

The
Indiana
Historical
Radio Society

BULLETIN

Volume 41

July 2012

Number 2




Indiana Historical Radio Society
**FOUNDERS AWARD
BEST OF SHOW
2012**

in this issue:
Dave's Service Bench
Indiana Radio
On the Farm
the Meck 5B5

NEW YORK



2012 Officers

Joe Farkas, President

1962 S 200 E
Huntington, Indiana 46750
(260) 468-2400 e-mail: farkas@wildblue.net

Alex Whitaker, Vice President

2927 South East Street
Indianapolis, Indiana 46225
(317) 787-2854 email: ehscott@sbcglobal.net

Herman Gross, Treasurer/Secretary

1705 Gordon Dr.
Kokomo, Indiana 46902
(765) 459-8308
email: hw144ihrs@comcast.net

Editor Fred Prohl

3129 Lanam Ridge Road
Nashville, IN 47448
(812) 988-1761 email inhistradio@gmail.com

Dr. Ed Taylor, Historian

245 North Oakland Avenue
Indianapolis, Indiana 46201-3360
(317) 638-1641

Responsibilities

Activities, Business,
Administration, & Publicity

Sites and Dates of Meets

Applications and correspondence
NOTE Dues, Financial, and address
change. Please notify
immediately of change of address.

News Articles, Radio Ads, Photos
for Bulletin publication
Maintain indianahistoricalradio.org

Donations & Scrapbook Material

Bulletin Deadlines: News, Articles & Radio Ads, 2/15, 5/15, 8/15, 11/15

IHRS Web site address: www.indianahistoricalradio.org

The INDIANA HISTORICAL RADIO SOCIETY is a non-profit organization founded in 1971. Annual membership dues of \$15.00 includes the quarterly IHRS "BULLETIN." Radio-Ads are free to all members. Please include an S.A.S.E. when requesting information. Send applications for membership and renewals to Herman Gross, our treasurer as noted above.

The BULLETIN
A PUBLICATION OF THE INDIANA HISTORICAL RADIO SOCIETY
CELEBRATING FORTY ONE YEARS
OF DOCUMENTING EARLY RADIO

The Indiana Historical Radio Society Bulletin

July 2012

Contents:	page
○ Dave's Service Bench – Dave Mantor w9ocm	4
○ Indiana Radio On - the Farm Indiana Farmer's Guide	11
○ IHRS Summer Meet	14
○ The Meck 5B5 Farm Radio	15
○ Say Something About Your Contest Entry (Spring 2012 Meet)	18
○ From the IHRS Officer Notebook	20
○ Radio Ads	23
○ IHRS 2012 Spring Meet Contest Pictures	24

In this issue:

Just a short time away July 21 – the 2012 Summer Meet at the Bartholomew County Fairgrounds, Columbus. See page 14 for details.

Dave Mantor does a bit of "Dumpster Dipping" and discovers a Hammerland receiver – page 4 for the not too dirty details!

A 1920's publication, The Indiana Farmer's Guide yields several interesting testimonials on the value of early radio - page 11.

Fred Prohl describes "watching the electrons flow" in a Meck 5B5 battery radio – page 15.

It is a brief note on page 20 – "Needed, a nominating committee" – that has great importance for the IHRS. If the Society is to survive new leadership needs to be in place. The current officers have been planning, scheduling, and implementing IHRS activity for many years. The truth is, we, the officers, would really like to attend IHRS meets free of meet preparation and responsibilities. Another truth is, our organization is in need of fresh ideas and leadership.

Don't misunderstand – IHRS members attending our meets are a great help with moving tables and chairs, room cleanup, and related on site activities. More than on site involvement is needed! It is time for a change – talk with fellow members and set a plan for the future of the Indiana Historical Radio Society.

Fred Prohl, Editor

Dave's Service Bench

Hello from Fairmount. I'm thankful that Merrijoy and I live in a community that maintains its small-town flavor in spite of the influence and celebrity of one of its favorite sons, the late James Dean. Weather-wise, early indications of spring have helped spawn a lot of outdoor activities, especially those related to radio. I'm speaking of the work and re-working of antennas as well as the ease of which an enthusiast can get to radio shows and swap meets. Within the ham radio community, the presence of online sales sites have enhanced radio collecting. Fortunately, the Internet sites have not completely done away with hamfests, which to a seasoned ham like myself, that's great news. Hamfests often bring out tube-style receivers and transmitters for sale which the collector can see first-hand and not have to deal with shipping. I've enjoyed both the buying and selling of equipment at these get-togethers. Hamfests are a part of traditional amateur radio that I hope never ceases.



So, what has been going on with each of you? Have you been finding some deals on collector radios in your area? Has anyone done any "dumpster dipping" lately?" What is that, you ask? "Dumpster dipping" is when you scrounge radios and parts from throw-away bins, the neighbor's trash and even dumpsters.

Recently I came in contact with a gentleman – a mechanic by trade – who is cleaning out his deceased father's acquired "stuff." The father was interested in radio, Citizen's Band specifically, but he collected anything and everything. When Merrijoy and I went to pick up our car after it was repaired, I noticed a radio chassis sitting on top of the heaped up trash barrel. I suspected it was to be thrown out, but Mama taught her children to be polite at all times, so rather than grabbing it and running, I asked what he was going to do with it. The answer was as I suspected...it was to be dumped. I thought I was getting just a chassis; what I ended up with was a Hammarlund HQ-100 receiver. I lifted the chassis and discovered a box of parts. On further examination, my poking in the pile recovered the metal

case. The receiver had all its tubes removed at some point, but other than that, it looked complete. Very dirty but hopefully restorable.

According to Wikipedia and I quote, "...*The Hammarlund Manufacturing*



Company was founded by Oscar Hammarlund in New York City in 1910. The first Hammarlund plant manufactured radio components and was located on Fulton Street in lower Manhattan. Their variable capacitor designs quickly became industry standards, and the company adopted the capacitor's schematic symbol as its logo. Hammarlund formed a partnership called Hammarlund-Roberts Co. in the

mid 1920s specifically to offer kits for AM Broadcast radios using Hammarlund parts. Hammarlund Mfg. Co., Inc. introduced the "Comet Pro," the first commercial shortwave super heterodyne receiver. Within five years, thousands of these receivers were in use at commercial radiotelegraph and radiotelephone stations, aboard ships and by amateur radio operators the world over. The company changed ownership often. In the late 1950s Hammarlund was sold to Telechrome. Then Telechrome sold out to Giannini Scientific, and in the late 60's, the company was sold to the Electronic Assistance Corporation (EAC). The product line was eventually either sold off in parts or phased out. The Cardwell Condenser Corporation purchased all remaining components, and in the early 1970s, the Hammarlund factory closed. At the time of its demise, Hammarlund was among the very oldest producers of radio equipment in the United States..."



BESIDE the general run of scrap metal found in most homes, hams usually have a fine assortment of old wire, aluminum, panels and chassis, as well as many other iron, steel and brass gadgets all of which can be turned into real active war material. . . . Do as Elmer has, "got in the scrap."



HAMMARLUND

THE HAMMARLUND MFG. CO., INC., 460 WEST 34TH ST., NEW YORK, N. Y.

[Reference footnote: <http://en.wikipedia.org/wiki/Hammarlund>]

take
your
choice!

\$189⁰⁰



HQ-100

True Hammarlund quality at low cost! General coverage, 540 KCS to 30.0 MCS. 10-tube superheterodyne with automatic noise limiter. Electrical bandspread, Q-multiplier,

Optional Telechron clock-timer \$10

EVERYONE A WINNER!



\$249⁰⁰

HQ-110

A true amateur receiver at a low price! Dual conversion, 6, 10, 15, 20, 40, 80 and 160 meter ham bands. Crystal calibrator, Q-multiplier. Separate linear detector for SSB and CW. Separate BFO.

Optional Telechron clock-timer \$10



\$269⁰⁰

HQ-145

Brand-new general-coverage receiver! 540 KCS to 30.0 MCS. Dual conversion. Adjustable 60 db slot filter. Crystal filter, 11-tube superheterodyne with automatic noise limiter.

Optional Telechron clock-timer \$10
Optional plug-in 100 KCS calibrator \$15.95



\$359⁰⁰

HQ-170

Best for the amateur at any price! Dual and triple conversion 17-tube superheterodyne with automatic noise limiter. 60 db slot filter. Separate vernier tuning. Selectable sideband. Tuned IF amplifier. Crystal calibrator.

Optional Telechron clock-timer \$10



\$379⁰⁰

HQ-160

Everything you could wish for in general-coverage! 13-tube superheterodyne with automatic noise limiter. Dual conversion. 540 KCS to 31.0 MCS. Crystal calibrator. Electrical bandspread. Slot filter, Q-multiplier.

1959



Established 1910

HAMMARLUND

MANUFACTURING COMPANY, INC.
460 West 34th Street, New York 1, N.Y.

In Canada: White Radio, Ltd., 41 West Ave., N. Hamilton, Ont.


Dave's Service Bench continued:

The military received a huge supply of Hammarlund receivers [perhaps in the many thousands] under contract with one of the most famous being the BC-779. It and its variations were based upon the "Super Pro" receiver. The HQ-100 was a basic, entry-level radio for the beginner shortwave listener or am. It featured a ten (10) tube line-up of easily found miniature tubes, such as 12AX7, 6AQ5 and others.

It isn't an expensive radio now, even when working units are found today, but in the late '50s, \$189.00 wasn't cheap. The large knobs for the main tuning and the band spread tuning make for effortless movement by the operator. The face plate of this receiver seems to be very stout; define that as thickness that will never allow any warp or twisting, regardless of the way it's handled. It tunes medium wave and shortwave in four bands: .54-1.6, 1.6-4, 4-10, 10-30 MHz and 20 meter band spread. Other enhancements include antenna trimmer, noise limiter, RF gain, S-meter, stand-by and 3.2 ohm speaker terminals located on the rear panel. Physical specs are: 117 VAC 60 Hz., 16.25 x 9.5 x 9.2 inches and 30 Lbs. Available and optional additions included a 100 kHz crystal calibrator, a conversion kit for enhanced single-signal CW (Morse code) reception, an analog 12 hour clock and a matching Hammarlund branded speaker.

The speaker assembly I'm going to use is a public address unit that was originally used in the high school I attended in the late '50s and early '60s. [Unfortunately, that building received the same fate as many others of our grand old school buildings and was demolished 5-6 years ago.] I received this speaker and its wall housing as a gift from my nephew Steve WAØMMZ of West Liberty, Iowa, prior to the building being razed.

I've included several pictures of the receiver in its "before" status. Hopefully, before long, I'll be able to show some "after" shots. You can see in one of the photos the variable




Dave's Service Bench continued:

tuning capacitor that made Hammarlund a popular name within the radio parts community.

Besides some serious cleaning effort on my part, a large 5k resistor has to be replaced that connects to the on-off wafer switch and the 1st pin of the voltage regulator OB2 tube. It doesn't look too cramped in this location; oh, to have Hatfield's soldering capabilities right now.

Fortunate I am that the main tuning and band spread capacitors still have their tuning strings that look to be in good shape. Replacement could be difficult. The band selector runs to a 3-wafer gang switch via a 5 ½ inch



shaft. The antenna tuning uses an eight inch shaft that turns a pulley on the underside to fine tune its miniature variable trimmer. I have all the tubes now, so an easy trial run is the next order of business.

This particular HQ-100 looks to be an appropriate recipient

of love and labor. Will it be worth the value that we place in time and materials? To be honest, I usually take that into account, unless it has merit apart from resale. I hope to have this receiver up and running soon. It may teach me a few things, but then, we all should still have a capacity for learning, eh?

During the IHRS Winter Meet in Lawrence Park, I found the radio of my dreams. When Ed Dupart set up his wares for sale, he positioned a RCA Victor Model 7K1 in front of his table, hooked up a short length of antenna wire and turned it on. When I heard it, I visualize it sitting in the parlor of our 125 year old house...and I bought it. Thanks for making it available, Ed. I love it.

After the last IHRS Bulletin was mailed, received and read, I received a very nice email from Susan Barnett W9UIA, an IHRS member from Taylorville, Illinois. Susan along with her parents were very good friends of

Philip and Evelyn Hatfield. I subsequently asked Susan for her permission to reprint the details that was in her email. It is as follows:

Hi Dave

I am sorry it has taken me so long to write you back but this past weekend you sent me on a task that was so memorable and enjoyable. This may be a bit long but here goes....We are talking about the same Phil Hatfield....My call sign was my dad's W9UIA which he received in 1935. After dad passed away I took classes and took his call sign. Dad met Phil and Evelyn sometime in 1940's...I was at Phil and Evelyn's house as a child (they have two children Bruce and Julie) and I do remember not hardly getting in the doorway to the living room because of the radios. But of course as a child I couldn't get in my own house because of dad's radios and ham station in the basement and the 10 meter and 8 meter antennas in the backyard. So I saw nothing wrong with going sideways in Phil and Evelyn's house. Dad retired from the police force in 1961 and we moved to Illinois...but went back and stayed with Phil and Evelyn and his other ham friends every time in Evansville.

I don't know if dad was a founding father in the IHRS but he did start going to the meets in the early 70's and I have his membership cards. I also have his AWA and ARRL membership cards dating back to the 1930's. My dad never threw anyway away. I went through the an old log book of dad's dated From Oct 12, 1950 and this is where I found Phil's call sign, among many others in that era. I was surprised I didn't find it more; I only find it once dated Sunday January 28, 1951. Time was 1615 then W9GFS and message was Tri state Emergency Net tryout. This is the only time I see W9GFS in that book...But that told me that we were talking about the same Phil Hatfield. Now Popular Electronics: Dad was in Popular Electronics October 1966 page 68. Article is entitled From Out of the Past: Wireless museums preserve the early days of Radio. He is sharing the page with Linc Cundall, W2QY; George Batterson, W2GB and Stuart Davis, W2ZH. Article was written by Theodore M Hannah, K3CUI. Dad knew all of these me personally going to AWA meets in New York and Indiana especially Bruce Kelley one of the founding fathers of the AWA. I have letters dating back 40 or 50 years of the correspondence with these men, especially Bruce Kelley and Linc Cundall. Dad was in the AWA with this particular picture of his radios but I can't find the years as yet. He was in Popular Electronics a few more times too. I didn't not know where Phil worked so when your email said that far away from Evansville I didn't think we were talking about the same man. But of course as a child I didn't really know where he worked. After he got killed Evelyn lived in that same house...I think the kids still live in Evansville with their own families....I visited Evansville in 2004 and saw Evelen briefly; she was 92 then. So I do not know if she is still there or

Dave's Service Bench continued

:not. But then when I saw the call sign in Dad's book I knew we were talking about the same Phil Hatfield. I don't know as much as Phil as I do about dad of course but you wanted Phil so I'm trying to remember...I have some pics of Evelyn but I'm not sure of Phil...I know you will think I'm a little bit bias and while I know this much about Phil - he was a great builder and I do know that Dad and Phil were always friendly competitive so i would have to say dad built just as good as Phil did...(you knew I would say that) As far as telling you stories about my dad....well it's endless there...I have my license plates saying W9UIA and I never stop getting a thrill when I see it on the van. Dad had a one tube Crosley Pup, and I have his original breadboard 1935 Atwater Kent plus his original ham radio...Well, this is the longest email I have ever written but you sure brought back memories...

A follow-up email also from Susan:

Hi Dave

Sorry it took so long to answer again but I was searching for a Christmas card Phil and Evelyn sent my parents in the 1950's. If I had found it I would have sent it to you. You have my permission to use anything - it would be an honor. Since your article is on Phil I will refrain from Dad Stories...But I will admit going through all the newspaper articles, AWA and Popular Electronics certainly put me on a nostalgia trip. Thank you again.....73 Susan

Susan, I can say without doubt we all extend to you our thanks for sharing with us some of your memories of Philip Hatfield. Perhaps Susan will consider providing more memories at some point in the future. If she does, and she's willing to have them printed within Dave's Service Bench, I'll be glad to include her comments here.

[Disclaimer: the only changes I made in the above emails were to eliminate the paragraphing in the interest of saving space, plus two (2) obvious typos. Otherwise, all quoted text is as Susan shared it.]

Well, that about does it for this edition of Dave's Service Bench. My email Inbox is still open for anyone to add their comments about Philip Hatfield, John T. Frye, information on the Henry Fields Shenandoah Five or if you should want to just talk old radios. You can reach me at merrijoy@frontier.com or PO Box 1, Fairmount, IN 46928-0001.

So, until next time, enjoy the old radios. And remember, your smile may help someone to have a great day.

Dave Mantor w9ocm


Indiana Radio On the Farm – 1920's

During the 1920's a weekly publication titled The Indiana Farmer's Guide was created by The Guide Publishing Company, Huntington, Indiana. During the mid 1920's the importance of radio on the farm is frequently referenced in the "Guide". The following three letters, printed in the June 21, 1924 issue of the Farmer's Guide, are a testimony to the value of early radio on the farm in Indiana.

We have a three-tube regenerative radio receiver set with a loud speaker, which enables all of the family to enjoy as well as profit by hearing it. We hear a great number of stations but KYW most of all. We get the best market reports from KDKA at East Pittsburg in the evening. Our best weather reports come from Davenport, Louisville, or KYW. There are many useful farm talks broadcasted which are of great benefit to the farmer. While we haven't had our set long it seems to be one of the most useful pieces of equipment on the farm, that is, we use it so much.

We hear Havana, Cuba, Montreal, Canada, Hastings, Nebraska, Los Angeles, California, and plenty of stations nearer home. There is no end to the music, sermons and other good things broadcasted which are necessary to all human beings as well as farmers. The radio enables the farmer to reach out and get far from home in a short time. We feel that the radio has become a necessity in our home. Vigo Co., Ind., S. Hillman Rigney

Radio station KYW was originally established during 1921 in Chicago. It is now a clear channel station at 1060 in Philadelphia.



By the Aid of the Radio Farmers Now May Receive Daily Market Reports.

Indiana Farm Radio continued:

I purchased my radio set in February, 1923, for about \$120 and it has proven to be one of the best and most profitable investments I ever made with a like amount of money. I have heard all stations east and west to San Francisco. When the weather is favorable they come in plain. I have heard four addresses by President Coolidge, two from New York and two from Washington. We can and do hear KYW every half hour when we listen in. My set is a Crosley Model X, four tubes and I use WD 11 dry cell tubes. If I were to buy again I would buy a WD 11 or 12 dry tube set. I would not sell my set for \$1,000 if I could not get another.

We hear all the leading market reports and the trend of the business world by noon, including the weather and all the late dispatches several times a day and night. I heard Frederick Martin* was alive almost as soon as he was found and 20 hours before we saw the paper.

When Sunday morning comes around we take our choice of the large churches of Louisville, Cincinnati, Detroit, Chicago and at night we can have the pick of a dozen, if we do not have church at home. No person can keep posted who does not have a radio set. The air is full of good things but you will never know it without a radio set. Union Co. Ind., Enoch Maze

*Major Frederick Martin was the flight commander of a four airplane attempt to be the first to fly around the world in 1924. Major Martin piloted the aircraft Seattle. On April 30, 1924 the Seattle crashed in dense fog on a mountainside near Port Moller on the Alaska Peninsula. The crew survived and were picked up on May 10, 1924. The attempt to circumnavigate the earth was big news in 1924 and the missing Seattle pilot and flight mechanic added to the headlines. Two of the planes completed the 175 day trip (not called a race), and all four crews were given a hero's welcome in Washington, D. C. (See rapidtransitchallenge.com for additional information.)

CROSLEY *Model X*

★  \$ **55**

*A 4 tube
Radio
Frequency Set*

THE HIT OF THE RADIO WORLD
For Sale by Good Dealers Everywhere
Free Catalogue on request to Dealer or Consumer

CROSLEY MANUFACTURING COMPANY
620 ALFRED ST. CINCINNATI, OHIO

The radio receiving set we own at present is a three-circuit, one tube regenerative outfit and was built and installed by my two youngest sons. Radio in my estimation is th greatest invention ever made for the farmer. It is not only essential for recreation but a necessity as well. The nearest agricultural colleges, the ones that know most about local problems may be tuned in to guide us in our tomorrow's farm work. If one has a load of hogs to ship to market one may know the quotations at Chicago to the last minute by radio, whole it may be several hours before the newspapers are able to get such information to us and when it does arrive it may be too late to be of any use.

Radio serves a useful purpose. Martin Co., Ind., John Briscoe

TUNE IN ~ *with Goodrich*



. . . the entrancing strains of the Goodrich Silvertown Cord Orchestra have set many feet a-dancing. These weekly programs, also featuring the Silver Mask tenor, are listened to by thousands of farmers. Every Thursday—ten to eleven, eastern standard time.

The above Goodrich ad is from a January 16, 1926 issue of the Farmer's Guide.

Indiana Historical Radio Society 2012 Summer Meet

At the 4H Fairgrounds - Columbus, Indiana, I65 to SR46 (exit 68) East to SR 11, South on SR11 to Fairgrounds - Saturday, July 21 - 8 to 11 A.M.

IHRS welcomes the Hoosier Antique Phonograph Society to our Summer Meet.

Swap N Sell Family Arts Building (east end of Fairground buildings)
Fair weather –set-up out side – rainy, in side set-up.

In the building:

Vintage Radio Contest (Popular Vote)

Category 1 – ARVIN Radio

Category 2 – 1940's post war radio

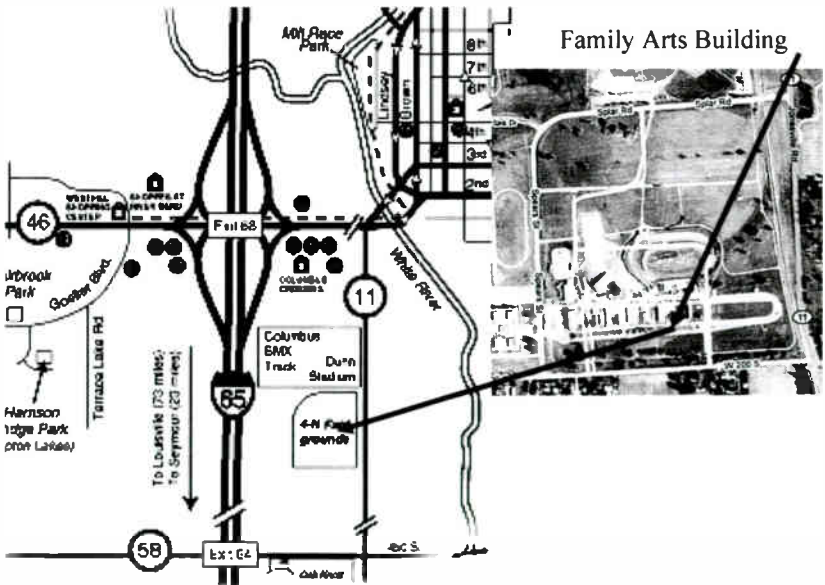
Category 3 – Open – you decide

Tables will be available for display of radio and communications related equipment.

Silent Auction of vintage radio equipment.



General admission is free. Swap N Sell vendor fee is \$15.00 for current members of the Indiana Historical Radio Society and the Hoosier Antique Phonograph Society. The vendor fee is \$20.00 for non-members.



Things to see and do in the Columbus area (after the IHRS Meet):

Exit 76 Antique Mall – 8 miles north on I65 (exit 76)

Edinburgh Outlet Mall – 8 miles north on I65 (exit 76)

Historic Nashville – Art, antiques, shops – 16 miles west on SR46


City of Columbus – Architecturally significant churches, homes, and commercial buildings.

There are many choices for Lodging and Food at I65 exits 68 and 76

The Meck 5B5 Farm Radio

While in the service, U. S. Navy, 1960, Japan, I bought a state of the art Sony stereo tape deck – only to discover it had a pre-amp output only. The unit could hardly drive headphones. So, I needed a circuit to amplify the stereo sufficiently for private headphone use. No, this is not about the dual 50C5 circuit I built, it is how I built it, on a plastic box, laid out just as the schematic was drawn – a breadboard circuit. Granted the resulting amplifier was a bit noisy, but I took pleasure that in addition to having a working stereo, I could look at it and easily see how it worked (could almost see the electrons flowing). Jump ahead several years and I'm working at Naval Avionics in the training department as soldering instructor. Between classes I had access to a great workbench and a supply of electronic parts. So, I assembled my first superhet tube receiver, on a board of course, and laid out like the schematic. Next it was a transistorized superhet, again in breadboard fashion. And so it goes, now days it is great fun to wire (breadboard) a circuit on a solderless breadboard (proto-board).

So where is this going? I guess to set the stage for why I find the Meck 5B5 am radio receiver so interesting. As a battery super heterodyne, it is simple in its layout, one can see the electrons flow from beginning to end. Page 16 displays the basic antenna to speaker circuit of the 5B5.



The Meck 5B5 chassis

1R5 – Pentagrid Converter at the antenna operates primarily as the oscillator (L2 and C2) and mixer circuit producing the intermediate frequency (IF) with inductive/capacitive coupling to 1T4.

1T4 – Remote Cutoff Pentode – Used as an Intermediate Frequency amplifier – providing significant gain of the modulated audio.

The amplified IF and audio is resistance/capacitance (R/C) coupled to a second 1T4 for additional amplification.

1S5 – Diode, Sharp Cutoff Pentode – Detects, separates, the audio from IF and provides a first stage of audio amplification. The audio is R/C coupled to the 3S4.

3S4 – Power Pentode- This is the audio output circuit driving the speaker. Note this Meck circuit connects the 3S4 for 1.5vdc operation.


Meck 5B5 Radio (and more) continued



Above, the two faces of the Meck 5B5 battery radio.

My Meck 5B5 on the left was an ebay purchase several years ago. The second 5B5 was found at the John Kellar auction earlier this year. John was without a doubt the expert in Meck radio and his collection reflected his interest. There was a large selection of Meck (and some Scott) radio at his estate auction – including a couple 5B5 battery sets. A picture of the 5B5 on the right was all I needed for my files, but - this unit had a very clean GTC (General Transformer Corporation) PortaPower unit included. I could not pass it up. And yes, the power pack works well – but I still prefer the silent operation of batteries.

Approaching the end of WWII, John Meck, a manufacturer of military electronic products, through advertising, began encouraging appliance dealers to record customer electrical/electronic needs in anticipation of filling the need at the end of the war. At wars end John Meck was prepared and led manufacturing in supplying inexpensive table radios to the public. It was evident at the John Kellar auction that Meck supplied small radios to a variety of sellers. Names on the radio dials, in addition to John Meck and Trail Blazer include Plymouth, Velvotone, Meridian and others that in the rush of the auction I was not able to record.



Apparently John Kellar did not record the variations in the Meck products he collected – and now the collection is in the hands of many. Sounds like a task for the next generation – get it all back together! Fred Prohl

Say Something About Your Contest Entry!

Bob Sands – World's Fair Crosley Radio

Crosley's corporate motto was, "Better Costs Less", in order to fulfill that motto, it is apparent to the radio hobbyist that in lieu of a special design or molding of a cabinet Crosley chose a standard model 11 AC/DC All



American Five and replaced the standard dial with a custom silk screened World's Fair dial. Now Crosley was able to offer a souvenir and a radio at a reasonable price to the cash-conscious public at the end of a depression.

Only a handful of these World's Fair radios have appeared even though this collector resides in the Cincinnati area, the home of Crosley, perhaps they are in the hands of collectors of World's Fair memorabilia.

It is probable that Crosley sold these radios at his pavilion at the World's Fair, although there were separate souvenir stands throughout the fairgrounds.

A word of caution: Before purchasing one of the above, verify that the dial is an original and metal paper photocopies have been known to have been placed over a standard dial creating a "Pseudo World's Fair".

Michael Feldt – Victoreen, Orchestrion, and Areoloop The Victoreen Superheterodyne:

This receiver I acquired at the 2008 HIS "Fall Foliage" meet which was held in Greenfield, Indiana. I had completely dismantled the receiver, cleaned and polished all of the hardware and reassembled it. The original cabinet was in poor condition and had a large hole drilled in the top lid. I acquired a



duplicate cabinet at the 2009 MARC "Extravaganza" meet for \$20 just as the seller was on his way to place it in the radio auction.

Orchestrion Speaker:

The base and neck of this speaker I purchased at the 2009 MARC Extravaganza donation auction for \$10. The bell was purchased from Ray Volkie at the 2010 Radio Fest. For \$150. A new Utah driver was installed and a new grill insert was fabricated from a piece of dense cardboard poster stock. The pattern for the grill was taken from a stenciling of an original grill that was published in the October 1998 issue of Radio News. The grill cloth is reproduction grill cloth.

Areoloop Antenna:

I acquired this loop antenna which was manufactured by Utt Williams of Santa Anna, California from the Jaspers Radio Museum auction which was held in St. Louis, MO in October of 2011. When I acquired it the only wire present was in the inner loop, the outer loop was missing its wire. Luckily I had a roll of stranded cooper wire of the same diameter but of a different weave. I restrung the outer loop with this wire and it makes a very close match to the original wire of the inner loop. Also, I had to replace all five of the Nickel plated screw posts because the antenna only had one tarnished post intact. I was able to find five matching posts, all of which closely matched in style and pattern to the original posts. See Michael's web site at indianaradio.com


Charles Stinger Wireless Equipment – Circa 1910-1919

(page 24 identifies each of the components on display)

Charles added the following to describe the wireless components in his display:

Radio Detectors – A device, mineral, for converting oscillations currents of high frequency (radio Waves) into a form suitable for operating a telephone receiver or sensitive measuring instrument. It is often referred to as a rectifier because it changes the incoming current from alternating to pulsating direct currents. Detectors vary in types and efficiency ranging from the now obsolete coherer to the modern sensitive vacuum tube. The galena mineral being the most popular.

Spark Gap – Spark gaps of these types produce a break in an oscillating with the quenched gap being noiseless and has no moving parts.



From the IHRS Officer Notebook:

- ✓ Under consideration – a fifth IHRS meet later this year or as a fifth meet in 2013 at the fair grounds in Huntington.
- ✓ Needed – a nominating committee with the task of identifying candidates for IHRS office.

A report from the IHRS Treasurer – 41st Spring Meet, May, 4-5, 2012

Receipts: registration/table rental	\$515.00
Silent Auction	5.00
Bulletin Sale	4.00
Food (pizza, donuts, coke, coffee etc)	82.50
Total receipts	\$605.50
Expenses: Food and Administrative costs	\$120.73
Insurance	36.25
Facility rental	500.00
Total debits	\$655.98

Meet results: \$606.50 - \$655.98 = (\$49.48)

We have 179 members as of 5 May 2012 which includes about 40 who have not paid 2012 dues. (A notice will be sent requesting membership renewal.)

Herman Gross Sec / Treasurer, IHRS May 14, 2012

In the Eclectic Electric Display – Spring Meet - Kokomo



A circa 1900 Philip Harris Galvanometer was placed on display by Fred Prohl. The Phillip Harris Tangent Galvanometer was/is used for measuring small currents of electricity. Current passed through the coil would deviate the needle from the magnetic north.

IHRS Spring Meet 2012 - Kokomo



Ed Taylor and Don Johnston – IHRS Plank-holders. Forty one years ago they were two of the thirteen who started the Indiana Historical Radio Society

Shirley Gross and Sue Sands – friends brought together through vintage radio, share common interests.



Among the radios on Ed Dupart's swap table sits a Knight trainer – just waiting to be a feature item in an article related to - Learning Electronics Through Home Study

Bob Sands receives the Founders Award plaque from IHRS President Joe Farkas. Bob's winning contest entry was a "Crosley Worlds Fair Radio" display.



The Indiana Historical Radio Society

2012 Meeting Schedule

SUMMER MEET - Bartholomew County Fairgrounds, Columbus

Saturday, July 21 doors open at 8am

FALL MEET - Riley Park Shelter, Greenfield

Saturday, September 29 – doors open at 8am

- Regional Vintage Radio -

Mid-South Antique Radio Club – MSARC

MSARC has been reactivated with the following 2012 schedule:

April 21 and October 27 at the Collectors Gallery, 835 Porter Place,
Lexington, KY 40508.

Contact information at layvinrad@insightbb.com

(Google Maps for Layman's Vintage Radio, the Collectors Gallery is directly across the street.

Antique Radio Club of Illinois www.antique-radios.org

August 2-3-4 – **Radiofest**, Holiday Inn Willowbrook

Oct 7 - American Legion Hall, Carol Stream

Dec 2 - American Legion Hall, Carol Stream

Michigan Antique Radio Club www.michiganantiqueradio.org

Extravaganza – July 12-14, Lansing MI

Fall Meet – Oct. 20, Kalamazoo; MI;

Winter Meet – Jan 18, Farmington Hills, MI

AWA-Antique Wireless Association www.antiquewireless.org


The original and largest historical radio group. The AWA publishes a quarterly AWA Journal. Membership is \$25 per year. Write to: Antique Wireless Association, Inc. Box 421, Bloomfield, NY 14469


In the Eclectic Electric Display – Spring Meet - Kokomo

Bob Sands placed on display his VoltAmp Medical device – with the following instructions: *Hey! Want to feel invigorated? Engage knife switch, grasp round metal handles, and smile!*

Not responsible for heart attacks.

22





Submit your "FREE TO CURRENT MEMBER" RadioAd by the 15th of February, May, August, or November in time for the Bulletin issue that follows.

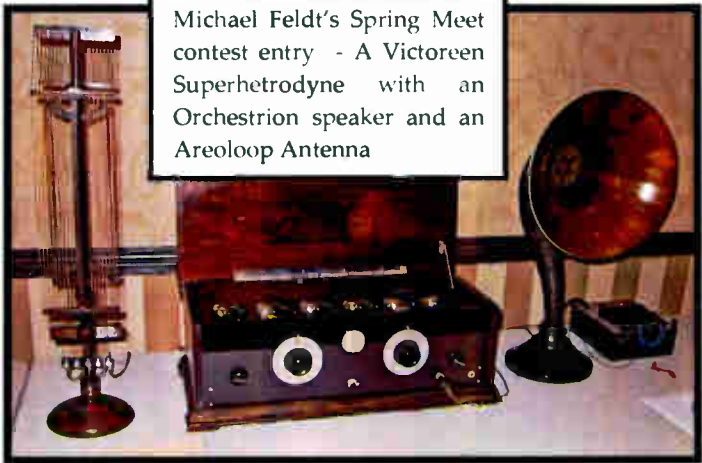

For Sale the following consoles , Stromberg Carlson model 440-M , \$ 200 , Midwest model D-17 , \$375 , American Bosch model 28 with matching speaker cabinet , \$150 , and Philco model 190 X , \$125 , also code practice key with oscillator \$50 . Bob Pote, 317-881-5721 , Greenwood, IND. or contact me via e-mail mrzenith41@aol.com 3/12

Wanted: McMurdo-Silver Model 802 Superhet Rcvr & Model 701 Xmtr. B&W Junior Coils, 5 pin, horizontal, No's 21XX or Freq stamped on their unglazed white porcelain base. William Ross W9WR, 300 Oxford Road, Kenilworth, IL 60043-1167, 847-251-7447, william.ross@comcast.net.6/12

For Sale: REPRODUCTION RADIO BATTERIES: I've developed replica battery solutions for most tube and transistor radios--batteries that have not been available for nearly thirty years. They look, they feel and they work--just like the originals! Plus, they are a reusable resource. Inside are holders for AA, C, D and 9-volt batteries. When the batteries wear out, simply remove them and install new ones. Contact Bill Morris at batterymaker@gmail.com or at 317-895-1334. 3/12

For Sale: Reproduction cabinet parts (wood). In stock parts; front panels, rear arch supports, base molding, for Philco models 20,21,70,90 (others per sample). Philco Colonial Clock top trim including finials, Grandfather Clock finials for Philco 570, GE H-91, Crosley 124 (others per sample). Almost any wood part available per sample, any make or model (per quote) (tooling charge may apply). Dick Oliver c/o Antique Radio Service, 1725 Juniper Place #310, Goshen, In. 46526. Ph. (574) 537-3747, e-mail- dolivears@aol.com 3/12

***Support the Indiana Historical Radio Society
Renew your membership!***



Michael Feldt's Spring Meet contest entry - A Victoreen Superhetrodyne with an Orchestrion speaker and an Areoloop Antenna

Charles Stinger entered a display of early wireless components in the IHRS Spring Meet contest: For radio transmission: a rotary spark gap(1), and a quenched spark gap (2). Radio Detectors: Adams Morgan 1919 type 1235 (3), Wireless Specialty Co. type S.E. (4), Loenstein Radio – type 183A (5), Westinghouse Radio style 307216 (6), a Ferron detector, J.J.Duck, Toledo, Ohio (7), and Doron Brothers, Hamilton, Ohio (8).



A 1926 Case model 61C, entered in the Spring Meet Indiana Made category by Fred Prohl.