

Indiana Historical Radio Society
BULLETIN

VOL. 21

SPRING 1992

NO. 1

RADIOLA 28-A ????



Lionel Haid shows his ONE-OF-A-KIND prototype Radiola at the WINTER MEET. See what you miss if you don't go to the meets !

President *IHRS Business, Activities, Publicity*
Glenn Fitch
(317) 565-6911 Box 246
Carthage, IN 46115

Vice President *Legal Matters*
Marilyn Johnston RR#1 Box 218A
(317) 945-7735 Windfall, IN 46076

Secretary *Correspondence, Application*
Paul Gregg
(317) 846-3094 725 College Way
Carmel, IN 46032

Treasurer *Dues, Financial, Address Change*
Glenna Sanders
(812) 877-2643 15 Todd Place
Terre Haute, IN 47803

Historian *Donations, Scrapbook Material*
Dr. Ed Taylor
(317) 638-1641 245 North Oakland Avenue
Indianapolis, IN 46201

Editor *News, Articles, Radioads*
Eric Sanders
(317) 758-4988 3295 West 246th Street
Sheridan, IN 46069

The *Indiana Historical Radio Society* is a non-profit organization founded in 1971. Annual membership dues are \$8.00, which includes the quarterly *IHRS Bulletin*. Radioads are free to all members. Please include a S.A.S.E. when requesting information.

President's Corner

We had a rousing start to 1992 at our February meet in Indy with 190 registered (although there were probably many more present...). It was really difficult to move around at times from the crush of the crowd. A couple of gentlemen from Nashville couldn't believe the crowd for a winter meet!

Some of it had to do with Bob Shuck's luck. The weather was again very cooperative with temperatures in the forties or fifties, and with sunny skies. Income for the meet was \$796.40 with expenses of \$556.75 plus \$100.00 for the room leaving the meet balance \$139.65.

Marilyn and Don "50 years" Johnston are working on THE BIG MEET during the end of April and the beginning of May. I suspect the swap area to be bulging at the seams! I'm sure they could use help in some areas, so come with the expectation of being asked to do a little work for the club.

We had some excellent articles in the last bulletin. If some of you have had some success at restoring a piece, or have an extensive collection in some area, how about sitting down and writing something up on it. Don't worry about how professional or how long it is. Even short articles would be appreciated.

Eric's success with his breadboard almost inspires me to take on a Remler Superhetrodyne I picked up. Most of the components are in good shape, including the coils, but the baseboard and box were only fragments of the past. Maybe I'll get the courage some day to start on it. But, anyway, remember to send your articles/short notes in to Eric.

Glenn

Explanation of the IHRS "GENERIC" registration form:


- * The IHRS registration form will be mailed with every Bulletin.
- * TO REGISTER IN ADVANCE (by mail):
 - A) Complete registration form
 - B) Mail completed form and payment/check to IHRS treasurer in advance of the radio meet
 - C) The treasurer will mail back a receipt and name tag
 - D) When the member arrives at the radio meet, he/she presents the receipt and enters the flea market/swap meet without delay !
- * TO REGISTER AT THE MEET:
 - A) Complete registration form
 - B) Take it with you to the meet
 - C) Calculate the money due and write the check
 - D) Present the completed form and payment to registrar
 - E) TAKING STEPS A,B,C,& D WILL SPEED UP REGISTRATION
- * The registration form may be used for address correction/changes
- * The registration form usage will provide IHRS with an accurate count of the persons attending meets
- * IHRS may send announcements of upcoming meets to people who register at our meets

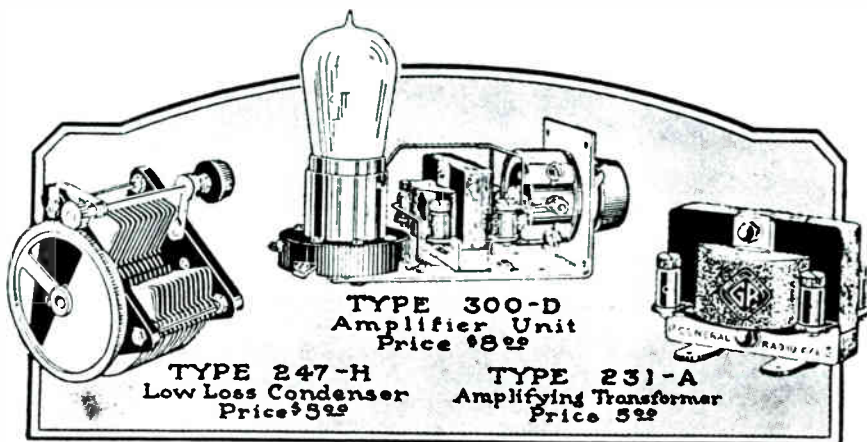
A HOME ASSEMBLED REGENERATIVE RECEIVER

The replacement of the crystal with a vacuum tube for signal detection provided a variation on station selection not possible with a cat whisker. As described in the Winter 91 IHRS Bulletin, there are a variety of ways to adjust the relationship of one coil of wire with another to tune in a transmitted carrier. The vacuum tube replaced the crystal with little change in the tuning circuit for many of the build it at home enthusiasts.

E. H. Armstrong discovered in 1914 that the vacuum tube's ability to amplify as well as detect can be used to cause considerable increase in signal strength with a one tube circuit. His "Regeneration" of the signal is caused by returning some of the vacuum tube plate signal to the tube's grid. This is accomplished through the use of a tickler coil positioned close to the tuning circuit's secondary coil.

The home assembled regenerative receiver pictured below was constructed by an experienced craftsman. The main circuit components consist of three honey-comb coils (two 25 and one 50 turn Giblin-Remler Inductance Coils), two General Radio type 247 condensers and a 01A vacuum tube.





GENERAL RADIO Parts Give *Quality* Reception

Selectivity, distance, clarity, and volume are the qualities which constitute good reception and are what you may expect from your set if you build with GENERAL RADIO parts.

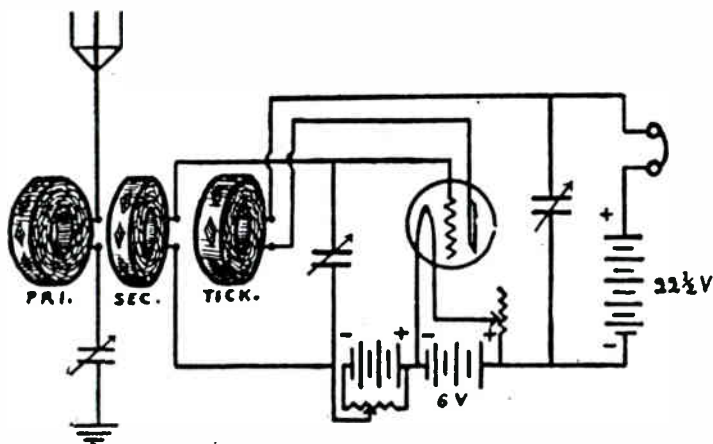
By insisting upon GENERAL RADIO apparatus at the start you avoid the disappointments which so often follow the purchase of inferior parts.

Whatever your circuit—build with GENERAL RADIO parts for Quality Reception.

GENERAL RADIO COMPANY
CAMBRIDGE MASSACHUSETTS

A HOME ASSEMBLED REGENERATIVE RECEIVER (continued)

The circuit drawing of a honey-comb regenerative circuit is lifted from *Radio Theory and Operating*, Mary Texanna Loomis 1930 edition. (An interesting side note is a Loomis reference to the Court's awarding the regenerative patent to Lee De Forest.) The Loomis circuit drawing is similar to the home assembled unit with two exceptions. First, there is no variable condenser in the primary/antenna circuit and second, grid leak resistance is used to establish grid bias in place of a variable DC voltage.



The honey-comb coils used in this receiver are what prompted me to buy at a IHRS meeting several years ago (thanks, George). The coils are interchangeable and were available with the number of windings ranging from 25 to 500 turns. The builder had the option of selecting a set of coils capable of wave length reception ranging from 185 to 8500 meters (reference - *Radio Reception*, Marx and Van Muffling, 1922). (Collins, *The Radio Amateur's Handbook*, 1930, gives a maximum of 24 000 meters.)

Does it work? Well - sort of. I can receive a station, but it is faint and garbled. True with regenerative circuits the set will click and go into oscillations when the tickler coil is positioned to close to the secondary coil. The receiver responds uniformly to a carrier of 300 to 1000 KHz modulated at 1000 Hertz with virtually no selectivity within that range. The set is still on my work bench for additional exploration - but Eric is waiting and deadlines must be met.

Fred Prohl 7520 Satterfield Rd, Columbus, OH 43235

The superior performance of
Giblin-Remler Inductance Coils
is responsible for their big demand

*Interchangeable
with all
coil mountings*



*The Most Efficient
Compact Inductance
Ever Used in Radio*

**An Engineering History of the Most Efficient Inductance
Coil Ever Developed**

THEORETICALLY, the ideal inductance coil should have all inductance—no capacity—no resistance—and no natural period. Such a coil would result in maximum signal strength with no interference from signals that were not on exactly the same wave length as the signals being received.

Thomas P. Giblin, the radio engineer who originated the compact inductance coil, has been working on coil design for many years with this knowledge of the theoretically "perfect inductance" constantly in mind. The first of his coils to appear on the market used the single lattice, or so called honey-comb winding. After a great deal of study and research, this winding was slightly improved by staggering the turns between layers resulting in a multi-lattice, or so called duo-lateral winding.

However, Mr. Giblin was not satisfied. He felt confident that he could produce a coil that would come much nearer to having the characteristics of a theoretically "perfect inductance." Complete

success was at last achieved when the present Giblin-Remler coil—**THE MOST EFFICIENT COMPACT INDUCTANCE EVER USED IN RADIO**—was developed.

In this coil the turns are wound close together, resulting in a greatly increased inductance for the same amount of wire. Hence the resistance is lower for a given inductance. The slight increase of capacity between turns has been many times compensated for by a greatly decreased capacity between layers resulting from spacing the layers with a cotton yarn of high dielectric strength. The result was a new coil having **MORE INDUCTANCE—LESS DISTRIBUTED CAPACITY—AND A LOWER NATURAL PERIOD THAN ANY PREVIOUS COIL.** Furthermore, the new coil has maximum insulation between layers at the point of greatest potential difference.

Under actual tests, this coil showed such wonderful improvement over his earlier forms of winding that Mr. Giblin indorsed it with his name.

*Write direct for complete specifications and
table of constants for this new inductance coil.*

The Remler Technical Bureau is at your Service. Address your problems to Dept. Q.

REMLER RADIO MFG. COMPANY

FACTORY AND HOME OFFICE
248 FIRST STREET
SAN FRANCISCO, CALIF.

EASTERN SALES OFFICE
154 W. LAKE STREET
CHICAGO, ILLINOIS



Saturday June 27, 1992 at the HIGH DIVE Park Pavilion, Elkhart IN.

REGISTRATION \$1.00 at the door.

8:30 AM - Swap and Sell. Coffee & Doughnuts for Early Birds.

9:30 AM - Enter Items in Contest. Most Popular Vote.

- Categories Include
1. Radios of the Twenties
 2. Radios of the Thirties
 3. Radios of the Forties
 4. Ugliest Radio...

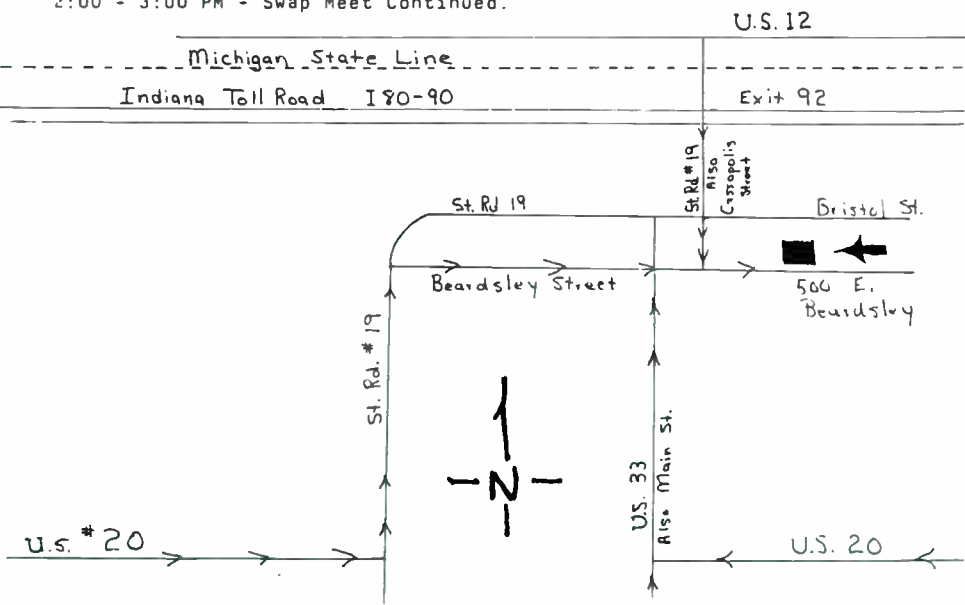
10:30 AM - Place Items for "SILENT AUCTION" on Auction Table.

11:30 AM - Close of "SILENT AUCTION". 10% Donation Expected for I.H.R.S. Expenses.

12:00 Noon - Carry-in Dinner. Vote for One Item Each in the Four Contest Categories.

1:00 PM - I.H.R.S. Business Meeting.

2:00 - 3:00 PM - Swap Meet Continued.



WLS

Family Album

The WLS that I remember from the late 1960's and early 1970's was one of endless pop-music, crazy DJ's and loud advertisements for drag racing. There didn't seem to be very much substance, just a lot of noise from Chicago. This image of WLS is very different from the station that served the Midwest during the late 1930's.

This article will take a look at the WLS that existed in 1936. The source of my information is a booklet published by *The Prairie Farmer* called the *WLS Family Album, 1936*. This magazine size "photo album" is a promotional piece that allows the

radio audience put a "face" with the voices heard during the course of the day. Let us open the cover and see what is inside.

In 1936 the **Prairie Farmer Station** had been on the air for eleven years providing "...song and speech, news, weather, markets, comedy and philosophy, laughter and serious counsel..." to its radio audience. The station sought to carry over the ideals that *The Prairie Farmer* magazine had been putting into print for ninety-four years - - useful information for rural families.

In 1936, Burrige D. Butler held the positions of Publisher of *The Prairie Farmer* and President of WLS. He is pictured on the first page playing with children, speaking to a crowd at the Indiana State Fair, and speaking with Charlie Root, a pitcher with the Cub's during a Barn Dance program. He was personified as being a salt-of-the-earth individual, which is exactly the image that WLS wanted to project.

The individual next pictured is "Jolly" Joe Kelly. Kelly hosted the early morning show as the early rising "smile-a-whiler." My mother recalled how a feature of "Jolly" Joe's program was a dressing race for the children who were slow to get ready for school. In addition to his morning duties, Kelly became "Rodeo" Joe, master of ceremonies for the *Barn Dance*. The note in the magazine commented "... Joe is best know for his hearty laugh, and his deep sympathetic interest in boys and girls."

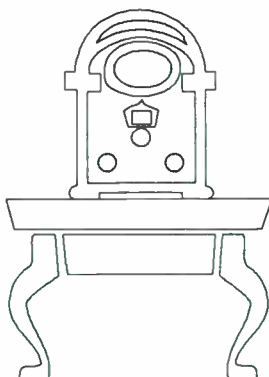
The following pages are devoted to the personalities on *The Homemakers' Hour* and *The Old Kitchen Kettle*. Issues covered in

these programs were food preparation, interior decorating, health issues, recreation, and garment design. A Hoosier connection on these programs was Mary Wright, who was a former faculty member at Purdue University in Home Economics and Dietetics.

Next follows a very young fellow in a "Gene Autrey" western get-up. This is *Georgie Goeble*. His caption informs us that "...his voice has changed from sweet choir boy soprano to a manly tenor. A grand boy who sings cowboy songs, likes to play baseball and ride horseback."

The turn of the page presents us with a thin and smiling young man with a familiar name -- *Pat Buttram*. His caption reads, "Pride and joy of Winston county, Alabama, son of a circuit riding preacher, Pat learned early to meet people. Behind those roughish eyes is an inquiring mind, and an understanding of human nature beyond what you would expect from a boy of 20. He has had a busy time with his '*Radio School for New Beginners Just Starting*.' Writes frequently for '*Stand By*,' with a natural gift of humor." Enough said!

A couple of pages over bring us to the Hoosier Sod Busters playing an over-large harmonica. This duo was made up of Reggie Cross and Howard Black. On the following pages are other personalities-- Verne, Lee and Mary are the Wisconsin Honey Bees; William Vickland as Colonel Jim of the *Junior Broadcasting Club*; the Hometowners Quartet; Marjorie Gibson, Julian Bentley, Check Stafford "Keeper of the Latch String," and Virginia Seeds of *Stand By*; Patsy Montana and the Prairie Ramblers; Pa and Ma Smithers; the Hoosier Hot Shots; Tom Owens, square dance caller; Hotan Tonka, an Ojibway Indian who had a program called *Nature Study* three mornings a week; Dr. John W. Holland of the *Little Brown Church of the Air* and who lead devotionals on the daily *Dinner Bell* program; John Baker, conductor of the *Prairie Farmer Dinner Bell* program, also a Purdue graduate. He also lead the WLS Saturday morning line-up with the *4-H Club*, *Future Farmers of America*, and the *Garden Program*. These are but a few of the radio person-



alities that were working at WLS in 1936.

Several pictures cover the WLS remote broadcasts for 1935. The *Barn Dance*, which aired on Saturday nights at 7:00, seemed to be a favorite at both the Illinois and Indiana State Fairs that year. The *Dinner Bell* program was also done remote from both state fairs. One big event took place in Newtown, Indiana, where a crowd of 110,000 gathered to watch the National Corn Husking Contest and listen to WLS personalities provide color commentary. The largest square dance of 1935 took place during the **Prairie Farmer - WLS Harvest Festival** in late October. This event held at Chicago's International Amphitheater was attended by twenty-four thousand.

This magazine provides a glimpse of those involved with WLS broadcasting in 1936. It was an organization geared to meet the information and entertainment needs of an agrarian audience. Today this might seem unsophisticated, but it is interesting to note that the WLS *Barn Dance* program provided Garrison Keillor with the format for NPR's *Prairie Home Companion*. I guess we are not all that sophisticated after all!

by Robert Boots

Our First AWA/IHRS Meet

A native of Lafayette, Indiana, John Tschopp, now of Barrington, Illinois, told me of IHRS and urged me to join. The AWA/IHRS meet was announced in one of my first bulletins and I sure was eager to get to this June 1975 affair. I had only recently gotten the antique radio bug, by purchasing a neat Atwater Kent 20 at a Thresherman's Reunion near Janesville, Wisconsin, (I'm not a Thresher). I've been a ham since 1933 and had dismantled many a battery set to get coil wire for my shortwave sets. It was hard to understand why people saved battery sets when AC sets were available, but my hat is off to those savers.

Purdue "U" seemed like a prestigious place to hold a meet, since they operated Indiana's first radio station -- WBAA. My

wife and I were pleased to find that we could use a nice dormitory room overnight. A display room with over 150 radio was nearby (My "homemade class" contest winner, made with Kellogg variocoupler, sockets and transformers is still in my possession). In attendance were AWA's OTB Editor and President Charles Brelsford plus Dr. Muchow.

The banquet was in the faculty lounge and complete with a couple of young ladies playing piano and violin selections. Besides getting great food at the banquet, we were able to use their cafeteria for other meals. This turned out to be one of our most memorable meets, and others like it have kept us coming the IHRS meets ever since. Keep up the good work IHRS.

George and Shirley Hausske

IHRS SPRING MEET

April 30 to May 2, 1992



Ramada Inn, Kokomo



U.S. 31 Bypass

The radio industry was in its infancy in the 1920s and there were many small radio companies all operating on a shoe string. They manufactured fixed and variable condensers, sockets, headphones and all the other components needed for the home experimenter to build his one-tube "bloopert" regenerative receiver. A few of the larger companies began making complete radios, which were sold to furniture stores and other establishments that might have an interest in selling radio parts and complete sets.

Since there was a pent-up demand for equipment, from crystal sets to elaborate multi-tube superheterodynes, equipment of any kind was selling like the proverbial "hot cakes". At that time there was a demand for equipment that would permit the entire family to listen to their various programs. For this to occur, much audio amplification was necessary and audio transformers played a key part. One of the manufacturers of audio transformers was Thordarson Electric Co. in Chicago.

Thordarson had built up an enviable reputation as a builder of high voltage transformers for commercial and amateur spark transmitters. It was a natural transition to making high quality audio transformers. With the explosion of the all-electric radio boom, the company had huge orders for power transformers, filter chokes and audio transformers.

In the early part of 1929, I took a job with Thordarson as an electrical tester of individual transformers for primary wattage, voltage and current readings for the low and high voltage windings. Each tester set up his individual square Jewell portable meter to perform the required tests. There was no pretense in providing safety measures and medium voltage shocks were accepted as part of the job. I recall one incident. I was bantering with one of the girl assemblers and testing the high voltage winding at 25 cycles of a power transformer. To read the output voltage, I inadvertently grasped the loose high voltage leads with both hands, instead of the 2½ v. winding. At

25 cycles and 700 v., I could feel my body rocking back and forth but I could not break the circuit. Finally, I was able to fall backward from the chair. I was dazed. Where I held the high voltage leads in my fingers were two deep carbonized spots about $\frac{1}{4}$ " in diameter. At the dispensary, the nurse dug out the carbon, applied medication, put on two bandaids and I went back to work.

About this time, RCA came out with a high voltage, heavy-duty, half-wave mercury vapor rectifier called UX866. Thordarson went into limited production, making a suitable filament transformer for this tube type. One requirement was the testing of the insulation between the 110 v. primary and the $2\frac{1}{2}$ v. secondary at 5000 v. The 5000 v. testing transformer was mounted on a small shelf and a 200 w. lamp was wired in series with the primary of the transformer. The lamp would glow when the high-voltage winding was shorted, protecting the testing transformer's primary. The test "prods" or rods consisted of 2 copper rods about $\frac{1}{4}$ " in diameter and approximately 12" long. These were heavily insulated with many layers of tape with about 2" of the rods free of tape and filed to a sharp point.

When I had a brief period of "not testing" I would amuse myself with shorting the tips and drawing them apart, thus creating an arc in the form of a triangle and emitting a soft hiss. Another prank was to draw a pattern or name in a continuous line--without a break--with a soft lead pencil. One of the test prods would be placed at the beginning of the pattern and the other prod placed at the end. The high-voltage would create a sizzling and fiery path between the 2 prods and burn a deep pattern in the wooden workbench. The top of the bench bore many scars of previous testers, who enjoyed watching their monograms or names being burned in the wood.

Safety for the worker in those days was usually unheard of and only men with electrical experience or training were allowed to be testers or inspectors. A "ham" radio operator was usually the person qualified to do this kind of work.

Since the work was seasonal, I was laid off and soon started working at Metro Electric Company.



Class 4 - Classic Communication Receivers
(Amateur Type)

c. Quality of Restoration

Class 5 - Catalin, Mirror, or Art Deco
Glass Cased Radios

d. Supporting and
Illustrative Documentation

Class 6 - Novelty Transistor Radios

AWARDS and TROPHY

Class 7 - Historical Radio Paper:
Books, Magazines, Photos,
Autographs, etc.

First and Second Place Ribbons in
Each Class will be awarded. Best
of Show receives the GREBE TROPHY

NOTE: There will be an open display table for members to share any radio or related
artifact with fellow collectors. For "Show Only". WILL NOT BE JUDGED.

AUCTIONS - SATURDAY, MAY 2 - CHECK IN 7:30 - 9:30 a.m. - HAYNES ROOM ONLY

DONATED items - Be generous to your club and donate good collectibles and
usable items. 100% of the sale amount goes to the IHRS' Treasury.

CONSIGNED items - As usual, non-related items are not accepted. Items not
sold will be held until sold items are paid for. No reserves on items
you put in the auction. Seller may designate a realistic minimum bid.
10% of sold items goes to Indiana Historical Radio Society's Treasury.

REMEMBER - Indoor Flea Market Tables are limited.

REMEMBER - Delco Radio's tour capacity is limited.

21ST ANNUAL SPRING MEET

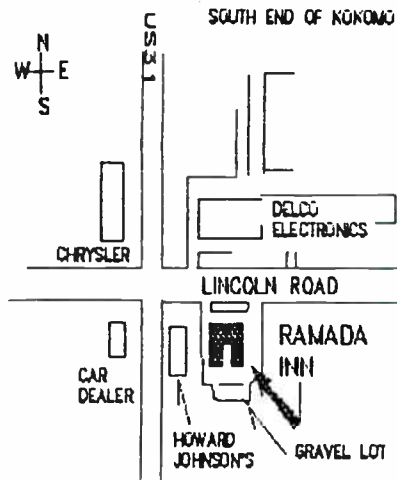
1992 REGIONAL IHRS/AWA ANTIQUE RADIO FESTIVAL 1992

RAMADA INN
1709 EAST LINCOLN ROAD
317/459-8001
1-800-843-7254



PREREGISTRATION BY : **4 / 23**

TO: GLENNA SANDERS
IHRS TREASURER
15 TODD PLACE
TERRE HAUTE IN 47803
(812/877-2643)



quoted before discount, tax, etc. Many of these motels (not all) will dicker.

FRIDAY's BANQUET will be a Bountiful Buffet, which you will enjoy.

Preregistration is recommended at \$12/individual.

OLD EQUIPMENT CONTEST

May 1, 1992

CATEGORIES

- Class 1 - Crystal Sets
- Class 2 - Two-Tube Receivers made in USA
- Class 3 - Table model GM or Delco Radios

JUDGING

- All categories will be judged on:
- a. Historical Significance
 - b. Uniqueness and Rarity


ATWATER KENT UNITS



No. 4024
Tube Unit



No. 3752.
Coupled Circuit Tuner



No. 4051
Type T-11 Tuner



No. 3902
Detector Unit
No. 4030
1-Stage Amplifier.



No. 3634
2-Stage Amplifier
No. 3676
Detector—1-Stage Amplifier




No. 3812.
Detector—2-Stage Amplifier.



No. 3970.
Tube Shade

- No. 3752—Coupled Circuit Tuner. Takes the place of variometer and variocoupler with but one adjustment. Complete with panel and dial \$12.00
- No. 3715—Coupled Circuit Tuner without panel or dial 10.00
- No. 4051—Type T-11 Tuner. Highly selective; recommended for radio frequency amplification circuits. Mounted 12.00
- No. 4055—Type T-11 Tuner. Not Mounted . 9.75
- No. 4024—Tube Unit. Comprises tube socket and rheostat 4.50
- No. 3902—Detector Unit. Comprises tube socket, grid condenser and leak, phone condenser and rheostat 6.00
- No. 4030—1-Stage A. F. Amplifier. Comprises socket, rheostat and A. F. Transformer .. 10.50
- No. 3676—Detector—1-Stage Amplifier 13.00
- No. 3634—2-Stage Amplifier 14.00
- No. 3812—Detector—2-Stage Amplifier ... 16.50
- No. 3970—Tube Shade. Shields the eyes10
- No. 3601—Mounting Board 18 1/2 "x8 1/2" ... 5.00
- No. 3795—Mounting Board 24 1/2 "x7 1/2" ... 6.00

VARIOMETERS AND VARIOCOUPPLERS



No. 3488
Atwater Kent
Variometer \$8.00




No. 3529
Atwater Kent
Variocoupler
\$8.00




No. 3731
Atwater Kent
Mounted Variocoupler,
Brown Panel,
\$13.00




No. 3714
Atwater Kent
Mounted Variometer,
Brown Panel
\$10.00




No. 500—Remler Moulded
Variometer \$7.50



No. 500—Remler
Variocoupler \$5.40



New WorkRite Variometer \$3.50



New WorkRite Variocoupler \$3.50

Technical Tip #1 -- Bakelite Substitute

When you are desperate for a piece of Bakelite panel, here's what I find is a credible substitute. Find a place to buy scrap pieces of clear plastic of a size and thickness you can use. After trimming and drilling, paint the rear surface with gloss black spray paint. The front should turn out looking extremely glossy, probably even more so than Bakelite for an inexpensive usable panel.

Technical Tip #2 -- Burned-out Antenna and Plate Coil Primary Windings

For those burned-out antenna and plate coil primary windings, Meissner had an answer in their NO 14-6850 slip over primary replacement coil. It is nothing more than a 1 1/4" diameter by 1 1/4" long cardboard tube with quite a few turns of enameled wire -- looks like two layers 3/16" wide. This works out to about 21 turns per layer according to my ARRL handbook wire table. Meissner's instructions stress getting the windings going in the same direction and in the same position as the original. Lock the tube in place with wax or other substitute adhesive.

For sizes that do not fit this coil, I suggest making your own coil form to fit, and if you vary wire size or number of turns within 25 percent or so, I would guess you would have no problem. You may have to disconnect some leads to the coil being repaired in order to slip the new primary in place, but this should be no big chore. It is also suggested that the old burned out coil wire be removed. In the case of the plate coil, be sure that the short that caused the burn out in the first place has been remedied before turning the power back on.

George Hausske

"Is he really going to buy anything this time?"

by R.F. Miller

In 1927 the S.S.Kresge 25 cent to 1 dollar store in Akron, Ohio, sold radio parts. One Saturday in March, Mother and I approached a clerk who greeted us with, "Is he really going to buy something this time?" We had brought a half bushel basket, which apparently convinced him that I was in earnest. He carefully drew up a pictorial diagram for a regenerative detector and two a-f stages.

We came home with three Van Dyke UX199's, two Apollo 3 1/2:1 AFT's, 3-circuit tuner, Pilot 23-plate condenser (all \$1 each), miscellaneous small parts (Pilot sockets, mica capacitor, etc), batteries, and a Merle Duston booklet. I already had phones in conjunction with a Carco crystal set. A \$5 cone speaker came later.

The set worked fine until one day the tubes flashed brightly. A friend saw it and said, "That's great. Do it again!" I replied rather dismally, "I don't think I can." Obviously I had crossed the B voltage onto the filaments. These 45-volt blocks were made up of 30 D-size cells which were quite capable of far more than the 180 ma normal filament current for the 3 type 99's. It took about four days of paper route earnings to replace the tubes. The clerk didn't hide when I came back this time!

Later I replaced my original bell wire with a bus bar, but contrary to my great expectations it didn't perform one bit better. Sixty-four years later the Appollos, the Pilot tuning condenser and other vintage parts are still in good working order. I'm considering reproducing the set.

Reported Auction Prices -- THE MYTH!

by Jim Clark

While attending a local antique radio swap meet recently I noticed one of the club members had out a nice Pepsi® drink dispenser novelty transistor radio, complete with carrying strap. As the item was not marked, I inquired as to the price of his offering -- he said \$300. He went on to tell me about how one of these rare beauties sold at an auction a couple of years ago for \$1300, and, thus, what a bargain his set was! As proof he had a copy of Breed's novelty transistor radio book in which a \$1300 sale is reported -- referencing an article in the January, 1989, issue of *ARC*. The seller was showing this reference to everyone that inquired about his Pepsi® radio. Haven't we all seen other collectors and dealers referencing that famous \$1300 Pepsi® radio sale?


When that \$1300 sale was first reported in the January, 1989, *ARC*, I was so shocked that I immediately called the author to investigate. I suspected some unusual circumstances must have occurred that lead to this record sale. I was startled when the author revealed to me that in fact the Pepsi® radio did **NOT** sell for \$1300, rather it sold for \$200 - \$300!! The author went on to explain, the error in reporting the amount of the Pepsi® novelty transistor radio sale involved some confusion that developed revolving around some absentee bidding on the item just previous to or immediately following the Pepsi® radio. For whatever reason, a correction was never printed and the \$1300 Pepsi® transistor radio sale myth has not only been allowed to grow, but prosper!

I also have noted many other errors in the reporting of auction sale prices for antique radios. I suspect often times a self-appointed person decides he/she will be of service to our hobby by recording each item and its selling price at an

auction and then presents this information for publication. However, this practice can lead to the report of many inaccuracies. How say you? What gets reported are the final prices that an item **APPARENTLY** sells for, **EXCEPT** some of these can be no sales or buy-backs!! The casual person in the audience rarely would know this. For example, it was reported that a Stellar Mantle/Maris baseball radio sold at the *RADIOFEST '91* auction for \$700. In this case it was bought back by the owner (perfectly allowable under the auction rules) and thus did not change hands. Is it accurate to report this as a sale? In another auction where it was permissible to bid on your own item, I recall where a Smokerette radio sold for about \$125 and yes it did change hands (I know as it was mine, and I did not buy it back or bid on it!). Later in the same sale I was surprised to see another Smokerette radio in similar condition bid to over \$300 -- only to be bought back by its owner. I assume he had more than this in it and only kept on bidding on it to protect his investment.

The reporting of auction prices could be improved if the selling prices of the items sold, not including buy-backs and no sales, were supplied by the auctioneer or organization sponsoring the auction. So the next time you decide to act as a reporter at an auction, **KNOW** you are getting all the facts correct. To do less is to do our hobby a great disservice.

EDITOR's NOTE: Mr. Clark's article also appeared in the February issue of *Radio Age*, and was supplied to the *IHRS Bulletin* by the author.



CONTEST RESULTS:

1ST PLACE- MOTHER'S OATS CRYSTAL SET
DAVID SNOW

2ND PLACE- ATWATER KENT MODEL 5
LARRY ANDERSON

* THIS WAS A POPULAR VOTE CONTEST WITH ONE VOTE PER REGISTRATION.



Welcome to
EXTRAVAGANZA '92

EXTRAVAGANZA '92

Proudly Announced & Sponsored by

This year the Michigan Antique Radio Club (MARC) and the Antique Wireless Association (AWA) are proud to announce our 6th annual EXTRAVAGANZA convention to again be held at the Holiday Inn Convention Center in Lansing, Michigan. In just six (6) short years this event has become one of the premier events in the United States featuring antique radios, tvs and associated items. We fully expect that EXTRAVAGANZA '92 will be our biggest and best convention yet!

The theme of EXTRAVAGANZA '92 is EH Scott Radios and the 1930's Big Band Era. One of the highlights of EXTRAVAGANZA '92 will be our "informal" Social Hour (come as you are) Saturday evening during which we will have an excellent EH Scott radio display, some 1930's Big Band music, activities, and door prizes. To top off our Social Hour, we will be raffling off a Zenith Walton's radio at 9PM and you must be present to win! Every person that registers for EXTRAVAGANZA '92 will receive one free raffle ticket for this drawing and additional tickets will be offered for sale. We received many compliments about our Social Hour last year, be sure not to miss it. Perhaps you will go home with the big prize!

We will also have three (3) Programs for your benefit, including one by George Fathauer of Antique Electronic Supply. This year AES is celebrating their 10th year in business. Please come and listen to George tell us their interesting story. Each day we will have an outside Flea Market and 50/50 Raffle in addition to our outstanding Hospitality Suite with free coffee, soft drinks and munchies. Colonel Jeff Bub of Brunswick, Ohio again will preside over our Equipment Auction on Saturday which last year included over 250 items selling for over \$25,000! Our usual Women's Luncheon will again be on Friday. We will conclude our convention with our Donation Auction late Sunday morning, as has been the tradition for a number of years.

We have made some significant changes in our Equipment Contest, this year on Friday, in an effort to make it even better than in the past. The primary changes are (1) our Equipment Contest will be judged by a panel of judges for the first time in many years, and (2) we have implemented twelve (12) new contest categories which should allow everyone to enter almost any item(s) they have in their collection.

Plan to attend
EXTRAVAGANZA '92, you are sure to have an
interesting and enjoyable time!

— Jim Clark
MARC President

THE MICHIGAN ANTIQUe RADIO CLUB



&



THE ANTIQUe WIRELESS ASSOCIATION

-- JULY 10-12, 1992 --

Friday, Saturday & Sunday

FEATURING:

- Open Air Flea Market
- Equipment Contest
- Equipment Auction
- Hospitality Suite
- 3 Programs
- Women's Luncheon
- Donation Auction
- 50/50 Raffles
- Informal Social Hour with E. H. Scott Radio Display

At The
**Holiday Inn Lansing
Conference Center**
7501 W. Saginaw
Lansing, Michigan 48917
(517) 627-3211

For information contact:
EXTRAVAGANZA '92
P.O. Box 585
Okemos, MI 48864

Golden Anniversaries

SUNDAY, FEBRUARY 23, 1992

Mr. and Mrs. Johnston



Windfall, Ind.
— Mr. and Mrs. Don K. Johnston of Tipton County will celebrate their 50th wedding anniversary with a reception from 4 p.m. to 6 p.m. Friday in West Ballroom of Elks Lodge 190, Kokomo.

Mr. Johnston and the former Marilyn Butner were married Feb. 27, 1942, in First United Methodist Church, Anderson. Both retired from Delco Electronics Division of General Motors Corp., she in 1980 and he in 1981. They have three children, Ruth Johnston Sampson and Victor and Matthew Johnston, and four grandchildren.

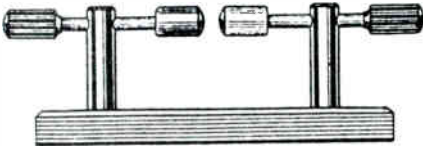



Fig 4—There's nothing fancy about a plain spark gap—just two electrodes mounted on an insulating base and capable of width adjustment. But its low tone with 60-Hz supply, its inability to quench the spark rapidly, and its tendency toward continuous arcing made spark communicators favor rotary gaps. (from Bucher)

THE ABOVE NOTICE APPEARED IN THE STAR ON FEB. 23RD. MUCH TO DON AND MARILYN'S SURPRISE HOWEVER, THE ACTUAL CELEBRATION WAS ON THURSDAY FEB. 27TH AT THE B.P.O.E. IN KOKOMO. MANY IHRS MEMBERS WERE IN ATTENDANCE AS WELL AS MANY FRIENDS AND RELATIVES THAT HAVE KNOWN D & M DURING THEIR FIRST FIFTY YEARS OF MARRIAGE. A FINE TIME WAS HAD BY ALL !



HAVE YOU READ?

by Ed Taylor D.Sc.E.E.



THE EVOLUTION OF RADIO

Edited by Scott Wood

The only evolution in this book is in the title. It is a simple picture book with no text. The first half consists of a hodge-podge of reprints of radio advertisements which were lifted from old magazines.

The second half is made up of color photographs (some good, some poor) of various radios by various owners. In this section the manufacturers are listed alphabetically but models of the same make are in NO systematic order. An example is the listing for Atwater Kent: 1934 Model 145, 1931 Model 84, 1932 Model 80, 1933 Model 627, 1924 Model 10, 1931 Model 82, 1924 Model 9-C, 1924 Model 12, 1926 Model 30, 1929 Model 67, 1924 Model 20, 1928 Model 52, 1932 Model 82-Q, then a duplicate 1931 Model 84, 1934 Model 208. Is the above sequence evolutionary or idiosyncratic?

We are all familiar with the tiresome bore who will descend on an unsuspecting victim, at a radio club meeting, with an album of snapshots under his arm. Each photo has a long and tedious story and by the time he is finished, the swap-meet is over. *The Evolution of Radio* is somewhat like his photo album. Six pictures of radios per page after page ad nauseam.

There is a so-called price guide in the back of the book where owners of the pictured sets are allowed to appraise their own radios. Since many of the radio owners are also dealers, it may be assumed that this book could be in actuality, a cleverly disguised sales catalog.

This reviewer must agree with the input of other radio collectors who have stated that "*The Evolution of Radio* is a rip-off at \$24.95."



Recent books which ARE recommended:

- * *Empire of the Air* by Tom Lewis
- * *Radio Manufactures of the 1920's Vol.3 RCA to Zenith*
by Alan Douglas
- * *The Portable Radio in American Life* by Michael Shiffer
- * *Crystal Clear* by Maurice L. Seivers

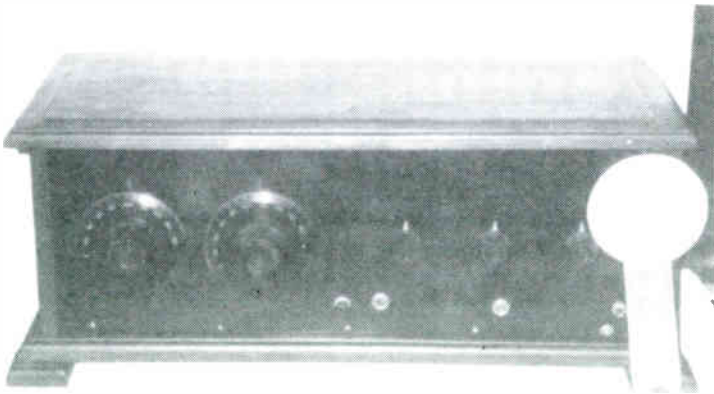
Try It - You'll Like It


Are you an active member
The kind that would be missed,
Or are you just contented
That your name is on the list?

Do you attend the meetings
And mingle with the flock,
Or do you stay at home
To criticize and knock?

Do you ever work on committees
There are many take your pick,
Or leave the work to just a few
And talk about the clique?

So come to meetings often
And help with hand and heart
Don't be just a member
But take an active part.





Beautiful
Appearance
Open or Closed.

1/2 An Hour To Operate \$150 Highboy

With Built-In Speaker

Solid Philippine Mahogany Cabinets. Dark Brown Shaded Lacquer Finish. Nothing needed to complete these models but Tubes and Aerial. Attach to any 60 cycle circuit, A. C. 95 to 125V. Not an assembly—complete in one synchronized unit. No chemical rectifiers, acids, liquids or chargers of any kind.

Steinite Laboratories

Factory: Atchison, Kansas

Largest Exclusive Radio Factory in the West

TUESDAY, JANUARY 7, 1992

OBITUARIES

Thomas Peden, Martinsville, was 'Golden Voice' on radio

Thomas M. Peden, 76, Martinsville, a former radio announcer known as the "Golden Voice of the Indiana," died Monday.

Services will be at 1 p.m. Thursday in First Presbyterian Church of Southport, of which he was a member. Calling will be from 11 a.m. to services at the church.

Singleton & Herr Madison Avenue Mortuary is handling arrangements.

Mr. Peden had been a sales representative 13 years for Goodwill Industries, retiring in 1977.



Mr. Peden

Previously, he had been the chief announcer 22 years for WIRE-AM. He had a program called "The Hour of Good Music" and was one of the first radio announcers of the Indianapolis 500-Mile Race.

A former Southport resident, he had been the narrator for many years for the Southport Easter sunrise service.

Mr. Peden was a Navy veteran of World War II.

He was the widower of Susie Scarce Peden.

Memorial contributions may be made to the church music and fine arts ministries or the Martinsville Community Foundation, c/o Robert Kinder, Treasurer, Citizens Bank, 1604 S. Ohio St., Martinsville, Ind. 46151.

Survivors: son, Mark Peden; brother, Richard Peden; one grandson.



- TO TRADE : CBS RADIO MYSTERY THEATER - WOULD LIKE TO TRADE COMPLETE PROGRAMS - MARK GRANTZ 2377 NORTH DIANNE DR. MICHIGAN CITY, INDIANA 46360
- WANTED : 1935 - 1936 STEWART WARNER ART DECO CONSOLES - RADIO SET IN GOOD OR RESTOREABLE CONDITION - PLEASE WRITE JOHN A. CHECCHIO JR., 2629 DECAMP CT. APT 124, ELKHART, INDIANA 46517, (219) 295-7230
- NOTICE : I HAVE A COUPLE HUNDRED 20'S KNOBS, DIAL POINTERS, DIALS, VERNIER DIALS, SOME ON ORIGINAL SHAFTS COMPLETE WITH BALL JOINTS. MFRS. INCLUDE FEDERAL, KELLOG, KURTZ-KASCH, NORTHWESTERN RADIO, FREED-EISEMANN, REMLER, AK, A.M. CO., SPRINGFIELD, MA, AUGUST GOERTZ "FYNER". WHEN YOU'RE HEADED MY WAY PHONE AND I'LL HELP YOU FIND A MATCH. - GEORGE A. FREEMAN, 102 EAST MAIN STREET, MADISON, INDIANA 47250, (812) 265-6878
- WANTED : WESTERN COIL & ELECTRICAL CO. SETS - RACINE WI. , RADIODYNES, "LEWIS", GLOBE, THORDARSON TRANSFORMERS (AUDIOS) WITH BASEPLATE OPPOSITE TERMINALS, SPARTON MODELS 1167, 1567, ANY SEVEN INCH/OR PROJECTION TV, NATIONAL TV KNOBS, SPEAKER FOR '31 SCOTT AW15, ANY CONSOLE WITH 18 PLUS TUBES, TUBE PORTABLES FROM THE 30'S/40'S (1R5,1S5,ETC.), TYPE 878 1/2 WAVE RECTIFIER TUBE, PILOT KNOB, JUNK AK 84 FOR PARTS, ALSO WILL BUY ANY MANUFACTURED CRYSTAL SET COMPLETE FOR \$75.00. I HAVE MANY RADIOS TO TRADE FOR WHAT I WANT - LET'S TALK... ERIC SANDERS, 3295 W. 246TH ST., SHERIDAN, INDIANA 46069 (317) 758-4988

RADIOS: world's largest stock, 1926-1991, sales, restoration, AM to AM/FM conversions with 100% stock appearance, we sell, buy and trade; speakers, vibrators, antennas, 8-tracks, cassettes, CDs, CBs, fast, expert service with one year warranty; VISA, M/C, American Express, COD welcome. Radio & Wheelcover World, 2718 Koper, Sterling Heights, MI 48310, PH: 313-977-7979 orders; 268-2918 info.

RADIOS for sale: large supply of reconditioned radios in stock; Packard, Ford, Hudson, Chevy, Chrysler, Lincoln, Olds, Nash, Studebaker, Buick, Caddy and many, many more, large supply of hard-to-find parts: vibrators, tubes, speakers, etc. all types of auto radios serviced; see my ad in "Services Offered" section, write or call Dan Packard, 8 Florence Rd, Marblehead, MA 01945, PH: 617-631-2449.



