

Indiana Historical Radio Society
BULLETIN

Vol. 9

December, 1980

No. 4





OFFICERS

- President Don Johnston
Route #1, Box 218-A, Windfall IN 46076
- Vice President Robert Shuck
10512 Winston Ave., Indianapolis, IN 46256
- Secretary Ron Thomas
933 N Audubon Rd, Indianapolis, IN 46219
- Treasurer Marshall Howenstein
2741 North Salisbury, West Lafayette, IN 47906
- Editor Fred Prohl
7257 Murphy Dr, Indianapolis, IN 46256
- Historian Ed Taylor
245 N Oakland Ave, Indianapolis, IN 46201

FOR INFORMATION WRITE TO:

- Vice President - For legal matters of the I H R S.
- Secretary - For general correspondence and membership applications.
- Treasurer - For membership payments and address changes. (1981 I H R S membership dues are \$6.00.)
- Historian - For history of the I H R S and for donations of material for the Society Scrapbook.

Please use a Self Addressed Stamped Envelope when corresponding.

Reproduction of this Bulletin or its contents is prohibited unless authorized by the Indiana Historical Radio Society.

* FREE *



* FREE *

WOW !

You will discover 2 (two) special, glistening white, silk screened decals enclosed with this issue of your Bulletin. This is the world famous, authentic logo of the IHRS. A distinctive emblem that can be mounted on the inside of your car windshield or windows and will be treasured for years to come.

Make sure the glass surface is absolutely clean, peel off the paper and your nifty decal will self adhere. No need to use water to stick them on.

Remember, no one but IHRS members can proudly display this outstanding, classy memento. This spectacular emblem on your windshield will make your car a knock-out and you will be the envy of all on your block.

In case you need another one of these keen decals just send in a box-top and a self addressed, stamped envelope but be sure to hurry as supplies are strictly limited on this fantastic offer.



The Indiana Historical Radio Society will hold its Winter meeting at Indianapolis on Saturday, February 28, 1981.


Bring your extras for a Swap and Sell at the Bonanza Restaurant, 3545 North Shadeland Avenue, Indianapolis.

Indoor table space is available for display and swap equipment. The space is some-what limited, so if you have big items for swap/sell or a large quantity, you will want to plan on trading from your vehicle.

Schedule Of Activities:

- 10:30 AM Equipment set up.
- 11:00 AM Meeting officially opens.
Swap and Sell.
- 12:00 Noon Lunch - Bonanza is offering the I H R S meeting space in exchange for our organizations patronage. Let's enjoy a good lunch at Bonanza.
- 1:00 PM Business meeting.
- 1:30 PM A live demonstration of a Scanning Disc TV system given by Ed Taylor.
- 2:00 PM Swap & Sell.
- 3:00 PM I H R S Winter Meet Concludes.

BRING YOUR FAVORITE LOOSE COUPLE FOR DISPLAY.



I H R S WINTER MEET

A Ramada Inn is located next door to the Bonanza. Call (317) 547-5561 for reservations. A Susse Chalet Motel is located a half mile north on Shadeland, call (317) 546-4971 for reservations. For inquiries about Indianapolis weather and travel conditions, call Fred Prohl (317) 849-5687 or Ed Taylor (317) 638-1641.

The Bonanza Restaurant is on the East side of Indianapolis. Closest exit from I465 is at I465 North and US36 (Pendelton Pike)



SPECIAL NOTE - There are two large antique shops across the street from Bonanza. White Antique Gallery and Four Corner Antiques.



Philmore Crystal Detector

Some of my fondest memories go back nearly sixty years ago to the times I accompanied my father, who was a telegraph operator for the railroad. He worked night shifts, so he would load me -- and a sack of popcorn to snack on -- into our 1918 Hupmobile and we would head for some lonesome railroad tower out in the middle of nowhere.

After he relieved the day operator we would settle down for the night amid the incessant clacking of the telegraph sounder and an occasional thundering noise and flashing lights of a passing train. As the building shook, I would always be worried as to whether he had thrown the right switch. What if he had thrown the wrong lever! Visions of train wrecks all over the countryside always haunted me as I looked over that long row of switch levers. Even then, I could appreciate the responsibility he had.

Perhaps this is why I find both railroading and telegraphy so fascinating. Although my main hobby is radio, I'm sure many of us have telegraph items in our collections because of their association with early communication.

Now to make my point: For several years I had heard about the Morse Telegraph Club, but assumed it was a small organization for former operators. When I found out that the membership was not restricted, I joined. I was in for a pleasant surprise. What I had assumed would be a small, diminishing organization, turned out to be a large one, with chapters all over the country -- and growing all the time. Their bulletin, published four times a year, Dots and Dashes, is a large one, crammed with history, news, personal accounts, anecdotes, and articles associated with railroading and telegraphy. I find it very interesting. And, if you have any interest in this sort of thing, I know you will enjoy it. The membership dues are very nominal.

The address is Morse Telegraph Club Inc., 712 South 49, Lincoln NE 68510.

Thanks again to Walt Sanders and his helpers for his hospitality and fine meeting at Terre Haute. Please keep in mind that our hard-working editor, Fred Prohl, needs good articles, photos, tips and ads. Remember, Fred depends on your input for the bulletin.

Also, think about having an informal area meeting in your vicinity. We need more informal get-togethers for picnicking, swapping and exchange of ideas. Better yet, perhaps you have an interesting guest we can meet or an historical point of interest in your locale. Remember, it doesn't have to be in Indiana. Think about it this winter.

A tip in passing: For years I have been using a liquid penetrant called Du-O1, which is odorless and clear, for loosening 'impossible' rusted bolts and nuts. Try it for rusted knob set screws and other places. The results are like magic!

73s, Don Johnston



Selective Philmore Crystal Set

AUBURN - MAY 9, 1981

The Indiana Historical Radio Society and The Antique Wireless Association Spring Regional Meet will be held on May 9, 1981, at the Auburn-Cord-Dusenber Museum in Auburn, Indiana.

Plan now for the Old Equipment Contest!

Classifications are as follows:

1. Playing battery receivers, pre-1928
Sets must operate on display. Antenna and ground provided.
2. Playing AC receivers, pre-1940. Antenna, ground and 120VAC provided.
3. Non-Playing receivers with six or more tubes, AC or DC, commercial manufacture.
4. Non-Playing receivers with six or more tubes, AC or DC, homebrew.
5. Pre-World War I Wireless gear - Open transmitters, keys, receivers, crystals, loose couplers, detector boxes, slide tuners, etc.
6. Radio Publications
 - A. Pre-1926 catalogs.
 - B. Pre-1926 magazines.
7. Vacuum Tube display, transmitting and receiving:
 - A. DeForest
 - B. Western Electric
 - c. Arcturus

Register items for the Old Equipment Contest at 10 AM Saturday morning (5/9/81).

At 10:00 AM there will be an open sale of Donated Equipment for the I H R S Museum fund.

1:00PM Auction of personal items. A 10% donation is asked for the Museum fund. See the following page for a list of some of the equipment already gathered for the auction.


At 4:00 PM Contest judging will take place and a program of interest to all will be offered.

The Banquet and Old Equipment Contest Awards presentation will take place at 7:00 PM at the Lucky Steer Restaurant, two blocks west of the Starlight Motel. The program will be presented by Julian Stark entitled "20 Days In Exotic Red China".


Spring Meeting I H R S - A W A at Auburn.

The following is a partial listing of early electronic equipment available for the auction.

Atwater Kent Model 20 (three)
" " Model 20L
" " Model 35
Kennedy five tube portable
Crosley 5-38
Homebuilt 5
Philco Cathedral Model 20
FADA Neutroyne 5
Radiola VIII
King Quality 5
AC Dayton XL10
Crosley Jewel - Gem Boxes (three)
Crosley 3R3
Silvertone Oddball table model
Western Electric Amplifier No. 13A with tubes.
Transmitter tubes, early AC tubes new in cartons.
Variometers, Radiocraft Magazines
At least 12 Horn Speakers, 8 Cone Speakers.
Loop Antenna
And much miscellaneous already gathered with more to come.



Early Philmore Selective

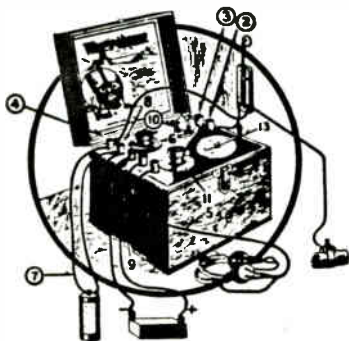


RADIO EQUIPMENT & SUPPLIES

A big 160 page catalog, originally issued in 1922 by the Robertson-Cataract Co. of Buffalo, New York. It is full of pictures of receivers, transmitters, tubes, vario-couplers, tuning inductances, headphones, and all the apparatus that radio people of that day needed to "bring in the stations" or to "get on the air". It's interesting, in the light of today's highly sophisticated electronics, to view the astounding changes that have occurred in the past 60 years.

This is a top-quality reprint of this large soft cover book. The contents include 30 pages of receivers, 74 pages of accessories for receivers, 30 pages on transmitting equipment, and 20 pages of useful basic "Radio Information & Data. A few of the manufacturers listed are Clapp Eastham, G.E., G.R., Signal, W.E., Tuska, Westinghouse, and Wireless Specialty Co.

Copies are available from The Vestal Press Ltd. Box 97, Vestal NY 13850 for \$12.50 + 75¢ shipping. (NY residents add sales tax.)



Antique Radio Books

*That DeForest's not classed with the boobies for he gave us the Audion tubes
Like Bell Labs' transistors
and Frank Sprague's resistors
they've brought science to all of us rubes.*



HOW TO REPAIR OLD-TIME RADIOS by Clayton Hallmark

Antique radios are becoming extremely collectible these days, and here's the book you need to get them back into working order. Handy for the beginner and expert alike.

K-27X \$7.96

RCA RADIOLAS, RADIOTRONS, AND ACCESSORIES

An interesting catalog showing RCA Radiola Models 30, Super VIII, 28, 26, 25, 20, III, III-A and Amplifier, Loudspeakers #104 and 102, Uni-Rectron Power Amplifier Unit, Loudspeakers 100 and UZ-1325, and Duo-Rectron "B" Battery Eliminator. Also a variety of Radiotron tubes, as well as AC packages Models UP-971 and UP-972. Interesting descriptions and prices from the mid 1920's!

K-16X \$3.50

A FLICK OF THE SWITCH 1930-1950

Here's your time trip through the great days of radio broadcasting and the dawn of television. Revisit the Lone Ranger, Phico "Cathedral" radios, old "Ham" days and many more. You'll revel in 321 pages of story, old ads, and over 1,000 pictures. Hard cover.

K-17X \$16.96

1927 RADIO ENCYCLOPEDIA

Own this authentic reproduction of Gernsback's classic. Browse through radio's heroes (who's Marconi?) and hardware (what's a coherent?) of the old days. 173 fascinating pages. This hard-cover version is a serialized limited edition, an ideal gift.

K-18X \$14.96



VINTAGE RADIO 1887-1929

You'll enjoy this fascinating pictorial story of pioneer days in wireless and radio. Relive the days of Marconi, old spark transmitters, and the struggles of early radio broadcasts. It's the radio collector's reference, with over 1,000 pictures on 263 pages. Hard cover.

K-10X \$10.96

STROMBERG NEUTRODYNE RECEIVERS

"Instructions for Installing and Operating No 1-A, 2-A, and No 2-B Neutrodyne Receivers, Sept 1924" 32 pages of interesting information on how to set-up, adjust, and regulate these important radios. 5 x 7 size, paperback.

K-14X \$3.96

MOST-OFTEN-NEEDED 1928-1938 DIAGRAMS

This reprint of Morris Seitzman's Supreme Publications book shows circuit diagrams for 600 radio models. Its 240 pages are valuable for historical circuit information, and are great aids in restoring those old sets. Made from Supreme's original artwork, it is clear and readable. Paperback.

K-20X \$7.96

SAGA OF THE VACUUM TUBE

This exciting book records the history of vacuum tubes. 494 richly-illustrated pages tell the story from pre-1880 thru early broadcast days of the 1920's. The tube reference book, and fascinating reading too.

Paperback K-21X \$ 8.96

Hard Cover K-22X \$18.96

CROSLY RADIO CATALOG circa 1923

Antique Radio buffs will really enjoy studying all the many pictures, descriptions, testimonials, and other neat stuff in this fine thick-paper reprint from the early days of radio. Read all about Crosley's Condensator Unit, Duo-Amplio Unit, the Hariko series, and all the rest. 32 pages.

K-25 \$4.96

RADIO ENTERS THE HOME

In 1922 the Radio Corporation of America jumped into the home radio market with a big splash in the form of this excellent 128-page 8 1/2 x 11-size book, now exceedingly rare in its original form. Jammed with pictures of happy home scenes as well as technical shots of apparatus dear to the hearts of antique radio collectors, it's a marvelous view of the beginnings of our electronic World three generations ago! A Vestal Press quality reprint, paperback.

K-26 \$12.50

RADIO EQUIPMENT AND SUPPLIES

A fine-quality reprint of a 168-page catalog of radio receivers, receiving accessories, transmitting equipment, and general information about the newly-emerging field of radio way back in 1922! Any antique-radio-buff will go wild with this publication. 8 1/2 x 11 size, heavy stock paper, masterfully illustrated.

K-28 \$12.96



Add \$1.50 for Shipping & Handling.

THE VESTAL PRESS

320 N. Jensen Road
P.O. Box 97

Vestal, New York 13850 U.S.A.

New York State Residents
Must Add 7% Sales Tax

★ ★ RADIOADS ★ ★

- SELL OR TRADE** Crosely RFL 60, engraved front, chassis incomplete, with small drum speaker 9" dia. 11" high and 5" deep. Can bring to the Indy Meet. Dell Barrett, 1517 Pacific Dr., Ft. Wayne, IN 46819
- WANTED** Philco chassis and speaker, model 18 & 118, for a cathedral type radio. Jce Beach, 6515 Sunset, Garden City, Mich. 48135 (313)261-7965
- SELL AND TRADE** Radio and wind up phono items for sale. Send SASE for list. Also, would like to trade for Grebe amp such as RORK, and need Grebe tube socket (brown as in CR-9). Walt Sanders, 15 Todd Pl, Terre Haute, IN 47803
- SELL** "RPM" and "Hart & Hegeman" variometers, good condition, \$7.50 each; AK model E3 speaker, decent and working, \$25.00; good used tubes, 6ea-5Z3, 80 & 83 plus metal tubes; 6ea- 6L7, 6K7, 6J7, 6C5; 2ea- 6AC7, 6SC7, 6N7, 6F6, 6SK7, 5Z4 & 1ea- 6H6, 6F5, 6SF5, 6Q7, 1622, 6SQ7, 12SA7, 6SH7, 6SB7Y, 6R7, and 6A8. All 75cents each. \$3.00 minimum, add postage. Geo. Hauske, 1922 E. Indiana, St. Wheaton, IL 60187
- WANTED** "How To Build and Operate Short Wave Receivers", by Short Wave Craft magazine; "A Popular Guide to Radio", by Dashiell; "Sylvania Set Tested Radio Tubes Tech. Manual", 1934 addition. F. V. Kohl, 7116 Capitol View Dr., McLean, VA 22101
- SELL** Twenty year collection of Novelty Radios - 116 total - with shelves. Call (219)931-8762. Want chassis only of Crosely Super Buddy Boy model 84. Hardin W. McCauley, 8471 Patterson, Saint John, IN 46373

NEWS NOTES

* * * PHILMORE * * *

The Philmore Crystal Sets pictured throughout this Bulletin are from the collection of Ed Taylor.

* * * * *

Recommended reading - "A Historical Look At Television" by Kathy Goforth, Radio - Electronics, June, 1980. Also, "Who Really Invented Radio?" by Larry Kahaner, 73 Magazine, December, 1980.

* * * * *

I H R S **annual** dues remain \$6.00 per year. Send your check to our treasurer Marshall Howenstein.

* * * COVER * * *

The Bulletin cover picture of two gentlemen operating a Radiola V is from the book "Magic Dials", by Lowell Thomas.

* * A R C I * *

The Antique Radio Club of Illinois held it's first Annual Maating on October 26th, 1980 in Mt. Prospect, Illinois. Contact Joe Willis, 525 Oakdale Ave., Chicago, IL 60657 for club information.

* * * RADIO DISPLAY * * *

IHRS member, Johnnie Anderson, has placed a portion of his radio collection in the newly refirbished JOHNSON COUNTY HISTORICAL MUSEUM at Franklin, Indiana.

If you are in the vicinity of Franklin you will want to stop in at 150 W. Madison St. and see Johnnies sets and other historical exhibits.

The museum is open on Thursday from 2-4 PM and 7-9 PM or make an appointment with curator Rachael Henry, (317) 535-8604.

9YB operators

"I was looking over some of my old Purdue photographs recently, and found one I thought might be of historical interest. It shows the operators of Purdue radio station, 9YB, the predecessor of station WBAA.

Back row: Marcus L. Potter '25, Walter G. Modlin '23, Horace T. Budenbom '22, Noah C. Percy '22. Center row: Fred R. Finehout '22, Prof. R. V. Achatz, Jerry E. Raffensperger '25, F. Hoke Willis '25. Front row: J. Ross Parnin '22, Clinton R. Hanna '22, Homer G. Jordan '23.

At that time the station was in the basement of the old electrical building, and consisted of a 2 KW. spark transmitter with a rotary spark gap. In operation it could be heard for blocks. We conversed with radio amateurs up to 1000 miles away. Vacuum tubes were just coming into




general use. We also had a low power telephone transmitter, and, at times, played phonograph records, which could be heard in the Lafayette area by those fortunate enough to have a crystal detector and a pair of head phones. Both transmitters were designed and constructed by the operators. At that time the only commercial broadcasting station was KDKA in East Pittsburgh, "The Pioneer Broadcasting Station in the World". We listened to it when atmospheric conditions permitted."

—Noah C. Percy (EE22)
Gainesville, FL

The above article was reprinted with the permission of the Purdue Alumnus and Mr. Noah C. Percy.

In a recent letter from Mr. Percy he noted that his interest in amateur radio began while attending Jefferson High School (Indiana) during 1911-1915. He said that his first detector was the electrolytic type using nitric acid in a carbon cup with a fine platinum wire. Later silicon and galena were used with a cat whisker, and there was always a problem find a sensitive spot. At that time amateurs operated in the 200 meter band. Following graduation from Purdue Mr. Percy worked with Westinghouse where he was engaged in vacuum tube research. Mr. Percy was one of the first radio announcers on Station KDKA, "The Pioneer Broadcasting Station of the World" from 1922 to 1924.




* * EDISONIAN COLLECTORS * *

Now available is a Thomas Edison decantor filled with spirits. The porcelain-bisque bottle is beautifully detailed and painted in authentic colors.

Edison is shown in a black suit and bow tie with a white lab coat and holding his "new" incandescent lamp in one hand and the ever present cigar in the other. He is leaning on a lab bench with assorted apparatus.

Check your local outlet or McCormick Distilling Co. Rt.2, weston, MO. 64098.



Philmore Crystal Set



P
H
I
L
M
O
R
E



Indiana Historical Radio Society

BULLETIN

Vol. 9

September 1980

No. 3



Varnon

The "S.O.S"



OFFICERS

- President Don Johnston
Route #1, Box 218-A, Windfall IN 46076
- Vice President Frank Heathcote
1235 N 3rd Street, Logansport, IN 46947
- Secretary Ron Thomas
933 N Audubon Rd, Indianapolis, IN 46219
- Treasurer Marshall Howenstein
2741 North Salisbury, West Lafayette, IN 47906
- Editor Fred Prohl
7257 Murphy Dr, Indianapolis, IN 46256
- Historian Ed Taylor
245 N Oakland Ave, Indianapolis, IN 46201

FOR INFORMATION WRITE TO:

- Vice President - For legal matters of the I H R S.
- Secretary - For general correspondence and membership applications.
- Treasurer - For membership payments and address changes. (1980 I H R S membership dues are \$6.00.)
- Historian - For history of the I H R S and for donations of material for the Society Scrapbook.

Please use a Self Addressed Stamped Envelope when corresponding.

Reproduction of this Bulletin or its contents is prohibited unless authorized by the Indiana Historical Radio Society.

I H R S MEETING NOTICE - 1981


Indianapolis - February, 1981

Auburn - - - - April, 1981

Interested in hosting an I H R S meeting in 1981? If so, contact the Societies President, Don Johnston, so the dates can be established. The I H R S regularly schedules four meetings a year. The summer and fall times are still open. Many members would enjoy a fifth meeting late in the year. Give it some thought and let Don know what you would like to do.

A suggestion was made at the Terre Haute meeting that informal regional gatherings would interest many members. Sounds like a good idea! If you gather a group together, let the Editor know the results of the meeting for News Notes.

Great Moments in Communication



IT IS MARCH 25, 1954 and in Blomington, Indiana workers at the RCA plant check out the first commercial RCA color television receivers to come off the production line.

FROM THE PRESIDENT

I am sure that most of us, at one time or another, have been contacted by the widow of a Ham or a Collector, about disposing of her late husband's gear. This usually presents a tremendous task on her part. She is over-whelmed by the mass of material about which she knows very little. Generally the widow realizes the collection is valuable but is at a loss as to how to dispose of it to realize something of its value. In some cases, however, she has paid little attention to her husband's hobby over the years, and in frustration might even have it hauled to the dump. This has happened! At any rate, she needs qualified help to obtain a fair price for the material.

Some of the better organized members keep an up-to-date list of their material and update it periodically as to value. I'm not one of those fellows. If you are like me, just the thought of listing all of my collection of sets, speakers, tubes, manuals, magazines and assorted junk makes me weary.

So -- to save the wife the frustration if we should become "Silent Keys" -- what should we do? We can't take the stuff with us. (I'm still trying to figure out a way.)

I think that most of us prefer that our collection end up with others like ourselves, rather than someone who wants to turn it for a fast buck. I like the system the Early American Industries Association uses. This is a large organization of antique tool collectors with meetings, lectures, swap meets, and in many ways like our organization, with similar goals.

The Early American Industries Association has originated a desirable way to help dispose of a tool collection for the survivors, or for someone just selling out.

With the help of relatives, friends and fellow collectors the tools are transported to a suitable building, the members are notified of the sale, and only members are qualified to buy.

The less desirable material is displayed on tables with a price per item and a limit of articles that may be purchased. Volunteer cashiers stand at each table to accept the money. The sale is started at a specified time with no sales permitted before. After a period of time the sale is halted and prices are cut at each table; then the sale is resumed. This is repeated until all the "Flea Market" items are sold that same day.

The most desirable material is displayed for examination and consideration during the day of the sale and the auction is held that same evening.

Almost without exception, the survivors are pleasantly surprised at the monetary return. They customarily contribute 10% of the sum realized to the club's treasury. Since only members are permitted to participate, the tools are kept in the organization.

I have asked my wife to handle my collection in this manner, if necessary, assuming I can't take it with me. And you know something? I'm going to hate to miss that sale. It's going to be a dandy!

Let me know how you like the idea. If you do, we'll discuss it at our next meeting.


Don K. Johnston

Build the Set That
Holds 4 World's Records



HAVE YOU READ?

by Ed Taylor



"REMEMBER THE
GOLDEN
DAYS OF RADIO"

Narrated by Jack Benny
Longines Symphonette Society
GDR1-C

This month we have a review of a recording instead of a book.

We all took radio broadcasting pretty much for granted. Once the novelty of the crystal set had passed, radio moved out of its infancy and became such a comfortable and accepted part of our lives! We hardly gave a thought to that little carved wooden steeple on the end table as a harbinger of the space-age electronics to come. We listened, from morning till night, and devoured each word, each note of song. We lost ourselves in adventures, both real and imaginary, that were the radio's daily offering, but we were unaware of the fantastic growth of the medium that was flourishing in our living rooms and kitchens.

The yellow dial cast a sleepy glow as housewives dusted their furniture and wiped away a tear for HELEN TRENT. Heat emanated from the mahogany console as the whole family took a tour of ALLEN'S ALLEY. The household radio withstood regular eruptions from FIBBER MCGEE'S closet, and the explosive laughter induced by BOB HOPE, GEORGE BURNS & GRACIE ALLEN. We loved it, but we never dreamed how much we would miss it when it was gone.

Radio has grown up rather nicely... and a lot of exciting things happen on television. But oh, to settle down in an overstuffed chair, or stretch out on the rug (the way you did when you were a kid) close to the tweedy-faced speaker of the console and listen to LUM & ABNER ... liberally spiced with RINSO, LAVA, PEPSI-COLA and other memorable commercials.

Well, now you can. You might even be able to give your children some idea of what it was like to be young in the days before the 21-inch screen. It is a nice nostalgia trip.



I H R S NEWS NOTES

WOWO TO THE RESCUE

Bob Maxwell of Maxwell Radio Company in Ft. Wayne, Indiana, was contacted by one of our I H R S members to try and locate a Mrs. Maxwell who had been a secretary to the Dean of the DePauw Music School fifty years ago. Since Bob was not a relative of hers and did not know her, he called upon "Bob" Sievers of station W O W O in Ft. Wayne to try to locate her.

Sievers has MC'd an early morning show on W O W O for many years, so he asked for information about her on the show. Maxwell received a call from Mrs. Maxwell and her address and other information was relayed to the inquirer. Thus an old friend was found via radio.

MISSION ACCOMPLISHED!

* * * * *

TIPPECANOE COUNTY 4H FAIR

Marshall Howenstein reports that he entered a Philco Electric Cathedral model (70) in the 50th anniversary 4H fair at Lafayette and won a second place ribbon. The radio is in near mint condition and it played during the show. This radio was very popular during the depression years and the golden years of radio.

* * * * *

Ed Taylor recently picked up an Aeriola Jr Crystal Set.

Fred Prohl traded for a nice set of Perryman tube display ads.

! Bob Shuck pulled a DeFOREST INTERPANEL !
! out from under the straw in an old !
! barn! ! ! ! ! ! ! ! ! ! !

Jerry Hueber found an AK10C at a local flea market and an AK9 (model 4445) at a farm sale.

* * * * *


A RADIO LOVE TAP

An uninitiated radio bug was winding an inductance coil when a more experienced friend dropped in.


"What are yu' hittin' the coil for?" asked the more experienced person.

"I dunno, seemed kinda funny to me too, but the directions said that if you want sharp tuning you should tap the coil every third turn."

INDIANA HISTORICAL RADIO - - THE DIAMOND T



The AC radio pictured was manufactured by the Diamond T Company in South Bend, Indiana. This set was more than likely the companies first attempt at marketing an AC set. It is assembled in a cabinet designed for a Diamond T battery set with a built in horn. The horn is replaced with a transformer and a Sonatron recitifier.



This Indiana made T R F receiver uses six blue tipped Arcturus tubes. (Three 26's and three 28's.)


The two dialer has three stages of tuned RF amplification, a detector stage and two for audio amplification.

INDIANA HISTORICAL RADIO
(continued)

THE DIAMOND T



An Arcturus 28. A 15VAC filament four pin triode.



Do you have a Diamond T?
Are you familiar with this
South Bend Radio Manufacturer?
If so, send in your information
for future publication.

RADIO RHYMES



AND NOW THAT SHE'S HOOKED UP, I'LL SHOW YOU HOW TO TUNE THIS RADIO.



I REALLY DON'T SEE WHAT YOU MEAN -- FOR HERE I'VE BOUGHT A NEW MACHINE --



THAT HASN'T EVEN PLAYED A NOTE NOR MADE THE FANTEST SOUND, REMOTE!



SO TELL ME -- MISTER -- WHY AND HOW IT NEEDS THE SLIGHTEST TUNING NOW?

★ ★ RADIOADS ★ ★

WANTED: Radio Boys book - Darkest Africa and Border Patrol by Breckenridge. G. B. Schneider, 6848 Commonwealth Blvd., Parma Hgts., Ohio 44130

WANTED: One Radio manual publication, Rider No. One, also one Gernsback No. One, also need two 6V3 tubes and one book - Radio Up To The Minute, by Nilson and Erwine. Hugo Castelli, 1406 E 5th Ave., Joliet, IL 60433

WANTED: AK type 11 tuner panel and other early AK Breadboard parts. Will pay cash or trade WD 11's (new black based), WD 12's (black based), UV 202's (new) and Sodian S-13 (new). Jerry Hueber, 6316 Winnebago Ct., Ft. Wayne, IN 46815

WANTED: I would like to buy a Philco table cathedral model 37-60 or 37-61 in repairable condition. L. W. Rodenbeck, 245 E. Washington St., Mooresville, IN 46158

WANTED: Magnavox equipment, especially R1 and R2 horns, and R3 model A horn, and any amps, ear tubes, mikes etc. Also any Magnavox literature. Walt Sanders, 15 Todd Place, Terre Haute, IN 47803 (PS - looking for R4 Magnavox horns also)

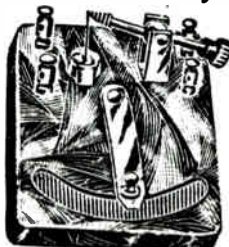
FOR SALE: Chromed Scott, Aeriola Sr; Westinghouse RC, Pup, Crosley 52, other sets, books, catalogues, magazines, miscellaneous. (Disregard "Reserve on summer list. Most items still for sale!") Prices reduced to sell! Large S.A.S.E. with Two Stamps. The Ammon's, 2306 Covert, Evansville, IN 47714

★ ★ ★ ★ ★ ★ ★

Radioads are FREE to all I H R S members. Radioads and information for the December Bulletin should be submitted for printing by December 5, 1980.

★ ★ ★ ★ ★ ★ ★

Little Wonder Crystal Radio Receiver \$1



Say what you will about Electrical and Battery Sets, a CRYSTAL set has them all beat for simplicity and clearness of tone. There is absolutely no noise and no distortion—no batteries to buy—no tubes to wear out—no maintenance expense whatsoever. Cost nothing to operate and will last indefinitely. Reception is loud and clear. This Receiver is guaranteed to work equal to the most expensive Crystal Set you can buy. Has a receiving radius of over 25 miles, or under favorable conditions up to 100 miles. Constructed of the finest materials throughout, including super-sensitive crystal, assured quick results. PRICE of Receiver only \$1.00 postpaid. Or complete with Ear Phone and Aerial Kit—everything all complete—nothing more to buy. \$2.95 postpaid.

★ ★ RADIOADS ★ ★

WANTED: Service literature on McMurdo Silver Signal Generator, model 906; Vomax, model 900; Sparx Signal Tracer. R. Hanselman, 805 S. Indiana Ave., Auburn, IN 46706.

FOUND: At a recent I H R S meeting- one University Speaker tag. Send S A S E to Fred Prohl, 7257 Murphy Drive, Indianapolis IN 45256

FOR SALE: Radiola RC, AK 84, Sparton Flat Top, Howe Crystal Set and several other sets and parts. Send SASE for list 80-2. David McKenzie, 170 West 53rd Street, Hialeah, Florida 33012

IT IS, AT THAT!

"Pa, what is meant by three stages of amplification?"

"Oh, that's when your mother and two of her neighbors get together."

NOTE: S A S E means SELF ADDRESSED STAMPED ENVELOPE

* * * * *

Planning on submitting an article for the Bulletin? Having the article arrive typed and ready for printing is a great help to the Editor. Enclosed with this issue of the Bulletin is a guide for space usage on one page of the Bulletin. This space is the same for pictures, drawings as well as typed lettering.



WOC--TRESKO

Licensed Armstrong U. S. Patent
No. 1113149

Two things that made Davenport famous. A complete 2000 mile Armstrong regenerative tuner for \$25.00. Use it with any make bulb W.D. 11 or 12, or dry battery operation as well as storage battery. Portable set to use at camp or in your machine. Complete with bulb, batteries and phones, etc., \$37.50. Circulars free. This set received the Chicago American Regional Prize of \$350.00.

TRESKO

Tri City Radio Elec. Supply Co.
Box 148 Davenport, Iowa



I H R S MEETS AT LOGANSPORT

Indiana Historical Radio Society members, families and friends enjoyed a pleasant day at Riverside Park in Logansport on July 12, 1980.

The days activities included Swap and Sell, a pitch in lunch and an everyone vote favorite radio contest.

The contest winners were:

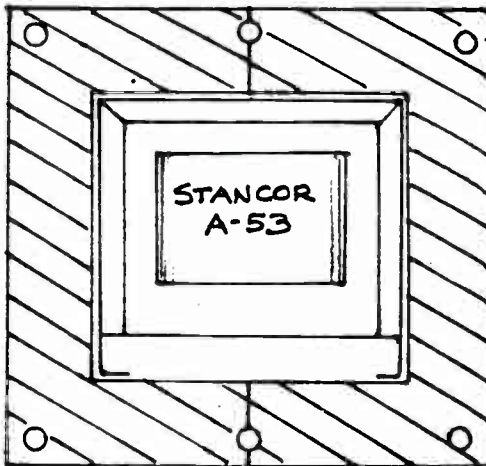
- Four tube battery sets
Jerry Heuber "King Cole"
- R C A radios to 1940
The Clemans "Radiola II"
- Unusual and disguised radios
Weva Smith "Coke Bottle Radio"



Restoring Antique Radio Receivers

REPAIR THOSE CROSLLEY AUDIOS

Crosley audios can be repaired by cutting out center steel in the original core. Bend the mounting feet of a Stancor A53 audio and fit it inside the original core. A Stancor A 53 can be purchased at most electronic distributors.



MODIFY
EXISTING
CORE

Solder leads to existing terminals. Be sure and record which terminal goes where before dismantling. Since the bulk of the new transformer is smaller than the original, a 1/16" cardboard spacer should be placed under the terminal blocks to assure it will remain firmly in place. It would be wise to use epoxy to hold the spacer to the shell before tightening the bolts in the transformer. The repaired transformer will look, feel, and work like an original.

George Hausske

FROM THE EDITOR

Take heart - they are still out there!

A Crosley Pup was one of those neat little radios I had crossed off my list as a possible addition to my collection. They just were not around anymore and the price for one, when available, was way beyond my means. But it happened - on one of those many fruitless lunch time trips to a neighborhood moving sale - there was a tubeless "Pup". In good condition and at a reasonable price. I now have a Crosely Pup for my shelf.

The reward goes further than just having the radio; there is much pleasure in hunting it out and obtaining it without taking food from next weeks supper table. As I look back over the development of my collection, the radio items that I take the most pride in are those that I had to search out of barns, attics and basements. Most experienced collectors will agree that one of their greatest rewards in collecting is "finding" a radio after much searching in many strange and foreign places. Another reward is getting the radio with out having to pay the middle man. It's a lesson that I frequently have to relearn and the new collector will soon discover this also -

- Building a collection of old radios takes time and patience. Having a lot of bucks is not necessarily a requisite for collecting old radios. Perseverience in the search is. Prices are a problem, and those of us who have been collecting for a while have helped to create the problem by at times buying as though we would never again get the chance to add to the collection. A bit more patience and perseverience on all our parts may go a long way in discouraging the fast buck artist and keeping prices down.

So keep up the search! What you've been looking for is just around the next corner.

~~CROSLEY~~
RADIO APPARATUS
Better
Costs-Less
Making distance
records everywhere

I H R S MEETS AT TERRE HAUTE

The Indiana Historical Radio Society held it's Fall meeting at the Rose Hulman Institute of Technology on September 6, 1980.

The days activities included the annual election of officers, a parking lot swap meet (lots of nice stuff), and a very informative talk on Magnavox Radio by Walt Sanders.

The 1981 I H R S officers are:

President	Don Johnston
Vice President	Bob Shuck
Treasurer	Marshall Howenstein
Secretary	Ron Thomas
Editor	Fred Prohl
Historian	Ed Taylor

