


Indiana Historical Radio Society

BULLETIN

Vol. 8

June 1979

No. 2





OFFICERS

- President Walt Sanders
 15 Todd Pl., Terre Haute, IN 47803
- Vice President Frank Heathcote
 1235 N 3rd Street, Logansport, IN 46947
- Secretary Eric Sanders
 808H Schoen Court, Carmel, IN 46032
- Treasurer Harry Martin
 PO Box 415, New Palestine, IN 46163
- Editor Fred C. Prohl
 7257 Murphy Drive, Indianapolis, IN 46256
- Historian Ed Taylor
 245 N Oakland Ave., Indianapolis, IN 46201

FOR INFORMATION WRITE TO:

- Vice President - For legal matters of the I H R S.
- Secretary - For general correspondence and membership applications.
- Treasurer - For membership payments and address changes.
- Historian - For history of the I H R S and for donations of material for the Society Scrapbook.

Please use a Self Addressed Stamped Envelope when corresponding.

Reproduction of this Bulletin or its contents is prohibited unless authorized by the Indiana Historical Radio Society.

I H R S 1979 MEETING SCHEDULE

JULY 14, 1979 - Logansport, Indiana, Riverside Park Pavilion. Located on the south bank of the Eel River - between 11th and 15th streets. Three blocks north of US24 (East Broadway).

TIME - 9:00AM to 5:00PM

EVENTS - Antique Radio Contests

Classes: Indiana made Radios to 1940.

Unusual and disguised Radios.

Crosley Radios to 1940.

(Classes are broad to invite maximum participation),

Judging by ballots - Everyone voting.

Prizes and ribbons will be awarded!

Swap and Sell from your car trunk.

Everyone is asked to bring a carry in dish.

Charcoal grills and lots of picnic tables are available.

SEPTEMBER 15, 1979 - Valpo Tech, Valparasio, Indiana.

3 Tubes DO THE WORK OF 6



In the
CROSLY Trirdyn

Since the inception of radio, the results obtained with Armstrong Regenerative Receivers have been the goal of comparison for all others. Trick circuits have been designed to get around the Armstrong Patent, hoping to obtain results "just as good." This has resulted in the use of more tubes, necessary without, but unnecessary with regeneration.

The Crosley Trirdyn, because it employs Armstrong Regeneration and tuned radio frequency amplification, needs only three tubes. The results obtained in selectivity, volume, ease of tuning and logging cannot be excelled.

Before You Buy Compare **CROSLY** **Radio** **Your choice will be A Crosley**

Better-Costs Less


For Sale by Good Dealers Everywhere
Crosley Regenerative Receivers are Licensed under Armstrong U.S. Patent 1, 113,140

WRITE FOR COMPLETE CATALOG

The Crosley Radio Corporation
118 Sasafraas St., Powell Crosley, Jr., President, Cincinnati, Ohio
Crosley Owns and Operates Broadcasting Station

HAVE YOU READ ?

by Ed Taylor



"RADIO" by John R. Irwin
1922/23

This is a complete, concise, practical radio course written by Lieutenant Irwin with clear photographs of early spark transmitters and Marconi receivers. Following a short history of the early days of radio (pre 1922), are portions composed of questions and answers explaining every conceivable radio problem. There is a definite description of each piece of 1922 apparatus with instructions on installation.

The appendices lists 213 early books and articles (excellent references) on all aspects of radio. Included in this book is a 25 page article "Radio Of Today & Tomorrow" by David Sarnoff.

Many copies of this book were printed and it is not difficult to find.



INDIANA HISTORICAL RADIO

COLIN B. KENNEDY "CORONET" MODEL 42

Few Hoosier radio collectors realize that one of the pioneer radio manufacturers, the Colin B. Kennedy Company, spent its last years existence in South Bend, Indiana. They started manufacturing wireless sets with the "Short Wave Receiver" in San Francisco during 1919. The famous Kennedy models 110 and 220 receivers, gems in any collection, were made in San Francisco. Moving to St. Louis in the early mid 20's, Kennedy manufactured quality radios living up to their slogan, "The Royalty of Radio".

Kennedy's first A.C. operated sets were manufactured in South Bend in 1927. The company grew with the prosperous times and was held in high regard by consumers.

When the Ufonic Radio Co. of Hollywood, California began making their midget Echophone receiver late in 1928, it didn't take long before these little sets caught the consumers eye. Soon there were a number of small operations turning out midget sets and the larger companies who had previously put down the smaller sets as poor performers were introducing their own.-- U. S. Radio & TV's "Glory Tone"; Crosley's "Buddy Boy" and "Wigit"; General Motors "Little General"; Zeneth's "Zenette"; and the most famous, Philco's "Baby Grand".

Kennedy introduced their "Coronet" midget set in the November 1930 issue of Radio Retailing Magazine. The "Coronet" is a six tube T R F receiver using four type 24 tubes in the radio frequency and detector stages, a type 45 in the audio and a type 80 rectifier.

KENNEDY

A STUDEBAKER FAMILY PRODUCT



The Royalty of Radio

Since 1911

the Kennedy "Coronet" (continued)

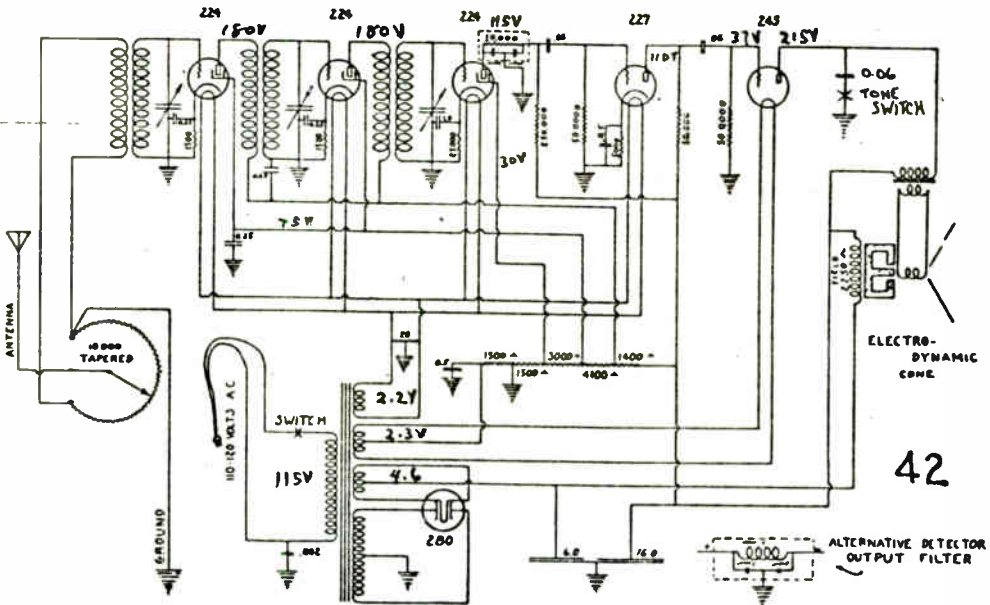

Improvements were made and the Kennedy model 42 "Coronet" was introduced using three type 24's, one less R F stage, a type 27 and a type 45 tube for two A F stages entirely resistance coupled giving a cost savings over transformer coupling and a slight weight reduction. The chassis is made of a thick rust proofed plated steel. The tuner entirely shielded as are the R F and detector tubes. A 8 $\frac{1}{2}$ inch electrodynamic speaker of Utah, Jensen, or Magnavox manufacture is used.

The Colin B. Kennedy Company lasted only till the 1933/34 season. Like many other companies they were a victim of the depression. The Kennedy name was well known enough to be used by the Goldblatts Department store on radios marketed by them.

Frank Heathcote



The KENNEDY Coronet



1979

The Indiana Historical Radio Society - Antique Wireless Association joint meeting at The A C D Museum in Auburn, Indiana has been reported as very successful in all activities. Program Chairman Del Barrett reports that the days attendance of collectors and visitors was well over one hundred. Del thanks all those who worked hard with the contest, auctions, visitor registration and program activities, making the meeting successful.

"Skip" Marketti and his museum staff were very helpful and a big thank you to them.

Contest Chairman Ed Taylor reported the following results of the Old Equipment Contest:

MILITARY RADIO (WWII) - 1st Edna Clemens

A C CATHEDRAL RECEIVERS-1st&2nd Frank Heathcote
CRYSTAL SETS

Homemade - - - - 1st Walt Sanders
2nd Ken Balkman

Commercial (b) - 1st Stan Johnson
2nd Lionel Haid

Commercial (c) - 1st&2nd Don Johnston

HORN SPEAKERS - - - - 1st Gary Schneider
2nd Bill Wiley

CONE SPEAKERS - - - - 1st Robert Avey




RADIO ADVERTISING - - - 1st Stan Johnson
2nd George & Edna Clemons

RECEIVERS 4 TUBES OR LESS - 1st Ron Scranton
2nd Bill Smith

Contest judges were Al Jochem, Eric Sanders and Ralph Barnett.

(Included on this page and the following are pictures of the contest items and auction.)





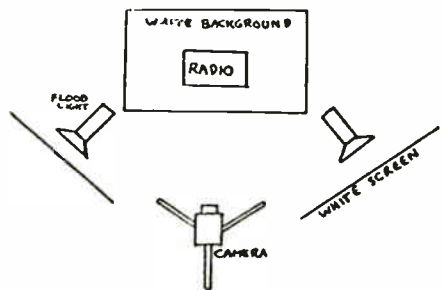
A FEW TIPS ON RADIO PHOTOGRAPHY

Alan Douglas

I don't claim to be an expert, but am fortunate to have among my friends several professional photographers, who have patiently pointed out my errors as I have learned. Now to get right down to business, here it is, the inevitable HORRIBLE EXAMPLE. Compare these two photos:




- A. Picture taken too close and too high; distorted perspective.
- B. Too little depth-of-field; bottom of panel out of focus.
- C. Panel reflects part of paper foreground and tripod; lid reflects white background.
- D. One direct floodlight, 45° off axis.



Here is the set up for the second (good) photo. The two lights are aimed backward at white sheets hung from the ceiling for diffuse light. No, the subject is not a radio, but a Radio Disease Killer quack medical machine of 1926.

11

- A. Shot with a medium telephoto lens from seven feet away.
- B. Lens stopped down to f16.
- C. Two diffuse lights, 45° off axis.
- D. Paper adjusted for uniform reflections in the panel (but some panels will look better black). Black cloth hung above set to kill lid reflections.



(Radio photography continues)

More Tips: If your focus is perfect, you didn't move the camera during exposure, and you still can't read the dials in the photo, you are up against the limitations of your lens or film. If you were using Plus-X film, try Panatomic-X. Try a lens with better resolution or lower flare level (borrow a friend's Nikon or whatever). Use your lens at its point of maximum resolution -- usually one or two stops down from its maximum aperture. Keep light sources, reflections, and large white areas out of the lens' field of view. Or get a larger format camera. For what it's worth, I use a Bronica S2A ($2\frac{1}{4}$ " square format) and Plus-X developed in D-76.

If you're shooting a black panel with black knobs and a dark cabinet, you can increase the tonal separation between the shades of black by overexposing about two stops. Light areas of course will go completely white, but this usually won't matter.

For long exposures at low light levels, you must correct for 'reciprocity'. (Briefly, this means that a certain exposure time at a certain light level is not the same as ten times that exposure at one-tenth of the light). If your light meter says one second, use 2; if 5, use 20; if 10, use 50 seconds, and so on.

The proper exposure is best determined by a light meter reading from a Kodak gray card, 18% reflectance. Alternatively, you can meter from a white area (90% reflectance) and divide by 5.

A black panel will not necessarily photograph as black -- it depends on what it is reflecting. It often looks better if it reflects a white area and comes out gray, as in the 'good' example.

★ ★ RADIOADS ★ ★

WANTED: Basic Radio Repair Course - covering battery crystal or A C sets from early 1900's to 1940. Want to buy any old tube radio kits. SELL some WWII tubes found in attic - 393A - 42A - 708A - 8020 etc.
Ron Ricciardi, 1312 S. Forest, Ann Arbor, Mich. 48104

WANTED: Two good or two display WD11 tubes and two good UV99 tubes. Tom Rainford, 536 Concord Place, Schererville, IN 46375

FOR SALE: Approx. 80 hard cover books, subject - radio (oscilloscopes, antennas, transistors) electronic handbooks, television servicing, mathematics, trigonometry, etc. (1945 - 1978). Send SASE for listing of books and schematics. Also sell Candler Codemaster with 20 tapes and a supply of old misc. radio knobs. Mrs. Ray Paris, 75 Edison Ct., Coldwater, MI 49036 (517-278-8555)

WANTED: Socket for Western Electric 205-D tube. Rick- enbacher "Electro" musical instrument amplifiers (1931-1942). Speaker for A-K 20. FOR SALE: Radiola 20 chassis and face plate only, cabinet missing. Tracy Sands, 1520 W. Juno St. #C Anaheim, CA. 92802

SELL OR TRADE: Send large SASE for list 79-1 showing the radios, parts and literature I have for sale or trade. David McKenzie, 170 West 53rd Street, Hialeah, Florida 33012

WANTED: Tapped coil assembly for a Crosley 50, 51 or 52. Also any information such as schematic etc. for a "Henry-Lyford" battery set, using 5 01A's, 2 dials (Ant & Det) with one 3 circuit coil and one 2 circuit coil. Peter Yanczer, 835 Bricken Pl., St. Louis, MO 63122

RADIOADS continue on the next page.

★ ★ RADIOADS ★ ★

FOR SALE OR TRADE: Telsa Coil with power transformer, condenser bank and spark gap. Also collection of keys, sounders and relays. Stan Johnson, 3321 Eastbrook Dr., Fort Wayne, IN 46805

WANTED: Parts for Grebe RORK 2 step amp. I have the cabinet. E. A. Smith, 2706 Cub Hill Rd., Baltimore, Md. 21234

WANTED: Philco models 20-B, 70-B, 90-B cathedral sets. Do not have to be working or complete, but should be restorable. Describe and price please. C.A. Michalowski, 1037 W 187 St., Homewood, ILL 60430

FOR SALE: DeForest Audiotron two filament tube and fiber encasement to make it usable in a tube socket. Glass encasement is slightly damaged. Make an offer. Chester F. Petersen, 3560 Vivian Circle, Palm Springs, CA 92262

WANTED: Crystal sets and small battery operated receivers of the 1920's. Need not be complete nor in working condition. David McKenzie KOSVJ, 170 West 53rd St., Hialeah, Florida 33012

WANTED: Manual copy or schematic and plug-in coils for National FB-7 receiver. Paul Gregg, 725 College Way, Carmel, IN 46032 (317-846-3094)

RADIOADS continue on the
next page.



\$6.60

STEINITE CRYSTAL SET

Longer Range—Loud and Clear

Tune in all the local stations loud and clear, requires no tubes or batteries, costs nothing to operate and will bring you untold hours of joy and happiness listening to good music, lectures, plays, etc.

Ask Your Dealer For Demonstration

If your dealer cannot supply you, send remittance direct to us and we will send the set postpaid.

STEINITE LABORATORIES

814 South Olive Street, Los Angeles

Phone TUCKER 7262

★ ★ RADIOADS ★ ★

WANTED: Need set of twelve coils A through F 12. twelve in all, two A two B and so on for a National 1-10A, one to eleven meters. Hardin W. McCauley, 8471 Patterson, Saint John, IN 46373 (WB9NVE)

TRADE: Have Howe Crystal set and SW-3 w/5 sets of coils for trade on early Tuska of Amred sets. G. Hauske, 1922 East Indiana St., Wheaton, Ill. 60187

WANTED: Small Edison or other cylinder phonograph. Have material to trade or buy outright. Del Barrett, 1517 Pacific Dr., Ft. Wayne, IN 46819 (219)747-5655

RADIOADS are F R E E to all I H R S members. Radioads and information for the September Bulletin should be submitted for printing by September 15, 1979.

At the last Indiana Historical Radio Society business meeting, the membership approved the motion to grant Rights of Reciprocity to other Vintage Radio Organizations. The purpose of the agreement is to improve communications between organizations and to promote exchange of ideas. With this agreement, the I H R S will exchange bulletins with the requesting organization and grant the right to reproduce articles that are not labeled 'Not For Reproduction'.

If your organization is interested in establishing rights of reciprocity, contact the I H R S President, Walt Sanders. These agreements will include the September, 1979 I H R S Bulletin and those that follow.



**METER TESTED
RADIO CRYSTALS D**

Full, clear recertification insured by newly developed visible laboratory meter-testing. Perfect for reflex. Price 60c at your dealer or direct.


The Newman-Stern Co.

1750 East 12th Street Cleveland, Ohio



The KENNEDY Coronet

List Price
\$69⁵⁰
Complete



HERE is a miniature set that will operate in any locality where larger receivers will operate. The Kennedy Coronet is exceptionally sensitive and even in cities with a number of powerful broadcasting stations, it will pick up the station quickly and clearly without overlapping. It is equipped with a *Select-tone Control* to tone reception to suit the individual preference.

Encased in a beautiful cabinet of butt walnut, the Kennedy Coronet has a strong "eye appeal" and its selectivity, power and tone quality will win the instant admiration of any of your customers desiring a miniature set.

Your request for information will be answered promptly and in detail.

SPECIFICATIONS

Height, 17 inches. Base width, 16½ inches. Depth, 10 inches. Weight (less shipping case) 31 pounds. Tubes, four No. 224 screen grid; one No. 245; one No. 280. Full size transformer. Electro-dynamic speaker. *Select-tone Control*.

Send coupon today for complete information about the Kennedy Co-operative plan.

KENNEDY

A STUDEBAKER FAMILY PRODUCT



The Royalty of Radio

Since 1911

COLIN B. KENNEDY CORPORATION

South Bend, Indiana

RR 11-30
Date

Please send full information about your co-operative plan for dealers.

Firm Name

Individual

Address

City

State