

The

Call Letter

*June, 2012
Vol. 38 – No. 6*



NEXT MEETING: JUNE 9th

The Northwest Vintage Radio Society

Post Office Box 82379

Portland, Oregon 97282-0379

The Northwest Vintage Radio Society is a non-profit historical society incorporated in the State of Oregon. Since 1974 the Society has been dedicated to the preservation and enjoyment of "Vintage radio" and wireless equipment.


Membership in the Society is open to all who are actively interested in historic preservation. The dues are \$25.00 for domestic membership, due on January 1st of each year (prorated quarterly).

The Call Letter has been a monthly publication since 1974. It was originated with the founder, Bob Bilbie, and our first president, Harley Perkins. Through several editors and with the assistance of numerous society members, the Call Letter has continued to be a publication that informs members of the society's business and that supports the hobby of collecting, preserving, and restoring vintage radios.

Society meetings are held the second Saturday of each month at the Abernethy Grange Hall at 15745 S. Harley Ave. in Oregon City, Oregon. They convene at or about 10 AM for the purpose of displaying radios, conducting Society business, and exchanging information. Guests are welcome at all Society meetings and functions (except board meetings).

Other Society functions include guest speakers, auctions, radio shows, and radio sales which are advertised in the Call Letter and are held in and around Portland.

With each issue of the Call Letter, we remember Jim Mason, a charter member of the society who remained active until his death in 1999. A generous bequest from Jim's estate ensures the vitality of the Northwest Vintage Radio Society, and continued publication of the Call Letter.



Society Officers for 2012:

President	Mark Moore (503)286-5224	mark@pdxhistory.com
Vice-President	Mike McCrow (503)730-4639	tranny53@frontier.com
Treasurer	Cliff Tuttle (503)666-7005	kiptuttle@comcast.net
Recording Sec'y	Charlie Kent (503)281-9335	radiogallerykent@qwestoffice.net
Corresponding Sec'y	Jim Harper (503)538-8738	JLHarperclan@aol.com
Board member at large	Dick Bixler (503) 690-2557	rf2af@comcast.net
Call Letter Editor	Tony Hauser (503)438-0297	abhauser@aol.com
Librarian	Robert Robinson (503) 255-3585	srrobins@comcast.net

June 2012

Table of Contents

From The Editor.....2

From The Bench of WRNO.....3

Bench Tips.....4

NWVRS Monthly Meeting Tech Talk Calendar.....5

NWVRS Calendar of Events.....6

May Sale Display.....7

Swap Shop.....8

On the cover: Our annual Trash Bash occurs once again at our June meeting.

The next meeting is June 9, 2012

Visit our web site at <http://nwvrs.com>

and on Facebook:

www.facebook.com/northwest-vintage-radio-society

Next Call Letter deadline: July 1, 2012

The *Call Letter* is the official publication of the Northwest Vintage Radio Society. Circulation is limited to the membership and guests of the Society. The Society is not responsible for the material contributed for publication, nor the quality, timeliness, or accuracy of the items or services offered for sale in the SWAP SHOP. By common agreement of the board of directors, the buyer assumes all responsibility for the satisfaction of any transaction.

From The Editor

by *Call Letter* editor, Tony Hauser

This month's issue of *The Call Letter* will be rather brief when compared to last month's. However, the June meeting will be anything but brief with the annual trash bash, a monthly display, and a tech talk all on the same day!

The event that many of our members look forward to is upon us as the annual Trash Bash will begin at 8:30am on Saturday prior to the regular monthly meeting. This is an opportunity for members to clear some space in the garage, find some new items to refill that space they just cleared, and raise some money for the Society. If you give or take items to or from the trailer, please leave a small donation in the jar. Radios and radio-related and other electronic items are accepted.

Remember: CRT's are NOT accepted!

This meeting will also include a monthly radio display of Member's Choice. And Craig Adams returns with a presentation on the early days of Portland radio.

Our prolific *Call Letter* contributor Sid Saul has submitted two more articles this month. Another WRNO article and a tech tip article on powering up superhets.

Finally look for the new updated Norvac advertisement with information on the discount available to all society members in good standing.

See you next to the junk trailer!

Remember, the dial stops here.

Tony

From The Bench of WRNO

by Sid Saul

Keep On Rock-In

From this month's eye catching title, I wanted to draw attention to a little understood procedure used by yesterday's radio repairman. Known to our more experienced members, it is usually not passed on to beginners. After watching dozens of Wednesday night Superhet alignments supervised by our senior troubleshooters, I asked what all this *rocking* the tuner while *peaking* the padder was all about.

While not getting into the use of signal generators and output meters, suffice it to say the purpose of alignment is to get the maximum gain throughout our radio dial. A bonus is when the entire tuning dial accurately points to the correct station. Sunny 910 is not so sunny at 900 or at 880 KHz. Our diagrams usually list the alignment steps. First the intermediate frequency, usually at 455 KHz is tackled with the peaking of the output and input trimmers atop the I.F. coils.

Next the radio tuning dial is set to the high end at 1500 KHz. Both the oscillator and RF trimmer screws located on the ganged tuning condensers are adjusted for maximum output. Now comes the catcher. The radio dial is then set to 600 KHz, and the padder capacitor found beneath the chassis adjusted for maximum gain. All is now good, *or is it?*

The problem here is that this may *not* be the best setting for the padder. The correct procedure is made with a process called *rocking-in*. Meaning we make adjustments to the padder at *several* locations on the dial in the *vicinity* of 600 KHz. The place on the dial where the maximum output is attained with the padder is the correct one!

The dial pointer can now be loosened and set to fall right on 600. Lastly the dial is returned to 1500 and the trimmers adjusted as before. The high end can be influenced by the adjustment to the low end. Now that is really *Rock-In!*

Until next time from the bench of *WRNO* our Weekly Radio Night Out. See you next time. Sid

Bench Tips

by Sid Saul

What to Look For

We have all restored AC radios, plugging them into our isolated variacs, (voltmeter in parallel, ammeter in series). Then in incremental steps we advance from 40 to rated voltage. We all know the drill...nothing new here.

If you are like me though, the radio could be on fire, the dog headed for the door, but by golly, you can *bet* both eyes glued to the ammeter! The dreaded current spike with needle pegged, maybe less than expected meter movement. When it comes to *normal* current, just what are we looking for anyway?

“*The magic number please.*” Look at the label inside to reveal model number, rated voltage, and rated power in *watts*. Simply take wattage and divide by 100. Example: My Colonial 653 Superhet’s label reads 50 watts.

Simply divide 50 watts by 100 to arrive at .5 amps. As we bring the radio up to full rated voltage, the ammeter should go no higher than about .5 amps or 500 ma. If it does go higher, the power should be pulled immediately and investigation is warranted. So next time we power up our bench project, we will *know* what to look for, *and* the dog will thank us too!

Sid

NWVRS Monthly Meeting Tech Talk Calendar

by Mike McCrow

- June 9** **The Early Days of Portland Radio.** Guest speaker:
Craig Adams
- July 14** **Building Power Supplies for Battery Radios.** Guest
speaker: Liles Garcia
- August 11** **Unusal Radios: Two-tube Superheterodynes.** Guest
speaker: George Kirkwood
- September 8** **Wood Radio Cabinet Restoration.** Guest speaker:
Esteban Mendoza

10% DISCOUNT

To members in good standing of the
Northwest Vintage Radio Society
for any purchase from



NORVAC
Electronic Parts, LLC
WE'RE STILL HERE!

SALEM (503) 585-9810
1545 Commercial Street

Please show your
NWVRS membership
card for discount

*Reliving
Radio*



Dick Karman
relivingradio.com
503.784.4398

NWVRS Calendar of Events

Most of the hamfest and ham swap meet information comes from: PNW Hamfair web page at www.n7cfo.com/amJradio/hf/hf.htm

- June 8-10** **43rd Annual Wenatchee Hamfest.** Apple City ARC. Dryden Gun Club. Dryden, WA. *This is an ARRL sanctioned event.* Contact Jim, W7JBP at shultzjims@aol.com or Judy, at ka7zna@msn.com for information. <http://www.qsl.net/w7td/> .
- June 9** NWVRS monthly meeting 10 am; tailgate swap 8:30.
- July 14** NWVRS monthly meeting 10 am; tailgate swap 8:30.
- July 21** **Coos County Radio Club Hamfest and Swap-meet.** North Bend, Oregon. *This is an ARRL sanctioned event.* zane.albertson@gmail.com
- July 28** **Chehalis Valley ARS 13th Annual Swap.** Lewis County Fairgrounds. Contact John Ellingson, K7OSK. k7osk@boatanchor.com . <http://www.cvars.org/>
- August 3-5** **57th Annual PacNW DX Convention.** Monarch Hotel, Clackamas, OR. *This is an ARRL sanctioned event.* Hosted by the Willamette Valley DX Club. <http://wvdx.org/dotnetnuke/>
- August 11** NWVRS monthly meeting 10 am; tailgate swap 8:30.
- August 11** **Radio Club of Tacoma Hamfair.** Graham, WA. *This is an ARRL sanctioned event.* <http://www.w7dk.org/>
- August 19** **PSARA Swap Meet.** 9-1. Shoreline Senior Activity Center, 18560 1st NE, Shoreline, WA, 98155. <http://www.eskimo.com/~hhagen/psara/swap.html>

May Sale Display

May Sale photos including a special auction of the Spence radio collection benefitting the Society.



Downstairs View



Downstairs View



Upstairs View



Registration



Bix The Auctioneer



Horn Speaker
at Auction



Auction Action!



Lots of Happy Bidders



Good Times!

Swap Shop

FOR SALE: Thousands of tubes, hundreds of radio parts, panels, meters, surplus, etc. R5-D3 electronic surplus, Bob Lee, 9770 S.E. Stanley Ave., Milwaukie, OR 97222, (503) 513-0410

WANTED: ***Hi fellow members of The Northwest Vintage Radio Society, I am in need of one or two 12A8 tubes. If you would check/recommend for one I would appreciate it. Many Thanks! Raymond Holland, 6015 NW Perthshire Rd, Vancouver, WA 98663-1175, 360 695-6349, (C) 360 989-5981.

WANTED: ***lid for Atwater Kent model 37. Antique Radio Classified from 1986-1987. Dan Howard strains@msn.com,

Leads and Needs

Questions about restoration of vintage radio? Visit Radiolaguy's web site often for this information plus lots of other interesting displays, photos, virtual museum plus lots of other information on vintage radio and television. Oh, yes, there are items for sale as well and NVRS members get a substantial discount on most of these items. Thank You, Sonny the Radiola Guy

Visit my vintage radio web site: <http://www.radiolaguy.com>

Radio Service

These members have indicated they are willing to perform radio repairs:

Roger Brown – (503) 693-6089

Bruce Baur - (503)-708-4537, brucebaur@comcast.net

Blake Dietze – (360) 944-7172, wb6jihj@ix.netcom.com

Jack Doyle – (503) 305-8097

Pat Hickman – (503) 887-9015 Web: www.classictubeaudio.com

Email: phickman@comcast.net

Jim Myers – (509) 525-6264

Todd Ommert – (503) 246-4141 Web: www.burlingame-radio.com

Email: burltv@msn.com

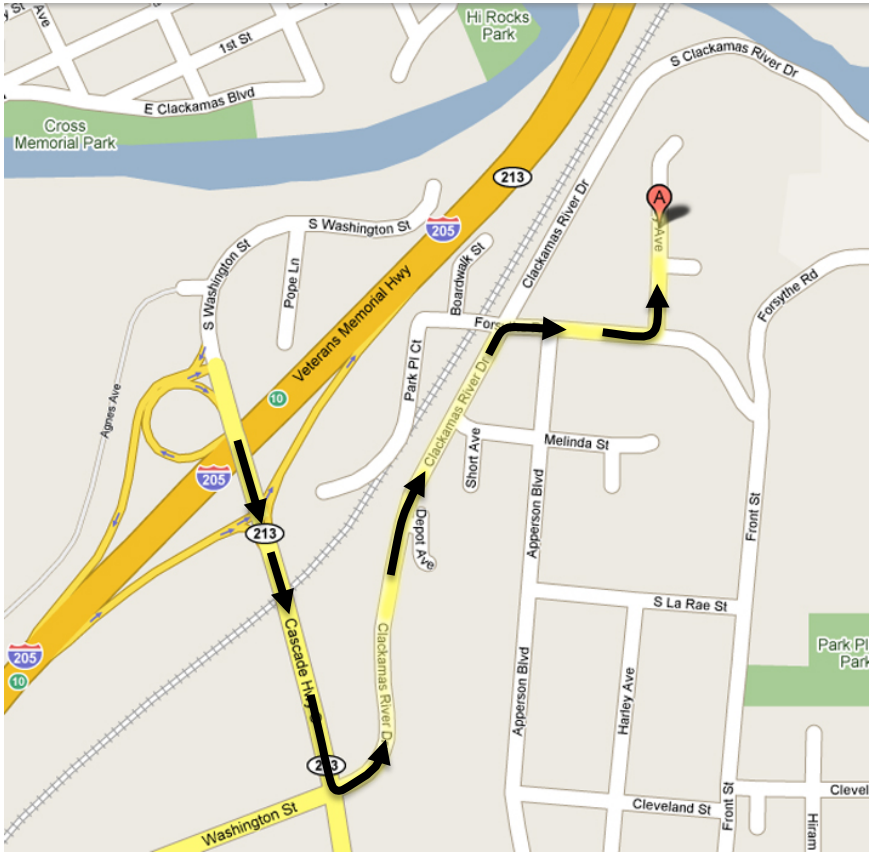
Tony Ranft – (360) 944-8489 or walterranft@hotmail.com – General repairs.

Dave Wise – (503) 648-0897, david_wise@phoenix.com

If you are willing to repair radios, give your name, phone and/or e-mail, and any comments to the *Call Letter* editor.

The Northwest Vintage Radio Society is not responsible in any disputes arising from services provided by members listed here. By common agreement of the board of directors, the buyer assumes all responsibility for the satisfaction of any transaction.

Meeting Location


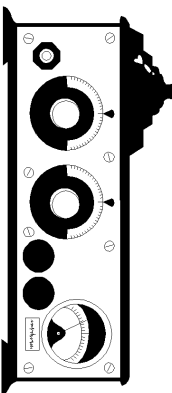


To get to the Abernethy Grange Hall:

1. Exit I-205 at SR-213 (Exit 10 to Molalla) and head south on 213.
2. At the first intersection (the traffic light), turn left onto Clackamas River Dr.
3. Turn right at Forsythe Rd.
4. Turn left onto Harley Ave. The Grange Hall is on the left about a block and a ha



NW Vintage Radio Society
P.O. Box 82379
Portland, Oregon 97282-0379



FIRST CLASS MAIL