

The
**Call
Letter**

February, 2007
Vol. 33 — No. 2



Over **30** years in print!

The Northwest Vintage Radio Society

Post Office Box 82379
Portland, Oregon 97282-0379

The Northwest Vintage Radio Society is a non-profit historical society incorporated in the State of Oregon. Since 1974 the Society has been dedicated to the preservation and enjoyment of "Vintage radio" and wireless equipment.

Membership in the Society is open to all who are actively interested in historic preservation. The dues are \$25.00 for domestic membership, due on January 1st of each year (prorated quarterly).

The *Call Letter* has been a monthly publication since 1974. It was originated with the founder, Bob Bilbie, and our first president, Harley Perkins. Through several editors and with the assistance of numerous society members, the *Call Letter* has continued to be a publication that informs members of the society's business and that supports the hobby of collecting, preserving, and restoring vintage radios.

Society meetings are held the second Saturday of each month at the Abernethy Grange Hall at 15745 S. Harley Ave. in Oregon City, Oregon. They convene at or about 10 AM for the purpose of displaying radios, conducting Society business, and exchanging information. Guests are welcome at all Society meetings and functions (except board meetings).

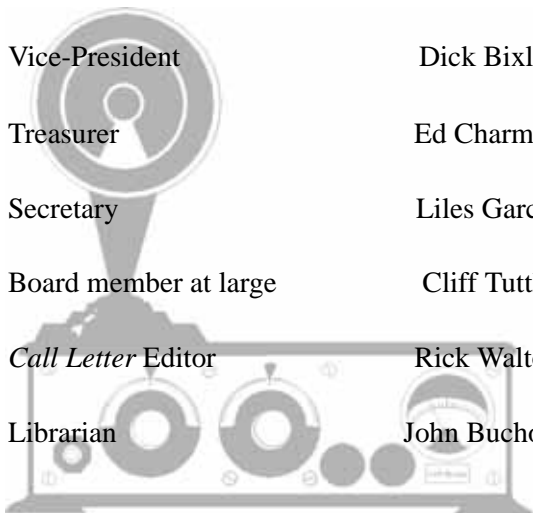
Other Society functions include guest speakers, auctions, radio show, and radio sales which are advertised in the *Call Letter* and are held in and around Portland.

With each issue of the *Call Letter*, we remember Jim Mason, a charter member of the society who remained active until his death in 1999. A generous bequest from Jim's estate ensures the vitality of the Northwest Vintage Radio Society, and continued publication of the *Call Letter*.



Society Officers for 2007:

President	George Kirkwood	(503) 648-4809 radiogeo@hevanet.com
Vice-President	Dick Bixler	(503) 690-2557 RF2AF@PCEZ.com
Treasurer	Ed Charman	(503) 654-7387
Secretary	Liles Garcia	(503) 649-9288 landn2@verizon.net
Board member at large	Cliff Tuttle	(503) 666-7005 kiptuttle@aol.com
<i>Call Letter</i> Editor	Rick Walton	(503) 656-4104 rwalton@easystreet.com
Librarian	John Bucholtz	(360) 693-7135 BonJonBuck@webtv.net



February 2007

Table of Contents

From the Editor2

NWVRS Outreach Project2

NWVRS Meeting Minutes.....3

NWVRS 2007 Calendar of Events4

Photo Display7

Tech Tips8

In The Shack9

Roster Revision and Reprint 11

Swap Shop 12

On the cover: This young man is obviously taking no chances on just roses to impress this young lady; he’s demonstrating his skill with radio as well to win her heart. If her smile means anything, he’s succeeding! This antique post card image came from the internet.

The next meeting is on February 10, 2007.

Don’t forget to pay your annual dues, due now!

**January Feature: Your favorite radio purchased from
Jerry Talbott**

Visit our web site at <http://nwvrs.org>.

Next Call Letter Deadline: March 1, 2007.

The *Call Letter* is the official publication of the Northwest Vintage Radio Society. Circulation is limited to the membership and guests of the Society. The Society is not responsible for the material contributed for publication, nor the quality, timeliness, or accuracy of the items or services offered for sale in the SWAP SHOP. By common agreement of the board of directors, the buyer assumes all responsibility for the satisfaction of any transaction.

From the Editor

by Call Letter Editor, Rick Walton

“It feels a bit strange seeing my name next to that byline, but for better or for worse, there it is and now this venerable publication is my responsibility.”

Those words opened “From the (New) Editor” in the February, 1997 *Call Letter*. This issue marks ten years that my name has been appearing next to the *Call Letter* Editor byline. It hardly seems that long. I’m still having fun being your editor and I have no immediate plans to quit. The *Call Letter* has gone through a few changes in both appearance and content during that time, but it’s mission to serve you, the Society members, remains unchanged and continues to be my goal.

You won’t see it in the minutes of the last meeting, but the December meeting minutes were amended to show that they were submitted by Liles Garcia rather than by Tony Hauser as was reported in the January 2007 *Call Letter*. I think the editor needs an editor!

This issue has the usual items -- the meeting minutes, of course, and the calendar that’s a little too large but makes for great fill when the input is scarce. Voilá is missing this month because no one reported anything to Jay, and even he had nothing of his own to report. Maybe as the weather begins to warm up there will be more. We do have one of Sonny Clutter’s “Tech Tips” this time in which he describes how to make your own old style spaghetti for restoring those ‘20s sets. And we continue reprinting Mike Parker’s “In the Shack,” this time the June 1997 article. There were no new additions to “Swap Shop” but the items there are very interesting, especially that full set of Rider manuals. You don’t see that too often.

NWVRS Outreach Project

Club Vice-President Dick Bixler is trying to build interest in our Swap Meets and in our club. One way we can do this is to make ourselves known to other local clubs and organizations that have interests similar to ours, such as the ham radio clubs and the Triode Society. If you know of an organization like that, be sure to let Dick know. The results of a strong outreach could be greater attendance at the next Swap Meet, and growth in our club membership.

NWVRS Meeting Minutes

Liles Garcia, NWVRS Secretary

Vice-President Dick Bixler called the January 13, 2007 meeting of the NorthWest Vintage Radio Society to order at 10:00 AM. Dick welcomed everybody to our first meeting of the new year. Liles Garcia read the minutes of the last meeting, and they were approved as published in the Call Letter. Ed Charman gave the Treasurer's report, and it was approved as provided by Ed. Dick thanked Jay Johnson for his contributions in the "Voilà" column in the Call Letter. Bob Hafer (KC72E) attended today as a guest; members welcomed Bob with a round of applause. There were approximately 35 people at our meeting today. Bob Campbell submitted a letter of resignation from our Society.

Old Business

Christmas Party — Dick thanked all of the ladies that helped with the food and decorations at our Christmas party. Members gave a round of applause for the ladies' help.

New Business

Club Letterhead — Rick Walton volunteered to design a new letterhead for our Society.

Outreach Project — Dick Bixler would like to know about other electronics organizations so that our Society can do more networking with them.

Leads and Needs

Robbie Robinson has some Philco dial lenses that are available.
John Bucholtz has an Edison C4 for sale.
Tony Hauser needs a handle for a Zenith H500 TransOceanic.
George Kirkwood needs an Atwater-Kent tuner for a breadboard.
Mike Parker is still looking for any information on a 12E5 tube.

Program

The program topic for our meeting today is "Your Favorite Radio Acquired From Jerry Talbott". Members showed and discussed the radios and other items that they brought.

The program topic for the February meeting is "Short Wave and Long Wave Converters and Other Radio Appliances".

The meeting was adjourned.

NWVRS 2007 Calendar of Events

Most of the hamfest and ham swap meet information comes from:
PNW Hamfair web page at www.n7cfo.com/amradio/hf/hf.htm

- February 10** NWVRS monthly meeting 10 am; tailgate swap 8:30.
- February 11** Salem Collectors & Flea Market – Sounds of Nostalgia?, Salem, Oregon.
- February 17** Salem Hamfair, Salem Repeater Association, Polk County Fairgrounds, Rickreall, OR
www.w7sra.com/
- February 26** Hamfest, Naval Postgraduate School ARC, Seaside (Monterey), CA www.radiofest.org
- March 10** NWVRS monthly meeting 10 am; tailgate swap 8:30.
- March 10** Mike & Key Swap Meet., Puyallup fairgrounds exhibition hall, Puyallup, WA. Link to flyer: [Flyer in PDF](#)
mwdink@eskimo.com
- April 7** NWVRS monthly meeting 10 am; tailgate swap 8:30.
- April 8?** Inland Northwest Hamfest & Computer Show, Lilac City ARC & Lilac City Chapter of 10-10 International, St. Ann's Parish Hall, East 2120 First Avenue, Spokane, Wa.
- April 14** Yakima Amateur Radio Club W7AQ Hamfest 2006 Selah Civic Center, Selah, WA. Info, contact Lindsay Kooser, N7RHW 141 Stark Road #7 Yakima, WA 98908 Phone: 509-965-6612 Email: n7rhw@arrrl.net w7aq.org/
- May 6** Kelowna Flea Market. Orchard City Amateur Radio Club. Kelowna, BC. www.ocarc.ca/2006%20Flea%20market.htm For info, contact Carl, ve7clc@rac.ca or Keith, ve7kng@hotmail.com.
- May 12** Stanwood Camano Amateur Radio Club (SCARC) Hamfest, Stanwood Middle School, Stanwood, WA. Contact Vic, N7KRE (360-387-7705). huppert@whidbey.net.
- May 12** NWVRS Spring Swap/Sale at Aurora American Legion Hall, Aurora, Oregon.

- May 13** Maple Ridge, ARC Swap Meet. 12460 Harris Road Pitt Meadows, Maple Ridge B.C. Canada. www.qsl.net/ve7rnr/
- May 2007** NARA's Spring Swap and Shop. Nanaimo Amateur Radio Association. Departure Bay Activity centre, 1415 Wingrove St. Departure Bay, Nanaimo BC. Info: call Dick 250-390-0181 or email ve7rlh@shaw.ca. www.nara.nisa.com.
- June 1-3** Sea-Pac Hamfest. (Note that the dates for this event have changed from early announcements.) ARRL Northwest Division Convention, Seaside Convention Center, Seaside, Oregon. www.seapac.org.
- June 8-10** Wenatchee Hamfest, Apple City ARC. Dryden Gun Club. Dryden, WA. ARRL sanctioned event. www.qsl.net/w7td/
- June 9** NWVRS monthly meeting 10 am; tailgate swap 8:30.
- June 10** Hamfest 2007. Kootenai Amateur Radio Society. Lions Club, Hiway 53, Rathdrum, ID. Info: contact Jim, N7ESU at (208)667-4915 or email n7esu@arrl.net
- July 14** NWVRS monthly meeting 10 am; tailgate swap 8:30.
- June 16-17** Northeast Montana Father's Day Hamfest. Down Stream Campground at Fort Peck Lake. Info or details: contact Bob Parker, K7TNJ, at k7tnj@yahoo.com
- July 20-22** Glacier Waterton International Peace Park Hamfest. Glacier Meadows Campground, 13 miles west of East Glacier on MT Hwy 2. www.gwhamfest.org
- July 21** Bandon Hamfest. Bandon, Oregon. ARRL sanctioned event. Follow the signs to “The Barn”, aka “Bandon Community Building.” Contact Ron W7VU at (541) 572-5546, w7vu@arrl.net
- July 28** Chehalis Valley Amateur Radio Society Hamfest. Lewis County Fair Grounds, Chehalis, WA. Contact John Ellingson, K7OSK, k7osk@boatanchor.com
- August 11** NWVRS monthly meeting 10 am; tailgate swap 8:30.

- August 12** The 10th Annual Greater Portland Insulator Swap — Location TBA. Always the second Sunday in August. Contact Dan Howard (503)659-3520 e-mail: strains@msn.com.
- August 11** Hamfest and Electronics Flea Market, Radio Club of Tacoma; Bethel Junior High School, 22001 38th Avenue East, Spanaway, WA www.w7dk.org
- August 19** Puget Sound Antique Radio Association Swap Meet. 9 AM to 1 PM. Shoreline museum parking lot. N. 175th & Linden, Avenue, North Seattle. www.eskimo.com/~hhagen/psara/swap.html
- September 8** **NWVRS** monthly meeting 10 am; tailgate swap 8:30.
- September 22** Spokane Hamfest. (ARRL Washington State Convention). University High School, Spokane, WA 99206. Contact Betsy Ashleman, N7WRQ, n7wrq@aol.com. (509)448-5821. www.kbara.org.
- October 13** **NWVRS** Fall Swap/Sale at Aurora American Legion Hall, Aurora, Oregon.
- October 14** North Kitsap Amateur Radio Club Hamfair. Bremerton, WA. ARRL sanctioned event. Kitsap Fairgrounds. Info: contact Ron Sefton, N7EM, (360)779-5418, ronsefton@hotmail.com or Horace Ory, (360)779-2215, ory001@comcast.net. www.nkarc.org/hamfest/index.html
- October 21** Swap-Toberfest, Polk County Fairgrounds, Rickreall, Oregon. (Ten miles west of Salem). Info: contact Fred Rodley at n7lqd@aol.com. www.swaptoberfest.net/
- October 27** Mount Baker Amateur Radio Club Flea Market, Lynden, WA. ARRL sanctioned event. Always last Saturday in October. Info: contact k7iey@netscape.net. www.qsl.net/k7skw/.
- November 10** **NWVRS** monthly meeting 10 am; tailgate swap 8:30. Nomination of officers for 2007.
- November ?** Maple Ridge, ARC Swap Meet. 12460 Harris Road Pitt Meadows, Maple Ridge B.C. Canada. www.qsl.net/ve7rmr/
- December 8** **NWVRS** monthly meeting and annual Holiday Party 10 am. Election of officers for 2007.

Photo Display

Photos by Rick Walton

Here are the “Jerry Talbott” radios that members displayed at the January meeting.



Heathkit GR-169 TV



Heathkit K-2 Radio
Brian Toon



BC-721 Walkie-talkie



Silvertone 833 - Mike Parker



SIGNAL CORPS U.S. ARMY
RADIO RECEIVER R-520/URR
SERIAL NO. 10472 ORDER NO. 19175 - PM - 52
ZENITH RADIO CORP.
Military TransOceanic - Del Dixon



Kurér Norwegian Portable - Tony Hauser



RCA 6PX6 - Lloyd Harris



Columbia Portable Radio-Phono
Sonny Clutter
Stromberg-Carlson 145P



Lafayette Receiver - Dick Bixler



Tektronix 221 Oscilloscope
Rudy Zvarich

Tech Tips

by Sonny Clutter

When restoring old battery radios (and some early AC sets) of the 20's you'll often need the old style lacquered spaghetti, which can be difficult (if not impossible) to find. When it comes to the old style spaghetti, you can make your own.

Here's how you replicate old style spaghetti.

1) Find some of the old style cloth shoe strings (they too, are getting hard to find). These old shoestrings look flat but are really tubular (hollow inside, pressed flat).

2) If they (the shoestrings) are not the color you want, you can dye (the white ones) to the desired color.

3) Cut the shoestrings to the desired length and slip a piece of straight, solid wire through the center. Old wire coat hangers work well (again, may be hard to find these days). Stretch it out over the wire and let dry.

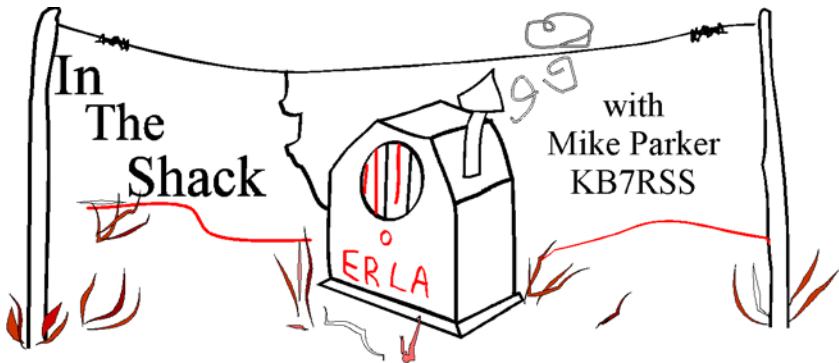
4) When dry, carefully remove the dyed cloth from the wire and give the wire a good coat of wax* and slip the cloth back over the wire (being careful not to get any wax on the outer surface of the cloth).

5) Now give the stretched out wire a number of coats of clear lacquer. When the desired number of coats have been applied and dried, you have a good replica of the old style spaghetti.

*The waxed wire will keep the lacquer that penetrates through the wire from working as an adhesive.

When traveling the old highways and back roads and you find an old general store (or hardware store), it pays to stop and look around. Some of these old stores will have old inventory that can't be found anywhere else. I've found and stocked up on old shoestrings and some old hardware items found in some of these places.

MORE TECH TIPS CAN BE FOUND ON MY WEB SITE: <http://www.radiolaguy.com/SonnysTechTips.htm>



Editor's note: This "In The Shack" article is from the June, 1997 Call Letter!

COSMOPOLITAN PHUSIFORMER

Sorry! It was just the funniest vintage radio name that I could come up with, at the moment! But really, it was the legitimate name of a company in that era of "Heaven knows...anything goes", the 1920's.



The Phusiformer was a radio that was actually named after one of its components. The actual Phusiformer was nothing more than a fully enclosed RF tuning unit, of the inductance type, complete with the shaft, mounting screws, and a 4 inch full vision dial. It was a molded Bakelite case, 2 inches thick by 4 inches square, with 4 binding posts. Especially designed for the ease of constructing a 5 tube Tuned Radio Frequency receiver, the compact Phusiformer contained the inductively coupled primary with the secondary RF coils and the variable condenser in one unit.

Each unit was good for one stage and the standard 5 tube kit used a conventional grid leak detector stage coupled to 2 conventional audio transformers in the usual TRF manner. One could say it was an early attempt at modular construction. I have not heard the name Phusiformer pronounced but I assume it sounds like “fuse”, otherwise it would be a “Fuzziformer” and not as technical of a name to impress your friends with, while they were gloating over their new AK or Freed-Eisemann radio!

The Cosmopolitan Phusiformer Co., located at 15 W. 18th St., New York City, was obviously named for nothing more than its very cosmopolitan New York location but appears to be the primary distributor of this product in that area. In 1924 it is listed as having one receiver of the RF circuit type. In 1925, it has 2, 3 -dial TRF type receivers, one at \$59 and one at \$66. It does not show whether they are kits or factory built sets. No other years are listed for this company. I am seeking information on who was behind this company and concept but knowledge is scarce at this time. Anybody out there own or have seen one?

The 1925 catalog of The Barawick Co. of Chicago, a well known radio distributing house of the time, has a full page advertisement showing an assembled Phusiformer 3-dial kit receiver with cabinet for \$41.75. A copy of this ad is shown on the next page.


A good view of the construction behind the panel is shown with the 3 Phusiformers mounted in place. A close up of one Phusiformer is shown and could be purchased for a mere \$6.85. A screw driver, pliers and a soldering iron were all the tools claimed needed for assembling the kit. The ad claims that the Phusiformer is so constructed that it is impossible for the vacuum tubes to oscillate, that it is very selective and brings in distant stations with loud speaker volume and the purest tone. Where have I heard that before?

QSO you next time.....IN THE SHACK

THE BARAWIK CO.—CHICAGO

33

Parts for 5-Tube Phusiformer Set



24880—Complete set of parts, including high grade cabinet \$41.75

The easiest 5 tube set to build. Very sensitive. Reeds in distant stations with loud speaker volume and purest tones. Has two stages of tuned radio frequency amplification, detector and two stages audio amplification. The Phusiformer is a device that has greatly simplified and improved circuits employing tuned radio frequency amplification and make it very easy to assemble the parts and make the few connections.

Phusiformers are enclosed in moulded cases, each containing a variable condenser and a radio frequency tuning unit, which is so constructed that it is impossible for the vacuum tubes to "oscillate". There are no squeaks or hums, and the voice and music come in clear with natural tone. As this is an extremely selective set you will not be bothered by interference from other stations.

The two stages of perfectly balanced radio frequency amplification intensify the signals before they are received by the detector tube, and are responsible for the amazing distance over which this set will operate satisfactorily. The two stages of audio frequency further amplify the signals without distortion, so that a loud speaker may be used on distant stations.

The following best grade parts are included in the set:

- 1—Cabinet in dished bakelite panel
- 1—Broken mahogany finish cabinet
- Phusiformers with dials
- 2—Microtune with dials
- 5—Standard tube bakelite sockets
- 2—Tacks
- 2—Lead condensers
- 2—Audio transformers
- 1—Grid leak condenser
- 1—Base board
- 1—Battery switch
- 1—Binding posts
- Fluorescing wire and screws
- Complete instruction booklet.

No batteries, tubes or other accessories included. A screw driver, pliers and soldering iron are all the tools needed.


All sets of parts are suitable for use with standard 201K type tubes. If other tube types are to be used please so specify on your order so we can supply proper parts for tubes you intend using.

PHUSIFORMER A516 Inch \$6.85



A new device especially designed for tuned radio frequency circuits. Consists of primary and secondary inductively coupled audio conductors with variable condenser, all enclosed in moulded case with binding posts.

Fits on shaft of condenser. Size 1 1/2" in square, 2 1/2" in height. Three sets combine with standard No. 100 to make up a very efficient 5 tube set at low cost.



Rear view of Phusiformer set showing simplicity of wiring. The Phusiformers make easy and speedy assembly.

Prices on This Page Are Prepaid East of the Rocky Mountains

Roster Revision and Reprint

by Rick Walton

We'd really like to reprint the Club Roster so that every member is represented, and represented accurately. The inside back cover of this issue has all the information you need. Please fill in with the information we need to compile a roster with useful information for everyone!

Swap Shop

FOR SALE: Thousands of tubes, hundreds of radio parts, panels, meters, surplus, etc. R5-D3 electronic surplus, Bob Lee, 9770 S.E. Stanley Ave., Milwaukie, OR 97222, (503) 513-0410

FOR SALE: *\$50 - Sprague TCA-1 Transfarad Capacitor Analyzer. Works fine. Similar (predecessor?) to Tel-Ohmike, leakage measurement is more sensitive but 150V max, schematic and Quick Reference available on BAMA.

\$50 - Weston TV-4/USM-3 tube tester. Works fine. Emission-tests pre-octal, octal, loktal, 7/9 mini, acorn, maybe straight or circle submini, can't remember. Very compact, with chart in an Excel file or printout. Contact Dave Wise,

FOR SALE: *Complete set of Riders Perpetual Troubleshooter manuals, Vol. #1 thru and including Vol. #23, plus Vol. #1 thru 5 Abridged. Also includes Sam Photo Facts #1 thru #j90 in Sam's holders. Several indexes for both Riders and Sam's. All in Very Good condition. Have been on shelf in heated shop for past 22 years. \$650.00 Bob Schafer WA7IHN in Aumsville. 503-749-1149.

Radio Service

These members have indicated they are willing to perform radio repairs:

Roger Brown – (503) 693-6089

Blake Dietze – (360) 944-7172, wb6jbj@ix.netcom.com

Tony Ranft – (360) 944-8489 or ranft@saw.net – General repairs.

Dave Wise – (503) 293-7835, david_wise@phoenix.com

If you are willing to repair radios, give your name, phone and/or e-mail, and any comments to the *Call Letter* editor.

The Northwest Vintage Radio Society is not responsible in any disputes arising from services provided by members listed here. By common agreement of the board of directors, the buyer assumes all responsibility for the satisfaction of any transaction.

Leads and Needs

Questions about restoration of vintage radio? Visit radiolaguy's web site often for this information plus lots of other interesting displays, photo's, virtual museum plus lots of other information on vintage radio and television. Oh, yes, there are items for sale as well and NVRS members get a substantial discount on most of these items. Thank You, Sonny the Radiola Guy

Visit my vintage radio web site: <http://www.radiolaguy.com>

Member Information

We plan to update the membership roster and publish it in April. Just in case we don't have your most current member information, please take the time to send the information requested on this form by March 31.

Name*:

Mailing Address*:

City, State, ZIP*:

Ham Call Sign:

E-mail:

Check here if you'd like to be added to the Yahoo e-mail list.

Phone:

Collecting Interest (e.g. Battery sets, consoles, clock radios, etc.):

*Information we must have to be able to send you your Call Letter. The rest is optional, but we hope you'll share it with other club members.

Mail this sheet (or something like it) to Rick Walton at the society's mailing address:

The Northwest Vintage Radio Society

Post Office Box 82379

Portland, Oregon 97282-0379

or e-mail the information to rwalton@easystreet.com.