

The **Call** Letter

December, 2006
Vol. 32 — No. 12



Over **30** years in print!

The Northwest Vintage Radio Society

Post Office Box 82379
Portland, Oregon 97282-0379

The Northwest Vintage Radio Society is a non-profit historical society incorporated in the State of Oregon. Since 1974 the Society has been dedicated to the preservation and enjoyment of "Vintage radio" and wireless equipment.


Membership in the Society is open to all who are actively interested in historic preservation. The dues are \$25.00 for domestic membership, due on January 1st of each year (prorated quarterly).

The *Call Letter* has been a monthly publication since 1974. It was originated with the founder, Bob Bilbie, and our first president, Harley Perkins. Through several editors and with the assistance of numerous society members, the *Call Letter* has continued to be a publication that informs members of the society's business and that supports the hobby of collecting, preserving, and restoring vintage radios.

Society meetings are held the second Saturday of each month (except July and August) at the Abernethy Grange Hall at 15745 S. Harley Ave. in Oregon City, Oregon. They convene at or about 10 AM for the purpose of displaying radios, conducting Society business, and exchanging information. Guests are welcome at all Society meetings and functions (except board meetings).

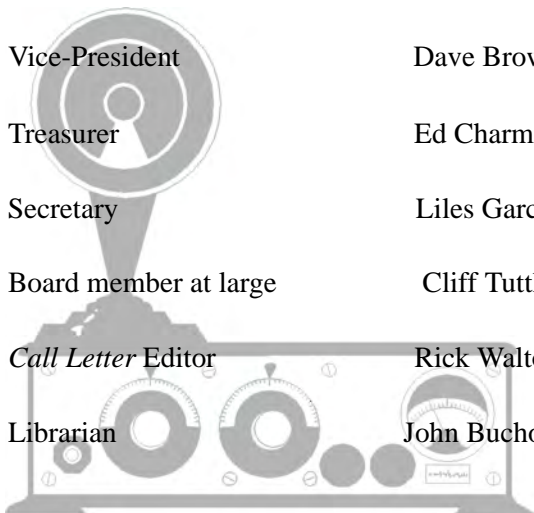
Other Society functions include guest speakers, auctions, radio show, and radio sales which are advertised in the *Call Letter* and are held in and around Portland.

With each issue of the *Call Letter*, we remember Jim Mason, a charter member of the society who remained active until his death in 1999. A generous bequest from Jim's estate ensures the vitality of the Northwest Vintage Radio Society, and continued publication of the *Call Letter*.



Society Officers for 2006:

President	George Kirkwood	(503) 648-4809 radigeo@hevanet.com
Vice-President	Dave Brown	(503) 585-4667 ironradio@qwest.net
Treasurer	Ed Charman	(503) 654-7387
Secretary	Liles Garcia	(503) 649-9288 landn2@verizon.net
Board member at large	Cliff Tuttle	(503) 666-7005 kiptuttle@aol.com
<i>Call Letter</i> Editor	Rick Walton	(503) 284-5648 rwalton@easystreet.com
Librarian	John Bucholtz	(360) 693-7135 BonJonBuck@webtv.net



December 2006 Table of Contents

From the Editor.....2

NWVRS 2007 Calendar of Events2

A Note of Thanks2

NWVRS Meeting Minutes3

Correcting our Memories.....5

Photo Display6

In The Shack.....7

Voilà ...new and recent finds by NVRS members 10

Swap Shop 11

Officer’s Roles.....12

On the cover: The young lady seems really happy with her bright red radio in this cheery Christmas cover from the December, 1952 issue of *Radio-TV News*.

The next meeting is on December 9, 2006.

Election of Officers for 2007

December Feature: Annual Holiday Party

**January Feature: Your favorite radio purchased from
Jerry Talbott**

Visit our web site at <http://nwvrs.org>.

Next Call Letter Deadline: January 4, 2007.

The *Call Letter* is the official publication of the Northwest Vintage Radio Society. Circulation is limited to the membership and guests of the Society. The Society is not responsible for the material contributed for publication, nor the quality, timeliness, or accuracy of the items or services offered for sale in the SWAP SHOP. By common agreement of the board of directors, the buyer assumes all responsibility for the satisfaction of any transaction.

From the Editor

by *Call Letter* Editor, Rick Walton

The calendar is down to a single entry pointing out the end of another year. For your editor it has been a year full of surprises, sorrows, joys, upheaval — a fairly normal year all-in-all. In some ways, it has been the same for our Society. We've been saddened at the death of members, we've found joy in each others' company (most of the time), we've struggled to get comfortable with a new swap meet location. As usual, we will end the year with a celebration of the season at our holiday party, and sow the seeds of our continuation with the election of officers for the coming year. I hope we'll see many of you there.

The end of the year is also a reminder that dues are due. Your dues assure that the *Call Letter* makes its monthly appearance, that the swap meets are publicized, that we have a meeting place, and that we have liability insurance protection.

This issue is a bit slimmer than last month's, but we have all the usual items including the photos of the little known radios shown last month at the meeting, Voilá, and another of Mike Parker's "In the Shack."

Don't forget that we elect officers for 2007 at this meeting. See the last page for the officer responsibilities.

NWVRS 2007 Calendar of Events

December 9 NWVRS monthly meeting, election of officers, and annual Holiday Party 10 am at the regular meeting location.

A Note of Thanks

Editor's note: The club received this note dated 11/10/06 from Ruth Talbott.

I can not thank you all enough for being at Jerry's service — also the beautiful flowers. Also for all who wrote articles in the Call Letter — the picture was great. I was so glad he was able to be with you all at the Swap Meet and have his best day with you.

Thanks for everything.

God Bless — Ruthie & Boys

NWVRS Meeting Minutes

Tony Hauser for Liles Garcia, 11/11/06

Secretary Liles Garcia called the meeting to order at 10:00am. The President and Vice-President were not in attendance.

Liles asked for a few moments of silence to honor Jerry Talbott who passed away since our last meeting. He thanked the many members who attended Jerry's memorial service the previous Monday.

Reports

Secretary: Tony Hauser read the minutes from the October meeting. Sonny Clutter made an amendment to correctly state that George Kirkwood built (not rebuilt) an Atwater Kent Model 5 that George demonstrated at the October meeting. The minutes were then approved as amended.

Treasurer: Ed Charman reported our current balance as \$790.95. His report was approved as read.

Librarian: John Buchholtz announced that he will not be bringing library books to the December meeting. He said the Library's current holdings include over 100 books, three of which have been out for over six months. He also announced that he will remain the Librarian for now until someone commits to taking it over.

Guest & New Members: Liles asked guest and new members to stand and be recognized. Chris Lam, Duncan Meyers, and John & Louise Beckman introduced themselves to the members.

Good & Welfare

Bill Meloy announced that he was celebrating his 90th birthday. Liles asked all veterans to stand. They received a round of applause.

Old Business

Brian Toon reported that 24 out of 34 tables were rented for the October Swap Meet, which generated \$360 of rent. We spent \$100 to rent the building and made \$92 from the auction. The advertising budget was \$297.80. Brian also has reserved the American Legion hall for next year's sales on the second Saturday of May and October. The members discussed ideas on future sales and advertising options.

Gordon Phillips announced that he will continue getting nametags made for those members who need them. Members are asked to pay \$6 up

front and to write out exactly how they want their names to appear on the nametags.

New Business

Nominations for officers for 2007 were opened. The nominees are: George Kirkwood for President, Dave Brown for Vice-President, Liles Garcia for Secretary, and Ed Charman for Treasurer.

The annual holiday party will be held at the Abernethy Grange immediately following the December meeting. Members were reminded to bring something for the pot luck. Tony Hauser will mail reminders in early December. Cliff Tuttle asked for volunteers to work with George on the decorations and preparations.

Bill Meloy reminded members to consider joining the Abernethy Grange as our future use of the facility may depend on it. Bob Campbell also reminded members to pay their 2007 Society dues.

Cliff asked members if they wanted to have another “trash bash” at next April’s meeting. Members can bring any radio-related ONLY! junk and place it on a trailer. Anything on the trailer is available for anyone to take home with a donation placed in a jar. The proceeds will be used to cover the cost of renting the trailer and fees for dumping the remainder of the unclaimed “junk.” Anything left over will be donated to the society treasury.

Leads & Needs

Whoever has the Society logo banner is asked to please return it ASAP!

Tony announced that all inquiries into the sale of Jerry Talbott’s radio collection be made through his son Rick, and NOT through his wife Ruth. Rick’s contact number is (503)348-9625.

Liles mentioned an auction in Canby on 11/15 will include about 10 plastic radios.

Merlan Kaufman brought in information on the Pavek museum of broadcasting in Minneapolis. The museum’s URL is www.pavekmuseum.org. Information on a wobulator can be found there.

Mike Parker would like to find the intended purpose of a 12E5 triode.

Pat Kagi has a Crosley console model 02CA for sale.

Dick Bixler would like to talk to the buyer of the auction box that contained a heavy black-based code key.

Alan Shadduck would like to know the proper supply and bias voltages for the #40 tubes used in a 1928 Eveready radio model 21.

Radio Display

Ten members discussed eleven of the tube radios they brought that were made by little-known manufacturers. **THERE WILL BE NO DISPLAY AT THE DECEMBER MEETING.** The display at the January meeting will be your favorite radio purchased from Jerry Talbott.

The meeting was adjourned at 11:24am.

Correcting our Memories

by Dick Karman

A few years back I compiled an e-book (distributed on CD) called *Looking Back 30 Years*. It was a lot of fun, but as always, not everything was just right. Recently it was pointed out that the “Looking back at our Presidents” (*Call Letter* Dec. '04) article did not get placed on the CD in it's entirety. The paragraph mentioning our second president, Bob Campbell, was omitted. I apologize. It was certainly not intentional and we hope there are no hard feelings. I will correct the story in the memory book and will e-mail pages 21-23 to Sonny for distribution via e-mail sometime soon. Editor Rick Walton and I wanted to make sure that there were no omissions in our historical records.

This is the list of our presidents for the past 32 years:

Harley Perkins '75	Dan Howard '88 & '89
Bob Campbell '76	Dick Karman '90 & '91
Bob Bilbie '77 (5 months)	Speed Feldschau '92 & '93
Tom James '77 & '78	Ed Pittaway '94
Jim Mason '79	Greg Bonn '95 & '96
Craig Hoaglin '80	Jerry Talbott '97
Don Iverson '81	David Rutland '98
Bill DeVey '82	Charlie Kent '99, '00 & '01
Jerry Talbott '83 & '84	Wendy Johnson-Kent '02
Dick Karman '85 & '86	Cliff Tuttle '03 & '04
Ray Nelson '87	George Kirkwood '05 & '06

The membership of the Society owes a great deal to these folks who have spent their time organizing and agonizing over details of the “club.” They've been the primary movers behind getting the meetings going on time, and all of them have helped the organization as a whole grow to maturity over more than three decades.

Photo Display

Photos by Rick Walton

The "little known radios" shown at the November meeting.



Voxon rear-view mirror
Bob Campbell



Eric Electronics Book
Jay Johnston



Crosley - Tony Ranft



Jackson-Bell Mod. 68
Ken Seymour



Electron (Feldstern-McCusker)
Mike Parker



Travler 55-37
Lloyd Harris



Breting 12 - Bob Ewing



Kenman 5 - Blake Dietze



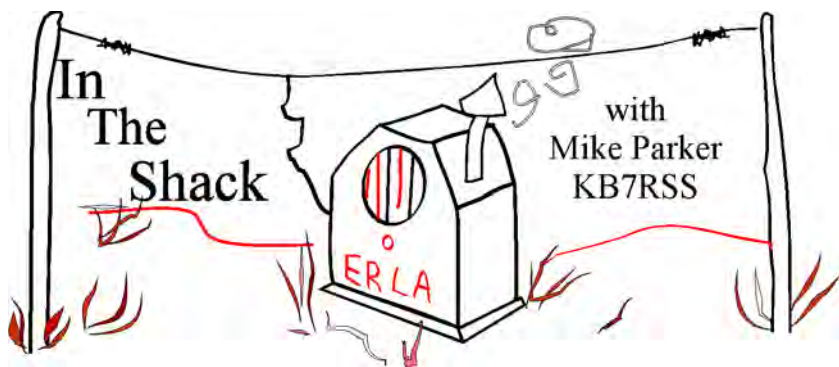
Whitestone - Bill Meloy



Graco - Sonny Clutter



Make unknown
Sonny Clutter



Editor's note: This "In The Shack" article is from the June, 1999 Call Letter!

New Crop of Hybrid Battery Sets

A new crop of "Hybrid" battery sets is emerging up here In The Shack. I never thought that I would become a radio "farmer" but I just can't seem to help it...it is too much fun!

All along, I have been no stranger to these shenanigans but the latest "growth" seemed to start at the radio parts garage clean-out of the late James Mason estate, last Winter.

When I first walked into the garage, somewhat belatedly, my eyes caught an unusual battery set front panel, sitting in a slant front battery set cabinet with a loose 5 tube stripped out sub panel inside of it. The Bakelite front panel was a LONG Radio Works F-5, a 2-dialer with these weird diamond shaped scalloped edge metal vernier dials on it. This was part of a set made by the Long Bros. in Cornelius Or., near Hillsboro, circa 1925. Since I will literally grab anything made by Long or for that matter, anything radio made in Oregon in the 1920's, I threw it in the van, along with the cabinet, (unknown make at the time but later research revealed it to be a THOMPSON Neutrodyne) I also threw in the Bakelite sub panel, make also unknown but perhaps part of the LONG...how did I know? Brian Toon and Myron White and I stared at it, in my van and remarked what a neat looking set that would make, but nothing fit together and would be "non-authentic". Later, Dan Howard told me that he gave the decrepit LONG front panel with dials & condensers to Jim at one time because Jim was always interested in locally made radios. Apparently the panel had spent some time in Howard's attic, previously.

Before that, the LONG panel must have spent some time in a barn or shed, near some dripping water....boy, was it rough! The vernier dials used a friction drive where the knob shaft turned a metal disk inside upon which was printed the numerals and increments. The shafts were missing and the dial faces badly rusted. On the back of the dial disks, what was left of the shafts the variable condensers mount on, had been rusted to a point of no connectivity! The condensers were still mounted on the panel and since it was a 2-dial, one was a double ganged unit to double up 2 of the RF stages. Alas, the condensers were



completely frozen up. The single unit was bent to the point of no alignment ever, without the plates rubbing. It was hopeless.

But that LONG panel, sitting in that slant front case kept haunting me... tormenting me! With that LONG F5 script on it, done in that gothic lettering that is so hard to read. (Where on earth did the Long Bros. ever find that letter engraver? They used it on the next model they made also, the B5, which I have, but that's another story.) Finally I couldn't stand it and vowed to just "make a radio" out of it all.

That is where the challenge began. Things became evident like, the panel is only 17 inches wide and the space for it is 20 inches. I had some Bakelite (and yes it is a trade name, so I capitalize) scraps and took them to my friend Tony to cut on a table saw. That did not work out well and he gave me some plastic (yuk) that was straight cut and black crinkle finished to make the spacers out of. They look good now, but I am ashamed of plastic parts in a vintage looking set!

Then the next hurdle was how to get the vernier dials to function. The edges of the metal discs were so rusty and irregular that I could never friction operate them with a round shaft again. I stuck one of those octagon shaped metal "standoffs" in there with a knob attached and presto! the dial turned although it feels kind of bumpy. I had mentioned that the condenser shafts were rusted nubs. So I mounted some other type condensers on the inside of the panel and was able to attach them out away from the surface enough to be able to drive them with short pieces of 1/4" ID rubber hose! It works! You would have to see this Rube Goldberg affair to believe it...what fun!




Figure 1. The LONG front panel.

Next, I got to work on the sub panel. I had enough extra parts to actually build a 5 tube TRF set from scratch. There I got to use my own imagination, since I have never seen a LONG F5 and none of you probably have either. Using a FRESHMAN Masterpiece schematic, I started in on a month long project and found myself IN THE SHACK a lot of long hours, after work and weekends. It was almost a bigger bite than I could chew but things just kept coming together. I was able to do things like use red cloth covered wire for all the + circuits, black

for – circuits and green for grid circuits. I used binding posts and wire tips to make the front panel completely disconnectable from the sub panel. Things that no radio manufacturer would have bothered with in the 20's. The more I dug through my parts boxes the more stuff I came up with to finish this obsession, a matching set of binding posts, 3 matching spider web TRF coils, a Benjamin springy tube socket for the detector tube, all the old looking 6-32 and 8-32 nickel plated nuts and bolts I could find. A couple of working audio transformers were mounted under the panel.



Figure 2. A view of the interior.

Just as all was ready to hook up and mount in the cabinet, I realized that the front panel looked terrible. It was water spotted and grimy. The lettering was faded and spots were missing. I took all the parts back off of the panel and stripped it down to bare Bakelite. I rubbed it with Liquid Wrench to remove the stubborn grime and worked it over with TR-3 auto polish. This stuff does wonders with old Bakelite and I shined both sides until I could see reflections in it. Small chips and cracks and water damage will not totally disappear but I think it gives it a nice aged look and I can accept that, if it is very clean. I then re-lettered it with a Lacquer Stick and also did the twin grooves that border the outer edge of the panel...this trim was common on some battery sets, notably the FADA 192 and others. It came out looking good so I re-assembled everything and got it ready to test.

Surprise, it worked but would not tune below 970 Kc. and also just like any old unshielded TRF "losser", it oscillated violently if I forced it to. The condensers that I used are straight line capacity type and crowd the stations to one end of the dial. Since the cabinet bears a Neutrodyne tag, I came up with a dual capacitor neutralizing device that is adjustable with knobs inside the set. This helped control the oscillations so I may now have the only LONG Neutrodyne set on the planet!

All in all, it has been a lot of fun to build and operate but what have I really got? A hybrid radio and something the purists would probably regard as totally

absurd, blasphemous, purged, or whatever. But you know, I really don't care, I have a lot of untouched authentic factory built sets and fully respect keeping them that way. Why not have some like this, just for fun?

I do think that someday, when we are all dead and gone this type of set will be in somebody's hands and they may not know that it is a FAKE, and a highly altered FRAUD. I will bring this LONG to a meeting show & tell sometime when we are called to display this type of thing and I can tell you that it takes more than a casual glance to realize that it may not be the genuine article. Therefore, I am considering hiding a small paper inside it saying exactly what it is... a disclaimer, if you will, because I am enough of a purist myself to want to tell somebody in the future, say in the year 2077, that this dam thing is not the real McCoy! That the "genuine" 1925 vintage radio you were high bidder for on E-bay (if there is an E-bay then)... is a SCAM! If some of the silly descriptions I see on E-bay now are any indication... by then they probably wont even know that it is a radio!

Other hybrid radios that are growing here IN THE SHACK are a HEACOCK Radiophone, made in La Grande, Oregon and a Halowat TR-5 3-dial, late series, made in Portland. These will without doubt, become subjects of future articles here.....IN THE SHACK.

I could use some input from you, dear readers, should I...

1. Keep on doing this without a "disclaimer"?
2. Keep on doing this with a "disclaimer"?
3. Quit doing it altogether and leave all that stuff as is.?

I solemnly swear that I will never alter a set so much that it cannot be restored to originality somehow.

QSO you next time... IN THE SHACK

Voilà

...new and recent finds by NVRS members

Compiled by Jay Johnston

Blake Dietze: 1925 Aerodyne Special. At only 18" wide, this 5-tube, slant front TRF will be added to my growing collection of compact 3 dialers. The Aerodyne Company, 1780 Broadway, New York.

Jay Johnston: Emerson "Library" radio. An addition to my collection of book radios, this unit comes in a rare tan color.

Meier & Frank tube box, a generous gift from Bob Campbell

Jeff LaDoe: Grundig 2540 3-band radio purchased from Rudy at the swap meet.

Send word of your latest find to Jay Johnston, withat@msn.com, or by post at 1451 SW Market St., Portland, OR 97201-2555.

Swap Shop

FOR SALE: Thousands of tubes, hundreds of radio parts, panels, meters, surplus, etc. R5-D3 electronic surplus, Bob Lee, 9770 S.E. Stanley Ave., Milwaukie, OR 97222, (503) 513-0410

FOR SALE: \$50 - Sprague TCA-1 Transfarad Capacitor Analyzer. Works fine. Similar (predecessor?) to Tel-Ohmike, leakage measurement is more sensitive but 150V max, schematic and Quick Reference available on BAMA.

\$50 - Weston TV-4/USM-3 tube tester. Works fine. Emission-tests pre-octal, octal, loktal, 7/9 mini, acorn, maybe straight or circle submini, can't remember. Very compact, with chart in an Excel file or printout. Contact Dave Wise,

FOR SALE: **Radio/phono consoles including a Scott 800B, clock radios, Eico oscilloscopes, other stuff. Gotta empty that storage unit! Call Rick Walton, 503-656-4104, or e-mail rwalton@easystreet.com.

WANTED: *Glen Bricker is looking for one of these Crosley cabinets:



Radio Service

These members have indicated they are willing to perform radio repairs:

Roger Brown – (503) 693-6089

Blake Dietze – (360) 944-7172, wb6jhj@ix.netcom.com

Tony Ranft – (360) 944-8489 or ranft@saw.net – General repairs.

Dave Wise – (503) 293-7835, david_wise@phoenix.com

If you are willing to repair radios, give your name, phone and/or e-mail, and any comments to the *Call Letter* editor.

The Northwest Vintage Radio Society is not responsible in any disputes arising from services provided by members listed here. By common agreement of the board of directors, the buyer assumes all responsibility for the satisfaction of any transaction.

Leads and Needs

Questions about restoration of vintage radio? Visit radiolaguy's web site often for this information plus lots of other interesting displays, photo's, virtual museum plus lots of other information on vintage radio and television. Oh, yes,

there are items for sale as well and NVRS members get a substantial discount on most of these items. Thank You, Sonny the Radiola Guy
Visit my vintage radio web site: <http://www.radiolaguy.com>

Officer's Roles

The President

The President shall preside at all regular and special meetings of the membership and the Board of Directors. The President shall set the time and the place of Board of Directors' Meetings. The President has the power to appoint members of committees as appropriate to enhance the activities of the society.

The Vice President

The Vice President shall be responsible for planning and arranging technical and entertaining activities associated with the society's meetings. He serves as chairman of the program committee if such a committee is appointed. He acts as presiding officer at meetings if the President is unavailable.

The Secretary

The Secretary shall be responsible for recording the minutes of every business meeting and for receiving and preparing all of the society's correspondence.

The Treasurer

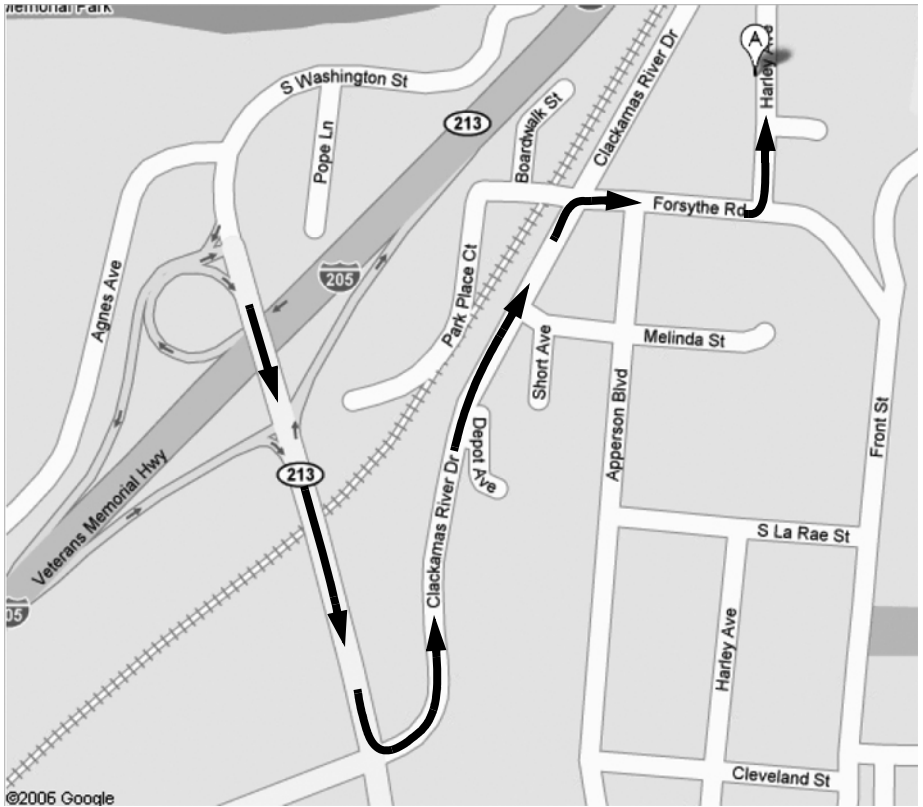
The Treasurer shall be accountable for all funds received and disbursed by the society and shall report all monetary transactions and treasury balance at each regular meeting of the society. The Treasurer shall prepare a list of members in good standing for distribution at the next regular meeting following the annual meeting of the society.

The Board of Directors

The Board of Directors shall consist of the current elected officers of the society plus the immediate past president of the society. The Board of Directors shall direct the care and expenditure of the funds of the society. The Board shall determine a suitable time and place for regular society business meetings.

Meeting Location

Here is a map (thanks to Google Maps) to the Abernethy Grange Hall (the pointer marked "A"), where the Northwest Vintage Society meets the second Saturday of each month. Just follow the arrows on the map.



To get to the Abernethy Grange Hall:

1. Exit I-205 at SR-213 (Exit 10 to Molalla) and head south on 213.
2. At the first intersection (the traffic light), turn left onto Clackamas River Dr.
3. Turn right at Forsythe Rd.
4. Turn left onto Harley Ave. The Grange Hall is on the left about a block and a half.