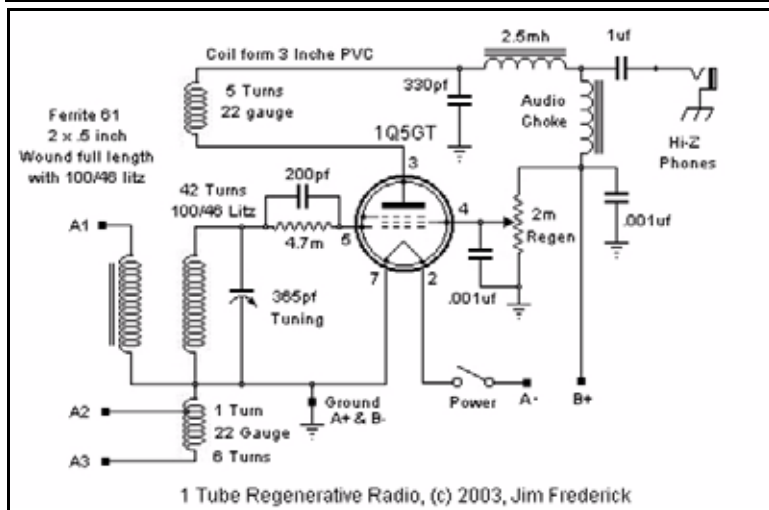
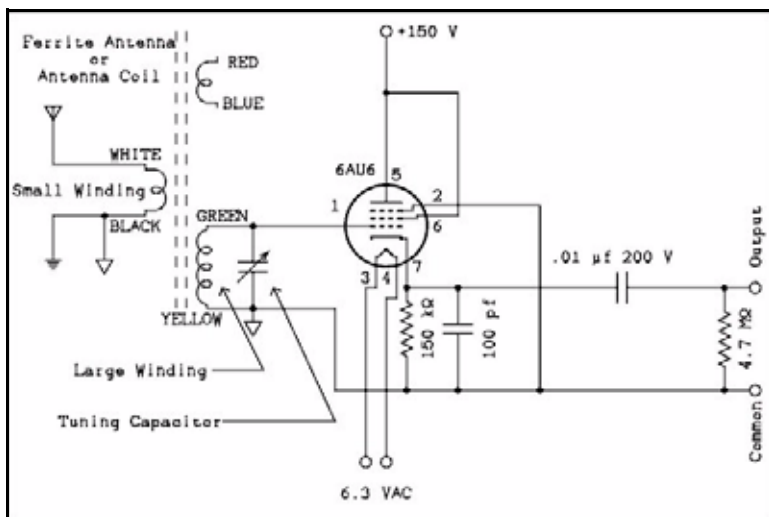


The Call Letter

April, 2006
Vol. 32 — No. 4



The Northwest Vintage Radio Society

Post Office Box 82379
Portland, Oregon 97282-0379

The Northwest Vintage Radio Society is a non-profit historical society incorporated in the State of Oregon. Since 1974 the Society has been dedicated to the preservation and enjoyment of "Vintage radio" and wireless equipment.

Membership in the Society is open to all who are actively interested in historic preservation. The dues are \$25.00 for domestic membership, due on January 1st of each year (prorated quarterly).

The *Call Letter* has been a monthly publication since 1974. It was originated with the founder, Bob Bilbie, and our first president, Harley Perkins. Through several editors and with the assistance of numerous society members, the *Call Letter* has continued to be a publication that informs members of the society's business and that supports the hobby of collecting, preserving, and restoring vintage radios.

Society meetings are held the second Saturday of each month at the Abernethy Grange Hall at 15745 S. Harley Ave. in Oregon City, Oregon. They convene at or about 10 AM for the purpose of displaying radios, conducting Society business, and exchanging information. Guests are welcome at all Society meetings and functions (except board meetings).

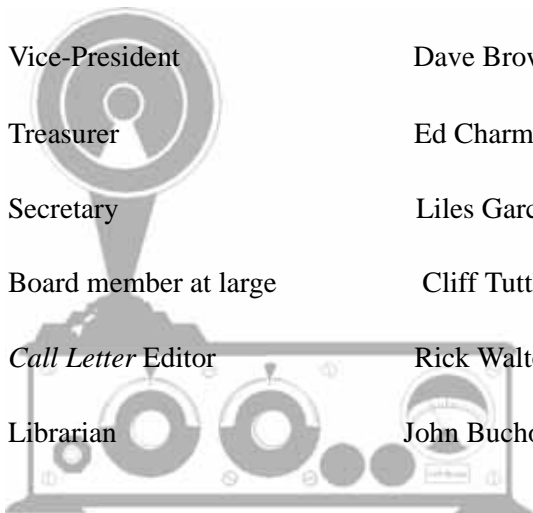
Other Society functions include guest speakers, auctions, radio show, and radio sales which are advertised in the *Call Letter* and are held in and around Portland.

With each issue of the *Call Letter*, we remember Jim Mason, a charter member of the society who remained active until his death in 1999. A generous bequest from Jim's estate ensures the vitality of the Northwest Vintage Radio Society, and continued publication of the *Call Letter*.



Society Officers for 2006:

| | | |
|---------------------------|-----------------|--|
| President | George Kirkwood | (503) 648-4809 radiogeo@hevanet.com |
| Vice-President | Dave Brown | (503) 585-4667 ironradio@qwest.net |
| Treasurer | Ed Charman | (503) 654-7387 |
| Secretary | Liles Garcia | (503) 649-9288 landn2@verizon.net |
| Board member at large | Cliff Tuttle | (503) 666-7005 kiptuttle@aol.com |
| <i>Call Letter</i> Editor | Rick Walton | (503) 284-5648 rwalton@easystreet.com |
| Librarian | John Bucholtz | (360) 693-7135 BonJonBuck@webtv.net |



April 2006

Table of Contents

From the Editor.....2

Roster Update2

NWVRS 2006 Calendar of Events3

NWVRS Meeting Minutes5

Puyallup Ham Fair.....6

Voilà ...new and recent finds by NVRS members8

Photo Display9

A Long Radio Find 11

Swap Meet Table Reservation 12

In The Shack..... 13

New Swap Meet Location 15

Swap Shop 16

On the cover: Two different schematics for one-tube radios, the feature for the April meeting. These diagrams are from just two of the many web sites with one-tube radio information, and are used with the kind permission of their creators.

The next meeting is on April 8, 2006.

Annual dues are now overdue!

April Feature: One-tube radios of any type.

Visit our web site at <http://nwvrs.org>.

Next Call Letter Deadline: May 3, 2006.

The *Call Letter* is the official publication of the Northwest Vintage Radio Society. Circulation is limited to the membership and guests of the Society. The Society is not responsible for the material contributed for publication, nor the quality, timeliness, or accuracy of the items or services offered for sale in the SWAP SHOP. By common agreement of the board of directors, the buyer assumes all responsibility for the satisfaction of any transaction.

From the Editor

by *Call Letter* Editor, Rick Walton

This month's cover, as it occasionally does, highlights the monthly feature. I decided that diagrams of one-tube radios would be appropriate. My thanks to the creators of the diagrams shown on the cover, Jim Frederick W4LF and Max Robinson K4ODS, who graciously consented to their use. You can view Jim's web site at www.hobbytech.com and Max's web site at www.funwithtubes.net. Their sites are just two of the many sites that carry diagrams and plans for building crystal and one-tube receivers.

It is great to have a month in which enough of you submit articles to push the *Call Letter* to a full 16 pages. We have a report by Ron Hershey on the Ham Fair at Puyallup last month. Several of our members took advantage of that event instead of attending the NWVRS meeting. Mark Richardson continues the interest in Long radios with his report of his Long radio find. We continue with the reprints of "In the Shack" with Mike Parker, this month's edition being originally printed in the June 1996 *Call Letter*. Mike explains his efforts to run his Radiola 20 with 01A's instead of 199's. As always, there are meeting minutes, photos of the radios shown at the meeting, Voilá (which occupies a full page this month) and at the back, the Swap Shop.

I want to call your attention to the lead in the Leads and Needs section of the Swap Shop. That lead points out the effectiveness of our web site, especially the value of having a way that someone can be contacted. I received an e-mail from this gentleman because my name has an e-mail address connected with it on the web site. (That may be how I wind up with all those stock tips and "medical" suggestions in my inbox!) Despite the occasional headache that such exposure causes, I'm glad to be able to represent the club.

Along with everything else in this issue, there are some reminders of the upcoming Swap Meet in May. One is the Swap Meet flier on the inside cover, and the other is the Google map pointing out the location of Aurora and explaining how to get there. There are a lot of things that are unknown about this new venue for the Swap Meet and a new, slightly later time in the Spring. I am hopeful that the presence of so many antique stores in Aurora will generate a large number of new customers.

Roster Update

Jerry Talbott has a new e-mail address: lords1st@easystreet.com

NWVRS 2006 Calendar of Events

- April 8** NWVRS monthly meeting 10 am; tailgate swap 8:30.
- April 8** Yakima Amateur Radio Club W7AQ Hamfest 2006 Selah Civic Center, Selah, WA. Info, contact Lindsay Kooser, N7RHW 141 Stark Road #7 Yakima, WA 98908 Phone: 509-965-6612 Email: n7rhw@arrl.net.
- May 6** Stanwood Camano Amateur Radio Club (SCARC) Hamfest, Stanwood Middle School, Stanwood, WA. Contact Vic, N7KRE (360-387-7705). huppert@whidbey.net.
- May 7** O.C.A.R.C. 2nd Annual Flea Market. Orchard City Amateur Radio Club. Kelowna, BC. <http://www.ocarc.ca/2006%20Flea%20market.htm>
- May 13** NWVRS monthly meeting 10 am; tailgate swap 8:30.
- May 20** NWVRS Spring Swap/Sale at Aurora VFW Hall, Aurora, Oregon. *NEW LOCATION!*
- May 27** The Third Annual 145.29 Chili Cookout and Swap Meet. 1055 Erixon St. NE Salem, Oregon, close to I-5. The cost is \$5 and \$10 for families. 12 noon to 3 PM. For information, contact Dan, WA7ABU, wa7abu@arrl.net. <http://www.qsl.net/wa7abu/Chili.html>.
- June 2, 3 & 4** Apple City Radio Club Hamfest, Dryden Gun club. Dryden, WA. Contact Judy, ka7zna@msn.com for information. <http://www.qsl.net/w7td/>
- June 10** NWVRS monthly meeting 10 am; tailgate swap 8:30.
- June 10** Hamfest 2006. Kootenai Amateur Radio Society. Lions Club, Hiway 53, Rathdrum, ID. For more info contact Jim, N7ESU at (208)667-4915 or email n7esu@arrl.net.
- June 16-18** SEA *PAC, Northwestern Division Convention, Seaside, OR Oregon Tualatin Valley ARC <http://www.seapac.org>
- July 8** NWVRS monthly meeting 10 am; tailgate swap 8:30.
- July 14-16** Glacier-Waterton International Peace Park Hamfest July 18-20, 2003, East Glacier, MT. <http://www.gwhamfest.org>

- July 29** Chehalis Valley Amateur Radio Society Hamfest. Lewis County Fair Grounds, Chehalis, WA. Contact John Ellingson, K7OSK, k7osk@boatanchor.com
- August 12** NWVRS monthly meeting 10 am; tailgate swap 8:30.
- August 12** The 10th Annual Greater Portland Insulator Swap — 9999 SE Frenchacres Dr. Portland, OR. 1:00 pm until early evening. No charge. RSVP appreciated so that we can plan the food. Contact Dan Howard (503)659-3520 e-mail: strains@msn.com.
- August 12** Hamfest and Electronics Flea Market, Radio Club of Tacoma; Bethel Junior High School
22001 38th Avenue East, Spanaway, WA
- August 20** Antique Radio Swap Meet — Puget Sound Antique Radio Association. 9 AM to 1 PM. Shoreline museum parking lot. N. 175th & Linden, Avenue, North Seattle.
- September 9** NWVRS monthly meeting 10 am; tailgate swap 8:30.
- September 23** Spokane Hamfest. (ARRL Washington State Convention) University High School, Spokane, WA 99206. <http://www.kbara.org>. Info, contact Betsy Ashleman, N7WRQ, n7wrq@aol.com. (509)448-5821.
- October, 2006** Swap-Toberfest, Polk County Fairgrounds, Rickreall, Oregon. (Ten miles west of Salem). For information, contact n7bud@arrl.net. <http://www.swaptoberfest.net/>
- October 14** NWVRS Fall Swap/Sale at Aurora VFW Hall, Aurora, Oregon.
- October 14** North Kitsap Amateur Radio Club Hamfair. Bremerton, WA. Kitsap Fairgrounds. For information, contact Ron Sefton, N7EM, (360)779-5418, ronsefton@hotmail.com or Horace Ory, (360)779-2215. ory001@comcast.net. <http://www.nkarc.org/hamfest/index.html>.
- October 28** Mount Baker Amateur Radio Club Flea Market, Lynden, WA. Always the last Saturday in October. For information, contact k7iey@netscape.net
- November 11** NWVRS monthly meeting 10 am; tailgate swap 8:30. Nomination of officers for 2007.
- December 9** NWVRS monthly meeting and annual Holiday Party 10 am. Election of officers for 2007.

NWVRS Meeting Minutes

Dave Wise for Liles Garcia, NWVRS Secretary

President George Kirkwood called the March 11, 2006 meeting of the NorthWest Vintage Radio Society to order at 10:00 AM. The minutes from the February meeting were approved as printed in the March Call Letter. Ed Charman gave the Treasurer's report and following a motion by Ed Pittaway to accept, it was approved as provided by Ed. Librarian John Bucholtz reported that our Library is doing fine. President George Kirkwood mentioned that he was given a book, *Flick of the Switch* by McMahon, that he would like to donate. Sonny Clutter commented that there are several version of that book, some of them valuable. There were no guests or new members in attendance.

Old Business

Swap meet: Jerry Talbott reported that about 25 tables upstairs rented, 7 more possible. Blake Dietze has volunteered to do a poster. There was a lengthy discussion about what time the meet should end. A show of hands was called for to decide between 3 and 4 pm, with winning 15 to 8. There was further discussion about loading times and the opening time. A consensus was reached that the flier will announce 10 am as the opening, but the doors will actually open at 9 am. Loading in will start at 7 am. Table fee remains \$15. Those who might want to leave before the closing time can use the lower level tables to avoid possible negative impact on public interest upstairs. The auction will begin at a time to be determined by the way things are going toward the end of the day. It was generally agreed that there will be a lot of experimentation in this new location and lessons to be learned for future meets.

Call Letter CD: Bob Campbell announced that he fixed the problems with the CD, and that they were available, free to all.

Good and Welfare

Cliff announced for those who had not heard that member James Ellsworth passed away last month. George said that Liles sent a card signed by the club.

Sonny pointed out that Jerry Talbott had been in the hospital. Jerry responded the he had suffered a blood clot but that he is getting better.

New Business

Bob Campbell suggested that we give new members a copy of *NWVRS - the first 30 years*. It has the constitution in the back. On CD.

Leads and Needs

Dave Wise needs parts for his Fluke. Dick Dielschneider is looking for 1938 Zenith 12-tube chassis.

Monthly Feature: Three Dialers

Dave Brown - archaeological Atwater Kent 10C

Cliff Tuttle - four Atwater Kents: 10C, 20, 20C Big Box, 24. Cliff gave a brief history along with technical and sales information about each model.

Blake Dietze - two radios: an AC-Dayton XL-20 (1925) with a horn and a newly-made loop antenna; and a "Kenman Five" small 3-dialer. Blake powered up the AC-Dayton to demonstrate its performance.

Joe Beseda - Stewart Warner: Joe described replacing a bad audio transformer, and explained that three of the 01A's are from the Huntley-Draper Drug Company in Oregon City.

George Kirkwood - Melco: George explained that it uses three unusual inductor-capacitor tuning units primarily to get around patents.

Ray Nelson - Grebe MU-1 with chain dial: You tighten three thumbscrews to lock the three dials together. This model has remarkably good audio. It also is sort of a two-bander - it switches when you run the tuning to the end.

Mike Parker - Newland: Made in NY around 1925 and sold by Incandescent Supply Co in Manhattan. Rare. Beautiful etched front panel by Insuline, the first ones to do that kind of etched decoration.

Art Redman - Gold Medal: From NYC. Control layout suggests it's the same as the Newland. Pancake coils. Purchased for \$60 from Joey Tompkins.

For next month, the monthly feature will be one-tube sets of any type.

Tech Talks

Sonny Clutter explained wiring AA5's with a polarized line cord. On sets that return the AC line to the chassis, be sure to put the cold side to the chassis. But be careful - some sets put the switch on the cold side of the line! This can leave the chassis connected to the hot side of the line through the filament string. The fix is to rewire the set to put the switch on the hot wire instead of the cold wire.

Puyallup Ham Fair

by Ron Hershey

On Saturday, March 11, several club members skipped the club meeting and attended the Mike and Key Electronics Show and Fleamarket held at the Western Washington Fairgrounds in Puyallup, Washington. Liles Garcia and I carpooled to search for boatanchors and other desirables. While there we spotted club members Dan and Dick Howard, Mark Richardson, and Brian Toon also scouting for bargains and/or selling rare collectibles.





There were a lot of classic tube communications receivers (affectionately called boatanchors) at this swapmeet compared to previous meets. We saw several Collins sets, lots of Hammarlunds, several Hallicrafters, and various other makes. For those of us who like the older comm sets there was an RME 69 on display and a

couple of rare Pattersons, a PR-15 and a PR-16, for sale. The PR-16 is noted for being the only commercially made radio with parallel rf tubes.

There were also more broadcast band sets for sale this year. There was an Atwater Kent breadboard, a gorgeous six-legged Silver Marshall Console, a bunch of tabletop sets from the 30's and 40's, and a couple battery sets from the 20's. One of the battery sets



followed me home. It was a five tube set, probably home built from a kit, with capacitor/variometer tuning. The tuning capacitor is interesting for two reasons: it was made by Coast Specialty Co. of Portland, Ore., and it has a set of concentric knobs. The outer knob rotates an 11 blade rotor and the inner knob rotates a single blade trimmer.

The two cows heads are mounted over the ticket kiosk at the fair entrance and the porcelain tile calf is stationed outside the main parking lot. I thought they illustrate the rural roots of the fairgrounds.



Voilà

...new and recent finds by NVRs members

Compiled by Sonny Clutter

Pat Kagi: Zenith 6D-516 AM/SW brown bakelite

Belmont 6D111 brown bakelite

RCA 9-C-7FE Pink clock radio

Emerson 641 brown bakelite am radio

Airline 05BR-1535A AM/FM brown bakelite

Westinghouse H-350T7 AM/FM swirly brown bakelite

Sonora 526 brown bakelite AM radio, but the color was listed as Mahogany

Zenith 7J03 AM/FM clock radio. This one is a black bakelite with a factory gray paint job

Ron Hershey: Early 3 tube battery set that has some parts by NORCO and Coast Specialties Co., Portland, Ore. Appears to be factory made or possibly a kit. Found it at the Puyallup ham fest.

Jay Johnston: Shorty shortwave converter. Made in Portland in the 1930s

Full-year (1939) hardback volume of Radio News.

Radio Specialty Mfg. Co. Another piece of Portland manufacture, it is a 10-tube transceiver. Built (probably) in the thirties for the forestry department, and (maybe) seconded to the army in WWII. The wooden cabinet has seen hard times, but the insides look like new.

RCA Victor record cleaner. A promotional piece advertising B&G Radio Sales & Service on North Lombard in Portland.

Sonny Clutter: Early "Crooke's" tube (forerunner of the CRT) Music Master wood bell horn speaker

Rick Walton: All ebay finds, a couple still in transit.

Hoffman BW-601 AM radio - chassis 1301. '60s blonde wood.

Learradio 1642 (I think). Postwar painted bakelite. Needs a dial glass and lots of restoration, but is an interesting set.

Sonora RCU-208 5-tube AC-DC set in Ingraham-like cabinet, but there is no evidence that was actually made by Ingraham.

Abbotsware Z477 Horse radio. Missing only the reins and blanket. My wife, the equestrienne, loves it!

Photo Display

Photos by Rick Walton

Look at all these three-dialers that members brought to the March meeting.



Dave Brown: Unrestored AK 10C



Cliff Tuttle: AK 10C, AK 20,
AK 20C, AK 24



George Kirkwood: Melco



Ray Nelson: Grebe



Joe Beseda: Stewart Warner



Mike Parker: Newlands



Blake Dietze: AC Dayton XL20
Kenman 5



Art Redman: Gold Medal 560

A Long Radio Find

by Mark Richardson

I acquired what appears to be a Long Radio Works 6 tube, 2 band radio from an estate sale in Vancouver WA. I saw a picture of the radio in the estate company's ad. From the poor picture I thought it may have been a wood Crosley table radio. I was surprised when I looked at the back of the radio and found a paper label on the chassis that says "LONG RADIO WORKS standard since 1912 CORNELIUS - - OREGON."



Judging by the tube lineup and repair stickers I believe it was built around 1935. The radio has the following tube lineup: 80, 42, 75, 6D6, 6A7, and 41. The airplane dial has the standard BC band and a shortwave band that covers 6 to 18 MHz. The controls are Volume, Tuning, and Band on the front of the radio. On the rear chassis is a Tone control

and the usual antenna terminals.

The radio was repaired on the following dates by Long Radio Works:

- 75 tube replaced on 4-11-1940, on the paper tube tag.
- 2 electrolytic caps replaced on 1-21-1947 with the initials of G.L.
- 1 electrolytic cap replaced on 2-5-1950.
- 41, 42, and 80 tubes replaced on 7-8-1951, by the paper tags on the tubes.



I showed the radio to Sunny Clutter, and he thought the power transformer had been replaced also. The family that owned the radio must have lived near Cornelius for several years judging by the repair tags.



When I received the radio it had a blown under chassis fuse. I replaced the fuse and powered up the radio with a variac. The radio came to life and received stations on both bands. The dial lamps were burnt out and I replaced them.

One of the electrolytic caps was running warm after the radio had been playing for a time. I replaced the three electrolytic caps in the

radio.

The volume control was noisy and intermittent. I was able to open it up and repair the wiper. After applying Deoxit to the resistor track, it works very smoothly now.

The radio works very well on the bottom of the BC band. This radio has only one trimmer for tracking adjustment. Sensitivity is reduced on the top of the band. The short-wave band receives the upper portion of the BC band in the lower range of the dial. I suspect that the radio may not have ever worked correctly on this band.

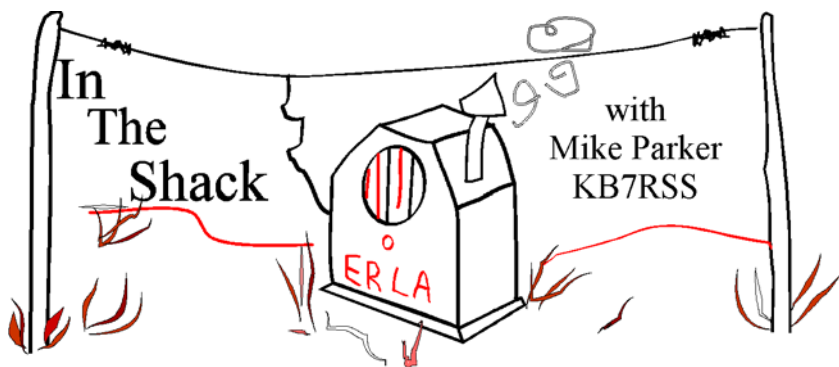


This is the only locally manufactured radio in my collection. I feel lucky to have found it.

Swap Meet Table Reservation

Planning to have a table at the Swap Meet? Be sure to contact Brian Toon at (503)266-5527 for your table reservation or mail this form (or reasonable facsimile) with \$15 to Brian Toon at 1128 N. Manzanita St., Canby, OR 97013.

| | |
|----------------|---------|
| Name: | |
| Address: | |
| Phone: | E-mail: |
| No. of tables: | |
| Need power?: | |



Editor's note: This "In The Shack" article is from the June, 1996 Call Letter.

Run your Radiola 20 on 01 A Tubes

Ahhhhh... The Radiola 20! What a massive hunk of battery operated table radio! The lowest priced new set in the prestigious line of 1925 RCA radios that featured thumb wheel tuning dials on a slanted front panel. The Radiola 20 displaces a full 16 by 19 inches of table space, yet still no real room in the cabinet for the batteries.



A 5-tube tuned radio frequency set, with an additional feature of variable regeneration in the detector stage, the Radiola 20 exists in the shadow of the famous RCA superheterodynes, such as the Radiola 25, 26 and 28, all introduced at the same time.

Perhaps they were truly the Magic Home Music Box that RCA's David Sarnoff had envisioned some years earlier. The new Uni-control tuning dials, with ornate escutcheons, certainly set a new trend in radio style. After all this was the Radio Corporation of America — the flagship of the fleet!

The suggested price was however, somewhat of a show stopper. The Radiola 20, with tubes, could be owned for just \$115; \$133 with a UZ-1325 horn speaker; or a whopping \$390 with an AC powered RCA 104 speaker! That was quite a tidy sum in 1925 dollars. Is it any wonder that folks bought \$60 Freshman 3-dial TRF's by the thousands? Or even built their own?

The Radiola 20 used dry batteries for power, and plenty of them! According to the diagram supplied with the radio, one must have a total of ten batteries. Six 1.5 volt dry cells connected in series parallel comprise the A or filament circuit. It will run on three dry cells, although six are

recommended for more reserve current. Three 45-volt B batteries are required to provide a 135-volt plate voltage, with taps for 90 and 45 volts. One C battery at minus 22.5 volts with a tap for 4.5 volts, is required if the UX-120 final amplifier power tube is to be used.

Imagine all of the space near the receiver just used for batteries alone. A battery cabinet would have been the most practical, but many people just set the batteries on the floor under the radio table, with a mess of wires connected up. It's no different today, with exposed computer cables tolerated, or even enjoyed.

The Radiola 20 incorporated the new UX based four pin dry cell tubes. Four UX-199 Radiotrons with the UX-120 power Radiotron were required. These tubes consumed very little current and were relatively cheap to replace.

So far, so good, low current dry cell tubes, the set powered by dry batteries, thereby no acid spills or recharging heavy storage batteries. A superior TRF regenerative circuit was used to bring in those distant stations, a stylish, trend-setting front panel on a rich wood veneer cabinet made the Radiola 20 easy to look at in any modern home for the twenties.

So what's wrong? Well, I set my Radiola 20 up In the Shack and prepared to hook it up, ready to play. I didn't have 10 batteries for power, but I had battery eliminators. One supplied 45 to 135 volts, so it served as the B supply. I had an A power supply rated at 5 volts.... Wait a minute: 5 volts?

The UX-199/UX-120 tubes required 4.5 volts, maximum. I know it is only half a volt less, but those '99's glow very bright on 5 volts! Besides, I didn't have four good UX-199's or, the even more elusive UX-120. These tubes are scarce and expensive, now, more than 70 years later.

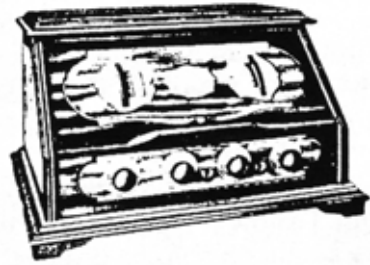
I did have the right number of UX-201-A tubes to make it run, and with a 5 volt supply. So, with no instructions from RCA advising to the contrary, I did the logical thing: I ran my Radiola 20 on 'OIA's.

Well... It worked! The stations tuned in with ample volume and a characteristic regenerative squeal came out when fine tuning with the right thumb wheel dial. The regenerative tuning section uses a novel proximity coil arrangement which actually moves the oscillator coil toward or away from the stationary coil. Two vernier controls on the

lower front panel provide even better fine tuning of the Radiola 20. The filament rheostat didn't seem to mind the 5 volt power at all. They functioned well and no heat or smoke was caused by the larger current demand of the 5 volt tubes.

I began to close the lid... pleased with my new discovery when... Oops! The lid would not close. I found, in order to close the lid, one must use 201-A tubes that measure no more than 3.68 inches. In my case these were Cunningham and Sonatron brands.

You have to look hard for five 201-A's that fit the short description. The short pin OIA's from previous years had a short glass envelope in some cases, but since the Radiola 20 does not use bayonet base sockets, the short pin tubes do not stay in the sockets very well. Another alternatives would be to use five type 30 triodes with a 2 volt filament supply, but I didn't try this.



RCA Radiola 20

Yes, I'll admit the whole endeavor was rather trivial but, one of the goals of this writer is to bring the obscure to your attention. The Radiola 20 is a good quality set and fun to play with. I will consider other oddities in the future.

See you next time — In the Shack.

New Swap Meet Location

Map by Google

Here is a map to Aurora. The American Legion hall is just off of Highway 99E at the corner of 3rd and Main Street NE. Exits off I-5 to Aurora are clearly marked from either direction. Really, you can't miss it.



Swap Shop

FOR SALE: Thousands of tubes, hundreds of radio parts, panels, meters, surplus, etc. R5-D3 electronic surplus, Bob Lee, 9770 S.E. Stanley Ave., Milwaukie, OR 97222, (503) 513-0410

FOR SALE: Radio-TV Service signs: RCA, metal-\$100, Sylvania, metal-\$100, and a Sylvania dealers banner-\$75. Contact Jerry Talbott at (lords1st@easystreet.com) for more details and pictures.

FOR SALE: Four large table top radios, 1937 Arvin 818 (8 tube) tuning eye set-\$100, 1941 RCA Q44 (12 tube) tuning eye, 8 band set-\$175, 1941 Zenith 7J045T 8 band set-\$175, 1946 Emerson 524 (10 tube) 4 band set-\$100. Jerry Talbott (Phone-503-538-4041) Email (lords1st@easystreet.com)

FOR SALE: **Tubes, NOS. All tested on a mutual conductance tester. Many of each of the following types available: 6BQ5 @ \$20; 6SN7 @ \$18; 6V6 @ \$18; 12AX7 @ \$20. Contact Damon Vandehey, 503-481-9344.

FOR SALE: **Triplett Tube Tester, Model 1210A. \$50 OBO. Damon Vandehey 503-481-9344 (work) or 503-259-9129 (message).

WANTED: A Pilot Superwasp radio complete. I will pay top dollar. R Campbell hm11cc@aol.com

Radio Service

These members have indicated they are willing to perform radio repairs:

Roger Brown – (503) 693-6089

Blake Dietze – (360) 944-7172, wb6jhh@ix.netcom.com

Tony Ranft – (360) 944-8489 or ranft@saw.net – General repairs.

Dave Wise – (503) 293-7835, david_wise@phoenix.com

If you are willing to repair radios, give your name, phone and/or e-mail, and any comments to the *Call Letter* editor.

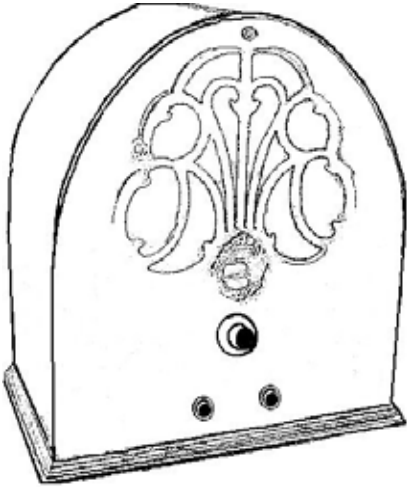
The Northwest Vintage Radio Society is not responsible in any disputes arising from services provided by members listed here. By common agreement of the board of directors, the buyer assumes all responsibility for the satisfaction of any transaction.

Leads and Needs

Questions about restoration of vintage radio? Visit radiolaguy's web site often for this information plus lots of other interesting displays, photo's, virtual museum plus lots of other information on vintage radio and television. Oh, yes, there are items for sale as well and NVRS members get a substantial discount on most of these items. Thank You, Sonny the Radiola Guy
Visit my vintage radio web site: <http://www.radiolaguy.com>

LEAD from Mike: I would like to find a good home for two boxes of new resistors and capacitors, a few old radio books, a Wards Airline model 14BR – 912A that works and is in pretty good shape, and a Sylvania table model (vacuum tube) from the 50's and doesn't work. I'm more interested in finding a good home for the radios than making any money on them. My phone number is 503-293-1712. E-mail: Fagan2694@netzero.net

VINTAGE RADIO SALE



AND

SWAP MEET

10 AM - 4 PM
Saturday, May 20

American Legion Hall
Corner 3rd & Main
Aurora, Oregon

For information contact:
Jerry Talbott (503)538-4041 or
Brian Toon (503)266-5527


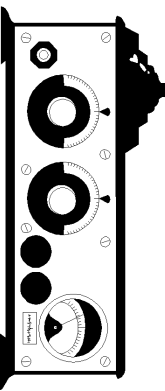
www.nwvrs.org

Presented by





NW Vintage Radio Society
P.O. Box 82379
Portland, Oregon 97282-0379



FIRST CLASS MAIL