

THE HORN SPEAKER


THE NEWSPAPER FOR THE HOBBYIST OF VINTAGE ELECTRONICS AND SOUND

“Scanning

WITHOUT a DISC

The “MAN IN THE MOON”

Philo T. Farnsworth and a television transmitter employing the electrical system which he invented and which is described in this article



Much interest has been evinced in the Farnsworth system of television because of its many unusual features. The Farnsworth system probably offers television experimenters more food for thought and study than any of the other systems to date, for which reason this article should be of more than usual interest

By Arthur H. Halloran

Dear Man in the Moon: I am a little boy nine years old and I listen on my wireless every night you talk. As we have numerous stars shining over our house. I wish you would name one of them after me. My house is on the corner of John Street and Franklin Avenue.
—HAROLD A. HERBERT

THAT is the way the letters are coming in to the Man in the Moon. Little Harold was so anxious to have a star named after him that he went out and looked up and sure enough—right over his house—there were many stars shining. So Harold wrote the great and wonderful Man in the Moon and told him exactly where his house was located.

This great and wonderful man, who is known to thousands of children, lives in Newark, New Jersey. Twice a week he gives children the newest and most successful kind of juvenile entertainment—a bed-time story by radio. Tonight thousands of children will want to hear what the Man in the Moon has to say, and when he comes away down from the moon and talks to them in their own home they will be as happy as only children can be. One mother wrote in that her little girl—we will call her Sarah Smith—would not eat her oatmeal and could the Man in the Moon help her out? That night the Man in the Moon spoke into the transmitter:

“Is Sarah Smith listening? Well, the Man in the Moon wants to tell Sarah that she must eat her oatmeal if she wants to grow up to be big and strong. That is what the Man in the Moon says to Sarah.”

A few days later the Man in the Moon received a letter from the girl's mother saying that Sarah was practically living on oatmeal!

That is how impressive the radio is to children. Thousands of letters pour in from children. In fact, the Man in the Moon has received as many as 1,800 letters in one week.

Who is this Man in the Moon who is bringing joy into the lives of so many

FOLLOWING his announcement before the Federal Radio Commission that he is actually transmitting a 200-line moving picture along a 6-kilocycle channel, Philo T. Farnsworth has now authorized this explanation of the principles which he employs.

A youthful chief engineer of Television Laboratories, Inc., backed by a group of financiers at San Francisco, Philo T. Farnsworth has made what some have termed greater progress in solving the basic problems of television than has any other research investigator in the world. Discarding the revolving disk scanner as being too clumsy and too crude for the job, he scans a scene at the transmitter and at the receiver with a cathode ray beam. The two rays are kept in exact step by means of a control current which is transmitted along with the currents which reproduce the moving picture. Whenever a ten-kilocycle channel is allocated for his work, he can readily transmit a 400-line picture.

When this feat, which is accomplished with inexpensive equipment, is compared with the 72-line picture for which contemporary experimenters require a 40-kilocycle channel, it may be realized that television is progressing rapidly. Negotiations which are now under way may result in the availability of this receiver system for home use before the end of this year. Consequently the readers of RADIO NEWS will want to know how and why it works.

Perhaps the easiest way to acquire this knowledge is to follow through the simplified circuit diagram shown in Figure 1. This diagram illustrates a specialized and limited case which has been set up to facilitate an explanation. It by no means defines the entire procedure nor shows the various other means whereby Mr. Farnsworth is able to transmit radio movies without the necessity of modulating a carrier. So with the understanding that it merely typifies one of a great variety of methods, let us follow it through.

An optical image of a moving object 5 is focused through a lens 3 on to a silvered mirror 6, this being coated with a material which emits electrons when exposed to light. These parts constitute a sensitive photo-cell of a vacuum type, enclosed in a cylindrical glass tube 1. The mirror 6 is the cathode. Closely adjacent and parallel to it is an anode 7,

which is maintained 500-volts positive with reference to 6, by means of a direct-current source 8. The anode consists of a finely-woven wire cloth through whose interstices the liberated electrons are projected into the equi-potential space formed by the shield 10.

Sweeping across the equi-potential space are two electromagnetic fields which are set up by “saw-tooth” alternating currents, in two sets of coils placed at right angles around the tube. When one set of coils, diagrammatically represented by 15, is supplied with a 16-cycle current from an oscillator 16, it causes a magnetic field to sweep vertically across the tube 16 times per second. When the other set of coils, which is not shown in the diagram but which can be seen in the perspective view in Figure 2, is supplied with a 3000-cycle

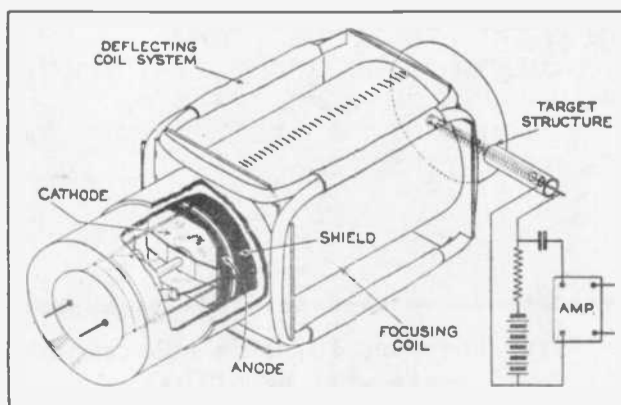


Figure 2. The actual appearance of the “Dissector Tube” employed in the Farnsworth system and, below, a perspective drawing of the tube showing the design details

(Continued on page 5)

(Continued on page 3)

TUBES- Data

I felt the need to write an inventory program to keep track of my early vacuum tubes on a micro-computer. Every commercial inventory program I considered used random access filing, which meant they went hunting through the disk for every item sought. The result in this application is SLOW. All I wanted to know about each tube type was how many I had.

The program on the enclosed listing was written for the Apple II computer. It recognizes tube types from a Canadian Westinghouse tube manual of the 1950's. I omitted the G and GT designations for glass tubes resulting in 846 types. When a tube type is entered, the program matches it against a list and adds or deletes a count against that item, depending on the instruction given. The user can also query the quantity of a particular tube in inventory or direct the entire inventory to be listed to a printer. The program runs rapidly because the entire inventory is located in a single sequential file, which is read once at the beginning of a session and saved once at the end if it has been modified.

```

10 REM INVENTORY PROGRAM FOR VACUUM TUBES
15 REM RECORDS TUBES OF TYPES LISTED IN THE
17 REM CANADIAN WESTINGHOUSE 1955 TUBE MANUAL.
20 REM BY R. MURRAY, APRIL 1984
30 REM *****
41 X = 571: REM TOP OF LIST WITH 1 DIGIT VOLTAGE (908)
43 Y = 837: REM TOP OF LIST WITH 2 DIGIT VOLTAGE (89)
44 Z = 846: REM TOP OF LIST
45 C = - 936:D# = CHR# (4)
50 DIM TYPE$(1000),NBR(1000)
60 FOR I = 1 TO Z
70 READ TYPE$(I)
80 NEXT I
90 DATA 00A,01A,0A4,0Y4,0Z4,0Z4A,1A3,1A4F,1A4T,1A5,1A6,1A7,1AB5,1AB6,1AC5,1AC6,
1AD4,1AD5,1AE4,1AE5,1AF4,1AF5,1AG4,1AH4
100 DATA 1AH5,1AJ4,1AJ5,1AK4,1AK5,1AX2,1B3,1B4,1B5,1B7,1B8,1C3,1C5,1C6,1C7,1C8,
1D3,1D5,1D7,1D8,1E3,1E4,1E5,1E7
110 DATA 1E8,1F4,1F5,1F6,1F7,1G4,1G5,1G6,1H4,1H5,1H6,1J5,1J6,1L4,1L6,1LA4,1LA6,
1LB4,1LB6,1LC5,1LC6,1LD5,1LE3,1LE5,1LG5
120 DATA 1LH4,1LNS,1M3,1N5,1N6,1P5,1Q5,1Q6,1R4,1R5,1S4,1S5,1S6,1SA6,1SB6,1T2,1T
4,1T5,1T6,1U4,1U5,1U6,1V,1V2
130 DATA 1V5,1V6,1W4,1W5,1X2,1X2A,1X2B,1Y2,1Z2,2A3,2A4,2A5,2A6,2A7,2AF4,2B7,2C4
,2C21,2C22,2C51,2C52,2D21,2E5,2E30
140 DATA 2E31,2E35,2E41,2G21,2S45,2T4,2V2,2V3,2W3,2X2,2Y2,2Z2,3A2,3A3,3A4,3A5,3
A6,3AL5,3AL6,3AV6,3B2,3B4,3B5,3B7
150 DATA 3BA6,3BC5,3BE6,3BN6,3BY6,3BZ6,3C4,3C5,3C6,3CB6,3CF6,3CS6,3D6,3DT6,3E5,
3E6,3LE4,3LF4,3O4,3O5,3S4,3V4,4A6,4BC8
160 DATA 4BQ7A,4BS8,4BZ7,4BZ8,4CX7,5A6,5AMB,5AN8,5AQ5,5AS4,5AS8,5AT8,5AU4,5AV8,
5AW4,5AX4,5AZ4,5B8,5BE8,5BF7A,5BR8,5BT8,5CL6,5CM8,5J6
170 DATA 5F6,5F4,5T4,5T8,5U4,5U8,5V4,5V6,5W4,5X3,5X4,5X8,5Y3,5Y4,5Z3,5Z4,6A3,6A
4,6A5,6A6,6A7,6A8,6AB4,6AB5,6AB6,6AB7,6AB8,6AC5,6AC6,6AC7,6AD4,6AD5,6AD6
180 DATA 6AD7,6AD8,6AE5,6AE6,6AE7,6AE8,6AF4,6AF5,6AF6,6AF7,6AG5,6AG6,6AG7,6AH4,
6AH5,6AH6,6AH7,6AJ4,6AJ5,6AJ7,6AJ8,6AK4,6AK5,6AK6
190 DATA 6AK7,6AK8,6AL5,6AL6,6AL7,6AM4,6AM5,6AM6,6AM8,6AN4,6AN5,6AN6,6AN7,6AN8,
6AQ4,6AQ5,6AQ6,6AQ7,6AQ8,6AR5,6AR6,6AR7,6AR8,6AS4
200 DATA 6ASS,6AS6,6AS7,6AS8,6AT6,6AT8,6AU4,6AU5,6AU6,6AUB,6AV4,6AV5,6AV6,6AW7,
6AW8,6AX4,6AX5,6AX6,6AX7,6AX8,6AZ5,6AZ6
210 DATA 6AZ8,6B1,6B4,6B5,6B6,6B7,6B8,6BA4,6BA5,6BA6,6BA7,6BA8,6BC4,6BC5,6BC7,6
BD4,6BD5,6BD6,6BD7,6BE6,6BE7,6BE8,6BF5
220 DATA 6BF6,6BF7,6BG6,6BG7,6BH5,6BH6,6BH8,6BJ5,6BJ6,6BJ7,6BJ8,6BK4,6BK5,6BK6,
6BK7,6BL4,6BL7,6BM5,6BN5,6BN6,6BN7,6BN8
230 DATA 6BQ6,6BQ7,6BR7,6BR8,6BS5,6BS7,6BS8,6B14,6BT6,6BT8,6BU5,6BU6,6BV7,6BW4,
6BW6,6BW7,6BX4,6BX6,6BX7,6BY4,6BY5
240 DATA 6BY6,6BY7,6BZ6,6BZ7,6BZ8,6C4,6C5,6C6,6C7,6C8,6CA5,6CB5,6CB6,6CD6,6CF6,
6CG6,6CG7,6CH6,6CJ5,6CJ6,6CK5,6CF6,6CL5,6CL6
250 DATA 6CL8,6CM6,6CM7,6CM8,6CN6,6CN7,6CQ6,6CR5,6CR6,6CS6,6CS7,6CU6,6CX7,6D4,6
D6,6D7,6D8,6DA6,6DB6,6DC6,6DE6,6DN6,6DQ6,6DR6
260 DATA 6DT6,6E5,6E6,6E7,6E8,6F4,6F5,6F6,6F7,6F8,6G5,6G6,6H4,6H5,6H6,6H8,6J4,6
J5,6J6,6J7,6J8,6K4,6K5,6K6
270 DATA 6K7,6K8,6L4,6L5,6L6,6L7,6M5,6M8,6N4,6N5,6N6,6N7,6N8,6P5,6F7,6F8,6Q4,6Q
5,6Q6,6Q7,6R4,6R6,6F7,6R8
280 DATA 6S4,6S5,6S6,6S7,6S8,6SA7,6SB7,6SC7,6SD7,6SE7,6SF5,6SF7,6SG7,6SH7,6SJ7,
6S17,6SL7,6SN7,6SQ7,6SP7,6SS7,6ST7,6SU7
290 DATA 6SV7,6SZ7,6T4,6T5,6T6,6T7,6T8,6U3,6U4,6U5,6U6,6U7,6U8,6V3,6V4,6V5,6V6,
6V7,6V8,6W2,6W4,6W5,6W6,6W7
300 DATA 6X2,6X4,6X5,6X6,6X8,6Y3,6Y5,6Y6,6Y7,6Z4,6Z5,6Z7,6ZY5,6Z84,7A4,7A5,7A6,
7A7,7A8,7AB7,7AD7,7AF7,7AG7,7AH7
310 DATA 7AJ7,7AF7,7AN7,7AU7,7B4,7B5,7B6,7B7,7B8,7C4,7C5,7C6,7C7,7E5,7E6,7E7,7F
7,7F6,7FBW,7G7,7G6,7H7,7J7,7K7
320 DATA 7L7,7N7,7Q7,7R7,7S7,7T7,7V7,7W7,7X6,7X7,7Y4,7Z4,9A8,9AQ8,9BM5,9BW6,9U
6,10,11,12A,12A4,12A5,12A6

```

(Continued on page 7)

RENEW NOW ----- After November 15, 1984 subscription to THE HORN SPEAKER will
be \$10.00 yearly --- 2 years will be \$17.00

POSTAL IDENTIFICATION STATE- Meadow Drive, Dallas, Texas MASTER: SEND ADDRESS CHANGES TO
MENT The Horn Speaker (USPS 75217. Subscription rates are MAIL ADDRESS: THE HORN SPEAKER,
956120) is published monthly, \$8.50 per year, \$15.00 for two P. O. BOX 53012, DALLAS, TX
except July and August by Jim years. Second class postage 75253-0012.
Cranshaw, N5PSL, 9820 Silver paid at Dallas, Texas. POST- (ISSN 2537-1430)

children? Where is he? And what does he do between moons?

This is where the disillusioning part begins. He is William F. B. McNeary—a bachelor. But we mustn't hold that against him. For that matter, so is Santa Claus. The Man in the Moon, in real life, is the last person in the world that you would ever think of as being the greatest radio story teller for children. To part the curtains a little more: a person would probably think of him as being a kindly old gentleman walking slowly down the street, cane in hand, possibly on his way to feed the pigeons; but this is not the Man in the Moon. No indeed. Instead of that he used to be a detective.

During the war he was in Russia and Poland in the United States intelligence service—and it is due to that fact that we now have the Man in the Moon stories. It came about more by accident than anything else. In Poland he was living with a Russian family, and in the family was a daughter who could speak fluent English. She used to tell Mr. McNeary fairy stories and folk stories that her nurse had told her. These stories interested Mr. McNeary and he encouraged her to tell him more. And so she did. After a time he came back to the United States and, severing his connection with the intelligence office which he had joined as a war time measure, looked around for a job, as so many men had to do on their return. One evening

he went to visit a friend near Newark who had a radio outfit and McNeary was invited to listen in. He knew nothing about radio. With idle curiosity he put on the headpiece.

"Who wants to buy a variometer? Who wants to buy a variometer?"

That was all he could hear. He had expected sweet music and instead of that all he could hear was some bug wanting to dispose of his variometer. He kept repeating it over and over and giving his call number. Then suddenly, as McNeary listened, an idea hit him: Why not put a newspaper into the air with all features—news, sports, editorial, comment, fashions—in short, everything from front page to back?

It was a hazy idea, but the more he thought about hooking up with a newspaper with this queer unknown thing called "radio" the better he liked it. Before he had gone abroad for the Government he had been a member of the editorial staff of the Newark Sunday Call, so he put up the idea to the editors.

But how could they send messages? Where could they be sent from? How much would it cost? He had about as much idea as the man in the moon. But the paper was interested. So he took his idea to the Westinghouse Company in Newark, but it had no sending station; only the one in Pittsburgh. At last a hook-up was agreed upon and the Westinghouse Company established a broadcasting station. He would announce in his paper what could be heard

Wish to thank you for having a star for me which you did a few weeks ago. You had my name printed in the Sunday Call as Lois Mc Muller and I hope you didn't name a boy star for me as my name is Lois Mc Muller and I am a girl

I am going to be seven years old on Friday March 3rd and my Aunt Caroline in Jersey City gave me a little boy ferried school weeks old for my birthday. I call him Buster. If you have any more dog stars left I wish you would name one for Buster.

I listen in to your stories every Tuesday and Friday nights and I haven't heard you name any doll stars. If you have any I would like to have you name one for my doll Janice and one for my walking doll Lois.

Please stand by for the party.

This is Lois Mc Muller signing off.

Good Evening.


S.S. My daddy is writing this for me.

A MIX-UP IN THE HEAVENS

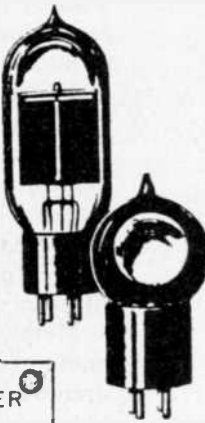
If the Man in the Moon named a boy-star after little Lois—who is a girl—there will have to be a lot of explaining done and the astronomical charts will have to be made over completely.

and the night that the company would broadcast it.



At once his talk became a success. Newark became the center of the radio industry. But what to send? That was the question and a stumper it was. At first he sent out weather reports, sermons, news brevities, music records. But the big idea hadn't yet come along.




PUETT ELECTRONICS



P.O. BOX 28572 DALLAS TX 75228



FOR SALE
NO REASONABLE
OFFER REFUSED!

SHORT WAVE RECEIVER
TYPE S.E. 1012
MADE FOR NAVY DEPT.(U.S.E.)
BY
W.N.Y.
1918
RANGE 50 TO 1000M SERIAL # W26

NAMEPLATE ON SIDE OF
S.E. 1012 UNIT

TYPE S.E. 1012 SHORT WAVE RECEIVER AND TYPE S.E. 1000 TWO-STAGE AUDIO AMPLIFIER UNIT MADE FOR U.S. NAVY BUREAU OF STEAM ENGINEERING IN 1918. THESE UNITS ARE PROTOTYPES, BELIEVED TO BE ONE OF THIRTY FIVE MADE AND TESTED BY THE U.S. NAVY BEFORE THE CONTRACT WAS AWARDED TO WESTINGHOUSE FOR THE MANUFACTURING OF THE TYPE S.E. 1012A AND S.E. 1000A EQUIPMENT. THIS SET BEARS THE SERIAL NUMBER W26 AND WAS HAND CRAFTED BY THE WASHINGTON, D.C. NAVY YARD (W.N.B.). THESE UNITS ARE DOCUMENTED IN "HISTORY OF COMMUNICATIONS - ELECTRONICS IN THE UNITED STATES NAVY" BY CAPTAIN L.S. HOWETH, USN (RETIRED) 1963 UNDER THE AUSPICES OF BUREAU OF SHIPS AND OFFICE OF NAVAL HISTORY, WASHINGTON, D.C. ON PAGES 602 AND 603 OF THAT BOOK. A COPY OF THIS BOOK WILL BE PROVIDED TO THE PURCHASER OF THIS EQUIPMENT. THE FREQUENCY COVERAGE OF THE TYPE S.E. 1012 IS FROM 50 TO 1000 METERS (300KHz TO 6MHz). THE EQUIPMENT WAS USED FOR SHIP, SHORE AND AIR-CRAFT RECEPTION. WE BELIEVE THIS SET TO BE THE ONLY EXISTING PROTOTYPE OF ITS KIND. THERE ARE A FEW TYPE S.E. 1012A AND S.E. 1000A SETS IN COLLECTIONS, BUT, WE HAVE BEEN INFORMED THAT THIS IS ONE OF A KIND IN THAT IT IS A PROTOTYPE. CALL J.W.F. PUETT FROM 8:00 AM TO 10:00 PM CENTRAL STANDARD TIME (214) 321-0927 OR 327-8721 FOR ADDITIONAL INFORMATION.

Then he hit upon the idea of broadcasting a bed time story for children.

The wisecracks in the game nearly laughed themselves sick. Who in the world would want to listen to a silly sandman story? But McNeary stuck to it. By this time he was radio editor of the *Sunday Call*, and found himself put to it for time. But he was not able to get any one else to tell the bed time stories so it fell to his lot to get up one himself. He hadn't the slightest idea for one—and then he remembered the stories he had heard in Poland. He picked out one and then thought of the name the Man in the Moon—and that night he put it on the radio.

A few letters came in reply. Next week he tried it again—and more letters came in. Soon his paper was getting more Man in the Moon letters than any other kind.

The first Man in the Moon story was told in October, 1921; after a time their popularity was such that they had to be moved up to two a week, and thus they stand to-day. But soon the supply of Russian fairy stories ran out; McNeary was now busy scratching around getting out his radio department—and yet the stories must be done. Finally arrangements were made for Miss Josephine Lawrence, editor of the children's page of the *Sunday Call*, to write the stories—and thus it is being done to-day. At seven o'clock Tuesday and Friday nights each week, McNeary takes the story in manuscript form, goes to the Westinghouse broadcasting station and there puts it into the air.

Imitators soon sprang up, until now bed time stories are being sent out by eight broadcasting stations in the United States, but Mr. McNeary remains the original Man in the Moon. He has had the title copyrighted so that there is little danger of the moon ever becoming full of men.

Merely telling stories wasn't enough, so another idea struck him. For the children who were good he named a star after them—and that day assured the success of bed time stories by radio.

The children went wild about it. How wonderful it was to think that the man in the moon had named a star after them—and that it would twinkle as long as the child was good! It beat a shoe-horn or a hairbrush all hollow. It became the new way to correct children. Immediately the children fell in with it and the Man in the Moon became a person more wonderful than Santa Claus—for Santa Claus comes only once a year. Now there are thousands of children in the United States who, if they had to choose between Santa Claus and the Man in the Moon, would probably give their fond and dotting parents a surprise.

What amusing, ingenuous stories the letters tell! How they reach the heart! We wish we had more space for them, but as we have not we will have to cut them short.

IN ONE WEEK HE RECEIVED
1800 LETTERS FROM CHILDREN

Santa Claus comes but once a year. But the Man in the Moon (alias W. F. B. McNeary) comes by radio twice a week.



From a photograph made for POPULAR RADIO

I am sending you a few lines to ask you if you have three more stars left of which you can name one for me and one for my little sister and brother. My name is Emma Clodius and my sister's name is Hazel Clodius and my brother's name is Henry Clodius.

EMMA, HAZEL and HENRY CLODIUS

What a hurry they were in to write to the Man in the Moon before all the stars were gone!

I have a little cousin whose name is Peggy Chapman, and she lives in Jersey City. She listens and loves your stories too, just as I do, and she wishes you would name a star for her, but she is so bashful that she wouldn't ask you.

ROBERT STORK

I have a little sister named Natalie. Would you please name a baby star after her.

NORMA MATTE

We listen to your stories every Tuesday and Friday night. I live with my grandma on Princeton Street. My uncle has a wireless set and lets me use it. My uncle is fourteen years old.

JENNIE MAY NELSON

Won't you please name a star after me? It need n't be a very large one, as I am only seven years old. If you have any tiny stars left up there you might name one for my baby sister, Elaine. She can't hear your stories, for she must go to bed at six o'clock, but I know she would like to have a star for her very own.

JANE LORSON

What a wonderful feeling it must be to have a star of your very own!

My name is William Terry, but I like to be called "Bill Soldier," because I like horses. I am just four years old, but I will be five on August 11th, 1922.

WILLIAM TERRY

What a long time Bill will have to wait to be almost a man—until August 11th.

My brother Vincent and myself would be very proud to have stars named after us and hope you will name them this Friday. We have a baby sister named Anita, but as she only came from the stars three months ago, I guess she isn't very anxious to have a star named for her. Are you so busy naming stars that you can't find time to shine any more? It seems like a long time since we saw you shining in the sky.

THEODORE and VINCENT BROWN

I am getting my sister to write and ask if you will name a star for me, as I am a little boy seven years old and have no mother or father and I am sure that if I hear my name over the wireless it will make me happy.

ARTHUR DULL

What a story in this! It could serve as a fiction writer's inspiration—the little boy whose father and mother are dead and who would be happy if he had a star named after him—a star from up where they are! It almost brings a tear to one's eye to think of the tragedy in the home—and the little boy so anxiously waiting for his star.

Note and Personal: I can tell you, little girls, little boys, if you ever read this article, that the Man in the Moon is real. I have seen him. He lives and eats and has to go to bed just the same as anybody else does. He is a nice man and he wants to name a star after every good boy and girl. If it takes him a long time to get to you it will be because he has so many, many friends. Just keep right on believing in him—and some day there will be a star twinkling for you.

P. S. Don't worry. He says that he has lots and lots and lots of stars that have never been used.

Good night, I must stand by.

"Scanning" Without a Disc

RADIO NEWS FOR MAY, 1931

999

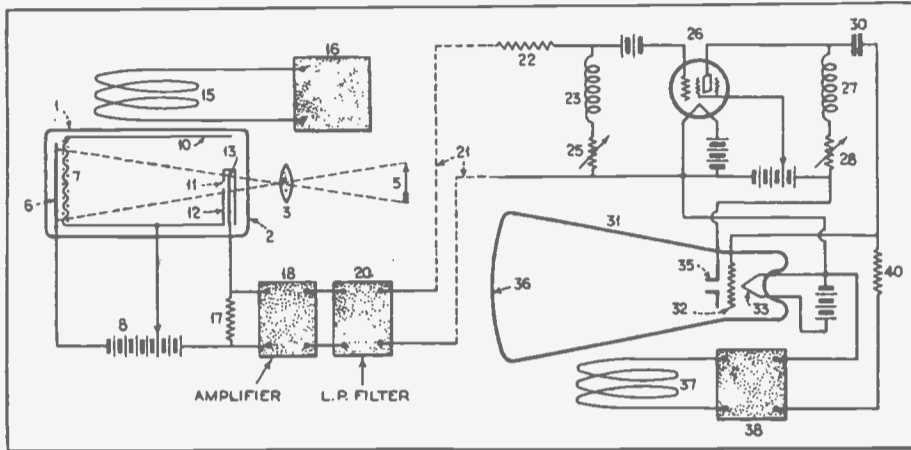


Figure 1. The simplified schematic layout of the Farnsworth system for narrow band transmission of moving pictures. The portion to the left of the dotted connecting lines is the transmitter while the receiver is to the right

THE Farnsworth developments mark another step in the forward march of television, bringing still closer the practical reality of television in the home



An unretouched photograph of an image transmitted over the Farnsworth system. The screen effect shown here is the result of the printing and did not appear in the photographic print from which the cut was made

current a magnetic field is swept horizontally across the tube 3000 times per second. Their resultant effect upon the electrons in the equi-potential space is to form them into a cathode ray image which successively issues from each tiny element of picture area. This cathode ray is then magnetically focused through the small aperture 11 onto the target or electron collector 13.

Hereon is produced a random series of electrical pulses, each having a square front wave $(200)^2 \times 16 \div 2 = 320,000$ cycles in width. Each pulse corresponds to an instantaneous change in light intensity in each element of area which is successively scanned by the cathode ray. The variations in light intensity are thus converted into corresponding variations in current intensity. These current pulses are passed through a 5-stage admittance-neutralized amplifier (18) which is capable of passing a 600-kilocycle wave-band, with a practically straight frequency characteristic. (No small feat in itself.)

Neglecting for the moment the filter 20 and the intervening network 21-40, and assuming that a 320-kilocycle distortionless channel were available to transmit the amplified current through the receiver, let us see what happens. The receiver is another cathode-ray tube through which sweep two sets of magnetic fields, one vertically and the other horizontally. The currents to establish these fields are 16-cycle and 3000-cycle "saw-tooth" components of the 320-kilocycle band. Because of their peculiar shape they are readily extracted from among the other frequencies and are used to locally generate or amplify, through oscillators 38, sufficient current to induce the required magnetic fields which cause a cathode ray to sweep across a fluorescent screen 36, thus reproducing a moving picture in exact synchronism with the original moving object 5.

In this vacuum tube, or oscillite, the electron-emitting element is a hot filament 33. The emitted electrons are attracted to and projected through the aperture of a plate 35, the

number of projected electrons being controlled by the current pulses on the grid 32. The intensity of these current pulses, it will be remembered, depends upon the intensity of the light which initiates them. Consequently as they emerge from the plate into the space through which the two magnetic fields are sweeping, they are formed into a cathode ray which rapidly scans the area of the fluorescent screen 36, thereby forming the moving picture.

But our assumption of a 320-kilocycle distortionless channel is not justified for either radio or wire transmission. In the entire 960-kilocycle spectrum, used by American broadcasters of speech and music, there are only three such channels possible. So the greatest problem in television, and the one which Mr. Farnsworth is probably the first to solve in a practical manner, is how to utilize a narrow channel for the production of a moving picture which has sufficient clearness and detail.

The manner in which he accomplishes this seemingly impossible feat is an interesting story in itself, entirely aside from his remarkable success with the cathode-ray tube. His work is based upon a painstaking study of the Fourier integral theorem, one of the most complex and baffling of all mathematical conceptions. In his study of this theorem he discovered an error and in its correction realized the possibility of suppressing all frequencies beyond the limits of a very narrow band, and then to supply the missing frequencies from derived components of the distorted pulse which is received.

As it would take an accomplished mathematician to understand Mr. Farnsworth's analysis, no attempt will be made to present it here mathematically. Yet it is possible to give an interpretation which can be understood by any student familiar with trigonometry.

Mr. Farnsworth starts with the fact that the abrupt changes in light intensity during the scanning of a picture cause corresponding abrupt changes in the pulses of electric current into which the picture is converted by the scanning process. Each signal wave is characterized by an abrupt square front which suddenly increases from zero to a maximum value, or likewise suddenly decreases from a maximum to zero, in an instant of time. These are the changes that correspond to an instantaneous change from black to white, or vice versa, in a picture. For less intense changes in light intensity there are less intense changes in current. But always each (Continued on page 1015)

change is characterized by a vertical wave front.

But the straight wave front, as indicated by the heavy lines in Figure 3, becomes distorted in the electrical system and also in the transmitter aperture, so that the pulse which arrives at the receiver has a sloping wave front, somewhat as indicated by the dotted lines of Figure 3. It causes a badly blurred picture. Only by filling in the gap of missing frequencies can the oblique front be changed to a vertical front and the blurred picture converted into one whose details are clear and distinct.

This filling-in can be done in various ways. The general idea can be understood by considering one method which happens to be applicable to the wire transmission of a moving picture. This method uses a low-pass filter in the transmitter as shown at 20, Figure 1. Incidentally it is of interest to know that a band-pass filter, calculated to pass frequencies in the neighborhood of 2100 kilocycles, would enable the pulses to be radiated directly without the necessity of modulating a separate carrier.

Assume that a low-pass filter, such as an audio-frequency transformer, suppresses all frequencies above 6 kilocycles, and that a distorted wave pulse of the general form shown in curve 47 of Figure 5 enters the network defined by 21 in Figure 1. At this stage of the explanation someone may well ask why the distorted wave pulse has the form shown. In order to answer this question, as well as to explain the corrective action of the network, it is necessary to digress for a moment.

All communication engineers agree that a random pulse with a vertical wave front, such as that used in television, can be represented by the Fourier integral theorem. This theorem defines the current as a function of time, during infinite time before and after zero time. Zero time denotes the start of something, in this case the beginning of an electron attack on a fluorescent screen. During the World War the zero hour marked the beginning of an attack from the front-line trenches.

Anyone who understands the integral calculus recognizes this particular integral as being the summation from minus infinity to plus infinity of an infinitely long series of sine and cosine functions of ωt , where ω is equal to 6.28 times each infinitesimal frequency. For negative time, i.e., for all time prior to zero time, the sum of the sine functions is numerically equal and algebraically opposite to the sum of the cosine functions. Consequently, they cancel each other, and there is no actual current prior to zero time.

During positive time, i.e., all time after zero time, the sine functions are equal to the cosine functions both numerically and algebraically. Therefore the current resulting from their super position is equal to twice that represented by the sum of the sine functions. These several relationships are graphically illustrated in Figure 4.

By evaluating this integral and plotting the values for different values of ωt , the sine wave form of the current pulse shown in curve 47 of Fig. 5 is obtained. It will be noted that at zero time it rises obliquely from a zero value and continues as a series of decaying oscillations along a straight line.

The mathematical derivative, of an integral which, involves sine functions, is also a sine function which lags 90 degrees behind the integrated sine function. A plot of its successive values shows zero value for negative time and an instantaneous rise from zero to a maximum at

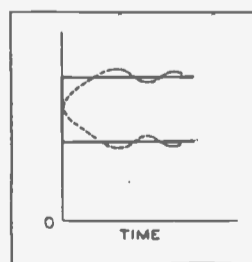
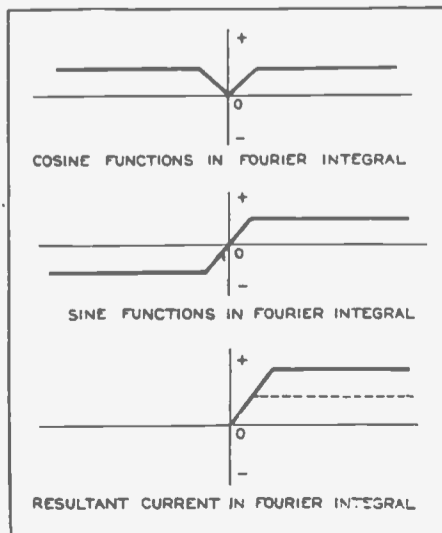


Figure 3. (Above) Form of wave from single pulse. Heavy line shows desired vertical wave front. The broken line indicates sloping wave front from filter. Figure 4. (At left) Sine and Cosine functions in Fourier Integral showing cancellation and addition

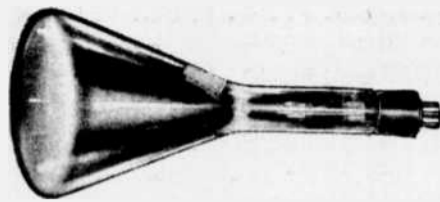
zero time and then a gradual falling back to zero through a series of damped oscillations, 90 degrees behind those of the original pulse, as shown in curve 48 of Figure 5.

The mathematical derivative of this second sine function is a cosine function whose value is zero prior to zero time and then at zero time it rises instantaneously to infinity and instantaneously falls back to zero, finally dying out through a series of damped oscillations 180 degrees behind those of the original pulse, as shown by curve 49 of Figure 5.

By superposing the first derivative I' and the second derivative I'' in proper proportion on the original pulse I , a wave is obtained which for all practical purposes is the desired square wave front form. I' compensates for the sloping cut-off due to frequency attenuation in the filter and I'' compensates for aperture and other distortion in the original pulse.

The electrical equivalent of obtaining the mathematical derivative of a sine function which represents an electrical current is to pass the current through an inductance. Similarly the electrical equivalent of integration is performed by a condenser. These facts are indicated in the elementary expression for voltage drop through an impedance.

So finally, after many digressions, we are at last ready to consider the differentiating network which is installed in the receiver. Connected in series with the



The cathode ray tube employed for "scanning" in the Farnsworth receiver system, illustrated at 31 in Figure 1

line is a resistor 22 which feeds a shunt circuit consisting of an inductance 23 and a variable resistor 25. The resistive impedance of 22 is of sufficiently high value to control the current independently of the effect of the inductive impedance 23. The flow of current I through 25 causes a voltage drop $e = IR$ and through inductance 23 a voltage drop e'' which is proportional to the rate of change of current I . It thus becomes the first derivative of I .

The sum of the two voltages $e + e'$ is impressed upon the grid of a vacuum tube which has a high output impedance. Its plate current, which is an amplification of I and I' , in flowing through resistor 28 causes a voltage drop e'' which is proportional to I and I' . The same currents in inductance 27 cause a voltage drop proportional to their rates of change, thus producing the differentiated currents I' and I'' , which are fed into the condenser 30 which stores or integrates the

pulses fed to it, converting part of the second derivative back to the first derivative and part of the first back to the fundamental.

The pulses which are fed to the grid 32 control the intensity of the cathode ray which creates the picture, as already explained. Resistors 25 and 28 are variable so that the values of the several components can be adjusted until the picture has the best appearance.

It should be remembered that this example merely defines one case of Mr. Farnsworth's invention. His entire idea

cannot be fully understood, without greater recourse to mathematics than is here possible. But it is hoped that this qualitative analysis of how the warp and woof of the moving picture is first formed by a cathode ray, then cut into a mere scrap of the original, and finally patched so as to reproduce the original pattern, may pave the way for an understanding of the quantitative analysis that will probably be available as soon as the transmitted pictures are ready for reception in the home.

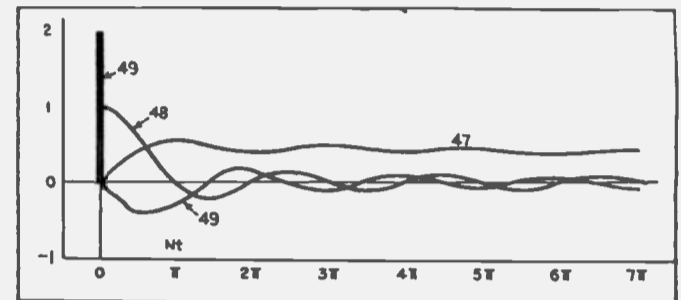


Figure 5. Plotted values of original and derived pulses


RADIO NEWS FOR MAY, 1931

THE OLDE TYME RADIO COMPANY

2445 LYTTONSVILLE ROAD SILVER SPRING MD 20910

"Also can provide reprints of the following Olde Tyme Radio publications:

- * Atwater Kent Instruction Manual
- * Atwater Kent Equipment Catalog
- * Radiola IIIA manual
- * Flick of the Switch and Vintage Radio.



NEED HARD TO FIND OLDE TYME RADIO PARTS SUCH AS:

- | | |
|-----------------------------|----------------------------|
| *Vintage Tubes | *Headphones |
| *AK Style Battery Cable | *Headphone & Speaker Cords |
| *OLDE Tyme Hookup Wire | *Ant., RF, Osc, & IF Coils |
| *Brown Silk Type Power Cord | *Speaker Grill Cloth |
| *Audio Transformers | *Pilot Lamps |
| *Power Transformers | *Xtal Set Parts |

AND MUCH, MUCH MORE. ALSO, AS A CONVENIENCE TO YOU, WE CAN EVEN PROVIDE COPIES OF THOSE EVER POPULAR BOOKS "VINTAGE RADIO" & "FLICK OF THE SWITCH" IN SOFT COVERS. SCHEMATICS OF MANY VINTAGE RADIO AND TV SETS ARE ALSO AVAILABLE. FOR FREE FLYER SEND SASE TO OLDE TYME RADIO COMPANY, 2445 LYTTONSVILLE ROAD, SILVER SPRING, MD 20910.

WISH TO REACH US BY PHONE? THE NUMBER IS 301-585-8776. PLEASE CALL BETWEEN 7:00 and 11:00 PM LOCAL TIME ANY DAY OF THE WEEK.

Readers can key in the BASIC program from the listing provided, making changes if they wish to the tube types available and changing the disk commands if they have a different computer. Apple II users can send me an initialized diskette with a dollar to cover Canadian return postage and I will copy the program onto their diskette and return it.

Bob Murray, 3216 Assiniboine Avenue, Winnipeg, Manitoba, CANADA, R3K 0B1


Texas residents add sales tax applicable to your area when renewing or subscribing to THE HORN SPEAKER. October 2, 1984

```

330 DATA 12A7,12A8,12AB5,12AC5,12AC6,12AD6,12AD7,12AE6,12AF6,12AG6,12AH7,12AH8,
12AJ7,12AL5,12AQ5,12AS5,12AT6,12AT7,12AU6,12AU7,12AV5,12AV6,12AV7,12AW6
340 DATA 12AX4,12AX7,12AY7,12AZ7,12B3,12B4,12B6,12B7,12B8,12BA6,12BA7,12BD6,12B
E6,12BF6,12BH7,12BK5,12BK6,12BN6,12BQ6,12BR7,12BT6,12BU6,12BV7,12BW4
350 DATA 12BY7,12BZ7,12C5,12C8,12CA5,12CM6,12CR5,12CR6,12CS5,12CS6,12CU5,12CU6,
12DQ6,12E5,12F5,12F8,12G4,12G8,12H4,12H6,12J5,12J7,12K5,12K7
360 DATA 12K8,12L6,12L8,12O7,12S7,12S8,12SA7,12SC7,12SF5,12SF7,12SG7,12SH7,12SJ
7,12SK7,12SL7,12SN7,12SQ7,12SR7,12SS7,12ST7,12SW7,12SX7,12SY7,12U7
370 DATA 12V6,12W6,12X3,12X4,12Z3,12Z5,14A4,14A5,14A7,14AF7,14B6,14B8,14C5,14C7
,14E6,14E7,14F7,14F8,14H7,14J7,14K7,14L7,14N7,14Q7
380 DATA 14R7,14S7,14V7,14W7,14X7,14Y4,15,15A6,15A8,16A5,17Z3,19,19AU4,19AQ5,19
BG6,19C8,19J6,19T8,19V8,19X3,19X8,19Y3,20,21A6
390 DATA 22,24,25A6,25A7,25AC5,25AV5,25AX4,25B5,25B6,25B8,25BK5,25BQ6,25C5,25C6
,25CD6,25CR5,25D8,25DN6,25DQ6,25F5,25L6,25N6,25U4
400 DATA 25W4,25W6,25X6,25Y4,25Y5,25Z4,25Z5,25Z6,26,26A6,26A7,26BK6,26C6,26CG6,
26D6,26E6,26Z5,27,28D7,28Z5,30,31,31A3
410 DATA 31BX7,32,32L7,33,34,35,35A5,35B5,35C5,35L6,35W4,35Y4,35Z3,35Z4,35Z5,35
Z6,36,37,38,39,40,41,42,43
420 DATA 45,45A5,45Z3,45Z5,46,47,48,49,50,50A5,50AX6,50B5,50BK5,50C5,50C6,50CD6
,50L6,50X6,50Y6,50Y7,50Z6,50Z7,52
430 DATA 53,55,56,57,58,59,70A7,70L7,71A,75,76,77,78,79,80,81,82,83,83V,84,85,8
5A5,89,117L7/M7,117N7,117F7,117Z3,117Z6,182B,183,485,950
500 CALL C
510 INPUT "DO YOU WANT TO USE A NEW OR EXISTING INVENTORY (N/E)?" ;R$: PRINT
520 INPUT "ENTER THE INVENTORY FILE NAME";FI$
530 IF R$ = "N" THEN GOTO 640
540 INPUT "PUT DISKETTE CONTAINING INVENTORY IN DRIVE 1 AND PRESS 'RETURN'";
R$
550 PRINT D$:"OPEN ";FI$:".S6,D1"
560 PRINT D$:"READ ";FI$
570 INPUT LG$
580 FOR I = 1 TO Z
590 INPUT NBR(I)
600 NEXT I
610 PRINT D$:"CLOSE ";FI$
620 CALL C: PRINT "MOST RECENT FILE UPDATE LOG:" : PRINT

```


7,000,000 TUBES



More than 7,000 different types in stock! All unused, tested and fully guaranteed. We have all those precious 'OLDIES' - the tubes you need to get those valued antique receivers back into action.


You can buy the specific tube you need from our catalog and/or one of our great assortments of rare old receiving tubes. These include some of the most frequently used tubes of the 20's, 30's, and 40's. Available while they last at these low-low prices.

- Golden Oldie Assortment #1: 20 different radio tubes \$15.00
- Golden Oldie Assortment #2: 35 different radio tubes \$25.00

Write today for free catalog and special tube offers!

UNITY ELECTRONICS

P.O. Box 213 • 107 Trumbull Street • Elizabeth, New Jersey 07206 • 201-351-4200 TELEX 139403



```

630 PRINT LG$: PRINT
640 PRINT "DO YOU WISH TO:": PRINT
650 PRINT "ADD ITEMS": 1": PRINT
660 PRINT "DELETE ITEMS": 2": PRINT
670 PRINT "PRINT A LIST": 3": PRINT
680 PRINT "SAVE THE FILE": 4": PRINT
685 PRINT "QUERY A TUBE TYPE 5": PRINT
687 PRINT "GET TOTAL OF TUBES6": PRINT
690 PRINT "QUIT": 7": PRINT : PRINT : PRINT
700 INPUT "(ENTER SELECTION)";N
710 IF N < 1 OR N > 7 THEN PRINT CHR$(7): GOTO 700
720 ON N GOTO 730,800,850,950,1200,1300,1500
730 GOSUB 1000
740 IF TUBE$ = "MENU" THEN GOTO 620
750 NBR(YM) = NBR(YM) + 1
    
```

(To be concluded next month)

WANTED

WESTERN ELECTRIC MOVIE EQUIPMENT

PHONE 03 — 824 — 5165

HORNS. 6A. 11A. 15A. 22A. 24A. KS12025.

DRIVERS. 549A. 555. 594A. 596A. 713A/C.

SPEAKERS. WE4151. 4181. 4194. 728A/B.

AMPLIFIERS. 8B/C. 9A. 10A. 11A. 24B. 41A. 42A. 43A. 46C/D. 55A.

59A. 60A. 86B/C. 91A. 92B. 124A/B/C/D/E. 129A. 130A.

MICROPHONES. 360A. 618A. 630A. 633A. 639A/B.

TRANSFORMER, PIC UP. ETC.

TUBES. 101D. 104D. 205. 242C. 249B. 252A. 262A. 271A. 274A/B.

275A. 284D. 300A/B. 301A/B. 306A. 350B.

RADIO TUBES. 112A. 171A. UV196. UV202. 213. 217. 222. 237. 145/245/345.

250/350/450. DE FOREST AUDICN. ARCTURUS AC.

SPEED TRIPLE TWIN. ETC.

BUT YOU DO NOT MAKE SO CHEAP PRICES. RECENTLY MANY PEOPLE WANT

THAT NAME TUBES. I THINK THAT THE TUBES ALL GO TO JAPAN.

I WILL TELL YOU WHY. TOKYO PRICES. TUBE No 112A-20\$. 227-20\$

245-70\$. 250-100\$. AT MY SHOP IN TOKYO. OTHER SHOP MORE EXPENCIVE.

BUT MOST WONDERING THING 12A. 27. 45. 50. 71A 80. IS QUARTER PRICES.

DO YOU NOW WHY. I WRITING THAT. SOMEONE GET A.R.C.A. MEMBER LIST

AND SEND LETTER MANY PEOPLE. NEGLECT THAT NO REPAIR TUBES IN U.S.A.

SEVERAL YEAR AFTER.

BE CAREFUL IF YOUR RECEIVED LETTER SAY SAMETHING.

PLEASE WRITE US LETTER IF YOU INTERESTED.

THREE MONTH ATIME I WILL COME UP TO U.S.A.

I LIKE FAIR. YOUR TRULY

P AND C ELECTRONICS. TOSHIAKI KURASHIMA.

NEW ADDDESS.


ICHIBANCHI ICHIGAYADAIMACHI SHINJUKU TOKYO JAPAN. 162



THE 1931 ad

CONQUEROR*

Brings Them All In!
*Short-Wave and Broadcast Receiver, 14 to 600 Meters. A.C. or Battery Operated.



WHAT a job, this ICA Conqueror! It will bring you the stations you only wished for up to now. Performance is what counts in Radio and the Conqueror sure does *perform!* No special tubes—just a 224 screen grid R.F., one 227 (A.C.) detector and two 227's and a 245 in the transformer—resistance—transformer audio.

The Kit is complete with the famous ICA Plug-in coils (14 to 157 meters) and by utilizing coils for the broadcast bands (up to 600 m.) you have a marvelous, all-purpose, receiver. We know that this kit cannot be surpassed at any price, surely it cannot be approached at a lower price.

See for yourself. Examine every part that goes into the Conqueror, then compare it with other sets. We will be glad to mail you more complete information upon request.

List Price \$65.00

Complete with S. W. Coils
Power Pack—\$34.50

Price to dealers and pro set builders less 40%



INSULINE CORPORATION of AMERICA
78 CORTLANDT STREET NEW YORK CITY

Fascinating-Profitable
LEARN TELEGRAPHY
This Easy Way —

Thomas A. Edison—Andrew Carnegie—most of the presidents of railroads and other world leaders got their start as Telegraphers.
Today—on land—on—in the air, men who know the code are commanding big money—in the world's most fascinating profession.
Learn AT HOME—with TELEPLEX—the Master Teacher. Write for Folder E-6.
CARNegie—world-famous—rather
Teleplex Co. 78 Cortlandt St., New York

Teleplex

1931 ad

W A N T E D

ELECTRON TUBE (ST shape)

45.....\$8	50.....\$14
VT52.....\$7	2A3.....\$7
VT62/801A.....\$5	842.....\$5

ANTIQUE GLOBE SHAPE TUBES

27.....\$5	37.....\$4
41.....\$7	42.....\$7
45.....\$12	46.....\$7
47.....\$7	50.....\$14
56.....\$4	71A.....\$6
80.....\$9	82.....\$5
83.....\$5	841.....\$7
842.....\$7	843.....\$7
1602.....\$7	10/VT 25.....\$11
UX 216.....\$4	201(black base)\$5
201(brass base)\$8	201(Top seal)..\$12
202(Top seal)..\$10	

LARGE SIZE TRANSMITTING TUBES

211.....\$12	845.....\$22
--------------	--------------

EUROPEAN TRIODE TUBES

AD 1.....\$10	ED.....\$12
PX 4.....\$10	PX 25.....\$12
DA 30.....\$12	DA 60.....\$15

TUBES MFG. WESTERN ELECTRIC CO.

WE VT 1.....\$16	WE VT 2.....\$14
WE 101(tennis).\$13	WE 102(tennis).\$13
WE 104(tennis).\$13	WE 205B/D/F....\$14
WE 211.....\$22	WE 212.....\$35
WE 216(tennis).\$13	WE 217(tennis).\$22
WE 242.....\$22	WE 244.....\$5
WE 252A.....\$22	WE 262A/B.....\$7
WE 271A.....\$12	WE 274A/B.....\$13
WE 275A.....\$12	WE 276A.....\$20
WE 284.....\$26	WE 293A.....\$4
WE 300A/B.....\$55	WE 301A.....\$10
WE 339A.....\$10	WE 345A.....\$8
WE 347A.....\$7	WE 348A.....\$7
WE 349A.....\$7	WE 350B.....\$17
WE 351A.....\$8	WE 442A.....\$8

*all above prices are UNUSED, in original box.
as for USED, no box, please quote for them (negociable)



TOP SEAL



TENNIS BALL



ANTIQU GLOBE



ST shape

Special wanted of this month!

RCA 50 (ST & antique globe shape).....\$17
VT 52 (manufactured by RAYTHEON & W.E.)....\$10
2A3 (single plate).....\$10
866JR (antique globe shape, mfg. by TAYLOR).\$8
WE 300B. (printed JAN USN CW).....\$60

AUDIO FREQUENCY TRANSFORMER FOR HI-FI

HS-1 or other HS & HSM series(mfg. TRIAD)
HA-103A or other HA & LS & CG series(mfg. U.T.C.)
HF-20 or other HF & WF series(mfg. STANCOR)
S-268Q or "S" & "K" series (mfg. PEERLESS)
TO-330 or other "TO" series (mfr. ACROSOUND)
27A04 or other "A" & "S" series (mfg. THORNTON)
QGA 1 or other QGA & PGA series (mfg. FREED)
T-6 or other "T" series (mfr. KENYON)

PICK-UP CARTRIDGE FOR SP & LP RECORDS.

4A & 9A cartridge & their arms (mfg. Western Electric
10A (WESTREX) Company)
variable reluctance cartridge VR & RPX or others.
(mfg. G.E., others)
"CRYSTAL" cartridge (mfr. WEBSTER & SHURE & others)

SPEAKER

G610 & G615 & others (mfr. JENSEN)
4181A & 555 & 594 & others (mfr. Western Electric Co.)
604/B/C/D/E & 755A/C others (mfr. ALTEC LANSING)
other speaker for Hi-Fi (mfr. RCA & MAGNAVOX)

ELECTRON TUBE SOCKET

UV socket for UV 201
100 R/L & 100M & 115B socket (mfg. Western Electric
Company)

BOOK

Radio "Master", from 1935 till 1950.
"AUDIC CYCLOPEDIA" by Howard M. Tremaine.

RADIO & RECEIVER.

"SCOTT" philhamonic or other "SCOTT" radio.

SP-600JX (mfg. HALLICRAFTERS CO.)

* complete-working condition is required.
we will buy them high price if good condition.

TRIAL ELECTRIC PRODUCTS

304 ROSEBAY YOTSUYA BLDG., 21 ARAKICHO
SHINJUKU-KU, TOKYO, JAPAN

ALL ABOUT CRYSTAL SETS. New book by Charles Green shows you how to build crystal set radios. \$7.95 ppd USA. ALLABOUT BOOKS, DEPT H, P. O. BOX 4155, Fremont, CA 94539.

For Sale- Unused and used radio and TV tubes, used parts for Majestic model 90-B, S.A.S.E. for lists, Elmer Nelson, 11 S. Church Street, Princeton, IL 61356.

ACCEPTING OFFERS OF SALE OR TRADE FOR MARCONI 106 (BRASS PLATE VERSION), IP501A, DeFOREST CF38160, NATIONAL FBX, MICHAEL PAYNE, 601 E. COOMBS #10, ALVIN, TX 77511 (713) 585-4292.

(FOR SALE RADIOS) FIFTY AC CONSOLES unrestored, years range from 1929-1940, assortment of sets, PHILCO, GE, RCA, ZENITH, ETC. Lot price forty to sixty dollars each. Call or write Jim Cirner, 120 Stendhal Lane, Cupertino, CA 95014. Phone (408) 255-2049.

NATIONAL MODEL 5987 AB POWER SUPPLY \$45.00 -- BRISTOL SUPER C SPEAKER \$30.00 -- CROSLEY DYNACONE TYPE F SPEAKER \$30.00 --- SEND LARGE 2 STAMP S.A.S.E. FOR COMPLETE AND UP TO DATE PHOTO LIST. RON BOUCHER, 376 CILLEY ROAD, MANCHESTER, NH 03103. (603) 669-1698.

FOR SALE- CATHEDRAL, battery and AC radios. List four times a year. Send S.A.S.E. J. Albert Warren, Box 279, Waverly, PA 18471.

FORTY YEAR COLLECTION. RECEIVING TUBES DOLLAR EACH. MANY OUT OF PRODUCTION TYPES. ANTIQUE MOLDED MICA TRANSMITTING CAPACITORS ALL SIZES VOLTAGES AVAILABLE. WILL TRADE FOR MACHINIST TOOLS. W5QJT, P.O. BOX 13151, EL PASO, TX 79902. (915) 532-2509.

FOR SALE. AVAILABLE October 1984, a 10 page list of radio magazines, catalogs, books, service literature. \$1.00 for list to: Gary Schneider, 9951 Sunrise Blvd., #R-9, North Royalton, Ohio 44133.

TWENTY RCA BLACK METAL CABINET 1940 MODEL BC AND SW MOTEL RADIOS SIX GOOD TUBES REPAIRABLE \$50.00 EACH - 6E5, 6K7 TUBES NEW \$15.00 EACH TEN 1U4 \$12.00. ZENITH TRANSOCEANIC \$40.00 AND \$50.00 WRITE FOR DETAILS RCA VERSION PERFECT \$150.00 FREIGHT INCLUDED. ELIZABETH ALDRED, 39 East 8th., Jacksonville, Fl 32206.

FORTY YEAR COLLECTION RECEIVING TUBES DOLLAR EACH; ANTIGUE MOLDED MICA TRANSMITTING CAPACITORS FROM 50 cents to \$3.00 each. SANGAMOS, FARADONS, CORNELL DUBLIERS, ETC. WRITE FOR REQUIREMENTS, W5QJT, P. O. BOX 13151, EL PASO, TX 79913

REPAIR & RESTORATION OF ALL TUBE RADIOS
OLD RADIOS BOUGHT & SOLD

FOLDENS VINTAGE RADIO & REPAIR

JOHN H. DEWIT
R.R. 1, Beachville (Foldens Corners)
Ontario Canada N0J 1A0
Day 519-423-6362
Night 519-423-6757

WANTED

WANTED: 1 TUBE SETS, CRYSTAL SETS, GREBE CR EQUIPMENT. RAY GARNER, ROUTE 1, BOX 320, BIG SANDY, TN 38221.

ELECTRO- MEDICAL AND QUACK DEVICES, BOOKS WANTED. INTERESTED IN FLOOR MODELS AND IN DEVICES WITH MULTIPLE KNOBS RESEMBLING RADIOS BUT WHICH ARE NOT RADIOS. I AM ALREADY SATURATED WITH VIOLET RAY DEVICES, SIMPLE 4D BATTERIES. PLEASE DESCRIBE AND PRICE. OLE LINDAN, 1404 DORSH ROAD, CLEVELAND, OH 44121

WANTED: NON-CHROME SCOTT RADIOS PRIOR TO 1931. ALSO WILCOX LAB, EMEROLA AND OTHER RADIOS FROM MICHIGAN. JIM CLARK, 1006 PENDLETON, LANSING, MI 48917. (517) 323-9595.

WANTED: WE ARE LOOKING FOR OLD ELECTRON TUBES. Our buying prices are: 2A3 \$6.00 -- 45/ 145/ 245/ 345 \$10.00 -- 50/ 250/ 350 \$12.00 -- VT-52 \$6.00 -- VT-62 \$4.00 -- 202 \$10.00 -- 203A \$10.00 -- 210 \$10.00 -- 211 \$10.00 -- 224/ 227 \$4.00 -- 242C \$15.00 -- 82 \$4.00 -- 83 \$4.00 -- 280 \$8.00 -- 281 \$8.00 -- 845 \$20.00 -- 5691/ 5692/ 5693 \$6.00. For all the tubes that are originally boxed, especially antique shaped tubes that are RCA boxed, we will pay extra charge of a \$1.00 or more. About used tubes please contact us. --- Western Electric brands: VT-1 \$15.00 -- VT2/ 205B/ D/ E \$12.00 -- 101D/ F / 102A/ D/ F/ G (only antique glass 101 and 102) \$12.00 -- 211A/ E \$20.00 -- 212D/ E \$30.00 -- 242A/ C \$20.00 -- 252A \$20.00 -- 262A/ B \$6.00 -- 274A/ B \$12.00 -- 275A \$20.00 -- 284D \$25.00 -- 300A/B \$50.00 -- 301A \$8.00 -- 339A \$8.00 -- 350B \$15.00 --- P and C Electronics, ICHIBANCHI ICHIGAYADAIMACHI, SHIJUKU, TOKYO, JAPAN, 162

WANTED: Any brand of used working tubes or new; 2A3, 45 (245, 345, 445), 50 (250, 350, 450), 80, 81, 82, 83, 202, 203, 210, 211, 224, 227, 242, 845, 5691, 5692, 5693 and Western Electric equipment (such as tubes, amps., mixers, consoles,

drivers, tweeters, horns, speakers, parts) tel. (818) 576-2642, David, P. O. Box 832, Monterey Park, CA 91754.

WANTED W. E. ELECTRON TUBES. I buy most everything the Japanese buy, plus a lot more they don't bother with. I pay more, pay faster and I'm easy to contact. Call or write with anything of interest. Charles Dripps, 4331 Maxson Road, El Monte, CA 91732. (818) 444-7079

WANTED: ANY AND ALL INFORMATION on the "Radio-Pen" facsimile receiver by John V. L. Hogan, August 1934 Radio News. Anyone who owned and operated? D'Arcy Brownrigg, P. O. Box 292, Chelsea, Quebec, Canada, JOX 1N0.

WANTED: VT-1 AND VT-2 TUBES, RADIO NEWS FROM 1919 TO 1928, MATTE FINISHED AERIOLA SR., JR. AND AERIOLA AMPLIFIER CARDS, AK-9, CROSLEY HEADPHONES, CROSLEY 50. ERICH BRUESCHKE, 314 N. LINCOLN STREET, HINSDALE, IL 60521, SASE, WILL ANSWER ALL LETTERS, (312) 325-9259.

We take liberty herewith to introduce ourselves as being a long established importer of antique mechanical music. ALWAYS WANTED: VINTAGE AND ANTIQUE RADIO, HORN SPEAKER, VINTAGE T.V., CATHEDRAL RADIO, GRAMOPHONES, PHONOGRAPHS, POLY PHONE, JUKE BOX, CRYSTAL SETS, MUSICAL BOXES, TYPEWRITER, SEWING MACHINES, TELEPHONES, WESTERN ELECTRIC AUDIO PRODUCTS, AMPLIFIER, DRIVERS, HORN AND SPEAKER SYSTEMS, ANY SPARE PARTS, OLD CATALOGUES AND POSTER, AND ALL OTHER OLD MECHANICAL ITEMS. TOP CASH PRICES PAID, Whole collection or single items. We will travel any where to collect, if you have them in hand. Please contact us with prices and photograph to: MR. PIPAT W. POOLPOL, 9 Soonthon Kosa Road, Klong toey, Bangkok 10110 Thailand. Tel. 2863947.

RCA RADIO, Model 121, ca. 1934, two band, AC, Cathedral. good, very good or excellent condition. Gary Higginbotham, 471 Gorenflo Avenue, North Biloxi, Mississippi 39532.

WANTED: HEATHKIT SIGNAL TRACR, MODEL NO. IT-12 AND GENERATOR NO. 1G-102, JACK WALLACE, 5516 GILBOW AVENUE, RIVER OAKS, TX 76114. (817) 732-5189..

WANTED: PHILLIPS 2401A, or N4504 or D2924. Send SASE for list. Box 836224, Richardson, TX 75083.

WANTED: ATWATER KENT AK5, AK10, AK 12 MAGNAVOX R2, R3, MEAPON CRYSTAL SET. WILL PAY HIGH PRICE IF GOOD CONDITION 102 KOKUBUHIGHTS, 316-13 YAMAGUCHI, TOKOROZAWA-SHI, SAITAMA-KEN JAPAN

OCTOBER

THE HORN SPEAKER

1984

AMPLION

Junior DeLuxe

\$26⁰⁰
List

**The Uncanny Amplion
A "Human" Loudspeaker**

YOU can scarce believe your ears when you first hear the Amplion Loudspeaker.

The clearness, softness and rich tone-quality with which it reproduces voice and music are so real as to be uncanny. You get a new thrill from radio. Delicious "chills" course up-and-down your spine, as they do when you listen to some master of voice or instrument face-to-face.

American Engineers who have tested the Amplion are unanimous in their opinion that for true reproduction and volume it's the best loud speaker yet produced.

The Amplion is not a head receiver fitted with a horn, but the adaption for Radio of an electro-magnetic-and acoustic instrument which for thirty years has been successfully used in all parts of the world.

Ask your dealer to let you hear the wonderful "AMPLION" Loudspeaker. Send for illustrated folder.



Patentes Alfred Graham & Co.

SIGNAL ELECTRIC MFG. CO.
Sole United States Distributors Menominee, Michigan

BURNDIPT OF CANADA, LTD.
Canadian Distributors 172 King St., West, Toronto

*The Supremacy of the AMPLION
is the Supremacy
of Actual Performance*

England, Canada, Scotland, Australia, Wales, New Zealand, Ireland, So. Africa, Norway, India, Sweden, France, Denmark, Italy, Holland, Spain, Belgium, Japan



MR. GARY B. SCHNEIDER *73*
 9951 SUNRISE BLVD #R-9
 NORTH CROYALTON OH -44133
 **S1284