

**HOW CONVERGENT AIMS TO BOUNCE BACK/63**  
**TERADYNE'S TESTER FOR TOMORROW'S VLSI/72**

**WESCON**  
Products, p. 93  
LA: Where the action is  
p. 89

A MCGRAW-HILL PUBLICATION

NOVEMBER 13, 1986 SIX DOLLARS

# Electronics



## **INPUT/OUTPUT** **THE BIG DRAG** **ON COMPUTER** **THROUGHPUT**

PAGE 51


---

### **HOW APTEC PLANS TO FIX IT**

PAGE 54

# Before you explore outer space, explore our rad-hard 16K RAMs that survive mega-rad doses!

## Mega-rad RAMs with guaranteed survivability!



When you want mega-rad parts — not mega-promises — come to Harris, the mega-rad leader. We'll give you guaranteed performance:


- **Latchup free**...achieved using epitaxial starting material.
- **SEU immunity option**...cross-coupled resistors in the memory cells prevent soft errors.
- **DASH-Q Hi-Rel flow**...for space applications; perfect for communication, scientific, and military satellites.
- **6-Transistor memory cell**...lowest power consumption, maximum cell stability, radiation-hardened data protection no 4-T design can match.
- **CMOS/TTL compatible**...completely static operation with three-state output and CMOS or TTL-compatible inputs.

### • Selection of rad-hard CMOS RAMs:

Organization	Part Number	Access Time (Typ.)
<b>Synchronous</b>		
1K x 1	HS-6508RH	160 ns
256 x 4	HS-6551RH	160 ns
4K x 1	HS-6504RH	150 ns
1K x 4	HS-6514RH	150 ns
64K Module 8K x 8 16K x 4	HS-6564RH	250 ns
<b>Asynchronous</b>		
16K x 1	HS-65262RH	100 ns
2K x 8*	HS-65162RH	100 ns

\*Samples available 4 Qtr. 1986

For more information on the HS-65262RH RAM and the complete Harris rad-hard family of Memories, MUXes, Op Amps,  $\mu$ Ps, Analog Switches and Gate Arrays call (305) 724-7521. Or write: Harris Custom Integrated Circuits Division, P.O. Box 883, MS 53-035, Melbourne, Florida 32902-0883.



FOR YOUR INFORMATION,  
OUR NAME IS

# HARRIS

Harris Semiconductor: Analog - CMOS Digital  
Gallium Arsenide - Semicustom - Custom




"What can Harris  
rad-hard ICs  
add to your career?"

"Guaranteed survivability!"



# SURPRISE!

## This little encoder installs in just 15 seconds. And costs only \$10.\*



If you need an ultra-compact, sophisticated, high-resolution encoder module, priced for volume runs, nothing quite matches our new HE9S-9000 encoders.

These two-channel, optical incremental encoder modules provide resolutions up to 1024 counts per revolution with standard HP codewheels. Or you can use your own codewheels.

No signal adjustment is necessary. The HE9S 9000 is insensitive to radial or axial play and will operate from  $-40^{\circ}\text{C}$  to  $100^{\circ}\text{C}$ .

Output is two-channel quadrature. This new encoder is TTL-compatible and requires only a single 5-volt power supply. It is barely an inch in width and only a half-inch in depth and height when mounted.

For pricing and delivery, contact your authorized Hewlett-Packard

components distributor. In the U.S.: Almac Electronics, Hall-Mark, Hamilton/Avnet, or Schweber. In Canada: Hamilton/Avnet or Zen-tronics, Ltd. For more information, call the Hewlett-Packard sales office listed in your telephone directory white pages and ask for the Components Department.

\*U.S. list price in quantities of 1000 or more.

We'd like to  
address the notion  
that we only service  
the military.

ITT Cannon has always had a reputation for uncompromising quality.

That's one of the reasons the military has consistently requested Cannon connectors. And why we've developed a broad spectrum of mil-spec products to keep pace with the challenges of defense.

But herein lies the confusion. We service the military extensively. Not exclusively.

Today, Cannon global offices are involved with a multitude of commercial applications — from LANs to telecommunications systems, from medical electronics to transportation products. In addition, our ability to design innovative "specials" to fit specific applications, has taken us to new frontiers in interconnect technology.

The military still remains one of our biggest customers. But now, there's one even larger.

The world.

*Worldwide Headquarters  
10550 Talbert Ave.  
Fountain Valley, CA 92708  
Or call (714) 964-7400*

**ITT CANNON**  
*We're making progress.  
Not excuses.*

### EDITOR-IN-CHIEF

Robert W. Henkel

### EXECUTIVE EDITORS

Samuel Weber (technical), Arthur Erikson (news)

### MANAGING EDITORS GROUP

Bernard C. Cole, Tom Manuel,  
Benjamin A. Mason, Jonah McLeod,  
Howard Wolf, Jeremy Young

### ART DIRECTOR

Fred Sklenar

### DEPARTMENT EDITORS

**Communications:** Robert Rosenberg  
**Computers & Peripherals:** Tom Manuel  
**Government & Military:** Jerry Lyman  
**Industrial & Consumer:** Wesley R. Iversen  
(Chicago)  
**Packaging & Production:** Jerry Lyman  
**Semiconductors:** Bernard C. Cole (San Mateo)  
**Software & Microsystems:** Alexander Wolfe  
**Special Projects:** George Sideris (San Mateo)  
**Test & Measurement:** Jonah McLeod  
(San Mateo)

### NEWS DEPARTMENT

**Front of the Book:** Jeremy Young  
**Probing the News:** Howard Wolf  
**New Products:** Jack Shandle  
**Assistant News Editor:** Rick Elliot

### EDITORIAL PRODUCTION & COPY DESK

Benjamin A. Mason (Director)

#### Production

Charles D. Ciatto (Mgr.), Kathy O'Neill

#### Copy Editors

Larry King (Chief), George Ellis,  
Nancy J. Erickson

#### ART

Sachiko Soskin (Associate Director)

### NEWS BUREAUS

**Boston:** Craig D. Rose (Mgr.), Debra Michals  
**Chicago:** Wesley R. Iversen (Mgr.)  
**Dallas:** J. Robert Lineback (Mgr.)  
**Los Angeles:** Larry Waller (Mgr.), Ellie Aguilar  
**New York:** Tobias Naegele (Mgr.)  
**San Mateo:** Clifford Barney (Mgr.)  
**Frankfurt:** John Gosch (Mgr.)  
**London:** Steve Rogerson  
**Paris**  
**Tokyo:** Charles L. Cohen (Mgr.),  
Ayako Hayashihara  
Michael Berger (World News Chief), Amy Borrus

### EDITORIAL ADMINISTRATION

Laura Aspery (Administrative Assistant),  
Lisa Costenbader, Ina Gruber

### PUBLISHER

Laurence Altman

**Director of Operations:** Thomas E. Vachon


**Director of Circulation:** Daniel McLaughlin

**Production Director:** Thomas Egan

**Manager of Sales Administration:**  
Evelyn Schmidt

**Research Associate:** Diane Breder

One of the invisible bonuses that *Electronics* subscribers receive with each issue is our reputation for good writing, sharp editing, and accuracy—our readers know they can trust what they read in the magazine. That is a reputation we have worked hard to earn and keep in the 56 years since the first issue of *Electronics* was published, and it is something that an award-winning journalist like Jack Shandle notices



**SHANDLE:** *Electronics*' editing means "a higher-grade product."

and appreciates. Jack, our New Products editor, has arrived at the magazine after working first as an electronics engineer and then as a newspaper reporter, feature writer, and columnist.

Comparing the way we do things at *Electronics* with the way they were done at his newspaper, Jack says he is impressed by the exhaustive fact-checking and editing process at the magazine. "When I wrote a story for the newspaper, it went in the paper without much editing. Here, no fewer than four people scrutinize it, and while that can be a frustrating experience sometimes for the writer, it certainly makes for a much higher-grade product than dailies or weeklies," he says.

Jack can testify about quality control from an unusual dual perspective, that of a man who has been educated as an electronics engineer and journalist. Jack has a background that is ideally suited

for any *Electronics* editor: he earned a bachelor's degree in EE from the University of Pennsylvania and then, 10 years later, a master's in journalism from Temple University. Both schools are in Philadelphia. In the interval, he worked as an electronics engineer for the Philadelphia Electric Co. and wrote an as yet unpublished novel.

"But the bulk of my experience as a writer and editor came at the

*Bucks County Courier Times*, the largest suburban newspaper in Pennsylvania," says Jack. Most recently, he was the chief political writer and columnist.

While working for the *Courier Times*, Jack won numerous awards, including a first place for investigative reporting in 1981, from the Greater Philadelphia chapter of Sigma Delta Chi, the Society of Professional Journalists. In 1985 he won a first prize for feature writing from the Pennsylvania Associated Press Managing Editors Association.

Although Jack has moved his career to *Electronics*, his home is still in peaceful Bucks County, in the southeastern corner of Pennsylvania. That means a daily one-way commute of about 60 miles, which totals about 3 hours, including two hours on a train. "I don't mind," he says. "It's good to get back to the slower-moving suburban life after the frenetic pace of New York."

November 13, 1986 Volume 59, Number 35

104,458 copies of this issue printed

*Electronics* (ISSN 0893-4999). Published biweekly by McGraw-Hill Inc. Founder: James H. McGraw 1860-1948. Publication office: 1221 Avenue of the Americas, N. Y., N. Y. 10020; second class postage paid at New York, New York and additional mailing offices. Postage paid at Montreal, P. O. Registration Number 9034.

Executive, editorial, circulation, and advertising addresses: *Electronics*, McGraw-Hill Building, 1221 Avenue of the Americas, New York, N. Y. 10020. Telephone (212) 512-2000. Teletype 12-7960 TWX 710-581-4879. Cable address: MCGRAW HILL L E W O R K.

Subscriptions limited to professional persons with active responsibility in electronics technology. No subscriptions accepted without complete identification of subscriber name, title or job function, company or organization, and product manufactured or services performed. Based on information supplied, the publisher reserves the right to reject nonqualified requests. Subscription rates: the United States and possessions \$32 one year, \$55 two years, \$76 three years; company addresses and company libraries \$40 one year, \$67 two years, \$93 three years; Canada and Mexico \$34 one year, \$57 two years, \$78 three years; Europe \$50 one year, \$85 two years, \$125 three years; Japan, Israel, and Brazil \$85 one year, \$140 two years, \$200 three years; Australia and New Zealand \$95 one year, \$170 two years, \$240 three years, including air freight; all other countries \$50 one year, \$85 two years, \$125 three years. Limited quota of subscriptions available at higher-than-basic rate for persons allied to field served. Check with publisher for these rates. Single copies: \$6.00. Please allow four to eight weeks for shipment.

Officers of McGraw-Hill Information Systems Company. President: Richard B. Miller, Executive Vice Presidents: Frederick P. Jannot, Construction Information Group; Russell C. White, Computers and Communications Information Group; J. Thomas Ryan, Marketing and International. Senior Vice President: Francis A. Shinal, Controller. Senior Vice Presidents: Publishers: Laurence Altman, *Electronics*; Harry L. Brown, *BYTE*; David J. McGrath, *Engineering News-Record*. Group Vice President: Peter B.

McCuen, Communications.

Vice Presidents: Fred O. Jensen, Planning and Development; Michael J. Koeller, Human Resources; Talat M. Sadri, Systems Planning and Technology. Vice President/Publisher: Paul B. Beatty, Architectural Record and Building Economics.

Officers of McGraw-Hill Inc.: Harold W. McGraw Jr., Chairman; Joseph L. Dionne, President and Chief Executive Officer; Robert N. Landes, Executive Vice President and Secretary; Walter D. Serwalka, Executive Vice President and Chief Financial Officer; Shiel F. Asen, Senior Vice President, Manufacturing; Robert J. Bahash, Senior Vice President, Finance and Manufacturing; Ralph R. Schulz, Senior Vice President, Editorial; George R. Eisinger, Vice President, Circulation; Ralph J. Webb, Vice President and Treasurer.

Title registered in U.S. Patent Office. Copyright 1986 by McGraw-Hill Inc. All rights reserved. The contents of this publication may not be reproduced in whole or in part without the consent of copyright owner.

Where necessary, permission is granted by the copyright owner for libraries and others registered with the Copyright Clearance Center (CCC), 21 Congress Street, Salem, Mass. 01970, to photocopy any article herein for the base fee of \$0.50 per copy of the article plus \$0.25 per page. Payment should be sent directly to the CCC. Copying done for other than personal or internal reference use without the express permission of McGraw-Hill is prohibited. Requests for special permission or bulk orders should be addressed to the publisher. ISSN 0893-4999/86 \$0.50 + .25.


Subscribers: The publisher, upon written request to our New York office from any subscriber, agrees to refund that part of the subscription price applying to copies not yet mailed. Please send change-of-address notices or complaints to Fulfillment Manager, subscription orders to Circulation Manager, *Electronics*, at address below. Change-of-address notices should provide old as well as new address, including zip codes. Attach address label from recent issue. Allow one month for change to become effective. Subscriber Service: call (201) 981-1064, 9 a.m. to 4 p.m. EST. Postmaster: Please send address changes to *Electronics*, att. Fulfillment Manager, CN 808, Martinsville, N. J. 08836.

**Editorial department phones:** Administration (212) 512-2645, News and New Products (212) 512-2685, Technology (212) 512-2666. Bureaus: Boston (617) 262-1160, Chicago (312) 751-3811, Dallas (214) 458-2400, Los Angeles (213) 480-5234, New York (212) 512-3322, San Francisco/San Mateo (415) 349-4100, Washington (202) 463-1650, Frankfurt 72-5566, London 493-1451, Paris 42-89-03-80, Tokyo 581-9816. **Business departments:** (212) 512-6435 (Business departments follow the Advertisers' Index).

# Electronics

NEWS	INSIDE TECHNOLOGY
<p><b>Newsletters</b></p> <p><b>Electronics, 21</b></p> <ul style="list-style-type: none"> <li>• Researchers find a way to faster magneto-optic recording</li> <li>• Mostek steps up its efforts in the military DRAM market</li> <li>• Parallel-processing startup will take on the big players</li> </ul> <p><b>International, 48</b></p> <ul style="list-style-type: none"> <li>• Hitachi and Fujitsu belatedly team to develop TRON microchips</li> <li>• Intermetall tweaks old process to get 1-MHz logic</li> </ul>	<p><b>COVER: The big drag on computer throughput, 51</b> Little has been done to make I/O pathways fast enough to keep up with central processors and memories. But now I/O bottlenecks are getting more attention from specialized vendors and from some computer designers</p> <p><b>How Aptec plans to break the I/O bottleneck, 54</b> Its dedicated I/O computer, the system 200, uses high-speed processors to move data through a 200-megabyte/s bus and perform parallel I/O functions with a multiword addressing scheme</p> <p><b>A work station that runs Unix and MS-DOS side by side, 63</b> Convergent Technology's new Ngen 386 work station teams Intel's 32-bit processor with a fast cache memory to switch operating systems in microseconds</p> <p><b>Convergent hustles to turn around, 66</b> Convergent Computer is fighting to stem its losses and get back on the growth trend with a new strategy: it is buying small companies offering turnkey systems in vertical markets</p> <p><b>SPECIAL REPORT: The sky is not falling in the ATE world, 68</b> Test-equipment makers are showing they can solve what many have called insurmountable problems in testing ultracomplex VLSI chips. They are fashioning new ways of creating, storing, and using the millions of test vectors needed</p> <p><b>Teradyne's tester for tomorrow's VLSI, 72</b> With a 50-MHz data rate, system accuracy within 250 ps, and a huge memory capacity, the J953 pumps out 4 million vectors per pin to test complex VLSI chips in one pass</p> <p><b>How to boost floppy-disk capacity to 11 megabytes, 81</b> Konica's advanced head-positioning system yields a ninefold capacity increase in standard 5¼-inch floppy disks embedded with servo data</p> <p><b>AMD 256-K CMOS SRAM reaches bipolar speeds, 84</b> Using advanced CMOS processing and aggressive device scaling, AMD's 32-K-by-8-bit SRAM performs in the 35-40 ns range, while...</p> <p><b>Lattice opts for circuit innovation in fast SRAM, 85</b> To reach the same performance range with its 256-K SRAM family, Lattice is emphasizing architectural innovation</p>
<p><b>Business, 29</b></p> <ul style="list-style-type: none"> <li>• Is the Fairchild-Fujitsu deal a vision of the future?</li> <li>• GE is likely to sell all its chip lines—except for ASICs and SOS</li> </ul> <p><b>Semiconductors, 30</b> Siemens joins the 1-Mb DRAM club</p> <p><b>Optoelectronics, 31</b> A 1-gigabit/s GaAs IC gets up to the 200-gate mark</p> <p><b>Technology transfer, 32</b> Meitec opens a window on Japanese technology</p> <p><b>Computer-aided design, 32</b> Scan head lets plotter serve as an input device</p> <p><b>Automatic test equipment, 36</b> Automating optical-disk testing</p> <p><b>Personal computers, 40</b> Olivetti and AT&amp;T's deal means business as usual</p> <p><b>Memories, 40</b> An IC with three logic states speeds data-base operations</p> <p><b>Manufacturing, 43</b> Sensor lets robots do top-quality arc welding</p>	<p><b>PROBING THE NEWS</b></p> <p><b>Where the action is in Southern California, 89</b> Forget the Lotusland image: Southern California is boiling over with electronics activity these days. The action is centered in five hot spots from Santa Barbara to the Mexican border</p>

COVER: ART DIRECTOR FRED SKLENAR



PAGE 51

**NEW PRODUCTS****Newsletter, 25**

- TI chip set promises a 1,200-baud price for 2,400-baud modems
- Solid-ink printer rivals laser jets and daisywheels in output quality
- Ferranti ASIC design tools handle analog-digital combos

**Wescon Roundup, 93**

- Signetics' field-programmable logic devices based on NAND terms aim at increased flexibility
- Data-flow structure from Inmos yields signal processor that samples at 320 million operations/s
- Micro Switch fields low-cost sturdy push buttons with tactile feedback
- Insulated-gate bipolar power transistors from Toshiba feature switching speeds comparable to MOS FETS
- Telpar's color data terminal is compatible with the monochrome Tandem 653X terminals
- Synchro-to-digital tracking converter from Natel Engineering doubles accuracy of its predecessors
- Linear Technology introduces operational amplifiers and a window comparator
- National Instruments teams with Lotus to offer test-and-measurement software compatible with the IEEE-488 bus

**Computers & Peripherals, 104**

- Fiber-optic modem from AT&T Technology Systems operates full-duplex at the 19.2-kb/s RS-232-C standard
- Server Technology's software links PCs to printers and plotters
- Optical-disk drive from Hitachi boasts 600-Mb capacity

**DEPARTMENTS****Publisher's letter, 3**

New Products editor Jack Shandle appreciates the sharp editing his stories get at *Electronics*

**FYI, 8**

A gloomy prediction from industry-watcher Richard Skinner: In 10 years, only two of the top 10 chip producers will be American—IBM and Texas Instruments

**Letters, 12****People, 16**


Inmos' George Popovich steers the "biggest pilot line in the U. S."

**Meetings, 106****Electronics Week, 112**

- NEC wants a new judge in its microcode dispute with Intel
- Counterpoint gets a new deal
- A U. S. startup chases the SRAM market
- VLSI Technology goes into the SRAM business to introduce its 1.2- $\mu$ m process



**MOTOROLA**



# LOGIC

## LOGIC LOGIC





# A brilliant idea.

Make it big, make it beautiful, make it work with a thousand different choices in digital logic.

	MC14000 Series	134 Functions
<b>CMOS</b>	Dedicated LSI Telecommunications Devices	26 Functions 64 Functions
<b>HCMOS</b>	MC54/74HC Series	156 Functions
<b>LS TTL</b>	SN54/74LS Series	187 Functions
<b>FAST TTL</b>	MC54/74F Series	53 Functions Now. 80 by 1Q87.
<b>MECL 10K</b>	MC10000 Series	77 Functions
<b>MECL 10KH</b>	MC10H Series	55 Functions
<b>MECL III</b>	MC1600 Series	21 Functions
	ECL Prescalers/PLL Functions	
<b>PLL</b>	—MC12000 Series CMOS Synthesizers —MC145100 Series	26 Functions 14 Functions
<b>DTL</b>	MC800/900/1800/1900 Series	43 Functions
<b>HTL</b>	MC660/660T Series	34 Functions
<b>Standard TTL</b>	MC3000/3100 Series MC4000/4300 Series	9 Functions 34 Functions

The best available logic. A balance of speed and power. Broad functionality. Prices that draw applause and delivery that shakes the ground.

It's here. In eleven standard technologies, a thousand individual functions. Simple analog to complex-function LSI. With one-source selection and choice that make your idea easy to implement, difficult to duplicate.

## 290 ideas in low-power CMOS logic.

We pioneered true, high speed, LS/TTL-compatible CMOS logic and nobody has more experience in silicon-gate technology. Our 54/74HC family offers you 156 distinct functions and was designed to combine the speed of LSTTL with the low power consumption and noise immunity of CMOS. The most popular LSTTL and 14000 CMOS types are represented.

The MC14000 series is a proven, metal-gate family of 134 functions and affords the widest power supply range (3 to 18 V), highest noise immunity and lowest EMI/RFI emissions.

You can select from ninety dedicated LSI and telecommunications products, too.

## FAST thinking in 54/74F.

Our production machine delivers 53 different FAST logic types by the millions. By 1987, there'll be 80. On time, in spec

to your requirements.

Our low-priced MC54/74F family offers a 75-80% power reduction over standard Schottky TTL yet provides a 20-40% improvement in performance. Completely characterized over temperatures, Motorola FAST is guaranteed over a  $\pm 10\%$  power supply range, AC and DC. And parts are wafer-traceable with AOQ levels fast-falling towards 0 ppm.

## 187 LS/TTL inspirations.

The original, low-cost, easy-to-use logic. You get good speed and output drive capability at low power with this most-traditional SN54/74LS technology plus pin-and-function compatibility with FAST so maximum system performance at minimum cost can be achieved.

## MECL. Consider it by the nanosecond.

Where speed is primary, 153 MECL functions are the answers.

Both MECL 10K and MECL 10KH families use just 25 mW/gate power dissipation at nanosecond speeds with '10KH offering the lowest speed/power product of any ECL technology—25 picojoules. MECL 10K is the lowest cost of all ECL solutions.

## Communicate it with 40 PLLs.

You have a choice of PLL components from complete, functional CMOS PLL circuits for dedicated applications to a wide selection of basic CMOS elements.

Full-function CMOS units include serial

and parallel inputs as well as 4-bit data inputs for MPU data-bus interfacing. Basic ECL building blocks include prescalers, counters, oscillators, phase detectors and frequency control circuits.

## 120 mature thoughts.

We still supply a full complement of HTL (high-threshold logic), DTL and TTL. Not because they're leading-edge, but because many of you use them as vitally-needed replacements in established designs.

That's our commitment to the logic market. We're with you, thought to finish.

## One-on-one design-in help.

Anywhere in the U.S. or Canada, you can get an engineer-to-engineer update on the latest in Motorola digital logic technology. Call toll-free any weekday, 8:00 a.m.

# 1-800-521-6274

to 4:30 p.m., MST. Or we'll have a field applications engineer contact you.

Send the coupon to Motorola Semiconductor Products, Inc., P.O. Box 20912, Phoenix, AZ 85036 for a free data book.

We're on your design-in team.



# MOTOROLA

FAST is a trademark of Fairchild, Inc.

To: Motorola Semiconductor Products, Inc.  
P.O. Box 20912, Phoenix, AZ 85036

Please send me a free copy of the following Motorola Logic Data Books:

FAST/LS TTL (DL121)    CMOS/NMOS Special Functions (DL130)  
 High Speed CMOS (DL129)    MECL (DL122)    CMOS (DL131)

Name \_\_\_\_\_

Title \_\_\_\_\_

Company \_\_\_\_\_

Address \_\_\_\_\_

City \_\_\_\_\_ State \_\_\_\_\_ Zip \_\_\_\_\_

Call me (\_\_\_\_\_) \_\_\_\_\_

299ELEX111386


# Pocket logic.

Now available, a full-function pocket-size DMM with built-in logic probe.

**TTL Logic Probe:** 20 MHz  
Hi/lo/off indications  
Detects 25nS pulse widths  
**hFE (NPN or PNP):** 1 range (1000)  
**DMM:** Input Impedance-10 Megohms)  
DCV-5 ranges (.2V to 1kV)  
ACV-5 ranges (.2V to 750V)  
DCA/ACA-5 ranges (200 $\mu$ A to 2A)  
Ohms-8 ranges (200 ohms to 2000 Megohms)  
Continuity beeper  
Diode check

See one now at your local Beckman Industrial distributor.

**DM20L... \$69<sup>95</sup>\***



\*Suggested list price (\$US) with battery, test leads and manual.

## **Beckman Industrial™**

Beckman Industrial Corporation  
A Subsidiary of Emerson Electric Company  
630 Puente Street, Brea, CA 92621  
(714) 671-4800

© Copyright 1985 Beckman Industrial Corporation

**FYE**

## *Skinner's gloomy prediction: In 10 years, only two of the top 10 chip producers will be American— IBM and Texas Instruments*



It's handwringing time around the U. S. semiconductor industry. Japan's mighty Fujitsu is buying Fairchild Semiconductor, the grand old lady of the U. S. semiconductor industry. To hear Fairchild managers tell it, it's a good move. But for many industry observers, it's the beginning of the end for a U. S. industry that had grown accustomed to being the world leader.

Can the Americans still avoid such a showdown? Maybe, but it would take an all-out effort by America's top companies, one they have shown little inclination to mount. Most of the U. S. equipment giants are not on board a major industry shift that's well under way. "By the year 2000, you won't even recognize the world semiconductor industry," predicts veteran industry-watcher Jack Beedle. "It will be made up of gigantic conglomerates."

Few observers expect these vertically integrated giants to be American. In 10 years, only two of the top 10 chip producers will be American—IBM and Texas Instruments—predicts Richard Skinner, president of Integrated Circuit Engineering. He expects six of the top 10 to be Japanese companies, one to be Korean, and one West German.

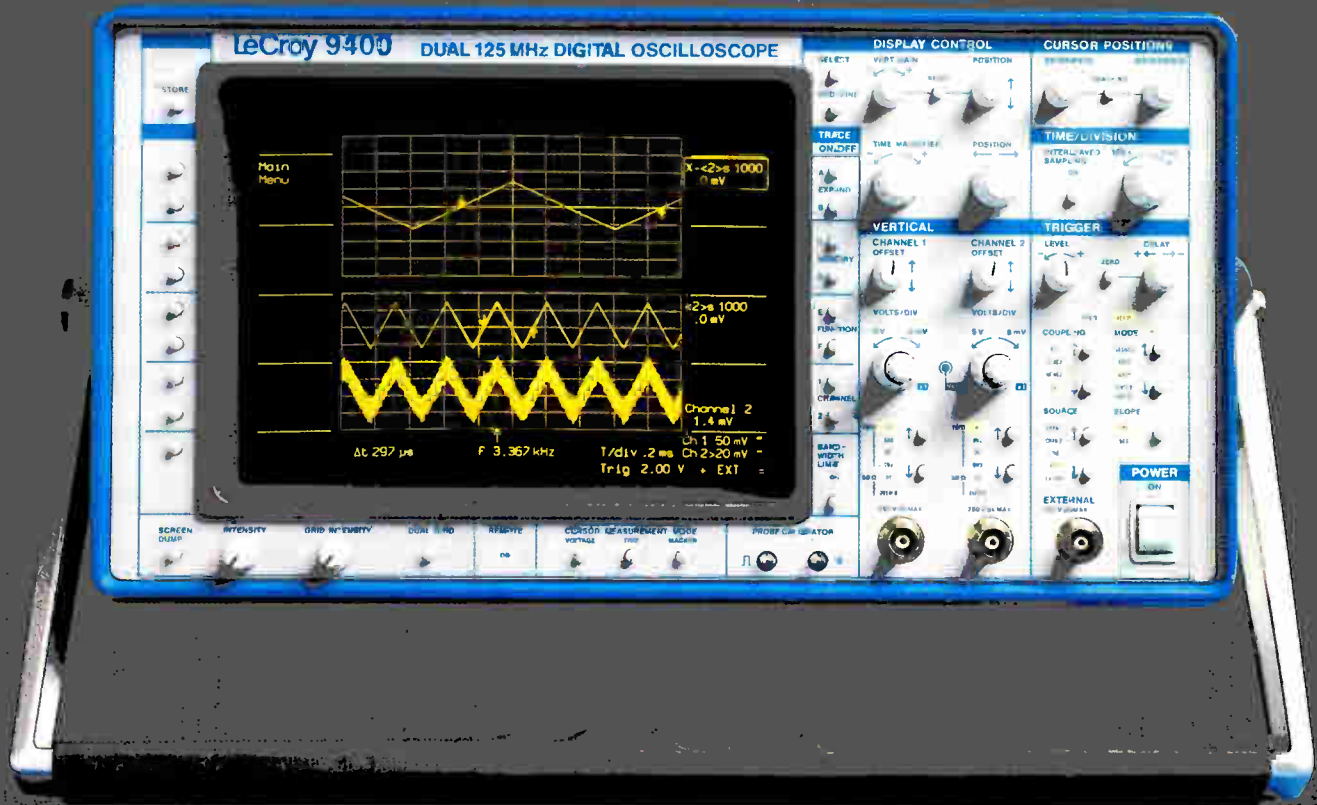
The real question is, why aren't the giant U. S. equipment makers staking out a long-term position in an industry that is so vital to their future product development? Where has General Electric Co. been? And why aren't Ford or Boeing investing in chip making? Amazingly, U. S. giants may be moving in just the opposite direction. Although GE isn't talking, observers say it is trying hard to get out of the chip business. Says ICE's Skinner: "I can't understand why GE would want to sell; they're going in the wrong direction."

To Skinner and others, the big U. S. equipment makers could have matched the semiconductor moves of their Japanese counterparts. "Either GE or RCA could have done the same thing by themselves," he says. "They could have followed a more highly integrated merchant semiconductor activity by tying in the development of semiconductors with the development of new products in other areas. Both of them have large enough requirements that could have supported rather large captive semiconductor operations," he adds. But they followed the typical American strategy of trying to keep the semiconductor units responsible for their own P&Ls, he says, a habit most U. S. companies will find difficult to break.

**ROBERT W. HENKEL**

# THE BEST.

.....in signal processing



**125 MHz BW; 100 MS/s ADCs; 5 GS/s Interleaved Sampling; 128 k Waveform Memory;  $\pm 1\%$  Accuracy; Summation and Continuous Averaging; Arithmetic Processing; Fully Programmable.**

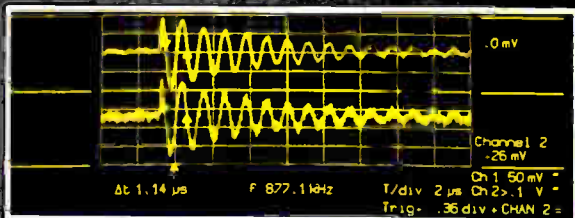

**SIGNAL AVERAGING.** No other digital oscilloscope offers *summation averaging* up to 100,000 points/sec with *offset dithering* to increase the effective resolution by several bits; or features *continuous averaging* with several weighing factors for quick and convenient noise reduction on your measurement signal.

**EVENT PROCESSING.** Single events—often corrupted by noise, ringing, spikes or glitches—can easily be cleaned and smoothed by 3, 5, 7 or 9 point *digital filters*. And, making use of the unequalled depth of its memories, a unique *mean value processing method* is included, producing clean, high resolution and noise-free records of noisy transients fast! Do you have a time or amplitude drift problem? The 9400 keeps track precisely and records in its unique "EXTREMA" Mode all extreme positive and negative values including glitches and spikes as short as 10 ns.

**ARITHMETIC PROCESSING.** The 9400's signal processing software does more than any other oscilloscope in its price range. Waveform operations such as *multiplying* and *dividing*, *adding* and *subtracting*, *integrating* and *differentiating*, as well as *squaring*, are easily performed—by simple front panel push button control — on live acquired or stored signals, or combinations of both.

★ And there is much more to say about this versatile and cost effective (\$9900 base\*) DSO. Call us now...for details and a demonstration!!

\*USA price list only



Top: Summation averaging over 1,000 waveforms, expansion and high resolution frequency measurement all shown in one display.

Middle: Extrema Mode shows glitches in digital circuitry, logged over 229 acquired waveforms.

Below: Digital filtering with a 9-point filter smooth noisy transient.

## LeCroy

700 S. Main St., Spring Valley, NY 10977; (914) 578-6038; Geneva, Switzerland, (022) 82 33 55; Heidelberg, West Germany, (06221) 49162; Les Ulis, France, (1) 6907-3897; Rome, Italy, (06) 320-0646; Botley, Oxford, England, (0865) 72 72 75.

Representatives throughout the world.


Circle 112 for Demonstration

World Radio History

Circle 9 for Information

H I G H P E R F O R M A

# 3000 miles



With little more than a westerly wind, a small group of adventurers pushed performance to the very edge.

In that same spirit, we at AMCC are committed to helping you get the maximum efficiency from your high performance semicustom designs.

We offer the broadest line of high performance semicustom products—because high performance semicustom is all we do. In fact, we've been successfully delivering efficient high performance arrays to America's top electronics companies for years. Take a look at our specs and you'll discover just how successful our way of thinking has become.

### Discover New World Capabilities.

Our bipolar products offer speed/power programmability at the logic-gate level—to optimize performance and minimize overall power dissipation. In fact, you can get gate delays ranging from 225 to 600 picoseconds, depending upon the level of macro performance desired.


With densities of up to 5000 equivalent gates. You can even specify a QM1600S with 1280 bits of static RAM and 1600 logic gates together on one chip.

In addition, our high-density CMOS arrays (up to 10,000 gates) also offer extraordinary performance and efficiency. Typically 1.1ns (while dissipating less than  $20\mu\text{W}$  per gate per MHz). And, if required for your application, all our devices, both bipolar and CMOS, can be processed to MIL-STD-883C Methods.

### Something Unexpected On The Horizon.

When you bring us your design ideas, you'll also discover a combination you may not expect. Because in addition to high performance bipolar and CMOS products, we've also brought

# N C E E F F I C I E N C Y per galleon.



high performance service into view. With our MacroMatrix™ software kit, we can implement your designs, whether they've been generated on your CAD system, by you at our design center or specifically by us for you. MacroMatrix is supported on Daisy,™ Mentor Graphics,™ Tektronix/CAE,™ Valid™ and Tegas.™

### Chart A Course For Your Own New World.


That's exactly the kind of performance capabilities you'd expect from the company that was first to offer a flexible design interface and first to deliver mixed ECL/TTL arrays.

Arrays that substantially reduce overall parts count and system power requirements, and simplify component interface.

So when you're ready for the full story on the only independent, high performance semicustom supplier that works side-by-side with you—to

ensure that your designs work right the first time—simply call (619) 450-9333, write us at 5502 Oberlin Drive, San Diego, CA 92121 or circle the reader service number below. In Europe, call AMCC (U.K.) at (44) 256-468186.

AMCC. Dedicated to discovering high performance semicustom solutions...and delivering them.



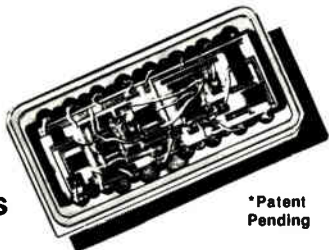
**AMCC**<sup>®</sup>  
APPLIED MICRO CIRCUITS CORPORATION

™ MacroMatrix is a trademark of Applied Micro Circuits Corp. Trademarks: Daisy—Daisy Systems Corp.; Mentor Graphics—Mentor Graphics Corp.; Tektronix/CAE—Tektronix; Valid—Valid Logic Systems, Inc.; Tegas—Calma, a division of General Electric Co.

Circle 11 on reader service card

# YOUR FRACTIONAL HORSE-POWER MOTOR DRIVE DILEMMAS ARE OVER!

Solitron's new power hybrid drivers\* for motors up to 1/2 horse-power allow reduction of space and weight and resolve complex wiring problems.



\*Patent Pending

Solitron's unique fractional horse-power hybrid circuit motor drivers have numerous commercial and industrial applications where brush and brushless motors are employed and where high reliability and efficiency are critical. Typical applications include radar systems, gyros, robotics, steppers, disc drives, XY plotters and portable equipment.

These half bridges, single phase and three phase full bridges incorporate power Mosfet or Bipolar transistor chips along with flyback diodes and additional circuitry including all interconnects. The assemblies relieve difficult and unreliable assembly procedures required to mount discrete semiconductors in bridge configurations. There is no longer a need to sacrifice thermal resistance or have unreliable fastening of semiconductors to heat sinks or parasitic effects due to long lead length. All components are electrically isolated from the package so that it may be directly attached to the heat sink.

**Power ratings for half bridges, single phase and three phase full bridges are 10 to 500 V and 0.25 to 40 A. Special circuit configurations are available including more than 150 Solitron package types, from dual in-line to machined copper flatpaks.**

For specific information, call our Sales Department toll-free, 1-800-327-8462.

*"The Problem Solvers"*

**Solitron**  
DEVICES, INC.

1177 Blue Heron Boulevard, Riviera Beach, Florida 33404  
Tel: (305) 848-4311 • TWX: (510) 952-7610/TLX: 51-3435

## LETTERS

### More on ACL pinouts

**To the editor:** I have read with interest the articles debating the virtues of changing pin configurations on advanced CMOS logic packages. Another solution exists. Why not develop a new DIP that includes a chip capacitor under the die? Manufacturers could determine the appropriate value for each type of chip and mount it to allow standard bonding to the die during assembly. This would favor the use of end pins for power rather than fast-moving signals (since the lead inductance still exists, even with the new pinout).

Costs might rise somewhat, but they would be cancelled by the fact that fewer—if any—board-mounted decoupling caps would be needed. It also seems that only DIPs need this kind of treatment and are the only packages crying out to maintain the older pinout. Small-outline packages and surface-mount devices exhibit much less of a problem with end-lead inductance and in general represent a far smaller population in existing designs.

*Lee Hardesty  
Scott Instruments  
Denton, Texas*

### Who's on top?

**Correction:** In the profile that accompanied our story "This smart power chip breaks the 100-V barrier," [*Electronics*, Oct. 2, 1986, p. 89], Ixys Corp.'s Nathan Zommer was incorrectly identified as the company's president. He is executive vice president and chief technical officer; Howard Hofstein is president.

### Join Electronics

*Electronics* is looking for a communications editor. The person hired for this important and challenging job will be responsible for reporting and writing on the latest developments in voice and data communications. This editor will be responsible for leading our technology and business coverage in this area. He or she will do this by interviewing industry managers and developing an expertise in such topics as microwaves, fiber optics, ISDN, networks, radar, encryption, and signal processing. Candidates should be electronics engineers who have magazine writing experience in these or related fields, but other EEs and technical journalists already familiar with communications technology will also be considered. We offer excellent salary and benefits. Write a letter telling us about yourself to:

Robert W. Henkel  
Editor-in-Chief

*Electronics*  
1221 Avenue of the Americas  
New York, N.Y. 10020



**CLICK**

**Listen  
to assembly costs drop.**

**Sub-subminiature  
pushwheel switches snap together...  
mount to PC boards.**

**No hardware.**

**No hand wiring.**

**Each one digit segment  
is only 6 mm wide.**

**Ask for the specs. You'll like 'em.**


**CHERRY**   
**SWITCHES**

3600 Sunset Avenue, Waukegan, IL 60087 • 312-360-3500



Actual size  
Series T159

Circle 13 on reader service card



World RadioHistory





**IF YOU'RE ONLY LOOKING AT GATE ARRAYS  
YOU'RE NOT SEEING THE WHOLE PICTURE.**


*The only way to make sure you get the right ASIC solution is to call the only place that has them all. VLSI Technology. Ask for our brochure on programmable logic, gate arrays, standard cells, megacells, silicon compilation, design tools, and manufacturing. It'll really open your eyes.*

*1109 McKay Drive, San Jose, CA 95131, 800-535-1860  
(In California: 800-862-1860) Dept. 700*

 **VLSI Technology, Inc.**  
*Not just your basic ASIC.*

Circle 15 on reader service card

## 9-Track Tape Subsystem for the IBM PC/XT/AT



Now you can exchange data files between your IBM PC/XT/AT and any mainframe or minicomputer using IBM compatible 1600 or 3200 BPI 9-track tape. Unit can also be used for disk backup and archival storage. Transfer rate is one megabyte per minute on PCs and 100% compatibles. Subsystems include 7" or 10 1/2" streaming tape drive, tape coupler card and DOS compatible software.

Discover the many advantages 9-track tape has over other micro/mainframe links. Call us today.

### QUALSTAR®

9015 Eton Ave., Canoga Park, CA 91304  
Telephone: (818) 882-5822

Circle 16 on reader service card

## OPPORTUNITY WITHOUT RISK.

The biggest improvement in 40 years has made U.S. Savings Bonds an ideal investment.

A variable interest rate lets you share in rates offered by today's securities market. No limit on how much you might earn.

What makes this improved Bond ideal is that you're protected by a guaranteed minimum. And if the Bond is held to maturity, you'll double your money.

Take another look at this opportunity without risk.

Take  
stock  
in America.



Ad  
Council

A public service of this publication  
and The Advertising Council.

## PEOPLE

# POPOVICH STEERS 'BIGGEST PILOT LINE IN THE U.S.'

### COLORADO SPRINGS

Life for George J. Popovich Jr. has been anything but slow-moving since he went to work at Inmos Corp. last April. Only two months after joining the chip maker as vice president of sales, Popovich took over the marketing operation and was named senior U.S. officer of the Colorado Springs operation by Inmos's British parent, Thorn EMI Ltd.

But that wasn't all. One month later, in July, Inmos consolidated its manufacturing, moving volume memory production across the Atlantic to its plant in Newport, Wales. This left Popovich's Cheyenne Mountain fabrication facility—with its total workforce cut from 800 to 450—to fill a new role as a kind of super pilot line for future products and 1- $\mu$ m CMOS technologies. The plan calls for new products to be transferred to Wales from Colorado after processes are fine-tuned.

The changes mean that the biggest challenge is still ahead for Inmos. The company had served as the U.S. production arm of the Thorn EMI subsidiary, Inmos International plc; now, says Popovich, "You could say we've become the nation's largest pilot line."

Popovich is used to challenges. The 36-year-old native of Pennsylvania started his career in 1974 as a marketing engineer at Texas Instruments Inc. in Dallas after receiving a BSEE from the University of Nebraska. He later moved to New York as a TI sales representative calling on IBM Corp. In early 1977, Intel recruited Popovich away from TI and made him territorial sales manager—for the express purpose of getting more of IBM's business, says Popovich.

Intel promoted him to memory marketing manager in Hillsboro, Ore., and then last year Popovich decided to join Lattice Semiconductor Corp. in nearby Beaverton. His stint as marketing director lasted only two months. He is philosophical about the experience. "Sometimes you can find out only so much about another company on the outside, and it's not until you are inside that you realize you are heading one way and the company is going another," he says.

Now, Popovich is directing the U.S. Inmos operation in its new role, which calls for it to help lead Inmos' research and product development. This means that, although overall employment is down from a year ago, R&D staffing in Colorado Springs will eventually in-

crease by up to 15%, Popovich says.

In addition, he still has responsibility for U.S. marketing—a high priority, since 75% of Inmos' sales are in the U.S. Marketing personnel will also be added, as Inmos adds new products.

Beside adding staff in key areas, Inmos will be enhancing its facilities, too. "We are installing several millions of dollars of equipment between now and year's end. We are adding class 10 clean-room space, as well as bringing in new photolithographic equipment," Popovich says.

One of the first tasks for the additional staff and the new equipment will be to bring up Process 86, Inmos' 1- $\mu$ m CMOS technology aimed initially at making very fast static random-access memories. The double-level-metal process is



**POPOVICH:** His latest challenge is converting Inmos's Colorado facility into a super pilot line.

now being applied to a new line of 256-K and 64-K SRAMs with access speeds of 25 ns. Process 86 will also be applied to transputer products slated for introduction next year. Already on the drawing boards is what Inmos calls Process 88, a submicron CMOS technology aimed at fast 1-Mb SRAMs.

Popovich emphasizes that the Colorado facility will not only research the new process, it will also produce the SRAMs in volume. "We are seeing more aggressive production schedules here," he says. "Our plant is not a pilot line in the sense that its only charter is dealing with a cerebral mode of R&D. We actually will ramp up production of new products here.

"The issues of doing technology development and product design here and then transferring it to the UK will present a set of challenges. If we are diligent and thorough, we will pull it off without a lot of problems," Popovich says.

—J. Robert Lineback


The designer's in San Jose.  
The factory's in Seoul.  
The customer's in Detroit.  
And your schedule's in trouble.

## Introducing *The Global Office*.<sup>SM</sup>

It's all you need. The NetExpress 2100™ *Global Office Information System* enables you to expedite worldwide hard copy communication via the *Docu-Conference*<sup>SM</sup>—the teleconference on paper.

The NetExpress 2100. An innovative office information and communications system, featuring a modified Canon® laser printer/copier and enhanced IBM AT.® It can create, edit, file, transmit, print, and copy documents. Scan text and image into computer memory. Merge computer generated input. And transmit worldwide via satellite, phone line, or data network. For locations without a NetExpress 2100, DHL Worldwide Express delivers within hours.

*The Global Office* also supports up to 15 work stations for many business software programs and links to existing PC LANs. So it helps you work more efficiently around the world—or down the hall. For more information or a free demonstration, call today.



*We make your world work.*

1-800-THE-2100



***NetExpress***

An affiliate of DHL Worldwide Express

NetExpress 2100, The Global Office, and Docu-Conference are trademarks or service marks of NetExpress Systems, Inc. Canon is a registered trademark of Canon U.S.A., Inc. IBM AT is a registered trademark of International Business Machines Corporation.

Circle 17 on reader service card

# TOSHIBA. THE POWER



AREA SALES OFFICES: **CENTRAL AREA**, Toshiba America, Inc. (312) 945-1500. **EASTERN AREA**, Toshiba America, Inc. (617) 272-4352. **NORTHWESTERN AREA**, Toshiba America, Inc. (408) 244-4070. **SOUTHWESTERN REGION**, Toshiba America, Inc. (714) 752-0373. **SOUTH CENTRAL REGION**, Toshiba America, Inc. (214) 480-0477. **SOUTHEASTERN REGION**, Toshiba America, Inc. (404) 493-4401. **MAJOR ACCOUNT OFFICE, Poughkeepsie, New York**, Toshiba America, Inc. (914) 462-5710. **MAJOR ACCOUNT OFFICE, Boca Raton, Florida**, Toshiba America, Inc. (305) 394-3004. **REPRESENTATIVE OFFICES: ALABAMA**, Montgomery Marketing, Inc. (205) 830-0498. **ARIZONA**, Summit Sales, (602) 998-4850. **ARKANSAS, MIL-REP Associates**, (512) 459-8602. **CALIFORNIA (Northerr)**, Elrepro, Inc. (415) 962-0660. **CALIFORNIA (L.A. & Orange County)**, Bager Electronics, Inc. (818) 712-0011. (714) 957-3367. (San Diego County) Eagle Technical Sales, (619) 743-6550. **COLORADO**, Straube Associates Mountain States, Inc. (303) 426-0890. **CONNECTICUT**, Datcom, Inc. (203) 288-7005. **DISTRICT OF COLUMBIA**, ArboTek (301) 825-0775. **FLORIDA**, Sales Engineering Concepts, (305) 834-7656. (305) 426-4601. (813) 963-1042. **GEORGIA**, Montgomery Marketing, Inc. (404) 447-6124. **IDAHO**, Components West (509) 255-6224. **ILLINOIS**, Carlson Electronic Sales, (312) 956-8240. R.E.P.S. (217) 529-5711. **INDIANA**, Leslie M. DeVoe Company (317) 842-3245. **IOWA**, C.H. Horn, (319) 393-8703. **KANSAS**, D.L.E. Electronics, (316) 744-1229. **KENTUCKY**, Leslie M. DeVoe Company, (317) 842-3245. **LOUISIANA, MIL-REP Associates**, (713) 444-2557. **MAINE**, Datcom, Inc. (617) 891-4600. **MARYLAND**, ArboTek, (301) 825-0775. **MASSACHUSETTS**, Datcom, Inc., (617) 991-4600. **MICHIGAN**, Action Components Sales, (313) 349-3940. **MINNESOTA**, Electric Component Sales, (612) 933-2594. **MISSISSIPPI**, Montgomery Marketing, Inc.,

# IN MEMORIES.

**We are the leader in 1Mb DRAMs. In 256K static RAMs, CMOS EPROMs and 1Mb ROMs. Yet, people still think of us only as the world leader in CMOS and NMOS static RAMs.**

We are the world leader in CMOS and NMOS static RAMs, in 16K, 64K and 256K byte wide memory products. We make the fastest 2K x 8 at 35 ns and also a 4K x 4 static RAM at 35 ns. We pioneered the 8K x 8 CMOS static RAM and are now offering a 64K x 1 (55 ns) and 32K x 8 CMOS static RAM.

But we make more than static RAMs. As you can see from the chart, we have a complete line of DRAMs, CMOS, and NMOS ROMs, EPROMs, and one time programmables. And they are all in volume production today.

## Tradition of being first.

We were also the first to introduce the 1 Mb DRAM and we're now the market leader. We were one of the first suppliers of the 256K CMOS static RAM. We were a leader with the 256K ROM and within a year of introduction, we shipped more than all other suppliers combined. And we are matching that with our 1 Mb CMOS mask ROM.

So you can see that we have the capability to supply the memory products you want—when you want them.

That's memory power; that's Toshiba.

TOSHIBA MEMORY PRODUCT SUMMARY							
PART NO.	ORG.	PROCESS	SAMPLES	PROD.	SPEED	SORTS AVAILABLE (ns)	PACKAGE OPTIONS
<b>DYNAMIC RAMS</b>							
TMM4164AP	64KX1	NMOS	YES	YES	150	200	P
TMM41256P	256KX1	NMOS	YES	YES	120	150	P/T
TMM41257P	256KX1	NMOS	YES	YES	120	150	P/T
TMM41464P	64KX4	NMOS	YES	YES	120	150	P
TC511000P/J	1MbX1	CMOS	YES	2Q'86	100	120	P/J
TC511001P/J	1MbX1	CMOS	YES	2Q'86	100	120	P/J
TC511002P/J	1MbX1	CMOS	YES	2Q'86	100	120	P/J
TC514256P/J	256KX4	CMOS	YES	2Q'86	100	120	P/J
TC514258P/J	256KX4	CMOS	YES	2Q'86	100	120	P/J
<b>STATIC RAMS</b>							
TMM2114AP	1KX4	NMOS	YES	YES	120	150	P
TMM2016AP	2KX8	NMOS	YES	YES	90	100 120 150	P
TMM2016BP	2KX8	NMOS	YES	YES	90	100 120 150	P
TMM2015AP	2KX8	NMOS	YES	YES	90	100 120 150	P
TMM2015BP	2KX8	NMOS	YES	YES	90	100 120 150	P
TMM2064P	8KX8	NMOS	YES	YES	100	120 150	P
TMM2063P	8KX8	NMOS	YES	YES	100	120 150	P
TC5504AP	4KX1	CMOS	YES	YES	200	300	P
TC5514AP	1KX4	CMOS	YES	YES	200	300	P
TC5516/17AP	2KX8	CMOS	YES	YES	200	250	PFY
TC5517/18BP	2KX8	CMOS	YES	YES	200	250	PFY
TC5517/18CP	2KX8	CMOS	YES	YES	150	200	PFY
TC5565P	8KX8	*CMOS	YES	YES	120	150	PFY
TC5565AP	8KX8	*CMOS	2Q'86	2Q'86	100	120	PFY
TC5563AP	8KX8	*CMOS	2Q'86	2Q'86	100	120	PFY
TC5564P	8KX8	CMOS	YES	YES	150	200	PY
TC55257P	32KX8	*CMOS	YES	YES	100	120 150	P
<b>HIGH SPEED STATIC RAMS</b>							
TMM2018D	2KX8	NMOS	YES	YES	35	45 55	D
TMM2068D	4KX4	NMOS	YES	YES	35	45 55	D
TMM2078D	4KX4	NMOS	YES	YES	35	45 55	D
TC5561P	64KX1	*CMOS	YES	YES	70		P
TC5562P	64KX1	*CMOS	YES	YES	45	55	P
<b>EPROMS</b>							
TMM2764D	8KX8	NMOS	YES	YES	150	200 250	D
TMM2764D1	8KX8	NMOS	YES	YES	150	200 250	D
TMM2764AD	8KX8	NMOS	YES	YES	150	200	D
TMM27128D	16KX8	NMOS	YES	YES	150	200 250	D
TMM27128D1	16KX8	NMOS	YES	YES	150	200 250	D
TMM27128AD	16KX8	NMOS	YES	YES	150	200	D
TMM27256D	32KX8	NMOS	YES	YES	150	200	D
TMM27256D1	32KX8	NMOS	YES	YES	150	200	D
TMM27256AD	32KX8	NMOS	YES	YES	150	200	D
TC57256D	32KX8	CMOS	YES	YES	200	250	D
TMM27512D	64KX8	NMOS	YES	YES	200	250	D
<b>ONE TIME PROGRAMMABLES</b>							
TMM2464AP	8KX8	NMOS	YES	YES	200		PF
TMM24128AP	16KX8	NMOS	YES	YES	200		PF
TMM24256AP	32KX8	NMOS	YES	YES	200		PF
TMM24512P	64KX8	NMOS	2Q'86	2Q'86	250		PF
<b>MASK ROMS</b>							
TC5364/5/6P	8KX8	CMOS	YES	YES	250		P28
TMM23256P	32KX8	NMOS	YES	YES	150		P28
TC53257P	32KX8	CMOS	YES	YES	200		FP28
TC53512P	64KX8	CMOS	YES	2Q'86	200		P28
TC531000P	128KX8	CMOS	YES	YES	200		P28
TC532000P	256KX8	CMOS	YES	2Q'86	200		P32
P-PLASTIC C-CERAMIC F-FLAT PACK D-CERDIP Y-DIE T-PLCC J-SOJ *CMOS = 4 TRANSISTOR CELL LOW POWER							

**TOSHIBA. THE POWER IN MEMORIES.**

**TOSHIBA AMERICA, INC.**

(205) 830-0498; MISSOURI, D.L.E. Electronics, (316) 744-1229, R.E.P.S., (618) 345-1808; MONTANA, Components West, (206) 885-5880; NEVADA, Eirepro, Inc., (415) 962-0660; NEW ENGLAND, Datcom, Inc., (617) 891-4600; NEW HAMPSHIRE, Datcom, Inc., (617) 891-4600; NEW MEXICO, Summit Sales, (602) 998-4850; NEW YORK, Nexus Technology, (201) 947-0151; PI-tronics, (315) 455-7346; NORTH CAROLINA/SOUTH CAROLINA, Montgomery Marketing, Inc., (919) 467-6319; NORTH DAKOTA/SOUTH DAKOTA, Electric Component Sales, (612) 933-2594; OHIO, Steffen & Associates, (216) 461-8333; (419) 884-2313, (513) 293-3145; OKLAHOMA, MIL-REP Associates, (214) 644-6731; OREGON, Components West, (503) 684-1671; PENNSYLVANIA, Nexus Technology, (215) 295-6549, Steffen & Associates, (412) 276-7366; RHODE ISLAND, Datcom, Inc., (617) 891-4600; TENNESSEE, Montgomery Marketing, Inc., (615) 984-7080; TEXAS, MIL-REP Associates, (512) 459-8602, (713) 444-2557, (214) 644-6731; UTAH, Straube Associates Mountain States, Inc., (801) 263-2640; VERMONT, Datcom, Inc., (617) 891-4600; VIRGINIA, ArboTek, (301) 825-0775; WEST VIRGINIA, Steffen & Associates, (419) 884-2313; WASHINGTON, Components West, (206) 885-5880; WISCONSIN, Carlson Electronics, (414) 476-2790, Electric Component Sales, (612) 933-2594; WYOMING, Straube Associates Mountain States, Inc., (303) 426-0890; CANADA, BRITISH COLUMBIA, Components West, (206) 885-5880; ONTARIO, Electro Source, Inc., (416) 675-4490, (613) 726-1452.

# EVERY BUSINESS NEEDS AN IBM-PC

## WHO WANTS TO PAY IBM PRICES?

### WE HAVE A SOLUTION!!!

FACTORY  
DIRECT  
**\$799.**  
STANDARD  
MODEL

**100% IBM Compatible PC-XT**  
**BASE PRICE \$950.00 LEASE \$39/MO**  
**With 20 MEG Hard Disk \$1399.00 LEASE \$56/MO**

Upon Approved Credit

Our **PC-XT SUPER TURBO COMPUTER** runs all the popular Business Programs, like Lotus 1, 2, 3, Word Perfect, Wordstar, dBase III, Homebase, Sidekick, and Flight Simulator. In addition to running the programs at the standard IBM clock speed of 4.77 Mhz, it also runs at 8 Mhz — **almost twice as fast as IBM.**

ACS has developed the fastest, most powerful XT and AT computers available today. We have also researched the numerous software programs available to automate your office. If you are considering buying a computer, call ACS. We can recommend the software and hardware system that will best solve your business needs.

#### HERE'S WHAT YOU GET

ACS-Turbo Mother Board 4.77/8.0 Mhz

640K of RAM

Two 360K Floppy Drives

Heavy Duty 135 Watt Power Supply

Keyboard New "AT" Type with Large Enter Key

Parallel Printer Port

Monochrome Graphics Display Card

High Resolution Mono Monitor

with Swivel Base and Anti-Glare Screen

#### OPTIONS

20 MEG Hard Disk \$449.00

20 MEG Tape Back-Up \$595.00

Clock/Calendar \$ 59.00

Internal Modem 300/1200 BAUD \$199.00

Okidata 192 Printer \$399.00

#### PROGRAMS INCLUDED

Included in the purchase price is MS-DOS, the standard IBM operating system. With our Hard Disk Computer, you also get HOMEBASE, a general purpose multi-function program to perform word processing, electronic filing, and data base management. HOMEBASE has a built-in calendar, with monthly, weekly, and daily scheduling. The Homebase Calculator lets you perform calculations on the monitor and the ability to print a paper tape if desired. HOMEBASE also includes a communication program with autodialer for communication with other computers (requires a modem).



5 YEAR WARRANTY AVAILABLE

#### GUARANTEE & WARRANTY

We guarantee you will be delighted with our ACS-Turbo Computer or return it within 30 days for a refund (less shipping charges). We warranty our Turbo Computer 100% Parts & Labor for 1 year. We believe our computer is even more reliable than IBM — that's why we're offering a five-year extended warranty for only \$30.00 a year. Order early for the holidays — delivery may take over 30 days.

#### HOW TO ORDER

Call us at (818) 889-1092. We have experienced salespeople to advise you with your computer requirements. Ask for our experts — ask for Department FD.

You can charge our ACS-Turbo Computer with a VISA or MasterCard. We also have a lease plan available for qualified businesses, with payments from 36 months to 60 months.

\*IBM is a registered trademark of International Business Machines.

DEALERS  
WANTED

# ACS

5311 Derry Avenue, Suite A, Agoura Hills, CA 91301

Phone: 818/889-1092 Fax: 818/889-5605 Telex: 299 353 POST UR

EASY LINK Mailbox: 62941735 Telex: 5106018224 ACS AGRA HILLS UQ

# ELECTRONICS NEWSLETTER

## RESEARCHERS COME UP WITH FASTER MAGNETO-OPTIC RECORDING

**M**agneto-optic recording systems provide density and read-write capability. But they have been partly stymied because, unlike conventional magnetic recording, they require separate passes to erase and write. Now the process may be speeded significantly by researchers at Carnegie-Mellon University in Pittsburgh who have developed a method to directly write over previous data while it is being erased. The key is to use magneto-optic thin films with a compensation temperature that is a few tens of degrees higher than the ambient temperature—allowing the demagnetizing field to also be used as a bias field for writing. □

## MOSTEK STEPS UP ITS EFFORTS IN THE MILITARY DRAM MARKET

**O**ne of the companies hit hardest by the 1984-85 price collapse of commercial 64-K dynamic random-access memories is serving notice that it is still alive and kicking in the DRAM market. Mostek—now Thomson Components-Mostek Corp.—is readying a new military-grade fast 256-K DRAM. Once a top world supplier of 16-K chips, Mostek dropped commercial DRAMs after being sold to Thomson-CSF of France by United Technologies Corp. a year ago. However, the Carrollton, Texas, MOS maker quietly stayed in the military DRAM business, shipping its Joint Army-Navy-qualified MKB4564 64-K and 4116 16-K chips. Now, Mostek is preparing to introduce a new 1.5- $\mu$ m n-channel 256-K-by-1-bit DRAM, the MKB/J45F56, which will have access speeds as low as 100 ns. □

## PARALLEL-PROCESSING STARTUP WILL TAKE ON THE BIG PLAYERS

**A** tiny Manhattan startup, hoping to enter the big leagues of parallel computing alongside the likes of Intel, Thinking Machines Inc., and BBN Advanced Computers, is racing to complete its first product by the end of the year and deliver it in the first quarter. The Fifth Generation Computer Corp. plans a computer based on the massively parallel-processing architecture, called Dado, developed at Columbia University. The computer, also called Dado, will use Motorola 32-bit 68020 microprocessors connected in a binary-tree configuration. That configuration means that Dado is well-suited for applications such as speech recognition, acoustic signal identification, relational data-base operations, general pattern matching, and two- and three-dimensional graphics, the company says. Unlike other parallel computers that run as stand-alone units, Dado is designed as an accelerator. It attaches to a general-purpose computer or work station that acts as controller, allowing Dado to devote itself to parallel computing. A typical Dado, with 16, 32, or 64 processors, attachable to a Sun work station, will cost \$90,000 for about 1.8 mips per processor. □

## SURPRISE! CHIEF EXECS ARE HEAVY PERSONAL COMPUTER USERS

**A** study of how 113 senior executives and middle managers of U.S. corporations use personal computers concludes that, contrary to conventional wisdom, senior and chief executives actually use their machines quite heavily—on the average of seven hours a week in one-hour sessions. The study, conducted by the Stanford University Graduate School of Business and sponsored by Epson America Inc., also contradicts the academic precept that senior executives should use computers for decision-making and planning, and middle management should use them primarily for management-control information. Instead, top management's most frequent use is for information on how the company is doing—while middle management, in fact, uses the computers most frequently for decision analysis and planning. □

# ELECTRONICS NEWSLETTER

## CONVEX AIMS NEW 64-BIT PROCESSOR AT EMBEDDED SUPERCOMPUTING

**N**ot all of the new minisupercomputers from Convex Computer Corp. were announced last month when the firm introduced its second-generation C1 XP and low-cost C1 XL models [*Electronics*, Oct. 30, 1986, p. 56]. A third, smaller minisuper is for system integrators who want to embed 64-bit processing power into their own equipment. Convex will announce this model, the XE, in the first quarter of next year. The XE contains the core of the \$350,000 XL and costs \$19,000 in quantities. It repacks the CMOS system so it can slip into a 19-in. rack with its own power supplies, boot-up disk, Multibus card cage, and up to 64 megabytes of system memory. A key application for the XE could be computer-aided design and manufacturing systems, which can use the 64-bit processor as a powerful engine for graphics. Convex believes the XE's price and size could make it the first supercomputer to see action aboard ships and in seismic-search vehicles. □

## ENTRY-LEVEL VERSION OF 7-GIGAFLOPS SUPERCOMPUTER IS COMING...

**P**otential users who want to get into supercomputing, but don't think they need to pay for the full 7-gigaflops power of ETA Systems Inc.'s forthcoming ETA<sup>10</sup> supercomputer, may soon have a way to do it. The St. Paul, Minn., company is working on an entry-level model known internally as the Piper, which reportedly will use slower, air-cooled single- and dual-processor versions of the full model's liquid-nitrogen-cooled, CMOS-based single-board processors. ETA officials say they haven't yet fully defined the Piper product strategy, but the machine could be introduced as soon as next year's first half. The Piper could still pack a lot of wallop: each processor board is about equal in power to a Cyber 205 supercomputer. Its price also would start at \$1 million, versus the \$6 million to \$25 million of the full ETA<sup>10</sup>. □

## ...AS ETA SIGNS PERFORMANCE SYSTEMS AS SECOND SOURCE FOR GATES

**E**TA Systems Inc.'s future customers can take comfort in the fact that the firm has finally nailed down an alternate source for the 20,000-gate CMOS array chips, supplied by Honeywell Inc., that will be the heart of the ETA<sup>10</sup> supercomputer [*Electronics*, May 26, 1986, p. 33]. ETA is preparing to deliver tapes for mask generation before year end to Performance Semiconductor Corp. in Sunnyvale, Calif., which will take on the second-source task. ETA officials expect Performance to make its first deliveries late in next year's first quarter and to begin small-volume production by the third quarter. But Performance will need until mid-1988 to develop and produce all 92 options of the array to be used in the ETA<sup>10</sup>. In the meantime, the supply of high-quality, working packaged chips from Honeywell improved dramatically in October, when "we received more devices alone than we did during the first nine months of the year," says an ETA source. □

## DEC SPREADS CLUSTERING DOWN TO MICROVAX II AND VAXSTATION II

**D**igital Equipment Corp. is extending its VAXcluster multiprocessing capability down to its low-end MicroVAX II and VAXstation II. To be available next month, the software, Local Area VAXcluster, will allow work stations to function in a tight computer environment with centralized system management and transparent file sharing. In such an environment, what is called dynamic load balancing lets individual work stations draw upon the computing power of other stations in the system for processing tasks. The Maynard, Mass., company also announced several new VAXstation II and MicroVAX II configurations—including diskless models—to run the Local Area VAXcluster software. □



# TO PLUG IN THOUSANDS OF COLORS, FOLLOW OUR LEAD.



INMOS has taken the lead in video display enhancement. Our IMMSG170, IMMSG171 and IMMSG172 Color Look-Up Tables let you and your RGB analog display plug in a palette of more than a quarter million colors. And we're already setting the standard with major industry leaders designing our tables into their systems.

Our programmable DAC conforms to RS170A standards with pixel rates up to 50MHz in the IMMSG170 and 80MHz in the IMMSG171 and IMMSG172. The new IMMSG171 also features a read-back path for content verification.

The IMMSG170 family gives you high quality images by integrating a 256 word x 18 bit color-mapping table with three 6-bit DACs, 75Ω drivers and micro-processor interface. And it's all on a monolithic CMOS device for reduced board space and power consumption, lower costs and design ease.

Plug in the INMOS Color Look-Up Table and view your system in a whole new color.


## COLOR LOOK-UP TABLE



INMOS, Colorado Springs, Colorado, Tel. (303) 630-4000;  
Bristol, England, Tel. (0454) 616616;  
Paris, France, Tel. (1) 46.87.22.01;  
Munich, Germany, Tel. (089) 319 10 28;  
Tokyo, Japan, Tel. 03-535-2840.

Crayola and serpentine design are registered trademarks of Binney & Smith, Inc. Used with permission. inmos,  and IMS are trademarks of the INMOS Group of Companies

Circle 23 on reader service card



Fred Molinar, President

# “Attention shoppers. Our image processing dept. has been expanded again. Repeat...”

Welcome to Data Translation, home of the image processing board. Here you'll find the industry's most complete line of products for the IBM PC, IBM PC AT and the MicroVAX II.

Data Translation can furnish high and low resolution products for

real-time applications requiring user-defined convolutions, histograms, frame averaging, windowing, arithmetic and logic operations, graphic overlays, and even video animation. And all at prices that are often assumed to be misprints at first glance.

Naturally, you can depend on our standard five-day delivery and extensive software support.

Have a productive day and thank you for shopping Data Translation.

**Call (617) 481-3700**

Image Processing Board	Computer	Resolution	Gray Levels	RS-170, MSX, RS-230 CCR, PAL Compatible	VCR Compatible	Slow Scan Compatible	Number of Video Inputs	Real-Time Frame Grab Input and Output LUT's	Memory-Mapped Frame Store Memory	Real-Time Processing**	Hardware MM Convolutions**	Hardware Histograms**	Hardware LUTs**	Software Support	Price
DT2803 Low Cost Frame Grabber	IBM PC, PC XT, PC AT	256x256	64	Yes	Yes	8*	Yes	Yes	1 buffer 256x256x8 (64 Kbytes)					VIDEOLAE PC SEMPER	\$1495
DT2851 + DT2858 High Resolution Frame Grabber and Auxiliary Frame Processor	IBM PC AT	512x512	256			Yes	8*		2 buffers, 512x512x8 each (512 Kbytes), and 1 buffer, 512x512x16 (512 Kbytes)	Yes	Yes	Yes	Yes	DT-IRIS	DT2851 \$2995 DT2858 \$1695
DT2603 Low Cost Frame Grabber	MicroVAX II	256x256	64				4		1 buffer 256x256x8 (64 Kbytes)					DT-IRIS	\$1895
DT2651 + DT2658 High Resolution Frame Grabber and Auxiliary Frame Processor	MicroVAX II	512x512	256	▼	▼	Yes	4	▼	2 buffers, 512x512x8 each (512 Kbytes), and 1 buffer, 512x512x16 (512 Kbytes)	Yes	Yes	Yes	Yes	DT-IRIS	DT2651 \$2995 DT2658 \$1895

\*\*With DT2859 Eight Channel Video Multiplexer (\$395)

\*\*All frame processor boards operate in near-real-time with 16-bit internal accuracy; all 512x512 frame grabber boards process in real-time with 4-bit and 8-bit internal accuracy.



See our new 646 pg. catalog/handbook or see us in Gold Book 1986. Or call for your personal copy today.



# DATA TRANSLATION

**World Headquarters:** Data Translation, Inc., 100 Locke Dr., Marlboro, MA 01752 (617) 481-3700 Tlx 951 646

**European Headquarters:** Data Translation, Ltd., 13 The Business Centre, Molly Millars Lane, Wokingham Berks, RG112QZ, England Tlx 851849862 (#D)

**International Sales Offices:** Australia (61) 2-6635289; Belgium (32) 2-7352135; Canada (416) 625-1907; Chile (2) 2-253689; China (408) 727-8222; (86) #7214017; Denmark (02) 187188; England (44) 0734-793838; Finland (358) 0-372-144; France (33) 146306839; Greece (30) 031-527039; (30) 13-614300; (30) 95-14944; Hong Kong (852) 3-324563; India (91) 2-231040; Israel (972) 3-324298; Italy (39) 2349751; Japan (81) 3-502-5550; (81) 3-348-8301; (81) 3-355-1111; Korea (82) 753-3101; Malaysia (60) 3-36299; Morocco (21) 9-30-6949; Netherlands (31) 70996360; New Zealand (61) 2-663-5289; Norway (47) (02) 559050; Per. J. (51) (14) 31-8060; Philippines 818-0103; Portugal (351) 1545313; Singapore (65) 271-3163; South Africa (27) 12469221; Spain (34) 14558112; Sweden (46) 87617820; Switzerland (41) 17231410; (41) 22360830; Taiwan (86) 2-721-7864; (86) 2-531-2434; West Germany (49) 89809020.

IBM PC and IBM PC AT are registered trademarks of IBM. MicroVAX II is a registered trademark of Digital Equipment Corporation. Data Translation is a registered trademark of Data Translation, Inc.

# PRODUCTS NEWSLETTER

## TI CHIP SET PROMISES A 1,200-BAUD PRICE FOR 2,400-BAUD MODEMS

**T**exas Instruments Inc. is teaming its powerful 32-bit digital signal processor and 8-bit TMS7042 microcontroller to lower the cost of 2,400-bit/s modems to the level of today's 1,200-b/s modems. TI's ROM-coded TMS32011 signal processor contains a dual-channel serial port that attaches directly to codecs. TI's Houston operation says customers will be able to build 2,400-b/s modems for \$50 each, including the chip set, a codec, interface, and glue logic. The chip set will cost about \$25 in quantities of 25,000. A prototyping kit is being introduced at this week's Comdex/Fall show for \$995. □

## SOLID-INK PRINTER RIVALS LASER JETS, DAISYWHEELS IN OUTPUT QUALITY

**A**n innovative solid-ink process will make possible a printer that Dataproducts Corp. claims will produce better-quality output than laser and daisy-wheel machines. The SI 480 also runs at speeds four times faster than the daisywheels, says the Woodland Hills, Calif., company. In the printer, a solid pellet is melted, and the molten ink is fired through tiny nozzles to the media, where it then hardens. The SI 480 prints on any media. Its speed of 200 characters per second at 480-dots/in. horizontal resolution puts it into the midrange of letter-quality office printers. Dataproducts will start quantity deliveries to original-equipment manufacturers in the first quarter of 1987. Price for the basic unit is \$2,795 and includes an automatic sheet feeder, tractors, two character fonts, and two interfaces. □

## FERRANTI ASIC DESIGN TOOLS HANDLE ANALOG-DIGITAL COMBOS

**S**oftware tools for layout and design of combined analog and digital application-specific integrated circuits from West Germany's Ferranti GmbH run on IBM Personal Computer ATs and XTs using FutureNet Corp. schematic-capture software and MicroSim Corp. PSpice. Ferranti's Digilin library of uncommitted logic arrays includes more than 30 linear macrocells, and users can design custom macrocells having as many as 140 transistors. The company estimates four to six weeks from verified design to supply of samples. The Digilin software library, a design manual, a CAD support manual, and a two-day training course will be available in the U. S. in January from Ferranti subsidiary Interdesign Inc., Scotts Valley, Calif., for about \$1,500. □

## SIEMENS ARRAYS PROMISE FASTER, SMALLER MAINFRAMES


**A**new family of gate arrays from Siemens AG will make central processing units of large mainframes smaller and faster. The West German company's SH100E is a bipolar device that packs 9,000 gate functions—60,000 elements—on 145-mm<sup>2</sup> chips. The emitter-coupled-logic array features a gate delay of 200 ps. It comes in a tape-automated-bonding package with 320 pins. The arrays are being introduced at this week's Electronica show in Munich. Prices have not been announced yet. □

## LOW-COST CAMERA CONVERTS PHOTOS TO PC IMAGES

**U**sers of CAD and PC-based graphics systems can convert photographs into high-resolution computer images with a \$1,200 camera from Julie Research Laboratories Inc., New York. The C850 uses an external color wheel to capture images in a three-step red-blue-green procedure. The camera provides high contrast and color resolution of 512 lines. Software running on an IBM Personal Computer XT, AT, or compatible machine synthesizes color components into an accurate image with hues matching the original. The camera is compatible with a wide variety of video-frame-grabber boards. □

**“Customers tell us...  
Samtec really  
is a different  
breed of cat!”**

*Sam Shine, Proprietor*



**These Samtec folks make  
sure you get *SUDDEN SERVICE***

Samtec people believe that our customers deserve the finest products and services. Whatever you need—catalogs, samples, cross-reference guides, quotations, shipment dates—you'll get **SUDDEN SERVICE** that other vendors can't (or won't) match. Give us a try. You won't be disappointed.




*Maria Shepard  
Intl. Sales*

*Vicki Mills  
Sales*

# Samtec's **SUDDEN SERVICE** gets the highest customer approval for product quality, on-time delivery.

Everybody claims superior products and service. We'll simply summarize and document\* some of the reports we continually receive from Samtec customers who *demand* the best from their suppliers. Large companies, medium-size companies, small firms—they have all come to rely upon Samtec SUDDEN SERVICE. They have given us the highest possible quality rating for zero defect parts, on-time delivery and prompt, reliable service.

Large orders or small, they all receive the same "as promised" service that makes Samtec "a different breed of cat". Try us. You'll be pleasantly surprised.



Contact Samtec for all of your board-to-board and on-board interconnect needs. You'll find the industry's largest selection of instant break-away socket and terminal strips as well as low profile and hi-temp DIP sockets and surface mount products.

## CUSTOMER EVALUATION SCORECARD\*

Customer	Product	Quality Rating for Samtec
Company "A"	Computers	100%
Company "B"	Industrial Controls	100%
Company "C"	Test Instrumentation	100%
Company "D"	Cellular Radios (Telecom)	100%
Company "E"	Medical Instrumentation	100%
Company "F"	Computers	Zero Defects
Company "G"	Telecommunications	100%
Company "H"	Industrial Motors	100%
Company "I"	Telecommunications	100%
Company "J"	Medical Instrumentation	100%
Company "K"	Heart Pacemakers	Excellent

\*Your Samtec salesman or distributor can show you documentation and names. They are highly respected, quality-oriented OEM's of all sizes that you'll recognize immediately.

© Samtec, Inc. 1986

# samtec

# SUDDEN SERVICE

P.O. Box 1147 • 810 Progress Blvd. • New Albany, IN 47150  
Phone: (812) 944-6733 • TWX 810-540-4095 • Telex 333-918




Tom Gividen  
M.I.S.

Terri Babcock  
Sales

Glenda Miller  
Production

**WRITE TODAY** for our new 72-page full line catalog. It has been revised and enlarged to include many new products. And it contains complete specification data for fast, easy ordering. Get yours today.  
CIRCLE NO. 27





# TWO DIGITAL SCOPES IN ONE.

## The Acquisition.


With sweep speeds from days to nanoseconds and resolution up to 15 bits, the 4094 digital 'scope can capture the most elusive signals. Every plug-in has 16K of memory, viewable trigger set-up and independent pre- or post-trigger delay on each channel. Signal averaging is standard and our latest 10 MHz/12-bit plug-in even offers real time manipulation of the incoming signals. With two plug-ins the 4094 can record four channels simultaneously. Or even monitor two slow signals and capture high speed glitches at the same time. All under computer control or via manual operation: whatever your application demands.

## The Analysis.

Expand and examine any waveform feature in detail. Use the dual cursors and numerics to measure the time or voltage of any point. Compare live or stored waveforms with each other or with pre-recorded references. Store signals on disk manually or automatically. Use pushbutton programs to manipulate the data or send it to your computer via GPIB or RS232 interface. Complete your report with a hardcopy plot using the XY/YT recorder or digital plotter outputs.

## First Time, Everytime.

Don't miss important data because of set-up errors. From the World's first in 1973 to the latest models, Nicolet 'scopes are easy to use. Find out how they can be the quickest solution to your signal problems. For more information call 608/273-5008, or write Nicolet Test Instruments Division, P.O. Box 4288, 5225 Verona Road, Madison, WI 53711-0288.



# Electronics

## IS THE FAIRCHILD-FUJITSU DEAL A VISION OF THE FUTURE?

### VERTICALLY INTEGRATED GIANTS COULD DOMINATE WORLD MARKETS

#### NEW YORK

It's been 18 months since Silicon Valley was first struck by an economic earthquake that left the U.S. chip business in a shambles, and the aftershocks aren't over yet. The latest jolt came late last month when Fujitsu Ltd. agreed to buy an 80% stake in Fairchild Semiconductor Corp. from Schlumberger Ltd., thereby leaping into the elite class of the world's five biggest chip makers.

The deal—hailed by analysts as a match made in heaven, even as the military, leading chip makers, and the Semiconductor Industry Association howled with discontent—could mark the start of a whole new era in the U.S. semiconductor industry: the age of the giant chip makers. The prospect of those giants being overseas is particularly disturbing to the Pentagon.

Further fueling the uproar are reports that General Electric Co. is ready to sell off its merchant semiconductor businesses (see p. 30). And analysts say others may also be seeking financially strong buyers who can help with expensive capital investments. Together, these factors indicate that the Fujitsu-Fairchild deal is not an isolated incident.

**CHEAP DOLLARS.** Behind the changes in the industry are such related causes as the recent semiconductor trade agreement with Japan, depressed market conditions, overcapacity, and an evolving global market for semiconductors, analysts say. The driving force, however, may well be the sliding U.S. dollar.

The dollar was weakened to make U.S. goods more attractive overseas. But the cheap dollar has also made the companies that produce those goods highly attractive for foreign takeover. That worries U.S. chip makers, especially Texas Instruments Inc. "While some consolidation in the industry is inevitable," the Dallas-based company said in a statement on the Fairchild sale, "it is disturbing that Japanese companies with cheap capital can buy U.S. market position and products at low prices."

The semiconductor trade agreement may also have played a part in Fujitsu's purchase of Fairchild. Fujitsu now joins NEC Corp. as the only Japanese power-

houses with firm U.S. beachheads, meaning they can make chips here as domestic suppliers, whose prices are not regulated by the agreement. That and the possibility that other Japanese companies may follow worries the SIA, says vice president Warren Davis. "We have to study the matter very carefully," he says.

Not everyone is panicking, however. Some observers regard the Fairchild acquisition as a repeat of events in the 1970s, when, encouraged by the cheap dollar, Schlumberger acquired Fairchild, Philips bought Signetics, and Siemens



**HARBINGER.** Brooks says there will be more deals like the one he cut with Fujitsu.

picked up some specialty houses and a stake in AMD. But even these observers admit this may well turn out to be a more sizable trend. For their parts, the Japanese chip makers don't seem to think there are that many worthy potential partners in the U.S. A spokesman at Fujitsu headquarters in Tokyo says the company moved quickly because "there are only a limited number of brides available." Toshiba, meanwhile, described Fujitsu's move as "very brave."

One of the major attractions of U.S. chip makers for foreign companies is their well-defined distribution channels. One of the reasons for all the interest in GE/RCA Solid State is its distribution network, says former division vice president Bob Pepper, who now runs a startup called Level One Communications

Inc. in Folsom, Calif. A company that could latch onto Solid State's distribution agreements could get instant market opportunities for its own products, he says.

Just who might be interested in buying GE's merchant chip operations, which are worth an estimated \$400 million in annual sales, is the topic of much debate. The companies most often mentioned are Toshiba, whose business in discrete components might be compatible with GE/RCA's; Sharp, which had sought to enter the U.S. chip business through a joint venture with RCA Solid State only to see the deal quashed by RCA's merger with GE last winter; and Siemens, the West German giant that has been seeking ways to boost its production capacity on this side of the Atlantic [*Electronics*, June 2, 1986, p. 38].

What these firms all have in common is that they are large, cash-rich, vertically integrated companies with sizable sales in the merchant chip market. That's just the kind of company that will be dominant in the semiconductor business into the next decade, says Richard Skinner, president of Integrated Circuit Engineering, a Scottsdale, Ariz., market research firm. ICE predicts that by 1996 the top 10 chip producers will include only one U.S. merchant firm—TI—plus IBM and six Japanese companies. Siemens will be the lone European entry.

Skinner says the reason for Japanese success is that the parent firms buy chips in-house. Tying chip development to product development in other areas holds costs down, he says, and either GE or RCA could easily have done the same.

Instead, they followed the more typical American strategy of trying to keep the semiconductor units responsible for their own profit margins. "RCA Solid State and GE Semiconductor were both equal in stature with TI or Motorola when it came to doing business with RCA's Commercial Electronics Division," he says. "But if they bought only from within, GE and RCA both would have large enough requirements that they could have supported rather large

captive semiconductor operations."

That's what IBM does, and now the company's semiconductor operations are the largest in the world. Rumors persist in Japan that IBM could make a push into the merchant market with its 1-Mb dynamic random-access memories, but Big Blue dismisses the talk as "pure speculation."

Fairchild president Don Brooks says there will be a lot more deals like the one he pushed for with Fujitsu. Japan and Korea, he says, have built semiconductor capacity around well-defined commodity products that are manufactured in high volume. But after two years of over-investment, they're finding themselves with excess capacity—even as the industry is beginning to change from commodity products to application- and user-specific ICs.

The results have been trade friction, price deterioration, and unprofitability in the U.S., Japan, and Korea. Now the Japanese are trying to get closer to the customers they serve. There are two ways to enter the U.S. markets: build a U.S. facility, as NEC has done in Roseville, Calif.; or invest in equity, as Daewoo of Korea did in Zymos Corp. Fairchild says 50 U.S.-Japanese alliances were made in 1985, up from 20 in 1984.

Meanwhile, in Washington, the departments of Justice, Commerce, and—most important—Defense are studying the Fujitsu-Fairchild deal very closely. Defense Secretary Caspar Weinberger is especially concerned with "foreign dependency," says Arney Stensrud, a member of the Defense Science Board and director of strategic marketing and government relations for Motorola Inc.'s

## GE LIKELY TO SELL ALL CHIP LINES BUT ASICs AND SOS

Neither General Electric Co. nor officials at the GE/RCA Solid State Division is willing to comment, but talk is swirling about the industry that GE is unloading its merchant semiconductor operations. Industry observers agree that there is little question that the businesses are up for sale.

GE reportedly is seeking about \$400 million for the package, which is made up of GE/RCA Solid State and the Intersil subsidiary, plus GE's power business. GE is keeping several product lines that it considers strategically essential—its application-specific chips and some military lines such as RCA's silicon-

on-sapphire CMOS technology.

In 1985, RCA Solid State had \$341 million in sales, while GE's Semiconductor Business Division accounted for about \$295 million, according to figures supplied by Dan Hutcheson of VLSI Research Inc., a San Jose, Calif., market-research firm. About \$140 million of RCA's sales were in its highly regarded CMOS, a technology in which the company was a pioneer. Discretes accounted for about \$101 million, and linear devices brought in about \$92 million.

Most of GE's commercial operations are nestled in Intersil's line of discrete compo-

nents and MOS chips. In 1985, GE sold about \$125 million in MOS parts and about \$112 million in discretes. Linear devices accounted for about \$41 million.

High-reliability military devices account for about 23% of the division's sales, says Carl Turner, who ran Solid State before the merger and is now responsible for the operations that GE is selling.

He adds that about one quarter of his military business is in radiation-hardened SOS devices. But GE almost certainly won't let that technology go; SOS is ideal for space applications, a business in which GE is heavily involved. —T. N.

Semiconductor Products Sector. This concern does not address manufacturing issues or the availability of devices themselves, he says, but rather the transfer of technology offshore into unsafe hands. When U.S. firms cooperate with foreign outfits, he says, "the know-how slowly leaks away." A top source at a leading defense electronics firm points out, however, that the supply of ICs is not in jeopardy. U.S. defense suppliers are already buying critical parts from foreign sources.

According to figures supplied by ICE, Fairchild is the No. 2 military chip supplier with \$150 million in sales—right on the tail of TI and a step ahead of No. 3 Harris Corp. Fujitsu and Fairchild are not about to let their military business shrink away. Shortly after the agreement was announced, Brooks went to Washington to assure government officials of his and Fujitsu's good intentions. He says the discussions were held at his request, and disputes reports that

he was summoned to Washington. "I wanted to make sure they were clear on what we wanted to do," says Brooks, who won't say exactly whom he talked with in Washington. "Military sales are a big part of our business. After the merger, we will bring more, not less to that market."

Motorola's Stensrud says Fujitsu will push hard to maintain and even expand Fairchild's military business. He calls the acquisition "bad news for the military IC industry. It says the Japanese are capable of participating in the market."

From Fairchild's point of view, though, it will now have more, not less U.S. control. Neither the company's present owner, Schlumberger Ltd., nor any of its top management hails from the U.S. After the purchase, Fairchild will be a public U.S. company with two major shareholders: Fujitsu and Schlumberger.

—Tobias Naegele, Clifford Barney, and Larry Waller

### SEMICONDUCTORS

## SIEMENS JOINS THE 1-Mb DRAM CLUB

### MUNICH

Siemens AG is about to take its first big step in an all-out drive to propel itself into what the West German giant calls the "mega era" of the semiconductor industry. Lagging only major Japanese suppliers, Siemens next March will start sampling a 1-Mb dynamic random-access memory to its customers.

The big chip is just the beginning. New facilities that will come on line next year, such as a new mask center, a process line for high-speed bipolar de-

vices, and a design center for application- and customer-specific CMOS circuits, will contribute greatly to Siemens' drive. Coupling these facilities to the West German company's experience as a systems manufacturer will add greatly to Siemens' clout in the European semiconductor markets, predicts Peter Savage, associate director and a components market watcher at Dataquest UK Ltd. in London. "They should also give the company a good chance to become a major player on world markets."

The Munich company's efforts in 1- and 4-Mb DRAMs are part of the Mega project, which Siemens and Philips International NV jointly launched in 1984. This \$2 billion endeavor, partly financed by the Dutch and West German governments, envisions 4-Mb Siemens DRAMs by 1989 and 1-Mb Philips static random-access memories also by 1989. The company is one of three European manufacturers that, under the Joint European Silicon Submicron Initiative [*Electronics*, Oct. 30, 1986, p. 48], want to set up a



common research institute for developing a 0.3- $\mu\text{m}$  technology. Philips of the Netherlands and the Thomson Group in France are also Jessi partners.

By sampling the 1-Mb DRAMs next spring, "Siemens is right on schedule, although the \$270 million project is an unusual *tour de force* even for a company our size," says Hermann Franz, member of the Siemens board of management and president of the \$1.15 billion Components Group. The \$270 million represents the company's investment in the 1-Mb DRAM facility.

Being on schedule would not have been possible for Siemens, however, without help from Toshiba Corp. Under a technology-exchange agreement with the Japanese company [*Electronics*, July 22, 1985, p. 12], the West German company acquired the mask-fabrication technology necessary for making the devices. That, Franz says, has enabled Sie-

mens to cut the time it had lagged other firms in getting memories to market. In the past, its lag time had been running 2½ years, but with boost from the Japanese, it now is only about half that. And with its 4-Mb devices—which Siemens will make entirely on its own—the company thinks it will pull even with its Far Eastern and U.S. competitors.

To that end, engineers at Siemens's Central Research Laboratories in Munich have tested parts of their 4-Mb DRAMs, which will be made with 0.8- $\mu\text{m}$  lines. Thanks to Jessi, Siemens is even eyeing 0.3- $\mu\text{m}$ , 64-Mb devices.

Produced at Siemens' Regensburg plant, the 1-Mb DRAM uses 1.2- $\mu\text{m}$  CMOS technology. The 1-Mb-by-1-bit DRAM will come with maximum access times of 100 and 120 ns and will draw either 330 or 275 mW. The 54-mm<sup>2</sup> chip comes in a standard 18-pin dual in-line plastic package, which is the same size

used for 16-, 64-, and 256-K memories. Around mid-1987, the 1-Mb DRAM will be available in a surface-mountable package.

Volume production of the 1-Mb DRAMs will be gradually stepped up during 1987. The production line is geared for 6-in. wafers, in contrast to most of the competition, which still works with 5-in. wafers.

About the same time that volume production of 1-Mb DRAMs gets underway, Siemens's mask center and process line for high-speed bipolar logic circuits will come on stream. This facility, in Munich, will concentrate on emitter-coupled-logic arrays with gate delays initially around 200 ps. Another project due to come on line next year is a design center for CMOS ASICs and customer-specific circuits. So by the end of 1987, Siemens should be in a strong position to run with the Japanese and U.S. chip makers in the mega area. —*John Gosch*

## OPTOELECTRONICS

# GaAs OPTO IC GETS UP TO 200 GATES

### BLOOMINGTON, MINN.

**H**oneywell Inc. has moved optoelectronic computing a step closer to the product stage by demonstrating a gallium arsenide receiver. The circuit integrates a photodetector, preamplifier circuitry, and a digital 1:4 demultiplexer, all on the same 2-by-2-mm device. The chip decodes a 1-Gb/s optical input into four parallel 250-Mb/s electrical outputs. The circuit carries about 200 gates and exhibits "a density-speed product about 10 times better than any other [optoelectronic] circuit known to date," Honeywell says.

Developed under funding from the Defense Department's Strategic Defense Initiative, the chip is part of a larger DOD effort to push technology for building full-blown monolithic optical transceiver circuits. The idea is to make devices to facilitate direct chip-to-chip communication over high-speed optical fibers. The DOD sees the technique as a way to break the input/output bottleneck that could slow down future systems built with complex, high-speed, I/O-intensive integrated circuits. As part of the push, the Defense Advanced Research Projects Agency has been funding work on optoelectronic interconnection since 1981 at Honeywell and since 1984 at the Rockwell Sciences Center of Rockwell International Corp., in Thousand Oaks, Calif.

Parallel programs at the two companies are aimed at developing true monolithic optoelectronic devices. Funding responsibility for Honeywell's chip effort was transferred to SDI in 1984, but both programs are being managed by Darpa.

The 200-gate Honeywell device breaks new ground in optoelectronic circuit density, says Sankar Ray, a principal research scientist at Honeywell's Physical Sciences Center here. "People have built chips like this before, but only at small-scale-integration levels, like a detector with maybe 10 or 15 gates on the chip." The digital circuits on Honeywell's chip are built with 1- $\mu\text{m}$  ion-implanted metal-semiconductor FET technology.


Rockwell's optoelectronics manager Kevin Kilcoyne says his firm expects to demonstrate a similar GaAs receiver chip in about a month. It will push com-

plexity even further, by integrating an 1:8 demultiplexer—about 250 gates.

The receiver technology is only part of the problem. The tougher task is the integration of a laser diode on chip with digital multiplexing circuitry to handle the transmission end of the optical link. Under the DOD program, Honeywell and Rockwell are charged with eventually putting both the photodetector and the laser diode on the same chip. The goal, says John Neff, a program manager in Darpa's defense sciences office, is to get working monolithic GaAs transceiver circuits by late 1988, integrating the laser and the photodetector with their associated multiplexing circuitry. As an interim step, both firms plan to build a monolithic transmitter-only chip.

"The receiver chip is the simpler of the two tasks, because we fabricated the detector right on the GaAs substrate using ion-implantation techniques," Ray says. The transmitter will require use of a more exacting process involving metal-organic chemical-vapor deposition of the epitaxial layers necessary to form the laser diode.

For its part, Honeywell is working with a transverse-junction-strip laser technology. The firm has fabricated a discrete gallium-aluminum-arsenide laser diode on a 3-in. wafer that operates down to a threshold of 32 mA. By



**GIGABIT.** Honeywell's optoelectronic receiver chip demultiplexes four data streams from a 1-Gb/s optical input.

contrast, Rockwell is pursuing a multiple-quantum-well laser approach that Darpa's Neff believes holds more potential for reaching the 5-to-10-mA minimum threshold levels that the agency ultimately desires. Rockwell has already demonstrated 22-mA thresholds with its technology, Kilcoyne says.

After a mask modification, Rockwell expects to demonstrate within six months a transmitter chip integrating 8:1 multiplexing circuitry, Kilcoyne says. But Ray says that Honeywell will leapfrog to a 16:1 multiplexer on its first transmitter chip. What's more, the

firm plans to build the transmitter device with enhancement/depletion-mode GaAs technology, which the DOD wants for the final transceivers in late 1988. Although built with a more difficult process, the enhancement/depletion-mode parts will save power.

Ray says Honeywell expects to have its transmitter with a 16:1 multiplexer ready in about 12 to 18 months. For the transceiver chip, the firm will integrate 16:1/1:16 multiplexer/demultiplexer circuitry, Ray says. Rockwell is planning to integrate 8:1/1:8 circuitry on its first transceiver. —Wesley R. Iversen

agement similar to its operation in Japan, where Meitec provides technically trained staff to both Japanese companies and Japanese branches of American companies. Unlike most agencies that hire out temporary help, Meitec permanently employs the people it loans out. Their assignments last anywhere from six months to several years. Between assignments, they continue to work for Meitec.

In the future, Meitec plans to supply staff members to U.S. companies that want to start subsidiaries in Japan. In return, Meitec expects to get equity interest in the local branch. The arrangement is similar to the deals struck by venture capitalists, except that Meitec's investment consists of personnel instead of cash.

**KNOW-HOW.** The arrangement will work for both Meitec and its clients, Sekiguchi says, because small and medium-size U.S. companies need people and know-how, not money, when they set out to do business in Japan. Generally, such companies have no idea of how to get started. Nevertheless, he says, it is to their advantage to open an office, rather

than relying on trading companies. One reason, he says, is that the prices of products from many U.S. companies represented by traders have not fallen as they should in Japan in response to the much stronger yen.

Meitec has about 330 clients in Japan, and almost 3,000 employees, who generated more than \$110 million in billings in the latest fiscal year. —Charles Cohen

## TECHNOLOGY TRANSFER

# MEITEC TO OPEN A WINDOW ON JAPANESE TECHNOLOGY

### NAGOYA, JAPAN

A Japanese company, Meitec Corp., is setting up a service that will help U.S. companies gain access to Japanese technology. With the opening next week of its office in Santa Clara, Calif., Meitec will begin providing a number of services for U.S. companies that want to put Japanese know-how to work on the American side of the Pacific; it will also help U.S. companies that want to start operations on the Japanese side.

The services offered by the office will be modest at first: largely translation of Japanese technology papers and some assistance in gaining rights to that technology. From that beginning, Meitec hopes to expand its role as a middleman, making it easier for U.S. companies both to do business in Japan and to make products based on Japanese technology in the U.S.

Meitec's initial services will include translations of information stored by Technomart, a year-old on-line Japanese technology-marketplace service. And Meitec can assist in the negotiations for licensing of technology described in Technomart documents, says Fusaro Sekiguchi, president of Meitec.

Technomart not only stores data on technology but evaluates that technology and attempts to act as a clearinghouse for anyone interested in purchasing rights to it. Technomart's largest data categories cover technology and products for sale. Other items include requests for participants in joint R&D projects and personnel notices.

Data-base access and translations also will be offered for the Patent On-line Information Service, or Patolis, which covers all patents registered in Japan; and a science and technology reference service called JOIS, for JICST (Japan Information Center of Science and Technology) On-line Information System.

Meitec will provide translations from these data bases within 24 hours. It will also translate and format items submitted by U.S. firms for registration in Technomart. The company will be able to provide fast translation services because translators in Japan can work while the U.S. sleeps.

Initially, the U.S. office of Meitec will have two Japanese employees and an American secretary, who will take care of Technomart and data-base input/output and survey the market. Within three years, Sekiguchi expects to have 40 to 50 U.S. employees available for assignments outside the company, an ar-



**SEKIGUCHI:** His company helps move technology between the U.S. and Japan.

## COMPUTER-AIDED DESIGN

# SCAN HEAD LETS PLOTTER SERVE AS AN INPUT DEVICE

### AUSTIN, TEXAS

The traditional role of pen plotters is being turned the other way around. Plotters, which normally produce line-drawing output under computer control, become image-input peripherals with a new optical-scanner attachment from the Houston Instrument division of Ametek Inc. The scan head, which snaps into the pen holder of Houston Instrument's DMP-50 series of drafting plotters, could open up a new market for low-cost, large-document scanners.

Instead of making marks with pens, the plotter will sweep over paper drawings with the solid-state scanner, digitizing documents up to 36 by 48 in. in size.

Slated to debut at this week's Com-


dex/Fall show in Las Vegas, Scan-CAID is being offered as an add-on accessory to the DMP-50 plotter series with a suggested retail price of \$2,995. At that price, a fully operational plotter/scanner system will sell for less than \$10,000, about a sixth the cost of dedicated large-document scanners.

Sharing mechanical and control components between the plotter and the add-on scanner helps to keep costs low. Movement of the paper and control of the scan head are driven by the same commands used in normal plotting operations.

"Instead of having a plotter and a scanner, you can have one mechanism that serves both functions—using pens

# HP LIFE INSURANCE

Now, put up to 4 MBytes memory plus a floating point processor in a single slot of your HP 200/300 computer.



When you only have two slots—like on your HP 216—or even a few more slots as other HP 9000 computers do, you have to put the most capability in the least possible space or you may be limiting your computer's life!

So, now you can have memory—one, two or a full four megabytes—plus an advanced floating point processor on a single card with the new MF 300 Series from Infotek.

The MF 300 Series incorporates a powerful floating point processor (based on the Motorola 68881 processor) which significantly increases the speed of transcendental functions as well as arithmetic operations for both

BASIC and Pascal. Look at these performance enhancements!

### Compiled BASIC

Statement	Computer	Without MF		With MF Ratio	
		216	310	216	310
X=Y*Z	216	259	50	5.2	
	310	161	37	4.2	
X=SQRT(Y)	216	2,117	38	56	
	310	1,333	30	44	
X=SIN(Y)	216	4,326	64	68	
	310	2,746	50	55	

The same performance (without the memory) is available in the new FP 881 floating point processor. Or you can choose the Infotek FP 210 floating point processor for BASIC and Pascal based on the National 32081.

A two-year warranty and Infotek's personal service back up the MF 300 Series. So give new life to your HP. Call today for full information and ask to be put on the mailing list for our newsletter. (800) 227-0218, in California (800) 523-1682 or (714) 956-9300, 1400 North Baxter Street, Anaheim, California 92806-1201, TELEX 182283.



**INFOTEK  
SYSTEMS**  
A DIVISION OF ALS CORPORATION

Your Second Right Decision.  
Circle 33 on reader service card


One reason Sharp components are found in so many different products is that there are so many different Sharp components. Over 2000, in fact.

And if we don't already have exactly what you need, we'll work with you to custom-design it.

Of course, the quality of our components has a lot to do with our success. You don't get to be one of the world's leading component suppliers unless your products help your customer's products earn a reputation for reliability.

And you don't keep growing in today's

# SOME OF THE BEST RE SHARP COMPONENTS A AROUND YO



*Is there a computer in your office? Then chances are you know our components, since a number of major computer manufacturers use them.*

*Opto:* Sharp is one of the largest manufacturers of photocouplers, photointerrupters, solid-state relays, rotary encoders and photodiodes.


*EL display:* We're the #1 manufacturer of what many people consider the most visually pleasing flat panel display.

*Do you have a calculator or two? Did Sharp make them? Not surprising. We make more than anyone else—out of Sharp components, of course.*

*LCD display:* We can make 20 million units per month—supertwisted, high contrast, backlit and standard TN-FEM.

*CMOS technology:* Tried and proven through millions of calculator chips.

*TAB packaging:* The smallest, thinnest packaging possible.



market unless you have the technological advances the market's asking for.

Put all of this together with competitive pricing and a production capacity that lets us get your orders to you on time, and you might wonder why you've never called on us before.

Maybe you just didn't know the people

in your area who can answer your questions about Sharp components.

Well, we've solved that little problem. Just check the list below.

**SHARP**  
FROM SHARP MINDS  
COME SHARP PRODUCTS™

# REASONS FOR BUYING YOU'RE PROBABLY SITTING IN YOUR OFFICE.

**Memory:** DRAM, SRAM, ROM, EPROM and OTP ROM. And all in CMOS!

**ASIC:** Our standard cell series is compatible to our gate array series.

**Microprocessor:** We're the only supplier of single-chip CMOS Z8 microprocessors. We can supply V20/V30 series, Z8000 and Z80 families, too.

**Flex PCB:** Ours are used in almost every camera made in Japan.

*See any computer printers around? Ever wonder where some of their components might have come from? Would you like us to draw you a picture?*

*Thick-film hybrid IC:* We can make 300,000 per month.

*Standard logic:* 74HC and HCT series? Display drivers for LCD, EL, LED and VFD? Sharp's the logical source.

*Laser diode:* We produce over 800,000 every month, making us the #1 supplier in the world.

*Linear IC:* From Sharp minds come Sharp linear op amps, comparators, flash A/D converters and switching regulators.

Call one of our experienced sales representatives or distributors for more information.

**Sales Representatives:** Alabama: Hughes Associates (205) 533-9108\*\* Arkansas: Impaq Sales Co. (214) 929-8539 California (Southern): Plustronics (714) 476-3619 (818) 995-8908 California (Northern): Quorum Technical Sales (408) 980-0812 Connecticut: Digital Sales Associates\* (203) 248-3641 The Orion Group (203) 621-8371 Florida: Lawrence Associates (305) 368-7373 (305) 339-3855 (305) 724-8294 (813) 584-8110 Georgia: Hughes Assoc.\*\* (404) 622-1587 (912) 477-1889 Idaho: Blair Hirsh Co. (503) 641-1875 Illinois (Southern): Baka Corp. (314) 878-4224 Indiana: SAI Marketing Corp. (317) 241-9276 Iowa: Baka Corp. (314) 878-4224 Kansas: Baka Corp. (316) 682-8411 Louisiana: Impaq Sales Co. (214) 829-9539 Maine: Alpha-Omega Sales Group\*\* (617) 933-0237 Digital Sales Assoc.\* (617) 480-0516 Massachusetts: Alpha-Omega Sales Group\*\* (617) 933-0237 Digital Sales Assoc.\*\* (617) 480-0516 Michigan: SAI Marketing Corp. (313) 227-1786 Mississippi: Hughes Assoc.\*\* (601) 287-2915 Missouri: Baka Corp. (314) 878-4224 Nevada (Northern): Quorum Technical Sales (408) 980-0812 Nebraska: Baka Corp. (913) 383-3295 New Hampshire: Alpha-Omega Sales Group\*\* (617) 933-0237 New Jersey (Northern): and New York (Southern): Cooper-Simon (516) 489-0404 New York State: NHA (716) 586-9002 North Carolina: Hughes Assoc.\*\* (919) 467-7029 Ohio: SAI Marketing Corp. (216) 751-3633 (513) 435-3181 (614) 876-8650 Oklahoma: Impaq Sales Co. (214) 929-8539 Oregon: Blair Hirsh Co. (503) 641-1875 Pennsylvania (Western): SAI Marketing Corp. (412) 261-0482 Pennsylvania (Eastern): QED (215) 643-9200 Rhode Island: Alpha-Omega Sales Group\*\* (617) 933-0237 Digital Sales Assoc.\* (617) 480-0516 South Carolina: Hughes Assoc. (919) 467-7029 Tennessee: Hughes Assoc.\*\* (615) 587-2433 (615) 871-0906 Texas: Impaq Sales Co. (214) 929-8539 (512) 331-1649 Vermont: Alpha-Omega Sales Group\*\* (617) 933-0237 Digital Sales Assoc.\* (617) 480-0516 Washington: Blair Hirsh Co. (206) 774-8151 West Virginia: SAI Marketing Corp. (313) 227-1786

**Distributors:** Diplomat Electronics Corporation  Added Value Electronics  Space Electronics  Western Micro Technology  Hycom

\*LCD, LED Displays and Laser Diodes \*\*IC and Optoelectronics © 1986 Sharp Electronics Corp.  
Sharp Electronics Corp., Sharp Plaza, Mahwah, N.J. 07430 (201) 529-8757.

to draw some of the time, and the scan head the other times," says Brian Plunkett, engineering project leader at Houston Instrument. He notes that some 20,000 DMP-50 plotters have been sold.

Already, the package is drawing the support of computer-aided-design software vendor Autodesk Inc., Sausalito, Calif., which hopes the low-cost system will help propel a price-bound market for large-document scanners. "Normally, the \$60,000 price [for dedicated large-document scanners] ends it for the average company. It's even a tough sell to larger companies," says Kevin O'Lone, the product manager for Autodesk's CAD/Camera software. "The price is a major breakthrough. Houston Instrument is the first on the block to do it, and I'm sure once the competition has seen what was done, they will copy it."

Houston Instrument has been trying to gauge the potential size of the market for low-cost large-document scanners, "but no one knows. There have not been any before now," says Eileen Jones, product marketing manager at Houston Instrument.

The company is working with CAD vendors to match raster files to design packages. For example, one version of the Scan-CAD system will generate files in the format used by Autodesk's CAD/Camera program. CAD/Camera converts the raster-image files generated by scanning into the vector format required by Autodesk's AutoCAD software.

**EXCLUSIVE.** The scan head has been designed to fit only in the pen-holding collar of Houston Instrument's plotters. The scanner also uses Houston Instrument's own control software, preventing Scan-CAD from being used on plotters from rival plotter makers.

The Scan-CAD system requires an IBM-compatible personal-computer host with a minimum of 10 megabytes of hard-disk capacity and 640-K bytes of main memory. The plotter-turned-scanner feeds images back to the PC host, where data is converted from an analog stream to digital raster files at a rate of 1 Mb/s using a plug-in PC card included in the package. Once images are stored in memory, raster files can either be

automatically converted to vector form by software or manually traced, using a graphics editor, to ready data for manipulation by CAD packages.

Many high-speed large-document readers scan drawings in a single pass with a long band of imagers. Scan-CAD uses an 8-oz scan head containing a 1-by-128 charge-coupled-device array. Scanning resolution is 200 dots/in., so the system can detect lines as thin as 0.007 in. The plotter's paper-motion and head controllers run the scan head at a speed of 1.2-in.<sup>2</sup>/s. Each pass of the CCD array captures a 0.6-in. swath. An E-size (36-by-48-in.) drawing can be scanned in 24 min.

The CCD scanner detects images with a 16-level gray scale. A section of memory and logic on the PC card compensates for optical variations in CCD output or imperfections in the scan head's lens or incandescent light source. Digital calibration performed on the fly during scanning enables Houston Instrument to use low-cost components while maintaining acceptable imaging resolution, says Plunkett. —*J. Robert Lineback*

## AUTOMATED TEST EQUIPMENT

# AUTOMATING OPTICAL-DISK TESTING

### TORRANCE, CALIF.

The introduction of an automated tester for optical-disk media opens one of the last doors standing between that technology and its widespread use: mass production of the disks cannot begin without test systems that can detect media flaws reliably and economically. The new system from California Peripherals Corp. may also provide crucial help in setting testing standards for media suppliers, disk-drive makers, and system builders.

Introduced this week at Comdex in Las Vegas, the OMS-500 is an automated system that integrates into a single package all testing elements needed to qualify write-once or magneto-optic erasable disks. It is the first of its kind, say optical-drive experts.

If the reaction of a manager at optical-media supplier 3M Corp. is typical, then the new tester should make quick inroads. "The need is great," observes Roger Hildy, market operations manager for 3M's St. Paul-based optical recording project. He terms the automated testing job "unbelievably important," since each disk must be inspected when his production lines get into full swing next year. Any automated unit must be flexible enough, however, so that original-equipment manufacturers can dial in their own test parameters.

The OMS-500-based system is said to be able to handle this task. It sells for

\$125,000 for the basic package—more, with options.

California Peripherals has U.S. marketing rights to optical-disk testers manufactured by Nakamichi Corp. of Kodaikira, Japan, some 60 of which have been sold since 1984. The Torrance company has raced to develop a system built around Nakamichi's latest, the OMS-500. The full system incorporates the OMS-500, custom software, a personal computer, and such other gear as a spectrum analyzer and a digital-signal

generator. It can be used for development work and in the early ramp-up stages of manufacturing; it is not intended for high-volume production lines.

Up until now, users of Nakamichi's testers had put together their own test setup with analyzers and signal generators. They had to operate the tester manually and then laboriously compile the results. These installations have all been custom setups with no standard way of going about the job.

California Peripherals has put together a complete computerized test system and has written software for computer-controlled test functions. Among them are tests that determine the carrier-to-noise ratio; media reflectivity; optimum write, read, and erase power; and jitter and dropout characteristics. The system generates charts and graphs of bit-error distributions and other characteristics that the company thinks can be used as standards for test comparisons.

"We feel there's an opportunity to establish standards," both in test procedures and test-data presentation formats, contends Howard Wing, vice president of marketing and sales. Disks now are checked out at several stages: by the disk manufacturer, drive makers, system integrators, and finally by the disk users themselves—all with no



**PATHFINDER.** Optical-disk test system from California Peripherals could help set testing standards.

# ONE UPMAN CHIP

Options. No other ASIC company is able to pack more logic, memory, processors or peripheral controllers on a single IC.

Integration. No ASIC supplier is better equipped to integrate large functional blocks in 2  $\mu\text{m}$  and 3  $\mu\text{m}$  geometries.

Speed and total control. No matter how unique your application or how elaborate, NCR puts the design tools in your hands to combine standard cells, supercells and compiled cells faster than you ever thought possible.

First-pass success. And we don't mean design starts. Or prototypes. We mean one of the highest design-into-production success rates of any ASIC supplier on the planet.

Long-range migration strategy. NCR helps prevent technology obsolescence. Your design evolves without the usual growing pains and without going through lengthy re-design cycles.

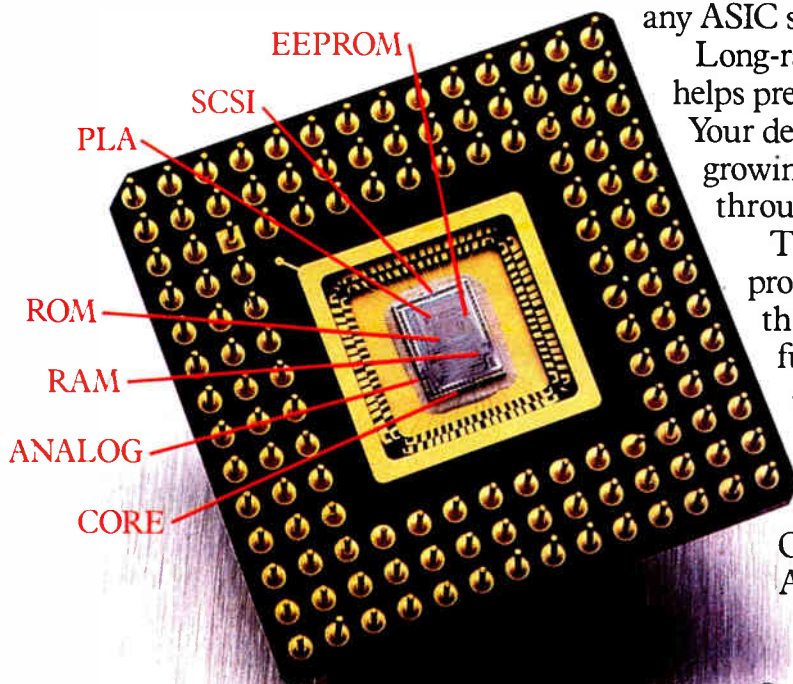
The competitive edge. NCR provides you with the CAD tools that can build a chip with functions and densities that outrival the competition.

A great track record. NCR takes devices all the way from concept through fabrication. On-time. On-budget.

All you have to do is say when.

Call 303-226-9500 for our fact-filled ASIC data package.

Or write Commercial ASIC Products, 2001 Danfield Court, Ft. Collins, CO 80525.




NCR Microelectronics Division

©1986

Circle 37 on reader service card



# MOTOROLA



# VME system



# It's all in the family.

## The greatest selection of VME boards on the market from the leader in VME.

If you're designing for VME, and need a high degree of system-level configurability, Motorola has all the right building blocks.

Our VMEsystem products offer you the greatest selection of highly-compatible, pretested CPU boards available anywhere. The best price/performance module in the industry, our MVME133 featuring our 32-bit MC68020 MPU tops the list.

Motorola's modular VME subassemblies are headed by a series of 23 monoboard microcomputers/processor modules, supported by a full complement of memories, intelligent peripheral controllers, networking interfaces, I/O Channel expansions, and a wide range of chassis, accessories and software.

### Tough 8-, 16- and 32-bit VMEbus products.

Our VMEsystem products offer the ability to intermix 8-, 16- and/or 32-bit products with a single bus structure... multi-vendor support from over 200 companies who manufacture more than 1500 VMEbus compatible products...and formal, industry-wide standardization by both IEEE and IEC. Furthermore, all Motorola's system products are based upon the VME standard for single and double-high boards, featuring DIN pin and socket connectors for rigid and virtually gas-tight seals.

The bottom line is this. If you're doing system designs based on VMEbus architecture, we have the products which are the logical choice for harsh industrial applications where invulnerability to shock, vibration and corrosion are basic requirements. Motorola has the design solution.

VRTX is a registered trademark of Hunter & Ready. PDOS is a trademark of Eyring Research Institute, Inc. pSOS is a trademark of Software Components Group. Hemenway BASIC is a trademark of Hemenway Corp. VMEmodule, VERSAdos, VMEbug, SYSTEM V68, RMS68K and MicroMAP are trademarks of Motorola, Inc.

**VMEbus CPU Modules**

Model	CPU	Clock Speed (Mhz)	Cap/Sup(Kb) RAM	Cap/Sup(Kb) ROM	CACHE (Kb)	Parallel Ports (Bits)	Serial Ports
MVME 101	MC68000	8.0	64/NS	2048/NS	—	20	2
MVME 104	MC68010	10.0	512/512	256/NS	—	16	2
MVME 105	MC68010	10.0	512/512	256/NS	—	16	2
MVME 106	MC68010	10.0	512/512	256/NS	—	16	2
MVME 107	MC68010	10.0	512/512	256/NS	—	16	2
MVME 110-1	MC68000	8.0	64/NS	2048/NS	—	16	1
MVME 117-3	MC68010	10	512/512	256	—	16	2
MVME 117-3FP*	MC68010	10	512/512	256	—	16	2
MVME 121**	MC68010	10	512/512	512/NS	4	16	1
MVME 123	MC68010	12.5	512/512	512/NS	4	16	1
MVME 130†	MC68020	12.5	64/NS	512/NS	—	—	2
MVME 130CDF††	MC68020	12.5	64/NS	512/NS	—	—	2
MVME 130DD††	MC68020	16.67	64/NS	512/NS	—	—	2
MVME 130DDF††	MC68020	16.67	64/NS	512/NS	—	—	2
MVME 130XT*	MC68020	16.67	64/NS	256/NS	16	—	2
MVME 131**	MC68020	12.5	64/NS	512/NS	—	—	2
MVME 131CDF†	MC68020	12.5	64/NS	512/NS	—	—	2
MVME 131DD††	MC68020	16.67	64/NS	512/NS	—	—	2
MVME 131DDF††	MC68020	16.67	64/NS	512/NS	—	—	2
MVME 131XT*	MC68020	16.67	64/NS	256/NS	16	—	2
MVME 133*	MC68020	12.5	1024/1024	256/NS	—	—	3
MVME 133-1*	MC68020	16.67	1024/1024	256/NS	—	—	3
MVME 135-†	MC68020	16.67	1024/1024	128/NS	—	—	2

\*MC68881 FPCP NS = Not supplied \*\*MMU †PMMU Socket

### Hardware, software and complete support.

For fast, easy application development, every Motorola VMEmodule™ is backed by our full-featured VERSAdos™ real-time operating system and its companion real-time executive kernel, RMS68K.™

And, for initial system checkout, you can select any of a series of available firmware packages with a full range of self-test, debug utilities and SCSI support. Powerful VRTX,® PDOS,™ pSOS™ and Hemenway BASIC™ software packages, ported and ready to run, are all available from their respective third-party sources.

### One-on-one design-in help.

Call toll-free any weekday, 8:00 a.m. to 4:30 p.m., MST, from anywhere in the U.S. or Canada for an engineer-to-engineer update.

# 1-800-521-6274

If the phone call can't answer your needs, one of our nearby VME specialists will contact you.

For VME processor-module data sheets, or a list of upcoming seminar dates and locations, write Motorola Microcomputer Division, P.O. Box 20912, Phoenix, Arizona 85036, or use the coupon below.

*We're on your design-in team.*



**MOTOROLA**

To: Motorola Microcomputer Division, P.O. Box 20912, Phoenix, AZ 85036  
Please send me complete data on Motorola's family of VME processor modules.

297/ELEX111386



Name \_\_\_\_\_

Title \_\_\_\_\_

Company \_\_\_\_\_

Address \_\_\_\_\_

City \_\_\_\_\_ State \_\_\_\_\_ Zip \_\_\_\_\_

Call me (\_\_\_\_\_) \_\_\_\_\_

coordination. Testing standards could eliminate the need for much of the costly multiple testing, and a turnkey system reduces the effort required to put a testing operation in place.

The system tests 5¼- and 3.5-in. disks, as well as 4.9-in. Compact-Disc-sized media. The semiconductor laser employed for optical power in Nakamichi's latest tester has been boosted from 20 to 30 mW to improve the reading of data at higher densities and disk-rotation speeds. Rotation speed, laser power, and even the direction of disk rotation can be changed to verify optimum read/write and erase performance.

Write-once optical disks cannot, of course, be bit-mapped over their entire surface without rendering them useless. The system derives its bit-error and other data by tests performed on the narrow strips at the extreme inside and outside edges of the disk, outside the regions reserved for user writing.

For the optical-disk business itself, the new test system, and its potential of helping the move toward standardizing parameters, is coming along at the right time, notes Lee H. Elizer of Freeman Associates Inc., a consulting company in Santa Barbara, Calif. "It's not something that happens in a business going nowhere," he adds. He is coauthor, along with Raymond C. Freeman, of a recent report that predicts \$2 billion annual sales of optical drives and media to OEMs by 1991.

-Larry Waller

## PERSONAL COMPUTERS

# OLIVETTI AND AT&T'S DEAL MEANS BUSINESS AS USUAL

**BASKING RIDGE, N. J.**

**A**T&T Co. may have appeared last week to be throwing in the towel in the personal-computer business, but the new agreement it announced with its European partner Ing. C. Olivetti & C. SpA in reality changed very little. AT&T, which owns about 23.5% of the Italian office-automation company, is placing the fate of its 6300 line of PCs completely in Olivetti's hands. But AT&T was already reselling Olivetti's M24 personal computer in U.S. markets as the 6300 and had relied on Olivetti to manufacture the 6300 Plus.

**NEW TERMS.** Under the terms of the new agreement, Olivetti will be the exclusive developer and producer of all future AT&T PCs. The agreement extends only to PCs and will last for 10 years. It does not cover the 3B1, a slow-selling desktop Unix work station manufactured by Convergent Technologies Inc., San Jose, Calif., nor AT&T's 32-bit 3B2 work station or the line of 3B minicomputers, which have scored some large sales to Federal agencies.

"This is a move on paper. It really makes no big difference to either company, since both will keep on doing what

they had been doing right along," says Francis McInerney, who follows the computer industry for Northern Business Information, New York.

But Olivetti chairman Carlo De Benedetti is jubilant about the decision and says that it positions his company right behind IBM as a global player in PC markets. Of the half-million PCs built at Olivetti's plant in Scarmago, Italy, more than one third went to the U.S. and AT&T, although AT&T has been able to capture only about 6% of U.S. PC sales.

To cement the agreement, Olivetti's Vittorio Cassoni, currently chief of North American operations, will be replacing James E. Edwards as the senior vice president of AT&T's new Data Systems Division, which includes the former Computer Systems Division. Edwards, who has moved to a strategic planning slot, says "Olivetti is a creative, low-cost partner who has the ability to get to market quickly. We've been working for two years, driving toward the kind of relationship we announced last week. This new relationship gives each of us a clear assignment: AT&T is responsible for 3Bs, while Olivetti has the PCs."

-Robert Rosenberg

## MEMORIES

# 3-LOGIC-STATE IC SPEEDS DATA BASE

**CAMBRIDGE, MASS.**

**A**n extremely flexible form of content-addressable memory developed at the Massachusetts Institute of Technology promises to do for data-base operations what floating-point accelerators have done for number crunching. Called the MIT Database Accelerator, the hardware heart of the system is a content-addressable memory cell that stores three states of logic, yet occupies no more silicon real estate than a typical cell of static random-access memory.

Moving processor functions into memory through the use of content-addressable cells is one way of reducing the bottlenecks that can occur in conventional machine architectures. Content-addressable memory allows for the rapid filtering of large data bases by performing a large number of individual functions simultaneously in the memory



**ZIPPEL:** "Don't cares" add to the flexibility of content-addressable-memory ICs.

cells. Previous approaches to such memories have been effective but rigidly application-specific.

MIT's 32-bit system, however, which will be reported on in detail at Wescon in Anaheim, Calif., on Nov. 18, can perform a variety of operations with words from 1 to 32 bits in size (or larger, when built in 32-bit increments). Key to this flexibility was the injection of significantly more logic into the memory than earlier approaches did, and the ability of that logic to deal in "don't care" states as well as 1s and 0s. The don't-care states are vital to efficient use of CAM in some major applications.

The MIT Database Accelerator is best described as a single-instruction, multiple-data processing system. The system is organized as a large number of lines, each line consisting of a 32-bit word of CAM, four 1-bit registers, a latch to hold

the result of match operations, a 1-bit function generator, a selector that controls participation in different operations, and a priority encoder used to serialize output when more than one line finds a match.

**COMBINATIONS.** The function generator can perform any Boolean function with data from the match latch, the set of four 1-bit registers associated with each line, or from the registers of preceding and succeeding lines of the array. So, for example, two 32-bit lines can be combined to build a 64-bit word.

The use of three logic states provides for finer line-enablement control than that found in earlier CAM arrays. Specifically, the use of don't-care states in the line-enablement mechanism allows the use of binary patterns of lines. Thus even or odd lines exclusively could be enabled for a given operation.

The Database Accelerator performs as a fine-grained parallel processor. After initial concurrent processing, function generators on each line can combine the results of the matches on con-

**THE MASK ROM  
MCU  
ALTERNATIVE**

# DEVELOPMENT TO PRODUCTION IN ONE DAY

## Hitachi's 8-bit microcontroller gives you Zero Turn-Around Time.

Now you can have fully-coded 8-bit ROM-on-chip microcontrollers in just one day. Hitachi's ZTAT™ (Zero Turn-Around Time) products make it possible.

ZTAT is a series of 6301/6305 compatible *all-CMOS microcontrollers* with one-time-programmable ROMs—in *plastic* packages. Since you can program them yourself, there's no turn-around time, no mask charges, and no minimum order quantities. And, the plastic packaging makes ZTAT cost-effective for production runs as small as *one*, or as large as 20,000.

*Hitachi has the right CMOS 6301/6305 series device for each phase of your product's life cycle:* windowed ceramic package EPROM-on-chip devices for development,

ZTAT for pilot production, and plastic package mask ROM devices for large-scale production. All are pin-for-pin compatible.

Call your local Hitachi Sales Representative or Distributor Sales Office today, and reduce *your* turn-around time to zero with the 63701/63705 ZTAT devices.

**Fast Action:** To obtain product literature immediately, CALL TOLL FREE, 1-800-842-9000, Ext. 6809. Ask for literature number R15.



# HITACHI

*We make things possible*

**Hitachi America, Ltd.**  
Semiconductor and IC Division  
2210 O'Toole Avenue  
San Jose, CA 95131  
1-408/435-8300

#### Stocking Distributors

Almo ■ CAM/RPC ■ Cronin ■  
Diplomat ■ IEC ■ Image Electronics ■  
Industrial Components ■ ITT Multicomponents ■  
Marsh ■ Marshall ■ Milgray ■ RC Components ■  
Reptron ■ Resco ■ Ryno ■ Space Electronics ■  
Sterling ■ Time ■ Vantage Components ■  
Western Micro Technology ■

#### Hitachi Regional Sales Offices

Boston 617/229-2150 ■ Chicago 312/773-4864 ■  
Dallas 214/991-4510 ■ Ft. Lauderdale 305/491-6154 ■  
Los Angeles 818/704-6500 ■ San Jose 408/277-0712 ■

# COPY CAD.

In fact, copy anything. Faster. With higher quality. And more flexibility. For a lot less money.

That's what you get with the CH-5300 Color Hardcopier. And you get it with next to no effort at all.

Because we've already qualified over one hundred video sources. Which means no software drivers are required. And there's no host downtime during installation.

Plus, you can turn your hardcopier into a shared resource with our Multiplexor. Up to four different sources can be connected so the cost per user becomes astonishingly low.

In the

end, you get beautifully sharp color copies of everything on your screen. And you get them fast. Data is downloaded into the hardcopier instantly (there's no processing to slow things down). A-size copies and presentation quality transparencies are produced in under 40 seconds. And B-size copies are delivered in moments.

So copy our phone number. Then call. We'll show you how to save money, save time and save your image with the Seiko CH-5300 Color Hardcopier.

Call Martin Nelson at  
(408) 943-9100 today.

**SEIKO**   
INSTRUMENTS

© 1986 Seiko Instruments U.S.A., Inc.



Circle 42 on reader service card

# QUALIFIED VIDEO SOURCES FOR THE SEIKO COLOR HARDCOPIER.

Over one hundred models from more than fifty manufacturers. It's a long list and it's growing every day. Give us a call to make sure your hardware is a qualified source.

## Qualified Manufacturers

Advanced Electronics Design  
 Applicon  
 Apollo  
 Aries  
 AT&T  
 Autotrol  
 Aydin  
 CalComp  
 Computer Aided Engineering  
 Calma  
 Chromatics  
 CGX  
 Computervision  
 Computer Sciences Corp.  
 Conographics  
 Control Systems  
 Data General  
 EDS (General Motors)  
 Genisco  
 Harris  
 Hughes  
 Hewlett-Packard  
 IBM  
 Ironics  
 Lexidata  
 Masscomp  
 Matrox  
 Megatek  
 Metheus  
 Moore Products  
 Number Nine  
 Omnicomp  
 Ramtek  
 Raster Technology  
 Raytheon  
 Scion  
 Seiko  
 Silicon Graphics  
 Sun Micro Systems  
 Symbolics  
 Tektronix  
 Vectrix  
 Vermont Micro  
 Verticom  
 VG Systems  
 Wang



tiguous lines, if appropriate. In all cases, a priority encoder then scans at high speed and provides the addresses of relevant lines at a speed of one cycle per line. A cycle is about 100 ns.

The 1-bit dynamic CAM cells on each line include four transistors and a diode, as contrasted with other CAM cells approaches, which use up to 10 transistors. Implemented in CMOS because of the circuit complexity and the need to minimize static power consumption, the MIT chip employs buried n-contacts to reduce size. Another space saver is the use of titanium silicide/polycide for the bit

lines and match lines in the cell. These require fewer contacts than lines made with two-level metal technology and have lower resistance and capacitance.

These technologies together reduce the size of the cells by about 40%, says Charles Sodini, an assistant professor of electrical engineering who oversaw the circuit design. He reports that cells sized 25 by 22  $\mu\text{m}$  have been fabricated, using 2- $\mu\text{m}$  design rules. The team has also built working chips with 64 cells, with future plans to fabricate chips with 1,000 lines at MIT's new in-house fabri-

cation site by the end of 1987.

The data-base work at MIT is part of the Smart Memory Project involving close collaboration between circuit designers, systems architects, and fabrication technologists. It was as a direct result of that collaboration, says Sodini, that don't-care states were added.

"If I designed a CAM [in isolation], I never would have thought to store a don't care," says Sodini. Pressure to in-

## Concurrent processing is the key to speed

clude don't cares came from Richard Zippel, an associate professor of computer science and engineering, who is now on leave and working as a technical director at

Symbolics Inc., a maker of artificial-intelligence systems. Zippel argued that the inclusion of this third state added greatly to the system's flexibility.

"Two applications couldn't be done without it—logic simulation and constraint networks for AI applications," he says. With logic simulation, the don't cares allow the system to ignore variables that don't exist in product terms. The team anticipates that the Database Accelerator will find applications in text retrieval, logic simulation, and speech or vision processing. *—Craig D. Rose*

## MANUFACTURING

# SENSOR LETS ROBOTS DO TOP-QUALITY ARC WELDING

### TOKYO

A breakthrough in robot technology that could give Japanese shipbuilders an important competitive advantage has emerged from an unlikely source—Nippon Telegraph and Telephone Corp. A new visual sensor that allows robots to perform continuous-bead arc welding, a type of welding vital to shipbuilding, has been developed by NTT.

The combination of shipbuilding and telecommunications is not as unlikely as it seems. Hisashi Shintosh, president of NTT since 1981, had previously been president of Ishikawajima-Harima Heavy Industries Co., one of Japan's largest shipbuilders. It was his idea to use communications technology to widen the use of robots in shipyards.

What Shintosh sought was a sensor that could guide a robotic arc-welding head. Although robots routinely do welding jobs in a variety of industries, notably automobile manufacturing, sensor shortcomings have limited the use of robots for continuous-bead arc welding. Now, a small Tokyo subsidiary of NTT, NTT Technology Transfer Corp., whose main function is licensing NTT technology to outside users, has built a sensor

that is up to the task. And it has given Ishikawajima Harima Heavy Industries a nonexclusive license to build arc-welding gear for in-house use and for sale to others. Test-equipment manufacturer Ando Electric Co., Tokyo, is also designing a system, and NTT Technology Transfer president Giichi Ito says that his firm is actively seeking additional licensees at home and abroad.

**PRECISE.** NTT's new sensor tracks the *x-y* position coordinates of the cross section of the parts to be welded along the path traveled by the welding torch. This enables the weld to be made precisely at the joint between the two workpieces, resulting in a strong weld.

It has been their inability to follow the joint precisely that has made robots poor arc welders. Tolerances are much coarser in the spot welders commonly used in automobile production, because welds can be anywhere within the width of the lips provided for spot welding. However, even in autos, spot welding may be replaced by arc welding, because elimination of the lips would reduce weight in the finished cars.

NTT's sensor can make its measurements immediately adjacent to the

# The Healthiest Companies . . .



# ... Stay Ahead

## Using FACTRON SCHLUMBERGER Series 900 Productivity Management with Growing Power

A system so flexible it offers a choice of hardware and software to precisely meet every process management need of your company.

A system that builds a powerful advantage over your competition and at the same time develops company skills.

A system that not only gives true production visibility and real time information, but helps trim down manufacturing costs.

An open architecture system that grows with your company to become a vital element in future Computer Integrated Manufacturing (CIM) development.

FACTRON SCHLUMBERGER Series 900 Productivity Management. Comprehensive tools to give perfect control.

### Building Better Productivity

The Series 900 Productivity Management starting point is a worldwide partnership between DIGITAL EQUIPMENT CORPORATION and FACTRON.

Applying the immensely powerful, flexible and fast VAX/micro VAX range of super mini-computers, using industry standard computing and communication methods utilizing high speed, easily installed Ethernet networking, systems are applied into your own individual company requirements.

Hardware and software packages ranging from comprehensive off-line programming and test program library control to paperless repair and focused management reporting are available in any combination.

The advantages are clear. A powerful management system that brings test and repair information and control to your desk when you need it, identifying problems and fault trends quickly, improving both productivity and quality—and all in a package tailored to your company needs.

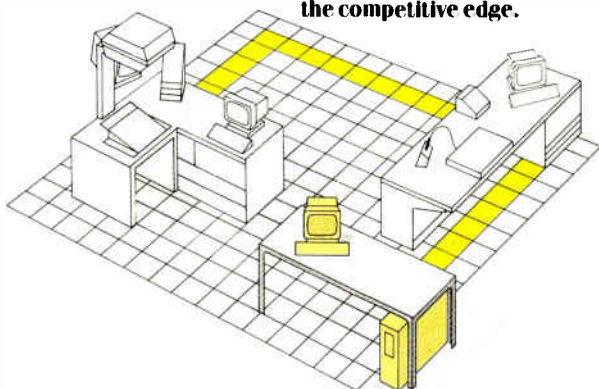
### Your Company and FACTRON – A Productive Partnership

But FACTRON SCHLUMBERGER goes even further to help your production both now and into the future. A new level of support from people with a complete understanding of manufacturing and test problems. Engineering and applications teams in the U.S.A. and Europe, backed by support throughout the world. A comprehensive product range with applications specialization that covers computer, telecommunications, automotive, industrial and consumer manufacturing.

### FACTRON SCHLUMBERGER Series 900 Productivity Management – With Growing Power

FACTRON Series 900 Productivity Management offers capability beyond the conventional. A powerful, uniquely flexible system of hardware and software modules that you can build with and grow to meet your company's future needs, ensuring long term growing power through an unbeatable partnership of FACTRON and you.

Phone FACTRON now – today. We'll prove that Series 900 products give you the competitive edge.



FACTRON SCHLUMBERGER, U.S.A.: 299 Old Niskayuna Road, Latham, New York 12110. Tel: (518) 783-3600

FACTRON SCHLUMBERGER, Europe: Ferndown Industrial Estate, Wimborne, Dorset BH21 7PP, U.K. Tel: (0202) 893535  
NISSEC SCHLUMBERGER, Japan: 1-2-10 Hirakawacho, Chiyoda-Ku, Tokyo 102. Tel: (03) 2397411  
SCHLUMBERGER SYSTEMS, Singapore: 12 Lorong Baker Batu, Singapore 1334. Tel: 7466344

BENELUX Holland Tel: (040) 457745. FRANCE Tel: (1) 4687 3243. GERMANY Tel: (089) 638110. ITALY Tel: (2) 9233474. SWEDEN (8) 699733

FACTRON AGENTS/DISTRIBUTORS


SPAIN Tel: (1) 2624913. SWITZERLAND Tel: (31) 442711. TURKEY Tel: (1) 338 3529

Partners in Productivity

FACTRON  
Schlumberger

Circle 45 on reader service card

World Radio History



**WELDING EYE.** NTT's new sensor makes accurate robot arc welding possible.

bright welding arc, so it can guide the welder accurately. Moreover, it can do so while mounted 200 to 400 mm away from the work, keeping it away from splashing molten metal and fumes. Other sensors must work much closer. As a result, the filter glass protecting the sensor lens must be changed every 30 minutes. The NTT sensor can operate for half a day or more before a filter change is necessary.


**BRIGHT LIGHTS.** The mechanically scanned laser beam is diffusely reflected by the work and returns to strike one of the 64 photodiodes in a linear array. Signals from the array are converted from parallel to serial format by scanning the diodes at 160 kHz. Triangulation is used to determine the height profile of the work.

A sensor used for arc welding must cope with interference from light radiated by arcs with currents of up to 1,000 A, and random sparks. Fortunately, the luminous energy from the arc reflected from a unit area of the work is slightly smaller than the laser-beam energy reflected from the same area, and most of the reflected arc energy is concentrated in the frequency range below 100 kHz.

Carrier-frequency techniques, including modulation of the laser-diode beam at 1.6 MHz, make it possible to filter out noise from the arc's reflected luminance. Each photodiode is selected by the 160-kHz scan for a period during which 10 pulses are emitted by the laser. Ten cycles from each diode pass through bandpass filters in the sensor's amplifier circuits, which reject the noise.

It takes 75 ms for the laser beam to make one scan across the work, so three of these pulse trains are produced while the reflected beam passes over each of the array's 64 diodes. This lets the system pinpoint the position of the reflection at that time. During each scan, 64 height measurements are made. It says that using television-type image sensors—which other companies have tried—is a losing proposition, because they integrate incident light, preventing the use of modulation techniques. —Charles Cohen

# If you're not finding Gate Array, Advanced Schottky, and SMT faults, maybe the fault lies with your tester.



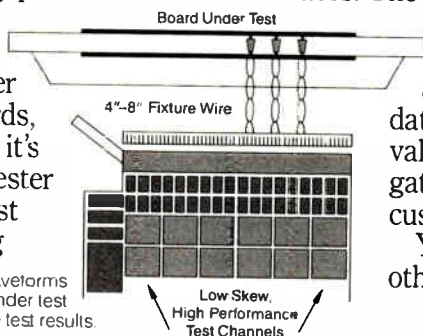
## Introducing Teradyne's L210i. The only true VLSI in-circuit tester.

There are a lot of other in-circuit testers out there. But on VLSI boards, all they test is your patience.

Now there's the L210i VLSI In-Circuit Tester from Teradyne. It has over 3,000 bidirectional test pins. With digital, analog, and memory testing on every pin. And 10 MHz pattern rates.

Most importantly, the L210i delivers 95% or greater fault coverage on VLSI boards, in just 1-2 months. Because it's the first and only in-circuit tester that handles the three biggest problems in in-circuit testing today.

The L210i delivers waveforms accurately at the board under test for repeatable test results.



## Test ASIC's ASAP.


One of the biggest problems for in-circuit testers today is ASIC's. If they detect ASIC faults at all, it's only because you've spent weeks and weeks programming them.

Not so with the L210i. It has a unique VLSI device tester architecture. So you can use patterns from device design and test databases. The L210i's translators convert patterns quickly.

Plus, the L210i stores and processes lengthy test data efficiently. So you save valuable time in testing gate arrays and other semi-custom devices.

You won't find that in any other in-circuit tester.





clusters. Memory arrays. Or hard-to-isolate devices.

With its MultiMode capability, you can easily partition the board into functional clusters, making the most of the L210i's functional test and diagnostic techniques.

That means you'll never be trapped by in-circuit testability problems again.



The L210i is Teradyne's first board tester for VLSI in-circuit testing, and in-circuit tester budgets.

### **Repeatability. Repeatability. Repeatability.**

With the L210i, you won't be plagued by unreliable tests of your high performance logic. False clocking. Or shifting signal timing.

Because the L210i features short, low inductance fixture wiring. Superb driver electronics. And powerful debug tools. So everything you test gets tested repeatedly. Including high speed ECL and FAST.\* Even Advanced Schottky and CMOS, with their tricky overdrive impedances.

The L210i fears no logic.

### **The only in-circuit tester with an escape hatch.**

The L210i is the only in-circuit tester that's flexible enough to test today's SMT

### **No-fault insurance.**

Teradyne's L200 family has set the standard for VLSI board testing in this decade, driving test quality up to bring costs down.

Now the L210i offers the first practical VLSI in-circuit test solution. It's the system you need to boost board yields at system test. And make your in-circuit test strategy successful.

If you can't afford a tester that misses VLSI faults, you'd better find out more about the L210i. Write Teradyne, 321 Harrison Avenue, Boston, MA 02118. Or call Daryl Layzer, L200 Product Group, 617/482-2700, ext. 2808.

\*Trademark of Fairchild Semiconductor Corp.

**TERADYNE**  
*We measure quality.*

# INTERNATIONAL NEWSLETTER

## HITACHI, FUJITSU BELATEDLY TEAM TO DEVELOP TRON MICROPROCESSORS

**W**ith time running out on Japanese efforts to catch up in the 32-bit microprocessor market, the TRON operating-system kernel is attracting more attention [*Electronics*, May 12, 1986, p. 41]. Four of the five leading Japanese semiconductor companies are working on 32-bit CMOS chips for TRON (The Real-time Operating-system Nucleus), and now two of them, Hitachi Ltd. and Fujitsu Ltd., will jointly develop a family of 32-bit TRON microprocessors, under the terms of an agreement that includes exchange of pattern-generation tapes for fabricating masks but excludes process details. The first chip will have the same specifications as Hitachi's H32 [*Electronics*, Oct. 16, 1986, p. 39] and is scheduled to be delivered in late 1987. Fujitsu has been working on an even more powerful TRON chip, with more than 1 million transistors, that is due to reach the market in 1988. □

## INTERMETALL TWEAKS OLD PROCESS TO GET 1-MHz LOGIC


**E**ngineers at Intermetall GmbH, the Freiburg, West Germany, lead house of the ITT Semiconductor Group, have taken the fast route to fast logic. Instead of coming up with new technology, they've simply modified their own collector implantation technology [*Electronics*, July 24, 1986, p. 29] to build emitter-coupled-logic integrated circuits with transit frequencies as high as 5 GHz. This value, which they believe is the best for any nonepitaxial bipolar device, will let them design logic circuits that run at up to 1 GHz; that's more than three times better than the original collector implantation process. The Intermetall team achieved the high speed by using arsenic-doped polysilicon for the emitter and a completely silicided transistor surface, which reduces the collector, emitter, and base resistances. The ECL gate delay checks in at 200 ps and the external base resistance at 20  $\Omega$ . Matching of a transistor pair is better than  $\pm 0.25$  mV over a temperature range of 0°C to 150°C. □

## PIONEER JOINS THE RUSH TO 5¼-IN. OPTICAL DISKS FOR THE OFFICE

**T**he 5¼-in. format is rapidly becoming the standard for office optical data disks, opening the floodgates to Japanese manufacturers rushing into the office-automation business. The latest is Pioneer Electric Co., which has developed a subsystem with a double-sided read-write disk storing 600 megabytes that it expects to market next year in the U. S. and Japan. The system is to be shown at Comdex this week. Also coming next year is Sharp Corp.'s 600-megabyte filing system. These optical-disk systems will join Toshiba's 800-megabyte product, which is already available in sample quantities. □

## FRANCE'S CGE BUYS CABLE AND FIBER-OPTIC OPERATIONS FROM ITT

**F**rance's Compagnie Générale d'Electricité last week picked up ITT Corp.'s cable and fiber-optic operations, worth \$427 million, adding them to the billion-dollar package it has purchased from ITT. The deal [*Electronics*, July 24, 1986, p. 113] has made CGE's Alcatel SA subsidiary the world's No. 2 producer of telecommunications equipment after AT&T. Meanwhile, CGE and its partners filed papers in late October to set up a Dutch holding company, Teleglobal Communications NV, that will become the parent company of the German, Belgian, and Spanish telecommunications-equipment subsidiaries of ITT. But despite rumblings that the potential Spanish partner, Telefónica SA, might pull out of the deal, CGE president Pierre Suard insists that his firm, plus the Société Générale de Belgique and other European partners, can raise the \$1.152 billion cash payment that ITT will get in addition to a minority share in the new company. It will start up with assets of \$4.6 billion and annual sales of \$12.5 billion. □



## We helped Sony boost their output.

**W***e can  
do the same  
for you*

In 1984 the Sony Corporation of Japan began producing 300,000 compact digital audio discs a month in their new Indiana facility, the first of its kind in the United States.

In just two years, the Digital Audio Disc Corporation, a subsidiary of Sony, has more than

tripled its production and its workforce.

That's the kind of productivity you can expect from our job training programs in Indiana. We helped Digital Audio Disc Corporation train their employees to run a highly sophisticated, high-tech manufacturing facility.

Our strong labor force and industrial training programs are just two of the reasons Sony chose Terre Haute over other cities from New Jersey to California. Our central location offers easy access to major markets. And our

supportive state government gave them even more reasons, including tax abatement on new equipment and infrastructure assistance.

If you're looking for a new business location, call us. Because we have the resources new industry needs to get established and get its products on the market. In record time.

**INDIANA**  
We'll help you make it  
Call 317/232-8888.

# PEOPLE'S CHOICE 1986!

One line of switches is making people stand up and take notice. One is drawing rave reviews for both quality and innovation.

That's NKK. The company that raised the curtain on the world's most reliable logic-level contact mechanism, the first bi-colored toggles, the first washable super-subminiature switches and a lot more.

The models below are just a preview of NKK's unique capabilities. To get a look at the entire cast of stars, send for our free catalog. You'll find over 788,000 different ways to help your products win applause, and sales.

Just call 602-991-0942, TWX 910-950-1167 or write:  
NKK Switches, 14415 N. Scottsdale Road,  
Scottsdale, AZ 85260.

**NKK**  
switches

## "SMALL WONDER"



Incredibly small, exceptionally flexible SS Series PC slide switches provide encore performances even in the smallest spaces.

## "DOUBLE FEATURE"



Flick the toggle on this bright M series star and the tip changes from one color to another. An NKK first.

## "GRIPPING PERFORMANCE"




Special anti-slip terminals hold this ultra-small DR Series binary coded DIP firmly in place during PCB soldering.

## "THE PEOPLE'S CHOICE"



With over 400,000 different toggles, rockers, paddles and pushbuttons, NKK's acclaimed M series can handle any role.

## "RAVE REVIEWS"



NKK's A Series, the world's first washable subminiatures, also feature STC, the most reliable logic-level contact mechanism.

## "LIGHT FANTASTICS"



Ultra-small, ultra-bright, ultra-reliable — that's why NKK's illuminated HB pushbutton switches are show-stoppers.

## "POWERFUL PERFORMANCE"



When the action gets hot and heavy, there's no substitute for Hi-rated NKK S series switches. Up to 50 amps of power.

## "BEST PROFILE"




Unique low-profile, washable MR rotaries are designed to fit comfortably on the tightest PC boards.

## "BRILLIANT FINALE"



NKK's stylish lighted Series LB pushbutton is only one in a stellar cast of thousands. All are brilliant performers.

**INSIDE TECHNOLOGY**

# THE BIG DRAG ON COMPUTER THROUGHPUT

by Tom Manuel and Clifford Barney

**I**nput/output is the neglected stepchild of computer systems. Little has been done to make I/O pathways fast enough to keep up with central processors and memories. But now, I/O bottlenecks are getting more attention from specialized vendors as well as some designers of high-performance computer systems. They have begun to realize that no matter how

much time and money a design team spends building a fast central processing unit, its effort will be wasted if the processor sits idle because it can't get or send data fast enough.

The I/O bottleneck has become glaringly obvious with the newest systems coming onto the market—supercomputers, minisupercomputers, parallel computers, and high-performance graphics processors—systems that have very fast CPUs, multiple processors, and specialized I/O devices. “There is too much focus on macho-flops and not enough on throughput,” says Jeffrey Canin, supercomputer analyst at Hambrecht & Quist Inc. in San Francisco. At least one minisupercomputer vendor agrees: Most systems have “the wrong kind of plumbing; they’re trying to feed a six-inch pipe with a garden hose,” says Carl Haberlund, marketing vice president at Scientific Computer Systems Inc.

The trickle of data through the I/O hose will turn into a torrent if the growing number of companies working on the problem have their way. A wide range of new I/O techniques are hitting the market—faster buses, intelligent high-performance I/O channels, and multiple I/O processors.

New technologies are being implemented, such as the fiber-optic-based Datapipe from Network Systems Corp. (Fig. 1). Most important, and most encouraging to those spreading the gospel of faster I/O, is the fact that some of these products come from new companies that are building specialized products to speed up I/O.

One such product is a 100- to 200-megabyte/s I/O computer from Aptec Computer Systems Inc. (see p. 54), the system 200, which uses a 25-MHz

bus to clear a high-speed path for data. Wayne H. Matterson, director of engineering at Aptec, says that an I/O computer can be the hub of a high-performance computer—a tool that takes care of all the traffic among processors and peripherals.

Other companies are taking different approaches, but all of them are betting that a market for specialized I/O tools is emerging. “Is I/O a problem? You bet it is. We’re building a company based on the premise that there is a big problem,” says Newton Purdue, vice president of product development at Ultra Corp., a Santa Clara, Calif., company that was incorporated in January.

Ultra is working on a new method of high-speed data transfer, about which it will reveal very little. Purdue says only that he sees interfacing as the key: “There are not as many high-performance peripherals as users would like to see, because there is no place to connect them.” In general terms, Ultra’s interface will be adaptable to each supercomputer and minisupercomputer that comes out. Every specific host and peripheral will have a unique interface on one side and a standard on the other. That way, the host can be accessed by every new peripheral that comes out, and the new peripherals can access every host.

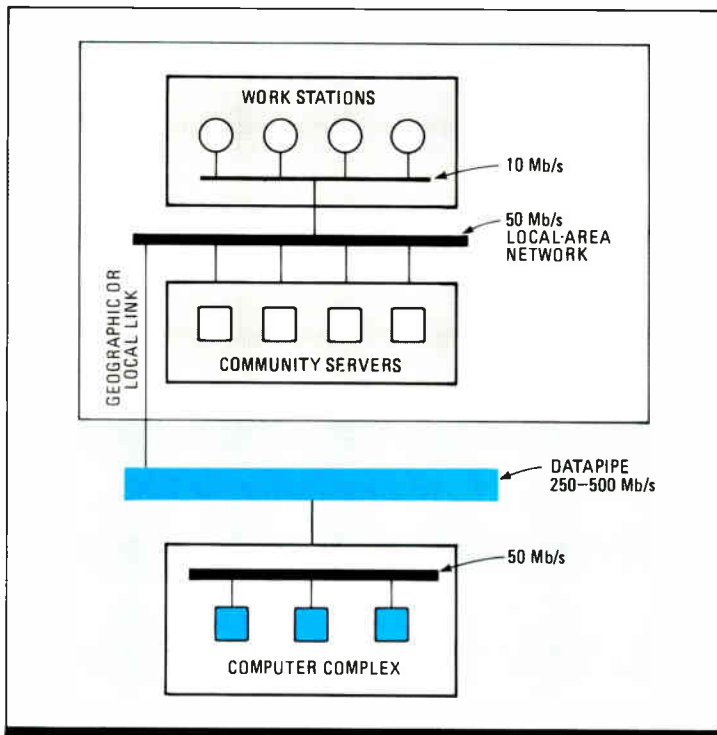
## HIGH-SPEED INTERFACING

ZeroOne Systems Inc., the Santa Clara, Calif., supercomputer system integrator, is taking another tack. It is adding a high-speed I/O subsystem to a Convex Computer Corp. C1 supercomputer by using the Convex high-speed parallel interface, an Aptec System 24 I/O computer, and high-speed Ibis Systems Inc. disk drives. This combination is then connected to a Cray supercomputer through a Network Systems Corp. 6-megabyte/s Hyperchannel.

Convex is one of the few computer vendors that can attach high-speed peripherals to its own products. Its interface, called HSP, is a channel control unit that manages a tap into the Convex C1 minisupercomputer’s internal bus, which is 64 bits wide and speeds along at 80 megabytes/s.

“HSP taps the C1’s 80-megabyte/s bandwidth for burst transfers of data in or out for certain applications, such as capturing large amounts of data in short periods of time—for example, from a satellite as it passes overhead,” says Jeff Wilson, product manager for hardware at the Richardson, Texas, company.

A potential problem with high-speed I/O pipes is latency, the time it takes to get them going. A long latency time can reduce throughput on burst transfers. The HSP reduces latency by doing the logical and physical memory mapping completely in hardware. Also, the HSP preempts the I/O subsystem of the C1 while it is in operation, so that little else in the way of I/O can occur. However, it is a boon to certain users who have unusual requirements for fast data transfers—those who have systems configured with the ZeroOne Con-



**1. I/O FOR THE FUTURE.** Datapipe, now in beta test, is designed to run at 275 Mb/s, a speed that Network Systems Corp. believes will be needed soon.

vex-Aptek-Ibis high-speed subsystem and the Cray-Hyperchannel connection, for example.

Another minisupercomputer vendor that is now concentrating on I/O is Neube Corp. in Beaverton, Ore. Its N-Cube family is built around the hypercube architecture, with systems ranging from 16 to 1,024 processor nodes. All I/O is built into the processor chips, which are custom 2- $\mu$ m NMOS parts from VLSI Technology Inc. Each chip has 11 2-megabyte I/O channels—10 to communicate with other nodes, one for system I/O. "We're actually using a processor chip for I/O," says Robert C. Hausman, vice president of marketing for the N-Cube system.

One reason for the company's emphasis on efficient I/O is the growing realization that customers have to have it. "Finally, people are starting to recognize that you can't have a supercomputer without putting something next to it to move stuff into it," says John Gustafson, staff scientist. "People need good graphics capability. They need to be able to compile quickly, to get things off and on the disk. Not providing these features is irresponsible."

## GRAPHICS TAKE A FAST BUS

Besides supercomputers and minisupercomputers, the systems that put the highest demands on I/O are probably specialized graphics processors and their output devices. They feature very high-resolution color displays that must be changed rapidly—and therefore need very high data-transfer rates. For example, Ultra's Purdue says, "a lot of customers we talk to have graphics problems that require data-transfer rates in the range of a gigabit per second or greater. A typical 1-K-by-1-K screen size, refreshed at 24 bits/pixel, requires close to 3 megabytes of data per screen. Users want to animate that by pushing a button and see it change immediately. That requires a 24-Mbit/s I/O rate."

Among the specialized solutions to this problem is the Pixar Image Computer from Pixar in San Rafael, Calif. (Fig. 2.) It has a system-bus bandwidth of 240 megabytes/s and an 80-megabyte/s bus called the Yabus for updating pixels on the screen [*ElectronicsWeek*, April 29, 1985, p. 18].

Other approaches are being explored for conventional data processing, including one by Ibis, a maker of high-performance disk drives. The Westlake Village, Calif., company is more or less forced to work on its own approach, because the I/O problem "is only recognized by a handful of people," says Taroon Kamdar, director of business management. "Designers of fast CPUs have ignored or given lower priority to the problem of passing data back and forth to peripherals. They are concentrating on MIPS and megaflops. Some minisupers have buses that can handle only 2 to 3 megabytes/s."

The speed of the Ibis drive—12 megabytes/s—is obtained by driving four 3-megabyte/s channels in parallel. Ibis now has 6-megabyte/s chan-

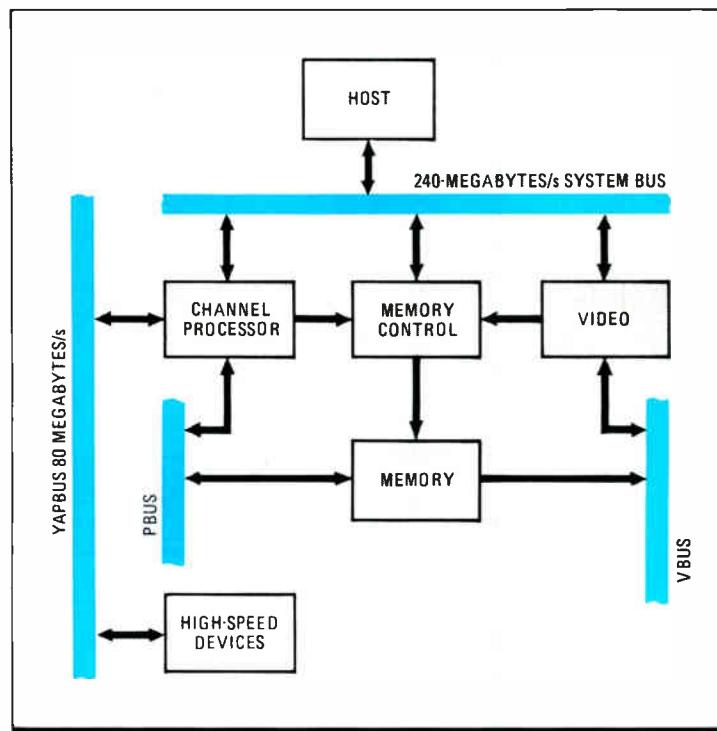
nels running in its laboratory and will ship a product within 90 days that will perform at 24 megabytes/s. Even 48 megabytes/s is possible with this technology, Kamdar says.

An I/O tool adapted from communications technology is being promoted by Network Systems, the Minneapolis maker of the Hyperchannel. There, Gary Christensen, vice president of development, echoes Kamdar's feelings about the fixation on high-speed central processors. The idea that computer designers pay too much attention to making faster CPUs and not enough attention to the I/O "has been my song and dance since [Seymour] Cray built his first machine," he says. "Although the Hyperchannel is primarily a computer-networking solution, it does help bust the I/O bottleneck in cases where it is used to allow computers to share peripherals."

Network Systems' answer for the future is Datapipe, a fiber-optic network product that is targeted to run at 275 Mb/s (about 35 megabytes/s). Datapipe [*ElectronicsWeek*, July 22, 1985, p. 36] is in beta tests at one customer site, where it is running at about 250 Mb/s.

Christensen concedes that his company has seen only limited demand so far. "A lot of people don't understand why they would need 275 Mb/s," he says. "It's only the very sophisticated users who are starting to get enough traffic on their networks that they're starting to wonder, 'Hey, what am I going to do?' We hope we're coming out with a product at about the time the demand gets there." □

*Additional reporting by Wesley R. Iversen*



**2. READY.** Pixar's Image Computer, with its 240-megabyte/s system bus, is designed for quick responses in high-resolution graphics work stations.

# HOW APTEC PLANS TO BREAK THE I/O BOTTLENECK

*A system with independent processors and a 25-MHz bus, capable of moving 200 megabytes/s, takes over data-transfer chores from central processing units*

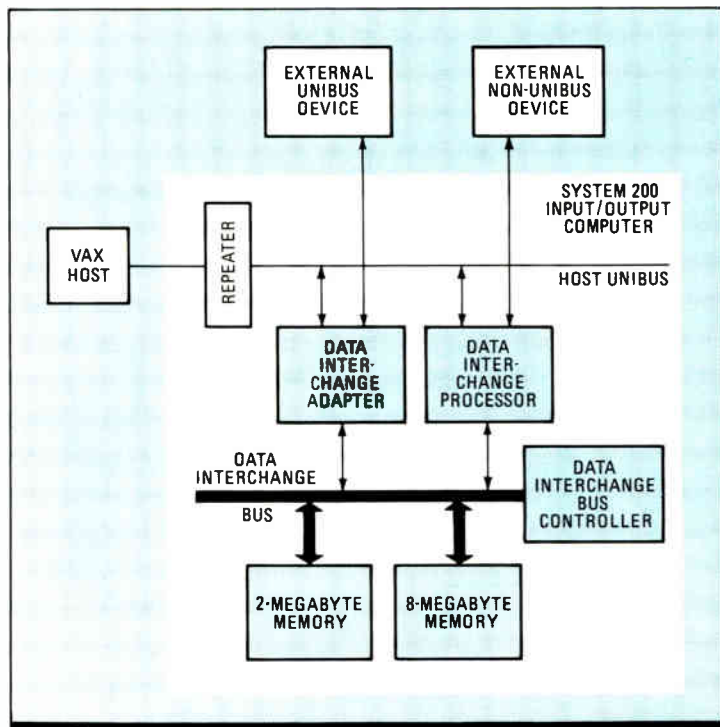
One way of cracking the input/output bottleneck is by giving all of a system's I/O tasks to a separate computer equipped with its own high-speed processing units and wide-bandwidth data bus. Following this approach, Aptec Computer Systems Inc. has come up with an I/O computer that can keep pace with the fastest central processing units and peripherals available today—reaching peak data rates of 200 megabytes/s.

Aptec's system 200 (Fig. 1) speeds up I/O two ways. It moves data across a high-bandwidth bus at typical speeds of 150 megabytes/s. It can also perform input and output functions in parallel, using a multiword addressing scheme, which boosts the rate to 200 megabytes/s. And, besides speeding I/O for hosts, the system 200 can grow with them—as more external devices are added to the host system, more processors can be added to the system 200.

The configuration resembles that of Aptec's first product, the system 24. The difference lies mainly in enhancements to the data bus, chiefly going from one 32-bit-wide bus to two independent 32-bit-wide buses. Overall, the enhancements dramatically increase the data rate—from 24 megabytes/s for the older system to the 200 megabytes/s possible with the new one.

Aptec's systems are built around two types of processing units, equipped with banks of first-in, first-out buffer logic, that direct the flow of data; a 25-MHz data bus and its controller; and two banks of mass memory. A unit called a repeater isolates the system 200 from other devices on the host system's bus, so that it can perform I/O functions without involving the host. The system 200 makes extensive use of state-of-the-art CMOS gate arrays, organized in a bit-slice architecture, from LSI Logic.

All bus-interrupt requests from attached devices are handled by the controller managing the system 200's bus. For example, data coming from a data-acquisition device is shipped across the high-speed bus to mass memory. When an attached processor, such as a graphics processor, needs that data, it sends a request to a specific location in the memory, and the data is shipped back across the bus. Once the graphics processor has completed its operations, the data is sent back to memory. From memory, the data then



**1. LIFTING THE LOAD.** Two kinds of processors and a high-bandwidth bus combine in the system 200 to relieve host processors of I/O functions.



can be sent across the bus again, to a display, disk drive, or applications processor.

The two kinds of system 200 processors can operate in parallel, transferring data to or from external devices for use in the same application. The parallelism is maintained when additional data-interchange-adapter or data-interchange-processor cards are loaded into the system.

"There is really nothing fancy about it. We are using a mailbox method to communicate between the independent processors attached to the bus," says Wayne H. Matterson, director of engineering at Aptec. "When one of our independent I/O processors completes its job, it ships the data to memory, where the next processor looks for its address. People are scared when it comes to writing applications with any degree of parallelism. This mailbox approach greatly simplifies the programming task."

Both of Aptec's systems are designed to work with a Digital Equipment Corp. VAX, although they can be adapted to run with systems from other computer makers. New versions are now being adapted for other systems, the company says. The basic system 200 is currently undergoing beta testing. Shipments are scheduled to begin in March 1987.

If the executives of Aptec are right, the computer industry needs as many versions of its I/O computer as the Beaverton, Ore., company can turn out. "With so much of the industry's attention focused on CPU speeds, most computers simply are not designed with enough I/O bandwidth to strike a balance between processor speeds and the input-out demands of high-speed peripherals," says Thomas Moir, Aptec's president. "The U.S. computer industry is myopic about CPU speeds. They have become speed freaks."

Aptec's cofounders, Gary McAlpine and Woodrow Wittmayer, realized that cranking up CPU speeds does not address the problem of the bus bottleneck at all. They saw a solution in lifting the burden of I/O control from the host computer and giving it to independent processors—the system 200—which can keep pace with the demands of high-performance peripherals.

## TWO PROCESSORS

The processors at the heart of the system 200 are called the data-interchange adapter and the data-interchange processor. They control the I/O functions of such high-speed peripherals as data-acquisition devices, graphics processors, and high-performance disk drives. Instead of hogging host CPU cycles, the high-speed peripherals or specialized applications processors share access to the system 200's mass memory.

The data-interchange adapter provides a transparent, 3.125-megabyte/s interface between peripherals attached to VAX systems through a Unibus and the system 200's data-interchange bus. The VAX can execute operations through the data-interchange adapter, or the adapter can



**2. EXPANDABLE.** The basic box contains one of each type of processor; more can be added as system I/O demands grow.

command data transfers between the attached device and the host's main memory without involving the host CPU. The adapter can also transfer data between devices on the VAX's Unibus and the system 200's mass memory, another adapter, or the second type of processor, the data-interchange processor.

The data-interchange processor controls I/O for non-Unibus devices. It can manage up to three devices, overseeing 12.5-megabyte/s data transfers between the device and System 200 mass memory or between VAX memory and other data-interchange adapters or processors.

Building the system 200 "required liberal use of high-performance gate-array technology in the processors as well as the first-in, first-out memory buffers," says Matterson. The FIFO electronics make up the bus interface logic on all the boards in the system that perform interface functions in the system 200.

The two processors and their attendant FIFO buffers are built with 144-pin gate-array technology from LSI Logic. "We have the equivalent of four 2901 bit-slice processors implemented in one of our gate arrays," Matterson says. "We chose LSI Logic because it was the only vendor with CMOS parts in the range we needed. Others announced, but they could not deliver. The 9000 series that we used in the design has 8,600 effective gates, and we used every one."

Both types of processors send data across a data-interchange bus built around 32-bit-wide address, write, and read paths that are synchronized to a 25-MHz clock under control of a single processor called the data-interchange bus controller. The bus accommodates simultaneous bidirectional transmission of 8-, 16-, 32-, 64-, or 128-bit words to any combination of processors. Matterson refuses to be very specific about the arbitration scheme that manages the transfers, saying, "It is the one thing that we hold near

and dear to our heart. It is our trade secret.”

The data-interchange bus controller contains the arbitration logic and controls the data interchange bus: it takes care of requests for access and issues grants from other processors, typically within 40 ns.

The system 200's mass memory—configured using 55-ns static random-access memory—is implemented on either 2- or 8-megabyte boards. Both configurations use single in-line packaging to conserve board real estate: the 2-megabyte version is implemented with 64-K-by-1 chips while the 8-megabyte version is packaged as 256-K-by-1 chips. Matterson says the current boards hold more logic, to direct the flow of data into and out of memory, than memory itself, and that next year, a new generation of logic could push the transfer rate still higher.

#### FOUR MEMORY BANKS

Each board, regardless of its storage capacity, has four distinct memory banks with a total board bandwidth of 50 megabytes/s. Writes to memory can be 8, 16, 32, 64, or 128 bits long. Reads use 32-, 64-, or 128-bit accesses.

A multiword addressing scheme eases the burden on the address bus. In a simple addressing scheme, each data element transferred across the read or write bus is preceded by an address—which means address-bus throughput can limit overall performance. Aptec's multiword addressing automatically computes the second and possibly up to three additional address words from the first word, rather than sending sequential addresses across the bus.

An important feature of the system 200's con-

figuration is the Unibus repeater. It reduces the Unibus's load by isolating the system 200. Acting as a Unibus extension, in effect it provides room on the bus for the system 200 to operate without drawing on the VAX's resources.

Aptec chose to design its original system 24 and the new system 200 to work with DEC systems mostly because the VAX seemed to be the computer that most needed help with I/O, says Larry Wade, Aptec's vice president of marketing. “Its processors are continually tied down servicing I/O requests on the low-bandwidth bus, which simply can't accommodate today's high-speed I/O traffic.”

The company doesn't intend to stop with the VAX. Work is already under way on a VME-bus interface adapter. And connections for the Flex/32 from Flexible Computer Corp. and Butterfly computers from Bolt, Beranek & Newman are also being considered, Moir says.

Aptec's system 200 overcomes the constricted bus bandwidth that plagues a variety of host computers in complex systems. By concentrating on I/O requirements, it could also help rearrange some computing priorities—turning attention away from the drive to build faster and faster CPUs, and toward an effort to improve overall system performance. □

*TECHNOLOGY TO WATCH is a regular feature of Electronics that provides readers with exclusive, in-depth reports on important technical innovations from companies around the world. It covers significant technology, processes, and developments incorporated in major new products.*

## HOW APTEC'S McALPINE TOOK ADVANTAGE OF A CONSERVATIVE DESIGN

Road maps are hard to come by in the world of advanced computing, but that has never bothered Gary McAlpine, the cofounder of Aptec Computer Systems Inc. and the chief designer of its latest input/output computer, the system 200. “My education has always come from experience,” says McAlpine, who is vice president of research and development for the Beaverton, Ore., company.

The 38-year-old McAlpine joined the Navy right after high school. He spent the first two years of his hitch training as a data systems technician. Then he saw the world for four years aboard an aircraft carrier, where he helped run a large computer system used for intelligence gathering.

McAlpine used his Navy training to get a job with Floating Point Systems Inc. There he gained a new perspective on the problems faced by system integrators trying to build complex systems, and the shortcomings that inevitably re-


sulted. “Those array processors weren't giving customers everything that they needed,” he says. McAlpine began working as a consultant to Floating Point Systems users who had I/O problems.

In January 1981, McAlpine and a former Floating Point coworker, Woodrow R. Wittmayer, launched Aptec. Wittmayer is now vice president of marketing. The company's first product, the system 24, was introduced in August


1982. It was based on a very simple principle: it would take over the I/O functions from a host computer, the functions that “divert the host processor from its primary function, which further slows overall system performance,” says Aptec's director of engineering, Wayne H. Matterson.

“We were very conservative. We over-engineered the machine,” McAlpine recalls. “When we saw the clean signals

we were getting across the backplane, we decided we could have squeezed four times the throughput from it.” He began considering how to improve the system 24 before it hit the street, but had to wait. “We just didn't have customers who were ready with applications yet. They were talking about higher speeds, but they didn't need them yet.” Now Aptec thinks they're ready.



GARY McALPINE



WAYNE MATTERSON

# We've made a Very Large Scale Investment you need to take a close look at.

Right now in the electronics R&D industry, compound semiconductors such as gallium arsenide and mercury cadmium telluride offer great promise for the future. The same is true of computer architecture, parallel processing, integrated optics and electronic reliability.

In Georgia, both industry and universities are conducting advanced research in all these critical areas. In fact, Georgia Institute of Technology ranks first among U.S. public universities in the amount of engineering R&D expenditures. It recently won a \$21.3 million Army contract to develop ultra-fast parallel processing systems using VLSI design research for the Strategic Defense Initiative. And no university grants more undergraduate E.E. degrees.

Today, with support and advice from industry, our state is investing \$30 million to expand electronics research through Georgia Tech's inter-disciplinary Microelectronics Research Center. This unique public/private effort is part of the Georgia Research Consortium; and it's just one of several important investments we're making in the future of Georgia's electronics industry.

In the last three years, we've also allocated more than a billion

dollars in new educational efforts, primarily in our Quality Basic Education program—the most comprehensive educational package any state has ever undertaken.

We've invested in new buildings, new courses, new equipment and new instructors for our state-wide vocational technical schools. Our Quick Start program, one of the nation's first, remains a leader in training new employees for industry.

Put all that together with our lower than average cost of living, mild weather, relaxed lifestyle—and you've got an overall business climate that has earned Atlanta a spot in John Naisbitt's Top Ten listing of places to start a company.

Lately a great many firms have agreed with that impressive assessment.

Just since 1978, 255 electronics, telecommunications, computer software, aerospace and instrumentation companies have opened their doors here. Employment in those companies has grown more than 25% in the last two years, and the 100 largest firms have reported revenue gains averaging 42% for 1984.

But all these facts are still only part of our Very Large Scale Investment in the future—if you'd like to see even stronger data, just send in this coupon. Or call Bob Lewis at 404-656-3575.

For free information write to:  
Georgia Department of Industry  
and Trade, Dept. EL, 230 Peachtree  
Street, N.W., Atlanta, Georgia 30303.

NAME \_\_\_\_\_

TITLE \_\_\_\_\_

COMPANY \_\_\_\_\_

ADDRESS \_\_\_\_\_

**GEORGIA**  
The State  
of Business Today

Circle 57 on reader service card

# An ASIC design won't sparkle, if your vendor doesn't cut it.

In Application Specific ICs (ASICs), you have two choices—an optimal design or something less brilliant.

That's why you can be shortchanged by a one-product ASIC house. They must sell you what they have—not necessarily what you need. You miss out on the full promise of ASICs. Here's why.

## **An optimal ASIC design gives you the edge.**

An ASIC solution is not just a gate

array. Or a standard cell. Or a cell-based custom circuit.

These are simply different approaches to an IC that meets your application requirements. Time-to-market, development cost, production price and performance needs make every job different. No design approach works best every time.

When is that a problem? When a vendor has only one design approach, odds are it isn't the best one for you.

Gould AMI offers all approaches to assure you the optimal solution. And a leg up on competition.

## **Get an uncompromising team on your side.**

Choose a true ASIC house. One with a full continuum of design approaches. The leading design capability. And an experienced team of ASIC professionals committed to making your job easier. That's the best guarantee of getting the results you want. That's Gould AMI.

**High Performance Solutions in Factory Automation, Computers, Instrumentation, Defense and Semiconductors.**




Contact us for details and our informative new booklet, "How to Choose an ASIC Solution." Call Gould Inc., Semiconductor Division, manufacturer of Gould AMI Semiconductors, at (408) 554-2311.

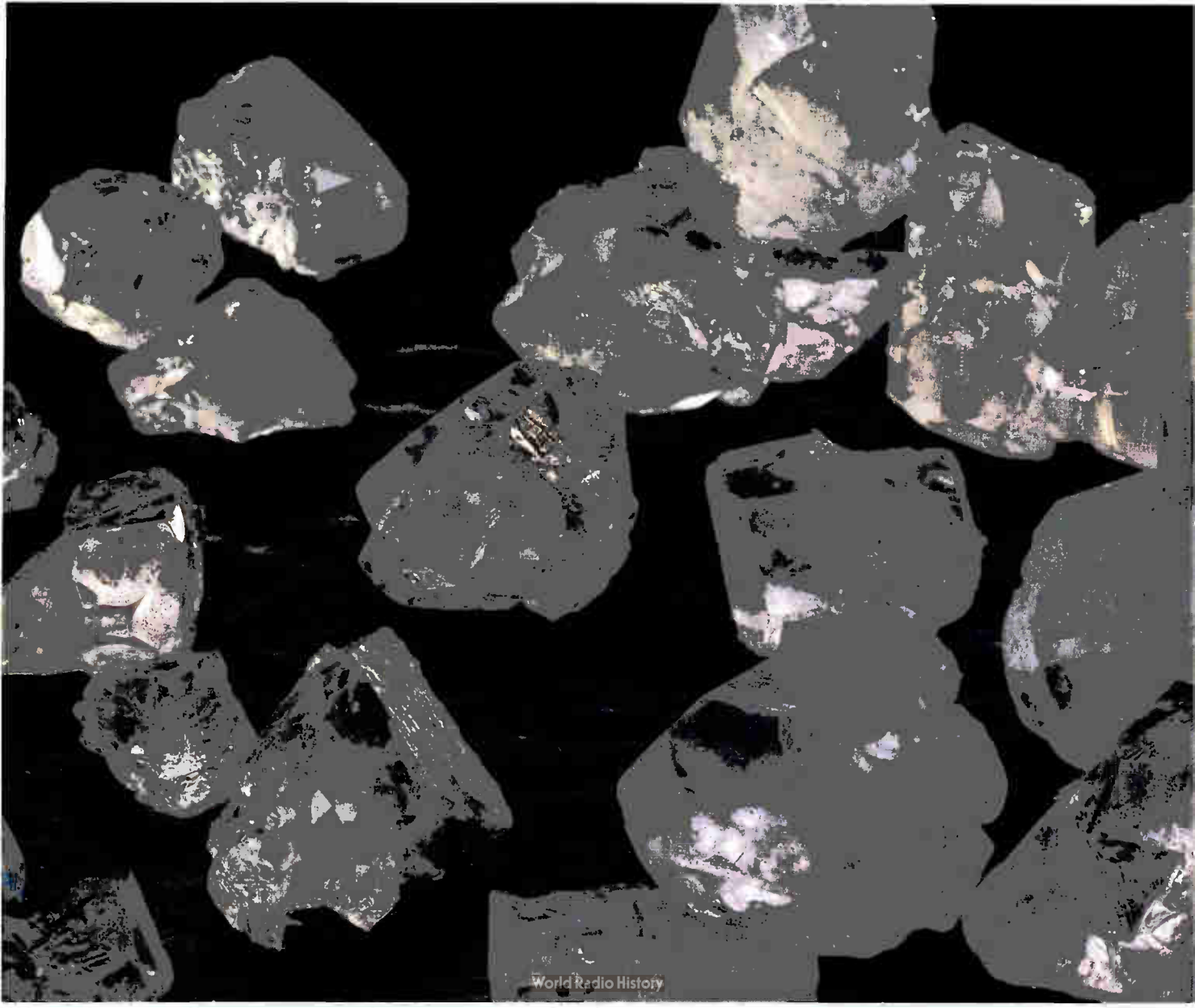
See what a stunning difference one call can make.


## Gould AMI ASIC: Depend on it.

Circle 59 on reader service card




**GOULD**  
*Electronics*





**Easy loaders.  
Faster test and burn-in  
with AMP sockets.  
Faster delivery from AMP.**



AMP is a trademark of AMP Incorporated.

Our LIF burn-in sockets for PLCCs, for instance. Rated to 200°C, they offer J lead-down loading—and they can be used in automated processes.

For PGA burn-in sockets, our ZIF styles feature normally-closed contacts for long life, and curved-handle design to make life easier. Use them for test and they're rated to a phenomenal 25,000 cycles. Loading and

unloading leadless ceramic packages is a breeze, too, thanks to a press-to-release cover on our Low Height test/burn-in versions: no tools necessary, no loose parts.

No matter what technology you work with, AMP sockets can make your work easier. Popular styles are available off-the-shelf.

And they all come with the name that spells affordable dependability: AMP.

**Call (717) 780-4400. Ask for the Test/Burn-In Sockets Desk. AMP Incorporated, Harrisburg, PA 17105-3608.**


Circle 61 on reader service card

## **AMP** Interconnecting ideas

*Broad range of inexpensive test sockets, and sockets for high-cycle and 150°C environments.*



*Press-to-release hinged cover on low height burn-in socket eliminates tools, eliminates loose parts. Low profile gets more on the board.*



*Low-cost DIP sockets for burn-in and test applications feature fast and simple below-package sword slot unloading.*



# The new LCD from Sharp shows up

Sharp announces new EL and LED back-light LCD's in a variety of popular sizes. Sharp, a world leader in LCD technology, has added a new, bright dimension to its LCD product line. Sharp's unique LED chip array backlighting technology brings greatly improved readability in all ambient light conditions. Chip array LED back light LCD's (LM402A01, LM402B01) offer a thin, low cost, long life, low power alternative to vacuum fluorescent and gas plasma displays. Sharp also offers EL back-light, wide temperature range LCD's with either top or bottom view in both standard and custom sizes. Whatever your LCD requirements, you need look no further than Sharp.




Now available

# SHARP

SHARP CORPORATION, JAPAN

SHARP CORPORATION Electronic Components Group, International Sales Dept.  
22-22, Nagaike-cho, Abeno-ku, Osaka 545, JAPAN  
Tel: (06)621-1221 Cable: LABOMET OSAKA Telex: J63428 Attn: OSKPAILABOMET A-B  
U.S.A.: SHARP ELECTRONICS CORPORATION Electronic Components Division  
Sharp Plaza, Mahwah, New Jersey 07430 2135, USA Tel: 201-529-8757 Telex: 426903(SHARPAM PARA)  
EUROPE: SHARP ELECTRONICS(EUROPE)GmbH Electronic Components Dept  
Sonnenstraße e 3, 2000 Hamburg 1, F.R. Germany Tel: (040)23775-0 Telex: 2161867(HEEG D)  
Circle 62 on reader service card



A wide range of types covers a wide range of applications.



## Built-in controller LSI type

(Topr: C - +50°C, Tstg: -25 ~ +70°C)

Model No.	Number of characters	Display format	Unit outline dimensions W×H×D(mm)	Effective viewing area W×H(mm)	Character size W×H(mm)	Dot size W×H(mm)	Supply voltage (V)
LM402A01*1 LM402B01	40×2	5×7 dots with cursor	182×335×17	154×158	3.2×4.85	0.6×0.65	+5, +12
LM16152E Series*2	16×1	5×7 dots with LED backlight	115×395×16	99×13	4.9×7.95	0.9×1.05	+5
LM16155M	16×1	5×7 dots with cursor	80×36×12	64.5×13.8	3.07×4.75	0.55×0.75	+5
LM16255M	16×2	5×7 dots with cursor EL backlight can be installed	84×44×12	61×15.8	2.96×4.86	0.56×0.66	+5
LM20255M	20×2	5×7 dots with cursor	115×36×12	83×18.6	3.2×4.45	0.6×0.65	+5
LM40255M	40×2	5×7 dots with cursor	182×335×12	154×138	3.2×4.45	0.6×0.65	+5
LM16152 LM16152A*3	16×1	5×7 dots	115×35×12	99×13	4.9×7.95	0.9×1.05	+5
LM16155*	16×1	5×7 dots with cursor	80×36×12	64.5×13.8	3.07×4.73	0.55×0.75	+5
LM16255*	16×2	5×7 dots with cursor	84×44×12	61×15.8	2.96×4.86	0.56×0.66	+5
LM20255*	20×2	5×7 dots with cursor	115×36×12	83×18.6	3.2×4.45	0.6×0.65	+5
LM40255*	40×2	5×7 dots with cursor	182×335×12	154×138	3.2×4.45	0.6×0.65	+5

■ the transreflective type, ■ indicates the reflective type.

- \*1 LM402A01—positive, LM402B01—negative
- \*2 Backlight color is available in yellow-green. Samples are available from December, 1986.
- \*3 LM16152A—LM16152 without temperature compensation circuit. Tstg: -25 ~ +55°C  
The backlight colors are available in yellow-green (LM16152E), red (LM16152D), and yellow (LM16152H)  
Wide temperature range types (S type) are also available. Topr: -10 ~ +70°C, Tstg: -40 ~ +80°C, Supply voltage: ±5V

## Built-in character generator type

(Topr: 0 ~ +50°C, Tstg: -25 ~ +55°C)

Model No.	Number of characters	Character format	Unit outline dimensions W×H×D(mm)	Effective viewing area W×H(mm)	Character size W×H(mm)	Dot size W×H(mm)	Supply voltage (V)
LM06151	6×1	5×7 dots	60×40×14.5	45×13.5	4.8×7.5	0.8×0.9	+5
LM14151	14×1	5×7 dots with cursor	93×47×13.5	53×11.2	2.65×3.75	0.45×0.45	+5
LM24151	24×1	5×7 dots with cursor	174×51×13.5	115×11.2	3.3×5.35	0.5×0.55	+5
LM40151	40×1	5×7 dots with cursor	177×46×13.5	120×9.6	2.32×3.38	0.4×0.4	+5

## 7-Segment type

(Topr: 0 ~ -50°C, Tstg: -25 ~ +55°C)

Model No.	Number of characters	Character format	Unit outline dimensions W×H×D(mm)	Effective viewing area W×H(mm)	Character size W×H(mm)	Supply voltage (V)	Power consumption (mW)
LM1610S2	16×1	7 segment	80×36×15	61.6×11.6	2.7×5.5	+5	3
LM1610SE Series*1	16×1	7 segment with LED backlight	80×36×17	61.6×11.6	2.7×5.5	+5	*2

- \*1 The backlight colors are available in yellow-green (LM1610SE), red (LM1610SD) and yellow (LM1610SH).
- \*2 3mW with backlight OFF, 503mW with backlight ON (LM1610SE, LM1610SD), 303mW with backlight ON (LM1610SH).



**A** work station that can shoulder both engineering and office tasks, running programs from two different operating systems side by side, is on the way from Convergent Technologies Inc. Users of systems based on the new Ngen 386 will soon be able to switch back and forth between, say, a UNIX-based design-automation program and an MS-DOS spreadsheet.

The series 386 is the first work station announced that will take advantage of the multiple-execution mode of Intel Corp.'s 32-bit 80386 microprocessor. It represents a significant increase in horsepower for the company's Ngen family of work-station products, all of which are based on Intel microprocessors.

The new model will run Unix System V.3, MS-DOS 3.1, and Convergent's CTOS, a proprietary system for network applications. Initially, UNIX programs have to run independently, but the other two systems can operate together in the multiple-execution mode. "We know we can put together CTOS, MS-DOS, and Unix, but so far no customer has asked for that combination," says Eric Carlson, vice president and general manager of Convergent's Cluster Systems division.


For now, CTOS will act as the host, or base, system, employing MS-DOS as what Convergent calls a transparent assistant to run personal computer programs. "We'll probably have a Unix base with an MS-DOS assistant early next year," Carlson predicts. Although that is just months away, Convergent has plenty of competition that could beat it out as the first to offer this powerful combination. Many software houses are working overtime now on such a multiple-execution operating system because of Unix's widespread use in engineering applications and MS-DOS's popularity in business.


Nevertheless, Convergent expects to be among the leaders into this market, says Kathryn Hanson, the Cluster Systems division's director of marketing. She sees the early hosting of Unix on a fast, 80386-based work station that can also execute MS-DOS programs as Convergent's opportunity to break into such

**1. FAST WORKER.** Convergent's 386 CPU board includes the 16-MHz 80386 and a 32-K-byte cache built of 35-ns CMOS SRAMs.

# A WORK STATION THAT RUNS UNIX AND MS-DOS SIDE BY SIDE

*Convergent Technology's new Ngen 386 work station teams Intel's 32-bit 80386 processor with a fast cache memory to switch operating systems in microseconds*





**2. WORKING TOGETHER.** An Ngen 386 can serve as master in a network that includes other family members. Various connection schemes may be used.

markets as computer-aided engineering. "We are talking with manufacturers in the technical-work-station market," Hanson says. Already, a single Ngen machine can do design and cost computations, and in the near future two different kinds of programs will be able to run in adjoining display windows.

Convergent's Ngen work-station family is now used mainly by original-equipment manufacturers as a platform for building office-automation networks. The family includes the series 186 and 286, which have central processing units based on Intel's 16-bit 80186 and 80286 microprocessors, respectively. Now the San Jose, Calif., company hopes to break into new markets, notably engineering applications, with the far more powerful series 386. "We're using the 80386 not for its raw speed as an MS-DOS machine, as personal-computer manufacturers have, but to build new applications bases," says Carlson.

Convergent's search for new application areas goes beyond the Ngen 386 and its target of engineering-system OEMs. The company is scrambling to expand its customer base to make up for a sharp falloff in revenues as OEM sales to office-system makers have plummeted. It plans to build a federation of captive OEMs that can serve as customers for its work stations (see p. 66).

Convergent plans to charge only "a few hundred dollars" more for the series 386 CPU board in high volume than for the series 286 board, says Carlson, so OEMs can offer a 386-based system for only about \$1,000 more than a 286-based machine. That will be about \$500 less than Convergent's 16-bit coprocessor called the PC Emula-

tor, which is used with Ngen 186 and 286 work stations to serve as an MS-DOS host.

If the Series 386 does as well as expected, the new board (Fig. 1) should take the credit, because nothing else has changed in the Ngen family's modular architecture. Series 286 and 386 models are so alike, in fact, that one can be converted to another in the field by swapping CPU boards. And, the company promises, that upgrade will transform the 16-bit systems into supermicrocomputers more powerful than the speediest PCs and capable of leaping from one operating system to another in microseconds.

Carlson expects MS-DOS users who are thinking of buying new 80386-based PCs to think twice when work stations based on the multiple-execution Ngen come on the market. Putting himself in a user's shoes, he says, "I wouldn't buy a new machine to run my Lotus spreadsheet program faster. I wouldn't pay \$1,000 for that. On the other hand, I can now switch between my electronic mail and word processor, or between my mail and my voice processor, in one second instead of five seconds. I do that a hundred times a day and I'll pay \$1,000 more to do it faster, you bet." The voice processor, a recently announced Ngen option, turns a work station into a telephone answering machine.

Convergent rates Series 386 throughput at 3 million to 4 million instructions per second, or about as fast as the 16-MHz 80386 can go. Instead of directly accessing dynamic RAM, the new CPU employs virtual memory in an on-board cache built with 35-ns static RAMs and Fast (Fairchild Advanced Schottky TTL) logic clocked at 32 MHz. The cache stores 32-K bytes and reconfigures on the fly to accommodate 16- or 32-bit code. It allows the 80386 to access memory with no wait states 85% to 90% of the time, reports Ngen hardware manager Robert Schopmeyer, who designed the CPU. Unix V.3 has a slightly lower hit rate, because it performs multiuser as well as multitasking operations, he adds.

Schopmeyer says the large, fast cache gives the Series 386 "horsepower to spare." With existing 16-bit software, its performance is about twice Series 286 and four times Series 186 performance, and also four times IBM Personal Computer AT performance, he says. Some programs run even faster than that, he adds. For instance, in a comparison test using Burroughs Corp. CTOS-based office-automation software, the Series 386 scored 2.4 times better than the Series 286 in performance. Also, it runs graphics programs three times as fast. And, Schopmeyer estimates, OEMs can redouble overall performance by recompiling 16-bit programs to improve cache

utilization and take full advantage of the 80386's 32-bit capabilities.

To OEMs, Carlson points out, a more important performance measure is how much network growth a master work station can support. A Series 186 master, which handles about 4 to 6 work stations, can be upgraded to a Series 286 model supporting 6 to 12 work stations. In contrast, a Series 386 model can take care of 16 to 24 work stations.

In cluster networks (Fig. 2), masters are work stations that also act as network controllers and servers, as well as gateways to such communications facilities as Ethernet backbone networks and X.25 or IBM SNA (Systems Network Architecture) long-haul networks. Ngen work stations usually communicate within clusters via Convergent's RS-422 and HDLC (high-level data-link control) interfaces, or with such third-party interfaces as IBM token-ring cards. However, a new Telecluster interface allows private branch exchanges to interconnect work stations at lower cost via telephone wiring. New wiring need not be installed, because existing wiring can be shared by voice telephone signals and data transmitted at rates up to 1.8 million bit/s.

Convergent was able to get the Series 386 to market quickly because in 1982 the company's engineers designed the Ngen architecture to accommodate a 32-bit processor, and they developed the new CPU in parallel with the 80386.

"Intel designed the chip; we got the first in-circuit emulator and found the bugs," Carlson says. He says the last major problem was fixed this summer after Convergent's implementation of Unix V.3 revealed bugs in the chip's virtual-memory manager. "Intel ran our software, probed the chip, and solved the problem," he says.

The CTOS/MS-DOS combination has also been in the cards for a long time. CTOS was designed for context switching as part of its support for network applications development. A context-switching system can host other operating systems, which allows users to select additional programs through a keyboard instead of rebooting the system to start up a different operating system. A year ago, Convergent employed this function when it added the PC Emulator. When the module is installed, CTOS traps input/output data calling for MS-DOS programs and controls the coprocessing operation.

CTOS employs the same trapping method with the new CPU. However, CTOS and its MS-DOS assistant both run on the same micro-

processor now—the 80386. The chip stores program contexts in register banks so that contexts can be switched with a single instruction [*Electronics*, Oct. 21, 1985, p. 50]. With previous microprocessors, register contents had to be shuttled back and forth between memory by time-consuming software routines. But single instructions now execute instead of the routines and, as a result, operations that previously added up to seconds with coprocessors are now performed in microseconds. OEMs can use existing 16-bit software, because all code shipped by Convergent in the past two years was designed to run on the 80386 without change.

Next year, Carlson adds, Convergent will add multiple-execution systems to all its networking product lines, starting in January with a server being developed as a joint project of the Cluster Systems and Network Systems divisions. Dubbed the 386 Server PC, it has a 64-K-byte cache memory and up to 16 megabytes of dynamic RAM—four times Ngen main-memory capacity. In addition to Unix, MS-DOS, and CTOS, the server will host IBM-compatible minicomputer and networking packages. As a server, the system will handle 50 or more PCs and terminals. Although it can also be configured as a multiuser computer or a minicomputer-performance engineering work station, Hanson says the server is primarily intended to be an OEM platform for building PC networks. □

## HOW SCHOPMEYER HIT THE 125-NS MARK

"If you had talked about virtual-address space and caches three years ago in the microcomputer world, people would have thought you crazy," remarks Robert Schopmeyer, Ngen hardware manager at Convergent Technologies. "And now here we are with a machine that runs at an overall cycle time of 125 ns. Again, if you had said you could do that in a microcomputer three years ago, people would have thought you crazy."

Schopmeyer, 43, is comfortable with speeds like that. A BSEE from the University of Minnesota, he worked on large computers at what was then Univac Corp. for several years and then designed some 15 minicomputer caches at other companies before he decided to enter the microcomputer world at Convergent four years ago.

Schopmeyer, who designed all three central processing units in the Ngen family, arrived at 125 ns by making sure his designs took advantage of increases in microprocessor speeds.

The first, containing the 80186, cycles in 500 ns while accessing main memory built with 150-ns dynamic RAMs; the second, with the 80286, uses 120-ns DRAMs to cycle in 250. The 80386 does it in 125 ns by accessing virtual memory in a cache built with 35-ns static RAMs.

What's more impressive, he thinks, is that all three processors operate in the same system architecture with no problems. When Schopmeyer joined Convergent, the company was planning a new generation of products—the Ngen family—around the 80186. He recalls, "We needed a new system bus, and we had

to make sure we would not cripple the bus with some unique 80186 feature and then discover that we couldn't use it in future products." Because Schopmeyer and his fellow "Ngeneers" did their homework, the Series 386 central processing unit runs with astounding performance on that same 16-bit bus and with the same main memory as the Series 286 CPU.



ROBERT SCHOPMEYER

# CONVERGENT HUSTLES TO TURN AROUND

**F**or a company that has fallen off a cliff, Convergent Technologies Inc. is showing a surprising amount of bounce. After watching the bottom fall out of its sales and earnings sheets, the San Jose, Calif., company has moved quickly to embark on an ambitious program of acquisitions while simultaneously restructuring itself so as to try to avoid repeating the agonies of the past year.

Company assets now include a war chest of \$78 million and a top management team composed mostly of former Hewlett-Packard Co. ex-

being made final when it was torpedoed by 3Com's investment bankers.

If the bankers believed Convergent had a lot of problems, they were right. The company's sales and earnings were about to take a precipitous slide: in the third quarter of 1986 alone, it lost \$25.6 million on sales of \$64.7 million—down from a profit of \$3.8 million on sales of \$117.4 million in the same period the year before (see table, p. 67).

Most of Convergent's problems can serve as a worst-case example of what can happen when most of the corporate eggs are packed in a few baskets. Started in 1979, the company hit more than \$360 million in sales in 1984, largely on the strength of contracts to supply work stations to AT&T, Burroughs, NCR, and a few other large original-equipment manufacturers. When Burroughs and then AT&T sharply reduced their purchases, Convergent was in deep trouble.

But the company was already attempting to diversify by means of the 3Com deal. President Paul C. Ely, 53, lured from HP to help wean Convergent from its dependence on large OEMs, wanted access to 3Com's strong dealer base. For its part, 3Com saw in Convergent a convenient anchor against the day when networking companies would need strong connections to computer makers.

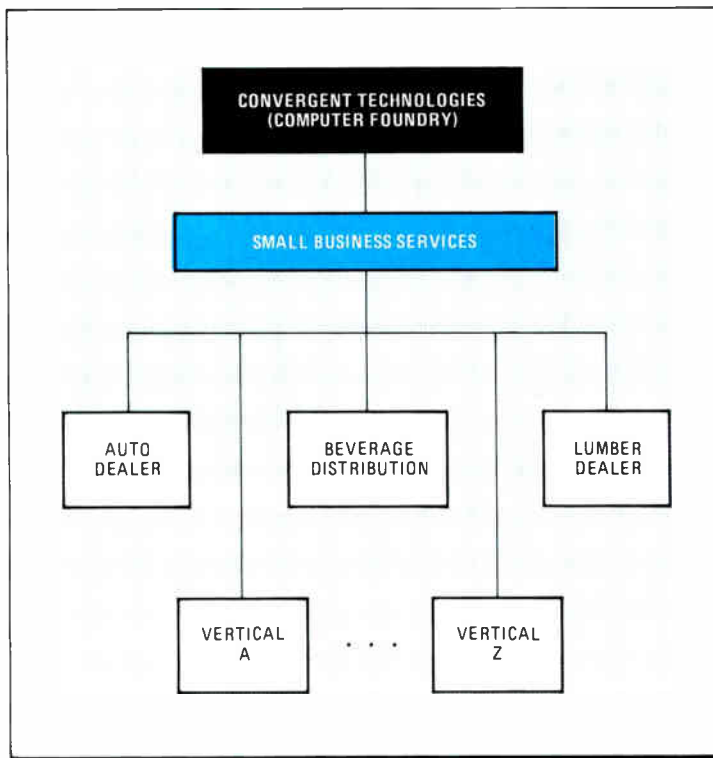
Ely didn't get what he wanted, but Convergent did end up with one new asset—John Celii, 44, 3Com's chief financial officer, who had already begun working with Convergent in anticipation of the merger. Celii, a 20-year HP veteran before joining 3Com, has now become the point man in Ely's plan to rebuild the company: he is the vice president and general manager of the new Small Business Services Division, which is, in effect, buying its customers. The aim of the novel approach is a federation of companies that deliver business-automation packages—built around Convergent computers, the company hopes.

The recruiting of Celii was only part of an effort by Ely to bolster Convergent's management. The most recent addition was Cyril Yansouni, also 44 and another HP veteran, who was brought in last month to head the company's manufacturing arm. He worked closely with Ely for 17 of his 19 years at HP, most recently as president of the Personal Computer Group. With Yansouni's appointment, Ely has the elements in place for a new Convergent.

"We are in the middle of a substantial transition," Ely says. "We have our original business as a computer supplier, with 1,400 employees mostly in California; and meanwhile, in the past two months we have added new businesses with more than \$100 million in revenue, involving

*The work-station maker is fighting to stem its losses with a new strategy: it is buying small companies offering turnkey systems in vertical markets*

ecutives recruited over the past two years. The product lines have been expanded with a series of new machines, most recently with a new model of the Ngen, which is one of the first work stations to employ the Intel Corp. 80386 (see p. 63). And its acquisition program seems to be back on track after last March's embarrassing cancellation of a merger with the network vendor 3Com Corp. The deal was on the verge of



**NEW LOOK.** Convergent Technologies will be a computer foundry; Small Business Systems will manage companies serving vertical markets.

thousands of customers and another thousand employees. I felt very strongly that there was enough activity in this company to keep two of us very busy."

To emphasize the structure of the new company, Ely wants to form a new unit, called simply Convergent, that will have Convergent Technologies and the Small Business Services unit as subsidiaries. Convergent Technologies, under Yansouni, will build and service computers for a growing stable of OEMs and value-added resellers; Small Business Services will manage a federation of companies that provide turnkey solutions in vertical markets. A formal change will require stockholder approval, but that is how Convergent is supposed to be running today.

Despite those ambitious plans, Convergent must still contend with a sluggish computer market and increased parts costs. The company recently had to lay off 500 employees. In such an environment, Convergent must rebuild and diversify its stricken OEM program and simultaneously develop a new growth path in a novel form, the federation of subsidiaries.

To shore up the OEM business, Convergent will add 30 to 100 salesmen in the next 18 months. The company is embarking on an ambitious program of adding 10 new VARs and one small OEM each quarter, and one major OEM a year. Yansouni will run the manufacturing operation—what the company calls its "computer foundry"—that fuels this effort.

The foundry will still provide the bulk of Convergent's sales until well into the 1990s, Ely says. During that period, Small Business Services is to grow carefully, looking for core members that are in well-protected markets, profitable, and in need of advanced technology. It is to have revenues of \$300 million by 1990.

A typical Small Business Services core company will have a good grip on a market that requires special expertise and is too small to attract IBM Corp. or Digital Equipment Corp., says Michael M. Murray, vice president of business development for the unit. Each core company will have experienced management and its own sales, service, and support. However, it will still need technology, Murray says.

Convergent has already acquired three companies: Display Data Corp. of Hunt Valley, Md., which supports auto dealers, lumberyard wholesalers, and beverage distributors; Open Systems Inc. of Minneapolis, an accounting specialist; and Digital Systems Inc., a Pensacola, Fla., vendor of systems for accountants and contractors. These initial federation members are not even Convergent users; Display Data, for instance, is presently committed to DEC. It may

CONVERGENT'S DRAMATIC DROP			
Quarter ending	March 31	June 30	September 30
Sales (\$ thousands)			
1985	\$ 92,616	101,119	117,398
1986	73,469	50,090	64,740
Earnings (\$ thousands)			
1985	\$ 206	2,454	3,851
1986	1,893	(5,101)	(25,693)

SOURCE: CONVERGENT TECHNOLOGIES INC

take several years, Murray concedes, to start selling Convergent equipment to Display Data customers.


To convert the customers, Small Business Services will talk margins. Typically, Meyer says, VARs get a 30% to 35% discount, give it all to their customer, and take a profit on their application alone. As a volume supplier, Convergent can up the discount to as much as 50%.

And while waiting for hardware sales to materialize, Small Business Services will derive income from hardware and software support, leasing, and supplies and services. In fact, Murray says, only 30% of the unit's income will come from hardware.

Some analysts question the new strategy. Bruce Lupatkin of Hambrecht & Quist Inc., San Francisco, cautions that by taking an equity position Convergent may cause its federation members to lose credibility with their customers. "VARs are supposed to have a free hand in selecting hardware and software," he points out.

But Ely is committed to 100% ownership of federation companies, and with Yansouni on board, he is ready to start pushing that strategy harder. "I am going to spend most of my time making sure that Small Business Services succeeds," Ely says. "Cyril will make the money, and I will spend it."

*-Clifford Barney*



**MURRAY.** His business-development job is to help build a federation of vertically oriented turnkey business-automation firms.



**YANSOUNI.** A new arrival from Hewlett-Packard, he will be in charge of the manufacturing operations of Convergent Technologies.

# THE SKY IS NOT FALLING IN THE ATE WORLD

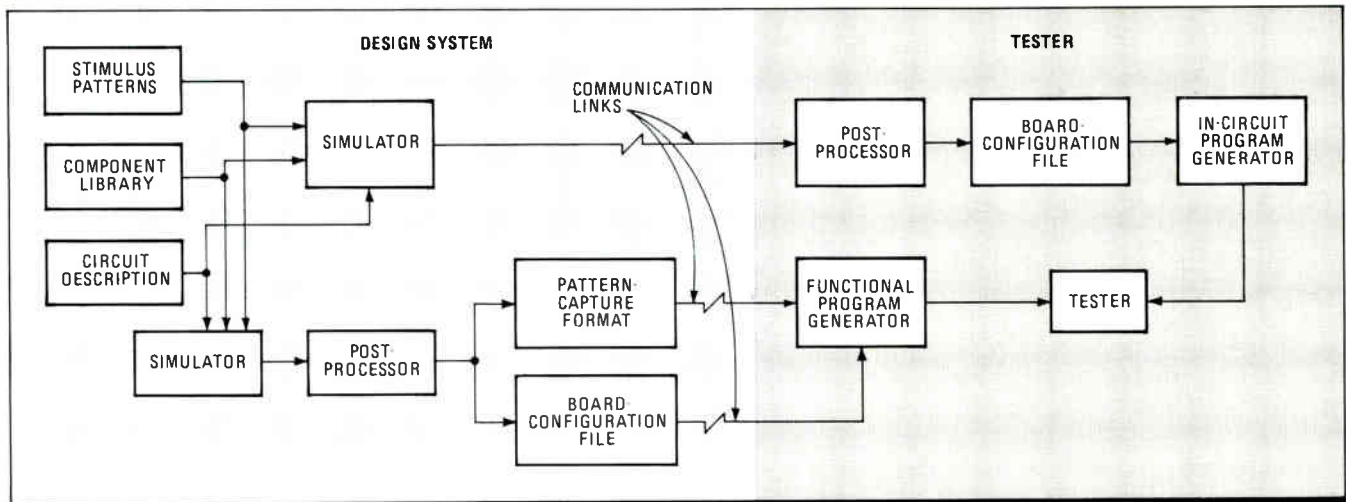
*Test-equipment makers are showing they can deal with what doubters said would be insurmountable problems in testing ultracomplex VLSI chips*

by Jonah McLeod

**T**he Chicken Littles of the tester world have long warned that the sophistication of complex new integrated circuits would outstrip the abilities of automatic test equipment. But ATE makers are moving fast to deal with the problems presented by printed-circuit boards laden with complex application-specific integrated circuits, 32-bit microprocessors, and highly sophisticated components.

The doomsayers have been warning that ATE makers face three nearly insurmountable problems in testing these large, complex boards: how to create the millions of test vectors needed; how to apply the test vectors to the board under test without having to break down large disk files into smaller segments that must be loaded into the tester's pattern random-access memory one at a time; and how to apply these patterns to the board fast enough to keep pace with the increasingly faster IC components used on these boards.

But ATE manufacturers are wrestling successfully with these three roadblocks. To address the first problem, they are beefing up fault simulators to handle the larger test patterns now needed to test boards. In addition, they are linking board testers and computer-aided-engineering systems (Fig. 1). Another important source of added muscle is software postprocessors used to access vectors generated by the simulators at the design stage and to convert them into test patterns. Also, some test systems are using the



1. **CONVERSION.** The test patterns created during the design of a pc board laden with complex ICs can be a source of test vectors for production-line ATE.

microprocessor and associated self-test programs found on most new boards to generate the patterns needed to test the rest of the board.

To tackle the second problem of applying the flood of test vectors, some new board testers use large RAMs to hold the larger test patterns. Others contain microprocessors or sophisticated memory-switching circuitry directly at each pin to generate some of the large patterns needed to test complex very large-scale ICs on the fly.

To solve the third problem of speed, manufacturers are building higher-speed test systems capable of applying patterns at up to 80 MHz. These systems can keep pace with the faster high-speed microprocessors and VLSI components on these boards.

To perform these tests, users are leaning toward functional and combinational testers, says Raj Rajaratnam, a market analyst at Needham & Co. in New York who follows the ATE industry. These customers need functional testers and combinational testers, which contain both functional and in-circuit test capability. Only functional and combinational testers can ensure with almost 100% certainty that the board is operating properly. As a general rule, in-circuit testers find more than 80% of the faults found on most pc boards. Functional testers find most of the remaining faults.

Rajaratnam says that functional and combinational tester sales of \$250 million worldwide in 1985 are expected to grow at a 20% to 25% rate over the next five years. By contrast, in-circuit testers accounted for a larger \$315 million in sales in 1985, but he says they will grow at a more modest 8% to 10% in the next five years.

## SAVING ON SOFTWARE

Of the three problems confronting functional and combinational testers handling large pc boards, the time required to generate test programs for large pc boards is the most acute. "Over the next five years the cost of generating software will be 20 times higher than the cost of hardware in the overall ownership cost of a tester," says Marshall Bates, the national sales manager for GenRad Inc. in Concord, Mass.

One solution to the test-generation problem is concurrent simulators. Conventional simulators create a fault in a pc-board model and then generate a test pattern aimed at finding that fault. Concurrent simulators go an important step further: they evaluate the test pattern to determine how many other faults the test pattern can find.

"The ability of simulators to create test patterns for more complex pc boards results partly from the development of concurrent

simulators, which can efficiently generate large numbers of test patterns," says Joseph B. Lassiter, who is the vice president and general manager at Teradyne's Manufacturing Systems Division in Boston. Version 6 of the company's Lasar simulator has turned this machine into a concurrent tester.

Computer Automation Inc. of Irvine, Calif., is another company with a new concurrent version of its fault simulator. Computer Automation estimates that fault-simulation time can improve fourfold by using concurrent simulators along with other aids to test-program generation, such as algorithmic pattern generation using the mi-

---

*To turn out software that can handle the hard-to-model new chips, ATE makers are developing concurrent simulation and are adding hardware models of the new ICs*

---

croprocessor behind each pin and the use of existing patterns from the design system.

Others selling software to aid test-equipment manufacturers, such as HHB Systems Inc. of Mahwah, N. J., are beefing up their simulators by adding models of new, complex, hard-to-model VLSI components to libraries used for simulating boards. During board simulation, the company's Computer Aided Test Systems modeler is plugged into the work station or simulation engine that applies a set of inputs to the hardware model during a simulation run. It then responds correctly to the software simulation.

Teradyne has developed its own set of hardware models to accompany chips that do not now have software models. The D300, a set of hardware models of microprocessors and other complex chips, has a software shell around the device that allows the part to be used for fault simulation. The shell takes patterns of 1s and 0s applied to the input pins of the hardware models and determines which input signals are meaningful for the test and which are don't care signals. "By eliminating the unused signals, the pattern can be applied to the hardware model and a meaningful response sent back to the fault simulator so it can proceed with its job," says Lassiter.

The vectors created during the design of a pc board are another source of test patterns for functional and combinational testers. GenRad claims to be the only ATE vendor with a complete solution for getting data from CAE systems into the ATE in usable form. Its HILO high- and low-logic-level design simulator provides a soft-



**GENRAD'S BATES:** The cost of creating test programs can be 20 times the cost of the system's hardware.

ware data base for the HiPoste software postprocessor, which converts the patterns for use in fault analysis. "With the ability to make immediate use of the simulator output, test generation is three to five times faster than generating test patterns from scratch," says GenRad's Bates.

In accessing test patterns from a design system, the net list, parts list, and simulator test vectors are entered into the test system in a number of different ways, most commonly by magnetic tape or an RS-232-C communications link, with the faster GPIB bus and Ethernet less commonly used. A postprocessor on the tester or a work station tied to the tester converts simulator data into appropriate test vectors in what Hewlett-Packard Co. calls a board-configuration file for an in-circuit portion of a combinational tester.

Depending on the sophistication of the system, the postprocessor can also produce what HP calls the pattern-capture format file for simulator data used by the functional portion of a combinational tester. This is a format in which the data can be converted into a form usable by a variety of different manufacturers' testers.

HP is lobbying other test-system vendors and trying to drum up support among test-system customers for a standard pattern-capture format for the data coming from the design system. A standard format will ease the task for the postprocessor.

While some manufacturers have addressed the



**TERADYNE'S LASSITER:** Super-big vector memories let testers handle extremely long test patterns in one pass.

time that runs on board power-up. A technique called bus-cycle emulation that takes advantage of these on-board test programs is found on the 3200 functional test system from Zehntel.

With the 3200, the test system clips over the microprocessor and in most cases holds the reset line of the microprocessor at a constant reset level. This puts every pin of the microprocessor into a three-state, or high-impedance, condition. With the microprocessor in a permanent three-state condition, the tester also replaces the self-test routines in read-only memory or programmable ROM on the board with its own program code, consisting of either the

board's self-test program or test patterns created to test the board.

"In this way, the stimulus test vectors are applied from inside the card and propagate out to the edge connectors," says Don Cassis, director of marketing at Support Technologies Inc. of Beaverton, Ore., which uses bus-cycle emulation in its model 2000 board tester.

"What the 2000 offers is a low-volume board tester for about a tenth the cost of a larger high volume system," says Cassis. A bed-of-nails test head can be added to probe at critical nodes in order to verify correct operation.

Critics of the bus-emulation technique complain that the patterns used for testing are designed only to ascertain if a board is operating, not to find faults. They claim that the lower cost is achieved at the expense of longer troubleshooting times. Bus emulation proponents say that, because the technique makes use of test patterns generated during the design of the board, it is more cost-effective than patterns generated by fault simulators.

A functional and combinational board tester must confront the problem of how to apply large test programs to the board without repeatedly reloading the disk memory to accommodate the entire set of patterns. "Good ASIC designs typically have built-in level-sensitive scan-design circuits to improve testability," says Lassiter. "These devices require a large vector memory to contain megabytes of test vectors."

Teradyne has solved the problem on its L290 combinational tester by backing each test channel with up to 32-K by 4 bits of pattern RAM. "The tester's large channel-memory capacity enables it to execute the extremely long test patterns required in testing complex VLSI boards," Lassiter says. Also, the tester uses a digital command processor to access test patterns from the memory of the test system computer, a Digital

---

### *One popular solution to test generation is a technique called bus-cycle emulation that capitalizes on the self-test programs built into on-board microprocessors*

---

problem of test-pattern generation at the simulator, others are using the microprocessors found on most new boards coming onto the market to solve the problem more economically. "Of all the boards currently on the market, 60% contain a microprocessor with an associated bus on board," says Craig Pynm, who is the vice president of marketing at Zehntel Inc., a Walnut Creek, Calif., company. "What's more, nearly all pc boards currently being built are bus-based boards with one or more on-board microprocessors."

Besides having a microprocessor, most of these boards come with a built-in self-test rou-



Equipment Corp. MicroVAX II. The patterns are moved into the channel memory at a fast 500,000 vectors p/s, using a direct-memory-access technique.

Another memory solution is offered by the HP 3065 AT combinational tester from HP's Manufacturing Test Division in Loveland, Colo. It boasts the ability to provide 67 million vectors to the device under test because it has three different memories. The system has a vector memory 256 bits wide by 2-K deep. Each address contains a unique vector. An 11-bit-by-64-K sequence RAM behind the vector memory defines the order in which each address in vector memory is to be applied to the device under test. Behind the sequence RAM is yet another memory called the directory RAM.

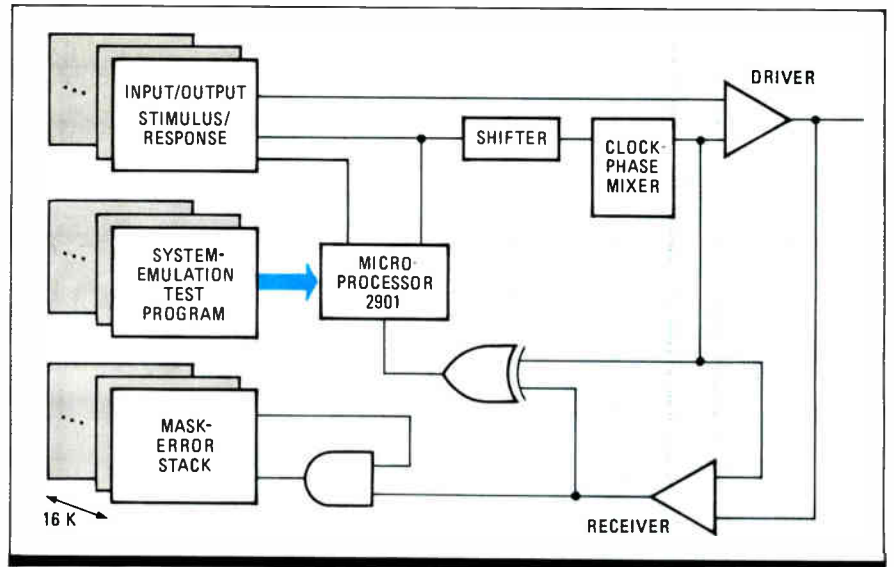
The sequence RAM can be divided into several sequences. The directory RAM then can specify a sequence of sequences to be applied to the vector RAM. The multiplier effect results from the sequence RAM being able to use the same vector many times during a test run. A similar capability is found on the model 750 combinational tester from Factron Schlumberger of Latham, N. Y.

To handle the large numbers of patterns required, other functional and combinational testers are adding intelligence to each pin to create patterns on the fly. In addition, these systems are using the memory more wisely.

An example of adding more intelligence to the pin is found in Computer Automation's Ironman functional tester (Fig. 2). "We use a technique called system emulation test," says David Brock, marketing analyst at the company. "Behind each tester pin there is a 2901 bit-slice microprocessor." In addition to executing the test patterns stored in memory, the microprocessor on each pin can generate a pattern by executing an algorithm. This capability is especially useful in testing ROM and RAM on a board.

The microprocessor can also monitor the response from the board under test on the fly and detect any error conditions as they occur at a 10-MHz rate. This means that a test that might require several stimulus patterns to finish can be halted immediately after an error is detected, rather than waiting until the sequence is completed.

Being able to produce enough test patterns to test the new generations of ICs means that testers must apply stimuli and receive responses at speeds at which the board normally operates. To handle the high speeds of the coming generation of ASICs and commercial VLSI components on pc boards, the new functional and combinational testers are much faster than earlier models. For



**2. ON THE FLY.** Microprocessors in Computer Automation's Ironman tester generate patterns on the fly as specified by the simulation emulation test program.

example, the 750 tester from Factron Schlumberger can apply a clock signal to a board at a 50-MHz rate and can send a stimulus signal to and receive a response from the board at a 30-MHz rate.

Teradyne's L290 board tester accommodates 1,152 channels each operating at 40 MHz. For even faster operation, two channels can be multiplexed together to provide an 80-MHz channel. To ensure proper line terminations for bidirectional signals at data rates up to 80 MHz, the tester's three-state driver switches a programmable terminating voltage to the driver's output when in a three-state condition. The three-state driver also contains a 50-Ω resistance that can be selectively switched in or out of the driver's line as needed.

*To handle the high speeds of the coming generation of ASICs and VLSI parts, the new board testers are pushing their data rates to as high as 80 MHz*

With the trend toward functional and combination testers expected to continue for at least the next five years, there will be a continued effort to address the three major problems confronting these systems. ASICs and standard ICs are growing in size, so even larger test patterns will have to be created to test pc boards containing these components. The patterns must somehow be contained in the tester and applied to the board without requiring long test times. And finally, faster microprocessors and other VLSI components will continue to push testers' data rates even higher than the 80-MHz maximum found on most testers today. □

# TERADYNE'S TESTER FOR TOMORROW'S VLSI

*With a 50-MHz data rate, system accuracy within 250 ps, and a huge memory capacity, the J953 provides up to 4 million vectors per pin to test complex VLSI chips in one pass*

**T**eradyne Inc.'s new J953 test system, armed with exceptional accuracy, high speed, and large test-pattern capacity, is ready to tackle the toughest challenge facing integrated-circuit testers. It can check out the next generation of superfast, complex very large-scale ICs built in 1.25- to 1.5- $\mu\text{m}$  technologies, and it can do it without slowing down production cycles.

To tackle this job, the J953 boasts 256 channels with an unrestricted data rate of 50 MHz on all channels, or 100 MHz with channel multiplexing. That speed, coupled with system accuracy within 250 ps, gives it sufficient performance to handle the next VLSI generation, where, for example, 32-bit microprocessors will end up as cells in application-specific ICs. The J953's huge pattern-memory capacity enables it to provide as many as 4 million vectors per pin to test complex VLSI chips—in one pass, without reloading.

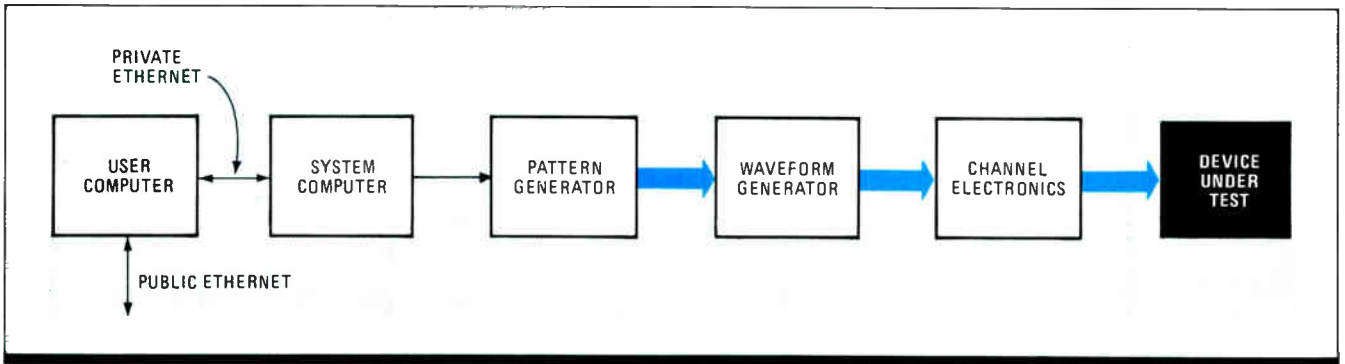
Teradyne reports that signal edges arrive at the input/output pins of a device under test with a system accuracy of  $\pm 250$  ps from any pin to any other pin, even when changes in vector timings and formats cause edge positions to shift rapidly. "It's not too difficult to hold 250 ps from cycle to cycle when test patterns stay the same, but the J953 does it everywhere, every time, with the signal edges shifting from cycle to cycle," says Wayne Ponik, VLSI product manager at Teradyne's Semiconductor Test Division in Woodland Hills, Calif.

Other high-performance testers take an hour or more to calibrate themselves, says Ponik. But the J953 (Fig. 1) takes about five minutes to calibrate all channels all the way out to the device pins, he claims. Accuracy is high because the designers built the timing generators with emitter-coupled logic gate arrays and fought to remove picoseconds of error in circuitry, Ponik says. Calibration is fast because the timing circuits are so linear that all programmable timing points can be calibrated with a single adjustment controlled by an algorithm.

Test vectors stored in a pattern memory flow through a waveform generator and then into the channel electronics that drive the device under test (Fig. 2). A pin-sliced architecture, with independently programmable timing generators and a measurement unit in each channel, allows



**1. GENTLE GIANT.** Teradyne's new J953 VLSI test system is huge and runs at test rates to 100 MHz, yet its very high accuracy is extremely repeatable.



**2. TWO COMPUTERS.** The J953 has the same basic two-computer architecture as its predecessor, the J967, but now each channel has independent, rather than shared, electronics. Channel data rates can be as high as 50 MHz, or twice that with multiplexing.

channels to be grouped in any way desired. The measurement units provide the voltage and current levels needed to test not only bipolar and CMOS circuits with conventional I/O signal levels, but also chips with analog-signal inputs and outputs, mixed-technology devices with bipolar and MOS segments, and digital circuits with such odd I/O levels as pseudo-ECL.

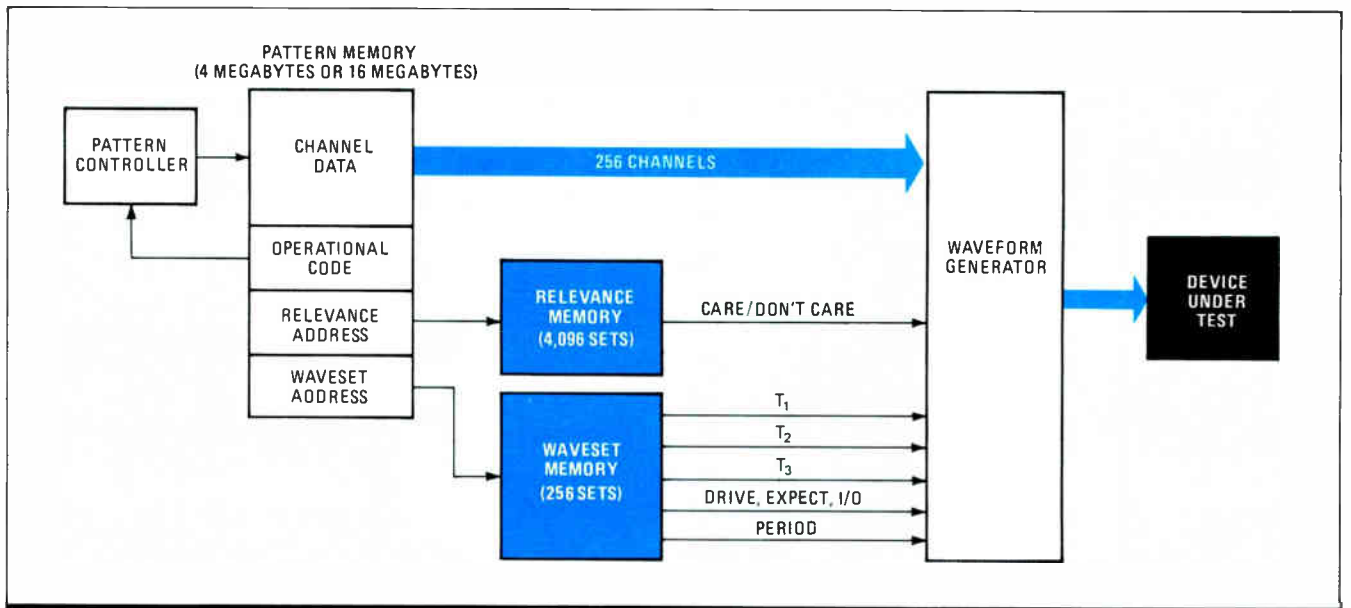
Edward Ostertag, J953 hardware engineering manager, designed the tester's timing generators with 100-ps resolution so that test vectors could be programmed at that resolution to emulate sloppy, skewed signals and wavering, asymmetrical clocks. A  $T_1$  timing point marks the beginning of a cycle, and a  $T_2$  point marks the end. A third point,  $T_3$ , switches signals from input to output. These edges can be moved around and through the signal period in 100-ps increments to aggravate the device under test. Ostertag says this makes the J953 ideal for such tasks as determining the sensitivity of embedded microprocessors to timing variations and ensuring that reduced-instruction-set microprocessors can execute an instruction every clock cycle.

Few ICs need million-vector test patterns now,

but, Ponik points out, longer and longer streams are being used for sequential scan-path testing of standard devices with serial I/O functions, such as microprocessor peripheral chips. To produce such streams, the pattern generator works with a memory that stores up to 4 million vectors per pin, compared with at most 1 million for previous VLSI test systems. The pattern memory, built with 256-K-bit dynamic RAMs, is expandable to 16 million vectors per pin with 1-megabit DRAMs.

The J953 can be programmed to repeat test patterns and sequences more than 64,000 times. Also, an ECL memory that reloads on the fly stores 256 wavesets. Each waveset provides vector timing and formatting information for 256 channels, and any of the wavesets can be used in a test cycle. Moreover, test engineers can program microprocessor operation codes, build nested loops, and pass parameters from one subroutine to another during tests. The system uses masks (programmable data patterns) to deter-

**3. PATTERNS PLUS.** With a 4-megabyte pattern memory, expandable to 16 megabytes, plus separate relevance and wave-set memories, the J953 can easily rerun design simulation tests.



mine whether devices pass or fail tests. Up to 4,096 mask sets can be stored in a relevance memory and accessed randomly during tests.

"You could argue that this is more capability than you need to test a 10,000-gate array, and I would not fight that argument," Ponik concedes. "On the other hand, the ASIC market is moving quickly toward cell-structured, high-density devices. People are already talking about using the 80386 [Intel Corp.'s new 32-bit microprocessor] as a cell, and it contains more than 250,000 transistors."

Besides, Ponik adds, circuit designers are developing longer sequences to simulate more-complex designs on computers. With big pattern, waveset, and relevance memories available, engineers can simply download simulation test patterns to the J953 to test the actual chip (Fig. 3). With a small pattern memory, patterns would have to be reformatted and run in pieces loaded from a disk drive, so the tests would take longer and would not exactly duplicate the simulations. The J953's three memories are partitioned to cater to scan-path testing and simulator organizations. Also, its system software runs on a Unix operating system compatible with that of many ASIC-design systems. So, Ponik says, "You can get a test program on the air very quickly."

For interactive testing of new designs by circuit engineers, the J953 features a logic-analyzer-like mode. With a mouse, the engineer points to test and parameter selections in screen windows to set up a test run. The system can trigger upon a programmed event or upon a test pass or failure, and then display test data or timing and voltage waveforms.

Ponik doesn't expect the J953 to be everyone's cup of tea. He recommends it for production testing of ASICs with feature sizes in the 1.25-to-

1.5- $\mu$ m range and for such difficult-to-test standard products as microprocessor peripherals. He recommends the 192-channel, 40-MHz J967 VLSI Test System for microprocessors and for ASICs in the 1.5-to-2.0- $\mu$ m range. In price, performance, and architecture, the J953 takes up where the J967 leaves off. It costs from \$1.1 million to \$2.5 million, depending on the number of channels and test stations.

Like the J967, the J953 is a dual-computer system with a private Ethernet for communications between the two computers and a public Ethernet for communications with other systems. One computer controls testing; the other serves as a test-programming work station, logs data, communicates with other systems, and such. Both are 32-bit Sun Microsystems Inc. work stations, but the J953 uses the newer and more powerful Sun 3 model.

However, everything else in the system architecture has changed radically. With the J953's new pin-sliced architecture, channels no longer share timing generators and measurement units, so that each channel's timings, driver levels, comparator levels, and dynamic load levels are individually controllable. To serve ECL and other high-speed devices, pin capacitance was cut from 80 pF on the J967 to 30 pF on the J953 without increasing impedance, which remains at 50  $\Omega$ .

The J953 also has two system timing generators that distribute up to 16 clocks at frequencies to 125 MHz, two system measurement units that deliver high voltages and currents to the channels through relay and field-effect-transistor switching matrices, and facilities for ganging channels to test such large analog cells as 12-bit analog-to-digital and digital-to-analog converters. Without this flexibility, many ASICs would need two different testers or test heads, and accuracy might be compromised, Ponik notes.  $\square$

## OSTERTAG GETS HIS KICKS 'DEALING WITH PICOSECONDS'

**Big as they are**, VLSI test systems are still instruments, and so the instrument designer's traditional goal, of making each new design more accurate than the last one, still applies. Teradyne Inc.'s J967 tester, which preceded the company's new J953, was one of the industry's most accurate, with a skew error of only  $\pm 375$  ps from one pin of the device under test to any other pin.

But the J953 cuts another 125 ps from that error, says Edward Ostertag, J953 hardware engineering manager. And this new level was reached, he adds, because "we pulled out all the stops, considered every possible way that errors could be introduced, and then designed every part to save picoseconds."

Ostertag, 37, designed the 100-ps-resolution timing generators that make this accuracy possible. "Dealing with pico-

seconds has always been my area of interest," he explains. "To me, designing the most accurate system is the biggest challenge and the most fun. Then, when the system is being debugged, the part that I enjoy the most and put the most personal effort into is getting the



**ALL THE STOPS.** Ostertag (l.) and Ponik tightened circuitry to shave error to a minimum.

system running and then measuring the accuracy."

Teradyne has paid Ostertag to have fun since 1976, when he joined the company to work on logic testers with 10-ps resolution. He has been designing VLSI test systems since 1979, and he started the J953 project in 1983. Ostertag earned his BSEE degree at the University of California at Northridge.

The business side of the J953 project was the responsibility of Wayne Ponik, VLSI product manager for Teradyne's Semiconductor Test Division. Ponik, who declines to state his age, has worked at Teradyne in marketing and product-management positions for 15 years. He received his BSEE from Worcester Polytechnic Institute, Worcester, Mass., and his MBA from Santa Clara University, Santa Clara, Calif.

**2 billion miles out.  
There's no acceptable  
failure rate.**

**That's why  
Teledyne Relays  
is here.**



On Voyager 2, TO-5 electromechanical relays made by Teledyne Relays have spent eight years in deep space. And are still operating perfectly.

And this is only one example of the extraordinary reliability of TO-5 electromechanical relays from Teledyne Relays.

This reliability is the reason why the TO-5 has become the industry standard. And it's the reason designers keep specifying it for use in advanced

technologies from space probes to weapons systems. From flight controls to test equipment.

In the 24 years since we invented the TO-5 Relay technology, we've supplied millions of relays to a very demanding market; because Teledyne's TO-5 electromechanical relays are not a compromise.

If you are working on a design which calls for unquestioned reliability, work with us. For applications

on or under the sea. On or above the earth. Anywhere you need superior performance. Put our quarter century of experience to work for you.

Because—when there's no acceptable failure rate, there's only one acceptable choice—Teledyne Relays.

**TELEDYNE RELAYS**  
Innovations In Switching Technology

**At last, the ordinary  
microprocessor  
can take its rightful  
place in history.**

It had to happen—the conventional microprocessor has had its day. Relegated to the ranks of yesterday's devices by the new transputer family from INMOS. It's history in the making.

The IMS T414 transputer is a fast, easy-to-use VLSI component, integrating a 32-bit processor, four inter-transputer communication links, 2K bytes Static RAM, 32-bit memory interface and DRAM controller. All on a single CMOS chip—offering execution rates up to 10 MIPs.

While transputers excel in single-processor systems, their real power can be unleashed by connecting any number of transputers together via the high-speed serial links. Multi-transputer systems can deliver the performance you need today, and can be easily expanded in the future as your processing requirements increase.

And there's more. Programming multiprocessor systems has never been easier. The Transputer Development System (TDS) supports C, Fortran, Pascal and OCCAM, providing a complete software development environment, and is available for a number of popular hosts. Software developed on the TDS can be executed on one or more transputers, enabling cost-performance tradeoffs to be made.

INMOS transputers are available now and have already found their way into companies who are evaluating, prototyping and manufacturing transputer-based systems. Applications include supercomputers, DSP, graphics, robotics, AI, distributed control systems, PC's, engineering workstations and many others.

Write or phone for more information on the transputer family and start making history yourself.

TRANSPUTER PRODUCTS	
IMS T414	32 bit Transputer-2Kbyte —4 links
IMS T212	16 bit Transputer-2Kbyte —4 links
IMS M212	16bit Disc Processor-1Kbyte-2 links
DEVELOPMENT TOOLS	
IMS D701-2	IBM PC—Transputer Development System.
IMS D600	VAX/VMS—Transputer Development System.
EVALUATION BOARDS	
IMS B002-2	Double Eurocard + IMS T414 + 2Mbyte DRAM + 2 x RS232
IMS B003-1	Double Eurocard + 4 x IMS T414 + 4 x 256Kbyte DRAM.
IMS B004-2	IBM PC Format + IMS T414 + 2Mbyte DRAM.
IMS B006-2	Double Eurocard + 9 x IMS T212 + 128Kbyte SRAM.
IMS B007-1	Double Eurocard + IMS T414 + 0.5Mbyte DRAM + 0.5Mbyte VideoRAM.
HIGH PERFORMANCE VLSI MEMORIES	
16K CMOS SRAM, 25-45ns, 64K CMOS SRAM, 35-70ns	
256k CMOS DRAM, 60-100ns	

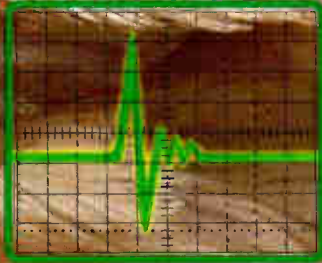
## THE TRANSPUTER

PARALLEL PROCESSING. UNPARALLELED POTENTIAL.



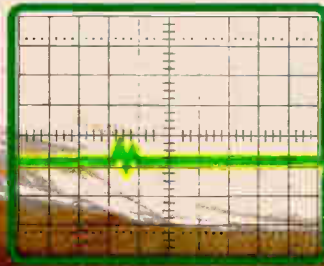
INMOS, P.O. Box 16000, Colorado Springs, CO 80935, Tel. (303) 630-4000;  
Bristol, England, Tel. 454-616616; Paris, France, Tel. (14) 687-2201;  
Munich, Germany, Tel. (089) 319-1028; Tokyo, Japan, Tel. 03-505-2840.

# FROM FT.-LBS.





# TO FEATHERS



**New KYNAR Piezo Film is a unique polymer transducer with a dynamic range of  $10^4$  to  $10^6$  psi and a broad-band frequency response from DC to GHz.**

Sound incredible?

We think so, too.

But wait! Let the facts about new KYNAR Piezo Film speak for themselves. KYNAR Piezo Film is a unique, pressed polymer film, made of bits of piezoelectric activity of any known polymer.

It's chemical film and is lightweight, yet durable.

Piezo Film converts pressure into an electrical signal. The voltage output is proportional to the stress applied, and can reach hundreds of volts. The signal will drive CMOS or a liquid-crystal display directly. Piezo Film is also an extremely broad-band material, responding to frequencies from DC to GHz.

Conversely, Piezo Film transforms an electrical signal into mechanical motion. Its dimensional change at low frequencies makes it useful in actuators and micromanipulators, and, at audible frequencies, as speakers. At megahertz frequencies,

Piezo Film is an excellent ultrasonic transmitter.

KYNAR Piezo Film is also pyroelectric, converting thermal energy into electricity. The film is so sensitive it can detect heat from the human body up to 50 feet away.

The potential applications for this revolutionary low-cost transducer material are limited only by your imagination. Consider these areas:

**Industrial/Instrumentation:** Pressure, strain and impact measurement; machinery health monitoring; flow and level measurements; NDT; IR detectors; robotic-tactile sensors; security monitoring and perimeter security devices.

**Medical:** Measure gas and fluid flow, body motion, heartbeat, respiration, and blood pressure. Also, ultrasonic imaging and instant thermometers.

**Computers:** Switches and keyboards; input devices such as digitizers, sketch

pads, and interactive touch screens; printers, too. High resistance to impact and fatigue means Piezo Film won't degrade over millions of operations.

**Audio:** Speakers, microphones, and acoustic pick-ups for musical instruments.

KYNAR Piezo Film is available in a range of thicknesses and sizes, and Pennwalt can provide custom patterned metalizations to meet your design needs.

## **Send for your KYNAR Piezo Film Experimenter's Kit.**

Experimenter's Kits are available for \$45. The kit includes samples of KYNAR Piezo Film, plastic connectors with leads, and instructions for five easy-to-perform experiments.

To order your Experimenter's Kit, or for more information about KYNAR Piezo Film, call us at (215) 337-6710, or write: KYNAR Piezo Film Group, Pennwalt Corporation, 900 First Ave., King of Prussia, PA 19406.



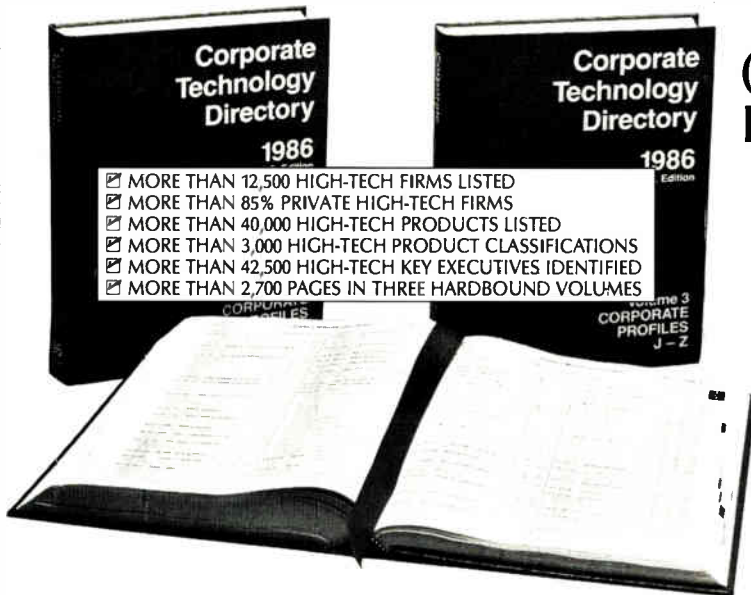
**See us at  
Wescon Booth No. 1131**

**See us at  
Electronica Stand 16E26**

Circle 79 on reader service card

# ANNOUNCING THE BIGGEST MERGER IN HIGH TECH HISTORY

(AND HOW YOU CAN  
PROFIT FROM IT.)



The new *CorpTech Directory* is the definitive source on America's high tech companies, products, services and management. *Merging manufacturing, sales, R&D and financial information* on more than 12,500 firms involved in 15 technology segments, including Advanced Materials, Aerospace, Artificial Intelligence, Biotechnology, Specialty Chemicals, Computer Hardware and Software, Energy, Factory Automation, Medical Technology, Photonics (Fiber Optics and Lasers), Robotics, Sub-Assemblies & Components and Telecommunications. A complete research library in its own right, and available in print form or as a PC-based Data Base. Just look at the results of this remarkable merger:

BEFORE	AFTER
Hundreds of research sources needed, in every format currently in use.	One comprehensive source, in print or on diskette.
Only 76 S.I.C. Codes for industry, product and service identification.	More than 3500 specialized sub-categories within 15 high technology segments.
Outdated or incomplete information, when found.	Reliable, current and rigorously researched data, updated yearly in print, and quarterly by diskette.
Virtually no information on <i>private</i> firms.	More than 85% of the companies profiled are <i>Privately Held!</i>
U.S. firms only listed in most reference sources.	The CorpTech Directory is American and Foreign firms operating in the U.S.

The *CorpTech Directory* has:

- Virtually obsoleted the S.I.C. Codes;
- Consolidated for you hundreds of hours of painstaking and accurate research;
- Placed at your fingertips *incredibly costly information at a very reasonable price;*
- Established itself as a multi-faceted business and research tool for professionals involved in Mergers and Acquisitions, Research and Development, Market Research, Purchasing and Sales.

For a free sample directory, or to arrange a Data Base demonstration, call

1-800-843-8036  
(in MA, 617-237-2001)

**CORPTECH™**

Market Street, P.O. Box 281, Wellesley Hills, MA 02181-0003

# HOW TO BOOST FLOPPY-DISK CAPACITY TO 11 MEGABYTES

**F**loppy-disk drive technology is making a bold leap ahead in the KT-510 drive from Konica Inc. The new drive from the Sunnyvale, Calif., company boosts capacity a dramatic ninefold over standard floppy-disk units by overcoming three problems that dog any attempt to boost track density: the inability to position a read/write head accurately over tightly spaced tracks, disk-centering misalignment, and disk deformation. And the KT-510 uses the standard floppy disks that have been restricted to 96 tracks per in. and 1.2 megabytes of storage.

"The drive can store 10.9 megabytes (formatted) on a standard 96-tpi 5¼-in. floppy similar to the one used on an IBM PC AT or compatible computer," says Richard Freedland, director of business and marketing for Konica. The KT-510 [*Electronics*, Oct. 16, 1986, p. 137] only requires that the PC floppy be written with embedded servo data. This adds only 5¢ or 10¢ to the cost of each floppy. The KT-510 will cost less than \$400 in volume.

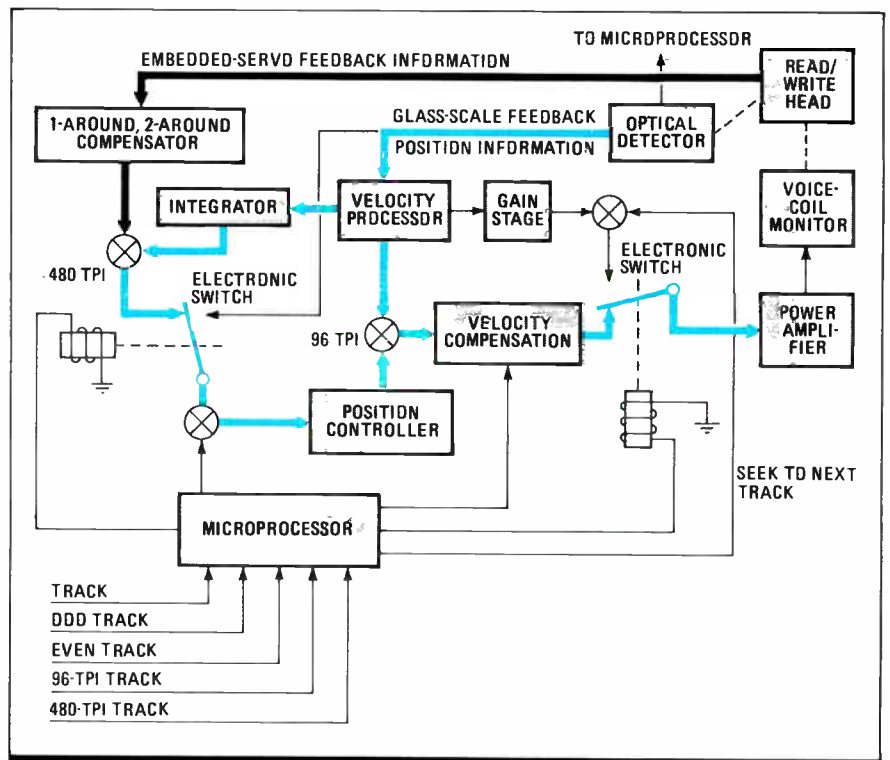
With this low-cost means of storing 10.9 megabytes, floppies can now be used for backing up as much as 40 megabytes of Winchester storage and for distributing large software packages, such as AT&T Bell Laboratories' Unix operating system, large application programs, and data bases. Konica hopes to make the floppy as a medium of exchange of programs and data for the IBM PC AT and for advanced systems such as those based on the 80386 microprocessor.

The new floppy writes five 2.083-mil tracks at a density of 480 tpi. They take up the same space as one 10.415-mil-wide track in a 96-tpi floppy. To achieve this, the drive is required to keep its head, with its narrow 20-µin. gap, centered precisely over the thin 2.083-mil-wide track. The result is a head that can write and read at 480 tpi and also can read 96-tpi floppies.

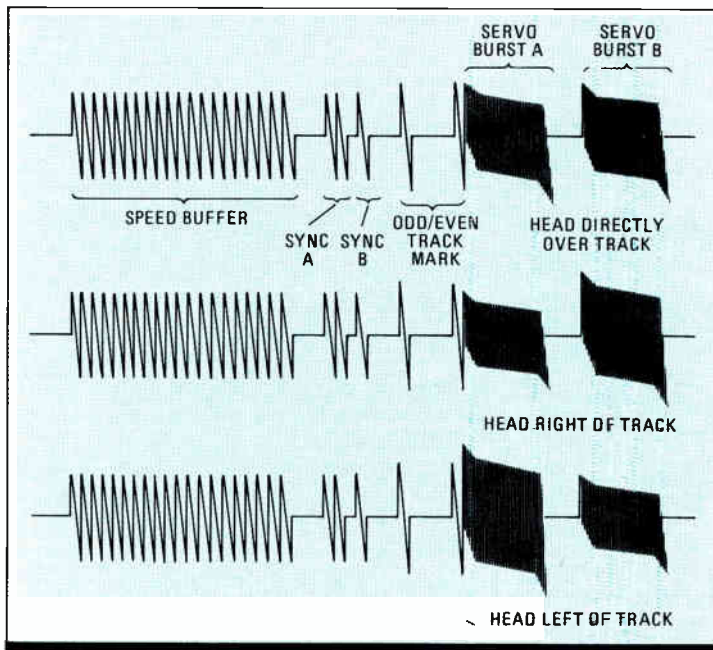
Three design elements give the drive its critical technical edge. Two closed-loop servo systems position the head precisely over the track. A special circuit compensates for disk-centering misalignment and disk deformation.

One of the servo systems is an

*Konica's advanced head-positioning system gets a ninefold capacity increase in standard 5¼-inch floppy disks with embedded servo data added to them*



**1. TWO LOOPS.** The KT-510's optical loop positions the head over the desired track, and an embedded servo loop keeps it at track center.



**2. TRACKING DATA.** The embedded servo uses the amplitude of the two servo bursts to control the position of the head.

optical loop that provides coarse continuous feedback to the actuator controlling the read/write head's position. It locks the head in a circular path over the disk surface and prevents vibration from moving the head.

But this system has no way of determining how accurately it is positioned over the narrow track center. So a second servo system corrects the coarse position to keep the head directly over the track center. Embedded servo data prerecorded between every sector of each track on the disk surface provides fine-positioning feedback 61 times with every revolution of the disk.

### LOCKING ON A TRACK

The coarse servo (Fig. 1) uses an optical detector assembly consisting of a single light source on one side of the drive frame and three optical sensors on the other. Between the light source and the sensors is a glass scale affixed to the actuator arm that moves the read/write head. Two of the sensors detect the intensity of the light as it passes through the scale's divisions, and the servo's electronics use that information to adjust the head's position.

On each side of the glass scale is an alternating pattern of opaque and transparent squares, with the opaque squares on one side of the glass covering the transparent squares on the opposite side. The overlap is not exact, so the light from the source can pass through to the detectors at the edges of the opaque/transparent overlap. The scale is designed so that an edge occurs only where a track can be written on the disk surface.

As the actuator arm travels in a given direction, the amount of light passing through the

glass goes from zero to a peak, and then back to zero, forming a triangular wave signal. "If there were only a single sensor, it would not be possible to determine if the read/write head were moving inward to the disk center or outward," says Alex Moraru, senior staff engineer at Konica. "So we use two sensors separated by 90° of the triangular wave." The sensors produce two identical triangular waveforms with a 90° phase difference. They ascertain the direction of the head by examining which waveform is leading and which is lagging.

A third sensor is mounted on the same side of the drive frame as the position sensors, but it does not receive light though the opaque-transparent pattern. Rather, it monitors a separate, clear part of the scale for variations in the light source's output. In this way, it detects degradation in the light's intensity due to aging of the source or dust buildup on the glass scale. This data can be used to adjust the reading from the other two sensors.

When a drive is seeking a track, the microprocessor controlling the drive will switch a drive signal to the power amplifier and the voice-coil motor in order to move the head. Because the continuous-feedback optical loop provides a constant indication of the head's location on the disk surface, the microprocessor can apply a large drive signal to move the head quickly to the desired track.

Once the head reaches its target, the optical loop locks the head on track with a feedback signal from the optical detector through the velocity processor and velocity compensator to the power amplifier. Head movement to either side of the track is immediately detected as a positive or negative velocity change, and the velocity processor and velocity compensator apply a correction signal to the power amplifier, which moves the head back on track.

Once the two optical sensors have indicated that the drive has reached the desired track, the second servo loop controlling fine positioning becomes active as the read/write head begins reading servo data between the track sectors. The embedded servo data is sent through the 1-around, 2-around compensator position controller and power amplifier to the motor to adjust the head position.

When the embedded servo data is not present, continuous-velocity data detected by the optical detector moves through the velocity processor to an integrator and into the embedded servo loop at the position controller. This continuous feedback locks the head in place until the next burst of data arrives from the embedded servo loop. In addition, the locking action allows the drive to be tilted at an angle not possible with other floppy-disk drives:  $\pm 30^\circ$ , according to Freedland, as opposed to the  $\pm 5^\circ$  specified for most other high-capacity disk drives.

The embedded servo data appears 61 times a

revolution and is what the read/write head detects first as it comes up on a data sector. The servo data (Fig. 2) begins with a speed buffer zone alerting the system that the positioning data is coming up under the head. Next appears a pattern of sync pulses, followed by a signal that tells the head whether the track is odd or even. Then comes the actual positioning information: servo bursts A and B for the left and right sides of the track, respectively. The first synchronization pattern, sync A, is 4 bits long (four alternations) and synchronizes the capture of servo burst A. Sync B, the second pattern, is 2 bits long and does the same for servo burst B.

Any misalignment of the head increases or decreases the amplitude of one servo burst relative to one another. Any amplitude difference is applied to the voice-coil motor to move the head back on track.

### IN ALL KINDS OF WEATHER

There is one other control circuit inside the servo system that ensures the system's ability to recover data written at the 480-tpi track density. It is the 1-around, 2-around compensator, a special circuit to compensate for disk-centering misalignment and disk deformation. This circuit continually compensates for deformation due to

temperature and humidity and for misalignment due to improper disk centering.

The drive is specified to operate between 0°C and 50°C and between 5% and 90% relative humidity. Temperature and humidity can turn a round track into one that is elliptical in shape. The ellipse causes a track misalignment twice per revolution. To the servo system, the deformation appears as a sine wave oscillating at a 20-Hz rate. Disk-centering inaccuracy can produce a head that moves on and off the track center at a 10-Hz rate with the disk turning at 600 rpm.

To compensate for the elliptical deformation of the disk, the 1-around, 2-around compensator increases the servo loop gain at a 20-Hz rate. To compensate for disk-centering inaccuracy, it makes a separate gain adjustment at a 10-Hz rate.

Such extreme measures to ensure proper track positioning accuracy and to adjust the drive to accommodate a flexible media that can stretch and deform with each revolution give Konica a drive that can store 10 megabytes on an inexpensive 5¼-in. floppy disk. "We see a 20-megabyte, 5¼-in. floppy a couple years in the future," says Freedland. "But it will have to use special high-coercivity media, which by then should be more readily available." □

## KONICA SWITCHED PLANS ON THE WAY TO ITS 11-MEGABYTE DRIVE

**Developing the KT-510** 10.9-megabyte floppy-disk drive took Konica Technology Inc. down a different path than originally planned. "Our parent company, Konishiroku Photo Industries Ltd., has been involved in magnetic-media development for over 10 years," says Richard Freedland, director of business and marketing for the Sunnyvale, Calif., company. "Two and a half years ago, it decided to develop a disk-drive product that would use its advanced magnetic storage media." But instead, Konica wound up using standard media coupled with an advanced head-positioning system.

The Japanese company formed its wholly owned U.S.-based subsidiary in December 1984 and hired Akihiro Nishimura, who came to the U.S. from Japan 26 years ago as a Fulbright scholar and has remained ever since. When Konica hired him, he was director of research and development with Ampex, where he had helped set up a joint venture between the two companies to make consumer video and audio tape.


Nishimura decided it was possible to build a high-capacity floppy drive that could use off-the-shelf media—commonly found on IBM PC ATs and

all 3½-in. microfloppies. The key would be a head-positioning system so precise that it could read and write tracks only a fifth the size of the typical track. And that would give a ninefold density increase on the standard media.


"The company had already developed a prototype by the time I joined them in April 1985," says Freedland. "When I came on board, Aki asked me to do a business plan on the new floppy product that assumed we could store more than 10 megabytes of formatted data on a conventional 5¼-in. floppy disk."



**AKIHIRO NISHIMURA**



**ALEX MORARU**



**RICHARD FREEDLAND**

Alex Moraru, the company's senior staff engineer, joined Konica in June 1985. Like Freedland, he had been at Epelo, the disk-drive subsidiary that Xebec Corp. had just finished absorbing.

"I had been designing the servo writer for the Epelo drive before I left," Moraru explains. "I had been offered a job with Xebec building other servo writers, but when the Konica project came along, the thought of building a servo that would enable a floppy to store over 10 megabytes sounded more interesting and challenging."

Moraru's group made several changes to the prototype Konica drive. "We improved the design to remove restrictions on data throughput," Moraru says. "We also changed the positioning system to increase the data integrity of the unit and at the same time made the drive much more manufacturable."

With the drive ready to roll off the production line in the first part of next year, Freedland and Moraru are busy with support projects. Freedland is drumming up support for the 10-megabyte floppy disk as the next industry standard, and Moraru is putting the finishing touches on a \$30,000 servo writer with which floppy manufacturers can write the servo pattern on each floppy.

## AMD 256-K CMOS SRAM REACHES BIPOLAR SPEEDS

**M**akers of 256-K static random-access memories are going all out to boost their parts to the 35- to 45-ns access times of 64-K bipolar SRAMs. Advanced Micro Devices Inc., for one, is pushing its CMOS expertise to downscale its chips. The Am99C328 SRAM also incorporates aggressive transistor design.

AMD uses such advanced processing techniques as double polysilicon gates, lightly doped drains, dual metal interconnections, and surface planarization. At the architectural level, innovations in the Am99C328 include twin wells, a novel redun-

dancy scheme, the use of precharging by address transition detection, and a two-stage differential amplifier technique. Now available in sample quantities, the 32-K-by-8-bit Am99C328 has an active power dissipation of 400 mW (125 mW standby).

The Am99C328's die size is 114,000 mils<sup>2</sup>. The chip boasts a 1.2- $\mu$ m critical dimension for the n- and p-channel polysilicon gates, equivalent to 1.0- and 0.9- $\mu$ m effective channel lengths, respectively. At such small geometries, however, designers at the Santa Clara, Calif., company found such second-order effects as hot-electron injection and associated breakdown phenomena. Hot-electron injection occurs when some electrons gain enough large-energy potential from the channel electric field to be injected into the oxide, creating traps and defects in the oxide and at the silicon-dioxide-silicon interface. These traps and defects change the electrical characteristics of the CMOS devices, shortening their lifetime.

To ameliorate such problems, AMD process engineers added a lightly doped n-type region between the heavily doped source and drain and the channel regions. As a result, some of the drain voltage is applied across the lightly doped region, reducing the channel electrical-field strength and the number of hot electrons. The lifetime of the transistor structures is then greatly extended; in fact, it takes more than 100 years for hot electrons to reduce the saturation current by 2%.


### REDUCING RESISTANCE

An important factor in the Am99C328's speed is an aluminum/molybdenum silicide double-metal interconnection system that reduces the resistance of the interconnection line and the RC time delay. However, achieving the fine line patterns for the interconnection required that the AMD designers also incorporate a surface planarization step. For this, they opted for a simple etch-back technique that provides good interlayer dielectrics for isolation, good metal-step coverage and reliable device characteristics, all important in a dual-metal interconnection system.

Another problem was electromigration, the transport of metal ions through the aluminum conductor, resulting from the passage of direct current. So AMD designers opted for a layered structure in which molybdenum silicide acts as a barrier to the migration of electrons, extending the lifetime of the interconnection 10 times over that of the aluminum/polysilicon structures used in current devices.

At the architectural level, basic memory-cell size is a major factor in achieving high densities in memory designs. In SRAMs, the critical factors

**SPEEDY SRAM** AMD downscaled its CMOS process to produce the 256-K Am99C328 SRAM with a 35-ns minimum access time.



in cell size are contact and pitch. In the Am99C328, contact size has been reduced from 2  $\mu\text{m}$  to 1.4  $\mu\text{m}$ , and pitch size has been relaxed from 4  $\mu\text{m}$  to 3  $\mu\text{m}$ . To make up for the possible increase in cell size, the number of contacts has been reduced, for example, by sharing common-source and collector-supply voltage contacts among four adjacent memory cells, resulting in a cell size of no more than 173  $\mu\text{m}^2$ .

To improve reliability, AMD designers incorporated twin-well structures to increase alpha-particle immunity and reduce latchup. To improve yield, they incorporated a unique SRAM redundancy scheme similar to that in dynamic RAMs. In the Am99C328, the spare elements are incorporated so any point defect at any transistor

location can be repaired by any spare row or column. And further, a defective spare row or column can be replaced with another spare row or column.

Two polysilicon fuses are used in each spare element. When a spare element (row or column) is not used, both fuses are conducting, which disables the spare element. If the enable fuse is blown, the spare element is then activated. When this spare is selected, a control signal will be sent by the redundancy circuit to quickly disable the regular word line so there is no significant signal contamination between the spare and the regular cells. If the enabled spare is defective, the disable fuse can be zapped, and the particular spare element is deactivated.  $\square$

## TECHNOLOGY TO WATCH

**L**attice Semiconductor Corp. is charting its own course to achieve the same 35- to 45-ns access times that AMD is targeting for 256-K static random-access memories. The Portland, Ore., company emphasizes architectural innovation in a new family of 256-K SRAMs that also features state-of-the-art MOS processing.

Lattice is scheduling the 256-K-by-1-bit SR256K1 (Fig. 1) for sampling early next year; the 64-K-by-4-bit SR256K4 and the 32-K-by-8-bit SR256K8 will be available later. It says its recent financing woes [*Electronics*, Oct. 30, p. 19] won't affect the schedule. The family is fabricated using a double-level aluminum, single-polysilicon 1- $\mu\text{m}$  n-well n-MOS/CMOS process in which an extra n-type diffusion well is produced with a smaller p+ diffusion well within it. Active power dissipation is 450 mW; on standby, it is reduced to 100 mW.

To achieve 256-K densities in a 100,000- $\mu\text{m}^2$  die, the Lattice device combines an n-MOS array of six transistor SRAM cells measuring 180.6  $\mu\text{m}^2$  (8.6 by 21  $\mu\text{m}$ ) with peripheral circuitry that is 80% CMOS and 20% n-MOS. To achieve the 35-ns access times, Lattice engineers have employed an array of circuit-design techniques that include a divided word-line architecture, a modified-address-transition detection scheme, use of a bootstrapped column-decoder select signal, and a distributed chip-enable technique.

The basic architecture of the internal n-MOS array is organized into eight sections (Fig. 2), only one of which is activated at any one time, using a divided word-line technique. Each row has a common second-metal word line connected to eight NOR gates which can activate a local polysilicon word line. The NOR gate selected is determined by the column decoding, resulting in short word lines with minimum delay times. To further reduce delay, the sense amplifiers are duplicated in each section, reducing parasitic loading on data lines from the array decoding logic.


Further speed improvement is achieved by us-

## LATTICE OPTS FOR CIRCUIT INNOVATION IN FAST SRAM

ing a modification of the standard approach to address-transition detection in which two parallel time-delayed paths and a wired-OR gate are used to compare address signals. The standard approach introduces additional time delays into the speed path. To overcome these delays, Lattice incorporates a steered latch, using the race conditions of the latch to provide the inputs to the NOR gate that generates the address-transition-detection signal. In addition, the n-MOS input transistor has been replaced with a CMOS TTL structure with built-in hysteresis, allowing the standby current to be kept low while specifying TTL input levels.

Also contributing to the enhanced performance of the Lattice device is the use of a column-decoding circuit that bootstraps the output of the decoder signal above the collector supply voltage, eliminating the voltage drop across the enhancement MOS

**1. ANOTHER WAY.** In building its 256-K SR256K1 SRAM, Lattice emphasizes architectural innovation over scaling.



FET structure used to pass the signal from the decoded column to the sense amplifier. The result is a more highly biased input signal that allows the sense amp to operate 10% to 15% faster without significantly increasing signal levels.

Finally, the 256-K SRAM uses a modified version of a distributed chip-enable scheme employed on the firm's 64-K SRAMs. In this earlier generation,

directly to the column decoders, the sense amplifiers, the output buffers and the equalization and address-buffer circuitry.

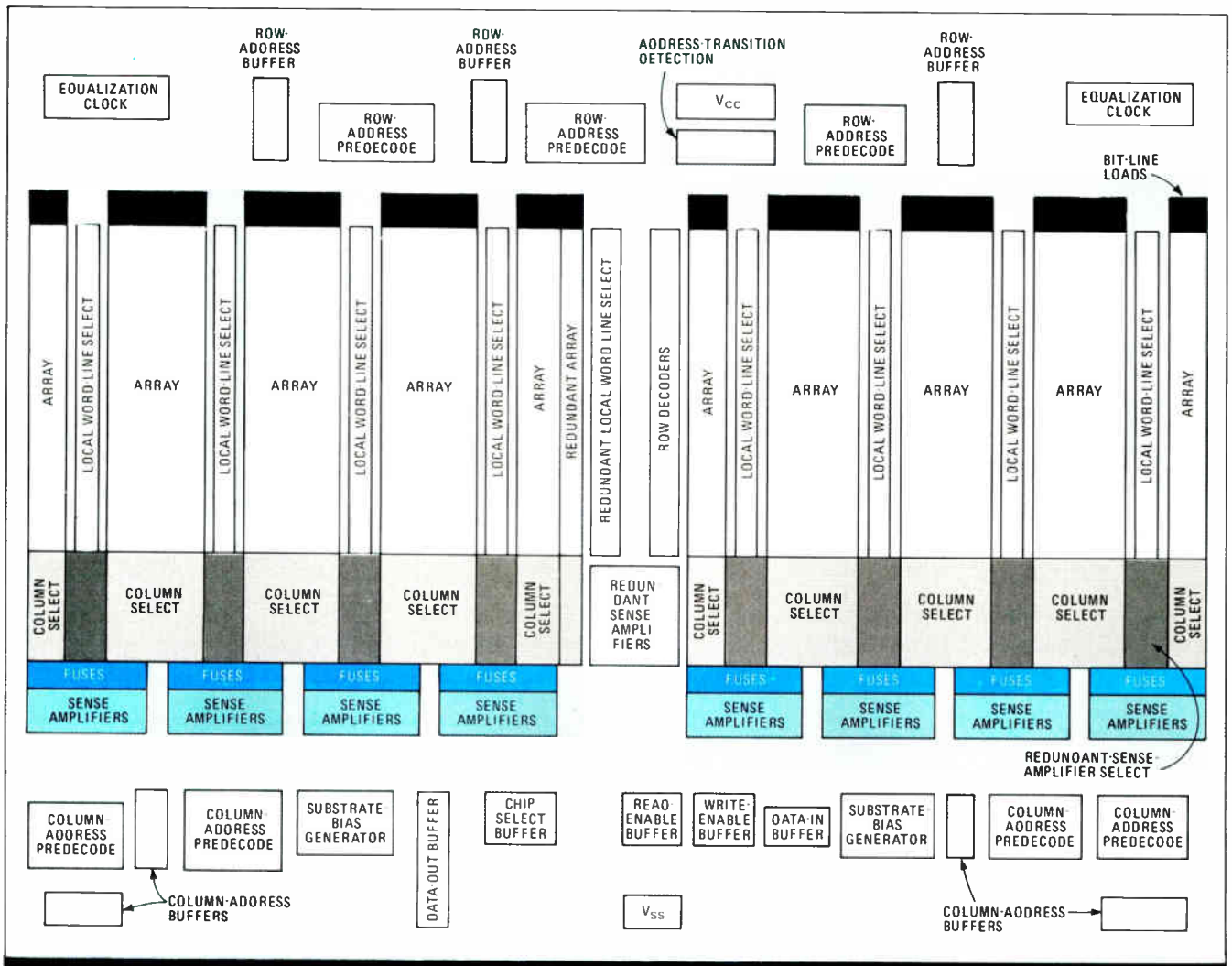
On the process side, the contribution to speed improvement includes the use of depletion transistors to fabricate high-gain n-MOS sense amplifiers in the periphery. These sense amps are also efficient in both layout area and power.

Unlike the twin-well CMOS process used by AMD, Lattice's n-well n-MOS/CMOS does not have the same degree of latchup immunity, however. So Lattice uses a substrate biasing scheme in which the substrate is pumped to about a -2-V level. This scheme prevents biasing of the parasitic bipolar transistor structures that would impede current flow. A side benefit is reduced parasitic junction capacitances, which also increase speed.

As in the AMD SRAM, the Lattice 256-K SRAM uses lightly doped drains to mitigate the hot-electron injection and other second-order effects. To further enhance reliability and yield, the Lattice SRAM also uses a laser redundancy scheme in which any failed column detected during testing at the factory is replaced by one of four extra columns. □

*One of the innovations Lattice uses to get a 35-ns access time in its 256-K SRAM is a distributed chip-enable scheme for flexible setting of independent timing parameters*

one chip-enable signal goes to address buffers and equalization circuitry at the top of the array, and another to the bottom of the array, where the data output buffers and sense amplifiers are situated. For even greater flexibility in setting independent timing parameters referenced from the chip enable, the distributed scheme in the 256-K device uses four signals applied indepen-



**2. EIGHT BLOCKS.** The n-MOS array of Lattice's 256-K SRAM is organized into eight blocks to improve speed and reduce power levels.



# BARBADOS: STATE OF THE ART IN OFF-SHORE ELECTRONICS

The microchip proves you can pack a lot of power into a tiny space—if you have the right design.

Barbados has the right design for your off-shore electronics manufacturing facility.

We have an educated, skilled and



productive work force (both blue and white collar).

Our government is pro-business and stable. We offer excellent duty and tax concessions.

Our business infrastructure is already well in place and ready to work for you.

The Barbados Industrial Development Corporation is also ready to work for you. We'll sit down with you personally and discuss your business, analyze your needs and demonstrate why locating a facility in Barbados can increase your profits.

Don't short-circuit opportunity. For more information call or write our North American office.

## BARBADOS INDUSTRIAL DEVELOPMENT CORPORATION

800 Second Avenue, New York, N.Y. 10017  
tel: (212) 867-6420

Circle 87 on reader service card

**E**ver notice how some people always seem to have the right answer? No matter what the situation, they always seem to be a step ahead.

And they're successful...the first in line to lead an important project...the first in line for a promotion. It's certainly not magic. Usually it's a combination of hard work, brains, guts and desire.

It probably means they read Electronics ... regularly.

Electronics has helped propel many a manager and engineer to the front line...to the "leading edge" of the industry. And just as we've been providing many of your colleagues with the right information, the *important* information—when they need it most—so too can we provide it for you.


Every week an Electronics subscriber receives an issue crammed with the latest information on new products, developments, concerns and trends in the worldwide electronics industry.

When you become a subscriber, we'll supply you with the intelligence you need to make the big decision, or the every day decision to further your career and reap profits for your company. For a taste, just browse through the issue you're holding.

But, you really don't have to believe us. Just ask the person who's always a step ahead.

To become a subscriber, just complete and mail the insert card in this magazine. If subscription card is missing, write: Circulation Manager, Electronics, P.O. Box 511, Hightstown, N.J. 08520.

**Electronics**  
The Voice of the industry



Come up trumps by using Wickmann Subminiature fuses to provide reliability for your production. Suitable for automatic insertion equipment TR 5 fuses, to IEC 127, part 3, are SEMKO and VDE approved and meet American and Canadian standards. Other subminiature fuse types TR 3, Microfuse and Picofuse are also available. Send full details. As an added bonus return the completed coupon before December 6, 1986 and you could win one of ten entertaining playing card sets. Don't delay — send today!

**COUPON** I wish to receive detailed information



Question: Which sub-miniature fuse is

Wickmann's biggest trump: \_\_\_\_\_  
My address: \_\_\_\_\_



**Wickmann-Werke GmbH**

Annenstr. 113 · Postbox 2520 · Tel. 02302/6620  
D-5810 Witten 6/W.-Germany  
Telex 8229 145 wwg d · Fax (02302) 6621 11

Circle 121 on reader service card

# GO RIGHT

to the Information You Need Most with the  
New Improved Format D.A.T.A.BOOKS

**You'll save even more time now when you search for electronic device and material information.**

For 30 years D.A.T.A.BOOKS have provided you with electronic device comparisons at a glance — electrical specs, principal properties, logic drawings, package design, device replacement, manufacturing sources and more — and we still do. **Only now we do it better with the new Improved Format D.A.T.A.BOOKS.**

### Save Time With New Features

You can now go right to the specific device type you need most with **expanded listings by device function**. Plus, find the latest technology in many new technical sections.

### Surface Mount Devices Now Highlighted

An all new Generic Index for ICs highlights over 17,500 surface mount devices, and it helps you quickly find part numbers in generic families. Expanded Manufacturers' Profile, revised Component Locator and Drawing Indexes, all help make device selection and substitution faster and easier than ever before.

### Complete Source

Overall, you'll find more than **740,000** current and discontinued devices and materials from over **800** manufacturers in a standardized, side-by-side format for easy device comparison. Publications are available on ICs, Discrete Semiconductors, Capacitors, Connectors, Adhesives, Thermoplastics and Thermosets and more. Call or write for more information on how you can now go right to the information you need most.

Call TOLL-FREE

**1-800-854-7030**


(in CA 1-800-421-0159)

**D.A.T.A.** D.A.T.A., Inc.  
9889 Willow Creek Road  
P.O. Box 26875, Dept. S04N6  
San Diego, CA 92126

See the new Improved Format  
D.A.T.A.BOOKS at Wescon/86, Booth 2260

Circle 88 on reader service card

## Technipower Does The Job Right!



### "Mil-Qual" Modular Power Supplies

Today's requirements demand Technipower "Mil-Qual" modular power sources. Specify as you would a component, and get precise, regulated power far more economically than with custom builds. Choose from sealed and partly sealed Switchers; harsh environment Linears; partly sealed AC/DC Converters; lower cost, "Hi-Rel," sealed types; and custom modifications. Whatever the job —

harsh environment, EW/Defense, aerospace or computers — Technipower does the job right! Send for details. 5 year warranty.

You'll Think They're Custom Built!  
**TECHNIPOWER**   
A **Permot** COMPANY

P.O. Box 222, Commerce Park, Danbury, Conn. 06810  
Tel: (203) 748-7001 TWX: 710-456-9280

See us at Booth #2534, Wescon-'86

Circle 122 on reader service card

## We've got a job so important, it takes a retired person to do it.

We want you to help give new lives to the 27 million Americans who are functionally illiterate.

Today, illiteracy has become an epidemic that has reached one out of five adults. But you can help stop it by joining the fight against illiteracy.

Call the Coalition for Literacy at toll-free **1-800-228-8813** and volunteer.

**Volunteer Against Illiteracy.**  
The only degree you need  
is a degree of caring.

  Coalition for Literacy

# PROBING THE NEWS

## WHERE THE ACTION IS IN SOUTHERN CALIFORNIA

### FIVE HOT SPOTS KEEP THE INDUSTRY BOILING IN THE L.A. METRO AREA

by Larry Waller

#### LOS ANGELES

**L**ike comedian Rodney Dangerfield, Southern California's sprawling electronics industry often gets no respect. If they aren't the butt of unending wisecracks over their laid-back qualities or conducting business around the pool, local companies usually are ignored in favor of Northern California's more glamorous Silicon Valley. But the situation may be changing.

What's happening in Lotusland is rare in these slump-ridden days. With almost no fanfare, electronics-industry growth in the seven-county crescent from Santa Barbara south to the Mexican border is continuing slowly and steadily. In fact, company startups have broken out in five hot spots throughout the region.

The number of Southern California electronics companies has soared in the past half-dozen years. On the eve of the opening of the 1986 edition of Wescon, which will be held in Anaheim (see "Wescon is still the place to check out California Business," p. 90), the number of electronics companies based in Southern California has zoomed to more than 4,000, double the 2,000 that were doing business in 1980, according to the Southern California Technology Executives Network, which calls itself So/Cal/Ten.

The number of companies will continue to show a strong and steady upward trend, with the possible exception of those manufacturing personal computers and peripherals, according to observers of the local business scene. Several factors are propelling this growth, from the attractions of the Southern California lifestyle to a highly regarded university system. But most important is the concentration of the defense industry in the region.

Whatever the reasons, the overall growth is impressive. The American Electronics Association reports that its membership has soared throughout the Los Angeles metro area.

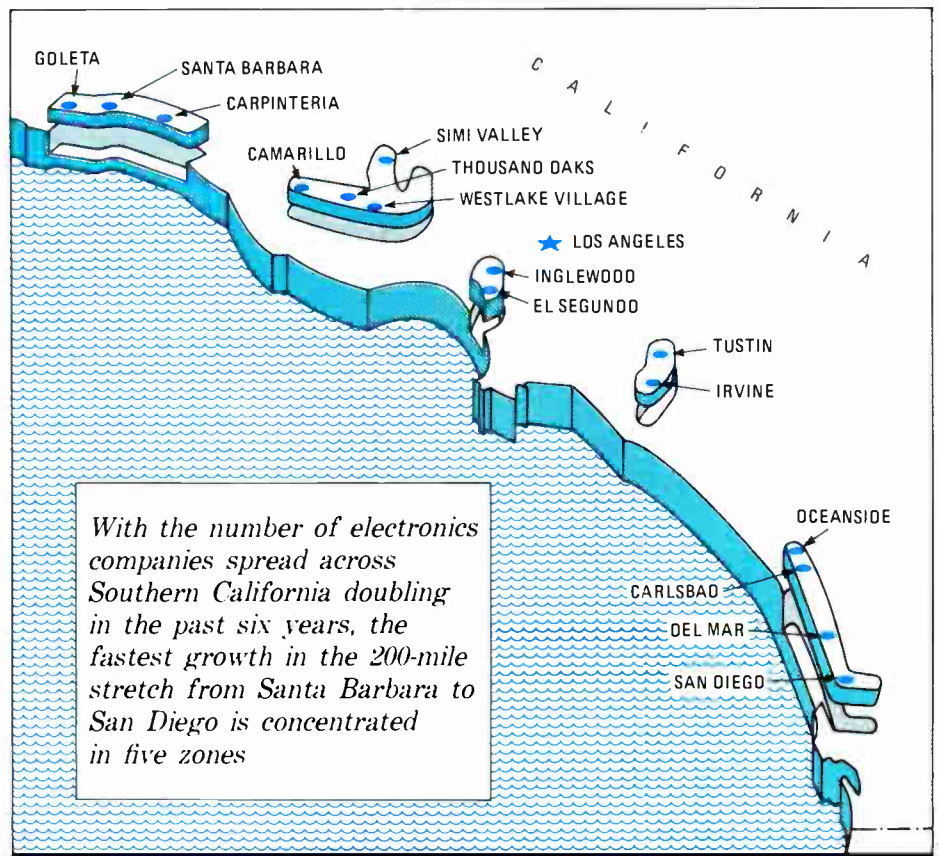
The total reached 2,792 companies this year, with 1,389 in Los Angeles County and 839 in Orange County. In 1982, when the AEA began keeping its data base, there was a total of 1,815. San Diego County also grew, from 299 companies to 422, in the same period. Northern California currently has 2,379 AEA members, with about 1,800 actually based in the Silicon Valley.


Southern California employment also has skyrocketed during the 1980s. There were some 212,000 electronics-industry workers, both commercial and military, in the Los Angeles region in 1980. Now there are more than that in the commercial sector in Los Angeles and Orange counties alone, estimates California's Employment Development Department. Military electronics jobs and other

Southern California counties are included, the total could well approach the 500,000 mark. By comparison, Santa Clara County, which encompasses Silicon Valley but is a far smaller area than the southern crescent, had about 200,000 workers engaged in commercial manufacturing in June 1986.

Though industry growth is widespread throughout Southern California, five hot spots have emerged:

- In the northwest sector, along Highway 101 running west from Los Angeles, growth that started in the late 1970s continues unabated in Calabasas, Agoura, Westlake Village, Thousand Oaks, Newbury Park, and Camarillo.
- Recently, a wave of startups and expansions have reached Oxnard and Ventura on the coast, along with a cluster





in Santa Barbara.

■ The International Airport section of Los Angeles has kept its core of defense electronics firms relatively intact, while dozens of startups and expanded operations of major companies have moved in. The attractions are proximity to the airport, reasonable rents, and a central location. Also, growth begets growth: Jack E. Shemer, chairman of computer maker Teradata Corp., says he located there in 1981 because of "the broadest pool of technical talent anywhere within a one-hour radius."

■ The heart of Orange County, from Irvine east into the Tustin-Santa Ana area, has come back strongly after troubles in the microcomputer business in the early 1980s caused a brief downturn. There are miles of new industrial parks inviting more expansion.

■ San Diego is reaping the fruits of an aggressive program to attract technology firms. The northern coast of the county from Oceanside-Carlsbad down to the Kearney Mesa region of San Diego city have the bulk of activity.

The growth has been overlooked, says E. E. Ferrey, who retired last year as president of the American Electronics Association, because "it's been overshadowed by Silicon Valley. The Valley enjoyed spectacular growth and is the high-technology capital of the U.S." Ferrey, who is now a consultant, has been involved with the California electronics scene for 34 years, capping his career with the presidency of the AEA. He sees a northern-hare, southern-tortoise relationship between the two areas. "It didn't happen overnight. Southern California's industry always was larger, with more dollar volume, so it had a bigger and broader base to grow from. 'Steady growth' describes it better than anything. With things slowing [in northern California], the growth [in the south] only makes it look like a resurgence."

"Steady growth" also describes the ar-

rival of U.S. branches of Japanese companies. That influx promises to become even more important as manufacturing expands. In San Diego, for example, Sony Corp. arrived in the 1970s to build television sets and soon was joined by Kyocera International Inc., the world leader in ceramic packages for integrated circuits. Toshiba Corp. has its chip, printer, and computer operations in Tustin, and Epson Corp.'s printer and computer divisions are part of an expansion by Japanese companies into the Torrance area south of the Los Angeles airport. It is estimated that eight of every 10 new Japanese operations in the state now locate in the south.

Overall, different reasons for the crescent's growth are advanced by

### *Military and aerospace business continues to be the driving force*

those who have contributed to it. But one is mentioned by virtually everyone: the lifestyle of Southern California still attracts those who seek a mild climate and a less pressured pace. Engineers are plentiful; many continue to move in, while those already there do not leave. Also, top engineering schools—for example, California Institute of Technology in Pasadena—turn out graduates who also tend to stay around.

The biggest source of engineering talent is the state-supported university and college system. The region has five of the eight campuses of the top-rated University of California, anchored by UCLA, along with the same number of state colleges.

However, probably the biggest single force driving expansion has been the presence of a strong defense and aerospace business since the days of World War II. Expansion of those companies alone would cause the region to grow.

Take, for example, GM/Hughes Aircraft Co. The region's leading employer, it saw its work force grow from 56,000 employees in 1980 to 82,000 this year. Other aerospace firms have grown apace.

Equally important is the way employees of those giant companies start their own businesses. "Most people underestimate the value of the infrastructure of military electronics and aerospace," notes Robert P. Kelley Jr., president of So/Cal/Ten. That group, founded in 1983 and based in Irvine, is a case in point. Its members are 150 area firms whose top officials meet regularly to exchange information and counsel on common issues and problems. Kelley observes that a majority of these executives have worked at some point at the big military electronics houses, an experience that is also common for engineers and scientists throughout the region.

**TWO EDGES.** But the military electronics business has been a double-edged sword—when it went sour, so did Southern California. The last time there were such problems was in the mid-1970s. Defense spending cuts after the end of the Vietnam War hit hard. A lot of engineers were out of work, and a bitter joke circulated widely: the best background for a real-estate license was a BSEE.

However, significant cuts in military spending in the near future are considered unlikely. And even if the Pentagon's budget does get cut, the industrial base of Southern California has broadened so much since the last military bust that any shock could be absorbed much more easily. Unlike regions that are closely tied to one segment of the business, as with Silicon Valley's heavy semiconductor orientation, the area does not depend on any single commercial product. "We don't get devastated if any one of them gets in trouble," says Steven M. Panzer, cofounder of So/Cal/Ten.

The diversity of the Southern California technology thrust provides another advantage. The broad spectrum of companies serves to attract other companies. The mix of those involved in semiconductors, computers, computer peripherals, software, and instruments, added to the massive military electronics base, means that subcontractors and ancillary services are usually just a free-way ride away.

Panzer has sought to strengthen the links by founding Rimtech (The Research Institute for the Management of Technology) in Los Angeles in 1985. Rimtech's charter is to "develop entrepreneurial ventures to support American technology companies in a highly competitive international marketplace." The first effort, launched earlier this

year, provides the framework to transfer technology generated at Pasadena's Jet Propulsion Laboratory to area firms that want to use that technology commercially [*Electronics*, July 10, 1986, p. 28].

The healthy growth being experienced in Southern California, during a period when Silicon Valley is mired in its deepest slump ever, highlights another basic difference between the two regions. "We're a different mentality down here," says Carmelo J. Santoro, chief executive officer of Silicon Systems Inc., a Tustin producer of custom and standard integrated circuits. Santoro, who has spent years in both places, says there is a components orientation in the north in contrast to a system-level outlook in the south. That holds true even for Southern California companies that are in the chip business, adds Santoro. He also sees that systems-oriented position as an advantage in times like these, when overcapacity plagues components companies around the world, and believes that companies offering system solutions are poised for further gains.

But thoughtful officials still look at

the Silicon Valley experience and find at least one of the north's advantages missing in the south. That is the opportunity to get together and "network." There is no central gathering spot where executives meet informally to exchange ideas, gossip, and philosophies—and, almost as often, jobs. "The main reason is geography," observes Ferrey. "Southern California is so diffuse, while Silicon Valley is a compact, focused place." Santoro adds, "We don't have anything like Rickey's Hyatt House or Dinah's down here."

**IDEA SESSIONS.** So a number of programs to fill that need have sprung up. So/Cal/Ten itself came into being for this purpose; in fact, the hunger of entrepreneurs for a place to try out ideas on each other and seek advice is shown in how fast the roundtables provided by So/Cal/Ten have taken off. At present, Kelley says, some 140 companies are participating in 12 such events per month, not to mention three major conferences and additional workshops. Topics covered deal with such problems as computer security and finding financing. "Where else can a CEO find experts on

many topics without hiring very expensive consultants?" Panzer asks.

In addition, 27 Orange County companies participate in a CEO Roundtable with the University of California at Irvine. They frankly admit that they envision a role for the university like the one played decades ago by Stanford University in the development of Silicon Valley. Santoro thinks that building a better social atmosphere and strong ties to a university will help "correct our negatives."

Prospects look even rosier for the years ahead, as trade with Pacific Rim nations continues to build from its center in the Los Angeles metropolitan area. "We now have a critical mass of technology and entrepreneurship in Southern California," Rimtech's Panzer predicts confidently. Walter J. Zable, chief executive at Cubic Corp., which was established in San Diego in 1951 and is the industry pioneer in that city, agrees. "The high-tech engineering business in Southern California is just beginning to really show its stuff," he says. And there is nothing laid-back about that. □

## WESCON IS STILL THE PLACE TO CHECK OUT CALIFORNIA ELECTRONICS

**Wescon has been** many things down through the years, but the big show has always been an accurate reflection of the electronics industry's fortunes in California. This year, Wescon will be held in Anaheim—it alternates between there and San Francisco—and it has two striking aspects. One is the strength of the military electronics presence, and the other is the remarkable diversity of Southern California's electronics community.

The military content of Wescon is continuing the growth trend of the last few shows—in both exhibits and technical sessions. And the many companies showing a wide range of products are indicative of the balance that is preventing the slump in semiconductors and computers from seriously damaging the area's economy as well as Wescon's attendance and number of exhibitors.

Show officials expect about 60,000 persons to pass through the doors of the Anaheim Convention Center from Nov. 18 to 20, less than the record 75,404 in 1984 because of a drop in attendance from outside the region. The

total number of booths, more than 1,800, and companies, about 900, are nearly the same as in the past several years.

Dating in its current form from 1952, Wescon is the largest and the oldest continuous electronics trade show. It has continued to thrive mainly by managing to change along with the changing needs of its supporters, says Bruce S. Angwin. As president and general manager of Electronic Conventions Management, he directs the nonprofit organization that runs Wescon, Electro, and a host of regional shows. Angwin has deep roots in Wescon, working in the first show and being involved with it continually in some capacity.

"It's always been an innovative show, and we are never afraid to make changes," says Angwin. Innovations credited to Wescon include a comprehensive statistical breakdown of who attends, advance tutorial sessions to help exhibitors get the best results, and organization of its professional sessions around invited experts in particular technology fields,

rather than around the conventional call for papers. These innovations have been widely copied, but Wescon implemented them first. The show also mobilizes a larger volunteer staff from industry than other shows.

In a new wrinkle this year, Wescon will use an advanced bar-coding system for registering and tracking attendees. This system will allow management to find out im-

### *The 34-year-old show continues to thrive*

mediately the exact number of people attending the different parts of the show.

The technical sessions have a decided military-aerospace orientation, with Donald R. Beall, president of Rockwell International Corp., giving the keynote speech. And one of the featured panels, which the organizers expect will draw a capacity audience, will offer an update on the Strategic Defense Initiative and include a question-and-answer period.

Historically, the presenta-

tion of military-related technical sessions and products has been a hallmark since 1944, when Los Angeles area manufacturers organized Wescon's predecessor to help sell products after World War II. They displayed their wares on card tables at the Los Angeles Elks Club. They must have had the right idea, because the defense business has flourished. But Angwin recalls it also triggered the "biggest trouble Wescon ever had," beginning in 1971.

A Department of Defense edict that year removed financial support from promotional activities of its contractors by requiring strict separation of military and commercial work. This caused exhibitors already signed up for the San Francisco show "to back out en masse overnight," recalls Angwin, and booth totals dropped from 1,200 to 569. The order changed Wescon into a showcase for commercial products, and it took nearly a decade to get back to the pre-1971 numbers. Only in recent years has Wescon "been relatively successful in re-establishing the defense side," says Angwin. —Larry Waller



## Put the World's Largest Database of RAM ICs on Your Personal Computer – With D.A.T.A. DISK ... And Take Advantage of a Special 20% Off Introductory Offer.

Now you can have information on all of the world's RAM ICs on your personal computer with RAM ICs D.A.T.A. DISK from D.A.T.A. Over 5,000 RAMs from 60 manufacturers worldwide can now be located electronically with this "first-of-its-kind" software program.

With D.A.T.A. DISK, up to 14 specifications are displayed for each IC, along with complete manufacturer information. And you decide the most efficient method for device search – by part number, by generic number or by parameters.

By selecting up to five parameters to compare and select ICs, you can now do what is not possible with manufacturers' catalogs and data sheets – instantly find the specific device you need by specifying its characteristics.

There is simply no other method of parametric search for electronic devices that comes close to the speed of D.A.T.A. DISK.

D.A.T.A. DISKS are designed to increase your productivity and provide you with the most complete database of ICs in the world.

Call or write now for more information on RAM and other memory IC D.A.T.A. DISKS available at a special introductory price of 20% off.

Call TOLL-FREE 1-800-854-7030  
(in CA 1-800-421-0159)

**D.A.T.A.** D.A.T.A., Inc.  
9889 Willow Creek Road  
P.O. Box 26875, Dept. S97N6  
San Diego, CA 92126

D.A.T.A. DISK is designed for an IBM PC/XT/AT or 100% IBM compatibles with hard disk and 512K of memory.

Circle 92 on reader service card

ELCAP Provides 2 Um CMOS or NMOS 4" Wafer Foundry Service and / or Packaging Service in DIP, PLCC and TO-220 Packages FULLY TESTED. GUARANTEED QUALITY and PRICE SATISFACTION.

Kindly Contact :

ELCAP ELECTRONICS LTD.,  
19 Dai Fu Street,  
Tai Po Industrial Estate,  
N.T., Hong Kong.  
Cable: "ELCAP HK"  
Telex: 33844 ELCEL HX  
Fax No: 852-0-6589515  
Tel: 852-0-6578883

Packaging Option :

PIN	8	14	16	18	20	22	24	28	40	44	68	84
P DIP	△	△	△	△	△	△	△	△	△			
PLCC								△		△	△	△

PIN	28 44 60 80 100 128
QFL	Available in 1987

Circle 123 on reader service card

## Gate Array and Standard Cell IC Vendor Directory 1986/7 ASIC UPDATE

Written by SOURCE III – Author of Gate Arrays

A 541 page directory that will aid in selecting the right semi-custom design house – including Gallium Arsenide.

It provides a step-by-step approach in dealing with vendors.

It organizes the vendor list by technology and covers both front and back end cost estimates.

Minimum volumes and delivery schedules are also detailed.

It contains a listing of 70 vendors and describes:

- Gate Array and Standard Cell Design Services Offered
  - Technology
  - Size
  - Speed
  - Development Cost
  - Production Cost
- Gate Array and Standard Cell Design Experience
- Development Process
- Prototype Cycle Times
- Corporate Background
- Address, Telephone Number, and Person to Contact
- Second Sources
- CAD Services Offered
  - Software
  - Hardware
  - Test
  - Layout



Send \$295 or your company purchase order. For a detailed table of contents contact:



**Electronic Trend Publications**  
12930 Saratoga Ave., Suite D1  
Saratoga, CA 95070  
(408) 996-7416

# NEW PRODUCTS

## NAND GATES BOOST FLEXIBILITY IN FIELD-PROGRAMMABLE LOGIC

NEW DEVICE'S INTERCONNECT STRUCTURE CAN LINK ANY TWO NODES


**A** new generation of field-programmable logic devices based on NAND gates is coming from Signetics Corp., which claims that the products are more flexible than traditional programmable-logic structures.

Scheduled for formal unveiling at Wescon '86 next week in Anaheim, Calif., the first member of Signetics' programmable macro logic (PML) family is the PLHS501, a 52-pin device incorporating 72 NAND terms, 24 dedicated inputs, eight bidirectional input/output lines, eight exclusive-OR (XOR) outputs, and eight dedicated outputs.

Unlike traditional programmable-array-logic and programmable-logic-array structures, PML devices rely on a single NAND array to implement the standard sum-of-products logic. The central programmable interconnection structure supports a periphery of logic macros. Moreover, the interconnection matrix is virtually unrestricted, allowing any node in the device to be connected to any other logic node. As a result, says the company, the NAND-based PML structure is more forgiving than the fixed-OR, programmable-AND structure of PALs, as well as being more flexible than the programmable AND/OR structure of PLAs.

**MACROS.** PML-based devices can support any number of multilevel logic functions, which are constructed by looping back through the central NAND array matrix. The on-chip macros that surround the core can be connected into the feedback path, thus eliminating the need to exit and re-enter the device via the I/O buffers. Besides leaving I/O pins free for external communications paths, this technique allows internal logic functions to be performed without incorporating I/O-buffer delays.

Primarily a combinatorial device incorporating only primitive macros, the PLHS501 is a gate-bucket-type device that can implement virtually all logic functions now provided by all existing PLA and PAL devices. It is also the first to incorporate true XOR output functions and output-polarity inversion, as well as multigate constructs and cross-



**VANGUARD.** The PLHS501, incorporating 72 NAND terms, leads off Signetics' PML family.

coupled latches on-chip without involving output pins.

Built with Signetics' proprietary ZA Oxide isolated bipolar process and its vertical-avalanche-migration fuse technology, the device incorporates a NAND matrix about the size of a 16-K PROM. With a typical common-collector current of 250 mA, it features a maximum in-

put-to-output delay of 18 ns for a single-level, single-pass implementation and 26 ns for a two-level device. Unlike AND/OR-based FPLDs, each additional level in this NAND-based device incurs only one NAND feedback delay—8 ns maximum—per level.

In addition to its flexibility, the PML approach allows the fabrication of field-programmable logic devices of much higher density than equivalently sized AND/OR-based bipolar or CMOS electrically programmable logic devices. The bipolar PLHS501, for example, even assuming a relatively conservative interconnect factor of only 20%, has a density roughly equivalent to 3,000 two-input NAND gates, some 30% to 50% higher than the density of the CMOS EPROM-based PLDs now available.


The PLHS501 costs \$36.99 each in 100-lot quantities and is available now in sample quantities in a 52-pin square plastic leaded-chip-carrier package.

Scheduled for introduction sometime



Few electronics trade shows can boast the diversity of products traditionally shown at Wescon, and the 1986 edition is no exception. Included on this and following pages, for example, are a new generation of programmable logic, power transistors, software, and push buttons. All will be introduced from Nov. 18 to Nov. 20 in a show expected to attract 60,000 people and 900 exhibitors.

# Communications condensed:





# the single-chip CMOS modem.

Introducing the K212, a complete Bell 212A compatible, full duplex modem on a single chip. It provides all the functions on one chip that used to require up to five separate chips.

Developed by Silicon Systems Inc., this 1200/300 bps modem is alternate sourced by RCA.

## Peripheral-on-a-chip.

To the system designer, the K212 looks like a peripheral. It includes full Bell 103 and 212A operating modes, a call progress monitor and a DTMF dialer.

## Interface with popular micros.

The K212 interfaces directly with the 8048/8051 family of low-cost micros. Modem operation is controlled through the on-chip, 8-bit multiplexed address and data bus, or through an optional serial-command bus. The address-latch-enable control line simplifies address demultiplexing. Data communications go only through a separate serial port.

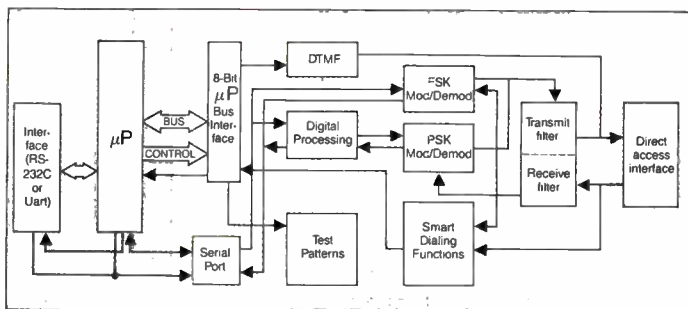
The on-chip DTMF enables the K212 to dial its own calls. And a call-progress detection feature allows it to change calling action in response to dial tones, busy signals or ring back. The dial-up phone line is connected through an external direct access arrangement interface (FCC approved).

And because it's CMOS, the K212 consumes very little power (less than 10mW in the idle mode and only 120mW in operation).

\*8048 and 8051 are trademarks of Intel Corporation.

## It makes talk even cheaper.

Now a complete modem requires only the K212, a phone line interface, an RS-232-C level converter and a control microprocessor. Perfect for personal computer modems,



voice/data terminals, portables or battery operated systems. Ideal for free-standing products or systems; synchronous or asynchronous communications.

By eliminating multi-chip sets, you save board space, testing and time in bringing your product to market.

## Futurespeak: the V.22 modem.

The K221 modem is coming soon, to support CCITT V.22 and V.21 communications protocol standards for Europe.

## Availability: lines are open now.

You can get the K212 in 22-pin and 28-pin DIPs, or in quad packages. Samples are available for evaluation right now.

To order samples, write: RCA Solid State, Box 2900, Somerville, NJ 08876, or Silicon Systems, 14351 Myford Road, Tustin, CA 92680.

 silicon systems™



Circle 95 on reader service card

next year is another bipolar device in the series, the PLHS502, which incorporates all functions of the first product but includes higher-level macros. It will be roughly twice the density of the PLHS501.

Future devices in the family will include CMOS EPLD versions with densities in the 5,000-gate range, incorporating even higher-level macros, such as buffers, counters, multiplexers, decoders, arithmetic logic units, and memory.

According to the company, the PML product line will be supported by a Sig-

netics design software package, available in versions for IBM Personal Computer and Digital Equipment Corp. VAX 11/780 users. The package will encompass all aspects of design, partitioning, simulation, device programming, and documentation. A macro library of functions, ranging from a simple string of gates to complex ALUs, will be included.

—Bernard Conrad Cole

Signetics Corp., 811 East Argue Ave., P.O. Box 3409, Sunnyvale, Calif. 94088. Phone (408) 991-2000 [Circle 510]

of signal-processing applications, such as high-speed communications, radar, sonar, and speech and image processing, company representatives say.

The precision of the chip's chain of multiply-accumulator blocks is maintained by means of a 36-bit result inside the IC. A programmable barrel shifter, on the output of the multiply-add chain, lets users select one of four 24-bit fields from the 36-bit result. The 24-bit word is rounded by the circuit.

**I/O ACCESS.** Inmos' A100 contains a non-multiplexed memory interface that can be used to link the chip to microprocessors or standard memory buses. Coefficients and status registers can be accessed through this interface. Data input and output to the multiply-accumulator array can also be accessed through the interface, but in most high-performance applications the A100's dedicated I/O ports will be used to handle 16-bit data.

The A100 operates from a 5-V power supply,  $\pm 10\%$ . Maximum power dissipation of the fully static CMOS circuit is 2 W. The processor, which has an operating temperature range of  $-40^{\circ}\text{C}$  to  $+85^{\circ}\text{C}$ , is housed in a ceramic 84-pin-grid array.

Inmos will demonstrate the A100 at Wescon '86, five months after initially announcing development of the chip during last summer's National Computer Conference. The company says the signal processor is now available at a price of \$406 each in 100-piece quantities.

—J. Robert Lineback

Inmos Corp., P.O. Box 16000, Colorado Springs, Colo. 80935. Phone (303) 630-4000. Inmos Ltd., Whitefriars, Bristol BS1-2NP, England. Phone 44 272 290 861 [Circle 502]

## DATA-FLOW IC SAMPLES AT 320-MILLION/S RATE


**A** new data-flow architecture by Inmos Ltd. applies the power of 32 separate 16-by-16 multipliers and 32-bit accumulators to signal-processing applications inside a cascadable, programmable, digital-transversal filter to achieve sampling speeds as high as 320 million operations/s.

Each node in the IMS A100 signal processor's data-flow architecture consists of a multiplier-accumulator and local storage. The device achieves its speed by processing input signals in parallel to its 32 on-chip multipliers. Delay and accumulation are performed in a distributed manner.

The 1.5- $\mu\text{m}$  CMOS integrated circuit [*Electronics*, Oct. 30, 1986, p. 25] can be programmed to handle coefficient words of 4, 8, 12, or 16 bits. Data words are 16 bits. The 84-pin A100 achieves processing rates up to 10 MHz, or 320 million operations/s,

when operating with 4-bit coefficients and 16-bit data words. The A100 runs at 2.5 MHz, or 80 million operations/s, when using 16-bit data and 16-bit coefficients.

Inmos designed the A100 as a highly flexible building block for a wide range



**FLEXIBLE BUILDING BLOCK.** The 84-pin AL100 signal processor from Inmos can handle words of 4, 8, 12, or 16 bits.

## LOW-COST PUSH BUTTONS 'FEEL' RIGHT

**T**he SLP series of push-button switches from Honeywell Inc.'s Micro Switch Division provides original-equipment manufacturers with a selection of low-cost, yet reliable switches that offer the tactile "feel" many end users want.

The SLP—second-level push button—is offered in two versions. One employs an assembly that includes a basic membrane touch panel, but adds a conventional push button and actuator mounted on top. The other uses push buttons assembled atop a conductive elastomer boot that contacts a printed-circuit-board trace to make a connection.

In the membrane-based SLP version,

key travel is 0.02 in., and 14 oz of pressure is required for actuation. This provides a tactile feedback not present on standard membrane touch panels. And since the key allows for precise control of the manner and amount of pressure applied in actuating the membrane switch, the SLP promises five times the operating life of a finger-actuated touch panel. Compared with a typical life of 2 million operations for a touch panel, the membrane-based SLP will be specified at 10 million operations, says product manager Gary L. Turner. Useful life is extended because feedback provided by the top-mounted push button moderates

deformation caused by operators who apply more pressure than necessary to be sure a membrane switch is activated.

The conductive elastomer-based SLP is designed to last even longer. Micro Switch has not completed testing, but expects to specify lifetime at 30 million operations, Turner says. The SLP built with conductive elastomer will offer a longer key travel, at 0.05 in., with 7 oz of pressure required for actuation. Also, the elastomer-based button will be available in a version that lights when actuated, a feature that will be attractive to engineers configuring systems where specific keys are important enough to


# ROOM SERVICE.

No room for a trackball in your new console design? Then our Model 621 will convince you there's plenty of room for improvement.

Only 1.5 inches in diameter in a 3 x 3 inch case, the Model 621 needs only 3/4 of an inch of back panel space. Even so, it provides the high quality and good feel you'd expect only from a much larger trackball.

And we've left plenty of room for options. You can get the Model 621 with a quadrature square wave or TTL level pulse output. Coded digital outputs are also available in a slightly larger case.

Call or write us for more information. And we'll prove all this room is no rumor.



**SMART PUSH.** Micro Switch push-button module can come with a microprocessor.

be highlighted. Push buttons in any part of an array can be lit by red, yellow, or green light-emitting diodes. Unlike products that rely of a light-piping scheme and light only elements on the periphery of the array, internal keys on an SLP module can be illuminated.

Micro Switch will sell the SLP buttons assembled into strips or arrays, with or without built-in electronics and other features. In general, says Turner, the SLP is priced about 30% to 40% lower than conventional discrete buttons that rely on electronic control or mechanical contact.

Prices will range from about 50c per push button for a strip or array with no options when purchased in quantities of 5,000 to about \$6.50 per button for 2,500 units when they are assembled in an array housed in an enclosure and equipped with a microprocessor, associated electronics, and communications circuitry for control by an outside host.

SLP push buttons are suitable for use in equipment such as office copiers, cellular telephones, and medical equipment. When equipped with a special sealed enclosure offered by Micro Switch, the SLP can be applied to industrial equipment or to outdoor operations such as automated teller machines. Both versions conform to shock, vibration, temperature, and humidity criteria specified by MIL STD 202, Turner says.

The membrane-based SLP is currently available; the version based on conductive elastomer will be available in prototype form in December, with full production scheduled for March 1987.

—Wesley R. Iversen

Micro Switch, 11 West Spring St., Freeport, Ill. 61032.  
Phone (815) 235-5731 [Circle 550]

## MS Measurement Systems, Inc.

121 Water Street, Norwalk, CT 06854, U.S.A. (203) 838-5561

Circle 97 on reader service card

# FREE!

Here's the data you need on AC systems, laboratories, test facilities, robotics, quality control, data processing and more. It's all in our new full color catalog that features hundreds of AC Power Sources and Uninterruptible Power Systems. Call or write for your free copy.

**(805) 684-8311 COLLECT**

1142 Mark Avenue  
Carpinteria, CA 93013


Electronic Energy Conversion Sources & Systems

# Score A Winning Touchdown with UMC



With backing from UNITED MICROELECTRONICS CORPORATION, one of our customers scored a winning touchdown with a voice control IC last year. He netted a profit of 2.5 million dollars on just one product. This is one of the many examples of how UMC helps its customers score financial goals.

UMC scored its first touchdown by becoming profitable 6 months after it went into operation and has been making a profit and registering phenomenal sales growth annually since then. Last year, 4 quarters of penalties left most companies sitting on the bench and several others were ejected from the game. UMC, however, still romped to a sales growth rate of 24.4%, which was the fourth best in the world and outscored 92% of the IC industry.



If you want to be on a winning team, go with a proven winner.....UMC.



**UMC**

**UNITED MICROELECTRONICS CORPORATION**

CORPORATE HEADQUARTERS: NO. 3, INDUSTRIAL EAST THIRD ROAD SCIENCE BASED INDUSTRIAL PARK, HSINCHU CITY, TAIWAN, REPUBLIC OF CHINA  
SALES OFFICE: 9TH FLOOR, NO. 201-26, TUNHUA NORTH ROAD TAIPEI, TAIWAN, REPUBLIC OF CHINA TEL: (02)7152455 TLX: 28560 UMCTPE FAX: (02) 7166291  
U.S.A. HEADQUARTERS: NMC CORPORATION 3054 SCOTT BLVD, SANTA CLARA, CA95054 U.S.A. TEL: 408-7279239 TLX: 172730 NMC SNTA FAX: 408-9700548

## POWER TRANSISTOR DOES QUICK SWITCH

Insulated-gate bipolar power transistors from Toshiba America Inc. combine high-speed switching characteristics of MOS FETs with the high-voltage resistance and low saturation voltage of bipolar devices to operate virtually noise-free at high voltage.

Conventional power transistors generate control-system carrier noise, because the switching carrier frequency is between 1 and 2 KHz. The high switching speed of insulated-gate bipolar transistors allows carrier frequencies above the audio band (15 Hz to 15 KHz) for noise-free operation.

Toshiba's GTR Giant Transistor Modules feature switching speeds comparable to conventional MOS FETs and considerably faster than the 10 to 15  $\mu$ s typical of bipolar transistors. Maximum



**QUICK.** Power transistors from Toshiba feature switching speeds of 2  $\mu$ s and less.

turn-off time at 500 V is 1.5  $\mu$ s; at 1,000 V it is 2  $\mu$ s. Maximum turn-on time is 1  $\mu$ s at 500 V. Since the slope of the falling current is smoother than that of conventional MOS FETs, surge voltage is lower. Target applications will be low-noise inverters, high-speed inverters, and uninterruptible power supplies, according to the company.

GTR modules offer minimum gate-emitter turn-on voltages of 2 or 3 V with a collector current of 25 or 50 mA. Collector-emitter voltages are 500 to 1,000 V, and maximum collector current is 25 to 50 A.

Insulated-gate transistors differ from other bipolar devices in that their drive goes to a MOS gate, resulting in high input impedance and low drive power—3 V minimum, 6 V maximum. They have attracted much attention recently and are likely to find a niche in products with blocking voltage of 1,000 V or more.

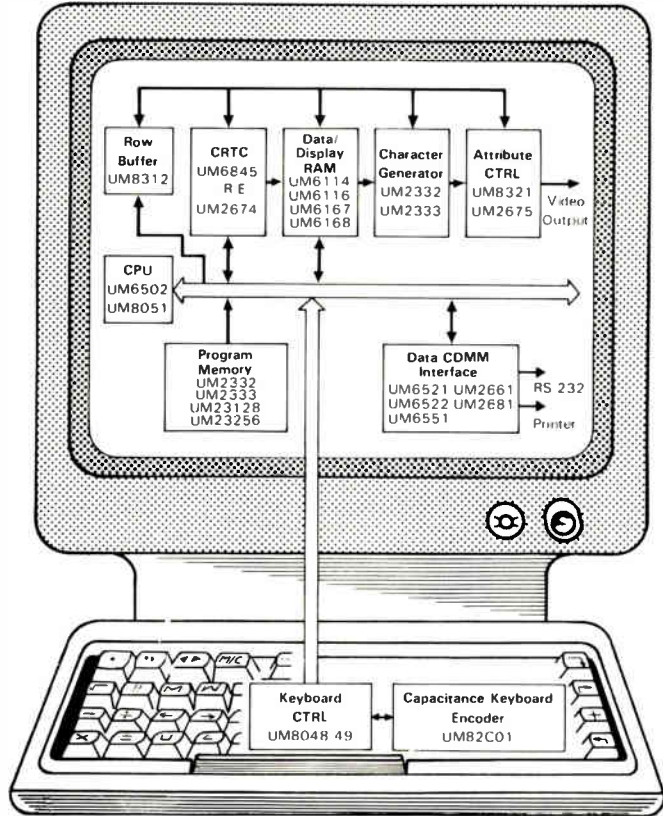
GTR prices range from \$40 to \$80 in 25-piece quantities. The modules are available from stock. —*Ellie Aguilar*

Toshiba America Inc. ECBS, Semiconductor Products Division, 2692 Dow Ave., Tustin, Calif. 92680.

Phone (714) 832-6300

[Circle 505]

# A Total Solution for CRT Display Terminals



## UNITED MICROELECTRONICS CORP.

U.S.A. HEADQUARTERS:

**NMC CORPORATION**

3054 SCOTT BLVD, SANTA CLARA,

CA. 95054 U.S.A.

TEL: 408-727-9239

TLX: 172730 NMC SNTA

FAX: 408-9700548



## TELPAR PUTS COLOR IN TANDEM DISPLAY

Telpar Inc. is adding color to the normally monochrome environment of Tandem Computers Inc.'s 653X data terminals. Implemented through firmware code, eight colors are available at any character location in either foreground or background. The 14-in. cathode-ray tube offers 640-by-240-pixel resolution and sits in a tilt-and-swivel enclosure atop a base that houses a monitor controller and the power supply.

All functions of the 653X terminals are duplicated by Telpar's system. The terminal contains asynchronous communications for either RS-232-C or 20-mA loop connections to host computers. Display memory will support up to 192 lines of text in a continuous-scrolling mode, or eight pages in block mode.



**COLORFUL CLONE.** Telpar duplicates all functions of the Tandem 653X terminals.

To configure terminal communications and screen settings, users select from a menu on the display, eliminating the need to set switches for baud rates, bit parity, and other variables.

A display timeout feature turns off the display to protect the CRT if it is not being used after a preset interval. In quantities of 100 units, the Telpar terminal costs \$1,985. Deliveries are scheduled to begin in the first quarter of 1987.

—J. Robert Lineback


Telpar Inc., 4137 Billy Mitchell Rd., P.O. Box 796, Addison, Texas 75001.  
Phone (214) 233-6631 [Circle 501]

## CUSTOM IC BOOSTS TRACKING ABILITY

A new synchro-to-digital tracking converter from Natel Engineering Inc. uses a custom integrated circuit to achieve twice the accuracy of previous models and to automatically compensate for large phase-angle differences between reference and input signals.

Compatible with 8- and 16-bit microprocessors, the Model HSD/HRD1026 offers dynamic accuracy of 1.3 arc-min at a maximum tracking rate of 1,800°/s. By using a reference synthesizer to compensate for large phase differences, the company has reduced the effect of speed-induced voltages at high rotational speeds, according to Ed Berman, vice president of marketing and sales. This improves the converter's dynamic accuracy, which is maintained for signal-to-reference phase shifts up to  $\pm 45^\circ$ .

The 1026 features zero velocity-lag error; a built-in test feature that signals



**PRECISE POSITIONER.** Natel's converter can be used in a wide range of servo systems.

the user when tracking error exceeds  $1^\circ$ ; and an anti-false-lockup circuit that ensures the converter does not lock into an angle  $180^\circ$  from the true angle when a  $180^\circ$  step function is applied to it.

Packaged in a hermetic 36-pin double DIP, the 1026 is designed for a wide range of servo-system monitors. Prices begin at \$495 and depend on temperature-range selection and other options. The 1026 is available now. —Ellie Aguilar

Natel Engineering Co., 4550 Runway St., Simi Valley, Calif. 93063.  
Phone (805) 581-3950 [Circle 500]

## LINEAR INTRODUCES PRECISION OP AMPS

Linear Technology Corp. is unveiling a line of linear building-block circuits, including the LTC1057/1058 dual and quad JFET input precision operational amplifiers and the LTC1042 window comparator.

The dual LTC1057 and the quad LTC1058 JFET input operational amplifiers feature high speed and precision for


# 6 months without external power?

# No problem for these Ni-Cd Button Cells



VARTA Ni-Cd button cells are the No. 1 for long-term power. Even after 1 year storage, 45% capacity is still available. This feature improves your product performance, specification and quality by providing extended "stand-alone" capability.

The advantages of these miniature energy sources: small and compact, low profile, suitable for trickle charge, high resistance against shock and vibration, flow solderable, protected against over-discharge.



**Write for information and samples now!**

Circle 100 on reader service card

VARTA Batterie AG, Am Leineufer 51, D-3000 Hannover 21  
VARTA Batteries, Inc., 300 Executive Boulevard, Elmford N.Y. 10523-1202, USA  
VARTA Private Ltd., P.O. Box 55, Bedok North Post Office, Singapore 2145



# Baltimore Is Below Miami.

Compare monthly power rates, and you'll find that Baltimore is not only below Miami, but Washington, Atlanta, Richmond and Norfolk, too. Fact is, of all eleven major markets we surveyed, from Massachusetts to Miami, you just won't find rates that are lower than Baltimore's.

Why? Because years ago, Baltimore Gas and Electric launched a farsighted construction program. So we can deliver the power you need right now. And we can keep delivering it at steady rates for years to come.

To find out just how warm our business climate can be, call Chet Feeser or John Sundergill at BG&E: (301) 298-1936.

Or write our Marketing & Energy Services Department, P.O. Box 1475, Baltimore, MD 21203.



*More power than you can imagine.*





## Let Lab Boss™ turn your IBM PC into a powerful instrument controller.

You can spend thousands of dollars for a dedicated instrument controller.

Or a few hundred for a controller that's dedicated to you and your IBM PC.

Lab Boss™ from National Instruments puts you and your IBM PC (or compatible) firmly in charge of GPIB instruments. From sophisticated laboratory equipment, like digitizing oscilloscopes and spectrometers, to standard printers, plotters, tape drives and more. At data transfer speeds

that are the highest in the industry.

And Lab Boss products offer a direct data link from your measuring equipment to a full range of analysis software, including RS/1, Lotus 1-2-3, and Symphony. So you can easily report your findings on

the same system you used for instrument control, data acquisition and analysis. Try that

on a dedicated controller! So — you want to be the boss? Call National Instruments. 800/531-4742.



**NATIONAL INSTRUMENTS**  
12109 Technology Blvd.  
Austin, TX 78727 512/250-9119

Circle 102 on reader service card

applications such as high-speed instrumentation and logarithmic, D/A output, and photodiode amplifiers.

Available in a standard 8-pin DIP, the LTC1057 is designed to replace all popular bipolar and JFET input dual operational amplifiers. Available now, the LTC1057 costs \$3.40 each in lots of 100 in plastic DIPs and \$4.65 each in ceramic DIPs or metal-can packages. In similar quantities, the LTC1058 is \$6.50 and \$8.40 each in plastic or ceramic DIPs.

The LTC1042 is a monolithic window comparator designed for use in such applications as fault detectors, limit-cycle controllers, and as a monitor in microprocessor power-supply circuits. Its sampling and comparison cycle is 80  $\mu$ s, and it consumes 1.5  $\mu$ W of power when operating at one sample/s. Available now in an eight-pin mini-DIP, the LTC1042 is \$1.90 each in 100-piece lots. Linear Technology Corp., 1630 McCarthy Blvd., Milpitas, Calif. 95035.

Phone (408) 942-0810

[Circle 511]

## SOFTWARE TARGETS IEEE-488 DATA BUS

Lotus Development Corp. is aiming to push its Lotus 1-2-3 spreadsheet into the scientific and technical market by introducing Lotus Measure, a software package that allows direct entry of test-and-measurement data into personal computers over the IEEE-488 bus.

The software's IEEE-488 bus code was developed jointly with National Instruments Corp., which will market its GPIB-PC2 and PC2A boards as the interface hardware, besides selling the Lotus software. Lotus Measure supports simultaneous operation of up to 15 devices over the parallel bus.

The package enhances 1-2-3 operations in several ways. For example, users can configure the software to function as several particular instruments on the IEEE-488 bus. An interactive test mode can be used to give data-collection programs a dry run.

The software stores complete IEEE-488 bus configurations and individual instrument settings. Data can be read from the parallel bus in three modes. Those modes are numeric, ASCII files, or binary data.

Lotus Measure costs \$495, and will be available by year's end. National Instruments' GPIB-PC2 and PC2A interface boards sell for \$395 each and are available from the Austin, Texas, company now.

—J. Robert Lineback

National Instruments Corp., 12109 Technology Blvd., Austin, Texas 78727-6204.  
Phone (512) 250-9119 [Circle 504]



# Count on OKI to expand your CMOS CSIC options.

## Gate Arrays

1.5-micron & 2-micron				3-micron	
70V000 Series VERY HIGH SPEED		70H000 Series HIGH SPEED		70000 Series	
# Gates	# I/Os	# Gates	# I/Os	# Gates	# I/Os
700	66	3289	86	387	44
1000	66	4290	104	720	62
1500	66	6000	130	1445	88
2000	80	8024	148	2000	106
2500	80	10000	172	4205	120

OKI CMOS

**NOW:** Expanded Gate Array options from OKI, supported by world-class CSIC capabilities.

**Expanded** product families and packaging. For more cost-effective, more flexible single-chip logic integration, OKI supplies more pre-designed Gate Array options—in the most advanced package types: plastic or ceramic through-hole DIPs or pin grid arrays; or plastic surface-mount PLCC or flatpack.

**Expanded** services, plus world-leading production automation. OKI CSIC\* design expertise is accessible at any development stage. And OKI's CSIC manufacturing/testing facilities—among the world's most highly automated—assure high quality, high volume fabrication.

For RFQ or technical data, complete form below and return to: CSIC Marketing, OKI Semiconductor, 650 N. Mary Ave., Sunnyvale, CA 94086. (408) 720-1900.

\*Customer-Specific Integrated Circuit

# RFQ

Request for Quote

## OKI CMOS Gate Arrays

For prompt response to your Request for Quote (returned with complete technical data), please fill out these brief specifications.

# OKI

SEMICONDUCTOR

### My application requires:

- Gate count: \_\_\_\_\_
- Pin count: \_\_\_\_\_
- CMOS process:**  
 1.5 micron  
 2 micron  
 3 micron
- Packaging preferred:**  
 Surface-mount  
 PLCC  
 Flatpack  
 Through-hole  
 Pin Grid Array  
 DIP

### 5. Anticipated volume:

pieces/month

Please call me for immediate consultation.

### Request for Data

- Please rush complete technical input on:
- CMOS Gate Arrays
  - CMOS Standard Cells
  - CMOS Custom VLSI Logic




Name/Title \_\_\_\_\_ Company \_\_\_\_\_ Tel: (\_\_\_\_) \_\_\_\_\_

Address \_\_\_\_\_ City \_\_\_\_\_ State \_\_\_\_\_ Zip \_\_\_\_\_

# AVAILABLE!

## 1986-'87 Electronics Buyers' Guide



Order your copy today for the industry's most often-used directory:

- It's three directories in one
- Includes more than 4,000 product listings. (approx. 700 pages)
- Contains over 5,000 company listings (approx. 400 pages) including:
  - Company name, address and phone number.
  - Name and title of contact for sales information.
  - Number of engineers at plant and number of employees.
  - Annual dollar sales volume.
  - Local sales offices and manufacturers representatives.
  - Local distributors.
  - Instant referral to company's advertisements.
- Offers FREE current catalog retrieval service (approx. 1300 catalogs)

Price: \$40 USA & Canada  
\$50 elsewhere  
(add \$30 for airmail)

Send order with payment to:  
Regina Hera

**Electronics Buyers' Guide**  
1221 Avenue of the Americas  
New York, NY 10020



### COMPUTERS & PERIPHERALS

## AT&T FIBER-OPTIC MODEM CRACKS RS-232 STANDARD

DEVICE OPERATES AT 19.2-Kb/S, FULL DUPLEX  
BY MULTIPLEXING DATA AND CONTROL CHANNELS

**A** fiber-optic modem from AT&T Technology Systems Co. multiplexes data and control channels onto a single strand of optical fiber to attain full-duplex communication at the 19.2-Kb/s data rate of the RS-232-C standard. In addition to this fiber-optic breakthrough, the ODL RS232-2 eliminates radio-frequency noise and gives local-area-network designers the opportunity to extend LANs beyond the bounds of standard modems.

Previous attempts at implementing fiber-optic modems required two fiber lines for two-way communication, an expensive alternative to copper wire. But AT&T found that by multiplexing two data channels—plus a control line for each—onto a single fiber, the price of a fiber system could be reduced. Moreover, in applications where there is little or no need for control functions on the network, the control channels can be used as extra data channels instead.

**MULTIPLE CHANNELS.** The high bandwidth of fiber makes it easy to squeeze multiple channels onto a single strand, says Reinhard Knerr, supervisor of the Lightwave Local Area Network Technology Group at AT&T's Bell Laboratories. "The user sees full duplex, but in reality we are doing extremely fast half-duplex," Knerr says. "We use a proprietary time-compression scheme—a ping-pong type of protocol" in which the receiver reads each channel alternately.


Since fiber transmits light rather than electricity, it is immune to electromagnetic and radio-frequency interference and therefore is ideal for networking in places where interference is a problem.

Another advantage, says product manager Mitch Bloom, is that the fiber-optic modem can be used to extend the RS-232-C network. While the standard specifies links up to 15.5 m, the fiber version works to 1 km—extra distance that can help in configuring a LAN over a factory floor or through a multiple-story building.

The modem's heart is a custom CMOS lightwave transceiver, the Model 02X, which AT&T will make available to original equipment manufacturers as a sepa-

rate unit. Housed in a rugged 16-pin DIP with an integral lens-coupled optical connector, it is designed for use with 62.5- $\mu$ m/125- $\mu$ m optical fiber, but AT&T says it can be used with other fiber as well.

A light-emitting diode that accompanies the custom IC produces and interprets the light pulses that drive the system. AT&T believes it is the only compa-



**PROBLEM SOLVER.** High RF-noise environments and long-distance communications are easy for fiber-optic modems.

ny using an LED as both transmitter and receiver on a commercial device. Besides overcoming the distance and radio-frequency interference problems, fiber eliminates the need for a ground wire—a problem in factories or office buildings, because different locations may have different dielectric values.

Priced at about \$105 in 100-unit quantities (about \$85 in 1,000-piece orders), the RS232-2 modem is not cheap. The modem is substantially more expensive than a standard RS-232-C port connector, but AT&T believes it will sell into a niche market where other solutions, such as shielded wire, are just as expensive or infeasible.

The 02X lightwave transceiver costs \$57 in 100-piece quantities and about \$50 each in 1,000-unit orders.

—Tobias Naegele

AT&T Technologies, Dept. 50AL203140,  
555 Union Blvd., Allentown, Pa. 18103.  
Phone (800) 372-2447 [Circle 340]

### SERVER LINKS 15 PCs TO MULTIPLE PRINTERS

One of the first PC-network shared-printer applications to emerge is an easy-to-use product for 2 to 15 PCs that is inexpensive and easy to install. Easy-Print, offered by Server Technology

Inc., consists of PC software and cables with RS-232-C modular connectors. One PC is designated the hub and can have up to four shareable printers or plotters connected to it. Printer sharing using EasyPrint is transparent to the PC users and the PC application programs—users are able to rely on standard print commands.

A starter kit consisting of two copies of the software and a 30-ft. cable is priced at \$159.50. When more PCs need to be connected, a two-port or six-port serial-port expansion board is purchased for the server PC. Prepackaged kits including cables and serial-port expansion boards for three-PC and seven-PC systems are available at \$349.95 and \$899.95, respectively.

The serial-port expansion boards are available separately for \$219.95 and \$489.95 for two and six ports, respectively. EasyPrint can be ordered now, and the company will begin shipping on Nov. 25.

Server Technology Inc., 1095 East Duane Ave. #103, Sunnyvale, Calif. 94086.  
Phone (800) 835-1515 [Circle 346]

### **HITACHI TO OFFER 600 Mb OPTICAL DRIVE**

Hitachi America Ltd.'s forthcoming 5¼-in. optical disk drive will offer a capacity of 300 Mb per side in a write-once/read-many (WORM) configuration. The OD101 drive uses a single-beam laser, spins at 1,800 rpm, and features an average access time of less than 100 ms. Hitachi, which plans to introduce the drive at the Las Vegas Comdex show this week, says the OD101 will be available in the second quarter of 1987 for \$4,380 in OEM quantities. Following on the heels of a 5¼-in. optical drive announced by Fujitsu America Inc., San Jose, Calif., last month, Hitachi's drive adds pressure to establish an international 5¼-in. optical disk standard. Companies already manufacturing 5¼-in. optical drives include Optotech Inc. and Information Storage Inc., both of Colorado Springs, and industry experts expect Toshiba to follow suit sometime next year.

Media to support the new drive will come from Hitachi's Maxell Corp. of America subsidiary, which has announced a new 5¼-in. optical direct-read-after-write (DRAW) disk. The new 600-megabyte double-sided disk is capable of storing 13,000 letter-size pages of information per side, and is available in both blank and pre-grooved formats. Maxell, which already manufactures a 12-in. optical disk, prices its new 5¼-in. product at about \$200, with sample distribution this month.


Hitachi America Ltd., 950 Elm Ave., San Bruno, Calif. 94066.  
Phone (415) 872-1902 [Circle 345]

# **OVER 175,000 MOTOROLA MC68020 UNITS SHIPPED TO DATE.**

At 25 MHz, the MC68020 delivers  
the performance,  
and Motorola delivers  
the MC68020.



**MOTOROLA**




E.L. DOCTOROW



NANCY MILFORD



HERMAN WOUK



THEODORE H. WHITE

## Some of their best works began in the same setting.

Whether their books begin in the south of France or the streets of New York City, all of these authors chose the same place to work — The New York Public Library.

It's where E. L. Doctorow did research for *Ragtime*. It's where Herman Wouk worked on *The Caine Mutiny*, Nancy Milford wrote *Zelda*, and Theodore H. White, *The Making of the President, 1964*.

Author Jerzy Kosinski said, "This library is probably the most important single address I can think of since my arrival in this country twenty-seven years ago."

The Library is important to so many others as well.

For children, it's a place to enjoy puppet shows and the magic of literature. For dancers and choreographers, it's a place to perfect their performances by viewing original films and tapes. For students, businessmen, scientists and artists, it's a place where learning is accessible and free.

For countless people, with needs of every kind, the Library is the perfect setting.



**The New York Public Library**  
WHERE THE FUTURE IS  
AN OPEN BOOK

### MEETINGS

**MIL-STD-1553B:** Applications, Developments, and Components, ERA Technology Ltd. (Laura Christie, seminar organizer, ERA Technology Ltd., Cleeve Road, Leatherhead, Surrey KT22 7SA, UK), Regent Crest Hotel, London, Nov. 25-26.

**Power Electronics and Variable-Speed Drives '86,** Institution of Electrical Engineers (Savoy Place, London WC2R 0BL, UK), National Exhibition Centre, Birmingham, England, Nov. 25-27.

**Electronicom '86,** IEEE (Richard Brostrom, Berger & Associates Canada Inc., 133 Richmond St. W., Suite 203, Toronto, Ontario M5H 2L5), Toronto Convention Centre, Toronto, Canada, Dec. 1-3.

**GLOBECOM '86:** Global Telecommunications Conference 1986, IEEE (Ross Anderson, Southwestern Bell, Room 706, 3100 Main St., Houston, Texas 77002), Westin Galleria Hotel, Houston, Texas, Dec. 1-4.

**National Database and 4th Generation Language Symposium,** Digital Consulting Associates Inc. (6 Windsor St., Andover, Mass. 01810), Ritz Carlton Hotel, Boston, Dec. 2-5.

**2nd International Conference on Artificial Intelligence,** Institut International de Robotique et d'Intelligence Artificielle de Marseille (Viviane Bernadac, IIRIAM, 2 Rue H. Barbuss, 13241 Marseille Cedex 1, France), Marseilles, France, Dec. 2-5.

**Controls West '86,** Tower Conference Management Co. (331 W. Wesley St., Wheaton, Ill. 60187), Long Beach Convention Center, Long Beach, Calif., Dec. 3-5.

**IEDM '86:** International Electron Devices Meeting, IEEE (Melissa Widerkehr, Courtesy Associates Inc., 655 15th St., N.W., Washington, D.C. 20005), Westin Bonaventure Hotel, Los Angeles, Calif., Dec. 7-10.

**International OEM,** Penton Exhibitions (Bill Little, Penton Expositions, 122 E. 42nd St., New York, N.Y. 10168), Jacob Javits Convention Center, New York, Dec. 9-11.

**Microcomputer Graphics Show and Conference,** Expoconsul International Inc. (3 Independence Way, Princeton, N.J. 08540), Jacob Javits Convention Center, New York, Dec. 17-19.

**International Winter Consumer Electronics Show,** EIA Consumer Electronics Group (2001 Eye St., N.W., Washington,

D.C. 20006), Las Vegas Convention Center, Las Vegas, Nev., Jan. 8-11.

**Macworld Exposition,** Mitch Hall Associates (P.O. Box 155, Westwood, Mass. 02090), Moscone Center, San Francisco, Calif., Jan. 8-10.

**O-E/LASE '87:** Second Annual Symposium on Optoelectronics and Laser Applications, The International Society for Optical Engineering (P.O. Box 10, Bellingham, Wash. 98227), Marriot Hotel and Airport Hilton Hotel, Los Angeles, Calif., Jan. 11-16.

**SMART III:** Surface Mounting and Reflow Technology, EIA, *et al.* (2001 Eye St., N.W., Washington, D.C. 20006), New Orleans Hyatt Regency, New Orleans, La., Jan. 12-15.

**Picosecond Electronics and Optoelectronics,** Lasers and Electro-Optics Society of the IEEE, *et al.* (Optical Society of America, 1816 Jefferson Place, N.W., Washington, D.C. 20036), Hyatt Lake Tahoe Hotel, Incline Village, Nev., Jan. 14-16.

**Instrument Asia '87,** Instrument and Control Society (Kallman Associates, Five Maple Court, Ridgewood, N.J. 07450-4431), Singapore, Jan. 14-17.

**OFC/IOOC '87:** Optical Fiber Communication Conference/International Conference on Integrated Optics and Optical Fiber Communication, Lasers and Electro-Optics Society of the IEEE, *et al.* (Optical Society of America, 1816 Jefferson Place, N.W., Washington, D.C. 20036), Reno-Sparks Convention Center, Reno, Nev., Jan. 19-22.

**SYSCON:** OEM Computer Peripherals Subsystems Conference & Exposition, Multidynamics Inc. (17100 Norwalk Blvd., Suite 116, Cerritos, Calif. 90701), Los Angeles Airport Hilton Hotel, Los Angeles, Calif., Jan. 20-21.

**Uniform Conference and Trade Show,** USR/group (4655 Old Ironsides Dr., Suite 200, Santa Clara, Calif. 95054), Washington Convention Center, Washington, D.C., Jan. 20-23.

**Winter 1987 Usenix Technical Conference,** Usenix Association (P.O. Box 385, Sunset Beach, Calif. 90742), Omni Shoreham, Washington, D.C., Jan. 21-23.

**Southern Manufacturing Technology Show,** National Machine Tool Builders Association (7901 Westpark Dr., McLean, Va. 22102), Charlotte Convention Center, Charlotte, N.C., Jan. 26-29.

**POSITIONS VACANT**

**Murkett Associates — Technical Mgmt** placement with national affiliates-fee paid Box 527, Montgomery, AL 36101.

**Applications Engineer — 40 hrs. per week,** 9 am to 5 pm. Salary \$37,800 per year. Requirements: Bachelor of Science in Electrical Engineering Technology; 3 yrs. in the position; fluent in technical German. Duties: Application of Electron Engineering formulas and knowledge of servo drive motors to calculate the correct size, current, and desired voltage to meet client user power requirements to control the speed of movement of robotic machinery, machine tools and transfer machinery in the automotive, farm implement, and aerospace industries; communicate weekly by telephone and in writing with design engineers located at the Manufacturing Headquarters in West Germany concerning modification requested by American companies in order to meet their servo drive requirements. Send resumes to: Illinois Job Service, 910 South Michigan Avenue, Room 333, Chicago, IL 60605 Attn: Marie Ninneman. Ref. #6494-M. Employer Paid Ad.

**Faculty and Research Staff Positions —** Massachusetts Institute Of Technology. The Department of Electrical Engineering and Computer Science seek candidates for faculty and research staff positions starting in September 1987. We anticipate openings for several junior faculty appointments for individuals who are completing, or who have recently completed, a doctorate. Faculty duties include teaching at both the graduate and undergraduate levels, research, and supervision of theses. We are interested in candidates in most areas of electrical engineering, but with special emphasis in two areas: Compound-semiconductor devices, especially those involving molecular-beam epitaxy technology; and Control, including control of multivariable systems, nonlinear control, and adaptive control. In computer science, we are interested in candidates in the following two areas: Computer Systems, including operating systems, programming languages, computer architecture, databases, and graphics; and AI research in reasoning, including commonsense and qualitative physical reasoning, and reasoning using massively parallel machines. Some Research Associate positions may also be available in the above areas. Research staff devote their time principally to research, with opportunities for teaching or thesis supervision when appropriate. A doctorate or equivalent experience is required. All candidates should write to the address below, describing their professional interests and goals. Applications should include a curriculum vitae and the names and addresses of three or more references. Additional material describing the applicant's work, such as papers or technical reports, would also be helpful. All candidates should indicate citizenship and, in the case of non-US citizens, describe their visa status. Send all applications to: Prof. F. C. Hennie, Room 38-435, Massachusetts Institute of Technology, Cambridge, MA 02139. M.I.T. is an equal opportunity / affirmative action employer.

**SPECIAL SERVICES**

**Custom Switching Power Supply Design —** From concept to production model. High quality design, fast and reliable service, competitive rates. PETA, 833 The Queensway, Toronto, Ont., M8Z 5Z1, (416) 252-1581.

**POSITIONS WANTED**

**Electronic Engr, for hire. Microprocessor** based designs, controls, telecom. Contact or per diem. Mr. Barry Masel. 718-476-1516.

**EMPLOYMENT SERVICES**

**Overseas — 75 Countries — Interviewing** now. All Fields — for Conn. interview. Send resume: Global Services, Ltd. Clinton, CT 06413. Transportation not paid to Connecticut.

**INVENTIONS WANTED**

**Inventions, Ideas, new products wanted!** Industry presentation / national exposition. Call 1-800-528-6050. Canada, 1-800-528-6060. X831.

**PROFESSIONAL SERVICES**

Call  
**212-512-2556**

**PATENT SERVICES**

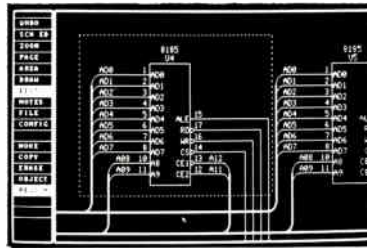
Patentability Searches, Applications & Prosecutions • Marketing • Technology Transfer • Over a decade of service to the inventor.



CALL FOR FREE INFORMATION  
**AMERICAN INVENTORS CORPORATION**  
(800) 338-5656 In MA (413) 568-3753

**COMPUTER SOFTWARE**

**FREE DEMO DISK**



**SCHEMA** is a complete, integrated schematic drawing software package for IBM Personal Computers. Use SCHEMA with your PC to draw schematics and automatically generate design documentation such as Wire and Net Lists, Bills of Materials, Design Rule Checks, etc. SCHEMA is \$495 and supports most common PC hardware configurations. Call or write today for a free demo disk and brochure.

**OMATION, INC.**

1701 N. Greenville Ave., Suite 809  
Richardson, TX 75081  
(214) 231-5167



**RELIABILITY PREDICTION SOFTWARE**

**ARE YOUR PRODUCTS RELIABLE?**

RelCalc 2 automates MIL-HDBK-217D on your IBM PC!  
Very easy to use. Demo package \$25.

**T-CUBED SYSTEMS** 31220 La Baya Drive, #110  
(818) 991-0057 Westlake Village, CA 91362

**SPICE up your PC**

Z/SPICE professional circuit simulation  
Full version \$300 Student version \$79  
**ZTEC** box 737, college place, wa 99324  
(509)-529-7025

**THE BEST Schematic Capture IS ONLY \$495**

- Runs on IBM PC/XT/AT or compatible, supporting most common graphic boards, printers and plotters
- Over 2000 unique library parts
- Part rotation & mirroring
- Rubberbanding of wires & buses when objects are moved
- Supports A through E size sheets
- True unlimited level hierarchy
- Visible grids, 5 zoom levels
- Color & monochrome graphics
- Draws non-orthogonal wires & buses
- Step & repeat with auto increment/decrement of labels
- Powerful keyboard macros & auto panning
- Net/wire list, BOM, design check & library creation utilities

OrCAD gives you so many features, nothing else even comes close. Why settle for anything less? At only \$495 you will discover that OrCAD/SDT is the most powerful and cost effective schematic design tool available. . . at any price!

Call today for your Free Demo Disk and brochure. All orders are shipped from stock for immediate delivery!

OrCAD Systems Corporation  
1049 S.W. Baseline St., Suite 500  
Hillsboro, OR 97123  
(503) 640-5007



**HOT LINE**  
To place your  
Computer Software Ad  
Call Ilene Fader  
**212-512-2984**

# Electronics CAREER OPPORTUNITIES

## Fall 1986 Planning Guide

Issue	Closing	Issue	Closing
October 2	September 15	November 13	October 27
<b>Computer Technology</b> CAD/CAM/CAE		<b>Wescon Preview</b> Bonus Distribution at Wescon <b>Instruments Technology</b> Automatic Test Equipment	
October 16	September 29	November 27	November 10
<b>Technology Outlook</b> <b>Special Issue</b> <ul style="list-style-type: none"> <li>■ Semiconductors</li> <li>■ Communications</li> <li>■ CAD/CAM/CAE</li> <li>■ Packaging &amp; Production</li> <li>■ Test &amp; Measurement</li> <li>■ Industrial Electronics</li> <li>■ Consumer Electronics</li> <li>■ Computers</li> <li>■ Software</li> </ul> <b>Military Technology</b> Military Career Section <i>Postcom Readership Survey</i>		<b>Communications Technology</b> Fiber Optics Special Communication Career Section	
October 30	October 10	December 11	November 24
<b>Software Technology</b> Artificial Intelligence		<b>Semiconductor Technology</b> Linear ICs IEDM Preview <b>Military Technology</b> Special Section: Military Electronics <i>Postcom Readership Survey</i>	
		<b>Computer Technology</b> PC Boards Peripheral Boards	

For more information, contact Susan Barnes-Ronga, National Recruitment Sales Representative, at (212) 512-2787

# THE CHALLENGE



## A Career as a **SECURITY ENGINEER** in the UNITED STATES FOREIGN SERVICE

An extraordinary opportunity for service in electronic surveillance countermeasures, security systems, computer security, and technical administration. Locations include the Washington, D.C. area and embassies and consulates throughout the world. Starting salary range \$20,142 - \$40,834.

Further information and applications may be obtained by writing to:


**Professional Policies and Programs**  
**Bureau of Diplomatic Security**  
DS/PLD/PRP, Room 2426  
U.S. Department of State  
Washington, D.C. 20520

or

**CALL COLLECT:**

**(202) 647-4819**

**An Equal Opportunity Employer**



## A New Chapter Begins in Factory Automation ...Make History With Intel in Phoenix!



Our quest for the new and innovative in state of the art electronics has produced new openings and opportunities unlimited for professionals who want to become a part of Intel's success story. We're seeking can-do CIM specialists to work on challenging projects to automate the worldwide facilities of our Semiconductor Components Group.

Systems Engineers, Developers, and Technologists are being sought to define and develop Cell Control, Material Handling Control, Shop Floor Control, and CAD/CAM integration in a real CIM environment. We are looking for proven achievers with manufacturing knowledge and familiarity with DEC, Intel, and IBM computers in a factory control environment.

Management positions are available at principal and senior levels in the specific areas listed below:

- Database Engineering
- Real Time Programming
- System Design
- Material Handling System Design
- Applications Engineering
- Network Engineering
- Expert System Engineering

In addition to the challenges and visibility associated with the move of this major group to the Valley of the Sun, you'll have the added benefit of living and working in one of the most desirable cities in the Sunbelt.

Consider how you might fit into our new group in sunny Phoenix. For immediate consideration, please call Mike Gore or Charlotte Wells collect at (602) 961-5794 or send your resume to their attention at: Intel Corporation, Dept. 280561, 5000 W. Chandler Blvd., Chandler, AZ 85226. An Equal Opportunity Employer M/F/H.



**JUST PUBLISHED!**

## EASY, RELIABLE SOLUTIONS TO YOUR DESIGN PROBLEMS

**ORDER TODAY!**

Focused strictly on design problems, **CIRCUITS AND SOFTWARE FOR ELECTRONICS ENGINEERS** delivers professional, innovative solutions for your most demanding projects.

**CIRCUITS AND SOFTWARE FOR ELECTRONICS ENGINEERS** covers a vast array of design problems conveniently organized into 25 vital categories by function.

**CIRCUITS AND SOFTWARE FOR ELECTRONICS ENGINEERS** contains hundreds of circuit schematics and computer programs that have been proven to work and meet the highest standards of performance.

**These creative, new ideas and approaches keep you on top of what's happening in the latest circuitry developments.**

So whether you are a design engineer, technician or supervisor—don't take the chance of being less than on top of the latest circuitry developments! Order your copy today!



**Before you tackle your next project, order this valuable resource today!**

Use the coupon or send in your company purchase order.



### Electronics Magazine Books

P.O. Box 541  
Hightstown, NJ 05820  
(609) 426-5070

- Send me \_\_\_\_\_ copy (copies) of **CIRCUITS AND SOFTWARE FOR ELECTRONICS ENGINEERS** for \$19.95 each. U.S. residents please include local sales tax.
- Payment enclosed (postage & handling included)
- Bill me (postage, handling & tax will be added)
- NOTE:** All orders under \$25 will be sent a pro-forma invoice requiring prepayment.
- Bill my company. Purchase order is attached.

Ship to:

Name \_\_\_\_\_

Company \_\_\_\_\_

Street Address \_\_\_\_\_

City \_\_\_\_\_ State \_\_\_\_\_ Zip \_\_\_\_\_

Country \_\_\_\_\_

Please allow four to six weeks for delivery. McGraw-Hill knows you will be satisfied, but if for some reason you're not, there is a ten-day money-back guarantee that applies on all books.

# Advertisers Index

ACS Imports	20	Indiana Dept. of Commerce	49	Qualstar Corporation	16
■ AMP Incorporated	60, 61	Infotek Systems	33	RCA Solid State	94, 95
* Anristu Corporation	2E, 3E	Inmos Corporation	23, 76, 77	* Rohde & Schwarz	5E
Applied Microcircuits Corp.	10, 11	* Iskra	1E	Samtec Inc.	26, 27
‡ Baltimore Gas & Electric	101	* Italtel Technoelectronica	8E	‡ Seiko Instrument	42, 43
Barbados Industrial Development Corp.	87	ITT Cannon	2	Sharp Corporation	62
Beckman Industrial/IPD	8	LeCroy Corporation	9	‡ Sharp Electronics Corporation	34, 35
Behlman Engineering	97	■ Measurement Systems	97	* Siemens AG	34, 35, 41
Cherry Electrical Products Corporation	13	Motorola Semiconductor Products Inc.	6, 7, 38, 39, 105	Soliton Devices Inc.	12
Corptech	80	* Murata Mfg. Co.	99	■ TDK Corporation	3rd C
* CSS GmbH	32A-H	National Instrument Company	102	■ Technipower	88
* Cypress Semiconductor	46, 47	‡ National Microelectronics (UMC Corporation)	98, 99	* Technicomp S.p.A.	6E
■ D.A.T.A. Inc.	88, 92	* NEC Electronics (Europe) GMBH	42	■ Teledyne Relays	75
Data Translation	24	‡ NCR Microelectronics	37	‡ Teradyne Inc.	46, 47
Elcap Electronics Ltd.	92	‡ NET Express	17	Toshiba	4th C
Factron Schlumberger	44, 45	Nicolet	28	‡ Toshiba America Inc. (Memory Div.)	18, 19
* Fujitsu Ltd.	101, 103	■ NKK Switches	50	Varta	100
Georgia Department of Industry & Trade	57	‡ OKI Semiconductor	103	VLSI Technology	14, 15
Glassman High Voltage	111	■ Pennwalt Corporation	78, 79	Wickman Werke	87
Gould AMI	58, 59	* Philips Elcoma	4E	<b>Classified and employment advertising</b>	
Harris Semiconductor	2nd C	* Philips T&M	17, 19	American Inventors Corporation	107
* Harting Elektronik G M B H	37	* Preciconact	18	Omaton Inc.	107
Hewlett Packard Company	1	* Precimation AG	7E	Orcad Systems Corp.	107
Hitachi America Inc. Ltd.	41			T-Cubed Systems	107
				ZTEC	107
				Career Opportunity	
				Intel	109
				U.S. Department of State	108
				■ For more information of complete product line see advertisement in the latest Electronics Buyers Guide	
				* Advertisers in Electronics International	
				‡ Advertisers in Electronics domestic edition	
				□ Advertisers in regional issue	



## Advertising Sales Staff

**Atlanta, Ga. 30319:** Joseph Milroy  
4170 Ashford-Dunwoody Road N.E.  
[404] 252-0626

**Boston, Mass. 02116:**  
M. E. "Casey" McKibben, Jr.  
575 Boylston St.  
[617] 262-1160

633-0155 Mobil Phone  
**Chicago, Ill. 60611:** William J. Walker  
[312] 751-3738

645 North Michigan Avenue  
**Cleveland, Ohio 44113:**  
[216] 496-3800

**Costa Mesa, Calif. 92626:** Fran Cowen  
3001 Red Hill Ave. Bldg. # 1 Suite 222  
[714] 557-6292

**Dallas, Texas 75240:** Harry B. Doyle, Jr.  
5151 Belt Line Road, Suite 907  
[214] 458-2400

**Englewood, Co. 80112:** Harry B. Doyle, Jr.  
7400 South Alton Court Suite 111  
[303] 740-4633

**Houston, Texas 77040:** Harry B. Doyle, Jr.  
7600 West Tidwell, Suite 500  
[713] 462-0757

**Los Angeles, Calif. 90010:** Chuck Crowe  
3333 Wilshire Blvd.  
[213] 480-5210

**New York, N.Y. 10020:**  
Matthew T. Reseska [212] 512-3617  
John Gallie [212] 512-4420

1221 Avenue of the Americas  
**Stamford, Ct. 06902:**  
Albert J. Liedel

777 Long Ridge Road. Bldg. A  
[203] 968-7115

**San Mateo, Ca 94404:**  
Larry Goldstein, Jeffrey C. Hoopes, Paul Mazzacano  
3rd Floor

951 Mariner's Island Blvd.  
[415] 349-4100

**Philadelphia, Pa. 19102:** Joseph Milroy  
Three Parkway, [215] 496-3800

**Pittsburgh, Pa. 15222:** Joseph Milroy  
Suite 215, 6 Gateway Center, [215] 496-3800

**Southfield, Michigan 48075:**  
4000 Town Center, Suite 770, Tower 2  
[313] 352-9760

**San Francisco, Calif. 94111:**  
Larry Goldstein, Jeffrey C. Hoopes, Paul Mazzacano  
425 Battery Street  
[415] 362-4600

**Frankfurt/Main:** Fritz Krusebecker, Dieter Rothenbach  
19 Liebigstrasse, Germany  
Tel: 72-01-81

**Milan:** Manuela Capuano  
1 via Baracchini, Italy  
Tel: 86-90-656

**Paris:** Jean - Christian Acis, Alain Faure  
128 Faubourg Saint Honore, 75008 Paris, France  
Tel: [1] 42-89-0381

**Scandinavia:** Andrew Karnig  
Finnbodavagen  
S-131 31 Nacka  
Sweden

Tel. 46-8-440005  
Telex: 17951 AKA S

**Tokyo:** Hirokazu Morita  
McGraw-Hill Publications Overseas Corporation,  
Kasumigaseki Building 2-5, 3-chome,  
Kasumigaseki, Chiyoda-Ku, Tokyo, Japan  
[581] 9811

**United Kingdom:** Art Scheffer  
34 Dover Street, London W1  
Tel: 01-493-1451

## Business Department

**Thomas E. Vachon**  
Director of Operations  
[212] 512-2627

**Leon Irgang**  
Circulation Director  
[609] 426-5542

**Roseann Lehmann**  
Office Administrator  
[212] 512-3469

Customer Service  
[212] 512-6643

**Frances M. Vallone**  
Mgr./Marketing Adm.  
[212] 512-6058

**Patricia Parks**  
Billing Specialist  
[212] 512-2589

**Thomas M. Egan**  
Production Director  
[212] 512-3140

**Carol Gallagher**  
Production Manager  
[212] 512-2045

**Evelyn Dillon**  
Production Manager Related Products  
[212] 512-2044

## Classified Advertising

[212] 512-2556


## Recruitment Advertising

**Susan Barnes-Ronga**  
[212] 512-2787  
[212] 512-2788

# How Glassman eliminated hundreds of costly pounds from our new, high voltage, 3 kilowatt PH Series power supplies . . .

## we left out the potting compound

Air, the primary insulating medium for all Glassman power supplies, eliminates the need for oil or potting compound. The new PH series, however, takes our technology to new power levels never before attained in this kind of tightly regulated power supply — levels ranging from 0-300 KV @ 10 mA to 0-3 KV @ 1 amp.



## Just look at some of the other advantages of our revolutionary design approach:

- compact modular structure — each module weighs less than 35 pounds and requires only 5 1/4" vertical panel space
- vastly improved serviceability
- constant voltage/constant current operation **standard**
- remote and front panel monitoring and programming of both DC output voltage and current **standard**
- low stored energy for maximum personnel/equipment safety

For specifications and complete information call John Belden at 201-534-9007.

*Innovations in high voltage power supply technology.*

## GLASSMAN HIGH VOLTAGE INC.

Route #22 (East), Salem Industrial Park, P.O. Box 551, Whitehouse Station, N.J. 08889  
(201) 534-9007 • TWX 710-480-2839



Circle 111 on reader service card



## SMART WOMEN KNOW HOW TO MAKE MONEY.

It's easy, with U.S. Savings Bonds. Today's Bonds earn competitive, market-based interest rates—like money market accounts. Plus, there's a guaranteed minimum return and big tax advantages. For more information, call 1-800-US-BONDS.

**U.S. SAVINGS BONDS**

Bonds held less than five years earn a lower rate than the guaranteed minimum. A public service of this publication.

# ELECTRONICS WEEK

## NEC WANTS NEW TRIAL JUDGE

Final disposition of the legal battle between Intel Corp., Santa Clara, Calif., and Japan's NEC Corp. will be delayed for several weeks pending a ruling on NEC's request that the judge in the case be disqualified. U.S. District Judge William A. Ingram, who ruled in September that Intel's microprocessor microcode is covered by copyright law [*Electronics*, Oct. 2, 1986, p. 24], was at the time a member of an investment club that held 60 shares of Intel stock. Ingram, whose share was worth about \$80, said he was not aware of the investment. Still to be decided is whether NEC violated the Intel copyright.

## COUNTERPOINT GETS A NEW DEAL

Its deal to supply AT&T stymied for the moment, Counterpoint Computers has signed an OEM and technical exchange agreement with Multitech Industrial Corp. of Taiwan. Under a three-year, \$20 million agreement, the San Jose, Calif., startup will turn its 68020-based System 19K platform into a server for Multitech's IBM Personal Computer clones. Counterpoint will also have rights to market Multitech's PCs. AT&T has reportedly delayed its plans to market a machine based on the 19K while it coordinates its computer operations more closely with Ing. C. Olivetti of Italy (see p. 40).

## U. S. STARTUP GOES INTO SRAM MARKET

Just when everyone thought the U.S. had virtually abandoned the commodity memory-chip market to offshore producers, a Sunnyvale, Calif., startup comes along to buck the trend—and the odds. MOS Electronics Corp. is introducing a 64-K CMOS static random-access memory for as low as \$10 in 100-unit

orders. The company believes it can compete in that cut-throat market because its submicron technology results in smaller chips and lower production costs.

## VLSI TECHNOLOGY TO SELL MEMORIES

VLSI Technology Inc., a market leader in application-specific integrated circuits, is using an old trick to prove out its fledgling 1.2- $\mu$ m process. The San Jose, Calif., company says it will phase in its new technology by pushing 16-K static random-access memory chips beginning late in the third quarter of 1987. Within a year, however, as its 1.2- $\mu$ m ASIC designs enter production, VLSI says it will already be preparing its exit from the memory market—before the SRAMs become commodity parts.

## ROBOT SALES SOAR, BUT ORDERS LAG

Shipments by U.S. robot manufacturers rebounded strongly during the second quarter after a slowdown early this year, but that growth may be short-lived. The dollar value of robot shipments was up 44% from \$83 million in the first quarter to \$119 million, and new orders rose 74%, from \$73.1 million to \$127 million, during April, May, and June, according to the Robotics Industry Association, Ann Arbor, Mich. The industry's order backlog, however, is not bouncing back as strongly. By June 30, the backlog stood at about \$217 million, up from \$210 million in the first quarter, but nowhere near the \$381 million of a year ago.

## COMPAQ PLANS ASSEMBLY IN ASIA

Compaq Computer Corp. is making its first move toward overseas assembly. The Houston, Texas, company will assemble printed-circuit

boards at a subsidiary in Singapore beginning in the third quarter of 1987, and will return the boards to Texas for system assembly and shipment. Compaq will maintain its board assembly line in Houston for new products, especially those that require fast turnaround to meet market demands. The company says higher costs for memory chips, in part a result of the recent U.S.-Japan semiconductor trade pact, were a factor in the decision.

## TI BACK IN BLACK, BUT LOSES IN CHIPS

Sales rose 5% at Dallas-based Texas Instruments Inc. in the third quarter as the company declared a net gain of \$14 million, compared with an operating loss of \$44.1 million for the same period a year ago. TI says its semiconductor business is recovering from last year's slide, but the chip division still operated "slightly below breakeven for the quarter."

## DATA GENERAL LOSES \$29 MILLION

Data General Corp. reported a \$29 million net loss for its fiscal year 1986, which ended Sept. 27, on sales of \$1.27 billion. Partly responsible for the red ink was a one-time payment of more than \$30 million to Fairchild Semiconductor Corp., the result of a suit in which DG was charged with unfairly bundling software with hardware. The 1986 results compare with a net profit of \$24.3 million on \$1.24 billion in sales in 1985.

## DANA PULLS IN MORE CAPITAL

Less than a year after winning \$11 million in initial funding from venture capitalists, Dana Computer Inc., Sunnyvale, Calif., has secured \$20 million more from Kubota Ltd., a Japanese industrial-equipment maker

that was seeking a route into high technology. In exchange, Kubota gets an equity position in Dana, but not control of the company, says founder Allen H. Michels. Dana is developing a desktop supercomputer that will ship in late 1987.

## EQUATORIAL MAKES MORE STAFF CUTS

Equatorial Communications Co. says it laid off 127 employees because of sluggish sales of its interactive satellite earth stations. The largest of three layoffs this year, the latest move reduced employment at the Mountain View, Calif., company to 428 from January's high of 700. Earlier this month, founder Dean T. Mack resigned as president and chief executive officer and was replaced by cofounder Edwin B. Parker.

## FEW GO TO FALL COMPUTER SHOW

The Fall Joint Computer Conference had plenty of technology papers during its first run at the Informat in Dallas last week, but attendance fell far short of original estimates. Preliminary figures showed only 2,500 people attended the conference, far fewer than the expected crowd of 6,000 to 10,000. Exhibiting companies were left to wonder if the light turnout was a sign of tough times in the industry or lack of interest in the fall conference.

## PHILLIPS WILL BACK THOMSON PACKAGE

Philips International NV of the Netherlands and France's Thomson Semiconducteurs are pushing to make the French company's ISO-TOP package for power semiconductors a worldwide standard. Philips will manufacture the package, which is suited for compact high-power industrial applications, under a Thomson license.

If the card below has already been used, you may obtain the needed information by writing directly to the manufacturer, or by sending your name and address,

plus the Reader Service card number and issue date, to Electronics Reader Service Department, P.O. Box 2713, Clinton, Iowa 52735.

## Electronics

November 13, 1986 This Reader Service Card expires February 13, 1987

Name \_\_\_\_\_ Title \_\_\_\_\_

Phone \_\_\_\_\_ Company \_\_\_\_\_

Street address (company | | or home | | check one) \_\_\_\_\_

City \_\_\_\_\_ State \_\_\_\_\_ Zip \_\_\_\_\_

Signature \_\_\_\_\_ Date \_\_\_\_\_

Was this magazine personally addressed to you? | Yes | No 5 Source of Inquiry Domestic

### Industry classification (check one)

- |  |  |  |
|--|--|--|
| <input type="checkbox"/> A. Computers, Computer Systems and Equipment            | <input type="checkbox"/> F. Test and Measurement Equipment | <input type="checkbox"/> J. Research & Development                   |
| <input type="checkbox"/> B. Communications, Communications Systems and Equipment | <input type="checkbox"/> G. Consumer Products              | <input type="checkbox"/> K. Educational 2-4 Year College, University |
| <input type="checkbox"/> C. Military, Space Systems and Equipment                | <input type="checkbox"/> H. Medical Systems and Equipment  | <input type="checkbox"/> L. Other _____                              |
| <input type="checkbox"/> D. Industrial Systems, Controls and Equipment           | <input type="checkbox"/> I. Software                       | Please specify _____   |
| <input type="checkbox"/> E. Electronics Subassemblies, Components and Materials  |  |  |

### Your principal job responsibility (check one)

- |   |  |  |
|---|--|--|
| <input type="checkbox"/> A. Corporate, Operating and General Management | <input type="checkbox"/> C. Engineering Services | <input type="checkbox"/> E. Manufacturing & Production |
| <input type="checkbox"/> B. Design & Development Engineering            | <input type="checkbox"/> D. Basic Research       | <input type="checkbox"/> F. Other _____                |

### Estimate number of employees (at this location):

1. under 20				2. 20-99				3. 100-999				4. over 1000																			
1	16	31	46	61	76	91	106	121	136	151	166	181	196	211	226	241	256	271	348	363	378	393	408	423	438	453	468	483	498	703	718
2	17	32	47	62	77	92	107	122	137	152	167	182	197	212	227	242	257	272	349	364	379	394	409	424	439	454	469	484	499	704	719
3	18	33	48	63	78	93	108	123	138	153	168	183	198	213	228	243	258	273	350	365	380	395	410	425	440	455	470	485	500	705	720
4	19	34	49	64	79	94	109	124	139	154	169	184	199	214	229	244	259	274	351	366	381	396	411	426	441	456	471	486	501	706	900
5	20	35	50	65	80	95	110	125	140	155	170	185	200	215	230	245	260	275	352	367	382	397	412	427	442	457	472	487	502	707	901
6	21	36	51	66	81	96	111	126	141	156	171	186	201	216	231	246	261	338	353	368	383	398	413	428	443	458	473	488	503	708	902
7	22	37	52	67	82	97	112	127	142	157	172	187	202	217	232	247	262	339	354	369	384	399	414	429	444	459	474	489	504	709	951
8	23	38	53	68	83	98	113	128	143	158	173	188	203	218	233	248	263	340	355	370	385	400	415	430	445	460	475	490	505	710	952
9	24	39	54	69	84	99	114	129	144	159	174	189	204	219	234	249	264	341	356	371	386	401	416	431	446	461	476	491	506	711	953
10	25	40	55	70	85	100	115	130	145	160	175	190	205	220	235	250	265	342	357	372	387	402	417	432	447	462	477	492	507	712	954
11	26	41	56	71	86	101	116	131	146	161	176	191	206	221	236	251	266	343	358	373	388	403	418	433	448	463	478	493	508	713	956
12	27	42	57	72	87	102	117	132	147	162	177	192	207	222	237	252	267	344	359	374	389	404	419	434	449	464	479	494	509	714	957
13	28	43	58	73	88	103	118	133	148	163	178	193	208	223	238	253	268	345	360	375	390	405	420	435	450	465	480	495	510	715	958
14	29	44	59	74	89	104	119	134	149	164	179	194	209	224	239	254	269	346	361	376	391	406	421	436	451	466	481	496	701	716	959
15	30	45	60	75	90	105	120	135	150	165	180	195	210	225	240	255	270	347	362	377	392	407	422	437	452	467	482	497	702	717	960

## YES, please enter my subscription to *Electronics* for the term checked below: Subscription Card

Name \_\_\_\_\_  
 Title \_\_\_\_\_  
 Company \_\_\_\_\_  
 Div. or Dept. \_\_\_\_\_  
 Co. address \_\_\_\_\_  
 City \_\_\_\_\_ State \_\_\_\_\_ Zip \_\_\_\_\_  
 Check here if you wish publication to be sent to home address:  
 Street \_\_\_\_\_  
 City \_\_\_\_\_ State \_\_\_\_\_ Zip \_\_\_\_\_  
 Signature \_\_\_\_\_

Those not qualifying may pay higher than basic price.

	US	CANADA	MEXICO
<input type="checkbox"/> One Year:	\$32	\$ 51 CDN	17,850 Pesos
<input type="checkbox"/> Two Years:	\$55	\$ 86 CDN	29,925 Pesos
<input type="checkbox"/> Three Years:	\$76	\$117 CDN	40,950 Pesos

Payment enclosed  Bill me  
 Charge my subscription to:  AMEX  DC  VISA  
 MC-Bank# \_\_\_\_\_  
 Acct# \_\_\_\_\_ Exp. \_\_\_\_\_  
 Signature \_\_\_\_\_

Subscriptions are normally entered within 2 weeks, but please allow 4 weeks for shipment.

### Please check which best describes your company's business at your location:

- Manufacturing  Distribution  Retailing  Other \_\_\_\_\_
- Indicate the primary product manufactured or services performed at your plant (place applicable letter in box)
- A. Computers, data processing and peripheral equipment, office and business machines  
 B. Communications, data communications, telecommunications systems and equipment  
 C. Navigation and guidance, aircraft and missile systems or equipment (oceanography)  
 D. Test and measurement equipment  
 E. Consumer products (TV, radio, hi-fi, recorders, home computers, appliances)  
 F. Medical, industrial controls, systems or equipment  
 G. Semiconductor production equipment (component insertion, coil winding, etc.)  
 H. Electronic sub-assemblies, components and materials (passive, active components, IC's, discretes, hybrids, power supplies)  
 I. Other manufacturers using electronics equipment as part of their product (machine tools, chemicals, metals, plastics, pharmaceuticals, etc.)  
 J. Government and military  
 K. Independent research and development laboratory or consultant  
 L. Research and development organizations which are part of an educational institution  
 M. Independent software developers  
 N. Operators of communications equipment (utilities, railroads, police and airlines, broadcasting, etc.)  
 O. Educational 2-4 year college, university  
 P. Other \_\_\_\_\_

### Indicate your principal job function, occupation and/or title (place applicable letter in box. If letters O, P, or Q are used, fill in name of college or university):

- A. Corporate Management (Owners, Partners, Presidents, V.P.'s, etc.)  
 B. Operating Management (General Managers, Group Managers, Division Heads, etc.)  
 C. Engineering Management (Project Manager, Chief Engineer, Section Heads, V.P. Engineering, V.P. Research and Development, V.P. Quality Control, etc.)  
 D. Software Engineering  
 E. Systems Engineering/Integration  
 F. Quality Control Engineering (Reliability and Standards)  
 G. Design Engineering  
 H. Engineering Support (Lab Assistants, etc.)  
 I. Test Engineering (Materials, Test, Evaluation)  
 J. Field Service Engineering  
 K. Research and Development (Scientists, Chemists, Physicists)  
 L. Manufacturing and Production  
 M. Purchasing and Procurement  
 N. Marketing and Sales  
 O. Professor/Instructor at \_\_\_\_\_  
 P. Senior Student at \_\_\_\_\_  
 Q. Graduate Student at \_\_\_\_\_

### Indicate your principal job responsibility (place the appropriate number in box)

1. Management 2. Engineering Management 3. Engineering

Estimated number of employees at this location. (check one)  
 1 to 49  50 to 249  250 to 999  over 1,000

Date \_\_\_\_\_ Signature \_\_\_\_\_

All information is required for reentry of subscription

55K1

**For additional information on products advertised, new products or new literature, use these business reply cards.**

Complete entire card.  
Please print or type.

Circle the number on the Reader Service postcard that corresponds to the number at the bottom of the advertisement, new product item, or new literature in which you are interested.

To aid the manufacturer in filling your request, please answer the three questions.

All inquiries from outside the U.S. that cannot reach Electronics before the expiration date noted on the Reader Service postcard must be mailed directly to the manufacturer. The manufacturer assumes all responsibilities for responding to inquiries.


### Subscriptions & Renewals

Fill in the subscription card adjoining this card. Electronics will bill you at the address indicated on the card.

**AFFIX  
POSTAGE  
STAMP  
HERE**

## Electronics

**P.O. BOX NO. 2713  
CLINTON, IOWA 52735**



**NO POSTAGE  
NECESSARY  
IF MAILED  
IN THE  
UNITED STATES**



## BUSINESS REPLY MAIL

FIRST CLASS

PERMIT NO. 55

MARTINSVILLE, NJ

Postage will be paid by Addressee

## Electronics

**CN 807  
MARTINSVILLE, NJ 08836**



# In Surface Mountable Components, TDK Quality Is More Than Skin Deep.

As boards are getting thinner, TDK is helping that diet succeed by providing a variety of extra-slim surface mountable components. Nourished by TDK's expertise in ferrite and ceramic materials, these miniaturized components feed on TDK—developed multi-layerization and multi-functionalism.

How do we know the exact needs of high-quality automated board production? Well, a fair share of the world's automatic mounting equipment—the Avimount series—comes from TDK.



Product name	Type	Shape	Dimensions			Electrical Characteristics
			L (mm)	W (mm)	T (mm)	
<b>Multilayer Ceramic Chip Capacitor</b>	C1508		1.5	0.8	1.0	C: 0.5~470pF, 100~22,000pF
	C2012		2.0	1.25	0.6	C: 0.5~1,800pF
			0.85	1.25	0.6	C: 470~100,000pF
	C3216		3.2	1.6	0.85	C: 0.5~270pF
	C3225		3.2	2.5	1.1	C: 470~220,000pF
	C4532		4.5	3.2	< 1.9	C: 750~8,200pF, 56,000~470,000pF
C5650	5.6	5.0	< 1.9	C: 2,400~18,000pF, 180,000pF~1μF		
<b>Multilayer Ceramic Chip Capacitor (High Frequency, Low Loss)</b>	FC1414		1.4	1.4	1.6	C: 0.5~100pF, 150~3,300pF
	FC2828		2.8	2.8	2.8	C: 0.5~1,000pF, 470~22,000pF
	FR1414		1.4	1.4	1.6	C: 0.5~100pF, 150~3,300pF
	FR2828		2.8	2.8	2.8	C: 0.5~1,000pF, 470~22,000pF
<b>Wound Chip Inductor</b>	NL322522		3.2	2.5	2.2	L: 0.01~220μH
	NL453232		4.5	3.2	3.2	L: 1.0~1,000μH
	NLF453232		4.5	3.2	3.2	L: 1.0~1,000μH
<b>Multilayer Chip Inductor</b>	MLF321606		3.2	1.6	0.6	L: 0.047~220μH
	MLF321611		3.2	1.6	1.1	
	MLF322511		3.2	2.5	1.1	
	MLF322518		3.2	2.5	1.8	
	MLF322525		3.2	2.5	2.5	
<b>Multilayer Chip Transformer</b>	MTT4532		4.5	3.2	2.8 max.	L: 10~200μH
<b>Multilayer Chip IFT</b>	MIA4532		4.5	3.2	2.8	F: 455, 459, 464kHz
	MIF4532		4.5	3.2	2.2	F: 10.7MHz
<b>Multilayer Chip LC Trap</b>	MXT4532		4.5	3.2	2.8 max.	F: fo ±2%
<b>Multilayer Chip LC Filter</b>	HPF (Tuner)	MXF4532H	4.5	3.2	2.8 max.	Electrical characteristics are representative, please specify value when ordering.
	BPF (FM radio)	MXF4532B	4.5	3.2	2.8 max.	
	BPF (VCR)	MXB5050B	5.0	5.0	2.8 max.	
	LPF (VCR)	MXB5050L	5.0	5.0	2.8 max.	
	Equalizer (VCR)	MXB5050E	5.0	5.0	2.8 max.	
	Delay Line (VCR)	MXB5050D	5.0	5.0	2.8 max.	
<b>Multilayer Chip Capacitor Network</b>	MCN7575		7.5	7.5	0.9	C: 1~1,000pF (TC:CH) (10 capacitors) C: 10~1,000pF (TC:SL) (10 capacitors)
<b>Ferrite Chip Beads</b>	CB201209		2.0	1.25	0.9	Zo: 7, 10, 11Ω
	CB321611		3.2	1.6	1.1	Zo: 19, 26, 31Ω
	CB322513		3.2	2.5	1.3	Zo: 31, 52, 60Ω
	CB453215		4.5	3.2	1.5	Zo: 70, 120, 125Ω
<b>SM Active Delay Line</b>	FDL		12.0	9.5	5.6	Delay time: 20~250 nsec.
<b>SM Transformer/Inductor</b>	EE5		7.4	5.3	4.75	Electrical characteristics are representative, please specify value when ordering.
	ER9.5		11.5	9.5	6.3	
	ER11		12.5	11.0	6.3	
	T2		7.0	5.0	2.2	
<b>Step-up Inductor (Piezo Buzzer)</b>	OL3.3×1.6		5.6	5.3	1.6	Inductance values are representative, please specify value when ordering.
	OL3.3×2.1		5.6	3.3	2.1	

See our Surface Mountable Components and other fine products at Wescon/86 November 18~21, booth No. 1451



TDK CORPORATION OF AMERICA HEAD OFFICE 4711 West Golf Road, Skokie, IL 60076. U.S.A. Phone (312) 679-8200 CHICAGO REGIONAL OFFICE Phone (312) 679-8200 LOS ANGELES REGIONAL OFFICE Phone (213) 539-6631 INDIANAPOLIS REGIONAL OFFICE Phone (317) 872-6370 NEW YORK REGIONAL OFFICE Phone (516) 625-0100 SAN FRANCISCO DISTRICT OFFICE Phone (408) 435-8565 DETROIT DISTRICT OFFICE Phone (313) 353-9393 HUNTSVILLE DISTRICT OFFICE Phone (205) 539-4551 GREENSBORO DISTRICT OFFICE Phone (919) 292-0012 DALLAS DISTRICT OFFICE Phone (214) 506-9800 NEW JERSEY DISTRICT OFFICE Phone (201) 736-0023 TDK CORPORATION, TOKYO, JAPAN

Circle 901 on reader service card




## 2,000 sharper-than-ever characters all on a portable LCD display.

Toshiba's newest LCD modules give you 640 × 200 dot displays in a choice of two viewing sizes. One is approximately the size of a magazine, and the other about half that size.

Both sizes put an enormous amount of information on view . . . an array of 80 characters × 25 lines. But still bulk and power consumption are at a minimum. Battery powered, these slim modules interface with various systems through LCD controller without renewing software.

Toshiba's advanced technology has also eliminated surface reflection and developed a sharper contrast which gives a brighter and easier to read viewing screen. And for low light or dark viewing an optional backlightable LCD is available.

These versatile LCDs are ideally suited for applications as displays for personal computers, POS terminals, portable word processors and other display terminals. You can also look to Toshiba with confidence for a wide range of sizes and display capacity to suit your LCD requirements.



TLC-363

TLC-402

### Specifications

	TLC-402	TLC-363B
<b>Display</b>		
Number of Characters	80 × 25 (2,000 characters)	80 × 25 (2,000 characters)
Dot Format	8 × 8, alpha-numeric	8 × 8, alpha-numeric
Overall Dimensions (W × H × D)	274.8 × 240.6 × 17.0 mm	275.0 × 126.0 × 15.0 mm
<b>Maximum Ratings</b>		
Storage Temperature	-20° - 70° C	-20° - 70° C
Operating Temperature	0° - 50° C	0° - 50° C
Supply Voltage	VDD	7 V
	VDD - VEE	20 V
Input Voltage	0 ≤ VIN ≤ VDD	VSS ≤ VIN ≤ VDD
<b>Recommended Operating Conditions</b>		
Supply Voltage	VDD	5 ± 0.25V
	VEE	-11 ± 3V Var.
Input Voltage	High	VDD - 0.5V min.
	Low	0.5V max.
<b>Typical Characteristics (25°C)</b>		
Response Time	Turn ON	300 ms
	Turn OFF	300 ms
Contrast Ratio	3	3
Viewing Angle	15 - 35 degrees	15 - 35 degrees

Design and specifications are subject to change without notice.

# TOSHIBA

Toshiba America, Inc.: Electronic Components Business Sector: Head Office: 2692 Dow Avenue, Tustin, CA 92680, U.S.A. Tel. (714) 832-6300  
Chicago Office: 1101 A Lake Cook Road, Deerfield, IL 60015, U.S.A. Tel. (312) 945-1500  
Toshiba Europa (I.E.) GmbH: Electronic Components Div.: Hammer Landstrasse 115, 4040 Neuss 1, F.R. Germany Tel. (02101) 1580  
Toshiba (UK) Ltd.: Electronic Components Div.: Toshiba House, Frimley Road, Frimley, Camberley, Surrey GU1 165JJ, England Tel. 0275 62222  
Toshiba Electronics Scandinavia AB: Vasagatan 3, 5 TR S-111 20 Stockholm, Sweden Tel. 08-145600

World Radio History