

Electronics

IC's in a military radar: page 58

European electronics markets for 1968: page 71

Designing color-tv for easier repair: page 103

December 25, 1967

\$1.00

A McGraw-Hill Publication

Below: Will Frenchmen buy color tv in 1968? page 71



142 KSS956 44R94 11-67
R KISSLER
BOX 956
MOSES LAKE WA 98037



- 1309-A . . . \$325*
- 10 Hz to 100 kHz, sine or square waves
 - Distortion < 0.05%
 - Output flat $\pm 2\%$ over entire range; 5-V open-circuit output
 - 60-dB attenuator (20 dB/step)



- 1311-A . . . \$225*
- 50 Hz to 10 kHz in 11 fixed steps
 - Distortion < 0.5%
 - 100-V open-circuit output, 4 A short circuit



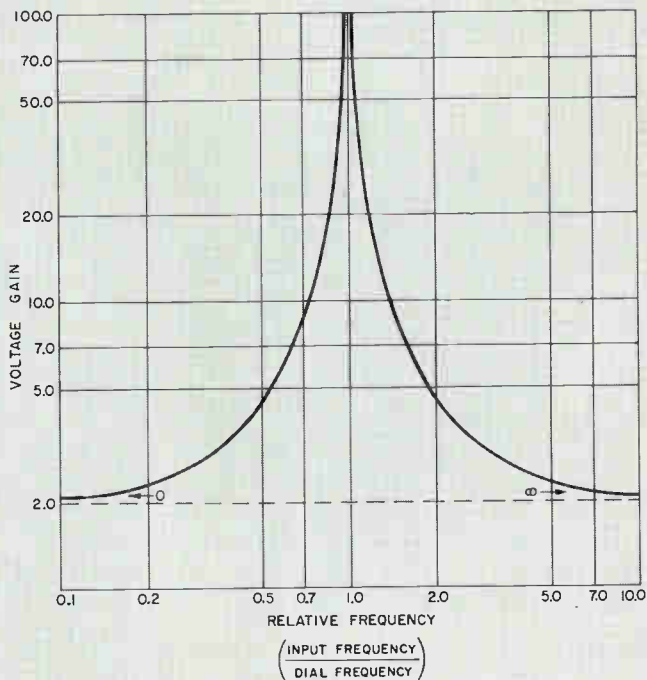
- 1310-A . . . \$325*
- Distortion < 0.25% (even with output shorted)
 - 20-V open-circuit output



- 1313-A . . . \$325*
- 10 Hz to 50 kHz in one range
 - sine or square wave
 - Distortion < 0.5%
 - Output flat to $\pm 2\%$ over entire range; 5-V open-circuit output.
 - 60-dB attenuator (20 dB/step)



*Prices apply only in U.S.A.



These oscillators function as high-Q filters

While oscillating, three of them can function as tunable narrow-band filters . . . hence they can be used at a variety of frequencies to reduce fm and jitter.

They can also serve as frequency-selective amplifiers with a voltage gain of greater than 100 and with effective rejection of noise and harmonics.

They can be locked to a frequency standard for use as high-stability signal sources at test stations. Or, they can be used as frequency multipliers because they can be locked onto a harmonic as easily as they can be locked to a fundamental. They can also furnish sync signals to other instruments.

How can an oscillator do all this? No big secret . . . these RC oscillators are all equipped with a handy "synchronizing jack" . . . another GR first in oscillator design. Put a signal in (1 volt will do) and out comes the same frequency all cleaned up and amplified; or take out the sync signal and use it to trigger a counter or a scope or even another GR RC oscillator. One other thing — they're great when used as just oscillators.

GENERAL RADIO
 W. Concord, Massachusetts 01781

Circle 900 on reader service card

A better V-F Converter? Look no farther.



Take this voltage-to-frequency converter, couple it with your electronic counter—and you have a highly accurate, low-level integrating digital voltmeter with high rejection of superimposed and common mode noise. Use it with a preset counter and you can scale or normalize analog signals. Or integrate signals crossing zero with a reversible counter. Use two converters for ratio.

The Hewlett-Packard 2212A is more accurate, stable and linear, faster responding, smaller than any other V-F converter on the market. Input ranges down to 10 mV for 100 kHz output. Bipolar response with polarity output. 120 dB common mode rejection. And the 2212A is immediately available. Price, \$995.

Call your local HP field engineer for complete specifications, or write Hewlett-Packard, Palo Alto, California 94304; Europe: 54 Route des Acacias, Geneva.

HEWLETT  PACKARD

06720

THE SWEEPER THAT THE USER DESIGNED

Snap, Snap!

One snap of the positive-locking rear handle and the RF module plug-in is installed, ready to provide superior performance over the frequency range your application requires.

Another snap and the full 13-inch frequency scale is in, giving you highest resolution of the chosen frequency range.

These are just two examples of user-oriented design that went into the Hewlett-Packard 8690 Series Sweep Oscillators to make them unparalleled for convenience and ease of use. This plug-in design results in an instrument only 8¾-inches high, yet the front panel is free from congestion. Push-button function selection and logical grouping of controls and indicators permit simple, straight-forward, error-free operation.

And for versatile performance to meet all your swept measurement needs, there's START/STOP, MARKER, and calibrated ΔF sweeps, all of which offer highest accuracy, linearity and resolution.

Choose plug-in RF modules from 1 to 40 GHz and 0.1 to 110 MHz. PIN diode modulation leveling is available from 1 to 12.4 GHz. Model 8690 main frame is \$1550, RF plug-ins start at \$1575. Price depends on modulation and frequency range.

For more information on the sweeper that's a snap to use, call your local HP field engineer or write Hewlett-Packard, Palo Alto, California 94304; Europe: 54 Route des Acacias, Geneva.

HEWLETT  PACKARD



News Features

Probing the News

- 103 Tv design—the repairman's headache
107 Inside the velvet glove . . .

Electronics Review

- 39 Space electronics: The old reliables
39 Consumer electronics: Errors of emission
40 Computers: Negative thinking
41 Manufacturing: Computer for the mask
42 Industrial electronics: Drill commander
42 Instrumentation: More than a calculator
44 Avionics: Straighten up, fly right
46 For the record

Electronics Abroad

- 161 International: Backtalk
161 Japan: Countdown; Video chip
163 West Germany: On the track
164 Sweden: Sweeping change
164 Great Britain: Filling a vacuum

New Products

- 115 Lab-precision readings
beef up automated tests
121 New components review
121 New components: Taking the shakes
out of tuned circuits; Wide-awake
idea for sleeping ease
125 New semiconductors review
125 New semiconductors: Fast-moving
triacs break into midfield
129 New instruments review
129 New instruments: Turning a deaf
ear to clutter; Filter out back
purifies signal
133 New subassemblies review
133 New subassemblies: Pick your
voltage—fast
137 New industrial electronics review
137 New industrial electronics: Coffee,
tea, or an empty cup?
141 New microwave review
141 New microwave: Instant bandwidth
spans five octaves

Title R registered U.S. Patent Office; © copyright 1967 by McGraw-Hill Inc. All rights reserved, including the right to reproduce the contents of this publication, in whole or in part.

Technical articles

Integrated electronics 58

Integrated circuits in action, part 8 Spotting targets on the wing

By exploiting the size and cost advantages of IC's, engineers can use a new technique of signal sampling to build an airborne moving-target radar
Robert J. Berg and Paul N. Marshall
General Electric Co.

Circuit design 66

Designer's casebook

- Pocket-size analog computer divides and multiplies
- Operational amplifier overcomes voltmeter loading
- Feedback protects amplifier during load failures
- Varying capacitor charge-up controls multivibrator's range

Marketing 71

Forecast is cloudy but warmer

Electronics' reporters and editors examine market and technology trends in 13 countries

- | | |
|-------------------|----------------|
| 73 West Germany | 89 Sweden |
| 77 France | 90 Switzerland |
| 80 United Kingdom | 91 Spain |
| 83 Italy | 92 Denmark |
| 86 Netherlands | 92 Portugal |
| 87 Belgium | 93 Yugoslavia |
| | 94 Russia |

95

European electronics markets: 1968

Statistical estimate of electronics markets in 11 countries of Europe

Annual index 149

Index of articles

A listing of technical articles, authors, and news stories published in Electronics in 1967

Departments

- | | |
|---------------------------|----------------------------|
| 4 Readers Comment | 53 Washington Newsletter |
| 8 People | 144 New Books |
| 14 Meetings | 146 Technical Abstracts |
| 16 Meeting Preview | 148 New Literature |
| 23 Commentary | 149 Annual Index |
| 25 Electronics Newsletter | 157 Newsletter from Abroad |

Electronics

Editor-in-Chief: Lewis H. Young

Associate managing editors

Technical: Donald Christiansen
News: Robert Henkel
Copy: Sally Powell

Senior associate editors

Joseph Mittleman, Stephen E. Scrupski, Harry R. Karp

Department editors

Advanced technology: Stephen E. Scrupski
Avionics & Space: Alfred Rosenblatt
Computers: Wallace B. Riley
Communications: William Buccì
Consumer electronics: John D. Drummond
Design theory: Joseph Mittleman
Industrial electronics: Harry R. Karp
Instrumentation: Carl Moskowitz
New Products: William P. O'Brien, Stephen Fields
Solid state: Mark B. Leeds
Staff writer: Peter Schuyten

Section editors

Electronics abroad: Arthur Erikson
Electronics review: Stanley Zarowin
New Products: H. Thomas Maguire
Probing the news: Eric Aiken

Regional bureaus

Domestic

Boston: James Brinton, manager; Robin Carlson
Los Angeles: Lawrence Curran, manager; June Ranill
New York: Howard Wolff, manager
San Francisco: Walter Barney, manager
Washington: Robert Skole, manager; William D. Hickman, Paul Dickson, Patricia C. Hoehling

Foreign

Bonn: John Gosch
London: Michael Payne
Tokyo: Charles Cohen

Copy editors

James Chang, Frederick Corey

Graphic design

Art director: Saul Sussman
Assistant art directors: Ann Mella, Valerie Betz
Production editor: Arthur C. Miller

Editorial secretaries: Claire Benell, Lynn Emery, Kay Fontana, Patricia Gardner, Lorraine Longo, Barbara Razulis, Frances Vacca

McGraw-Hill News Service

Director: John Wilhelm; Atlanta: Fran Ridgway; Chicago: James Rubenstein;
Cleveland: Arthur Zimmerman; Dallas: Marvin Reid;
Detroit: J. Wirgo; Houston: Robert E. Lee; Los Angeles: Michael Murphy, Gerald Parkinson
Pittsburgh: Louis Gomolak
San Francisco: William F. Arnold
Seattle: Ray Bloomberg; Washington: Arthur L. Moore, Charles Gardner,
Herbert W. Cheshire, Seth Payne, Warren Burkett, James Canan, William Small

McGraw-Hill World News Service

Bonn: John Johnsrud; Hong Kong: Don Kirk; London: John Shinn;
Mexico City: Bruce Cross; Milan: Ronald Taggiasco;
Moscow: Howard Rausch; Paris: Peter Kilborn;
Rio de Janeiro: Wes Perry; Tokyo: Marvin Petal

Reprints: Susan Nugent

Circulation: Milton Drake

Publisher: Gordon Jones

Electronics: December 25, 1967, Vol. 40, No. 26

Published every other Monday by McGraw-Hill, Inc. Founder: James H. McGraw 1860-1948.
Printed at 99 North Broadway, Albany, N.Y. 12207; second class postage paid at Albany, N.Y.

Executive, editorial, circulation and advertising addresses: McGraw-Hill Building, 330 W. 42nd Street
New York, N.Y. 10036. Telephone (212) 971-3333. Teletype TWX N.Y. 710-581-4235. Cable address:
MCGRAWHILL N.Y.

Subscriptions solicited only from those professionally engaged in electronics technology. Subscription rates:
qualified subscribers in the United States and possessions and Canada, \$8.00 one year, \$12.00 two years,
\$16.00 three years; all other countries \$25.00 one year. Non-qualified subscribers in the U.S. and
possessions and Canada, \$25.00 one year; all other countries \$50.00. Air freight service to Japan \$50.00
one year. Single copies: United States and possessions and Canada, \$1.00; all other countries, \$1.75.

Officers of McGraw-Hill Publications: Joseph H. Allen, President; Bayard E. Sawyer, Executive Vice-President;
J. Elton Tuohig, Senior Vice-President-Operations; Vice Presidents: John R. Callahan, Editorial;
John M. Holden, Marketing; Paul F. Cowie, Circulation; Angelo R. Venezian, Production; Jerome D. Luntz,
Planning & Development; Robert M. Wilhelm, Controller.

Officers of the Corporation: Donald C. McGraw, Chairman of the Board; Shelton Fisher, President;
L. Keith Goodrich, Robert E. Slaughter, Executive Vice Presidents; Donald C. McGraw, Jr.,
Senior Vice-President; John J. Cooke, Vice-President & Secretary; John L. McGraw,
Vice-President & Treasurer.

Title © registered in U.S. Patent Office; © Copyright 1967 by McGraw-Hill, Inc. All rights reserved. The contents
of this publication may not be reproduced either in whole or in part without the consent of copyright owner.

Subscribers: The publisher, upon written request to our New York office from any subscriber,
agrees to refund that part of the subscription price applying to copies not yet mailed.
Please send change of address notices or complaints to Fulfillment Manager; subscription
orders to Circulation Manager. Electronics at address below. Change of address notices
should provide old as well as new address, including postal zip code number. If possible,
attach address label from recent issue. Allow one month for change to become effective.

Postmaster: Please send form 3579 to Fulfillment Manager, Electronics,
P.O. Box 430, Hightstown, New Jersey 08520

Readers Comment

Setting it straight

To the Editor:

Several errors crept into our article "An all-in-one process for building junctions" [Nov. 13, p. 113] during editing.

The main error was the implication that this article was intended to describe vapor-phase growth in general. Instead, it pertained only to the approach used at RCA Laboratories. In contrast, the most widely used growth technique employs $AsCl_3$, which is a liquid and not a gaseous reagent. And typically, p-n junctions are not introduced during the continuous growth process.

Another error was made in calling autodoping "the diffusion of dopants from one portion of the device to another." In the vapor-phase growth of GaAs, autodoping typically is caused by transport of impurities through the gas stream, and not by diffusion.

Leonard R. Weisberg
James J. Tietjen

RCA Laboratories
Princeton, N.J.



■ There was a typographical error in the brightness value achieved with the light emitting diode in which RCA's vapor phase process was used to provide a phosphorus-rich layer. Instead of 135 foot-lamberts, the brightness should have been given as 315 foot-lamberts.

Attainable goal

To the Editor:

I would like to comment on the story "Tape recorder snags space data link" [Oct. 2, p. 26]. The Advanced Space-Ground Link Subsystem program was actually let for bids three times. Responsive bids are believed to have come from at least three companies.

One thing is certain. Orion Products Co. did submit a proposal for the 20-megabit-per-second tape recorder. In fact, we offered 24 megabits. Industry certainly must yield to the decision of contracting offices with regard to the appropriateness of a need. However, I



Tracks down envelope delay ...

Undetected envelope (or group) delay can easily derail a digital data transmission. Bit-by-bit that pristine formation crumples. Down the line, someone ends up with a mess instead of a message. To keep the data train properly coupled, you need precise information about phase-shift-versus-frequency characteristics of your carrier. The kind of information you can get express from a Sierra Model 340B Envelope Delay Test Set.

Model 340B pinpoints relative delay to $\pm 20,000 \mu\text{sec}$ on a big, direct single-range digital counter. Resolves it to $1.0 \mu\text{sec}$. On a second digital counter, it displays frequency with 10-Hz resolution. Range of 300 Hz to 110 kHz spans voice channel through group frequencies. Measurement modes include end-to-end, loop-back, or end-to-end with return reference path.

Modulation frequency of 25 Hz, usable over full range, resolves fine-grain deviations separated by as little as 50 Hz. Alternative 250-Hz modulation resolves delay to $0.1 \mu\text{sec}$. Price, with one modulation frequency, \$4,750.

Ask for more data, and watch us pour on the coal. Write Sierra, 3885 Bohannon Drive, Menlo Park, California 94025.

clears the track for digital data wave trains



PHILCO-FORD CORPORATION
Sierra Electronic Operation
Menlo Park, California • 94025

Circle 5 on reader service card

70 db

DYNAMIC RANGE


5 μ V

SENSITIVITY

10 Hz

RESOLUTION

Panoramic Model SSB-50-1

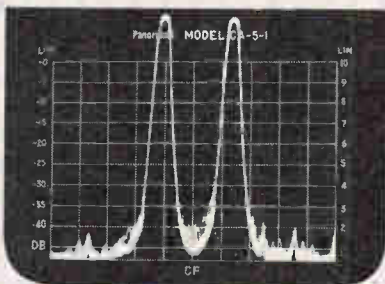


New 3-dimension Spectrum Analyzer performance in SSB measurement

Now you can measure in-band distortion products down to 70 db below peak levels, with the new Panoramic Model SSB-50-1 Spectrum Analyzer.

And, you get this wider dynamic range with uniform 5 μ V sensitivity from 2 MHz to 40 MHz; usable to beyond 200 MHz at reduced sensitivity.

The system's high stability permits 10 Hz resolution, with steep skirt selectivity, over the full frequency range.



2-tone IM distortion test: Freq. scale of 700 Hz/div. Tone spacing of 1750 Hz. Both tones deflected 30 db over full-scale log. 3rd order distortion pips visible at -70 db and approx. -73 db.

An image and spurious free up-converter extends the frequency range to 10 Hz and provides unambiguous display of audio, base-band or IF signals. A low-distortion 2-tone audio signal generator supplies modulating signals to equipment under test.

The highly linear response of the completely solid-state Panoramic SSB-50-1 makes it ideal for monitoring and dynamically analyzing odd- or even-order AF/RF components of narrow-band SSB, AM, FM, and multiplexed FSK signals. Its versatility is also increased by the capability to accept other Panoramic plug-in modules for special-purpose measurements.

Call or write, today, for a demonstration or complete technical data.

SINGER

INSTRUMENTATION

PANORAMIC • EMC • EMPIRE • GERTSCH • SENSITIVE RESEARCH

THE SINGER COMPANY, METRICS DIVISION • 915 Pembroke Street, Bridgeport, Conn. 06608, U.S.A. • Phone (203) 366-3201 • TWX 710-4533483

should like to emphasize the fact that 20-megabit capabilities do exist within industry.

As a matter of fact, the approach Orion suggested was based upon three technologies of which you may not be aware.

- Instrumentation adaptations of the Newell concept are being developed. Orion is prepared to demonstrate longitudinal tape speeds in excess of 1,000 inches per second.

- Longitudinal pulse-code-modulation bit-packing densities of 24,000 bit per inch and $1/10^7$ reliability have been developed, demonstrated, and reported to the defense community by Orion.

- Magnetic-head technology appropriate for the exploitation of the above two concepts has been developed and evaluated.

Combining the above three provides the key to 20-megabit rates and more. Although I have no knowledge of the priority the Government places upon attaining goals such as these, I do wish to state that this goal can be reached.

Jack K. Willis

President

Orion Products Co.
Sunnyvale, Calif.

Credit is due

To the Editor:

The research reported in "Programmable logic arrays—cheaper by the millions" [Dec. 11, p. 90] was sponsored in part by, but does not necessarily constitute the opinion of, the Air Force Cambridge Research Laboratories, Office of Aerospace Research, under contract AF 19(628)-5828.

Also the reference to cellular logic, included in the article as

background, should have been credited to Stanford Research Institute, not Stanford University.

Sven E. Wahlstrom

Computer Techniques Laboratory
Stanford Research Institute
Menlo Park, Calif.

Two of a kind

To the Editor:

On page 26 of your Nov. 27 issue, you report that a "mechanically despun antenna, developed at Hughes, was first flown this month on the Applications Technology Satellite 3, and one is being developed by Sylvania for Comsat's Intelsat 3 satellite that is scheduled to be launched next year."

Actually, the ATS 3 and Intelsat 3 antennas are both Sylvania developments.

James J. Lanigan

Sylvania Electronic Systems
Waltham, Mass.

Wrong order

To the Editor:

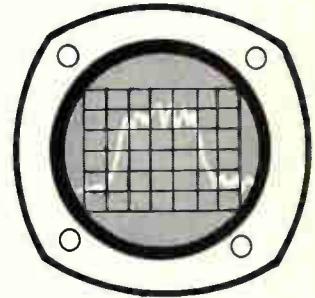
The article "Picture looks brighter for computer displays," [Oct. 16, p. 165] contains one misinterpretation.

Although the two airline seat reservation systems currently in preparation (by Burroughs for Trans World Airlines and by Univac for United Airlines) will indeed use large numbers of alphanumeric displays, as your story indicates, it is our understanding that the two computer makers plan to build the units themselves. They have not placed any order for such equipment with the Conrac Corp.

Albert L. Landsperger

Conrac Corp.
New York

Make your oscilloscope display linear in db



with the new 120 db ultra-fast LOGARITHMIC CONVERTER

This new logarithmic converter provides two unique features: The 120 db dynamic range (one-million-to-one) allows full coverage of virtually any phenomena in a single range. The microsecond response of the PM 1002 makes it the first logarithmic converter fast enough to work with oscilloscopes, integrating digital voltmeters or high speed graphic recorders.

Small, solid state, rugged, and drift free, the PM 1002 is invaluable for all types of ratio measurements and for applications where dynamic range is unknown.



Let us prove it
—write or call

\$660.00

PM PACIFIC
MEASUREMENTS
INCORPORATED

940 INDUSTRIAL AVENUE,
PALO ALTO, CALIFORNIA
(415) 328-0300

SUBSCRIPTION SERVICE

Please include an Electronics Magazine address label to insure prompt service whenever you write us about your subscription.

Mail to: Fulfillment Manager
Electronics
P.O. Box 430
Hightstown, N.J. 08520

To subscribe mail this form with your payment and check new subscription renew my present subscription

Subscription rates: qualified subscribers in the U.S.: 1 year \$8; two years, \$12; three years, \$16. Non-qualified: 1 year \$25. Subscription rates for foreign countries available on request.

CHANGE OF ADDRESS

ATTACH
LABEL
HERE

If you are moving, please let us know five weeks before changing your address. Place magazine address label here, print your new address below.

name _____

address _____

city _____

state _____

zip code _____

specified more than ever before



PRINTED CIRCUIT CONNECTORS

RELIABLE...VERSATILE...

Methode offers the variety of contact designs, styles and sizes to meet every electronic requirement...sensible prices, with deliveries keyed to critical production schedules. Whether your needs are of a military or commercial nature, standard or special...always specify Methode!

Write for illustrated catalog with full engineering specifications.



Connector Division

Methode Electronics, Inc.

7447 W. Wilson Ave.

Chicago, Illinois 60656 • 312/867-9600

People

Five or six years may elapse between development of a theory and its application, "and it's time to narrow the gap,"

says **O. Hugo Schuck**, new director of the Office of Control Theory and Application at NASA's Electronics Research Center, Cambridge, Mass.



O. Hugo Schuck

Why the gap? "Engineering education is too theoretical, research could be better directed, and theory already on hand too often gathers dust," Schuck feels. He began thinking about the "application gap" while director of research at Honeywell Inc. and became conscious of some of its causes while serving as a visiting professor of aeronautics and astronautics at Stanford University last year. Schuck, who is president of the American Automatic Control Council, notes that "control engineers are among the most restive and articulate" about the gap.

At NASA, Schuck will try to narrow the gap. He wants industry, schools, and Government agencies to allow experienced, promising engineers time for a sabbatical at the space center, where they could absorb the agency's rarefied theory and, hopefully, apply it to down-to-earth problems. Since the center is just across the street from the Massachusetts Institute of Technology, the sabbatical could also include an opportunity for graduate study.

Schuck hopes this exposure will help bridge the applications gap and cites as an example the possible use of fluidics in simple autopilots for light planes. "Flight control in general could profit by studying NASA's techniques of guidance and trajectory analysis," he says.

Schuck feels that "many of the engineers we're turning out today are literally afraid to get their hands dirty—it's time we erased the idea that 'you're safe as long as you stay on paper.'" Instead of



AT VOA-GREENVILLE, N.C., MACHLETT ML-7482 VAPOR COOLED TRANSMITTING TUBES HAVE JUST LOGGED 645,000 HOURS.

Where dependable, high power counts — as at the Voice of America's 4.8 megawatt Greenville, N. C., relay station — specify Machlett transmitting tubes.

Available now: the new short form catalog from The Machlett Laboratories, Inc., 1063 Hope Street, Stamford, Conn. 06907.



THE MACHLETT LABORATORIES, INC.

A SUBSIDIARY OF RAYTHEON COMPANY

Sprague delivers Tape Cores



Our Tape Cores come in thirty sizes from $\frac{5}{8}$ to 6 inch O.D., offer a choice of core materials, and have standard phenolic or hermetically-sealed epoxy-coated aluminum cases. Most are available for off-the-shelf delivery. Shouldn't you wind up with Sprague?

For complete technical data, write for Bulletin Series 51000 to Technical Literature Service, Sprague Electric Company, 35 Marshall Street, North Adams, Massachusetts 01247

SPRAGUE COMPONENTS

MAGNETIC COMPONENTS
CAPACITORS
TRANSISTORS
RESISTORS
THIN-FILM MICROCIRCUITS
INTEGRATED CIRCUITS

INTERFERENCE FILTERS
PACKAGED COMPONENT ASSEMBLIES
FUNCTIONAL DIGITAL CIRCUITS
PULSE TRANSFORMERS
CERAMIC-BASE PRINTED NETWORKS
PULSE-FORMING NETWORKS



Sprague and "S" are registered trademarks of the Sprague Electric Co.

People

learning only theory, engineers should be taught to apply it, he says.

In the two years that the Monsanto Co. has been in the electronic instrument field, it has concentrated on digital read-out gear, such as counter-timers and digital voltmeters. With the naming of **Philip Emile** as head of a new special development group within its Electronics Technical Center, Monsanto plans to broaden its product base.



Philip Emile

Emile declines to be specific about the new products he is considering, but it's likely, considering his background, that they'll be in the display and high-speed measuring field.

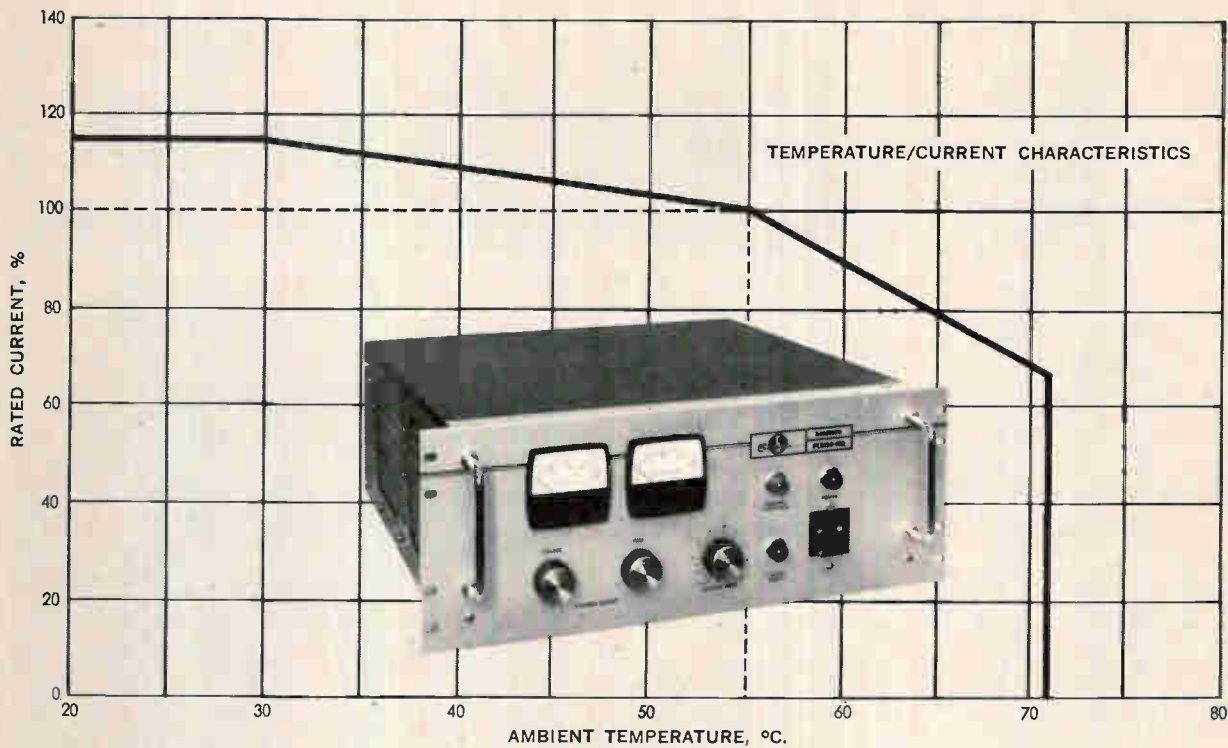
Before joining Monsanto, the 33-year-old Emile was supervisor of nanosecond engineering at General Applied Science Laboratory Inc. of Westbury, N.Y. His background also includes extensive work on oscilloscopes.

Operating principle. His basic task, explains Emile, is to screen out those one-time development projects from Government and industry contracts, find a unique technique developed for them, and try to apply this technique to a new product.

The new group is already carrying out this principle. It is developing a special instrumentation system for the Atomic Energy Commission. The immediate fallout for a possible new product is a device that can slow down any high-speed, single-shot phenomena for processing by a remote display and recording facility.

"What's unique about our work," he explains, "is that our system does it (the processing) at lower frequencies than previously possible."

Another item of major interest to Emile, recently under extensive study at Monsanto, is light-emitting diodes, for either digital or analog displays.



Sorensen DCR Series now with temperature capability to 71°C.

Sorensen Wide Range Power Supplies to 20 kW.

Sorensen's wide range DCR Series has been up-dated and improved. What's new about the DCR's? They are now 100% silicon; ambient temperature capability is now to 71°C. • Four 3-phase models have been added extending power capability to 20 kW; 24 models are now available with ranges up to 300 volts. • Multiple mode programming—voltage/current/resistance. • Voltage regulation, line and load combined, is $\pm 0.75\%$ for most models • Constant current range 0 to rated current. • DCR's meet MIL-I-26600 and MIL-I-6181

specifications and conform to proposed NEMA standards. • Front panel indicator for voltage/current crossover. These features of the improved DCR (model numbers will have an "A" suffix) are offered at no increase in price. For DCR details, or for data on other standard/custom power supplies, AC line regulators or frequency changers, call your local Sorensen rep, or write: Raytheon Co., Sorensen Operation, Richards Avenue, Norwalk, Connecticut 06856. Tel: 203-838-6571.

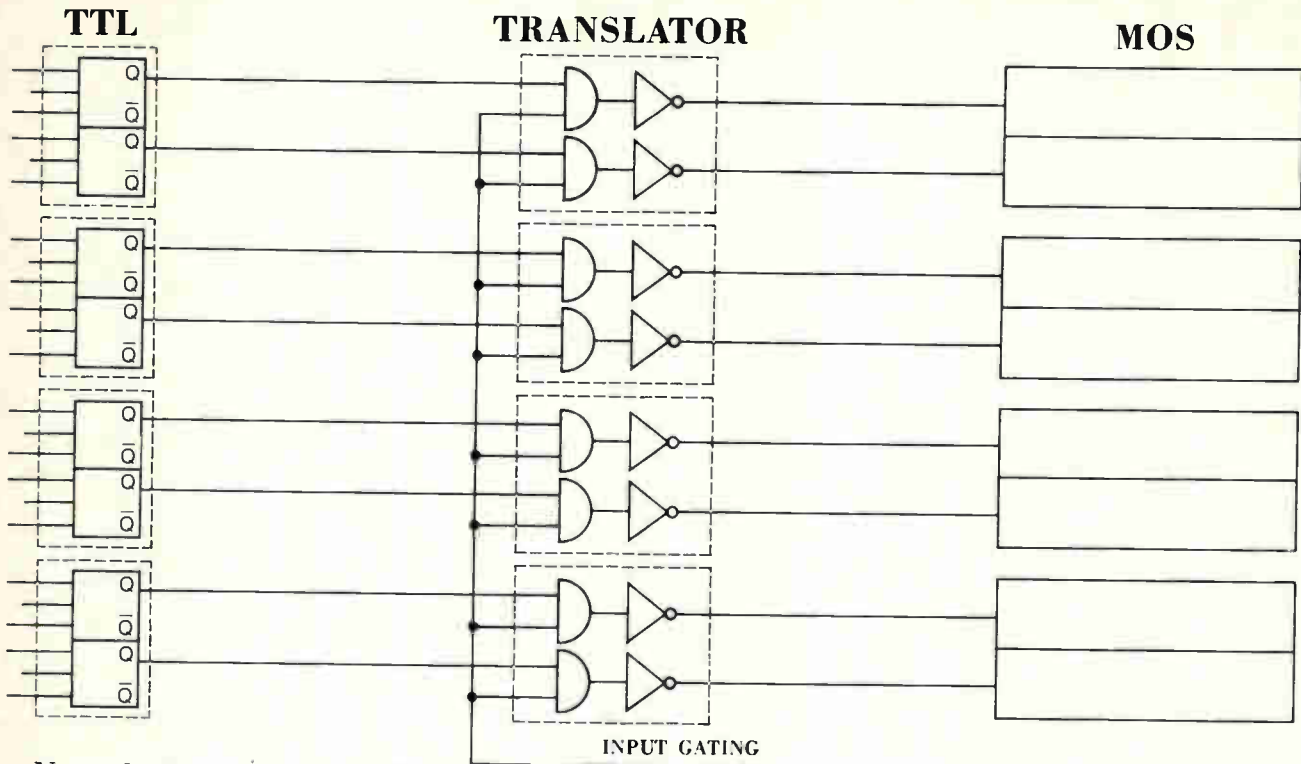
MODEL SELECTION CHART

Voltage	Amps.	Model	Price	Amps.	Model	Price	Amps.	Model	Price	Amps.	Model	Price
0- 20	125	DCR 20- 125A	\$1140	250	DCR 20- 250A	\$1550	—	—	—	—	—	—
0- 40	10	DCR 40- 10A	360	20	DCR 40- 20A	550	35	DCR 40- 35A	\$ 750	60	DCR 40-60A	\$ 915
0- 40	125	DCR 40- 125A	1390	125	DCR 40- 250A	2290	500	DCR 40-500A	3750	—	—	—
0- 60	13	DCR 60- 13A	525	25	DCR 60- 25A	850	40	DCR 60- 40A	990	—	—	—
0- 80	5	DCR 80- 5A	360	10	DCR 80- 10A	580	18	DCR 80- 18A	850	30	DCR 80-30A	925
0-150	2.5	DCR 150- 2.5A	360	5	DCR 150- 5A	580	10	DCR 150- 10A	830	15	DCR 150-15A	890
0-300	1.25	DCR 300-1.25A	390	2.5	DCR 300- 2.5A	580	5	DCR 300- 5A	795	8	DCR 300- 8A	890



Circle 11 on reader service card

Mating game:



New DM7501 dual JK flip flop used as a TTL shift register for an 8-bit word.
 Monolithic.
 Hermetically sealed.
 SN5473 equivalent.
 Price: \$8.80 (100-999), \$4.00 for commercial DM-8501 (SN7473 equivalent).
 Immediate delivery.
 Circle Number 481.

New DM7800 dual voltage translator to change bi-polar logic voltage levels to MOS logic voltage levels.
 Monolithic.
 Gated inputs.
 Input voltage levels DTL- and TTL-compatible.
 Output levels variable between +25V and -25V.
 Price: \$15.00 (100-999), \$10.00 for commercial DM-8800.
 Immediate delivery.
 Circle Number 482.

New dual 100-bit dynamic shift register stores one hundred 8-bit words at 15¢ per bit in electronic "drum" memories.
 1 MHz operation.
 Price (100-999): \$60.00; MM406 full temp, \$30.00; MM506 commercial.
 Immediate delivery.
 Circle Number 483.

Data sheets, a list of distributors and a picture postcard of Niagara Falls are yours for the circling.

Or write: National Semiconductor Corporation
 2975 San Ysidro Way
 Santa Clara, Calif. 95051

National Semiconductor

There always has to be a winner—and when it comes to all-purpose sweep signal generators, the Jerrold Model 900-C is a shoo-in.

Measure a *narrow* band circuit (sweepwidth down to 10 kHz) or check the *entire* coverage of broad band units such as mixers, amplifiers, or filters (sweepwidths up to 400 MHz). Design, test or measure a variety of VHF, UHF, narrow and wide band devices in the frequency range 500 kHz to 1200 MHz... and do it with incomparable ease and accuracy. Here is convenience only an all-purpose sweeper can provide.

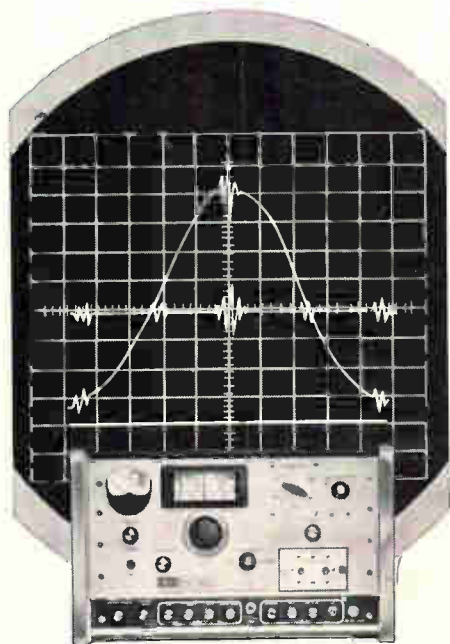
The 900-C and ultra-reliable Measurement-by-Comparison techniques permit accurate and simple measurement of gain, loss, and VSWR. You can disregard variables such as nonlinearity of detectors, oscilloscope drift, and line voltage variations.

If you need more convincing, send for complete data—or contact us for a demonstration. Write Government and Industrial Division, Jerrold Electronics Corporation, 401 Walnut St., Philadelphia, Pa. 19105.

JERROLD

clean sweep!

IN TEST,
MEASUREMENT,
AND
DESIGN



Meetings

Meeting of the National Society of Professional Engineers, Shoreham Hotel, Washington, Jan. 9-13.

Symposium on Reliability, IEEE; Sheraton-Boston Hotel, Boston, Jan. 16-18.

Power Meeting, IEEE; Statler-Hilton Hotel, New York, Jan. 28-Feb. 2.

Defense Contract Administration Service, American Society for Quality Control; Jack Tar Hotel, Clearwater, Fla., Feb. 10.

Aerospace and Electronic Systems Convention, IEEE; International Hotel, Los Angeles, Feb. 13-15.

International Solid-State Circuits Conference, IEEE; Sheraton Hotel, Philadelphia, Feb. 14-16.*

Scintillation and Semiconductor Counter Symposium, IEEE; Shoreham Hotel, Washington, Feb. 28-March 1.

International Convention and Exhibition, IEEE; New York Coliseum and New York Hilton Hotel, New York, March 18-21.

Symposium on Microwave Power, International Microwave Power Institute; Statler Hilton Hotel, New York, March 21-23.

Joint Railroad Conference, IEEE; Conrad Hilton Hotel, Chicago, March 27-28.

International Magnetics Conference, IEEE; Sheraton Park Hotel, Washington, April 3-5.

Business Aircraft Meeting and Engineering Display, Society of Automotive Engineers; Broadview Hotel, Wichita, Kan., April 3-5.

Telemetry Conference, IEEE; Shamrock Hilton Hotel, Houston, April 9-11.

International Pulse Symposium, International Federation of Automatic Control; Budapest, Hungary, April 9-11.

Symposium on Law Enforcement Science and Technology, IIT Research Institute; Chicago, April 16-18.

Southwestern Conference and Exhibition, IEEE; Sheraton Lincoln Hotel, Houston, April 17-19.

Frequency Control Symposium, U.S. Army Electronics Command; Shelburne Hotel, Atlantic City, N.J., April 22-24.

Region III Meeting, IEEE; Fontainebleau Motor Hotel, New Orleans, April 22-24.

Relay Conference, National Association of Relay Manufacturers and School of Electrical Engineering, Oklahoma State University; Stillwater, Okla., April 23-24.

Short Courses

ECAP workshop, University of Wisconsin's College of Engineering, Madison, Wis., Jan. 25-26; \$65 fee.

Lasers and their engineering applications, University of California's College of Engineering, Berkeley, Calif., Feb. 26-March 1; \$250 fee.

Computer-aided instruction, The American University's Center for Technology and Administration, Washington, April 1-4; \$175 fee.

Call for papers

Seminar in Depth on Modulation Transfer Function, Society of Photo-Optical Instrumentation Engineers; Boston, March 21-22. Jan. 1 is deadline for submission of abstracts to Modulation Transfer Function Seminar Committee, Society of Photo-Optical Instrumentation Engineers, P.O. Box 288, Redondo Beach, Calif. 90277

Symposium and Equipment Exhibit, Southwest Section of the American Vacuum Society; Los Angeles, May 1-3. Jan. 1 is deadline for submission of abstracts to chairman of Technical Program Committee, George R. Neff, technical director, Ardel Corp., 619 Justin Ave., Glendale, Calif. 91201

Conference on Nuclear and Space Radiation Effects, IEEE; Missoula, Mont., July 15-18. March 1 is deadline for submission of summaries to Robert S. Caldwell, 23-72, Radiation Effects Laboratory, Boeing Co., Aerospace Group, P.O. Box 3707, Seattle, Wash. 98124

* Meeting preview on page 16.

The Fluke 891A and AR are the first low cost solid state differential voltmeters with an 1100 volt reference which provides infinite input resistance at null. In the TVM model with 100 megohms input resistance, you can get the advantage of low source loading just as you can with older Fluke vacuum tube differentials. □ Differential accuracy of the Fluke 891A is $\pm(0.01\% + 0.001\%$ of range $+ 10 \mu\text{V})$. Ten percent overranging is featured. Reference regulation is the best on the market. Reference stability is 15 ppm/hr. Grounded recorder output can be added at any time for \$50. Price of either model is \$695. □ For complete details and a demonstration, call your full service Fluke sales engineer (listed in EEM) or write us for full information.




Now, the low cost differential voltmeter with infinite input resistance at null to 1100 volts, the new Fluke 891A and 891AR. TVM input resistance is 100 megohms. Order in half or full rack models. Add battery operation at any time for \$100.



Fluke, Box 7426, Seattle, Washington 98131. Phone: (206) 771-2211 • TWX: (810) 446-2850
In Europe, address: Fluke International Corporation, P.O. Box 5153,
Ledenberstraat 27, Tilburg, Holland. Telex: 844-30237.

FLUKE



Now you can stock 1700 transformers in your desk.



All you need is a phone for quick delivery.

The TRIAD catalog and a phone gives you instant access to the largest stock of standard transformers available. Your TRIAD distributor can give you prompt service on over 1700 standard off-the-shelf items. He also has the resources and the skill to help on many of your transformer, inductor and filter problems. Ask him for the TRIAD catalog without delay. On your desk, it deserves as important a place as your phone. TRIAD Distributor Division, 305 North Briant St., Huntington, Indiana 46750.

Triad Distributor Division
of Litton Industries 

Meeting preview

International outlook

In past years, the U.S. has dominated the International Solid State Circuits Conference. This year, though, when the three-day conference opens in Philadelphia, Feb. 14, the foreign engineering community will be presenting 15 of the more than 70 papers.

They will come particularly from Holland, Japan, West Germany, and Great Britain. Foreign engineers will also make up one-quarter of the panelists.

The conference will focus attention on practical applications of linear integrated circuits, particularly in consumer products. J. C. van Vessel, of Holland's NV Philips Gloeilampenfabrieken will deliver a paper on the future of these circuits in such applications, stressing cost factors. And a panel will discuss how IC's can be used more extensively in television receivers.

Another consumer topic will be covered in a paper by Alberto Bilotti, an engineer at the Sprague Electric Co., North Adams, Mass. Bilotti will describe a monolithic analog multiplier and its applications as a balanced f-m detector, as a frequency discriminator for automatic frequency control, and as a synchronous detector for color-television demodulation.

Rudolph S. Engelbrecht, head of the microwave IC department at Bell Telephone Laboratories, will present a paper on combining semiconductor bulk phenomena in single structures.

In addition, the conference will cover other microwave topics: control techniques, phased arrays, and signal generation. Also to be discussed is the practical use of microwave IC subsystems, including X- and Ku-band receivers, transceivers, and front-end circuitry.

Among the new devices to be described are a temperature-compensated IC oscillator, a low-voltage breakdown diode element for IC's, and a high-power Gunn-effect oscillator. The conference will also cover high-power voltage regulators, germanium picosecond logic circuits, and metal oxide semiconductor Hall-effect devices.

DISTORTION ANALYZERS GO SOLID-STATE



to offer you harmonic distortion measurements
5 cps to 600 kc with 0.1% full-scale distortion
sensitivity...plus these features:

"AUTOMATIC NULLING" for simple,
fast measurements

**0.3 v rms input sensitivity for
100% Set Level reference**

**300 μ v rms voltmeter full-scale
sensitivity (residual noise <25 μ v)**

Solid-state design in four Hewlett-Packard distortion analyzers offers you extended frequency range, greater Set Level sensitivity, improved selectivity, greater overall accuracy, unprecedented ease of use. All four measure total distortion down to 0.1% full scale, 5 cps to 600 kc, with harmonics indicated to 3 mc. They measure voltage 300 μ v to 300 v full scale, have flat frequency response 5 cps to 3 mc. Distortion analyzer and voltmeter input terminals are the same. One-megohm input impedance. Floating input and floating, low-distortion output for scope or true rms voltmeter monitoring.

Two models feature automatic fundamental nulling (>80 db rejection): Manually null to less than 10% of the Set Level reference, flip a switch, and nulling is completed automatically. No more tedious tuning on the more sensitive ranges! Two other models employ high reduction gear drive to aid manual tuning.

Two of the analyzers provide a switchable high-pass filter which attenuates frequencies below 400 cps on signals greater than 1 kc . . . removes hum and gives you pure distortion measurements.

Two models incorporate an amplitude modulation detector that covers 500 kc to greater than 65 mc, measures distortion at carrier levels as low as 1 v. Options include an indicating meter with VU ballistic characteristics (01) and rear terminals in parallel with front input terminals (02).


Ask your Hewlett-Packard field engineer for a demonstration of the model incorporating features most useful to your application. Or write for technical data on all four models to Hewlett-Packard, Palo Alto, Calif. 94304, Tel. (415) 326-7000; Europe: 54 Route des Acacias, Geneva; Canada: 8270 Mayrand St., Montreal.

Model	Automatic Fundamental Nulling	High-Pass Filter	AM Detector	Gear Reduction Tuning	Price
331A				✓	\$625
332A			✓	✓	\$655
333A	✓	✓			\$825
334A	✓	✓	✓		\$855

421R


HEWLETT  **PACKARD**
An extra measure of quality

"Compac", a New Silicon Bridge Rectifier...

Semtech Corporation offers "Compac," a new silicon rectifier bridge offering packaging versatility. The units are available in a complete range of single phase and three-phase full-wave bridge rectifiers.  Semtech's Suprataxial silicon junctions are used for maximum reliability. □ Single phase Bridges: 1.5 A, 50 to 1000 V — 360 mA, 1500 to 3000 V. Case size is .187 x .425 x .625 inches. Also available in Fast Recovery Bridges with reverse recovery of 150 ns or 1 μsec. Three-phase Full-wave Bridges: 2.0 A, 50 to 1000 V — 500 mA, 1500 to 3000 V. Case size is .187 x .425 x 1.00 inches.

"COMPAC"

for packaging versatility



Immediate delivery . . . contact your local representative.

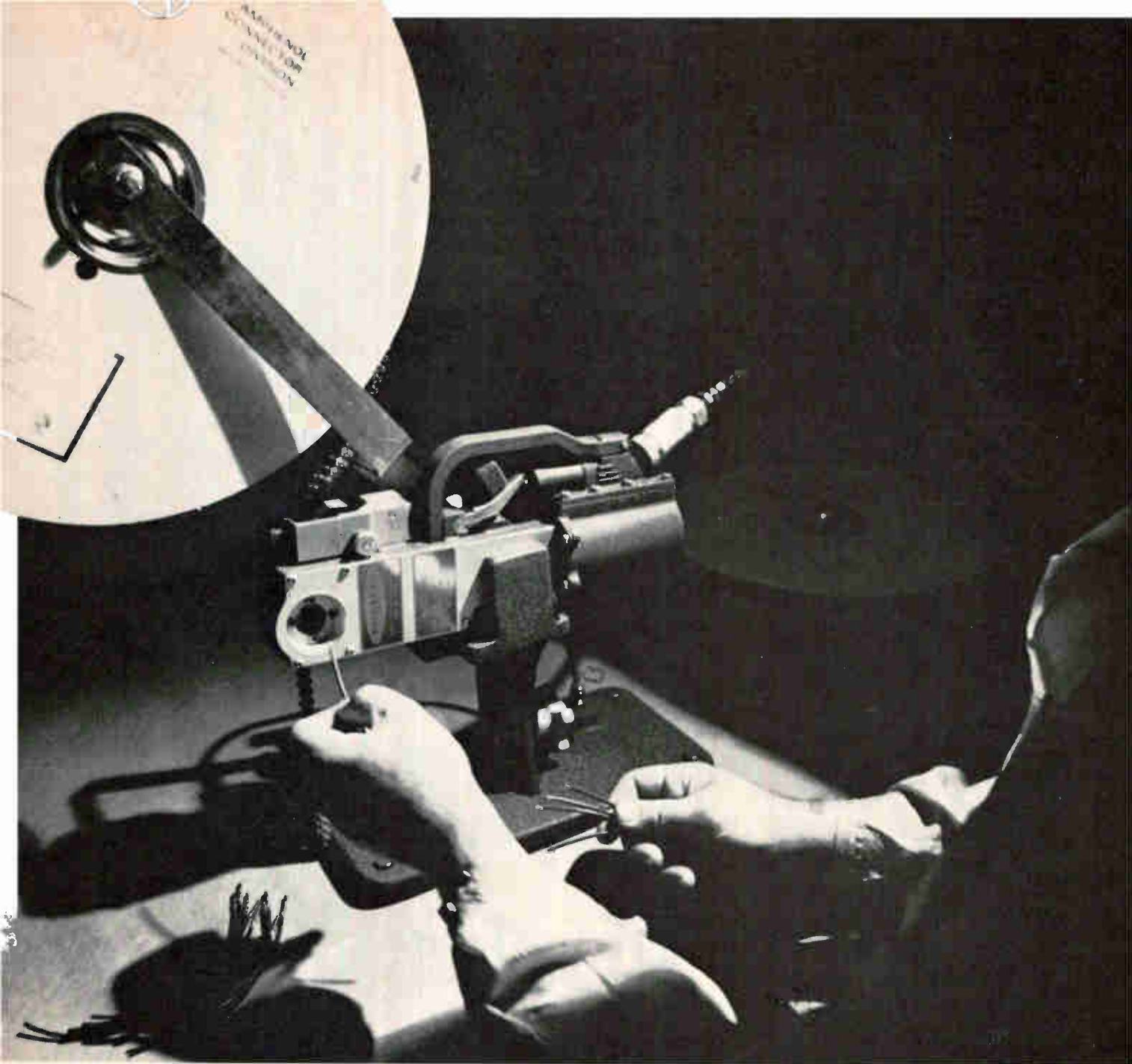
SEMTECH  **CORPORATION**

Western Offices: 652 Mitchell Rd., Newbury Park, California, 91320 (805) 498-2111/from L.A. (213) 628-5392 TWX: 910-336-1264

Central: 140 No. La Grange Rd., La Grange, Illinois, 60525 (312) 352-3227 TWX: 910-683-1896

Eastern: 116-55 Queens Blvd., Forest Hills, N.Y., 11375 (212) 263-3115 TWX: 710-582-2959

European Sales: Bournes AG, Alpenstrasse 1, Zug, Switzerland (042) 4 82 72/73



Buy Amphenol crimp contacts by the reel and save two ways

On purchase price. Cost per contact of Amphenol crimp Poke-Home® contacts is reduced substantially because it costs us less to produce them in large quantities and ship them on reels.

In production, too. Costs are reduced through fast and reliable wire terminations (400 an hour with our manual crimping tool, 600-800 an hour with our automatic hand-held or bench-mounted tool). Save time with dependable, visual inspections, too.

Contacts to four major specifications available:

MIL-C-26636 (MIL-C-26500 & 26518 connectors)

MIL-C-39029 (MIL-C-5015 connectors)

MIL-C-23216 (MIL-C-81511 & 26482 connectors)

Call Amphenol Connector Division for bulk contact pricing. (312) 261-2000. 2801 South 25th Avenue, Broadview, Illinois 60153.



AMPHENOL

Specify Amphenol... the leading name in cable, connectors, assemblies, RF switches, potentiometers, motors, microelectronics.

Circle 19 on reader service card



Get supermarket savings on DC power supplies by shopping at NJE.

You save 2 ways by shopping at NJE for your DC power supplies. First, you save time. NJE offers you 310 off-the-shelf models, including lab rack, $\frac{1}{3}$ rack, $\frac{1}{2}$ rack, full rack and bench mounted units. There's

no time wasted shopping around for the right power supply, or waiting on slow delivery.

Second, you save cash. NJE offers you substantial volume discounts and you're eligible for these savings even when you

order various models on a deferred delivery basis.

For complete details on supermarket savings on all 310 NJE DC power supplies, write or call for your copy of "Power Supplies Unlimited."

A SUBSIDIARY OF




CORPORATION

NJE CORPORATION
Electronic Development & Manufacturing

Kenilworth, New Jersey 07033 / (201) 272-6000
TELEFAX: FFP • TWX: (710) 996-5967

**WE
AT
COOK
ELECTRIC
ARE
OUT
TO
CHANGE
YOUR
OUTLOOK...**



About sales and sales people. About service and delivery deadlines. About quality you can depend on. About new products to meet new requirements before the need becomes an emergency. For example, our relays and pressure switches have been solving industrial problems for 20 years...ranging from small manufacturing operations to the national space program.

Whether you need a component replacement today, or a specially-designed unit to meet a future need, count on us. We specialize in having solutions on hand before problems arise.


And if you're tired of promises unkept and delivery dates unmet, we invite you to investigate the production and service facilities of Cook Electric. You'll find it's good business. With us, performance comes before promise.



**COOK
ELECTRIC**

AUTOMATIC CONTROLS DIVISION

200 E. DANIELS ROAD • PALATINE, ILLINOIS 60067 • 312-359-2100



All time winner, move over- the new PDP-8/I computer is here

The integrated circuit PDP-8/I is a brand new computer, but behind it are the two most successful small computers ever built. Over 1,000 PDP-8 systems are already installed — an all time high for real-time, on-line small general purpose machines. Nearly 1,000 PDP-8/S computers are installed — all sold and delivered within the last 15 months. Built into instrumentation. On-line in process control.

So, PDP-8/I starts with a history and goes on from there. It has all the features of the PDP-8 plus a new ease of interfacing, expanded software and new options. It is more compact. PDP-8/I has a faster multiply-divide option (multiply 6.0, divide 6.5 microseconds). Its standard 1.5 microsecond 4K core memory expands to 32K (first extra 4K plugs into the basic configuration without further interfacing). PDP-8/I comes as a stand-alone console or mounted in a standard 19-inch rack. The processor is pre-wired so that it will accommodate a high-speed paper tape reader and punch, a 100 card-per-minute reader,

an incremental plotter, and a scope display also without further interface.

And software. The same proven software that runs the PDP-8, drives the PDP-8/I. Auto-indexing. MACRO. FORTRAN. On-line editing and debugging. But that is not all. New systems software is available which takes full advantage of 32K or more of DECdisk or DECTape memory. Thousands of the most active computer users in the world exchange PDP-8 programs and techniques.

Peripherals that go with the PDP-8 and PDP-8/S go with the PDP-8/I. Hundreds of logic-compatible modules make interfacing easy. Peripherals are field-installed by an applications engineering and field service group second to none.

And the crusher. PDP-8/I sells for \$12,800 including Teletype. Quantity discounts reduce that price. Deliveries in the spring. PDP-8 and PDP-8/S available now. Write for brochure. We'll throw in our new Small Computer Handbook free.

digital
COMPUTERS · MODULES

DIGITAL EQUIPMENT CORPORATION, Maynard, Massachusetts 01754. Telephone: (617) 897-8821 · Cambridge, Mass. · New Haven · Washington, D.C. · Parsippany, N.J. · Princeton, N.J. · Rochester, N.Y. · Long Island, N.Y. · Philadelphia · Huntsville · Pittsburgh · Chicago · Denver · Ann Arbor · Houston · Albuquerque · Los Angeles · Palo Alto · Seattle · Carleton Place and Toronto, Ont. · Montreal, Quebec · Reading and Manchester, England · Paris, France · Munich and Cologne, Germany · Oslo, Norway · Stockholm, Sweden · Sydney and West Perth, Australia · Modules distributed also through Allied Radio

Commentary

Clouded crystal ball

Not in recent times has predicting markets for a year just ahead been so difficult. Both inside the United States and abroad, forecasters are walking on eggs. In the U.S. there are at least four imponderables, any one of which might change the prospects for 1968 drastically:

- Will President Johnson get his tax increase? How much and when? What effect will it have on buying of consumer electronics products?

- Will the fighting in Vietnam be escalated, de-escalated, or ended? What effect will any of these actions have on purchases of military aircraft with their complex electronic packages, battle communications equipment, surveillance radars, countermeasures gear, or night vision systems?

- What actions will Congress take because 1968 is an election year? Traditionally, Congressmen become particularly attuned to the mood of the public in a presidential election year and are likely to avoid unpopular measures and to approve big spending projects.

- What's in store for the U.S. economy in 1968? Some economists are worried about the round of price and wage increases that are contributing to an inflationary spiral as 1967 ends. Many electronics companies—particularly those that make components for consumer equipment or semiconductors—already have excess capacity. With exceptionally heavy overhead costs, they can't absorb very many higher costs without seriously impairing profits, which were disappointing for many of these companies in 1967.

In Europe, which we analyze in detail starting on page 71, the picture is no clearer. Electronics' survey estimates that the over-all equipment market in Europe will rise 6.5% to \$6.4 billion. Still, electronic equipment may be one bright spot in the economic picture because almost all the forecasters believe 1968 will be a sluggish year for most European economies.

The biggest imponderable on the continent is the effect of the devaluation of the British pound. Not until spring will economists really be able to determine if the move has been effective. If it works, most Britons believe the electronics industry will enjoy a good year even though the coun-

try will be suffering deflation. If it doesn't work, even a bigger devaluation may be required, as well as severer restrictions on industry that could depress sales of all kinds of equipment, including electronics.

Economies of countries like Denmark, Norway, Sweden, and Spain—in fact the six other members of the European Free Trade Association, sometimes called the Outer Seven in contrast to the members of the European Common Market—are dependent on how things go in England. So the deflation that Great Britain expects is likely to be reflected in these countries too.

In addition, Europe has gone through a year of general economic slowing down. Recession struck in Italy as long ago as 1964; Italy, however, has been recovering since 1966. West Germany saw its spectacular post-war economic growth end in its first recession last year; there are hopes that the decline will be short-lived and has ended.

France rolls along fueled by dreams of national glory. But the bookkeepers, who dream less than the politicians, are worried about some ominous signs in the economy. Tourism, one of France's biggest sources of income, dropped sharply last year mainly because, say some seers, of General de Gaulle's hostile attitude towards the United States and Britain—the two biggest sources of France's tourist trade. Sellers of French exports—most notably perfumes and wines—report growing American buyer backlash.

For almost two years, makers of consumer electronics in Europe have worried about plateauing sales as television and radio ownership approached saturation levels. A hoped-for shot in the arm from color tv has not yet materialized—and the delay was predictable. As long as prices of color-tv sets stay high and the number of hours of color programing stay low, sales of sets will not boom.

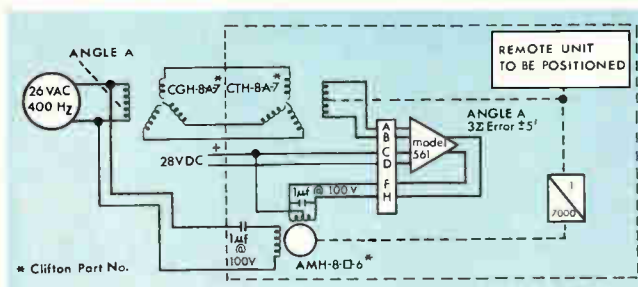
Despite the heavy fog on the forecasting front in Europe, American electronics firms can be sure of at least one trend: economic nationalism is still on the rise in Europe. American electronics firms will find it tougher going in many European countries. The governments of England and France will continue to press for mergers of companies in their countries to build capability and prowess to match that of American firms. The trend will be most noticeable in the computer business—which will enjoy the surest and greatest growth of any segment of electronics in Europe in 1968—and semiconductor manufacturing.

CLIFTON HAS A WHOLE RAFT OF QUALITY AMPLIFIERS



Clifton is rapidly becoming known as an amplifier house. And why not, since we are designing and building a wide variety of amplifiers—and here's the best part—to stringent Clifton QUALITY standards.

For instance, Clifton has a new state of the art, low cost, high reliability servo amplifier for position



servo systems. It is Model 561. See the typical diagram above. Note also that Clifton rotating components are recommended in this system for their excellent matching qualities with our servo amplifiers (and vice versa).

Our booster amplifier-resolver chains are another area in which Clifton excels. The amplifiers (single or dual channel) are built to MIL-E-5400 (as are all our amplifiers) and feature an overall loop gain of 66db. min. They are completely interchangeable within a system.

Additional Clifton amplifiers include frequency modulator isolation amps, summing isolation amps, resolver buffer amps and many more servo types.

Clifton also builds a number of power supplies and related servo system components. Look to Clifton for all your electronic module needs.

Contact Clifton Division of Litton Industries, Clifton Heights, Pa., 215 622-1000, TWX 510 669-8217, or our local Sales Offices.

CLIFTON 
DIVISION OF LITTON INDUSTRIES

Electronics Newsletter

December 25, 1967

Fairchild quitting oscilloscope field

Fairchild Camera & Instrument will not be in the oscilloscope business by next week. A company spokesman was hopeful a buyer could be found for the property and indicated that negotiations were under way with several potential buyers. If a buyer can't be found, the source said, the division, headquartered in Clifton, N.J., will be completely closed down as of Jan. 1.

The division, formerly the DuMont Labs, was once the leader in the scope field; in recent years it's been in the red and it hasn't introduced a new scope since 1964. About a hundred engineers are employed at the division.

Autonetics enters the LSI market

Four large-scale integrated devices—three metal oxide semiconductor units and a silicon-on-sapphire diode matrix—are the first commercial products of a program announced by the Autonetics division of North American Rockwell last July [Electronics, July 10, p. 43] to market some of the LSI chips developed for in-house work.

Included is an MOS dual 50-bit dynamic shift register with a specified speed of 1 megahertz. It performs essentially the same functions as delay lines, Autonetics says, and can be packaged in a TO-5 can or flatpack. Also available are an MOS quasistatic 100-bit shift register that functions as a static electronic hold at speeds from d-c to 1 Mhz and can be packaged in a TO-5 or flatpack, and an MOS 16-channel multiplexer for such equipment as pulse-code-modulated systems.

The 70-by-96 diode matrix (6,700 diodes) has a resistance of 1,000 ohms and switching speeds of less than 1 nanosecond per diode. Already in use in the Massachusetts Institute of Technology's Project MAC (multiple-access computer) as a character generator, the matrix features a system-memory read time of 200 nsec over the full temperature range specified by the military [Electronics, May 30, 1966, p. 152A].

Tektronix combines FET's and bipolars

The long-awaited combination of junction field effect transistor elements and bipolar transistor elements in a single monolithic structure has finally been achieved—and by an instrument firm. Tektronix, the country's largest maker of oscilloscopes, has produced a three-stage, wide-band amplifier containing bipolars and junction FET's, thus leapfrogging those IC manufacturers pursuing the same goal, most notably Raytheon [Electronics, Nov. 13 p. 25].

The Tektronix IC contains five p-channel junction FET's and 30 npn bipolars in a 50-mil square chip. The company is keeping its diffusion process under wraps, but says only one extra diffusion step was needed to achieve the combination.

Raytheon had been aiming for a December introduction of its combination chip, a fully compensated operational amplifier, but it still hasn't solved all fabrication problems and now doesn't expect to produce the device until the first quarter next year.

Tektronix' achievement was spurred by the company's desire to improve the input stage of its crt's. The company plans to incorporate the new monolithic in next year's oscilloscope line, but has no intention of selling the circuit separately.

Electronics Newsletter

Traffic controller without a computer

The WDL division of Philco-Ford has developed an **electronic traffic controller for individual intersections that does not need a computer.** The development is tied to Philco-Ford's plan to establish a transportation products section.

Oakland, Calif., is already testing a forerunner of Philco's lane occupancy controller, built by the Link group of General Precision Equipment. Howard Carmack, assistant supervisor of the city's electrical department, says flatly that **"this type of control will eliminate computer-controlled systems."**

In the Philco system, the traffic light stays red in all directions until the presence of a car is detected by a buried induction loop some 50 to 60 feet long. The controller then turns the light green for that car. Following cars will keep the light green until a car enters the intersection from the cross street; in that case, the controller keeps the light green only until a preset time limit has been reached. The Link unit has been under test at a heavily traveled intersection in Oakland. Carmack says that it has **appreciably reduced delays.**

Oakland itself pressed for the development of the system. Robert Doble, an engineer at Link, designed the prototype now in use. Later, when he joined Philco, he designed the Philco machine with integrated circuits. Philco has delivered one controller to Oakland and will test a half-dozen others in the San Francisco Bay area in the near future. Link is also **developing an advanced controller.**

F-106 is likely Awacs escort

A new version of General Dynamics' F-106 is expected to be picked by the Air Force as the fighter escort for transport planes carrying the Airborne Warning and Control System (Awacs). Awacs is now in the design and test phase [Electronics, Aug. 7, p. 66].

Shopping for a new avionics system for the F-106X has already started with Hughes' ASG-18 a strong candidate for the fire-control radar. The F-106X will also have an improved propulsion system and greater fuel capacity than earlier versions.

Other planes in the running for the award, which will be announced early next year, are the F-12, the F-111, and the F-4.

FAA to propose plane-beacon rule

The FAA is **planning to propose that all private and commercial aircraft be required to carry crash-locator beacons.** An agency spokesman said manufacturers and potential users will be invited early next year to comment on the proposal. It ordinarily takes another two to eight months after hearings before a ruling is issued.

A decision requiring beacons—which cost \$200 and up—would open up an **immediate market estimated at about \$20 million a year.** The rule change would also expand the market for direction-finding equipment, which every Civil Air Patrol unit would have to carry to locate beacons.

Support for such a change is hardly unanimous, though. The Aircraft Owners and Pilots Association, **while not opposed to the voluntary use of beacons, is against any regulation making them mandatory.**

Beacons transmit on the international May Day frequency with a range of up to 100 miles, depending on power supply.

On another front, an investigation is under way to determine if air-traffic controllers and others working with FAA radar equipment are being provided with complete radiation detection and protection devices.

No need! Nearly twenty years of flight time on aircraft from the B-29 to the C-5A have proven the dependability of wiring insulated with TEFLON fluorocarbon resins. Lab tests are O.K.; we've got hundreds on record, but nothing tops the proof of use . . . and TEFLON has the proof

of millions of flying hours in scores of aircraft.

Ask for our brochure explaining in detail why there are no test flights for TEFLON. It may help you eliminate one unnecessary variable from *your* next test flight. Write Du Pont Company, Room 5617C, Wilmington, Delaware 19898.

*Reg. U.S. Pat. Off. for Du Pont fluorocarbon resins and films.

There are no test flights for Teflon*







Better things for better living
...through chemistry

TEFLON... the proven performer



Get TI's
IC op amps
from us.

Op amps are in...

economical molded plastic packages from Texas Instruments.  New prices are so low you'll be using these dual-in-line integrated circuits in more equipment designs than ever—or substantially reducing costs of existing designs.  Call us for comparison quotes on TI's new "702", "709" and "710" IC operational amplifiers.  When you're out of op amps, remember our big stocks and call us. We'll help you fill the empty spaces  in your procurement schedules—fast.

For data sheets, circle reader service number 85.



R. V. WEATHERFORD CO.

DISTRIBUTORS OF ELECTRONIC COMPONENTS AND EQUIPMENT

ANAHEIM, CALIFORNIA
1651 State College Blvd.
714-532-6741
714-547-7521


GLENDALE, CALIFORNIA
6921 San Fernando Road
213-849-3451

PALO ALTO, CALIFORNIA
3240 Hillview Drive
Stanford Industrial Park
415-321-5373

SALES OFFICES
Albuquerque, N.M.
505-298-5593
Phoenix, Arizona
602-272-7144

Pomona, California
714-966-8461 714-623-1261
San Diego, California
714-278-7400

NOW WITH CUSTOMIZED COMPONENTS
**WEATHERFORD
SERVICE
PLUS** 



Craftsmanship in hard materials...an industry standard

HIGH PRECISION TUNGSTEN CARBIDE BONDING TOOLS, SUCH AS THE ONE SHOWN IN THIS 13X MAGNIFICATION OF AN ULTRASONIC LEAD BONDING OPERATION, WERE PIONEERED AND INTRODUCED AS PRODUCTION DEVICES BY TEMPRESS . . . IN 1963, THE TEMPRESS CAPILLARY TUBE, AN INDUSTRY STANDARD . . . IN 1967, THE ULTRASONIC BONDING TOOL, AN INDUSTRY STANDARD.

The techniques and the specialized machinery developed to produce such precision products from ultra-hard materials have not been duplicated; quite probably will not be, for they are a result of the unique combination of Tempress people and the

Tempress philosophy. To meet its responsibilities, Tempress maintains a continuing expansion program, limited only by strict adherence to the Tempress Standard of Excellence. (It requires as long as 11 months to train an operator for certain operations.) The same uncompromising standard is applied to Tempress Automatic Scribing Machines and to the entire growing family of Tempress miniature assembly tools and production equipment.

LEAD BONDING, DUAL FET, COURTESY OF UNION CARBIDE ELECTRONICS



TEMPRESS


Tempress Research Co., 566 San Xavier Ave., Sunnyvale, Calif. 94086

Circle 29 on reader service card

Circle 31 on reader service card →



MIL-C-21097
Crimp.
Snap in.
Stake down.



The AMP-BLADE[★] Printed Circuit Connector. Male housing: staked to board, prevents warping; encapsulated tabs, polarizing guide pins. Female housing: snap-in receptacles, easy keying. Large contact areas, gold over nickel plating, wiping action. Famous AMP reliability. Automatically crimp 3,000 receptacles an hour with the AMP-O-LECTRIC[★] machine. Lowest installed cost. Available in 17, 23, 29, 35, 41 and 47 contact positions. Send for full information today.

[★]Trademark of AMP Incorporated

AMP
INCORPORATED
Harrisburg, Pennsylvania

This is only one of a full line of printed circuit

optimity...

"The condition or fact of being best or for the best."*

That's the industry-wide reputation established by Clare relays, stepping switches, pushbutton switchlights, current sensors, static timers, and other control devices. The reasons—as varied as the users. The Clare line is complete—there's no make-do, no compromise performance. Versatile—wherever and whenever you need contact switching, Clare puts you in control. Engineered to high standards of reliability. Widely recognized for precise performance, without undue maintenance or change in operating characteristics.

For optimity in your system—for advanced capability based on long life, high reliability, and maximum economy—let Clare put you in control.

For complete product information, specify your areas of interest . . . Write Group 12N2

C. P. Clare & Co., Chicago, Illinois 60645 . . and worldwide




a GENERAL INSTRUMENT company

*Webster

- 1—Pushbutton switchlights
by Clara-Pendar
- 2—Telephone-type relays
- 3—Polar relays
- 4—Military-type (crystal can) relays
- 5—MicroClareed relays
- 6—Stepping switches
- 7—Coaxial relays
- 8—Mercury-wetted contact relays
- 9—Timers and time-delay relays
by Clare-Electrodeal
- 10—Clareed relays
- 11—Current Sensors
by Clare-Electrodeal

No-Break AC Stand-By Power by Clare-Electrodeal

For orderly control of critical process, start-up, or shut-down during emergency power loss situations. Dependable power for computer memories and other applications demanding an absolute source of AC power.



... for optimity in industrial process control, electronic data processing, aerospace and ground support, communications, and instrumentation

There's a new name in telemetry:



Communications Products Department
Norden
~~Vector~~ Division
United Aircraft Corporation
Trevose, Pennsylvania 19047

Norden now produces and supports all Vector telemetry products.

Today Norden's new Communications Products Department supplies total systems capability, plus field support, to all users of Vector telemetry products.


And Norden continues to supply the same wide range of Vector products and systems: a full line of FM, Digital, and RF equipment, microminiature and conventional components, subsystems and total systems for airborne or ground based tele-

communications assignments.

Research, development and production of Vector telemetry products and systems will continue at the newly expanded United Aircraft facility in Trevose, Pennsylvania. For information, or detailed specifications, call or write the Communications Products Department, Norden Division, United Aircraft Corp., Trevose, Pa. 19047 Phone (215) 355-5000

Norden

DIVISION OF UNITED AIRCRAFT CORPORATION
A U



Tranquilizer

If you've tried to put together a mixer/detector circuit for broadband microwave equipment, you know what a headache it is. No more. With HP's new 33800A Series Mixer/Detector modules most of the grief is gone.

Here's why. The 33800A's are miniaturized by hybrid/IC construction for simplicity and convenience. Just plug them in. No fabrication problem. You've got economy for superior performance—there is nothing similar to the 33800A's available.

As detectors, the 33800A's have tangential sensitivity of -50 dBm, 2 to 12.4 GHz; output of 3 mv/ μ W. As mixers, they display noise figures of 7.5 dB, IF impedance of 100 ohms and VSWR of 2:1.

Price: 33801A and 33802A (negative or positive output): \$125. 33803A (matched pair mixer service, 33801A and 33802A): \$275.

For more details call your local HP field engineer or write Hewlett-Packard, Palo Alto, California 94304; Europe: 54 Route des Acacias, Geneva.

HEWLETT  PACKARD

SOLID STATE DEVICES

Get the LITTLEST STANDARD yet!



Only one relay in the so-called miniature field offers all the configurations available in a crystal can — that's a TO-5 Relay by Teledyne Relays. Once an engineer has used any of our TO-5 Relays in his design, that engineer has standard design techniques available whenever a relay application occurs . . . the result of this action is efficient standardization.

Standards are established by practice not proclamation. Whatever the miniature relay problem, Teledyne Relays can provide the answer—SPDT...DPDT...Sensitive SPDT or DPDT...Latching SPDT or DPDT...IC Relay. We would like you to get the littlest standard relay available. Just send for our Teledyne Relay TO-5 catalog and see for yourself the extent of our standard relay line.

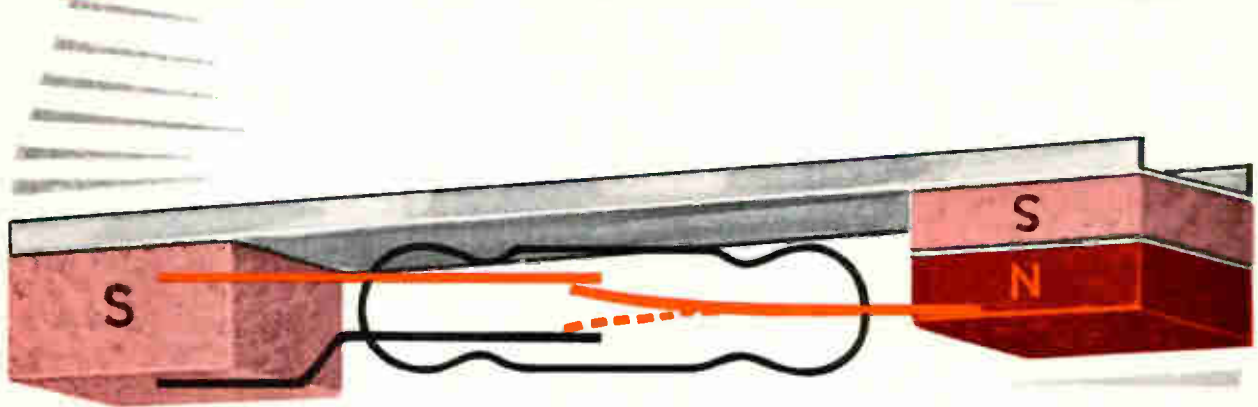


TELEDYNE RELAYS

A TELEDYNE COMPANY

3155 West El Segundo Boulevard • Hawthorne, California 90250
Telephone (213) 679-2205 • 772-4357

POSITIVE LOW ENERGY SWITCHING



New "snap reed" Switch

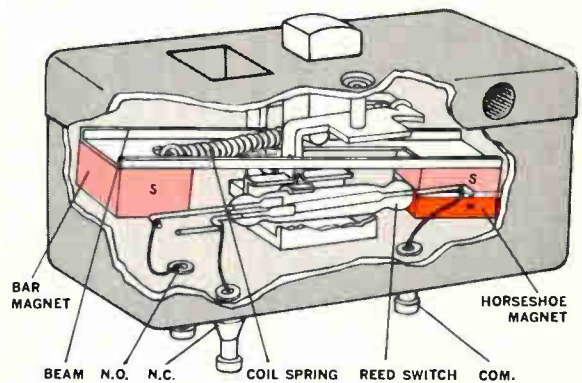
MECHANICALLY ACTUATED REED SWITCH

Reed switch reliability—Snap switch precision and utility

A completely new concept in switching low energy circuits: Proven coil spring snap-action movement utilized to position magnets to provide a positive push-pull drive of sealed reed contacts to open or closed position. Rugged enclosure protects mechanism and reed.

- Low Bounce Time—300 microsecond typical on single throw.
- High Operation Rate—60 per second.
- Long Life—20 million operations on single throw at 25% of load.
- Precise Operating Points—.015" tolerance.

MAXIMUM RESISTIVE LOADS: 28 Volts DC—110 Milliampères—
3 Watts. INSERTION RESISTANCE—150 milliohms maximum.




WRITE TODAY for 4-page brochure containing engineering drawings, operating characteristics, life chart and prices.

CHERRY



CHERRY ELECTRICAL PRODUCTS CORPORATION • 1656 Old Deerfield Rd., Highland Park, Ill. 60035



LOOKING FOR MORE RETURN ON YOUR DVM DOLLAR?

Hewlett-Packard gives you more capability per measurement dollar with the widest choice of DVM's in the industry! Choose from 3, 4, 5, and 6-digit instruments with a variety of accuracies, sensitivities, functions and prices.

+ 1599

**Looking
for Economy?**

There's the three-digit hp 3430A for measurements within $\pm(0.1\% + 1 \text{ digit})$ and a sensitivity of $100 \mu\text{V}$, with up to 60% overranging capability indicated by a fourth digit. Low price of only \$595.

+ 9999

**Looking for
Plug-In Capability?**

It's yours with the four-digit hp 3440A. Six plug-ins give ac volts, dc volts, dc current and ohms. Basic dc accuracy is $\pm 0.05\%$ of reading $\pm 1 \text{ digit}$. The 3440A has BCD printer output and rear terminals in parallel. Price: hp 3440A, \$1160; plug-ins, \$40 to \$575. For bench use, get lower-priced hp 3439A (no BCD outputs), \$950.

+ 1.19999

**Looking for
Accuracy and Speed?**

For laboratory precision and systems speed, try the five-digit (plus a sixth digit for 20% overranging) hp 3460B. It has $\pm 0.004\%$ of reading $\pm 0.002\%$ full scale accuracy. The 3460B

has $10 \mu\text{V}$ sensitivity and makes automatic and remote-controlled dc measurements at up to 15 readings per second. The guarded 3460B has high common mode rejection, and $>10^{10}\Omega$ input resistance at balance on the 1 V and 10 V ranges (minimum $10 \text{ M}\Omega$). On the 100 V and 1000 V ranges, input resistance is $10 \text{ M}\Omega$. Price: hp 3460B, \$3600; hp 3459A, (no BCD outputs), \$2975.

+ 1.199999

**Looking for Highest
Accuracy and Sensitivity?**

hp H04-3460A gives resolution of 1 part in 1.2×10^6 , sensitivity of $1 \mu\text{V}$, accuracy of $\pm 0.005\%$ of reading or $\pm 0.0005\%$ of full scale . . . with six-digit readout and seventh digit for 20% overranging. The guarded H04-3460A has 160 dB effective common mode rejection at dc, and uses integration to reduce effect of superimposed noise. Automatic, manual or remote operation is possible. Instrument has BCD printer output. Price: hp H04-3460A, \$4600.

For full details on the hp DVM that fits your needs—contact your nearest hp field engineer. Or, write to Hewlett-Packard, Palo Alto, California 94304. In Europe: 54 Route des Acacias, Geneva.

097/17

HEWLETT  **PACKARD**

Electronics Review

Volume 40

Number 26

Space electronics


The old reliables

Much to the surprise and dismay of people close to the project, the eight satellites scheduled to be launched in the spring to augment the Initial Defense Communications Satellite System (IDCSS) will be virtually the same as the 19 already in orbit [Electronics, Nov. 27, p. 60].

The Despun Antenna Test Satellite (DATS) lofted with the third group of IDCSS satellites is currently providing some 10 decibels more gain than the others. Despite this fact, and despite the fact Philco-Ford Corp. is building satellites with despun antennas for Great Britain and the North Atlantic Treaty Organization, the IDCSS birds now under construction at Philco do not have directional antennas. The satellite was formerly called IDCSF (P for project).

Keep price down. The decision to go ahead with an old model reportedly stems from the failure of the scheduled second IDCSS launch on Aug. 25, 1966, when the Titan 3C booster had to be destroyed shortly after liftoff [Electronics, Sept. 5, 1966, p. 31]. After that, one source says, Washington pressed hard for the replacement satellites that were cheapest, had the lowest risk factor, and were most readily available. Discussions in the fall of 1966 eventually resulted in a replacement contract last March.

But by that time, the third launch—the second successful one—had already been carried out (in January). In June four more satellites and the DATS were orbited. The last shot was an added starter, to make up for the aborted mission. All of these have been performing beautifully; not one has failed. In fact, Philco claims a mean-time-between-failures of seven years.



Something old. No innovations are planned for the next group of military communications satellites.

Philco is believed to have informally suggested that, in view of the excellent performance of the first 19 satellites (which have been operational since last July 1), the need for improvement was less pressing than had been believed, and that it might, therefore, be better to upgrade the next group of satellites.

The reason for upgrading the system would be to fill in its gaps. At present there are reported to be some outages in north-south communications, and in long-distance east-west communications. Such gaps could be corrected by the higher effective radiated power available from a directional antenna.

Some modifications of the ground system might be necessary to handle a "mixed" system, of high-power synchronous satellites (such as the British and NATO birds) and lower-power near-synchronous satellites (such as the first 19 IDCSS's). The problems are not considered great. In fact, there is some speculation

that the DATS, having gone through its test paces, may have been incorporated into the IDCSS.

The traveling-wave tube amplifiers for IDCSS were provided by the Watkins-Johnson Co. and by the Eimac division of Varian Associates. Contracts for twt's for the next series contained some developmental funds, leading to speculation that the tubes may be somewhat higher-powered.

Like a Volkswagen, the birds may be changed inside while showing the same face to the world. But unless the Air Force's Space and Missile Systems Organization (SAMSO) does a complete about-face, the next series of IDCSS birds will not have the advantage of advances in technology made since the first group of seven was orbited in June 1966.

Consumers electronics

Errors of emission

It seemed almost a dead issue and color television set manufacturers were glad of it. Certainly Government reports of some General Electric tv sets spewing out higher-than-acceptable levels of x rays was not a good way to get Christmas shoppers to plunk down their money for a color set. But then, to the dismay of the industry, the issue surfaced again. And this time it could involve all set makers.

First, the U.S. Public Health Service, in a report on GE sets in one Florida county, said 38 out of 131 corrected sets were still emitting radiation above the 0.5-milliroentgen level per hour deemed safe. This time it was not the downward passage of rays from the shunt regulator tubes that was at fault, but radiation from the sides and back

of the same tubes, as well as from a new source: high-voltage regulator tubes.

In a report to Congress, the Public Health Service concluded: "Radiation emissions from sources other than the shunt regulator tube indicate that potential radiation exposure may be industrywide."

Then came an article in Consumer Reports Magazine saying that sets made by the Admiral Corp. and Packard-Bell Electronic Corp. also emitted excessive radiation, under certain circumstances.

Whose move? As a result of the surprising findings in Florida, the Public Health Service has asked the Electronic Industries Association "to cooperate in a nationwide evaluation of the potential health hazard" and the National Center for Radiological Health announced it was planning studies of its own.

The question now is who will make the next move. James Secrest, EIA's executive vice president, doubts that EIA will actually get into checking or testing sets, but says that the organization may set guidelines. At the National Center for Radiological Health a spokesman says, "We have no specific plan as yet for the study of other sets but will try to start something in the near future. We will ask the EIA to help."

At Admiral, a spokesman said the company will take no action because it does not consider radiation a problem in its sets. Another Admiral public relations man said the Consumer Reports story talked about a set that is "out of production." He later added that the last one came off the line in November and presumably is on dealers' shelves now.

Lee Robinson, Packard-Bell's director of quality assurance, said sets are continually "checked" in the factory. He said that after the story was published the California Department of Industrial Safety came in and found the sets were meeting the prescribed requirements. Robinson said this is the first radiation check made by a government group—contradicting a statement made before the check by the firm's president, who said sets had been checked for safety

and performance "by the government." Packard-Bell is letting the issue rest.

Meanwhile, on other fronts, brickbats are flying. Ralph Nader, the gadfly, who is moving towards the formation of a consumers lobby in Washington, had harsh words for the industry and the Government. "The Government is moving in this area with all the speed of a glacier."

Rep. Paul Rogers (D., Fla.) urged manufacturers to conduct immediate safety surveys of their sets. Rogers' bill on radiation safety is one of two that will be introduced in early 1968 [Electronics, Sept. 18, p. 164].

At the AFL/CIO biennial convention in Florida this month a policy resolution was passed expressing concern over inadequate radiation protection of workers and consumers. In Washington an AFL/CIO staff member, George Taylor, working on the problem of radiation in atomic and electronics industries, predicts that in the next round of Congressional hearings on radiation safety a host of union representatives can be expected to post their grievances and the Brotherhood of Electrical Workers and the International Union of Electrical, Radio and Machine Workers will be heard, he predicts.

Taylor says some unions may bring the question of radiation safety to the bargaining table when national contracts are negotiated.

Computers

Negative thinking

Staid old Westinghouse Air Brake Co. is being pushed by its Melpar division to develop a new type computer, leapfrogging present-day technology. Heading the drive is rail-thin Maurits P. de Regt (pronounced "direct"), the new chief of systems analysis at Melpar. De Regt is pushing the parent company for design and prototype development money for a series of negative-radix-arithmetic computers.

The numbers game

A number written in negative-radix notation assigns each digit a value based on a negative number raised to some power. In conventional decimal notation, the radix is +10; the number 183 means $1 \times 10^2 + 8 \times 10^1 + 3 \times 10^0$, or $100 + 80 + 3$. In the binary notation ordinarily used in computers, the radix is +2; the number 10110111 means $1 \times 2^7 + 1 \times 2^5 + 1 \times 2^4 + 1 \times 2^2 + 1 \times 2^1 + 1 \times 2^0$, or $128 + 32 + 16 + 4 + 2 + 1$, also equal to 183 in decimal notation. But if a radix of -10 were used, the number 183 would mean $1 \times (-10)^2 + 8 \times (-10)^1 + 3 \times (-10)^0$, or $100 - 80 + 3$, or 23 in conventional decimal notation.

For industry. De Regt says the best immediate application for this negative-radix computer—which may be electronic, fluidic, or any other ic—would be for industrial-control processes that require relatively simple, repetitive calculations from sensor data. Negative arithmetic makes simplified, less expensive arithmetic circuits possible and attains higher reliability by reducing the number of special-purpose control modules. These advantages arise because with negative radix a given arithmetic operation is always the same regardless of polarity of the numbers involved. With a positive radix, for example, when a positive number is to be added to a negative number, the operation is really a subtraction.

The disadvantage, of course, is that negative-radix notation would be very difficult for programmers to get used to, although it could be made compatible for the user with present computer languages. The output would have to be converted from negative to positive radix for printers and other output devices, and the input would have to be converted the other way. But conversion is intrinsically no more difficult than binary-to-decimal conversion in conventional computers. And, as any programmer will testify, getting used to binary notation in conventional computers isn't easy at first either.

But in spite of programming dif-

difficulties, according to de Regt, negative-radix computers will give more flexibility, economy, redundancy, and maintenance-free operation to large general-purpose and time-shared computers.

Minus order. These advantages arise from negative-radix notation, says de Regt, because negative numbers can be represented directly without resorting either to cumbersome complement notation, which fouls up arithmetic operations, or to sign-and-magnitude notation, where the extra sign bit interferes with shifting operations. According to de Regt, this means that registers can be chained together indefinitely without regard to sign bits, low-order carry-in bits, or other considerations. As a result, true variable-word-length computer design is possible.

Negative-radix arithmetic also enhances reliability by permitting computers to be built with large-scale integration techniques using chips that include failure-detection circuits, circuits to bypass failed elements, and redundant circuits to replace failed elements.

For example, a simple 12-bit register in a conventional computer would be replaced in the new design with a 36-bit register, only 12 bits of which would be used at any time. Up to 24 bits could fail and be replaced by other positions in the register without affecting the operation of the system. Such a register could be built on a metal-oxide-semiconductor chip with fewer than 1,000 transistors per chip—not unreasonable with today's state of the art.

Since registers can be physically chained together indefinitely if they use negative radix notation, they may also be chained together under program control. This possibility implies sophisticated computers whose performance depends on the job to be done. It also implies low-cost time-sharing, through matching data-processing and number-register capacity requirements to the needs of jobs at hand. The result is that it would be able to handle three low-capacity jobs simultaneously or switch over to one high-capacity job automatically.

Manufacturing

Computer for the mask

There's a lot of tub-thumping about computer-aided design but so far computers haven't been much help to the photomask maker. Manufacturers of large integrated circuits have been trying to automate mask-making, but the best they've been able to do has been to use numerically controlled drafting tables for making art work from 200 to 500 times the real size.

But now the largest U.S. producer of ic masking cameras, the David W. Mann Co., a division of the GCA Corp., Burlington, Mass., has come up with a computer-controlled pattern generator that produces plates 10 times actual size for photorepeaters, using punched tape as its input. The machine sidesteps drafting and photoreduction, steps which have added error to ic masks, and consumed valuable time as well.

Mann's general manager, Burton Wheeler, says the pattern generator's eventual role will be as an extension of a design computer, converting the computer's output into a plate for use in a photorepeater. Even though this type of operation is a year or so away, the pattern generator already makes possible ic artwork with tolerances far more accurate than presently available, he says, and at speeds "much faster" than today's machines allow.

Once upon a time. Early ic's were made by the same semiphotographic process used today. But in more primitive setups a draftsman transferred a design engineer's sketches of ic masks to laminated plastic in a back-breaking session at a drafting table. The laminate would be photographed and reduced in size, then photoreduced again as it was projected onto a master plate. Things haven't changed much since the first ic's came out. Some companies haven't changed their approach at all.

At best, the engineer's sketch now is converted into instructions for a numerically controlled draft-

ing table that creates giant replicas of ic masks, using a thin light beam to paint the pattern on an emulsion. Photoreduction is still necessary and, in Wheeler's opinion, the drafting tables are sources of unnecessary error.

The pattern generator makes possible tolerances up to twice as tight as those possible with drafting and photoreduction, going directly to 10 times real size, with ± 40 to 50 millionths of an inch tolerances, compared with ± 60 to 80 millionths of an inch.

Light exposure. While the automatic drafting table uses a beam of light to paint the mask pattern, the Mann system arbitrarily divides the pattern into rectangles up to 120 mils on a side and exposes them with pulses from a xenon flash lamp.

Eight-channel punched paper tape contains the X-Y coordinates of each rectangle, the size of each rectangle, rotation angle if necessary (this makes possible diagonal lines), and flash commands. The data can be either in decimal or binary format.

The tape is fed into an optical tape reader, which in turn feeds a PDP-8/s digital computer. The computer stores the data in its 4,096-bit core memory. It uses this data to position a servo-controlled stage beneath reducing optics and to vary slit size for the proper exposure area.

Stepping motors operate the slit, which is 10 times the size of the final rectangle; the slit can be stepped from its smallest to its largest size in .25 second, or stopped at one of its 14,400 apertures.

The optical system, the stage, and the positioning system are the same as used on Mann's photorepeater, which makes positioning tolerance and repeatability as tight as that on master ic masks. Optical quality is about the same, too, and according to Aubrey C. Tobey, Mann's director of marketing, exceeds today's present needs. The optics can resolve up to 650 line pairs per millimeter, he says, making possible line widths as fine as 0.5 mil.

This isn't overspecification,

though. Tobey says the pattern generator was designed with large-scale integration in mind and its specifications will be needed for the very fine geometries that are just over the horizon.

Industrial electronics

Drill commander

Drilling an oil well is an expensive proposition even under the best conditions. But off-shore operations, or those in marshy on-shore areas, can cost more than \$100,000 a day, including the lease of a deep-water rig at a daily rate of \$6,500 to \$8,500.

In an effort to cut these expenses, the Humble Oil & Refining Co. is using a digital computer to calculate minimum drilling costs. With the computer at the rig site, Humble has completed one well in the bayou country of Louisiana and is working on another.

Savings. A company spokesman says that if the use of the com-

puter saves "even a half day on several wells," this will more than cover the cost of the system. And with more experience with the technique and more data on drilling factors, he adds, "we might be talking of saving whole days in the long run."

Humble's Honeywell DDP-116 digital computer must take into account some 40 factors, including the properties of geological formations, the wear rates of various bit bearings and teeth, the weight, operating speed, and over-all cost of equipment, and such geometric parameters as pipe size. Humble has developed a minimum-cost formula based on these factors in conjunction with the Rucker Co.

Some information is fed into the system from a control panel, while signals indicating drill weight, speed, and torque come from sensors on the floor of the oil rig.

Comparisons. The computer periodically requests changes in bit weights and rotary speeds and calculates the resulting rates of penetration. Applying this data and the minimum-cost formula, it then determines the best combination of weight and speed for the conditions encountered. Included in this determination is the cost of replacing

the bit.

Constraints are built into the system to prevent the computer from ordering modifications in drilling procedure for unimportant changes in rig operations or geological conditions. Torque-limit safety control is also provided.

Instrumentation

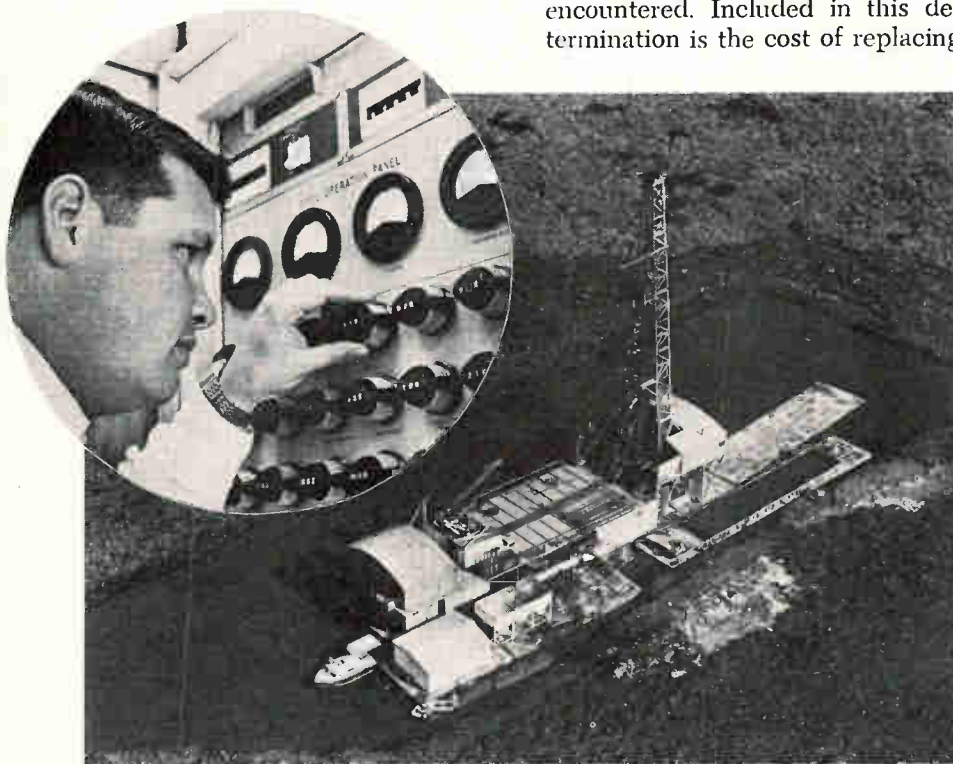
More than a calculator

Secure in its position as a new-product-oriented company with a reputation for quality, the Hewlett-Packard Co. has seldom deigned to comment on rumors about forthcoming instruments. For more than a year, it has blandly ignored reports that it would market a desktop calculator [Electronics, Dec. 12, 1966, p. 26], confirming only that it was working on a "calculating device" which was "not yet committed to production."


Now it appears that H-P will offer something that is more than a calculator, but less than a computer—a special-purpose instrument about the size of a portable typewriter that will perform a variety of arithmetic and algebraic functions. The instrument, known internally as the series 9000, was reportedly developed in the company's Loveland division, in Loveland, Colo., but will be marketed by the Palo Alto, Calif., division. The latter division, formerly known as Dymec, is rapidly becoming H-P's computer arm.

High class. The new machine is said to perform all functions needed for solving partial differential equations. Its typewriter-like keyboard has keys for trigonometric functions and natural logarithms, as well as square and cube roots and a number of other functions. The display is on a small cathode-ray tube. It is intended for use by scientists. The price tag—said to be well into five figures—takes it out of the desk-calculator class.

The instrument will be built with integrated circuits designed and made at the Loveland division, whose integrated-circuit lab, begun



New twist. Humble Oil is using a digital computer at Louisiana oil rig site to speed drilling operations and cut costs.



**New I/C 500-600 nsec
Memory System . . .**

**. . . Stores 1/4 million bits in
single 5-1/4" high unit, features
MTBF of 12 years under normal
40-hour week operation**

Now you can get the new μ -STORE ICM-500 in standard systems: 600 nanoseconds full cycle time. Special systems: cycle times as low as 500 nanoseconds. Up to 16,384 words with 54 bits/word; or up to 4096 words with 72 bits/word. (Over 3/4 of a million bits in little more than 15" of vertical rack space — including power supply). You also get I/C construction for all major functions including X-Y current drivers plus a choice of mechanical packaging.

Get the full story. And take advantage of our eight years' experience in solving core memory problems. Write today for our new brochure. Honeywell, Computer Control Division, Old Connecticut Path, Framingham, Massachusetts 01701.

*Patent applied for.

Honeywell

 **COMPUTER CONTROL
DIVISION**

Circle 43 on reader service card

DELAY LINES



GENERAL

Delay .4 to 10,000 usec at frequencies from 10 to 400 mc. Wide bandwidth and low spurious response for excellent pulse reproduction and dynamic range.

COMPUTER STORAGE SYSTEMS

Ultrasonic delay lines using fused quartz or special glasses represent an ideal medium for high-speed Computer Storage, up to 20 mc rates.

Send for Microsonics' Brochure #5350.

DIGITAL DELAY LINES

Delay lines for storage of high-speed digital pulses with zero temperature coefficient of delay for Computer applications. Design Bulletin available on request.

MAGNETOSTRICTIVE DELAY LINES

Microsonics, Inc. has a broad delay line and systems experience with capability to deliver both off-the-shelf and custom-designed systems for any specific application.

Systems provide for the delay or storage of both analog and digital signals and are available to handle all modes of modulation (RZ, NRZ and Bipolar). Output signals are available in either clocked or unclocked signal.

Send for Microsonics' Brochure #M735.

VARIABLE AND TAPPED DELAY LINES

Featuring all usual advantages of superior fixed Delay Lines.

MICROSONICS INC.

A subsidiary of the
SANGAMO ELECTRIC CO.

60 Winter Street
Weymouth, Mass.

Area Code (617) 337-4200



DELAY LINES

QUARTZ CRYSTAL PRODUCTS

Electronics Review

only last spring, has already produced its first circuit for an H-P instrument [Electronics, Nov. 13, p. 26]. Insiders say that the calculator-computer will be ready by February, but H-P is making no commitment about introducing it at the IEEE show in March.

Avionics

Straighten up, fly right

A helicopter is a queer bird: it wants to turn over and fly on its back. To keep it flying right side up takes a bit of coordination on the part of the pilot.

The National Aeronautics and Space Administration is about to give the overworked helicopter pilot an assist. And the solution, borrowed from spacecraft design, should lead to the development of controls that are both simpler and more automatic. In fact, the space agency says, the development could easily be extended to the vertical or short takeoff and landing craft (v/stoL).

Heading the program is Richard J. Hayes, a recently named assistant director of NASA's Electronics Research Center, Cambridge, Mass. Hayes plans to borrow guidance, control, and navigation gear from Gemini and apply it to helicopters and v/stoL's. His goal is single-stick operation for these complex aircraft, using a computer to close the control loops.

Bring it down. "It's also possible that the Gemini's navigational gear may be more accurate than instrument landing systems," he says. The center plans to use the computer for terminal guidance. The computer would store the characteristics of both the aircraft and the airport in its memory and combine this with attitude and position information from Gemini's inertial guidance instruments and other sensors. By comparing the data in its memory with the sensor data, the computer would be able to guide a plane to a landing in zero visibility, even on a dog-leg course—and without ap-

proach radar on the ground.

It's not enough to add a computer and remove some controls. The control panel also must be equipped with new instruments and displays. Hayes has ideas along this line, too. For blind flying, the space center will investigate a computer-controlled holographic display that would allow a pilot to view a landing site in its actual perspective. The plane's position and attitude relative to the airport or heliport would be fed to the computer by an inertial platform and beacon or radar sensors. The hologram would show the site in perspective (and in motion) as the aircraft moved relative to the ground.

Full circle. Meanwhile, Hayes also hopes to improve spacecraft cockpit display and instrumentation. With this aim, the NASA center has borrowed the Gemini capsule from the Smithsonian Institution and will use it as a test-bed for new display ideas and human factors analysis.

By early 1968 Hayes hopes to have a computer hooked up to the capsule's instrumentation and to have engineers in the cockpit flying simulated missions.

The center has the Gemini 2 on the lobby floor of one of its Cambridge buildings and modification should be completed next month. Meanwhile, the Gemini data-handling system is being adapted for v/stoL applications by Electro-Mechanical Research Inc. of Sarasota, Fla. And Honeywell Inc. of St. Petersburg, Fla. is refurbishing Gemini guidance and navigation gear.

Hayes hopes to have a modified helicopter flying next June with Gemini navigation gear borrowed from the Air Force's Manned Orbiting Laboratory project office. Simulations in the Gemini 2 capsule will begin about Feb. 1.

For the record

Heat switch. The Du Pont Co. has developed an unusual crystal-line metal that suddenly becomes magnetic at critical temperatures and then becomes nonmagnetic at

SPEER COMPONENT COMMENTS

All about a new economical method for selecting the right precision industrial resistors...

It's called "looking for the particular precision resistors that deliver the exact functional characteristics you need at the lowest possible price."


Perhaps this highly sensible method isn't new to you. But it will be to a lot of people. We've been amazed to discover just how many design engineers specify their industrial precision resistors on the basis of arbitrary (and non-functional) labels—such as the fact that the resistors meet certain MIL specs or feature "wire-wound" construction.

Don't get us wrong. MIL-spec resistors are fine—for military applications. But is it really logical to pay a premium for a wider range of environmental adaptability—and more documentation—than your industrial application actually involves?

Wire-wound resistors are fine, too. Even when they're evaluated on a functional basis, they may prove to be better than metal film resistors for certain industrial applications. But if you still assume that wire-wounds are better for every application, you simply haven't been paying sufficient attention to what's been happening in precision resistor technology in recent years.

Thanks in part to important advances by the Speer research and development people, our JXP resistors now are competitive with wire-wounds as far as resistance-temperature stability is concerned. And their statistical reliability is greater. Ditto their power density, when performance is equivalent. And their prices are not only competitive but are in many cases even lower than wire-wounds.

Our JXP metal film resistors, because of our exclusive manufacturing process, can be produced to tighter tolerances than wire-wounds at sig-



nificantly less cost for most resistance ranges. Furthermore, they automatically incorporate faster response and settling times at no additional cost.


You can get JXP's with tolerances and TCs as low as $\pm 0.02\%$ and ± 2 PPM/ $^{\circ}\text{C}$, respectively, upon request. These "white room" metal film resistors have other startling functional characteristics that you should also be aware of. Use the coupon, and we'll send you the full details.

...and the right industrial precision resistor networks

As we've just demonstrated, evaluating industrial precision resistors on the basis of functional characteristics rather than arbitrary labels may change your buying habits.

Well, the same goes for resistor networks.

Our JXP precision resistors are available in all kinds of packaged networks and assemblies, needless to say. In addition, we can furnish you



with any network engineering assistance you might need—from prototype preparation to testing and certification. For complete information, mail us the coupon.

How's your frequency on Typical Error #4 in inductor testing?

Continuing our review of the errors often made when measuring inductance and Q (see MIL-C-15305), error #4 is letting your test frequency become inaccurate.

Needless to say, preventing this particular lapse is easy. Just check it at regular intervals using accepted instruments of at least 0.1% accuracy.

For additional errors—and how to adjust for them—check with us.

AIRCO Speer Electronic Components

St. Marys, Pa. 15857

Rush details on just how functional your JXP precision resistors really are.

Ditto on your JXP precision resistor networks.


Name _____

Title _____

Company _____

Street _____

City _____ State _____ Zip _____



introducing a new versatile phase angle voltmeter for production test

North Atlantic now brings you a new group of solid-state Phase Angle Voltmeters for precision phase-sensitive nulling applications in production test and ground support equipment.

Designed for versatility, they feature measurement of the vector components (including phase) of complex AC signals at 4 discrete frequencies from 30Hz to 20KHz. Operating frequencies can be rapidly changed without calibration by direct plug-in replacement of frequency modules and harmonic rejection filters. Full operating performance is maintained over a bandwidth of $\pm 5\%$ and with 10X signal input overload.

The unit illustrated is the Model 214A. Also available are the Model 214B with reference isolation, and Model 214C with both signal and reference isolation.

North Atlantic's sales representative in your area (see EEM) can tell you all about these units as well as other Phase Angle Voltmeters and Phase Sensitive Converters.



NORTH ATLANTIC industries, inc.
TERMINAL DRIVE, PLAINVIEW, NEW YORK 11803 • 516-681-8600

higher temperatures. Du Pont has yet to determine applications for the metal. In fact, it has sent samples to more than 100 companies in an effort to find applications. But two broad possibilities are seen: as a switch triggered by temperature change and as a core of an inductor of a transmitting oscillator.

The material, chromium-manganese antimonides, can be made to operate in environments between -200° and $+150^{\circ}\text{C}$. The temperature spread at which the magnetic state turns on and off can be made as narrow as 0.1° and as wide as 100° . The critical temperatures at which the magnetic reaction occurs can also be affected by changes in the pressure and an external magnetic field. Using pulsed magnetic fields, the Du Pont scientists have recorded changes in the material's magnetic field as quickly as 0.3 microsecond.

Life-size holograms. RCA Laboratories scientists have developed a way to generate large holograms with a depth of field of up to six feet; earlier holograms were limited to fields of no more than a few inches. Researchers predict they could eventually make holograms as large as 35 feet across. What gives the RCA holograms these added features is the replacement of the mirror at one end of the laser with a piezoelectric-controlled three-mirror interferometer, which sharply improves the coherence of the output beam over a long path.

Second try. Amphenol Corp. of Chicago, in a second effort to prevent a takeover by Solitron Devices Inc. of Tappan, N.Y., is negotiating a merger with Bunker-Ramo Corp. of New York. In September, Amphenol failed to arrange a merger with Sangamo Electric Co. of Springfield, Ill.

In the courts. The Justice Department has urged the Supreme Court to defer its decision on the application of copyright laws to CATV systems, following a Dec. 4 invitation by the court for an expression of Justice Department views. U.S. Solicitor General Irwin Griswold also said that the court should proceed with a decision on whether the FCC has the authority to regulate CATV.

NOW

RCA LOW-POWER DTL

2 PACKAGES

NEW LOW PRICES



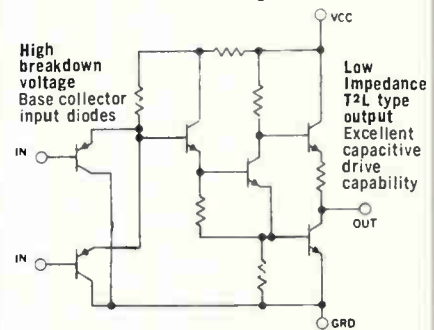
RCA's Unique High-Reliability Hermetic Packages...Single Welded Cap Leads do not pass through seal...lead abuse can't affect hermeticity.

RCA 2.3mW DTL in Hermetic Ceramic packages for -55°C to $+125^{\circ}\text{C}$ operation

DESCRIPTION	IN FLAT PACK	IN DUAL IN-LINE	PRICE (1000+)
Dual 4-Input Expandable NAND Gate	CD2200	CD2200D	\$3.15
Quadruple 2-Input NAND Gate	CD2201	CD2201D	\$3.30
Dual 4-Input Expandable NAND Buffer Gate	CD2202	CD2202D	\$3.30
J-K Flip-Flop; 2 "J", 2 "K", 2 Set and 2 Reset inputs, Split Clock	CD2203	CD2203D	\$4.20
Dual 4-Input Gate Expander	CD2204	CD2204D	\$2.25
Dual 3-Input Expandable AND-OR-NOT Gate	CD2205	CD2205D	\$3.15

NOW AVAILABLE IN PRODUCTION QUANTITIES. CALL YOUR RCA REPRESENTATIVE

Basic Gate Configuration



High noise immunity 1.2V (typ) @ 25°C

Device dissipation (typ) 2.3mW per Gate —7mW per Flip-Flop. Full military operating temperature range— -55°C to $+125^{\circ}\text{C}$ Flip-Flop clock frequencies (typ) 3MHz. Single power supply +3.8V to +6.3V; 4V optimum. NAND gates pin-compatible with popular 930 DTL circuits.

Data sheets and extensive application notes available for both—CD2200 series in 14-lead Flat-Pack and CD2200D series in Dual In-Line package. Call your RCA Sales Representative, your RCA Distributor or write to RCA Commercial Engineering, Section ICN12-4, Harrison, N.J. 07029.

CHECK YOUR RCA DISTRIBUTOR FOR HIS PRICE AND DELIVERY.

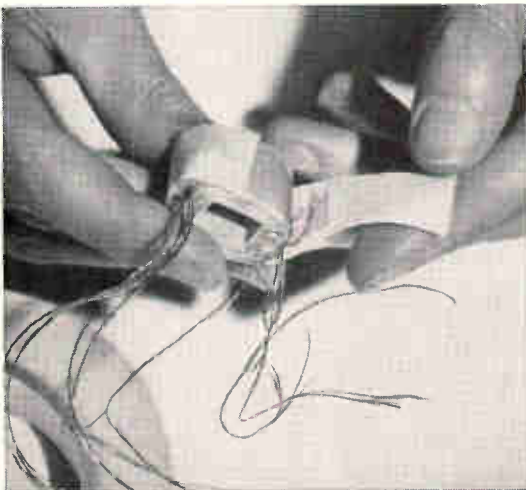
RCA Electronic Components and Devices



The Most Trusted Name in Electronics



When it comes to electrical tapes, Mystik is king!



No doubt about it, Mystik leads the field in special-purpose tapes. Our extensive line of top quality products are perfect for hundreds of applications ranging from conventional industrial uses to the more sophisticated demands of the space age.

Mystik tapes are made in a wide range of materials including paper, plastic, cloth and glass cloth as well as many types of films and foils. They provide physical and performance characteristics of every description and are suitable for binding, shielding, strapping and insulating. Mystik pioneered tapes with heat-resistant silicone adhesives that grip like a vise even when exposed to high temperatures. Other new tapes are continually being developed to keep pace with the needs of the rapidly-expanding electrical industry.

We'll gladly prove our right to the "crown". Our local distributor will assist you in selecting the right tape for your application. He's in the Yellow Pages under "Tape" or write The Borden Chemical Co., Mystik Tape Div., 1700 Winnetka Ave., Northfield, Ill.



**BORDEN
CHEMICAL**

Being an HP Frequency Synthesizer is a tough life.

Using one is a snap.

The trouble with being a reliable instrument is that everyone is always asking you to prove it. Especially if you're a Hewlett-Packard Frequency Synthesizer, because many synthesizer users freeze them to -20°C, heat them to +65°C, engulf them in humid air, drop them 2½ feet (a 50G shock when they hit sand), and whack them with a 400 lb. hammer to prove conformance to military specification MIL-E-16400F. It is a tough life; that's why every HP synthesizer would much rather be the operator.

Look what he gets:

- Frequency change by pushbutton or remote command (20 μsec, typical).
- Frequency increments as small as 0.01 Hz.
- Search oscillator for continuous tuning or sweep capability.
- Low spurious signals, low phase noise, high spectral purity.
- Direct synthesis for best stability, fast switching, fail-safe operation.

MODEL	RANGE	MINIMUM INCREMENT	SPURIOUS SIGNALS	PRICE
5105A	100 kHz—500 MHz	0.1 Hz	70 dB	\$13,500.*
5100B	0.1 Hz—50 MHz	0.01 Hz	90 dB	\$12,500.*
5102A**	0.01 Hz—100 kHz 0.1 Hz—1 MHz	0.01 Hz 0.1 Hz	90 dB 70 dB	\$6500.
5103A**	0.01 Hz—1 MHz 0.1 Hz—10 MHz	0.1 Hz 1 Hz	70 dB 50 dB	\$7100.


*Includes required 5110B Driver (\$4350) which operates up to four synthesizers.


**Dual range unit; has internal driver.

Military-type reliability at commercial instrument prices is an extra benefit provided by HP synthesizers for commercial, scientific and military users.

It's easy to see why, after high and low temperature, humidity, jarring drops and fierce hammer blows, it's still the user of our frequency synthesizers who gets all the breaks.

Call your local HP field engineer or write Hewlett-Packard, Palo Alto, California 94304; Europe: 54 Route des Acacias, Geneva.

HEWLETT  PACKARD
FREQUENCY SYNTHESIZERS





Some people can make anything with Signetics' linear integrated circuits.

Like this FM receiver our friend put together. Its IF strip is made up of Signetics' new 510 Dual RF/IF Amplifiers. It will never win a prize for either industrial or electronic design—but then, it wasn't intended to. Does it work? We had it running continuously during the recent WESCON show. Our booth traffic indicator says that some 20,000 engineers saw it, heard it, and thought it sounded pretty good. We know that lots of them can design a better receiver with the same parts. That's their business. Ours is making integrated circuits.

Want to know more about the Signetics' 510 Dual RF/IF Amplifier? Send for a data sheet and a reprint of Ralph

Seymour's WESCON paper on its design and applications.

Want to know more about Signetics' other new linear IC's—the 515 Differential Amplifier and 516 Operational Amplifier—or about the field-proven 501 Video Amplifier and 518 Voltage Comparator? Just ask. We'll get data sheets and application notes to you...fast.

**SIGNETICS
INTEGRATED
CIRCUITS**

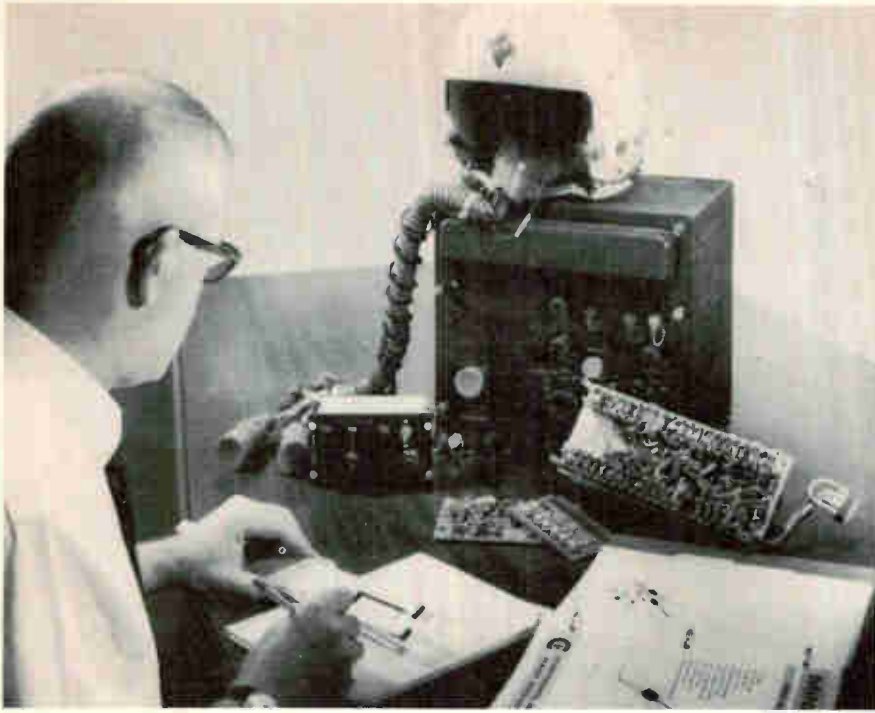
A SUBSIDIARY OF CORNING GLASS WORKS

SIGNETICS SALES OFFICES: Metropolitan New York (201) 992-3980; Upper New York State (315) 469-1072; Southwestern (214) 231-6344; Western Regional (213) 272-9421; Orange County (714) 636-4260; Eastern Regional (617) 245-8200; Washington-Baltimore (301) 946-6030; Mid-Atlantic (609) 858-2864; Southeastern (813) 726-3734; Midwestern Regional (312) 259-8300; Northwestern (408) 738-2710.

DISTRIBUTORS: Compar at all locations listed below. Semiconductor Specialists, Inc. (312) 279-1000; Terminal Hudson Electronics (212) 243-5200; Wesco Electronics (213) 684-0880; Wesco Electronics (405) 968-3475; Hammond Electronics (305) 241-6601; Avnet Electronics Corp. of Massachusetts (617) 272-3060; Pioneer Standard Electronics Inc. (301) 427-3300; Kieruluff Electronics (206) RO 3-5510.

DOMESTIC REPRESENTATIVES: Jack Pyle Company (415) 349-1266. Compar Corporation at the following locations: Alabama (205) 539-8476; Arizona (602) 947-4336; California (213) 245-1172; California (415) 697-6244; Colorado (303) 781-0912; Connecticut (203) 288-9276; Florida (305) 855-3964; Illinois (312) 692-4125; Maryland (301) 484-5400; Massachusetts (617) 969-7140; Michigan (313) 357-5369; Minnesota (612) 922-7011; Missouri (314) 542-3399; New Jersey (609) 429-1526; New Mexico (505) 265-1020; New York (518) 436-8536; New York (607) 723-8743; New York (516) 921-9393; North Carolina (919) 724-0750; Ohio (216) 333-4120; Ohio (513) 878-2631; Texas (214) EM 3-1526; Texas (713) 667-3420; Washington (206) 763-1711.

INTERNATIONAL SALES: France, Germany, Italy, Belgium, Holland, Luxemburg, Spain—Sovcor Electronique, 11, Chemin de Ronde, Le Vesinet, (S.-&O.) France. United Kingdom, Ireland, Sweden, Denmark, Norway, Switzerland, Austria, Portugal—Electrosil Ltd., Lakeside Estate, Colnbrook-Bypass Slough, Buckinghamshire, Great Britain. Australia—Corning, 1202 Plaza Building, Australia Square, Sydney, N.S.W. 27-4318. Canada—Corning Glass Works of Canada, Ltd., Leaside Plant, Ontario, Canada (416) 421-1500. Israel—Optronix, P.O. Box 195, Ramat-Gan, Israel 724-437. Japan—ASAHI Glass Co., Ltd., Corning Products Sales Dept. No. 2, 3-Chome Marunouchi, Chiyoda-ku, Tokyo, Japan.



**how to
save space
in avionics
black boxes...**

Application: Fire control system on our latest tactical fighter.

Problem: How to fit an analog/digital data processor, two servo systems, and a power supply into a 10" x 8" x 6" box and still not sacrifice reliability.

Solution: Thick film substrates utilizing Minitan solid tantalum capacitors.

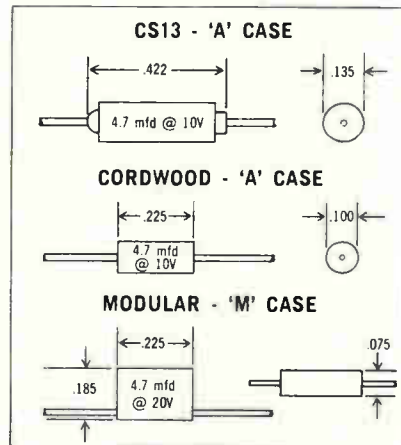
Minitan subminiature solid tantalums are up to 75% smaller than equivalent CS13 styles — at no sacrifice in performance. That's why Minitans are specified on Poseidon, HARP, F-111, Apollo, Saturn V and dozens of other airborne and space systems.

Minitans operate reliably to 125°C, handle 130% voltage surges, and withstand Method 106 moisture testing. Standard tolerances are $\pm 20\%$, $\pm 10\%$, and $\pm 5\%$. DC leakage is typi-

cally less than .01 μA per mfd-volt. Impedance is below 10 ohms between 1MHz and 10MHz.

voltages to 35 volts, and capacitance values from .001 to 220 mfd. A full line of non-polar styles is offered for severe reverse DC bias applications.

Components, Inc. offers more subminiature case styles and ratings than anyone else. Our products are designed in, not added on. So we welcome requests for samples, performance and reliability data, and applications aid. Almost every catalog part can be shipped in prototype quantities within 24 hours.



Not only are Minitans substantially smaller than CS13s, they come in both rectangular and tubular styles with either radial or axial leads. For maximum IC compatibility, gold plated ribbon leads are a standard option.


Minitan subminiatures are available in 11 case sizes, working

**... with
Minitan[®]
solid tantalum
capacitors.**



**COMPONENTS, INC.
MAINE DIVISION**

SMITH ST. BIDDEFORD, MAINE 04005 TEL: 207-284-5956 TWX-710-229-1559



WE'RE THE 61st COMPANY TO SELL DRY REED RELAYS (SO WE MUST HAVE SOMETHING SPECIAL TO OFFER YOU)

And we do. A complete line of dry reed relays in both standard and miniature sizes. Single, double, and 4-pole designs. Plus—and here's where we really separate ourselves from the other 60—design and application

assistance early in the planning stages. You see, we didn't decide overnight to go into this business. We've been making relays since 1933, and have today the world's most complete line of mercury-displacement and mercury-wetted relays. Now, we can

handle even more of your relay requirements.

Write today for our new catalog of dry reed relays. And give "Number 61" a try on your next circuit design problem.



THE ADAMS & WESTLAKE COMPANY

A SUBSIDIARY OF **ALLIED** PRODUCTS CORPORATION

Elkhart, Indiana 46514 • 219 264-1141 • TWX 219 522 3102 • TELEX 25-8458 • CABLE ADLAKE

Washington Newsletter

December 25, 1967

Corsair's 4 Pi gets big plus

The digital computer going into the Corsair 2 aircraft—the Air Force A-7D and the Navy A-7E—was souped up by IBM before it delivered the original unit. The upgraded version of the 4 Pi model TC—called TC 2—may end up as an off-the-shelf machine in IBM's growing line of avionics equipment.

With a speed of 125,000 operations per second, the TC 2 is twice as fast as the original model. The number of operations is based on 80% add and 20% multiply and divide, which is expected to be the average operational mix of the machine. IBM did this by boosting the computer's oscillator speed and increasing the memory's 8-bit word length to 32 bits.

IBM, which wasn't required to improve the computer, did so on its own and offered the new version for the Corsair 2. The offer was accepted and the company has just delivered the first units. Ling-Temco-Vought is building the Corsairs and deliveries are slated to begin late next year [Electronics, Sept. 4, p. 53].

NASA's high hopes deflated by LBJ

NASA is in for harder times next year. Plans to pump more money into the Apollo Applications Program and such new planetary projects as Voyager are out the window as cutbacks in civilian space spending continue into fiscal 1969. Space officials now expect the White House to bar them from asking for more than \$4.2 billion. To make matters worse, chances are that NASA won't be able to commit much more than \$4.2 billion of the \$4.6 billion Congress approved this year. This is a far cry from the \$5.1 billion NASA requested last January.

The space agency had been hoping for at least \$4.6 billion next year. By keeping spending at this level and picking up \$500 million from the expected drop in spending on the Apollo lunar landing program—from \$2.6 billion to \$2.1 billion—there would have been enough money to give the Apollo Applications and unmanned planetary programs a big boost, NASA officials say. But now, James E. Webb, NASA's chief, says he won't spend any money for these new programs unless there are indications of a higher budget for fiscal 1970.

Pentagon anchors Navy's Omega

Navy officials seeking the Pentagon's go-ahead for full-scale deployment of the Omega navigation system got the answer they were afraid of getting: approval, but no funding to implement it. As expected [Electronics, Oct. 16, p. 69], the Defense Department's reasons were based on the crackdown on non-Vietnam military spending. **And the Navy is pessimistic about getting any funds in the fiscal 1969 budget to turn its limited research and development system into an operational worldwide navigation network.**

The Pentagon told the Navy it could give Omega's four present transmitters "operational status"—whatever that means. As one Navy project officer put it: "Your guess is as good as mine." The very-low-frequency transmitters, though officially listed as R&D installations, actually have been operational for more than a year.

Had the Pentagon gone along with full-scale deployment, the Navy planned to double the power of the transmitters and add other equipment at these four sites. It also would have built four more transmitters.

Washington Newsletter

The way things stand now, the Navy says it would welcome an offer by any other nation to build the transmitters.

Backup range radar back in Apollo plan

NASA has had second thoughts about a backup system for the rendezvous radar on the Apollo lunar module. After ruling out the additional equipment several months ago, as part of the effort to keep the lunar-module's weight down, the space agency recently decided it needed the backup and is now going all out to get a system ready in time for the first lunar landing.

RCA, which is also building the primary radar, has just delivered preliminary design studies of the vhf-ranger to NASA. The ranging system will share some hardware with the Apollo vhf voice/data system. Keeping the weight down will be the biggest design problem. Ranger electronics will be in the command module and must not weigh more than 5.5 pounds; the lunar module transponder will weigh 3 pounds.

Comsat may be using Hughes talks to spur TRW Intelsat work

Comsat may be using its current talks with Hughes about buying an upgraded version of the Intelsat 2 satellite to pressure TRW Systems into speeding the development of Intelsat 3. At least that's what observers close to the scene are saying. **The odds, they say, now favor Comsat sticking with TRW and not buying the Hughes satellite as a backup.**

TRW, which has been having problems building the satellite [Electronics, Dec. 11, p. 25], is now guaranteeing Comsat that it will deliver the first Intelsat 3 by Aug. 15. But the company won't promise that the communications subsystem being built by ITT will be ready by this date.

ITT's performance on the Intelsat 3 contract was a major topic at the Dec. 15 meeting of Comsat's directors. Comsat's concern was shown by a board decision directing top management to meet with Harold S. Geneen, ITT president, to discuss ITT's work.

Comsat is about to decide whether to gamble on TRW delivering the complete satellite package in time for a Sept. 1 launch or to accept the Hughes offer.

Panel mulls selling of frequency space

President Johnson's telecommunications task force, hard at work after months of wheel spinning [Electronics, Dec. 11, p. 67], is seriously considering proposals that users pay for frequency spectrum space and that the international operations of U.S. common carriers be merged. The plan for overseas consolidation has already been discussed, and its inclusion in the group's report would come as no surprise, but **the idea of selling frequency space is new and is sure to be hotly debated.**

Air traffic control still up in the air

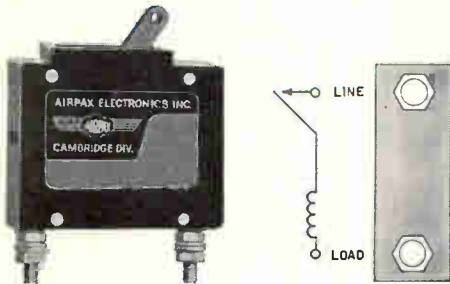
Industry is finding it difficult to determine what priority the Administration is giving air traffic control. The FAA still hasn't set a firm date for a pre-bidding conference to brief electronics companies on requirements for terminal air traffic control equipment. Postponed several times from its originally scheduled August date [Electronics, Oct. 16, p. 69], the meeting is now slated for "sometime in 1968," according to the agency.

Because the Budget Bureau has delayed the release of fiscal 1968 allocations, the FAA says "there's no use in holding the conference until we know how the pie will be cut." **The FAA had earmarked \$7.8 million for terminal automation in fiscal 1968, but that figure could be cut.**

ANY OF FIVE PROTECTIVE CIRCUITS IN ONE EASILY OPERATED SWITCH

APL CIRCUIT PROTECTORS

SERIES TRIP



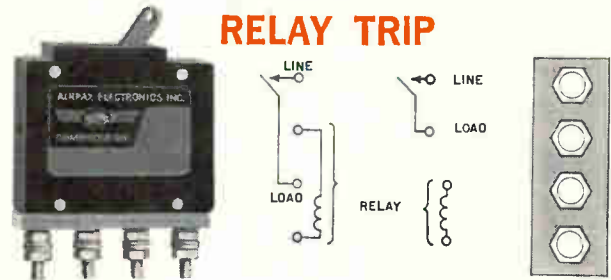
Airpax APL circuit protectors are manufactured in five circuit configurations. Each is available in any of 10 time delays, in any of 16 standard trip levels, and rated for a maximum of either 50 vdc, 250 vrms at 60 Hz, or 250 vrms at 400 Hz.

SHUNT TRIP




Shunt trip provides you with several possibilities. You can program an external shunt across the coil to change trip level for different operating modes of your equipment.

RELAY TRIP



In protector Types APL-4 and -5, coil and contacts terminate at separate pairs of terminals. With this configuration, you can control current in one circuit by a different current in a separate circuit.


REMOTE INDICATION



A switch built into Type APL-RE protector transfers up to 5 amperes in a separate signalling circuit.

To the operator it's an ON-OFF switch. To you it's a design simplifier.

REMOTE OPERATE




Auxiliary contacts built into Types-RO and -RO1 handle up to 10 amperes. The spdt switch operation is coordinated with the operation of the main contacts. Used to switch a remote load, this feature provides means for interlocking and protecting related loads.

AIRPAX ELECTRONICS

CAMBRIDGE DIVISION • CAMBRIDGE, MARYLAND
Phone 301-228-4600

Obviously from Sprague Electric!



**Higher CV product per cubic inch
than any other solid tantalum capacitor!**



Red Top® Miniature Solid-Electrolyte Tantalex® Capacitors

Red Top® Capacitors are TOPS when your circuit design calls for reliable, low-cost, commercial/industrial solid tantalums for printed wiring boards, packaged circuit modules, and other applications where miniaturization is a must.

Their special construction employs a metal case and plastic resin end seal, providing the price advantages but eliminating the mechanical disadvantages often associated with molded capacitors, such as "off-center" units with consequent "thin" walls, secondary cathode connection prior to molding, and limited humidity resistance.

Red Top® Capacitors are ideally suited for today's circuit design requirements which demand filtering at specific locations. Their small size permits "salting" or "sprinkling" wherever needed:

With capacitance values that range from 68 μF to .016 μF in voltage ratings from 2 to 100 WVDC, Sprague Red Top® Capacitors are available with axial or "single-ended" leads.

For complete technical data, write for Engineering Bulletin 3536A to Technical Literature Service, Sprague Electric Company, 35 Marshall Street, North Adams, Massachusetts 01247.

SPRAGUE COMPONENTS

CAPACITORS
TRANSISTORS
RESISTORS
INTEGRATED CIRCUITS
THIN-FILM MICROCIRCUITS
45C-7138

PULSE TRANSFORMERS
INTERFERENCE FILTERS
PULSE-FORMING NETWORKS
TOROIDAL INDUCTORS
ELECTRIC WAVE FILTERS

CERAMIC-BASE PRINTED NETWORKS
PACKAGED COMPONENT ASSEMBLIES
BOBBIN and TAPE WOUND MAGNETIC CORES
SILICON RECTIFIER GATE CONTROLS
FUNCTIONAL DIGITAL CIRCUITS



Sprague® and '®' are registered trademarks of the Sprague Electric Co.

Technical Articles

**Integrated circuits
in action,
Part 8:
Spotting targets
on the wing
page 58**

In a radar that spots moving targets, signal sampling techniques have always looked desirable but they have had to be ignored because so many separate channels and individual components have been needed. The use of integrated electronics changes all that by reducing the cost of components so much that the number of components used no longer is a limiting factor, nor is size. Using range gates and filters (so-called RCF) constructed of IC's, engineers at General Electric have designed an airborne moving target radar whose system performance is very attractive.

**Forecast is cloudy
but warmer
page 71**



Electronics' reporters and editors in 13 countries examine the prospects for electronics markets in Europe and detail the technological trends for 1968. The conclusion: the devaluation of the British pound has added a confusing note to an already cloudy picture. In general, however, prospects seem fine for Italy, West Germany, France, and Portugal; but there is worry about recession in Great Britain and the Scandinavian countries. For the cover, Del Mulkey caught two Frenchmen watching a demonstration of color tv. The success—or lack of it—that color tv has may be the difference between good and bad years for the consumer electronics producers of many European countries in 1968.

**European markets
report: 1968
page 95**

Electronics market research manager Milton Drake interviewed over a hundred companies, government agencies and industry associations to compile the most comprehensive statistics on European electronics markets ever published. This year's report analyzes markets in 11 countries.

**Annual index
page 149**

Annual subject matter and author index for technical articles and news stories that appeared in Electronics in 1967.

**Coming
January 8**

- Annual U.S. market report
- Guarding against power fluctuation
- How IC's improve a tape recorder

Integrated circuits in action: part 8

Spotting targets on the wing

With a combination of silicon IC's, thin films and discretes, range gates and filters help eliminate ground clutter in processing radar target returns

By Robert J. Berg and Paul N. Marshall

Defense Electronics Division, General Electric Co., Utica, N.Y.

Detecting a moving target from a moving airplane is much more difficult than detecting such a target from a fixed position on the ground. It's like trying to score a bull's-eye with buckshot, with both the marksman and the target in motion.

In an airborne moving-target-indicator (AMTI) radar the most difficult problem is to filter out the moving target from the motionless clutter—the unwanted echoes in which it is found.

At General Electric this is being done by a non-coherent radar using range gates and filters (RCF), a technique that until recently has been generally ignored. In this approach, a moving target in clutter produces a series of pulses whose amplitudes vary according to the velocity of the target. A stationary target produces constant-amplitude pulses.

The RCF approach to processing the radar's detected video i-f signal has been considered impractical because so many separate channels and individual components are needed. It is attractive from the standpoints of system performance and circuit design. But for airborne use, the radar would be too bulky, unreliable and require too much power.

These objections no longer are valid because of the availability of monolithic integrated circuits and hybrid thin-film technology. So many circuits can be put on a single chip of silicon that size is no longer a problem. Five separate range-gate-and-filter channels fit on a printed circuit board of the same size that previously held only one. In addition, reliability of the IC's is high and over-all power required is low. And by using a selection of both digital and analog circuits made up of sili-

con IC's, thin films, and discrete components, the best possible characteristics can be obtained.

Most of the resistive elements are made of thin films and almost all of the transistors are on monolithic silicon chips. Discrete components are used where power dissipation is high and where tolerances must be held within narrow limits.

With an RCF video processor in an airborne moving target indicator, the system designer has more flexibility than he has with other techniques in shaping the clutter filter characteristics to match the clutter spectrum. A filter with the proper skirt selectivity, for example, minimizes the lower-frequency doppler clutter returns from fixed targets without degrading the higher-frequency doppler returns from the moving targets.

Such filtering can be done in several ways. Early approaches to AMTI's used video and i-f delay-line cancellers. These are still used in many systems. The delay line serves as a comb filter which rejects the d-c components of the clutter as well as energy near the radar's repetition frequency and its harmonics. Digital and storage tube processors may also be used.

Clutter filtering

But whichever type of processor is selected the filtering process is basically the same. Thus, in a noncoherent radar, in the simplified block diagram, next page, the pulsed oscillator (usually a magnetron) and local oscillator need only be stable enough to hold the mixed-down signal of the i-f within the region of flat i-f gain. The i-f amplifier must be linear because limiting would

lose the doppler amplitude fluctuations. If large dynamic ranges in signal level are expected, a logarithmic i-f amplifier is needed. Usually, the i-f amplifier is a combination: a lin-log amplifier.

The detector following the i-f amplifier is conventional because the video signals resulting from the detection of targets in clutter are like that in any radar: the voltages are unipolar, varying at a slow rate determined by the clutter fluctuation and velocity of the moving target. The amplitude detector acts as a mixer—a nonlinear device. Assuming a dominant square-law nonlinearity, the output time function is the input squared.

The power density spectrum in the frequency domain of the detector output is made up of the dominant, or zero-frequency, term and cross-product terms. The amplitude of the first cross-product depends on both the clutter and target amplitudes. Thus, the power output, P_{out} , of the square-law detector depends on the square of the clutter and the cross-product of the target and clutter amplitudes. It is given by:

$$2C^2 + 2CT \cos \omega_d t$$

The output of the detector differs according to whether the target is seen in the presence of clutter, or is in a clutter-free region, top page 60. Superimposed on the detected output in these figures is the frequency response of an AMTI clutter-rejection filter.

In the presence of clutter, the detector produces the clutter product, C^2 , and clutter-times-target product, $C \times T$, centered in two bands about half the pulse repetition frequency (PRF/2). With the upper cutoff frequency of the AMTI filter at PRF/2, the C^2 clutter return is rejected strongly.

However, when clutter is absent, the filter rejects the clear target, which is at zero frequency. To prevent this, the clutter level is monitored and, when it falls below a minimum threshold, the AMTI video processor is automatically bypassed. Targets are sensed as if the radar were of a conventional design.

It's also necessary to prevent a strong target in the clear from actuating the threshold detector—that is, the target must be routed around the AMTI video processor. This is accomplished by designing the threshold detector so that it isn't actuated by level changes taking place in less than one pulse width of the radar.

Range-gate filtering

The range gate filter channels follow the i-f detector. There are many separate range gates or switches, each followed by identical doppler filter elements. Each gate opens at a time coinciding with a prescribed range, and closes a short time later. The result resembles that of a sampled data system with a bandpass filter removing the clutter between the input samples and the reconstructed output, bottom, next page.

The width of each gate, or channel, is usually

Definition of terms

- C = clutter frequency spectrum
- T = target frequency spectrum
- ω_d = doppler target frequency in radians
 $\omega_d = 2\pi f_d$
- t = time
- f_d = doppler target frequency

$$f_d = \frac{2v}{\lambda}$$

where v = velocity of doppler target
 λ = wavelength of radar

$$\lambda = \frac{c}{f_t}$$

where c = speed of light
 f_t = radar transmission frequency
 f_{i-f} = frequency difference between transmitter and local oscillator or radar system.

set to equal the pulse width of the radar. If the width is small and the range large, a large number of separate channels are needed to cover the entire pulse-repetition frequency of the radar.

For example, an MTI radar with a pulse width of 1 microsecond and a range coverage of 40 nautical miles would need approximately 495 rcf channels. The number of channels is obtained from the formula:

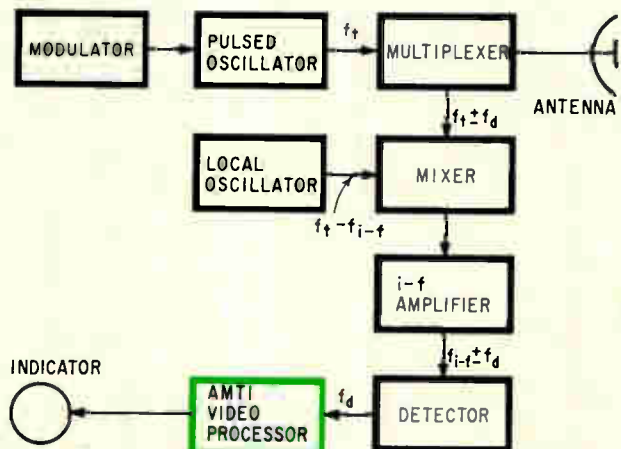
Range coverage (nautical miles)

$$\text{Pulse width (microseconds)} \times 0.081 \left(\frac{\text{nautical miles}}{\text{microsecond}} \right)$$

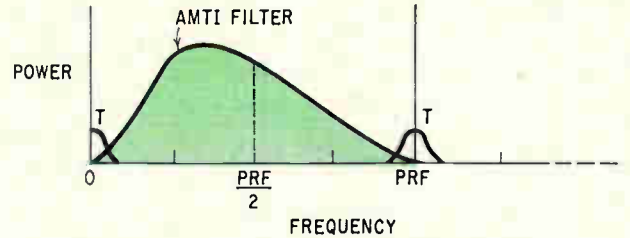
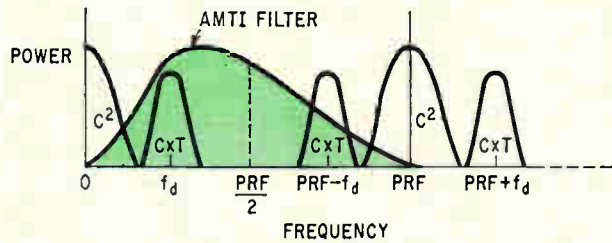
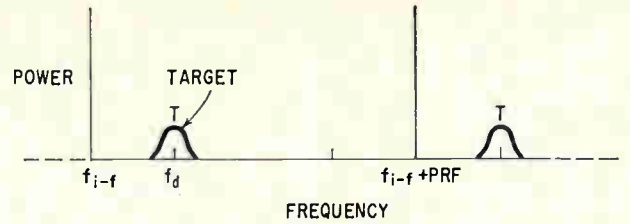
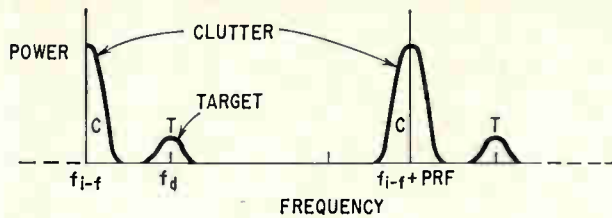
A channel may have as many as 300 components.

Each rcf channel, page 62, includes a ring counter stage which sequences the gating from channel to channel in synchronism with a clock. The counter triggers an input gate, actually part of a boxcar circuit that stores the amplitude of the sample pulse. Output of the boxcar then passes through an active clutter-rejection filter having both high-pass and low-pass sections. A net bandpass characteristic results.

The steep high-pass slope rejects the low-fre-



Noncoherent AMTI. Video processor is added to noncoherent radar system so that it will distinguish moving targets amid clutter.



Target in clutter. Detector input, top, coming from the i-f in noncoherent radar, has target and clutter returns. Detector output has clutter and clutter times target products, bottom. AMTI filter, in color, removes clutter, retains target information.

Target in clear. In a clutter-free region, input to the detector from the i-f, top, contains only target data. AMTI filter, in color, would reject the clear target which, in the detector output, is at zero frequency and at the repetition frequency.

quency clutter components, while passing the higher doppler frequencies from the target. These are amplified and rectified so that the signal is shifted to zero frequency. Thus, regardless of the target doppler, after rectification all target signals can be integrated in a low-pass filter. This filter improves the signal-to-noise ratio by integrating the signal over the beamwidth of the radar system's antenna.

Next follows a gating circuit that adds the channel output to the video output line. The recombined synthetic video then contains only moving-target outputs.

Along with the ring counter, a redundant bank commutator is used to prevent the loss of succeeding blocks of channels, in case a flip-flop in the counter should fail. In one specific design, when no pulse arrives from the preceding channel, the com-

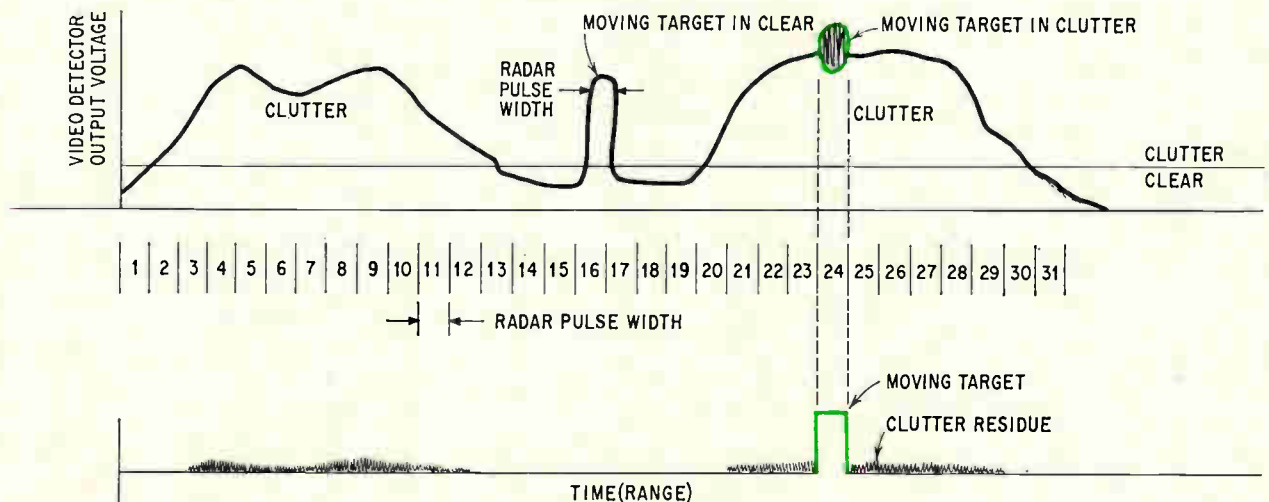
mutator divides the clock pulses by 20 and initiates the gating at successive blocks of 20 channels.

Boxcar

The sample-and-hold boxcar circuit quantizes the range (time) into small intervals and samples and holds the video waveform over the pulse repetition interval. It also attenuates high-frequency components and increases the attenuation of the clutter spectrum at the prf lines.

For a moving target in clutter, the amplitude variation of the pulses appears at the output of the boxcar circuit. For a stationary target, since the amplitude is constant, a d-c voltage appears at the output. The boxcar, therefore, emphasizes the modulation frequency and rejects the radar prf and its harmonics.

Because of the steep rejection characteristics



Range-gate filtering. Separate range gates or switches open at a time coinciding with a prescribed range. Filters following the gates pass the doppler return of the moving target, reject the clutter. Only the target appears at the output, bottom, of this 31-channel processor.

What's an AMTI?

Moving target indicator (MTI) radar systems discern moving targets in the presence of fixed targets whose unwanted radar returns may be many times stronger than those of the moving targets. Their operation is based on the fact that there's a doppler frequency shift when signals are reflected from moving targets. The doppler shift of the return signal is proportional to the velocity at which the target moves.

An airborne moving target indicator (AMTI) has more difficulty than a stationary MTI detecting moving targets because the radar itself is in motion. Its return signals are doppler-shifted, just as those of a moving target with the same relative velocity. But the relative velocity between the radar and target will usually differ from the relative velocity between the radar and clutter. The target may be distinguished from the clutter by this difference in their doppler frequencies.

Another difficulty encountered in both MTI and AMTI radars is that the scanning of the system's an-

tenna modulates the clutter, causing a spectral spreading in the return. Spectral spreading of the clutter is minimal, in the case of an AMTI radar system, when the antenna points in the same direction as the aircraft velocity vector. As the antenna moves off this position, the spectral spreading increases. This reduces the ability of the AMTI radar to distinguish moving targets from fixed targets. Further spectral spreading of the clutter occurs in the processing of a finite pulse train and in instabilities of the radar itself (such as amplitudes and frequency instabilities, pulse and time jitter).

The three types of AMTI radar most frequently used today are the coherent, coherent-on-receive and noncoherent systems. Depending on the system, the frequency shift due to the moving target may be detected as a phase or amplitude fluctuation.

In coherent and coherent-on-receive systems, the principal concern is with the phase information of the doppler return. With phase differences in the return signal to be detected, it is important that very stable reference signals, such

as the phase of the transmitter signal, be preserved in the radar. The coherent systems require, therefore, highly stable performance from usually bulky oscillator assemblies.

In the noncoherent AMTI system, amplitude information—not phase—is used to detect the doppler component produced by a moving target. Highly stable oscillators are not required. For this reason, this system offers a simpler approach. It's more attractive where space and weight are limited, such as in an aircraft. And relying as it does on amplitude detection of the doppler return, the noncoherent AMTI radar system is much like conventional radar.

With special attention to frequency, amplitude and time jitter, a conventional radar may be used as a noncoherent AMTI. The only requirement is to add to the conventional radar an AMTI video processor. This processor cancels out the clutter returns that are present in the detected video output of the radar. It acts as a doppler filter, emphasizing the moving or doppler targets, while removing the fixed targets.

prf staggering must be used to fill in the moving target speeds occurring around the prf. This insures that doppler targets near the radar's prf will be detected. However, the staggering must not generate frequencies in the filter passband.

The range, or video, gate switch, S, in the boxcar, bottom, page 64, must open for less than a few hundred nanoseconds and have rise times as low as 20 to 40 nanoseconds. Since the voltage to which capacitor C is charged during the aperture time must be held to within less than 1% droop while the radar is turned off, all current-leakage paths of the capacitor must be kept to a minimum. The impedance of these paths must be on the order of hundreds of megohms. This means that capacitor C must be of very high quality and the input impedance of the buffer amplifier along with the off impedance, R_{SR} , should be high over the temperature range of the equipment. The on-impedance R_{SF} of the gating switch should be small to achieve the rise times required. To conserve power, the range gate circuit driving switch S should have little or no standby current during the interpulse period.

A linear gate switch that has low on-impedance and high reverse off-impedance is the diode quad. Ideally, in any microminiaturization program, transformers and inductors should be replaced by re-

sistors, capacitors and active devices. Theoretically, the diode quad could be driven by active devices. But in most cases thermal drift problems arise, resulting in large standby currents.

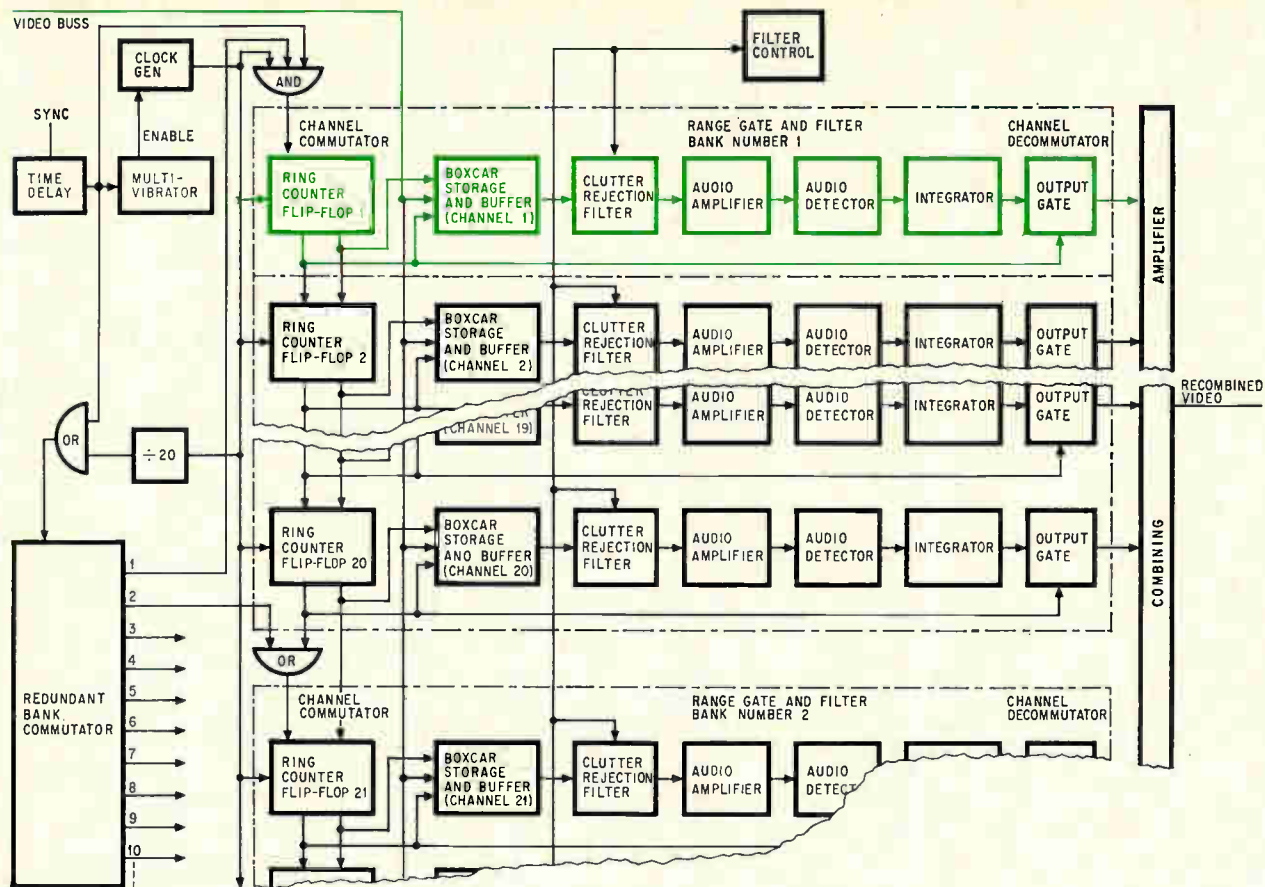
Thus it is more feasible to drive the video gate switch with a transformer. Miniature pulse transformers are available that will support the short pulse-aperture time. A transformer confines the switching currents to an isolated control path and the standby power is zero.

In this area of the ncf channel, the ic designer has yet to produce a device that meets all the requirements of a sample-and-hold circuit. To date, there is no ic that does so and, at the same time, can be easily produced in large quantities.

The diode quads were first made from purchased diode chips. No attempt was made to match them and leakage currents presented a problem as temperature varied. Matched diode quads will be bought in the future from an outside supplier.

Clutter-rejection filter

The clutter-rejection filter (CRF) is a bandpass filter whose bandwidth spreads between the low-frequency clutter spectrum and half of the radar pulse-repetition frequency. For AMTI radars, the PRF is usually within the audio frequency range, so that the filter may be built from either lumped-



Range gates and filters. Video processor for AMTI contains banks of separate filtering channels that are gated open by the ring counter at times corresponding to precise range intervals.

constant elements or linear rc 's.

At audio frequencies, an active resistor-capacitor bandpass filter can be easily designed by cascading high-pass and low-pass filter sections. Break frequencies can be readily selected and slopes can be increased by adding filter sections.

Adjusting the lower break frequency of the clutter-rejection filter compensates for the widening of the clutter spectrum as the antenna scans across the aircraft's ground track.

The CRF can be built from silicon monolithic rc 's, thin-film hybrids, discrete components, or a combination of all three approaches. A monolithic approach is perhaps the most desirable because it takes up the least amount of room and should be cheapest. However, silicon rc resistors do not yet have close enough tolerances to maintain filter cutoff frequencies within $\pm 10\%$, which was required.

Four different kinds of elements were used in the CRF. Arrays of four transistors on a single silicon chip were built in-house. Three-by-three arrays of transistors were purchased. Pico components were used because the capacitances were so large that, fabricated from thin films, they'd take up too much room. Thin films were used for the resistors.

Low-pass and high-pass sections used in the clutter-rejection filter are on page 65. The break

frequency of the high-pass section can be varied most easily by adjusting R_1 and R_2 . This is done best with a continuously variable resistor that is insensitive to temperature.

A field effect transistor was considered for the voltage-variable resistor. It was rejected because cutoff frequency was critical and operating temperature would not be held constant. Unfortunately, the field effect transistor did not have stable enough resistance characteristics.

Precise thin film resistors were switched in, since the break frequencies must be varied. The high-pass filter is easily adapted to such switching. So is the low-pass filter, but its characteristics are varied only if the prf of the radar must be changed.

Amplifier and detector

The output of the clutter-rejection filter is applied to an audio amplifier that brings the low-level doppler signals up to the required level for linear detection. The detector converts the bipolar doppler signal to a unipolar signal. The amplifier was built from linear silicon rc 's and thin-film circuits. Operational amplifiers in silicon monolithic form are particularly desirable because of the need for zero offset with no input to the channel.

The detector was built from diode chips and thin-film resistors.

Integrator and output gate

The output of the detector was applied to the integrator, which may be a simple RC filter or the same type of low-pass filter used in the clutter-rejection filter. Just as in the clutter-rejection low-pass filter, the integrator may be constructed using silicon IC's, thin-film techniques or discrete components, or a combination of the three.

The output gate reconstitutes the video signal. It has turn-on and turn-off times of the order of 10 to 20 nanoseconds. In the off state it has 40 to 50 decibels of isolation.


Diode and transistor chips were bought and attached to thin-film resistor elements to make up the output gates. However, off-the-shelf silicon IC's could also be used. They are more economical than custom-built IC's, particularly if quantities are small. In a custom-built unit, the gate would take up only part of the chip. Other sections of the RGF channel would be included on the chip as well.

Logic


The ring counter, which sequences the gating from channel to channel, was selected from the J-K flip-flops available from many manufacturers. High speed and noise immunity, coupled with low power dissipation, were the major considerations when the choice was made.

Texas Instruments' SN5470 J-K flip-flop, as well as an SN5400—a quad two-input gate—were used. These are transistor-transistor logic elements. Sylvania's S74L I and II logic could be used too.

Each flip-flop was slaved to a master clock having



Super flatpacks. Each RGF channel fits on a 3 x 5 inch circuit board with most elements housed in flatpacks.



Mother board. Five RGF channels fit on a single 5 x 7-inch printed-circuit board.

Components used in an RGF channel

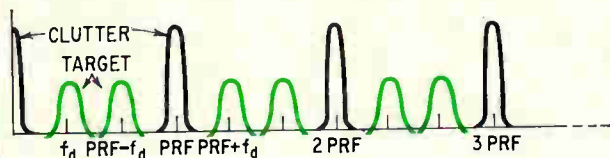
	Discrete ¹					Thin-Films		Pico	Silicon IC's		Transistors			Diodes
	R	C	L	Transistor	Diode	R	C	C	Digital	Analog	Silicon bipolar	Junction FET	MOS-FET	Silicon
Boxcar	3	1	1 transformer	—	1	6	—	2	—	—	2	—	1	4
Clutter rejection filter	4	3	—	2	—	56	—	11	4 (2x2) transistor array	2 (3x3) transistor array	—	—	—	—
Amplifier and detector	1	3	—	—	—	7	—	—	—	1	—	—	—	2
Integrator and output gate	—	1	—	—	—	3	—	—	—	—	1	—	—	1
Logic (ring counter)	—	—	—	—	—	—	—	—	2	—	—	—	—	—
Totals	8	8	1	2	1	72	—	13	6	3	3	—	1	7

Component count does not include power supply decoupling elements (6 resistors, 6 capacitors)

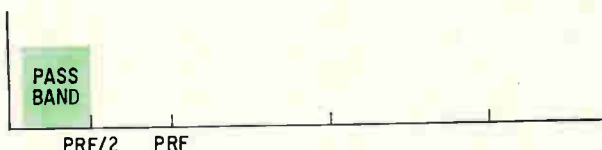
Grand Total: 125 components

¹ External to super flatpacks

Doppler filtering



Frequency spectrum of detected video fed into the range-gate-filter channel has the doppler target return mixed in with the clutter.



Ideal clutter-rejection filter has infinitely sloped skirts with lower frequency cutoff set to reject clutter around zero frequency, upper cutoff frequency set at $PRF/2$.



Idealized spectrum, after filtering, would contain target information only.



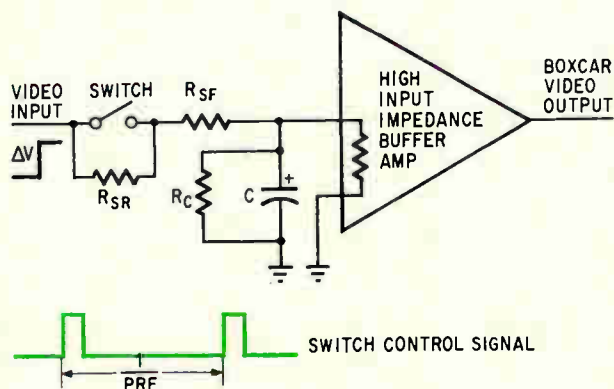
Boxcar filter characteristic has nulls at the PRF lines.



Actual filter characteristic combines responses of boxcar and clutter-rejection filter, which has finite high-pass and low-pass slopes.



Output spectrum of the filter channel has an unattenuated doppler target return which appears with a clutter residue due to the nonideal filtering.



Boxcar circuit. Linear gate switch is part of boxcar circuit in this simplified schematic. Aperture times are less than a few hundred nanoseconds.

a frequency of 10 megahertz or higher. Good noise immunity is an obvious requirement to prevent noise triggers from propagating down through the counter. Low power dissipation is particularly important because of the many separate channels that make up the complete system.

Building the system

A hybrid approach, selecting the best components from silicon ic and thin-film technologies (see table), was used to build the range gate and filter channels. Most of each channel is packaged in two king-size steel packages called "super flatpacks." Each flatpack measures 1.14 x .665 x .145 inches high. This size was selected in part because it would easily hold the $\frac{1}{2}$ x 1-inch alumina substrates on which the thin-film components are placed. Silicon ic chips and discrete components are also placed in the super flatpacks.

Nineteen leads feed out of each long side of the superpack, which is placed on a small 2 x 3 inch daughter board, top, page 63. Five of the small boards, in turn, fit onto a larger 5 x 7-inch mother board, the basic plug-in module of the radar, shown just above the table on page 63.

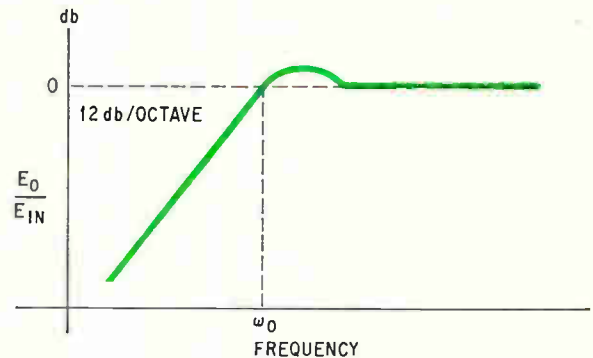
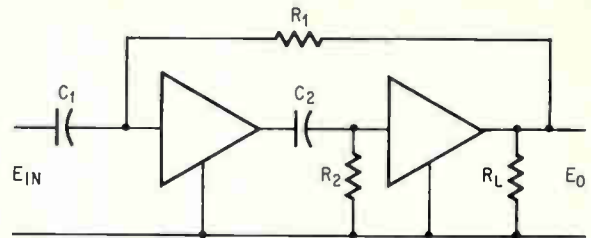
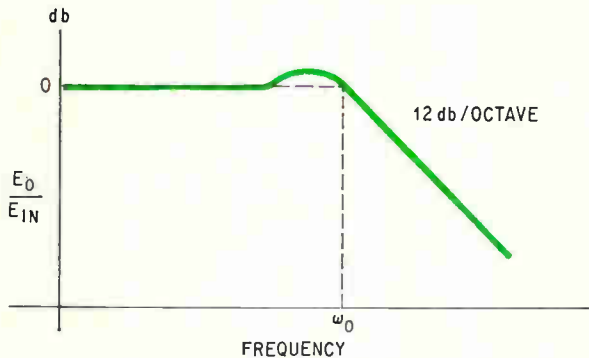
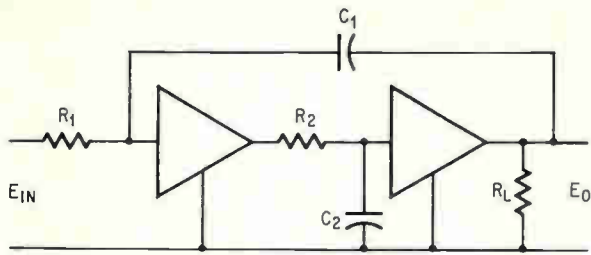
Of the two packs making up an rcf channel, one contains the logic circuitry, the boxcar circuit and three of the seven sections of the clutter-rejection filter. The other contains three more sections of the filter, the audio detector and amplifier, integrator and output gate. A seventh (low-pass) section is on the printed circuit board. D-c coupled low-pass filter sections do not feed each other to avoid adding up the offsets. Power supply voltages are ± 6 volts.

Not placed in the super flatpacks is the large precision resistor which sets the gain of the channel, the transformer that is part of the boxcar circuit, and one low-pass section of the CRF filter. Large frequency compensation capacitors—22,000 and 68,000 picofarads—required in the amplifier detector are also not included. Neither are the decoupling components for the power supply. These elements are all placed on the printed circuit boards.

Each component used in the design was chosen because it has the most favorable characteristics. Thin-film resistors were used when low-temperature coefficients and close tolerance control were needed.

Two materials were used: nichrome, with resistivity of 200 ohms per square and 5,000 ohms-per-square cermet. The size of the flatpack limited the practical range of resistances that could be used: from 20 to 10,000 ohms for the nichrome, and from 4,000 to 200,000 ohms for the cermet. Larger values of resistance could be used but there would then be room for fewer components in the flatpack.

Thin-film capacitors would have created a problem because they take up too much room. Also their yield would have been too low. Discrete pico capacitors were used instead. These devices also have the advantage that thin-film resistors and interconnection runs can be put beneath them. The



Filter sections. Low-pass, left, and high-pass, right, filter sections which may be used in the clutter-rejection filter. Characteristics of the CRF are adjusted by varying the number of sections.

only space they require is for their lead bonds.

Silicon IC's provided the high packaging density for most of the active devices. Commercially available units were used except in one instance in the clutter-rejection filter.

Assembling the channels

Standard assembly techniques were used to fabricate the range gate and filter channels—the active devices die-attached in place, the interconnection wires from the chips to the substrate thermocompression bonded. Each substrate in a super flatpack has more than 75 interconnections.

However, in selecting the components and laying them out, efforts were made to minimize both the number of chips that had to be die-attached and the number of electrical connections. Using the silicon IC's for the logic and amplifying functions did both of these things. But with separate silicon chips, the clutter-rejection filter would have required too many die-attachments and interconnections; specially designed transistor arrays had to be

used instead.

The filter uses 12 individual amplifying and 16 individual bandwidth control transistors requiring 28 die-attachments in all if discrete elements are used. Because the 12 amplifying transistors all have common collectors, it was simple to fabricate them in two 3 x 3 arrays, reducing the number of die attachments from 12 to 2.

Unfortunately, the 16 bandwidth control transistors did not have a common node. They were intergrated in four separate chips. Over-all, then, General Electric's in-house silicon IC capability was able to reduce the die attachments for the complete active filter from 28 to 6, saving not only a lot of space but assembly time as well.

But the in-house silicon IC capability was only one part of the total design approach: choosing the best of the available IC techniques to produce a reliable, high-performance radar system. With further advances in linear and digital silicon IC's, and the use of beam leads, the RCF video processor approach in an AMTI will be even more attractive.



The authors

After six years of circuit design in GE's Aerospace Electronics departments electronic countermeasures group, Robert J. Berg, left, switched a few years ago to radar engineering. There he designs and develops microminiaturized range-gate and filter video processors for ground-based and airborne radars. As a project engineer in his department's microelectronics development program, Paul N. Marshall develops thin-film hybrid and silicon integrated circuits for both analog and digital applications.

Designer's casebook

Designer's casebook is a regular feature in Electronics. Readers are invited to submit novel circuit ideas, packaging schemes, or other unusual solutions to design problems. Descriptions should be short. We'll pay \$50 for each item published.

Pocket-size analog computer divides and multiplies

By Benjamin Shore

Airborne Instruments Laboratory, Deer Park, N.Y.

Now that operational amplifiers have been reduced to the size of a TO-5 can, analog signals can be accurately multiplied or divided in pocket-size circuits. The two input signals are combined by field-effect transistors operated as voltage-variable resistors for either multiplication or division.

The 0.1% accuracy of the circuits makes them attractive as desk-top computers for solving differential equations with variable coefficients, for generating functions, or for breadboard simulation of systems that can be reduced to an electronic analog. The circuits are much faster than multipliers that require bulky servoamplifiers and are more flexible than analog desk-top computers that could not multiply.

Input signals X and Y must be restricted to voltages below the pinchoff voltage of Q₁ and Q₂—0.75 volt in the case of the MEM511A's—so the FET's will operate as voltage-variable resistors. It is assumed that the two transistors are matched in the region below pinchoff, but it is not necessary

for the two transistors to be linear.

Amplifier A₁ has a gain of 1,000 and drives summing point S₁ to zero potential. With junction S₁ at zero, the currents into junction S₁ are equal. Thus,

$$\frac{-V_{ref}}{R_1} = \frac{X}{R_{ds1}} \quad (1)$$

where R_{ds1} is the drain-to-source resistance of transistor Q₁. But -V_{ref} and R₁ are constant so that

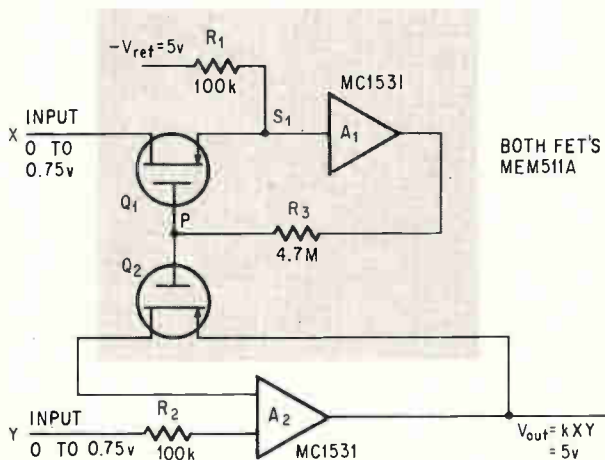
$$\frac{-V_{ref}}{R_1} = \frac{X}{R_{ds1}} = \frac{1}{C_1} \quad (2)$$

where C₁ is a constant. Solving for the drain-to-source resistance, R_{ds1}, yields

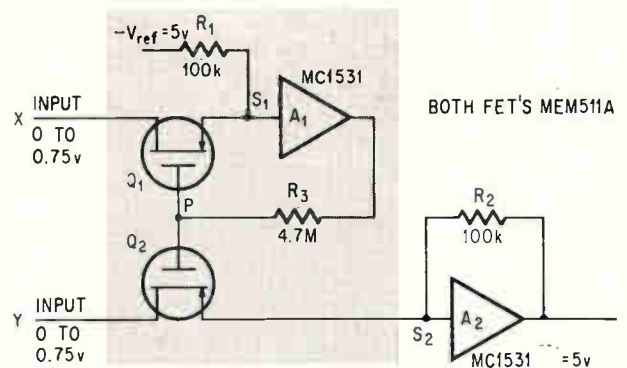
$$R_{ds1} = C_1 X \quad (3)$$

Thus, the drain-to-source resistance of Q₁, R_{ds1} is proportional to the input voltage X.

Resistance R_{ds1} is not directly determined by input X. The drain-to-source resistance of a FET is established only by the voltage on its gate when the FET is operated in the region below its pinchoff voltage. Consequently, it is operational amplifier A₁ that makes R_{ds1} proportional to input X. For example, as X increases, the output current for A₁ decreases, making the voltage at point P more positive. As point P goes more positive, the gates of Q₁ and Q₂ also go more positive; this causes an increase in the resistances R_{ds1} and R_{ds2} of the n-channel FET's. The increase in R_{ds1} compensates for the boost in voltage at input X and maintains a constant current from Q₁ into S₁ that exactly off-



Multiplier. Current proportional to the voltage Y flows through the drain-to-source resistance, R_{ds2}. Resistance R_{ds2} is proportional to the voltage X. Thus, an output voltage, kXY is produced.



Divider. Voltage Y is divided by R_{ds2} and forms a current proportional to the quotient Y/X. The quotient is multiplied by feedback resistor R₂ and produces output voltage kY/X.

sets the constant reference current, $-V_{ref}/R_1$, leaving S_1 at zero volts. Since transistors Q_1 and Q_2 are matched below pinchoff,

$$R_{ds1} = R_{ds2} = R_{ds} \quad (4)$$

Thus, a resistance proportional to the input voltage X is introduced to the feedback loop of operational amplifier A_2 by Q_2 . The output voltage of A_2 may be given by

$$V_{out} = \frac{Y}{R_2} (R_{ds}) \quad (5)$$

Inserting equation 4 in equation 5 yields,

$$\begin{aligned} V_{out} &= \frac{(R_{ds})}{R_2} = \frac{Y}{R_2} (C_1 X) \\ &= \frac{C_1}{R_2} (XY) = kXY \end{aligned} \quad (6)$$

and multiplication of voltage X and Y is accomplished.

Division is handled in a similar manner. The output voltage of the division circuit is

$$V_{out} = \frac{Y}{R_{ds}} (R_2) \quad (7)$$

If equation 4 is inserted in 7, the output voltage becomes

$$\begin{aligned} V_{out} &= \frac{Y}{R_{ds}} (R_2) = \frac{Y R_2}{C_1 X} \\ &= \left(\frac{R_2}{C_1} \right) \left(\frac{Y}{X} \right) = k \left(\frac{Y}{X} \right) \end{aligned} \quad (8)$$

so that a quotient of input voltages X and Y is produced.

Operational amplifier overcomes voltmeter loading

By T.P. Kohler and E.H. Hudspeth

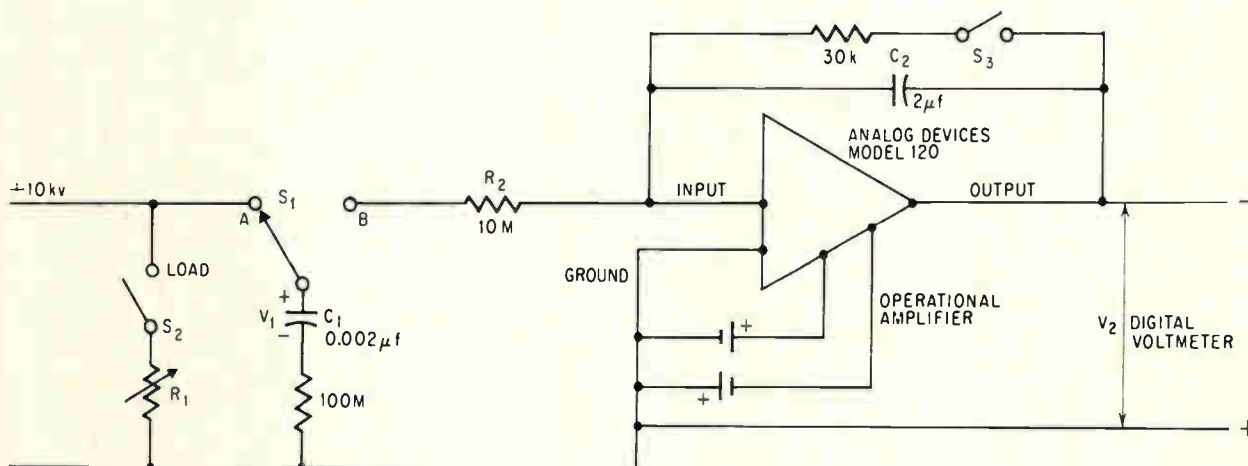
General Electric Co., Syracuse, N.Y.

Current drawn by an electrostatic voltmeter in high voltage tests lowers the measured voltage and consequently limits the accuracy of the measurement. The 2% accuracy of a conventional electrostatic voltmeter causes a significant 200-volt error in a 1-kilovolt measurement. A charge transfer cir-

cuit that precisely divides the high voltage and protects the divided voltage from current drain during test keeps measurement error within 0.5%.

The voltage division is accomplished by transferring the charge on a small, high-voltage capacitor to a large, low-voltage capacitor. The large capacitor is the feedback capacitor of an operational amplifier. Any current drawn by the voltmeter during test is replaced on the capacitor by the amplifier.

The voltage to be measured, V_1 , charges capacitor C_1 when the switch S_1 , is moved to position A. Corona losses are avoided with rounded contacts on both the swinger and position A. By using a glass, oil-filled capacitor for C_1 , the error intro-



Voltage conversion. The 1,000-to-1 division of the high voltage, when the charge on C_1 is transferred to C_2 , allows the digital voltmeter to measure at 0.05% accuracy. The insignificant current drawn by the digital voltmeter is replaced on the capacitor by the operational amplifier.

duced by dielectric losses is eliminated.

To measure the voltage under load conditions switch S_2 is moved to the load position. The value of R_1 is determined by a calculation when the desired load current is known.

When S_1 is moved to position B, the charge on C_1 is completely discharged into the input of the operational amplifier. The resistor R_2 , is placed in series with amplifier to slow the current flow and insure response of the amplifier. The output current of the operational amplifier—equal to the input current—accumulates on C_2 and charges it to a voltage, V_2 , that is related to V_1 by

$$V_1 = V_2 \frac{C_2}{C_1}$$

The voltage, V_2 , is measured by a digital voltmeter. Since the discharge of C_2 during the measurement is replenished by the operational amplifier, V_2 remains permanently accurate. The voltage V_2 is removed from the capacitor by closing switch S_3 , thus allowing the engineer to make further measurements.

Since the C_2/C_1 ratio is involved in the calculation of V_1 , it is precisely determined by placing a standard voltage on C_1 and measuring the voltage on C_2 after current transfer.

Feedback protects amplifier during load failures

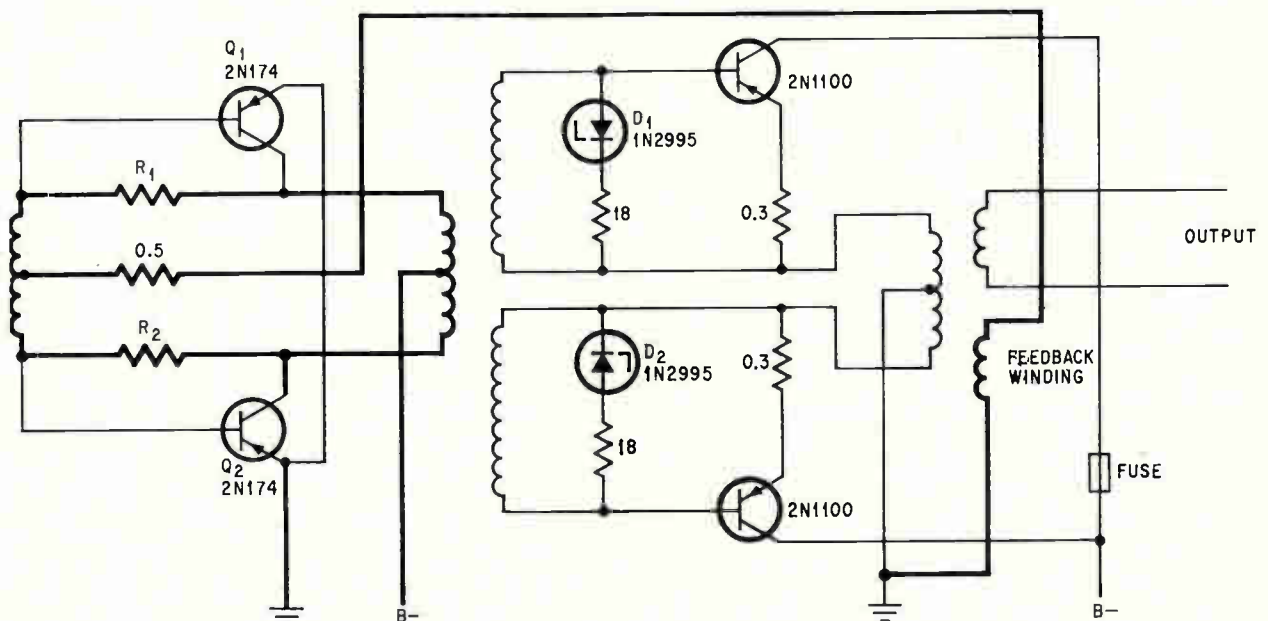
By George S. Lehsten

Alpine Geophysical Associates, Inc.
Norwood, N.J.

Inductive feedback added to an audio amplifier prevents breakdown and thermal runaway from occurring in the output power transistors during extreme load changes. By limiting the operation of the amplifier's driver stage when shorts and opens appear

on the output, the feedback loop keeps drive current from reaching the base of the power transistors. The power transistors are back-biased when no drive signal is present. Thus, the destructive collector current that accompanies a short or high voltage is prevented from flowing.

A short in the output is reflected by the feedback winding into the driver input where it lowers the bias of the driver transistors, Q_1 and Q_2 . Instead of operating class A—the desired bias condition at full power output—the driver transistors now operate class B, permitting only half of the input signal to be amplified. Resistors R_1 and R_2 , selected with a nominal 200-ohm load on the output, must have values that place the negative peak of the



Breakdown protection. Feedback circuit, indicated by heavy line, reflects high impedances and shorts into the emitter-base circuit of the driver stage. Signal level and biasing in the driver stage are now affected by load changes.

input signal close to cutoff. Response of the circuit to output shorts is therefore quick, since the distance the bias point moves to cutoff is relatively small.

An open circuit, usually sudden, causes a voltage many times greater than the supply to appear at the collector of the power transistors. This open is reflected into the driver-base circuit as a high impedance that reduces the input signal to zero. Since a-c

amplification is not taking place in the driver stage, no drive signal is delivered to the base of the power transistors. Consequently, the base of transistors Q_1 and Q_2 remains at ground potential and the transistors are prevented from conducting heavily during the inductive kick.

The zener diodes, D_1 and D_2 , are placed in the base circuit of the power stage to prevent emitter-to-base breakdown when high input signals occur.

Varying capacitor charge-up controls multivibrator's range

By Lt. D.H. Reese, Jr.

11th Coast Guard District Office, Long Beach, Calif.

An astable multivibrator's frequency can be varied over a wide range by controlling the charging current through its cross-coupling capacitors. The oscillator is designed as a source of frequency-modulated pulses and maintains good modulation linearity even though the f-m control signal deviates as much as 20% from its carrier frequency. If the control circuitry is modified slightly, the multivibrator's pulse rate can be linearly varied from a point near shutoff to its maximum frequency by adjusting a d-c control voltage.

Constant current transistors Q_3 and Q_3' control the frequency of multivibrator Q_1 - Q_2 by determining the size of the charging current through cross-coupling capacitors C_1 and C_2 ; an increase in charging current speeds up the charging of C_1 and C_2 , raising the output frequency. The charging current, I_c , through current sources Q_3 and Q_3' , is controlled by transistor Q_4 which functions as a voltage variable resistor in the emitter branches of Q_3 and Q_3' . Transistor Q_4 responds to changes in its base current I_{b4} produced by the modulating signal, e_{mod} . Thus, the expression for charging current I_c may be written as:

$$I_c = I_{max} - \alpha_3 (h_{fe4} \cdot i_{b4}),$$

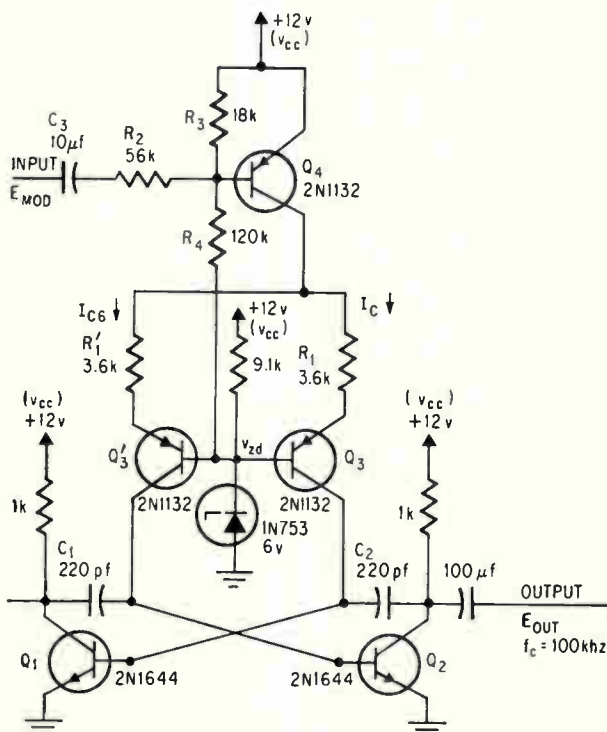
$$\text{where } I_{max} = V_{cc} - (V_{z1} + V_{be3})/R_1$$

An output carrier frequency of 100 kilohertz with a maximum linear swing of ± 20 kHz is obtained with the component values shown. Greater frequency deviations produce some loss of linearity. The circuit also performed equally well when sine, sawtooth or squarewave modulation were applied to the base of Q_4 . In all cases, the output waveform

showed very little degradation from the modulating waveform when detected by an extremely linear digital discriminator.

Large changes in carrier frequency can be achieved by changing the value of C_1 and C_2 , and small changes can be attained by varying the values of resistors R_1 and R_1' , or by adjusting voltage divider R_3 - R_4 .

The control circuit can be modified to permit d-c control of the multivibrator's frequency over virtually its entire operating range; this may be done by replacing capacitor C_3 with a short circuit and choosing resistors R_2 , R_3 and R_4 so that Q_4 is off when e_{mod} equals zero volts. In addition, the circuit may be adapted to perform pulse-width modulation by controlling the charging current to only one of the cross-coupling capacitors, C_1 or C_2 .



Oscillator. Modulation signal e_{mod} determines the current level through current sources Q_3 and Q_3' .

If you took all
the other transducer
manufacturers
and put them together,
what would you get?

The next best source to CEC.

Simply because:

CEC makes more transducers than anyone else.

CEC makes more different types of transducers than anyone else, (i.e.: pressure, temperature, vibration, acceleration — low and high impedance — with systems and backup signal conditioning for each).

All CEC transducers are constantly available.

CEC is experienced and staffed to create what is not available.

CEC introduced miniature electronics to save space, weight and the need for additional components.

Only CEC offers complete systems capability in all areas of measurement.

Only CEC offers a nationwide sales organization — *all*

transducer specialists — so that you may rely on a qualified company engineer instead of an outside representative.

But don't think we don't appreciate our competition. We do. Because who would respect a leader without followers?

For further information about CEC transducer products, write Consolidated Electroynamics, Pasadena, California 91109. A subsidiary of Bell & Howell. Ask for Transducer General Catalog 1322-X6.

CEC/TRANSDUCER PRODUCTS



BELL & HOWELL



European electronics markets 1968

A mood of uncertainty pervades the economies of Western Europe, but a 6.5% increase in electronics sales is in sight for next year

By the editors of Electronics

Forecast: cloudy but warmer

Questions raised by Britain's devaluation and Germany's incipient economic upturn make prospects hazy, but electronics appears in for a year of solid growth despite sluggish consumer sales

Western Europe goes into 1968 doubly at sixes and sevens. Britain faces a long bout of deflation and doubt as a result of November's devaluation. And as Britain goes, so go—to some extent—the economies of all seven members of the European Free Trade Association.

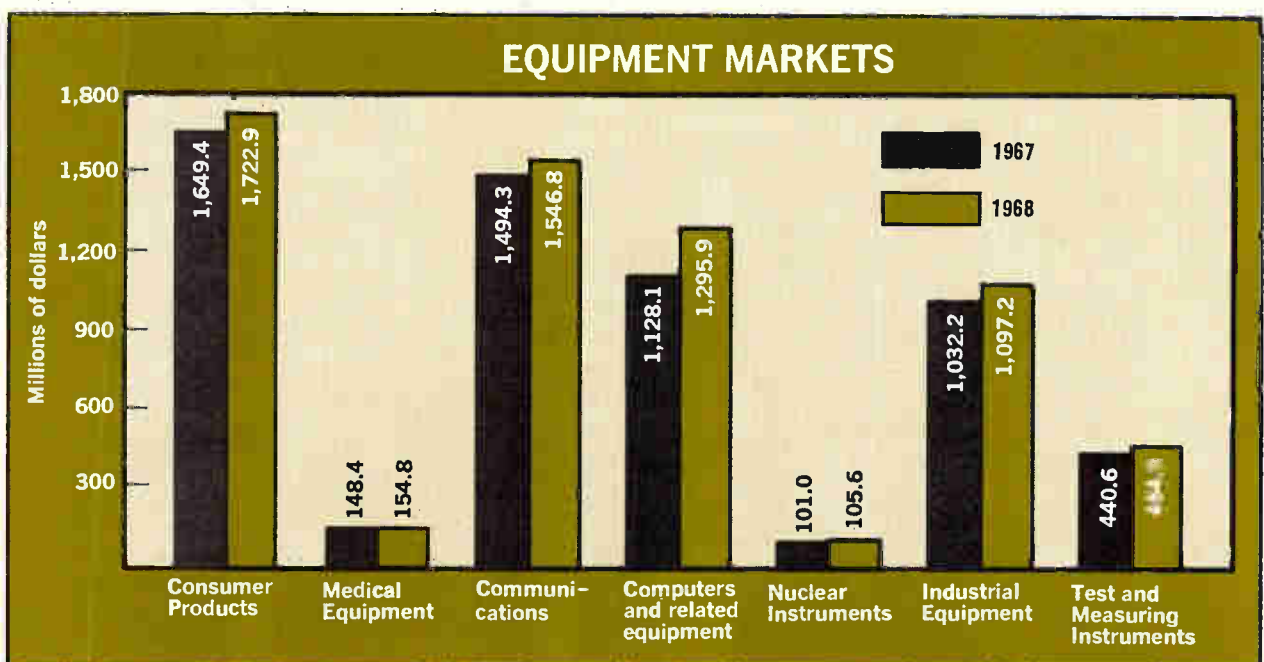
In the six-nation Common Market, by contrast, there's guarded optimism about the key economy, West Germany's, after a year a recession. Business in Germany seems headed up and the rise there inevitably will bolster neighboring Belgium, Luxembourg, and Holland. The French and Italian economies kept climbing even while Germany's languished and they should advance again in 1968.

No one yet knows whether—much less when—the strong measures taken by Britain can cure her ailing economy. And it may be late next year before the West German economy settles into a sure up-trend. Such are the uncertainties that make market forecasting for 1968 unusually chancy.

That understood, Electronics magazine projects an over-all electronics equipment market of \$6.4 billion next year in the 11 countries surveyed in detail, up about 6.5% from this year's estimated \$6 billion.

For all the economic uncertainties, the forecasts seem a sure guide to the sectors least likely to succeed. Despite the coming of color in Britain, France, and West Germany, there is little luster in the outlook for consumer electronics. That hurts, because radios and television sets are a mainstay of the market. Nor can makers of communications equipment count on much growth. Producers of industrial electronics, too, won't do as well in 1968 as they did in the years just before the slowdown.

A year ago, television-set makers figured the coming of color would touch off a spurt in their sales in 1968. Now most don't see the big lift coming until the early 1970's. Meanwhile, sales of black-and-white sets continue to dwindle. Largely because of this drop in the monochrome market, the forecast



is for a middling rise of 4.5%—to \$1.7 billion—in consumer electronics sales. Color-tv sets will account for only \$180 million of this total with most of the sales coming in Britain and Germany.

By and large, businessmen have been leery of committing themselves to heavy new plant investments during the slowdown. The industrial electronics equipment market, as a result, won't advance at the pace it held in the early 1960's. The forecast: \$1.1 billion in 1968, a gain very near 6% from this year's sales. The big customers for communications gear are governments and most are holding the line on spending. Thus there'll be only slight growth in the communications sector, with sales edging up next year slightly less than 4% from this year to around \$1.5 billion.

But there seems to be no checking the fast-growing computer industry. Its sales in the 11 countries surveyed will surge next year as before. The forecast: a \$1.3 billion year, a solid 15% rise from 1967's estimated business.

West Germany remains first among West European consumers of electronics hardware. The country's consumption in 1968 should edge just above the \$1.7 billion level, according to Electronics magazine's survey. France holds the number two spot with a projected market of \$1.3 billion. Credit France's position largely to the hardware that President de Gaulle needs to back up his policy of technological independence.

Actually, Britain would be on a par with France as a market had the pound sterling not been deval-

ued in November. At the new rate of exchange—\$2.40 to the pound—the 1968 British market is put at \$1.15 billion. All the figures for the United Kingdom, Denmark, and Spain have been revised downward to reflect these countries' new exchange rates, but no further changes have been made to reflect the further impact devaluation may have.

As for components, sales next year should expand at the rate of the equipment market—6.5%—to \$2.6 billion in the 11 countries. The figure includes all the hardware that goes into equipment built for domestic markets and for exports as well.

Here again, West Germany is the leader. Its industry will go through \$689 million worth of components next year, according to the forecast. But because British electronics producers export heavily, they'll best the French in components consumption.

Prospects for the various categories of components—with two exceptions—are for steady growth. Sales of integrated circuits, though, will soar to \$48.6 million, nearly twice the estimated figure for 1967. And the market for receiving tubes will continue its slow decline.

Guide to European electronics markets

73	West Germany
77	France
80	United Kingdom
83	Italy
86	The Netherlands
87	Belgium
89	Sweden
90	Switzerland
91	Spain
92	Portugal
92	Denmark
93	Yugoslavia
94	Russia

Signs of German economic resurgence point to industrial electronics spurt

Anxiety is on the wane in the West German business community.

After a rough year of recession, there are signs that the economy is picking up. Consumer spending has taken an upturn—albeit slight. At the same time, unemployment has started to ease (during the long postwar “economic miracle,” West German economists almost forgot what the word meant). And convinced that the economy will be on the rebound next year, businessmen are putting more money into new plant equipment.

Pundits in Bonn expect to see the convalescent economy restored to reasonably good health during the second half next year. They say the country's output of goods and services should be expanding at a respectable rate of 3% or more yearly by the end of 1968. Growth like that would have rated as pretty poor during the boom years of the early 1960's, but coming after a year of stagnation, it's

being heralded as the beginning of a new wave of expansion.

All this points to a turn for the better for the West German electronics industry. Like just about every kingpin sector of the economy, electronics fared poorly this year. The lackluster domestic market held the industry's growth to about 2.5%, a far cry from the 4% to 6% most expected. For 1968, Electronics magazine forecasts a market of \$1.7 billion, a comfortable rise of 5.5% from the estimated \$1.6 billion of 1967. And although it will be months before the full impact of last month's devaluation of the British pound can be accurately assessed, the prevailing first impression is that it will have little effect upon West German electronics markets.

To be sure, next year's gain won't be made across the board. Some markets don't figure to perk up until late in 1968. Radio and television-set

**German electronics
market forecasts**
(millions of dollars)

	1967	1968
Assembled equipment, total	1,612.7	1,702.1
Consumer products	438.8	453.8
Medical equipment	48.4	49.8
Communications	421.9	427.3
Computers and related equipment	298.2	347.5
Nuclear instruments and equipment	20.7	21.5
Production, control and other equipment	279.2	291.8
Test and measuring equipment	105.5	110.4
Components	654.1	689.1

makers in particular don't see much chance of an upturn before midyear. And the outlook for avionics firms depends in large measure on how soon the government of Kurt Georg Kiesinger orders the next batch of planes for the Luftwaffe and navy.

But producers of computers will go into 1968 running strong. And sales of industrial electronics hardware seem due for a mild spurt in the spring. By then the effects of the \$1.8 billion pump-priming effort launched by the Kiesinger government this year should begin to show.

An early lift also looks likely for components manufacturers, good news for them after nearly two years in the doldrums.

Keen for computers

With West German industrialists preparing for a rise in the country's economy, the sectors of the electronics market most likely to succeed handsomely are computers, control systems, and production equipment. To cash in on the expansion, businessmen will spend heavily to boost their production capacity. But bigger plants are secondary; most of the money is earmarked for hardware to increase productivity. "Between 60% and 70% of all capital investments is expected to go for mechanization and rationalization," says Siegfried Bergmann, an economist for the Central Association of the Electrotechnical Industry, West Germany's electric-electronics trade association.

The push by industry to streamline its operations means a good year for manufacturers of computers and production equipment. Electronics magazine's survey indicates a market jump of nearly 11% next year from 1967 to a total around \$639 million.

As in past years, computers will be way out in front. The survey puts next year's market at \$347.5 million, up sharply from an estimated \$298 million this year. Market watchers see no sign that the demand for data-processing equipment is topping off, and they predict an annual growth of 20% or

so for at least another five years.

To keep up with the demand, computer companies are expanding their staffs and production facilities. The International Business Machines Corp., far and away the German market leader, plans to add 1,300 workers to the 1,700 already employed at its computer plant in Mainz. Siemens AG, second right now but making big strides, will go into 1968 with 5,600 people assigned to its computer effort. About the only sour note in this sector is a growing shortage of computer engineers and programmers.

The forecast for business-computer sales next year is \$212 million. Relatively inexpensive machines apparently will account for the largest share of the market as small and medium-size German companies turn to electronic data processing. "It'll be the small-system maker who'll have good pickings next year," says a computer industry spokesman.

U.S. companies will, as usual, dominate the German computer market. IBM alone will take about two-thirds of the 1968 sales. But other U.S. firms will have to hustle to hold their shares. Siemens, Germany's leading electronics producer, has of late become a tiger. "The progress that company has made is astounding," comments an executive of a U.S. competitor. Siemens and an affiliate, Zuse KG, have cornered about 10% of the domestic computer market.

Another company moving into contention is AEG-Telefunken, which expects to deliver at least four of its large TR 440 computers next year at prices of between \$2.5 million and \$5 million apiece. Another score or more of TR 440's will be delivered by 1972, say Telefunken marketing men. The company is also counting on a lift from its new TR 8 line of small machines, introduced this year.

Both Siemens and Telefunken stand to get a leg-up from the government. Under a five-year plan that starts in 1968, the Ministry for Scientific Research will dole out \$75 million to help German firms develop computers that will come on the market in the early 1970's. In addition, the Economics Ministry has earmarked a five-year total of \$94 million for low-cost, long-term loans to finance machines now in development.

Controls coming up

Although there's nothing like the computer boom in the offing for producers of controls and industrial equipment, fallout from the general German drive for higher productivity should push 1968 sales in this sector of the market to \$292 million, up 4.7% from this year's estimated \$279 million.

A surge is expected in sales of numerical controls for machine tools. Some NC makers say the market will hit \$7.7 million in 1968, a third higher than this year's level. Helmut Melcher of the Association of German Machine Tool Manufacturers puts the country's output of NC machine tools next year close to 400 units, a gain of 100 from this year's total. Between 40% and 45% of the German-

made machines will be exported. At the same time, some 20% of the German market will be covered by imports, mostly from the U.S.

Another market that seems poised for a takeoff is city traffic-control equipment. Big cities that have tried computer-controlled stoplights on a small scale have begun to add more intersections—and computers—to their systems. And smaller cities are following suit. Bremen, Heidelberg, Heilbronn, and Nuremburg, for example, will have computers controlling traffic lights next year. Siemens, the front-runner in this sector, has already logged 20 orders for traffic-control computers.

Gains are also in store for teaching-machine makers. Peter Koehler, who manages the educational electronics operation at the German subsidiary of Switzerland's Brown, Boveri & Cie., predicts that anywhere from 500 to 700 language laboratories will be sold next year—at a total price of from \$5 million to \$7 million. By the early 1970's though, the figure is expected to spurt to \$60 million or more for hardware alone. And for every dollar's worth of hardware, there will have to be about \$10 worth of software.

Counting on color

Hard hit by this year's lull in consumer spending, producers of television and radio sets should fare slightly better in 1968. Electronics magazine puts the consumer electronics market at \$454 million, up about 3.5% from 1967.

The gain won't be seen until late in the year, however. "The standstill will last until mid-1968,"

says Horst Schikarski, manager of product planning and market research for Kuba-Imperial, a subsidiary of the General Electric Co. Few in the industry would quarrel with Schikarski's assessment.


As in past years, black-and-white tv sets will be the mainstay of the market in 1968. But the bellwether for the year will be color-tv sets. With monochrome sets selling for as little as \$100, profit margins are scant. "Nobody is making much money anymore in the black-and-white receiver business," concedes one industry official.

Contrary to expectations, the start of color-tv broadcasts this summer didn't throw black-and-white sales into a tailspin. When consumers saw the price tags on the color sets—generally \$550 or higher—most decided they had monochrome pocketbooks.

As a result, predictions of 1968 color-set sales vary considerably. Some manufacturers figure on a market as low as 150,000 sets. But Kuba sees a chance for sales of 250,000 to 280,000 sets, and Grundig-Werke GmbH thinks that the figure could run as high as 300,000. Under conditions that make economic seers queasy, Electronics magazine forecasts a color market of \$80.5 million in West Germany next year.

There's a general feeling in the industry that set prices will have to drop before the color market can move up sharply. So far, producers have concentrated on 25-inch sets, but most will have 21-inch sets on the market next year, probably at retail prices between \$400 and \$450. Some say that the 21-inch sets will account for 60% of the

In the cloverleaf. Traffic-control market is on the rise in West Germany as medium-size cities—like Nuremburg here—shift to computer-controlled traffic-light systems.



color-television market next year.

Programs rival prices as a market factor. Burkhard Wiesmann, general manager of the consumer electronics division at Standard Elektrik Lorenz AG, maintains that the number of hours of color programs, more than anything else, will determine next year's color market. "Unless there's more than eight hours a week," he says, "the 300,000-unit mark will not be reached."

An eight-hour weekly ration of colorcasts, however, is what the two government-run tv networks will serve up until October of next year. At that time, each will boost its color programming from four hours to eight or 10 hours.

As for radio sets, the situation is saturation and the market will, at best, mark time next year. Electronics magazine predicts that sales of phonographs and radios will reach about \$129 million, down slightly from this year's estimated total. A continuous slide in sales of portables is the main reason for the expectation of a small over-all downturn.

The market for tape recorders, on the other hand, will increase by 5% to 10% from this year. The forecast is for \$22 million of sales, with small cassette recorders coming on strong.

Integrated circuits will remain a rarity in consumer electronics during 1968. A few IC's did turn up this year. Blaupunkt-Werke GmbH started selling a tv set with an IC in the i-f stage of the sound channel, and Deutsche Philips is marketing the IC pocket radio developed by its parent company, Philips' Gloeilampenfabrieken of the Netherlands. Next year will undoubtedly see the introduction of a few more sets with IC's, but until integrated-circuit prices go down, there'll be no massive swing away from discrete components.

Keeping posted

Communications-equipment makers can look forward to a 1968 market of \$427 million, according to Electronics magazine's survey, up only a scant \$5 million from 1967. Nonetheless, producers of communications gear are facing the new year with optimism. Their biggest customer, the Federal Post Office, had its budget trimmed by 15% a year ago. This year, the post office picked up \$120 million of the Kiesinger government's pump-priming money, and its 1968 budget earmarks some \$623 million for hardware, much of it electronic.

Next year, the post office will put into service its fourth small semielectronic exchange, already installed near Stuttgart. No more orders for small exchanges are in the offing, however. The post office is emphasizing development of an advanced large electronic exchange built around integrated circuitry, but this equipment won't go into service until the mid-1970's.

Another long-range development program in the works centers on pulse-code-modulation systems. The post office next year will evaluate pcm prototypes built by Siemens, Standard Elektrik, Telefunken, and TeKaDe-FGF.

Prospects for avionics producers hinge on the Kiesinger government's decisions on aircraft procurement. There's a good chance, many in Bonn think, the Defense Ministry will close a deal early in 1968 for 200 or so Phantom F4 jets. Much—if not all—of the avionics equipment for the Phantoms almost surely will be built under license by German firms. But until the deal is firm and delivery dates set, avionics manufacturers won't know where they stand.

The outlook for space electronics, on the other hand, is better than ever. Under a five-year program running through 1971, the Ministry for Scientific Research plans to spend some \$457.5 million on space projects. Another \$47.5 million may be pumped into the program between 1969 and 1971 if the government's finances can cover the added expenditure. The total—\$505 million—would be about four times the amount West Germany spent on space during the past five years. As before, about 30% of the total outlay will go for electronics equipment.

With the additional money will come new emphasis on national projects in the West German space program and on the Franco-German Symphonie communications satellite. High on the list are a trio of Azur research satellites and a series of solar probes.

Surge for IC's

The upswing in West German electronics markets in sight for next year will shake the country's components industry out of its torpor. The outlook in this sector is for \$689 million sales in 1968, a 5.3% advance from 1967.

Semiconductor producers figure to do best. The market for diodes, transistors, and integrated circuits should come close to \$90 million next year, about \$10 million higher than this year's estimated sales.

By far the fastest growing sector will be integrated circuits. Electronics magazine's survey puts the market at \$7.6 million; some in the industry, though, see sales going as high as \$12.5 million. Some 60% of these IC's will wind up in computers and industrial equipment. Another 30% will go into military and space equipment, leaving just 10% for consumer products.

With that kind of parceling, digital circuits dominate and will for a long time to come. But linear IC's, especially monolithics, have started to catch on. Last year, about 150,000 linear IC's were sold in West Germany, and the figure is expected to double in 1967 and double again in 1968. Valvo GmbH, another Philips subsidiary, predicts that some 2 million linear IC's will be sold in 1970.

Some Japanese firms have tried to cut themselves into the fast-growing IC market, but they've been virtually shut out by German producers and the U.S. companies on the scene. As a result, the Japanese apparently will change their tactics and push products with IC's in them rather than the devices themselves.

Toujours le meme, de Gaulle's drive for independence boosts French market

President de Gaulle's determination to deck France out in the trappings of grandeur will keep the country's electronics industry thriving in 1968.

Great are the general's aspirations for France and great his gift for expounding them. Equally great is his need for hardware to give substance to his dreams. Some two-thirds of next year's hardware sales—consumer goods excepted—will be to the armed forces, government agencies, the nationalized public utilities, and government-owned companies.

Electronics magazine forecasts a market next year of \$1.3 billion—not including components—a 6% surge from 1967 that will establish France as Western Europe's second biggest market, behind West Germany but ahead of Britain. As yet, the French don't expect any significant repercussions in their own market from Britain's November devaluation.

Along with a strong domestic market for military and industrial equipment, the electronics industry will go into 1968 bolstered in other ways by de Gaulle's drive for economic independence. Often after government prodding, always with its blessing, French firms have been joining forces to compete on a more equal footing with U.S. and West German giants.

Next year, for example, two of the Big Three in French electronics—Compagnie Française Thomson Houston-Hotchkiss Brandt and CSF-Compagnie Générale de Télégraphie sans Fil—will start stitching together their 100-odd subsidiaries and affiliates. The year should also see a major merger of semiconductor makers and possibly a shakeout among producers of television and radio sets.

For the set makers, though, the urge to merge stems mainly from the state of the market. Although color tv has come to France, it has yet to spark sales and the consumer electronics sector is in for a dismal year.

French components makers, too, have their worries. Components sales will keep pace with equipment sales, but U.S. companies figure to make further inroads, in semiconductors particularly, through their French subsidiaries.

Martial plan

In its 1968 defense budget, the de Gaulle government has put down \$2.6 billion for new equipment, nearly half of it for the force de frappe, the country's nuclear striking force.

De Gaulle already has a costly enriched-uranium plant to supply the makings for the bombs and the Mirage IV bombers to deliver them. These two items gobbled up big chunks of France's defense money in recent years, so the strong advance in electronics hardware spending next year will come even though the over-all rise in the defense-equipment budget will be slight—about \$150 million.

The bombers will provide a major market for avionics makers next year. CSF has a contract to refit the Mirage IV's with its Cobra low-altitude, side-looking radar, and Le Matériel Téléphonique, a subsidiary of the International Telephone & Telegraph Corp., will equip the aircraft with tactical air navigation distance-measuring equipment.


And the Mirage IV's represent just the first generation of the strike force. The air force and navy have started putting together the second and third generations: ground-to-ground ballistic missiles tucked in silos and missile-carrying nuclear submarines.

Air force plans call for a total of 27 intermediate-range missiles located at three silo sites in southeast France. Each site will have extensive tracking and control equipment; the first is scheduled to be in service by 1970. Next year's spending for the silo sites and the Mirage IV retrofit add up to \$116 million.

The navy's 1968 budget earmarks \$152 million for work on the first two nuclear subs (four have been authorized and a fifth very likely will be added next year). Much of the 1968 money is tagged for missile inertial-guidance systems. SAGEM has the contract for the guidance platforms and Electronique Marcel Dassault the order for the on-board computers. To communicate with the nuclear submarines—the first of which is slated to go into service in 1970 with the next two following at two-year intervals—the French navy plans two very-low-frequency broadcasting stations. The contract

French electronics market forecasts
(millions of dollars)

	1967	1968
Assembled equipment, total	1,232.7	1,307.6
Consumer products	350.0	353.3
Medical equipment	24.5	25.6
Communications	329.4	337.3
Computers and related equipment	227.2	263.8
Nuclear instruments and equipment	20.6	21.4
Production, control and other equipment	192.2	210.0
Test and measuring equipment	88.8	96.2
Components	505.0	537.7



Postmark. High-capacity microwave link between Paris and Bordeaux marks new approach for French post office, which so far has stuck largely to cables for trunk lines in its telephone system.

for most of this hardware will almost certainly go to Thomson-Houston.

Heavy emphasis on the striking force, which like all ambitious military projects will cost more and come later than its planners figured, has relegated the army to a back seat. Its only new major hardware is the AMX-30 tank, currently coming off the production line at a rate of 10 a month. The tank's chassis will be adapted to serve as a mobile launching platform for a nuclear-tipped tactical missile called the Pluton. Because of the spending on the force de frappe, though, funds for Pluton's development have been cut back sharply. Instead of the \$42 million originally planned, only \$6 million will be spent on the program in 1968.

Faster pace in space

There's grandeur, of course, in space. And to remain the unchallenged leader in space among West European countries, France will spend close to \$150 million next year. French electronics companies say about 65% of this money will wind up in their coffers.

Some \$100 million of it will go into the national program, the balance into joint and multinational projects. Among the joint projects, the main one is the Franco-German Symphonie communications satellite. The launching is scheduled for 1971 and the price tag at the moment is put at \$40 million.

About \$12 million of this will be spent in 1968, half in each country. French companies most likely to pick up Symphonie business are Société Anonyme de Télécommunications (SAT), CSF, and Thomson-Houston; their likely German collaborators: Siemens AG, AEG-Telefunken, and Rohde & Schwarz.

France, as always, remains a prime mover in international projects (as long as they're predominantly European), and French companies have a stake in all three of the satellites that the European Space Research Organization hopes to put into orbit next year. IRI's Laboratoire Central de Télécommunications is prime contractor for ESRO I, Engins Matra S. A. is the leading subcontractor for ESRO II, and Thomson-Houston is to supply most of the on-board electronics for NEOS (highly eccentric orbit satellite).

As for the 1968 national program, the major preoccupations of the Centre National d'Etudes Spatiales (CNES), the French space agency, will be the D-2 satellite and the construction of a launching complex in French Guiana.

The CNES has 1969 circled on its calendar for the D-2 launch. The satellite will weigh 220 pounds, carry five scientific experiments, and lock on the sun. The budget also includes funds to upgrade the Diamant launch vehicle so it can handle the D-2.

Next year, CNES will pour \$26 million into its launch center and should have it ready to go late in the year or by early 1969. This year's Guiana money, \$24 million, went mainly for civil engineering. Next year will be electronics' turn.

Quickstep in computers

Like all West European countries, France will have surging computer sales next year. Electronics magazine sees a \$264 million market, 16% higher than 1967's.

And, as always, the International Business Machines Corp. and Bull-General Electric will have the market for business computers practically to themselves. But the all-French computer company put together under de Gaulle's Plan-Calcul figures to do well in process-control and scientific machines.

Robert Remillon, vice chairman of this concern, the Compagnie Internationale pour l'Informatique (CII), predicts that the firm's 1968 sales will jump 20% from the 1967 level to \$68 million. The sales will be entirely accounted for by computers designed before CII started getting Plan-Calcul money for research and development. One of the mainstays of the company's line is its version of the Sigma 7, made under license from Scientific Data Systems (SDS).

Remillon says the first Plan-Calcul computer, one of a four-model series of medium-size, integrated-circuit machines CII has in mind, will be introduced next year. Deliveries won't start, though, until 1969. Under the Plan-Calcul, which was set up to run through 1971, the company will get more than \$100 million in government aid to develop computers. Next year's allotment is \$17 million.

A 1969 delivery date for the first Plan-Calcul

computers leaves CII with a lot of catching-up to do. But Remillon thinks it can be done. "SDS was late compared to Control Data," he points out, "and Control Data was late compared to IBM. Even IBM has been late on occasion as compared to Univac. So it is possible to catch up."

New tack in telecommunications

For the over-all communications sector, Electronics magazine's survey shows a 1968 market of \$337 million, up only slightly from this year. The forecast, though, is at odds with the mood of telecommunications equipment makers, most of whom see good prospects for the year ahead.

Although color tv hasn't buoyed the receiver market, it does mean new business from the government-run broadcasting organization. Guy Salem, sales chief of Thomson-Houston's nonconsumer tv division, sees a market of \$4 million for studio color equipment. In addition, the network on which color programs are aired, which reaches only 70% of France, will be extended to cover the whole country next year. CSF stands to pick up most of the business for the transmission equipment.

But most important, 1968 will see the French Post Office try a new tack. Traditionally, this agency has tended to stick with cables for the trunk lines in its telephone system. Next year, CSF and SAT will install an 1,800-channel system linking Paris, Poitiers, and Bordeaux. Along with \$3 million for microwave relays, the post office will spend \$11 million next year for satellite-communications ground stations.

And telecommunications equipment producers will find themselves with an important new customer next year—the air force. The service late this year decided to set up its own independent microwave network. The system will have 25 primary and 50 secondary links when it's completed in 1970. Thomson-Houston, CSF, SAT, and Télécommunications Radioélectriques et Téléphoniques (TRT), a subsidiary of Philips' Gloeilampenfabrieken, have contracts for the job.

Fewer but bigger

De Gaulle's singleminded pursuit of technological independence should next year lead to another major merger in the electronics industry. All along, the government has been plumping for bigger companies in key industries, mainly so that firms can finance the research and development necessary to keep up in technology.

Now that the Plan-Calcul has given France a reasonably strong computer company in CII, the government will launch its Plan-Composants for components. As with the computer scheme, the government will combine pressure and persuasion—mainly in the form of R&D funds—to get French semiconductor producers together for a crash effort in integrated circuits, a field now dominated by American companies.

Already, two heavyweights have decided to team up on components—La Radiotechnique S. A., a Philips' subsidiary that has gone so native it's

generally considered French, and the Compagnie Générale d'Electricité (CGE), France's largest electrical-electronics firm.

Next year, the remaining French semiconductor makers should combine. They are the Société Européenne des Semiconducteurs (Sesco), Compagnie Générale des Semiconducteurs (Cosem), and Société Industrielle de Liaisons Electriques (Silec). Says Edouard Guignon, a top executive at Thomson-Houston, "Each of the companies is having trouble. The only solution is consolidation, and that's bound to come."

Thomson-Houston holds a controlling interest in Sesco—with GE as a partner—and Cosem is a CSF subsidiary, so the operations of the two semiconductor firms would eventually have been meshed in the parent companies' merger, the mechanics of which will take two or three years to complete. Silec, once a holdout, should fall into line as the merged company stands to pick up strong backing from the government under the Plan-Composants and figures to be the preferred supplier to CII of circuit packages for Plan-Calcul computers.

The trend to fewer and bigger companies also should hit the consumer sector in 1968. More than 100 firms produce radio and tv receivers and few have the financial strength to cope with the current slump in black-and-white tv sales, a slump that has come at a time when investments in color tv are in order.

The first big merger most likely will involve CGE, which is now negotiating with two smaller firms to pool the consumer electronics operations of a subsidiary, Continental Edison, and the Compagnie Centrale d'Electronique et d'Appareils de Mesure (Cocelam). Cocelam is jointly owned by Lebon et Cie. and the Société Lyonnaise des Eaux et de l'Eclairage, and it is with these firms that CGE is negotiating. The proposed merger would produce the third largest set maker in France, behind Thomson-Houston and La Radiotechnique.

Color it drab

Even the big companies are concerned about the lackluster consumer electronics market. The survey puts it at \$353 million in 1968, a scant \$3 million above the estimated level this year.

Many in the industry would consider the forecast too optimistic, in fact. In the 12 months ended Sept. 1, sales of tv and radio sets slipped 5% from the pace of the year-earlier period. In the view of René Bezar of the radio and tv manufacturers trade association, the decline most likely will continue through 1968. "Stability is all we can hope for," he says.

More than anything else, it's color tv that has hurt this market. The start of color broadcasts in October checked black-and-white sales, but there's scant chance that color-set sales can offset the loss. Until there's a sharp drop in prices, color sets will remain as out of reach for the general populace as the glittering wares at Cartier. The present going price for a color set is \$1,000, about a third of the average Frenchman's annual salary.

British outlook hinges on devaluation: bright if it works, dim if it doesn't

British practitioners of the dismal science of economic forecasting are as bewildered these days as Alice in Wonderland. From the devaluation of the pound sterling they've learned what Alice was taught by the Mock Turtle: that Reeling and Writhing are what one begins with and that Uglification, indeed, is a branch of Arithmetic.

The pound, actually, has been reeling for years, continually knocked about by Britain's chronic payments deficit and sporadically jostled by runs on sterling. Eighteen months ago, Prime Minister Harold Wilson tried to right the situation with some stiff deflationary measures, but they did little more than leave the economy writhing in recession. So Wilson in November at long last faced up to the inevitable and devalued.

The straightforward arithmetic of the devaluation is simple. The pound now is pegged at \$2.40, or 14.3% less than before. As a result, British goods could cost that much less—and sell better—in export markets. At the same time, imports become dearer—16.7% actually—and should therefore taper off. Both ways improve the balance of payments.

Uglification of this arithmetic is all too easy. Along with the change in the exchange rate, the November fiscal package included a rise in corporate taxes, an end to exporters' tax rebates, and a boost in the bank rate to an all-time high of 8%.

These moves, the government's men in Whitehall say, will trim only 3% off the 14.3% advantage the devaluation theoretically gives exporters. But British businessmen by and large don't agree. Most think the competitive edge derived from the devaluation will turn out to be no more than 10%.

A few even feel that devaluation won't help at all. Britain, they point out, has to import much of what's needed to fuel her economy. They're convinced that higher-priced imports will boost the cost of living, leading to wage rises and thus to higher production costs. Says an executive at Smiths Industries Ltd., "Already we've been notified we will have to pay 15% more for some of the transistors we use."

It will be months, perhaps longer, before the full impact of the devaluation can be gauged. Until this period has passed, pundits won't be making any hard forecasts of how the British economy will fare in 1968.

One thing seems sure, however: the year will begin with several more months of deflation. Until there's solid evidence that Britain has been restored to economic health, the government will hold down consumer spending as much as it can and continue its drive to make British producers more efficient.

Thus radio and television-set makers, who were fairly sanguine about the 1968 outlook before devaluation have had to hedge their forecasts. The recent advent of color tv, though, should help set makers considerably. Computer manufacturers don't see any reason why they shouldn't log a sales increase of some 10%, and the integrated-circuit market should spurt. But prospects for industrial and communications equipment are for only middling gains.

At a time when most market researchers would swap without hesitation their painstakingly gathered data and their computers for a clairvoyant's crystal ball, Electronics magazine pegs next year's British electronics market at \$1.15 billion, some \$80 million ahead of the estimated total for 1967. The figures for both years have been adjusted to the new exchange rate, but because of the unknowns raised by the devaluation, it's anybody's guess how close to the mark they may be.

Fast color?

British consumer-electronics producers had a pleasant surprise this year. The pundits had predicted that sales would run well below last year's level, but a rise in radio sales offset the drop everyone knew was coming in the black-and-white-tv market, and 1967 turned out to be as good a year as 1966.

Despite devaluation, set makers figure they can hold their own next year in monochrome tv and radio sets. If that happens, the consumer electronics market should perform adequately. Color tv, at long last, came to Britain this fall, and set makers have set their sights on sales of 100,000 to 125,000

British electronics market forecasts (millions of dollars)

	1967	1968
Assembled equipment, total	1,067.8	1,150.6
Consumer products	274.2	313.9
Medical equipment	25.9	26.8
Communications	302.4	311.0
Computers and related equipment	233.7	257.3
Nuclear instruments and equipment	11.8	12.2
Production, control and other equipment	159.3	166.4
Test and measuring equipment	60.5	63.0
Components	528.9	571.0

Figures adjusted for November, 1967, devaluation

color receivers in 1968. Electronics magazine's survey indicates a consumer market next year of \$314 million, up \$40 million from 1967.

Ordinarily, the prospect of a gain like that would touch off a groundswell of optimism about the long-term outlook. But it hasn't. Many of next year's color customers figure to be well-heeled Britons who'll buy anything new. It will be 1969 or 1970 before the industry finds out whether it can count on color sales for steady expansion. Until the government sees its way clear to start reflatting the economy, industry men say, color-set sales most likely will hover around the 100,000 annual mark.

Two or three years of stagnation would be bad news for Britain's half-dozen set makers and her three color-tube producers. The tube companies, particularly, need an annual market of 300,000 sets or more to realize a payoff from their heavy plant investments. Mullard Ltd., a subsidiary of Philips' Gloeilampenfabrieken, was first to get into production and currently has half the market. Thorn-AEI Ltd. ranks second and RCA Color Tubes Ltd.—a newcomer—third. Of the three, the RCA affiliate will be hardest hit by devaluation. Its wares depend considerably on U.S. components supplied by the Radio Corp. of America, which owns two thirds of the company.

Color-set prices in Britain currently average about \$700. But this average should edge downward starting next year as 19-inch sets appear on the market. So far, all the British producers but one make only 25-inch sets. Like most people in the industry, J.W.C. Robinson, head of the country's largest tv-renting outfit, expects 25-inch sets will account for at least half of next year's sales.

John Bullish


Like the hemlines of miniskirted Chelsea swingers, computer sales figure to rise again next year no matter how chill the climate—economic or otherwise. The market, Electronics magazine's survey indicates, will surge 10% from this year's level to \$257 million.

Devaluation could well make Britain a tighter little island for the country's computer producers. They alone among West Europeans have kept the International Business Machines Corp. from romping in their domestic market.

Elsewhere in Europe, IBM is far and away the leader; in Britain, it is running neck-and-neck with International Computers & Tabulators Ltd. Between them, IBM and ICT have some two-thirds of the British market; in most other countries, that's about IBM's share alone.

With the added edge of devaluation, British producers presumably can whittle a little off IBM's slice of the market. All the big machines IBM sells or leases in Britain are imports. Now the company must raise its prices or cut its margins to keep abreast of ICT. In export markets, too, ICT may well profit—at IBM's expense—from the devaluation.

In the jockeying for computer-market positions next year, ICT will have going for it a wide new



On the rack. Microwave equipment is assembled for link between London and Norwich. Ordered by the post office, link will carry 1,920 phone circuits, two tv channels.

range of multiaccess software and its top-of-the-line 1907 models. On the other hand, English Electric Ltd., the number two producer in the United Kingdom, has run into production troubles and few of its big third-generation computers—the System 4/70 line—will be delivered in 1968.

Strong as they already are, ICT and English Electric aren't strong enough to suit the Wilson government, which all along has been plumping for a powerful domestic computer industry. Although English Electric has taken Elliott-Automation Ltd. into its fold and thereby bolstered itself considerably in process-control hardware, the government wants a further merger between ICT and English Electric.

The two companies have been talking about joining forces for months and have a good idea of how they would go about it. They've agreed on some common peripherals but would continue to individually produce and market their present mainstay machines—ICT's 1900 series and English Electric's System 4. Research, development, materials buying, and sales operations presumably would be progressively stitched together over the next few years, and this would be followed by the development of a single next-generation computer series. A decision on the merger, which quite likely would be sweetened with government money, should come early next year.

There'll be no easing up in the government's drive to improve productivity. To be sure, Whitehall's blandishments on this score haven't been fully heeded. Many of the country's industrialists have

been holding off on new plant investments, waiting for an upturn in the economy. But the drive continues and process-control makers are counting on it to check the downturn in installations this year. Electronics magazine's survey puts the 1968 process-controls market at \$67 million, up \$3 million from 1967.

Until there are signs that deflation is ending, though, process-controls makers don't see any chance of a surge in their sector. And when the upswing finally does start, there may be some strong new competition. The Plessey Co. has readied a very fast IC process-control computer and may move into the market with it as soon as business picks up.

The jet set

British avionics makers, like barnstormers in balky planes, are wondering how long they can hold their altitude.

Next year they'll be flying reasonably high. The market for navigational equipment, most of it for aircraft, will come to \$105 million according to Electronics magazine's forecast. In the works: all the avionics for 70 Hawker-Siddeley Harrier vertical-takeoff-and-landing fighters, most of the electronics for 169 McDonnell Phantom fighters, and the equipment for such passenger jets as the VC 10 and the BAC 111.

But as yet there's little that's substantial on the order books for 1969 and beyond. The project the industry is counting heavily on is the Concorde Anglo-French supersonic transport. To get Concorde into airline service by the 1971 target date, a start will have to be made next year on preproduction aircraft and the first production versions.

There's a good chance that contractors for some of the plane's major electronics systems will be named late next year. But there's no guarantee that British firms will get about half the business as they did on the two experimental prototypes, both of which are slated to make their first flights next year.

The Concorde's builders, France's Sud-Aviation and the British Aircraft Corp., shut U.S. avionics makers out of the bidding for the first two planes. But Sud and BAC are trying to persuade the 16 airlines—several of them American—that have ordered Concorde to accept a single supplier for major systems in order to hold costs down. As a result, the door has been opened to U.S. avionics firms. It's a fairly safe bet, for example, that Litton Industries Inc. will wind up with the contract for the inertial navigation system. But for other systems, there should be considerable carryover from the prototypes to production versions. That gives Ekco Electronics Ltd., Elliott-Automation, Ferranti Ltd., the Marconi Co., and Ultra Electronics Ltd. an inside shot at Concorde business since all supplied hardware for the prototypes.

Both in Britain and abroad, the demand for air traffic control equipment will be on the rise next year, much to the delight of companies like Marconi, Plessey, Elliott, Associated Electrical Industries Ltd., and A. C. Cossor Ltd., the last a subsidiary of

the Raytheon Co. in the U.S.

Marconi leads the consortium that will supply \$2.8 million in hardware for the Eurocontrol facility at Bretigny, France. And Plessey has a whopping order for displays for the new control center that will cover the southern half of Britain. The contract covers some 50 scan converters and 30 bright radar displays, the first ever ordered for civil aviation purposes in Britain.

Her Majesty's market

There's not much joy in the forecast for communications-equipment makers. The market will reach, according to the survey, some \$311 million (the category, it should be remembered, includes navigational equipment and radar sets). That's slightly less than 3% above the estimate for 1967.

The post office, which runs the country's phone network, is a mainstay of the market, but it won't be quite as good a customer next year as it was this year. Its program to replace antiquated exchange equipment with TXE 2 electronic exchanges continues. Some \$3 million was spent this year on the new gear and another \$3 million outlay looks likely for 1968. There will be a lull, however, in spending for pulse-code-modulation trunk-line equipment. Orders for \$15 million of pcm hardware have been placed and the post office will wait to see how the equipment performs before handing out follow-on contracts.

And there will be little in the way of new orders for satellite communications ground stations in 1968. This year, the post office awarded the contract for a second Goonhilly Downs terminal—with a 90-foot-diameter antenna—to Marconi. This facility, now under construction, will give Britain all she needs in the way of big ground stations for civil communications over the next few years. Eventually, the Ministry of Defense will need a new 40-foot dish for its Skynet satellite communications systems, but the go-ahead for this project isn't likely to come next year.

For exports, prospects are brighter. At yearend, the government-owned overseas communications company, Cable & Wireless Ltd., presumably will tap Marconi as the builder of two overseas ground stations. A lot of Commonwealth countries will need stations to work into the first global system of the International Telecommunications Satellite Consortium, scheduled to be in service in the second half of 1968. Nothing is firm yet, but British producers figure they'll get some of the business.

Yankee invasion

There'll be heavy skirmishing in the mushrooming British integrated-circuit market next year as the domestic industry tries to check the inroads of U.S. semiconductor producers like Texas Instruments, Motorola Inc., and Fairchild Semiconductor. Of every pound spent in Britain for IC's, about 15 out of the 20 shillings currently find their way into the coffers of U.S.-controlled companies.

Despite devaluation and droves of new British

devices, the American firms should hold their share next year of a market that will zoom, according to the survey, to \$20.4 million from this year's estimated \$11.3 million.

Though much of the contents of IC packages sold by U.S. firms in Britain is imported, the American producers expect to stay competitive. At Texas Instruments and Fairchild, the top two in the market, the feeling is that the rise in circuit costs due to devaluation can be absorbed in the case of high-volume devices like computer packages. For specials, though, the increase will be picked up by the customer rather than the supplier.

Because it looks as if devaluation won't help British IC producers very much, the Wilson government—as in the case of computers—will almost surely move next year to weed out the weaker domestic producers unless there are some voluntary amalgamations. The companies the government will be eyeing are Ferranti, Elliott-Automation, Marconi, AEI, Plessey, and Associated Semiconductor Manufacturers Ltd., in which Britain's General Electric

Co. (not related to its U.S. namesake) and Mullard are partners. Trouble is, nobody yet wants to get out of a fast-growing market.

The government's strategy figures to take the form of some hefty financial aid to two or three companies, leaving the others to specialize or eventually drop out of the IC market scramble. Ferranti looks like a sure bet for such aid; the company is the British leader in this field. Elliott and Marconi, both in the English Electric fold, are meshing their IC efforts, so they are as likely to get help as Ferranti. Plessey, largely because it has developed special circuits for the military, may get some aid.

As for AEI, it is now under the wing of British General Electric, whose managing director, Arnold Weinstock, is a master at shucking unprofitable operations. Weinstock presumably will get AEI out of the IC business completely unless he can shift some or all of the operation over to Associated Semiconductor. Even without AEI on its team, Associated Semiconductor will be no dropout since it has, through Mullard, the backing of mighty Philips.

Surge in computer and communications sales brings la dolce vita to Italian electronics

The prevailing tone of the Italian economy continues fortissimo and the tempo in the country's 1968 electronics markets should be very much allegro.

The prospect for next year is a growth of 5.8% in Italy's output of goods and services. Better still for electronics producers, plant investments by businessmen figure to run 11% higher in 1968 than they did this year, and this translates into a boom

in sales of computers and process controls. Electronics magazine's survey puts the over-all electronics market at \$695 million, up \$48 million from this year's estimated total.

Just about every segment of the industry will contribute to this 7.4% sales spurt. To be sure no other sector will match the pace of computer sales, poised to jump nearly 19% in 1968. But industrial electronics will run strong, as will communications equipment—good news after a couple of disappointing years. Consumer electronics makers think they'll have a middling-good year. The two sectors least affected by the boom will be test instruments and medical electronics; sales of both will only edge up from 1967 levels.

Prestissimo

The computer industry expects to bask in a market growing at a rate of 20% to 25% over the next few years. More immediately, Electronics magazine sees 1968 sales of \$148 million, against \$124 million this year.

The International Business Machines Corp., inevitably, dominates about three-fourths of the market. Among IBM's big jobs this year and next: a \$12.8 million worldwide reservation system for the state-run airline Alitalia and a real-time production control installation at the works of Fiat, Italy's top automaker. The Fiat setup will include

Italian electronics market forecasts
(millions of dollars)

	1967	1968
Assembled equipment, total	647.4	695.2
Consumer products	267.6	273.7
Medical equipment	9.3	9.9
Communications	106.1	112.3
Computers and related equipment	123.9	147.8
Nuclear instruments and equipment	9.4	9.9
Production, control and other equipment	87.8	95.9
Test and measuring equipment	43.3	45.7
Components	221.6	242.7

three computers, an IBM 360/35, a 360/30, and a 360/20.

IBM's competitors, though lagging, aren't flagging. The Univac division of the Sperry Rand Corp. reworked its management structure in Italy this year to bring it in line with local ways of doing business, and for its trouble landed a contract from Fiat for a data-processing system—based on a Univac 1108—that's being touted as the most extensive ever ordered by an automaker. Univac also has to its credit a two-computer system—Univac 490's this time—for Intalsider, an Italian steel company. Univac's Mario Nutti, who pilots the company's Italian operation, sees a trend toward larger business computers. "The big companies are coming to understand that it's better to have one large installation than many small ones," he says.

It doesn't follow, though, that the market for small computers will languish. Very likely there'll be more sales growth in computer-based process control systems in the next few years than in computers generally. "We still meet a great deal of managerial resistance," says an executive of Honeywell Inc.'s Italian subsidiary, "but we expect the rate of expansion to be enormous in 1969 and to nearly treble by 1970." To make sure of getting a piece of the action, Honeywell is putting together a special software development group to adapt U.S. hardware to European needs.

Few would quarrel with Honeywell's view that the process controls market will boom in 1969 and after. Some, though, see the surge starting next year. Electronics magazine's survey puts this market at \$46 million in 1968, 15% higher than estimated 1967 sales.

"The boom in the market for machine-tool controls is getting off the ground right now," says Piero Pomella, who heads the numerical control effort at Ing. C. Olivetti & Co. "We believe Europe is in the same position now, relative to controls, that the U.S. was in 1963-64," he adds, "and we envision the same sharp growth rate." To tap this fast-growing market, Olivetti has dropped its traditional machine-tool operations to concentrate on NC.

Up the scale

Next year will find the market for communications equipment in Italy on the upswing and almost sure to hold that course for the next few years. Electronics magazine's survey indicates a market of \$112 million, up \$6 million from this year's estimated total.

Telecommunications prospects have taken a particularly reassuring turn for the better. A year ago, telecommunications equipment producers were fretting because the Ministry of Posts and Telegraph was dragging its heels on contracts to implement its five-year plan to strengthen the country's network of telephone trunk lines. This year the ministry let the first contracts, and the industry now sees a chance that the \$96 million

budgeted for trunk-line improvements over the 1967-1972 period will be doubled.

Also buoying the communications outlook for the next five years is the \$1 billion investment plan of Società Italiana per l'Esercizio Telefonica (SIP), the firm—controlled by a government holding company—that runs the local telephone systems throughout Italy. Most of the money will go for conventional telephone hardware but there'll be plenty of electronics fallout.

Another growing, though still small, market for telecommunications equipment is the state-owned public utility Ente Nazionale per l'Energia Elettrica (ENEL), which plans an \$18 million outlay for communications hardware between 1967 and 1970.

The long-term outlook for communications is bolstered, too, by the as yet untapped market for land mobile equipment. Italy has only about 1,000 radio-equipped taxis, and there's no "calling all cars" in many small cities because the patrol cars don't have radios. There are no automobile radio-telephones in use yet although SIP is looking into several systems.


The land mobile market won't start to zoom, however, until the Ministry of Posts and Telegraph eases up on vhf licenses, and this isn't likely to happen next year. The ministry may also keep the wraps on another big potential market—data-transmission equipment. SIP and the ministry are currently squabbling over who should control data-transmission lines (the ministry is now responsible for the interurban telephone trunk lines), but no one expects the government to settle the matter until well after next spring's elections and perhaps not until 1969 or 1970.

All in all, there'll be an 8% annual growth in domestic telecommunications sales during the next few years, predicts Aldo Gardarelli, who heads the Italian subsidiary of the General Telephone & Electronics Corp. Even so, Italian producers of communications hardware will depend heavily on exports. The industry leaders count on selling anywhere from 45% to 75% of their output abroad; the figure at CR&E, for example, is about 60%. But Italians keying on export markets next year will be running into stiffer competition because the already-aggressive British communications-equipment makers can shave their prices as a result of the sterling devaluation.

Premature dirge

Consumer electronics manufacturers figured they would take a beating this year largely because Aldo Moro's coalition government late in 1966 decided to put off the introduction of color television until 1970. But things may not have turned out all that badly. Sales of tv sets this year ran slightly above 1.1 million units, some 10% higher than people thought they would at the outset.

Electronics magazine's survey pegs the 1967 consumer market at \$268 million and forecasts a modest rise to \$274 million next year. Contrasted with the outlook a year ago, that's pretty good.



A way with wafers. Italian semiconductor producers, such as SGS-Fairchild shown here, have a brisk market in the offing.

But there are signs of softness in the market for black-and-white sets. Italy is fast running out of potential first-set buyers, and a market that depends on replacement buying is notoriously vulnerable to customer whim. The state of the market is reflected in increasing sales of 11-inch transistorized portables and in price cuts on larger sets. The General Electric Co. is now selling a 23-inch "portable," with a wheeled stand thrown in, for \$158. The going list price for 23-inch sets from other makers is anywhere from \$16 to \$35 higher.

Although the government remains adamant about initiating color broadcasts in 1970, the tv industry continues to urge an earlier start. Both Philips' Gloeilampenfabrieken and the Radio Corp. of America have readied plans to produce shadow-mask picture tubes in the country when the color market opens up. Meanwhile, Fabbrica Italiana Apparechi Radio, the GE affiliate best known as FIAR, has started producing 11-inch color sets for export. Output is now 200 sets a day but FIAR can boost the figure to 300 anytime it wants.

Upbeat

Italian components producers can look forward to another good year in 1968. The forecast is for a market of \$243 million, up nearly 10% from this year's estimated \$222 million.

Semiconductor makers, however, aren't quite as

optimistic at this point as they were last year. They expected a marvelous year in 1967 and only had a good one. Nearly all these firms depend on exports and their great expectations were partly quashed by the economic slowdown in West Germany and Britain. Besides this, notes SGS-Fairchild's marketing manager, Giuseppe Fontana, some of the brand-new markets they were counting on didn't come through.

One of these was color tv, another was appliances. It was generally expected that by the end of 1967 some of the country's major appliance makers would switch to solid state controls, especially for washing machines. It turns out that these production runs won't start until next fall at the earliest. Even then, only the controls for the turning tub will be electronic. Washers with fully electronic controls—time, temperature, and tub rotation—apparently won't get into production until 1970.

Despite the setbacks, semiconductor makers will have a brisk market next year. The forecast is for sales of \$29 million, up more than 25% from 1967. There's a general rush to get into production of integrated circuits, especially since profit margins on transistors are under heavy pressure. But the ic market, for all its well-publicized potential, is still small. Although it will more than double next year, it will reach only \$3.3 million.

Color tv is 1968 Dutch treat for Philips

Around Eindhoven, where the Dutch masters of a sizable slice of the West European electronics industry are holed up, there's an undertone of optimism these days. The word at NV Philips' Gloeilampenfabrieken: "a better outlook for 1968 than for 1967."

How much better? Electronics magazine forecasts a Dutch electronics market of \$307 million next year, 7% higher than this year's estimated \$286 million.

Holland, though, is just one of many markets for Philips. The Dutch giant's worldwide network of subsidiaries and affiliates this year rang up some \$2.4 billion in sales, a gain of 7% from 1966.

Down-to-earth businessmen that they are, the firm's economists tend to the conservative. As always, they won't disclose their projections, but their subdued optimism suggests 1968 company sales on the order of \$2.6 billion.

How close Philips will come to this figure depends to some extent on the impact on world markets of last month's currency devaluation in Britain and a score of smaller countries. Even before the Wilson government cut the value of the pound from \$2.80 to \$2.40, British electronics firms were tough competitors. Philips' economists figure the devaluation will mean lower prices on British goods in many export markets but they doubt the cuts will be anywhere near the 10% some Britons expect.

Consumer comeback

With the economies of West Germany and the Benelux countries showing signs of picking up, Philips expects a surge in color-television sales in Western Europe, its principal market. J.F.C. Lamet, Philips' manager of commercial planning, puts this year's European color-tv market at about 150,000 sets, and figures this should burgeon to something

like 1.5 million sets annually over the next couple of years.

Other forecasters agree. They peg 1968 West European sales at 450,000 sets at the least, and estimate that Philips will wind up with 30% to 35% of this market, compared with its 20% to 25% share of the West European black-and-white market.

Philips' brass has readied the company for the expected spurt in color-tv sales. However, executives stress that there will be "extremely careful" production planning. In light of what happened in the U.S. last year, when many set makers geared up for a boom that didn't quite come off, the company is wary about overproduction.

As for color-set prices, Philips thinks they'll stay fairly high. Right now, the going price for a color set in Holland is about \$850. F. C. Romeijn, deputy manager of Philips' central development bureau, holds that advances in technology, rather than market forces, will be the prime cause of any future price cutting.

Along with its prospects for set sales, Philips has a strong position in color-tv studio equipment.

As for black-and-white sets, Lamet thinks the sales decline will be checked next year and that a slight upturn will follow. Electronics magazine's survey bears Lamet out, for northern Europe particularly. The forecast for Holland itself puts 1968 sales at \$21.6 million, up a bit from an estimated \$21.3 million this year.

And Philips sees growing monochrome sales in countries like Portugal, Spain, and Greece, where the tv market is largely untapped.

Where the action is

As in most of Europe, computers will be the 1968 market pacesetters in the Netherlands. Electronics magazine forecasts sales of \$53 million, up nearly 24% from 1967.

For all its dominance in Dutch electronics, Philips is just another competitor in the computer field. But that situation figures to change in the next year or so. Philips has been easing into the computer business "internally" for several years and presumably will be lining up its first outside customers next year for 1969 deliveries. The company most likely will concentrate on process-control computers at the outset, but it does plan to tackle the business-machines market eventually. Philips sees a Western European computer market of some \$4 billion annually up for grabs in the near future and it intends to get in on the action. The company is counting on computers, along with telecommunications and industrial electronics—areas where it is already strong—to keep the nonconsumer side of its business growing at a 15% rate over the next few years. Consumer goods now account for two-thirds of Philips' sales, but the company, while not spurning

Dutch electronics market forecasts
(millions of dollars)

	1967	1968
Assembled equipment, total	286.3	307.0
Consumer products	40.8	42.3
Medical equipment	7.6	7.9
Communications	72.4	74.5
Computers and related equipment	43.5	53.3
Nuclear instruments and equipment	8.8	9.3
Production, control and other equipment	66.9	72.0
Test and measuring equipment	46.3	47.7
Components	154.6	159.1

radios, tv sets, and the like, is increasingly emphasizing nonconsumer equipment.

Unlike U.S. companies, Philips has little in the way of a domestic military market. The total Dutch defense budget for 1968 is set at some \$890 million, essentially the same as this year's.

Around \$23 million in avionics will be purchased over the next two years for the 105 Northrop F5 fighters the Dutch air force has ordered. Most of

this business will go to NV Hollandse Signaalapparaten, a Philips subsidiary making fire-control equipment. Apart from F5 avionics, there's little going in defense electronics. The navy is getting three minesweepers and will convert two frigates to minesweepers. The army is shopping for new tanks that presumably would be equipped with Dutch electronics, but there's no firm decision to buy yet.

Belgians mark time waiting for defense orders

Belgium's Flemings and Walloons long have been locked in a bitter linguistic struggle. But when it comes to sizing up the 1968 outlook for electronics, everyone talks the same wistful language.

At first glance, things don't look too bad. A year ago, the prevailing word in the forecasts of Belgian economists was stagnation. The term in vogue now is "slight growth." There'll be an expansion of about 3% next year in the country's economy, most seers agree.

As is usually the case, the electronics industry will move at a faster clip than the economy generally. Electronics magazine pegs the 1968 market at \$296.5 million, a respectable rise of nearly 6% from this year's estimated \$280 million.

But what people in the industry have been hoping for is a return to the heyday conditions of the early 1960's, when a backlog of military orders and a strong television market kept sales on the upswing. Although sales of computers and process controls will post gains next year, both military and consumer-goods business figure to remain bogged down through 1968. Like just about everybody else in the industry, Jacques Lagrange, managing director of Manufacture Belge de Lampes et de Matériel Electronique (MBLE), sees practically no chance of the long-awaited resurgence in these areas next year.

Wait till next year

There's little in the offing to bolster sales of military hardware in 1968; nonetheless, the year should see some decisions that will make prospects brighter for 1969 and after.

The Belgian army has ordered 300 Leopard tanks from West Germany under an offset deal that eventually will mean \$14 million of business for Belgian electronics producers. But the details of the transaction still have to be pinned down and chances are the contracts won't be let in time to do anybody much good next year.

After it has the tank situation in hand, the Belgian government presumably will make up its mind about a new complement of planes for its air force. The airframe makers seemingly best-placed to land the order—when it comes—are the Northrop Corp.,

France's Avions Marcel Dassault, and Sweden's Saab AB. No matter who gets the order, there will be avionics business for Belgian producers; but again, it's hardly likely that any will be forthcoming in 1968.

Also up in the air is Belgium's slice of the \$300 million that the North Atlantic Treaty Organization is spending for its NATO Air Defense Ground Environment (Nadge) early-warning network, Western Europe's largest-ever military electronics project. A consortium headed by the Hughes Aircraft Co. has the business. No Belgian company is in the consortium, but there should be \$12 million forthcoming in subcontracts as compensation for Belgium's contribution to Nadge. There's nothing definite yet, though, and no one is counting much on Nadge business for 1968.

NATO, however, may have some good news for Ateliers de Construction Electriques de Charleroi. ACEC is in a consortium, with Siemens AG, AEG-Telefunken, and Marconi Ltd., that is expected to get the contract for the ground stations the organization needs for its \$45 million tactical satellite communications project.

Belgian makers of sophisticated hardware face a

Belgian electronics
market forecasts
(millions of dollars)

	1967	1968
Assembled equipment, total	280.1	296.5
Consumer products	44.2	44.6
Medical equipment	8.5	9.0
Communications	65.6	73.3
Computers and related equipment	46.2	50.8
Nuclear instruments and equipment	8.8	8.6
Production, control and other equipment	77.8	80.2
Test and measuring equipment	29.0	30.0
Components	91.3	98.0

used to aid medical diagnoses, is selling well.

Saab, which has also been hit by the defense slowdown, has likewise been expanding its medical electronics business. One example here is its Medela computer system. With it, a doctor simply pushes buttons to communicate characteristics of an X ray to a computer, which then types out the diagnosis. According to Anders Boman, sales manager for the instrument division of Saab's electronics department, "We are all very interested in the medical field. I have a feeling it will grow very, very rapidly." Most Swedish medical electronics firms are registering gains of around 20% a year.

Stepping out

Another sector that's moving up sharply is computers. Electronics magazine forecasts volume in this area of \$53 million next year, a rise of 15% from 1967. Saab has moved into this market, too. The company started delivery of small and medium multipurpose computer systems late in 1963 and has since come on fast. Gunnar Lindstrom, manager of the company's Datasaab division, says the

firm has 30 systems installed and another dozen on order.

Sales of process controls will also continue upward next year and those of data-transmission equipment should spurt. Sales of the latter gear, says Birger Lovgren, an official of Arenco Electronics AB, are rising several hundred percent a year. "We are in this field today just where we were in computers 10 years ago," he states.

There's a strong 1968 market in sight for semi-conductors, too. Electronics magazine's forecast: \$12.6 million of sales, up nearly 13% from this year. Glenn Marshall, sales manager of the Swedish subsidiary of SGS-Fairchild, looks for an even greater gain in 1969 when Viggen production will be in full swing.

Marshall says his company will start producing monolithic integrated circuits in Sweden next year, making it the first firm to do so. He predicts that ic sales will surge to about \$1.4 million next year from this year's level of between \$800,000 and \$900,000. In 1969, he adds, the ic market will run close to \$2.5 million.

Swiss will clock a slow, steady advance

The Swiss electronics market will make steady, unspectacular progress next year.

Electronics magazine forecasts an over-all market of about \$209 million in 1968, up by \$11 million—or 5.5%—from the estimate for this year.

The communications sector looks very strong, largely because the Swiss don't stint when it comes to hardware to defend their towering Alps and placid valleys. Sales of process-control equipment figure to hold their high level as the country's industrialists strive to keep labor costs in line. And

there's action in the offing for integrated circuits. By contrast, the outlook for consumer electronics is lackluster.

Swiss movement

For Fabrication des Semiconducteurs S.A. (Fasec), 1968 may well be the year it finally happened. The Swiss four years ago mounted an industry-wide effort to develop an electronic wristwatch; prototypes of integrated-circuit timepieces were completed this year. These are not the "ultimate" electronic wristwatch with a display rather than moving hands. But they're an advance over movements with tuning-fork-controlled transistor oscillators. Officials at the industry's Horological Electronics Center, which developed the ic watches, say the new movements are fantastically accurate.

The watch industry is still wrangling over plans for production and marketing of the watches, but Fasec apparently is preparing to turn out the circuits next year. The company, a joint venture of Philips' Gloeilampenfabrieken and some leading Swiss firms, has shifted its operations from Neuchâtel to a Philips production plant in Zurich.

Integrated circuits already are part of the scheme of things at Brown, Boveri & Cie., Switzerland's best-known electrical-electronics manufacturer. The company has on the market an ic numerical control system for machine tools that it's touting as the first such by a European company. Other Swiss controls makers surely will follow suit and ic sales

Swiss electronics market forecasts (millions of dollars)

	1967	1968
Assembled equipment, total	197.8	209.1
Consumer products	45.1	46.4
Medical equipment	5.0	5.2
Communications	57.9	62.2
Computers and related equipment	35.7	38.2
Nuclear instruments and equipment	6.5	7.0
Production, control and other equipment	37.6	39.3
Test and measuring equipment	10.0	10.8
Components	62.4	66.6

radios, tv sets, and the like, is increasingly emphasizing nonconsumer equipment.

Unlike U.S. companies, Philips has little in the way of a domestic military market. The total Dutch defense budget for 1968 is set at some \$890 million, essentially the same as this year's.

Around \$23 million in avionics will be purchased over the next two years for the 105 Northrop F5 fighters the Dutch air force has ordered. Most of

this business will go to NV Hollandse Signaalapparaten, a Philips subsidiary making fire-control equipment. Apart from F5 avionics, there's little going in defense electronics. The navy is getting three minesweepers and will convert two frigates to minesweepers. The army is shopping for new tanks that presumably would be equipped with Dutch electronics, but there's no firm decision to buy yet.

Belgians mark time waiting for defense orders

Belgium's Flemings and Walloons long have been locked in a bitter linguistic struggle. But when it comes to sizing up the 1968 outlook for electronics, everyone talks the same wistful language.

At first glance, things don't look too bad. A year ago, the prevailing word in the forecasts of Belgian economists was stagnation. The term in vogue now is "slight growth." There'll be an expansion of about 3% next year in the country's economy, most seers agree.

As is usually the case, the electronics industry will move at a faster clip than the economy generally. Electronics magazine pegs the 1968 market at \$296.5 million, a respectable rise of nearly 6% from this year's estimated \$280 million.

But what people in the industry have been hoping for is a return to the heyday conditions of the early 1960's, when a backlog of military orders and a strong television market kept sales on the upswing. Although sales of computers and process controls will post gains next year, both military and consumer-goods business figure to remain bogged down through 1968. Like just about everybody else in the industry, Jacques Lagrange, managing director of Manufacture Belge de Lampes et de Matériel Electronique (MBLE), sees practically no chance of the long-awaited resurgence in these areas next year.

Wait till next year

There's little in the offing to bolster sales of military hardware in 1968; nonetheless, the year should see some decisions that will make prospects brighter for 1969 and after.

The Belgian army has ordered 300 Leopard tanks from West Germany under an offset deal that eventually will mean \$14 million of business for Belgian electronics producers. But the details of the transaction still have to be pinned down and chances are the contracts won't be let in time to do anybody much good next year.

After it has the tank situation in hand, the Belgian government presumably will make up its mind about a new complement of planes for its air force. The airframe makers seemingly best-placed to land the order—when it comes—are the Northrop Corp.,

France's Avions Marcel Dassault, and Sweden's Saab AB. No matter who gets the order, there will be avionics business for Belgian producers; but again, it's hardly likely that any will be forthcoming in 1968.


Also up in the air is Belgium's slice of the \$300 million that the North Atlantic Treaty Organization is spending for its NATO Air Defense Ground Environment (Nadge) early-warning network, Western Europe's largest-ever military electronics project. A consortium headed by the Hughes Aircraft Co. has the business. No Belgian company is in the consortium, but there should be \$12 million forthcoming in subcontracts as compensation for Belgium's contribution to Nadge. There's nothing definite yet, though, and no one is counting much on Nadge business for 1968.

NATO, however, may have some good news for Ateliers de Construction Electriques de Charleroi. ACEC is in a consortium, with Siemens AG, AEG-Telefunken, and Marconi Ltd., that is expected to get the contract for the ground stations the organization needs for its \$45 million tactical satellite communications project.

Belgian makers of sophisticated hardware face a

Belgian electronics
market forecasts
(millions of dollars)

	1967	1968
Assembled equipment, total	280.1	296.5
Consumer products	44.2	44.6
Medical equipment	8.5	9.0
Communications	65.6	73.3
Computers and related equipment	46.2	50.8
Nuclear instruments and equipment	8.8	8.6
Production, control and other equipment	77.8	80.2
Test and measuring equipment	29.0	30.0
Components	91.3	98.0



Changing exchanges. Belgium's first computer-controlled telephone exchange is getting its field trials at Antwerp. The unit handles 1,000 lines.

lull in space business, too. So far, ACEC, MBL, and an IRT subsidiary, the Bell Telephone Manufacturing Co. (BTM), have had two principal customers for space gear—the European Launcher Development Organization (ELDO) and the European Space Research Organization (ESRO). Both organizations began their activities with a heavy emphasis on scientific satellites. But space officials in most West European countries—Belgium included—think the time has come to switch to communications satellites. ESRO already has veered in that direction and is currently designing a satellite for the Conférence Européenne des Télécommunications par Satellites (CETS), a group that includes all 10 ESRO countries plus four others.

Another possibility in this area is the Franco-German Symphonie project, in which Belgium and Italy may join. But as with Belgian military projects, nothing yet is firm. Says Georges Bell, BTM's sales manager for military and space hardware, "the gap in space contracts is likely to continue in 1968."

Forward march

Gaps are nowhere to be seen, however, when you turn to computers and process-control systems. Electronics magazine sees a \$5 million jump from 1967 to \$51 million next year in computer sales, and a \$1.5 million climb to \$38 million in sales of process controls.

U.S.-controlled companies, as before, will garner most of the computer market, but ACEC will hold its own in controls. The company delivered an automation system to a Belgian cement works this fall and now has a \$1 million order for control equipment to regulate the output of two power plants. On top of that, 1968 will see ACEC engineers working on a data-transmission system that will link all of Belgium's power stations.

Another noteworthy bit of ACEC hardware: equipment that automatically inserts subtitles on television film. Small as it is, Belgium has two tv networks, one for Flemish-speaking citizens and the other for French. Since much of the program material is film from Britain and the U.S., subtitling is a substantial chore.

Communications equipment, too, should sell well in Belgium next year. The survey indicates a 10.5% sales climb to \$73 million.

Even so, the big Belgian producers of communications hardware will be hustling in export markets, from whence comes much of their business. About three-quarters of BTM's sales of radio links, for example, are to customers outside Belgium.

Although they'll face rougher price competition from British firms because of the devaluation of the pound, the Belgians think they can hold their own in the fast-growing telecommunications markets of Africa and Latin America. "We're optimistic about maintaining our share next year," declares Etienne Reygaerts, the assistant manager of BTM's line and radio transmission division.

For electronic telephone exchanges, too, BTM is optimistic about long-term prospects. The firm's first computer-controlled exchange, a 1,000-line unit, has been put into service in Antwerp by the government-run telephone network.

There's no chance for follow-on orders from the telephone network until the Antwerp exchange has operated successfully for a year or more, but people at BTM aren't particularly perturbed about the lull. Says one executive, "Electronic systems are now industrially feasible and we are just now entering a changeover period that will be spread over perhaps 10 years. But because of our work in Belgium, we can expect an upward turn in the export market in the next year or two."

radios, tv sets, and the like, is increasingly emphasizing nonconsumer equipment.

Unlike U.S. companies, Philips has little in the way of a domestic military market. The total Dutch defense budget for 1968 is set at some \$890 million, essentially the same as this year's.

Around \$23 million in avionics will be purchased over the next two years for the 105 Northrop F5 fighters the Dutch air force has ordered. Most of

this business will go to NV Hollandse Signaalapparaten, a Philips subsidiary making fire-control equipment. Apart from F5 avionics, there's little going in defense electronics. The navy is getting three minesweepers and will convert two frigates to minesweepers. The army is shopping for new tanks that presumably would be equipped with Dutch electronics, but there's no firm decision to buy yet.

Belgians mark time waiting for defense orders

Belgium's Flemings and Walloons long have been locked in a bitter linguistic struggle. But when it comes to sizing up the 1968 outlook for electronics, everyone talks the same wistful language.

At first glance, things don't look too bad. A year ago, the prevailing word in the forecasts of Belgian economists was stagnation. The term in vogue now is "slight growth." There'll be an expansion of about 3% next year in the country's economy, most seers agree.

As is usually the case, the electronics industry will move at a faster clip than the economy generally. Electronics magazine pegs the 1968 market at \$296.5 million, a respectable rise of nearly 6% from this year's estimated \$280 million.

But what people in the industry have been hoping for is a return to the heyday conditions of the early 1960's, when a backlog of military orders and a strong television market kept sales on the upswing. Although sales of computers and process controls will post gains next year, both military and consumer-goods business figure to remain bogged down through 1968. Like just about everybody else in the industry, Jacques Lagrange, managing director of Manufacture Belge de Lampes et de Matériel Electronique (MBLE), sees practically no chance of the long-awaited resurgence in these areas next year.

Wait till next year

There's little in the offing to bolster sales of military hardware in 1968; nonetheless, the year should see some decisions that will make prospects brighter for 1969 and after.

The Belgian army has ordered 300 Leopard tanks from West Germany under an offset deal that eventually will mean \$14 million of business for Belgian electronics producers. But the details of the transaction still have to be pinned down and chances are the contracts won't be let in time to do anybody much good next year.

After it has the tank situation in hand, the Belgian government presumably will make up its mind about a new complement of planes for its air force. The airframe makers seemingly best-placed to land the order—when it comes—are the Northrop Corp.,

France's Avions Marcel Dassault, and Sweden's Saab AB. No matter who gets the order, there will be avionics business for Belgian producers; but again, it's hardly likely that any will be forthcoming in 1968.


Also up in the air is Belgium's slice of the \$300 million that the North Atlantic Treaty Organization is spending for its NATO Air Defense Ground Environment (Nadge) early-warning network, Western Europe's largest-ever military electronics project. A consortium headed by the Hughes Aircraft Co. has the business. No Belgian company is in the consortium, but there should be \$12 million forthcoming in subcontracts as compensation for Belgium's contribution to Nadge. There's nothing definite yet, though, and no one is counting much on Nadge business for 1968.

NATO, however, may have some good news for Ateliers de Construction Electriques de Charleroi. ACEC is in a consortium, with Siemens AG, AEG-Telefunken, and Marconi Ltd., that is expected to get the contract for the ground stations the organization needs for its \$45 million tactical satellite communications project.

Belgian makers of sophisticated hardware face a

Belgian electronics
market forecasts
(millions of dollars)

	1967	1968
Assembled equipment, total	280.1	296.5
Consumer products	44.2	44.6
Medical equipment	8.5	9.0
Communications	65.6	73.3
Computers and related equipment	46.2	50.8
Nuclear instruments and equipment	8.8	8.6
Production, control and other equipment	77.8	80.2
Test and measuring equipment	29.0	30.0
Components	91.3	98.0



Changing exchanges. Belgium's first computer-controlled telephone exchange is getting its field trials at Antwerp. The unit handles 1,000 lines.

lull in space business, too. So far, ACEC, MBL, and an ITT subsidiary, the Bell Telephone Manufacturing Co. (BTM), have had two principal customers for space gear—the European Launcher Development Organization (ELDO) and the European Space Research Organization (ESRO). Both organizations began their activities with a heavy emphasis on scientific satellites. But space officials in most West European countries—Belgium included—think the time has come to switch to communications satellites. ESRO already has veered in that direction and is currently designing a satellite for the *Conférence Européenne des Télécommunications par Satellites (CETS)*, a group that includes all 10 ESRO countries plus four others.

Another possibility in this area is the Franco-German *Symphonie* project, in which Belgium and Italy may join. But as with Belgian military projects, nothing yet is firm. Says Georges Bell, BTM's sales manager for military and space hardware, "the gap in space contracts is likely to continue in 1968."

Forward march

Gaps are nowhere to be seen, however, when you turn to computers and process-control systems. *Electronics* magazine sees a \$5 million jump from 1967 to \$51 million next year in computer sales, and a \$1.5 million climb to \$38 million in sales of process controls.

U.S.-controlled companies, as before, will garner most of the computer market, but ACEC will hold its own in controls. The company delivered an automation system to a Belgian cement works this fall and now has a \$1 million order for control equipment to regulate the output of two power plants. On top of that, 1968 will see ACEC engineers working on a data-transmission system that will link all of Belgium's power stations.

Another noteworthy bit of ACEC hardware: equipment that automatically inserts subtitles on television film. Small as it is, Belgium has two tv networks, one for Flemish-speaking citizens and the other for French. Since much of the program material is film from Britain and the U.S., subtitling is a substantial chore.

Communications equipment, too, should sell well in Belgium next year. The survey indicates a 10.5% sales climb to \$73 million.

Even so, the big Belgian producers of communications hardware will be hustling in export markets, from whence comes much of their business. About three-quarters of BTM's sales of radio links, for example, are to customers outside Belgium.

Although they'll face rougher price competition from British firms because of the devaluation of the pound, the Belgians think they can hold their own in the fast-growing telecommunications markets of Africa and Latin America. "We're optimistic about maintaining our share next year," declares Etienne Reygaerts, the assistant manager of BTM's line and radio transmission division.

For electronic telephone exchanges, too, BTM is optimistic about long-term prospects. The firm's first computer-controlled exchange, a 1,000-line unit, has been put into service in Antwerp by the government-run telephone network.

There's no chance for follow-on orders from the telephone network until the Antwerp exchange has operated successfully for a year or more, but people at BTM aren't particularly perturbed about the lull. Says one executive, "Electronic systems are now industrially feasible and we are just now entering a changeover period that will be spread over perhaps 10 years. But because of our work in Belgium, we can expect an upward turn in the export market in the next year or two."

Slowdown in set sales sobers Swedish outlook

A certain somberness marks the mood of the Swedish electronics industry these days.

The country's affluent economy has the long-haul staying power of a Nordic cross-country skier, but its pace of growth slowed this year and it has yet to catch its second breath. The slowdown has stalled the consumer electronics market and there's no quick upturn in sight. Then, too, the government has reined in defense spending.

The gloom lifts considerably when you turn to other sectors. Although things won't go as swimmingly as they would if the economy were advancing strongly, markets for computers and industrial electronic equipment will register good gains next year. Swedish medical electronics producers consider their prospects bright, as do semiconductor companies.

All told, according to Electronics magazine's survey, the 1968 market in Sweden will run close to \$276 million, up from an estimated \$258 million this year. Good as this 7% growth seems at first glance, it's a far cry from the expansion pace the industry enjoyed in the early 1960's.

Saab story

Last year, producers of military hardware got the bad news that the 1966-67 defense budget would be trimmed by \$50 million, dropping it to \$900 million. The government is watching its military spending very closely and presumably will hold the line at an annual \$900 million for the next four years.

Hardest hit by the cutback was Saab AB's Viggen—Swedish for thunderbolt—swing-wing fighter project. Instead of the hoped-for 800 planes, the air force will get only 100 as things stand now.

Production should start early in 1968, and heavy spending for the Viggens—ticketed at about \$3 million apiece, with about 30% of this going for electronics—will cause a squeeze on other programs over the next three years. Says Gunnar Holmberg, a high-ranking defense ministry official, "The companies involved in the Viggen system will, in general, continue to receive about the same level of business as before, but contractors in other military areas will lose some business."

This prognosis, however, may change after the parliamentary elections next fall. Many believe the cuts in defense spending were made to satisfy the increasingly vocal left wing of the party in power, the Social Democrats. If the party is voted out of power—and many think it will be—defense spending may be boosted. All the opposition parties except the Communists favor higher defense expenditures.

The combination of a saturated tv market and a generally sluggish economy clouds the outlook for Swedish set makers. Laments Erns Hildebeck,

head of RTM Marknads AB, a radio-tv marketing concern: "Next year is very uncertain. We have never been so much in doubt about what will happen."

About the best the consumer electronics industry can hope for is to hold its ground. The survey made by Electronics magazine resulted in a consensus projection of a \$51 million market, up a scant \$2 million from 1967. But to many in the industry, any gain at all will come as a surprise.

There's no relief in sight for tv manufacturers over the next year or two. The government still hasn't set a starting date for colorcasts, but the advent of West German color programs, which can be picked up in the southern part of Sweden, touched off a brief flurry of color-set sales in the latter part of 1967. But earlier expectations of 1968 sales of 30,000 to 40,000 color sets now seem vastly overoptimistic. A second tv network is scheduled to go on the air late in 1969, and many viewers will need new sets to receive it, but this won't spur sales for some time.

Fine footwork

By and large, Swedish firms have shown admirable agility in adapting to the hard times that have come to the consumer and military electronics markets. One of the hardest-hit companies was AGA AB, which pulled out of tv-set manufacturing last year. (Svenska Philips AB now makes sets sold under AGA brands.) AGA was also hurt by the military belt-tightening.

But AGA has recouped some of this lost ground with an aggressive push to build up its educational and medical electronics operations. A video tape recorder for school use has just been given the stamp of approval of the national board of education. And AGA's thermovision infrared camera,

Swedish electronics
market forecasts
(millions of dollars)

	1967	1968
Assembled equipment, total	257.9	275.7
Consumer products	49.2	51.0
Medical equipment	6.9	7.2
Communications	57.6	59.1
Computers and related equipment	45.5	53.2
Nuclear instruments and equipment	6.1	6.5
Production, control and other equipment	58.8	63.0
Test and measuring equipment	33.8	35.7
Components	98.3	102.5

used to aid medical diagnoses, is selling well.

Saab, which has also been hit by the defense slowdown, has likewise been expanding its medical electronics business. One example here is its Medela computer system. With it, a doctor simply pushes buttons to communicate characteristics of an X ray to a computer, which then types out the diagnosis. According to Anders Boman, sales manager for the instrument division of Saab's electronics department, "We are all very interested in the medical field. I have a feeling it will grow very, very rapidly." Most Swedish medical electronics firms are registering gains of around 20% a year.

Stepping out

Another sector that's moving up sharply is computers. Electronics magazine forecasts volume in this area of \$53 million next year, a rise of 15% from 1967. Saab has moved into this market, too. The company started delivery of small and medium multipurpose computer systems late in 1963 and has since come on fast. Gunnar Lindstrom, manager of the company's Datasaab division, says the

firm has 30 systems installed and another dozen on order.

Sales of process controls will also continue upward next year and those of data-transmission equipment should spurt. Sales of the latter gear, says Birger Lovgren, an official of Arenco Electronics AB, are rising several hundred percent a year. "We are in this field today just where we were in computers 10 years ago," he states.

There's a strong 1968 market in sight for semiconductors, too. Electronics magazine's forecast: \$12.6 million of sales, up nearly 13% from this year. Glenn Marshall, sales manager of the Swedish subsidiary of SGS-Fairchild, looks for an even greater gain in 1969 when Viggen production will be in full swing.

Marshall says his company will start producing monolithic integrated circuits in Sweden next year, making it the first firm to do so. He predicts that ic sales will surge to about \$1.4 million next year from this year's level of between \$800,000 and \$900,000. In 1969, he adds, the ic market will run close to \$2.5 million.

Swiss will clock a slow, steady advance

The Swiss electronics market will make steady, unspectacular progress next year.

Electronics magazine forecasts an over-all market of about \$209 million in 1968, up by \$11 million—or 5.5%—from the estimate for this year.

The communications sector looks very strong, largely because the Swiss don't stint when it comes to hardware to defend their towering Alps and placid valleys. Sales of process-control equipment figure to hold their high level as the country's industrialists strive to keep labor costs in line. And

there's action in the offing for integrated circuits. By contrast, the outlook for consumer electronics is lackluster.

Swiss movement

For Fabrication des Semiconducteurs S.A. (Fasec), 1968 may well be the year it finally happened. The Swiss four years ago mounted an industry-wide effort to develop an electronic wristwatch; prototypes of integrated-circuit timepieces were completed this year. These are not the "ultimate" electronic wristwatch with a display rather than moving hands. But they're an advance over movements with tuning-fork-controlled transistor oscillators. Officials at the industry's Horological Electronics Center, which developed the ic watches, say the new movements are fantastically accurate.

The watch industry is still wrangling over plans for production and marketing of the watches, but Fasec apparently is preparing to turn out the circuits next year. The company, a joint venture of Philips' Gloeilampenfabrieken and some leading Swiss firms, has shifted its operations from Neuchâtel to a Philips production plant in Zurich.

Integrated circuits already are part of the scheme of things at Brown, Boveri & Cie., Switzerland's best-known electrical-electronics manufacturer. The company has on the market an ic numerical control system for machine tools that it's touting as the first such by a European company. Other Swiss controls makers surely will follow suit and ic sales

Swiss electronics market forecasts (millions of dollars)

	1967	1968
Assembled equipment, total	197.8	209.1
Consumer products	45.1	46.4
Medical equipment	5.0	5.2
Communications	57.9	62.2
Computers and related equipment	35.7	38.2
Nuclear instruments and equipment	6.5	7.0
Production, control and other equipment	37.6	39.3
Test and measuring equipment	10.0	10.8
Components	62.4	66.6

should climb as a result. Electronics magazine's survey shows they'll double next year to a total of \$800,000.

Nothing for the navy

Switzerland's small but well-equipped armed forces will tonic the 1968 communications market, which will rise to \$62 million, according to the survey, from this year's estimated \$58 million.

This category includes navigational equipment, for which there will be heavy spending mostly to equip Mirage III fighters. The planes are French, but the Hughes Aircraft Co. is fitting them out with tactical navigation systems. Hughes also has the contract for an early-warning system. The word—not official—from Berne is that the system will cost about \$60 million. The two Hughes projects will run for the next two or three years.

Swiss defense officials keep their development work fairly hush-hush, but it's a reasonable guess that they're spending about \$8 million annually on R&D. It's known that there's advanced tactical communications equipment in the works, the prototypes of which are scheduled to be completed next year. And Contraves AG, one of the companies in the Oerlikon-Buhrle group and a specialist in military electronics, is leading a team developing an anti-aircraft tank that may further buoy the military market in the years ahead.

The market for nuclear instrumentation also continues strong. Two nuclear power plants are under construction and more will follow.

Pale hue

Sales of consumer electronics will show, at best, only a slight gain next year. The forecast puts the market at \$46 million, up just \$1 million from estimated 1967 sales.

As in so many other countries, the market seems unlikely to surge until color tv catches on. Sets priced at about \$750 are on sale; though Swiss colorcasting isn't due until 1970 or 1971, West German programs can be picked up. But the prevailing feeling is that few color sets will be sold next year. "The Swiss are waiting," says a major distributor, "for cheaper sets and better programing."

It's plain in Spain: austerity will curb year's market gain

A serious attack of economic growing pains besets Spain. This year, the Franco government's drive to transform the country's antiquated agricultural economy into a modern industrial one was checked

Spanish electronics market forecasts

(millions of dollars)

	1967	1968
Assembled equipment, total	173.3	187.2
Consumer products	87.8	91.1
Medical equipment	4.3	4.9
Communications	23.4	26.5
Computers and related equipment	21.8	26.0
Nuclear instruments and equipment	2.7	2.8
Production, control and other equipment	27.7	30.0
Test and measuring equipment	5.6	5.9
Components	54.3	58.9

Figures adjusted for November, 1967, devaluation

by a recession. Now, to prevent a further slide, the government has instituted an austerity program and devalued the peseta.

All this could mean a shakeout in the country's electronics industry, which only a year ago seemed poised for a great leap forward. In consumer electronics, particularly, the going will be rough. Many of the smaller producers may fall by the wayside.

The survey for Spain, made before the economic downturn showed signs of turning into a slump at yearend, puts the over-all electronics market at \$187 million, up \$14 million from 1967. This forecast almost surely will turn out to be on the high side. The figures have been adjusted downward in accordance with the new exchange rate—70 pesetas to the dollar—but they haven't been further reduced to reflect the other effects of the November devaluation and the austerity measures that came with it.

Color it later

In better days, Spanish television-set makers figured 1968 would be landmark year for them—the year the government had picked to start color broadcasts. Now it's certain that there'll be nothing but black-and-white tv until 1970 at least.

And there's little help in sight from the monochrome market. The forecast pegs it at \$72 million, but chances are that it will fall short of this mark. Some 45 companies are vying in the tv market, and even some of the bigger ones have hit heavy weather.

General Electric Española S.A., an affiliate of the General Electric Co., had to shut down its plant for a month this summer to keep its inventory in hand as sales slid. That cost it the number-two spot among Spanish producers, a position now filled by Iberia S.A., a firm wholly owned by Spanish interests.

The market leader, with about 25% of total tv sales, is a Philips' Gloeilampenfabrieken subsidiary, Philips Iberica S.A. The company figures to stay on top and hold its market share. But the other

two at the top will have to hustle to stave off challenges by Marconi S.A. and Telera S.A., the Spanish licensee of the Zenith Radio Corp. Marconi is a joint venture of the International Telephone & Telegraph Co., a state investment agency, and a Spanish bank.

Short of the mark

The recession has also checked the growth of the computer market. Instead of the whopping 33% gain predicted for this year, computer sales were held to a rise of about 13%, according to industry estimates. Electronics magazine forecasts a 1968 market of \$26 million, an 18% increase from this year's estimated \$22 million. But many in the industry would be surprised by even such a modest advance.

Military hardware will be another hard-hit sector. Even before austerity, the government had trimmed its projected outlays for military equipment.

Portugal's lures may turn country into a Hong Kong

Tourists with an eye for a bargain started flocking to Portugal long ago. Now some of the world's biggest electronics companies are following suit.

In a bid to transform the country's backward agricultural economy into a modern industrial one, Dr. Antonio Salazar's regime will launch its third five-year development plan next year. The program includes sizeable inducements to foreign manufacturers to locate in the country, lures so enticing that one American electronics executive on the scene says Portugal may soon become another Hong Kong.

Under the third five-year plan, all the major electronics firms in Portugal will make whopping investments. The industry leader, Standard Electric Portuguesa, has a \$30 million plant-expansion program in the offing. The other three heavyweights in the industry, the Portuguese affiliates of Philips' Gloeilampenfabrieken, Britain's Plessey Co., and West Germany's Grundig Werke GmbH, plan capital outlays of about \$15 million each. The General Instrument Corp., too, is likely to spend heavily for a new plant.

Looking out

Electronics magazine sees a Portuguese electronics market of about \$41.5 million next year, up 11.5% from 1967. Despite this lusty domestic growth, producers in Portugal are counting on exports for the bulk of their 1968 sales.

Standard Electric, for example, expects to export

more than 90% of the approximately 30 million semiconductors it will produce next year. The company, a subsidiary of the International Telephone & Telegraph Corp., projects a 50% sales gain next year from this year's estimated \$10 million.

Some firms produce exclusively for export, operating in Portugal only because of the availability of low-cost labor and the tax incentives offered exporters. One such is General Instrument, which is producing color-television components for export to the U.S. Another is Fabricação de Conjuntos Electronicos, a joint venture of ITR and the Advance Ross Corp. Prospects are that between 70% and 80% of the electronics hardware produced in Portugal during the next five years will be sold abroad.

Looking in

The development plan, however, will also be felt in the modest domestic market. Some \$4 million has been earmarked for telecommunications equipment for the country's airports. And the government apparently plans to expand its television network and the Portuguese microwave-relay system. Next year's market for communications equipment, according to the magazine's survey, will come to \$10 million.

The drive to industrialize should indirectly benefit producers of consumer electronics; agricultural workers turning to jobs in plants become more affluent consumers. The full impact of the latest drive, though, won't be felt in this sector next year. The forecast indicates only a slight advance in consumer electronics sales to \$12.4 million from this year's \$12 million.

Danes melancholy about tv picture in view for 1968

Danish electronics men can expect a respectable gain in their domestic market and continued strong export sales, particularly in Eastern Europe. If there's something rotten in the state of Denmark's industry, it would be prospects for color television broadcasting, the pace of consumer electronics sales, and growing unemployment.

According to Electronics magazine's forecast, the over-all market next year will rise 7% from 1967 to \$121 million. Although this figure has been adjusted to represent the new rate of exchange—7.5 krone to the dollar—it does not reflect the impact of the country's recent currency devaluation on the economy. And ay, there's the rub.

There will be some melancholy Danes next year among television-set makers. Black-and-white sales

**Danish electronics
market forecasts**
(millions of dollars)

	1967	1968
Assembled equipment, total	113.0	120.7
Consumer products	26.7	27.5
Medical equipment	4.0	4.1
Communications	25.2	27.3
Computers and related equipment	24.0	26.3
Nuclear instruments and equipment	2.7	2.9
Production, control and other equipment	22.3	22.8
Test and measuring equipment	8.1	8.8
Components	40.8	42.6

Figures adjusted for November, 1967, devaluation

are bogged down at a level of about \$14 million annually, and there's no substantial lift from color sales in sight. Although Denmark doesn't plan to begin colorcasting on a regular basis until the early or middle 1970's, Bang & Olufsen is producing a color set for those in the southern section of the country who want to pick up German programs. Priced at \$1,000, the set is well out of the reach of the average Dane, and efforts to sell it in Germany have so far been disappointing.

The results of these attempts to export the color set are not typical of exports generally. Industrial electronics firms have been selling up to 85% or more of their products abroad, with Eastern Europe being the fastest growing market. RegneCentralen, a Danish computer maker, recently sold one of its machines to Poland and has mounted an active sales campaign in other Eastern-Bloc countries.

Yugoslavia's rein on credit, imports stalls electronics

Whether he's a consumer with a yen for a new television set or a factory director with expansion plans, the average Yugoslavian finds himself in the same bind—getting credit.

The continuing credit squeeze is bad news for the country's electronics producers. Coupled with other moves by the Tito government to bolster the dinar, it has brought a fast-expanding industry to a temporary standstill.

Next year, the Yugoslavian electronics market will rise a scant \$3 million from the estimated 1967

level to \$106 million, according to Electronics magazine's survey.

When the brakes are put on consumer credit, the television market usually is the first to skid. And skid it has in Yugoslavia, where the cheapest set costs about \$150 and the average citizen earns some \$60 a month.

Yugoslavians last year snapped up 286,000 sets. This year, it's estimated, sales came to about 200,000 units. The state of the market is such that the country's top set producer, Electronics Industries of Nis (EIN), raffles off a car every month among its customers. Even so, EIN has at the moment a staggering inventory of 40,000 sets and faces the prospect of a further decline of 10% in the market next year.

Sales of radios, record players, and tape recorders, however, figure to run strong, and they'll partly offset the drop in tv sales. But the over-all consumer electronics market will slip by \$2 million to \$56 million in 1968, the survey indicates.

Double trouble

The government's campaign to strengthen the dinar has brought still other woes to electronics producers. The country's railroad system, for example, has a massive modernization program in the works that includes considerable electronics hardware. But the business most likely will go to foreign suppliers because Yugoslavian firms can't arrange the long-term credits rail officials want.

Especially annoying are the government's tight restrictions on foreign exchange. Generally speaking, producers can spend for imported components only about the same amount of foreign currency their exports bring in, and this leads to a vicious circle. Without crucial imported components, some producers can't build their hardware for export, and they can't buy the components until they've earned the foreign exchange from exports.

Kresa Piskulic, director general of Radio Industries of Zagreb (RIZ), says his organization has a \$2 million annual market for small, high-frequency radio-link equipment but that it turned out only \$300,000 worth this year because it couldn't buy all the imported components it needed. Both RIZ and EIN have been forced to forsake most of their profit margins on the tv sets they sell in export markets because they need the foreign exchange to get what's necessary to build profit-making products.

Teaming up

But in one important way, the industry's current difficulties have had a salutary effect. In the past, there's been a lot of costly duplication in components production among Yugoslavia's four leading electronics companies. Largely because of the squeeze, RIZ and two of the other leaders—Iskra and Rudi Cajavec—have agreed to pool their components production, with each concentrating on certain items. And their biggest competitor, EIN, has worked out the same sort of deal with a group of smaller concerns.

Russia emerging as customer for electronics

Gradually and quietly, the Soviet Union has become an electronics market. British avionics gear is going into the supersonic transport plane nearing completion outside Moscow. The French Secam system is the basis for color telecasts. Italian automation systems will help to mass-produce automobiles at a huge plant to be built on the Volga.

And this is just a start. In the immediate future the hottest import items figure to be computers, computer equipment, and electronic instruments. But the Russians make it clear they're looking for long-term arrangements under which they can sell as well as buy. Declares Vladimir Alekseevich Kirillin, chairman of the State Committee on Science and Technology: "We are very serious about trade and technological cooperation. These things are included in our long-range plans, and we must be sure we can depend on deliveries."

Reciprocity is stressed by Kirillin, the country's research-and-development chief. "It is impossible that one country is the most advanced in every field. That is fantasy."

Kirillin, a 54-year-old thermal physicist who chain smokes American L&M cigarettes, represents the internationalist faction now controlling Soviet science and technology. "My personal view is that science cannot develop fruitfully without international contacts," he says. "This committee's goal is to stimulate such exchanges."

Not quite shut out

As long as Soviet-American relations remain strained, choice positions in the race for the Russian market will be held by Japanese and West European companies—including, paradoxically, many affiliates of U.S. concerns. One knowledgeable Western diplomat in Moscow estimates that one-third of all Soviet imports from capitalist countries involve either U.S. affiliates, U.S. products, or U.S. licenses.

For American companies, the biggest obstacle to direct negotiations remains the U.S. embargo on strategic exports to the Soviet Union. To be sure, in 1966 only 166 applications for U.S. export licenses were rejected—3% of the 5,500 requests made. But the mere existence of the requirement is a deterrent to trade; many companies simply don't bother to apply.

The Americans' dilemma has been voiced most articulately by a West German whose business relations with the Russians preceded World War II. "You must be able to decide on the spot here; the Russians can't wait two or three months to find out whether it's all right to make a deal. When a Soviet trade official finally receives both permission and money, somebody here also has a plan to fulfill and the trade man must act. To protect himself when dealing with uncertain sellers—notably

Americans—he also deals simultaneously with the Germans and Italians and Swedes."

Computers should stay at the top of the Soviet shopping list for several years. Domestic production is slow, and most Soviet-built digital machines are notoriously unreliable. While they're interested in central processors, the Russians are excited about peripherals. In the few recent sales by Western computer companies, nearly 50% of the over-all price has covered peripherals.

Long-term pacts

The trend is toward close, long-term agreements with big foreign companies such as Plessey of Britain and Olivetti of Italy. Plessey's present five-year agreement provides generally for exchanges of delegations and information—not sales—but the British company obviously hopes the contacts will result in profits. Olivetti is active here in the small-computer and desktop-calculator fields. One problem for the Italian company is its tie to the General Electric Co. of the U.S. When Olivetti won a \$2.4-million Soviet order for data-processing systems to be installed in the Fiat plant on the Volga, the sale had to be cleared with Washington.

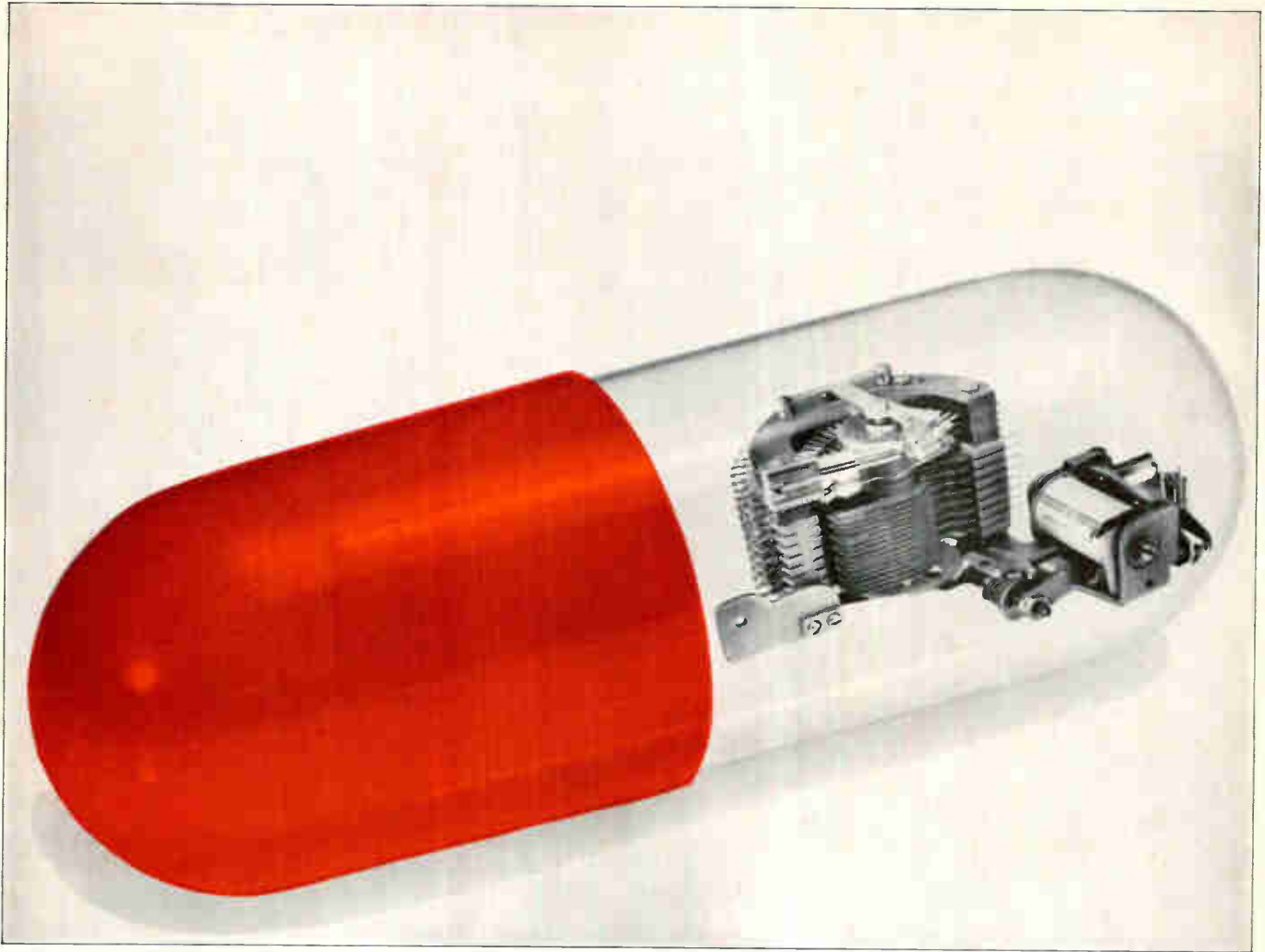
Rated near computers in importance is instrumentation. Soviet aircraft and airports already make use of British instruments, and Japanese and West German instruments are finding increasing application in Soviet laboratories.

When a planner on Kirillin's committee was asked to list some of the 246 "priority research areas" with which the group concerns itself, he put "instruments for measurement and control" immediately after computers. Other sectors mentioned included solid state and particle physics, microbiology, and nuclear power.

This report was compiled by Arthur Erikson, Electronics Abroad editor. The forecasts came from Milton Drake, director of research, who surveyed more than 100 industry associations, government agencies, banks, and companies to gather market estimates for 1967 and predictions for 1968. The forecasts represent a consensus of their predictions.

Reports on market trends came from John Gosch, Bonn; Peter Kilborn, Paris; Michael Payne, London; Jack Star, Milan; Richard Shepherd, Brussels; Dave Jenkins, Stockholm; Laura Pilarski, Zurich; Dominic Curcio, Madrid; Barry Edgar, Copenhagen; Martha de la Cal, Lisbon; Joe Peters, Belgrade; and Howard Rausch, Moscow.

Reprints of this report are available at \$1 each.
© Copyright 1967, Electronics © A McGraw-Hill publication.



Remedy for nightmares: AE's Type 45NC stepping switch with "shorting" levels.

Many of today's complex switching circuits look like an engineer's nightmare. Why not simplify them? You can replace whole groups of components with an AE Type 45NC "stepper."

This switch has normally closed ("shorting") levels. It's designed so that pairs of contacts *open* successively when the rotor is stepped.

The Type 45NC can solve almost any circuit-transfer or testing problem.

It's ideal for self-interrupted hunting, and you don't need auxiliary relays.

You get one or two electrical levels of either 26 or 52 point normally-closed contacts. For extra versatility, you can specify addi-

tional levels of *normally-open* contacts—on the same switch.


Contacts are gold-plated phosphor bronze. Contact resistance: a maximum of 50 to 100 milliohms, measured at 6 volts 100 milliamperes.

When you specify AE rotary stepping switches, you get the benefit of our continuous research—in design, in metals and insulating materials. All this plus *positive positioning* — a unique AE design

feature that locks the rotor and makes overthrow impossible.


Find out more about AE rotary stepping switches—an economical, rugged and reliable way to simplify switching circuits. There's a lot of helpful application information in our new reference circular 1698-L. To get your copy, just ask your AE representative. Or write to the

Director,
Relay Control Equipment Sales,
Automatic Electric,
Northlake,
Illinois
60164.



AUTOMATIC ELECTRIC
SUBSIDIARY OF
GENERAL TELEPHONE & ELECTRONICS **GTE**

plug-in measurement flexibility



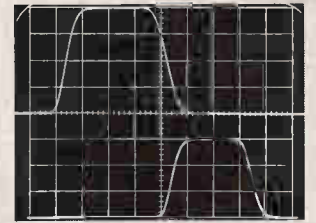
The Tektronix Type 561A oscilloscope has a complete selection of plug-ins, permitting you to change your measurement capabilities to meet your changing measurement needs. Amplifier plug-ins offer a wide range of measurement capabilities with 10 MHz dual-trace plug-ins, 10 $\mu\text{V}/\text{div}$ differential plug-ins, 350-ps sampling plug-ins and spectrum analyzer plug-ins covering the spectrum from 50 Hz to 36 MHz. Time-base plug-ins include delayed sweep, X50 magnifier, single time-bases or sampling time-bases. Amplifier plug-ins may be placed in the horizontal position for X-Y or multiple X-Y displays, and automatic seeking plug-ins are available.

The Type 564 Storage Oscilloscope uses the same plug-in units and offers the added advantage of split-screen storage. Split-screen storage lets you use either half of

multi-trace

Make dual-trace measurements from DC-to-10 MHz with 35-ns rise-time capabilities and a 10 mV/div to 10 V/div deflection factor.


Type 3A6 Plug-in.....\$525



differential

Make dual-trace differential measurements from DC to 500 kHz with a 100 $\mu\text{V}/\text{div}$ deflection factor and a 50,000:1 common-mode rejection ratio.

Type 3A3 Plug-in.....\$825




sampling

Extend your dual-trace measurement capabilities to 1 GHz with 350-ps risetime, internal triggering and sweep rates to 20 ps/div.

Type 3T7A Time-Base.....\$ 690


Type 3S1 Amplifier.....\$1150



spectrum analysis

Analyze the frequency spectrum from 50 Hz to 1 MHz with calibrated dispersion and calibrated deflection factors.

Type 3L5 Plug-in.....\$1100



the display for storage and/or conventional displays. The contrast ratio and brightness of the stored display are constant and independent of viewing time, writing and sweep rates, or signal repetition rates.


For a demonstration of the Type 561A Oscilloscope or Type 564 Split-Screen Storage Oscilloscope, contact your nearby Tektronix Field Engineer or write: Tektronix, Inc., P. O. Box 500, Beaverton, Oregon 97005.

Type 561A Plug-in Oscilloscope	\$530
Type RM561A Rack-Mount Oscilloscope (7" high).....	\$580
Type 564 Split-Screen Storage Oscilloscope.....	\$925
Type 3B4 Time-Base (illustrated).....	\$425
Sweep rates 5 s/div to 50 ns/div with a direct reading X50 magnifier.	
C-27 Camera	\$430
Camera Adapter (016-0224-00).....	\$ 15

U. S. Sales Prices FOB Beaverton, Oregon



Conventional or storage
oscilloscopes



...with multi-trace, differential,
sampling and spectrum analyzer plug-ins

Probing the News

Consumer electronics

Tv design—the repairman's headache

Part of the blame for inefficient and high-priced color-set servicing must rest with those makers who cut corners at the expense of reliability

By John D. Drummond

Consumer electronics editor

Television repairmen resent the public's assumption that they're to blame for the shoddy, high-priced servicing of color-tv sets. That's predictable. What's surprising is the fact that many tv manufacturing executives are in their corner.

Says one: "While repairmen aren't the most brilliant electronics minds we have, makers' economies and shortcuts multiply their problems. Competition in the industry is fierce and color tv is still relatively expensive, so anything that we can do to cut \$40 to \$50 from the price of a set is done. Trouble-free service must be a secondary consideration. Chalk it up to the rules of survival."

Another, less sympathetic, executive puts it this way: "A skilled repairman who keeps up with the new developments and techniques and has an aptitude for electronics should be able to do the job. But the combination of an ever-changing technology, bad packaging, and dishonest competitors forces him to indulge in the bill-padding game."

I. Built-in trouble

The same theme runs through all conversations on the subject: if the manufacturers weren't so willing to trade off reliability for economy, servicing would be a lot easier. Among the problems the repairman has to contend with are:

- Printed circuit boards that are too thin and of poor quality.
- Test points that couldn't be found by a bloodhound with an engineering degree.
- Chassis that are accessible only

if the repairman is a contortionist.

- Tuning systems that are sales gimmicks rather than engineering advances.
- Elaborate, impractical circuit layouts.

Let's take them one at a time.

Circuit boards. While the XXXP circuit board is standard in the industry, some manufacturers insist on using paper-thin material with an uneven expansion coefficient and poorly bonded copper laminate. Why? It's cheaper. What happens? The board warps and the lamination peels off the first time it's confronted with a soldering iron. Of course, the problem is compounded by the inability of many repairmen to master the art of desoldering on p-c boards.

Test points. The test points so clearly indicated in schematics are hard to find on the p-c board. The solution is color coding, used for years in point-to-point wiring and well known to servicemen and manufacturers alike. Signal test paths could be assigned one color, supply voltage another, sync pulse path another, and so on. Also, placing a foil pattern on the component side of the p-c board to provide an X-ray view of the circuit—a practice already followed by Admiral, Heath, and a few others—facilitates circuit tracing and could be adopted by all makers.

Accessibility. Ever try to reach adjustment controls behind the set and watch the image at the same time? It's easy if your arms are 12 feet long. Many chassis designs make adjustment points so hard to



Voila. Zenith makes convergence panel easily accessible to the serviceman.

get at that it's difficult to see how they were conceived. For example, one early Magnavox design forced the repairman to dismantle the cabinet to get at the chassis. Servicemen often complain about the frustrations involved in testing a set that has to be completely dismantled and needs an auxiliary picture tube as a test jig. One way out is provided by Heath's hinged vertical chassis with a tilt-out front panel convergence board. The set can be repaired without removing the chassis from the cabinet. In an approach standard in many of Zenith's 1968 color models, the convergence board is exposed by removing the grill and speaker in front.

Tuners. Instead of loudly trumpeting the dubious advantage of

"instant-on" sets, which maintain a keep-alive voltage when the set is turned off as long as it is plugged in but add nothing to performance or reliability, more manufacturers could add automatic fine tuning. This recently developed feature has already been incorporated in some sets made by Emerson, RCA, Admiral, and Sylvania. The consumer who lays out \$500 or more for a color set doesn't want to watch it with both hands on the fine-tuning, contrast, color, and tint knobs. He wants a good picture when the set is turned on. A recent Consumer Research Center study showed that the reluctance of many people to buy a color set is based on the belief that it's difficult to operate, that the picture is generally of poor quality, and that it's unreliable and expensive to keep in top working trim.

Circuit design. Printed circuit boards are here to stay, so why not design them so that they can be broken up into easily removable and replaceable links interconnected by jumper wires? This innovation would make sets easier to service; individual circuits could be isolated by clipping a lead. Although manufacturers are fully aware of the service advantages of this approach, they argue that it would result in higher production costs. Interestingly, Zenith, which never switched to p-c boards, has parlayed its "handcrafted" slogan and word-of-mouth advertising by appreciative repairmen into a valuable sales asset.

Additionally, multiple cables and wire harnesses could be equipped

with connectors and breakouts for testing. More checks could be made in less time, and subassemblies such as the tuner and deflection yoke could be removed without completely disassembling the set. With standard connectors, the repairman could prepare a number of extension leads in advance to minimize disassembly and cut down on service time.

One answer. Motorola's introduction this year of a solid state color tv designed around plug-in circuit panels is believed by some industry insiders to be the first major servicing breakthrough. When one of these sets fails, the repairman makes a few simple checks to isolate the malfunctioning circuit board, which he replaces. He then must send the board back to Motorola, which repairs it for a fee. If the set is still covered by warranty, of course, the repairs are free, but if the serviceman attempts to repair the board, the warranty is voided. A number of Motorola's rivals concede that the modular plug-ins eventually will be generally adopted—but with modifications to reduce production costs.

II. Do it yourself

A manufacturer always has the option of forming his own service organization. It can establish a firm on the lines of the giant RCA Service Co. or the smaller Packard Bell organization. Or it can set up a network of factory service centers that also sell parts to independent repairmen. The latter course avoids the economic hazard faced by a fledgling service organization such

About that black eye

Electronics magazine's article about the shortage of honest and competent color tv repairmen ["Service—color tv's black eye," Nov. 27, p. 127] attracted a small flood of letters from independent repairmen and spokesmen for their industry. Here's a representative selection of their comments.

■ We read with interest the article "Service—color tv's black eye," and although we agree with the article in part, we must take major exception to it.

Exposes such as those conducted by Consumer Reports and several attorneys general are as phony as \$3 bills and have been thoroughly discredited. Obviously, all were intended for personal gain—headlines or magazine sales.


But let's consider what has caused problems in the service industry. In their greed for volume, most set producers have prostituted distribution by bending in every way to discount houses and other merchandisers whose idea of marketing is to peddle sets by any means.

This has produced insane warranty policies that rob the servicer of needed profit on parts sales while burdening them with far more costs and with paper work that the factory allegedly uses for quality control. As part of this unsound economic practice, the factories set up rates for warranty work that meet only a small part of legitimate costs.

All this is palmed off to servicemen with promises of volume business and procurement of customers without advertising cost. Volume can result, but one can hardly succeed on the principle of "we lose money on every job but we make up for it with volume."

Our recent study shows that even a highly qualified service agency spends twice as much to render cut-rate warranty work as it is paid. The theory that customers are attracted has been repeatedly discredited. These schemes force the service agency to methods far from desirable.

You state that most manufacturers are in, or are planning to enter, service at retail through fac-



No puzzle. Admiral has clearly marked parts locations and test points on this circuit board. Foil pattern imprints ease circuit tracing.

tory branches because the public has not been properly or honestly served.

We challenge anyone to prove that the incidence of dishonesty and/or incompetence in tv-radio service, considering the millions of sets in use and the intangible nature of such service, is of real consequence.

It is mighty strange that factories plan to institute intelligent design only after they take over retail service, which, according to surveys such as by Roper, has been rendered to the satisfaction of the public.

Several years ago, Natesa recognized the growing service problem and offered a multiphase program to remove it before it became critical. The plan called for realism on compensation, intelligent service training, negation of false accusations, buildup of earned respectability, and security for servicemen. Rather than point fingers at independent service, it would be more productive to ask broadcasters, factories, component producers, distributors, etc., why they have not cooperated more fully with independent service, which all have used as a productive ally for the past 45 years or so.

Frank J. Moch

Executive Director
National Alliance of
Television & Electronic
Service Associations
Chicago

■ It is about time we faced up to the fact that tv service is not cheap. The basic trouble is that most servicemen have felt they could not charge what their time was worth. To stay in business they had to pad parts bills. Most tv men I have recently talked to want no part of color tv.

Convergence, hell! The local furniture shops unload the set and hook it to the antenna. If there is a picture, it's okay and off they go.

Lyman E. Greenlee
Engineering Labs.
Anderson, Ind.

■ Independent servicemen have tried for many years to become organized into an effective group to handle, among other problems, the impossible warranty situation. In many areas distributors set up rival service organizations to frustrate

and defeat any real effort at gaining strength or a national voice.

The Radio Corp. of America fought the color fight for 10 or more years and the independent serviceman was reasonably successful in delaying color acceptance for six or eight of those years. In similar fashion, Zenith exploited the independent's reluctance to service printed boards into the greatest sales pitch of all history.

Acceptance of color by the independent in recent years was based on the high reliability of the round tube and the color sets in general originally produced or developed by RCA.

But the quality of color sets was terrible! When demand is at a fever pitch, quality control has a tendency to suffer.

If factory service is supposed to make the independent toe the mark on warranty of schlock-up sets, it won't work. Any manufacturer can "bad-mouth" independent service all he wants. Independent servicemen couldn't care less. They are too busy tending to good, cash customers. As for manufacturers' problems—it couldn't happen to a more deserving group.

Frank L. Gronert

Gronert Electronics
Des Moines, Iowa

■ A manufacturer who regularly spends millions of dollars for advertising can obviously outtalk unorganized service shops. Servicemen, as an industry, are not more to blame for the tv business's problems than the manufacturer. Customers are misinformed about reliability by the manufacturer.

Motorola's step to modules is one that good engineers foresaw many years ago. Etched copper circuitry in home entertainment devices has been falsely advertised as "space age electronics". The difference is in expendability of the module. Replacing these boards was thwarted by making them unobtainable. Theoretically, they should be easy to repair in the set, but the interconnecting wiring is too confusing. How about using insulated wire that does not have thermo-plastics or a weakness to "cold-flow"?

It is the little automatic frills that raise the number of complaints about repair costs.

Joseph A. Kucher
Whitney Point, N.Y.



Direct line. Some set makers try to enhance market position with service.

as the one recently launched by Sylvania: the refusal by independent operators to buy replacement parts from the "offending" manufacturer.

It's easy to understand the anger of independent repairmen when a manufacturer moves a service operation into his backyard. Consider the expense of setting up and maintaining a three-man shop. To go into business requires an initial \$5,000 for office equipment, test gear, and spare tv parts. Add to that monthly operating costs averaging nearly \$3,000 and you have a considerable outlay for a small businessman.

Zenith and GE operate their own factory service installations in some places but use independents in others. But Admiral, Emerson, Westinghouse, Philco-Ford, and a few others prefer to stay out of the service business. Instead, they maintain training facilities and conduct regular seminars for dealers and independent technicians, who are considered authorized factory servicemen after completion of their courses.

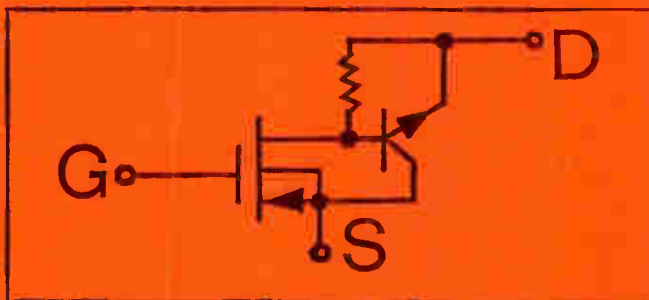


MOSFET + BIPOLAR TRANSISTOR



LINEAR MONOLITHIC
INTEGRATED CIRCUIT

TAA 320



- Input Resistance $10^{10} \Omega$
- Transconductance 40 mmhos
- Input Transients 100 V

Applications:

- Audio-Amplifier (preamp and driver)
- Impedance-Converter
- Timing Circuits

only \$1.25

* Prices in quantities of 1000 and up

PRICES:

1-24	\$ 2,25
25 up	\$ 1,80
100 up	\$ 1,50

Please ask for detailed datasheets



ANCRONA CORP.

65 East 55th Street · New York, N.Y. 10022 · (212) 688-6285 · TWX: 710-581-4513

Circle 106 on reader service card

Inside the velvet glove . . .

Although the GAO has softened its policy since Hewlett-Packard refused to reveal cost data in 1962, industry knows that the agency can still wield its iron fist and force public disclosure of company pricing

Five years ago, the issue was crystal clear. The electronics industry, among others, was fed up with the General Accounting Office, Congress' watchdog for the Government's financial dealings. Almost to a man, industrial leaders felt the agency was overstepping its bounds with its torrent of harshly worded reports assailing industry for "overcharging, waste, and mismanagement."

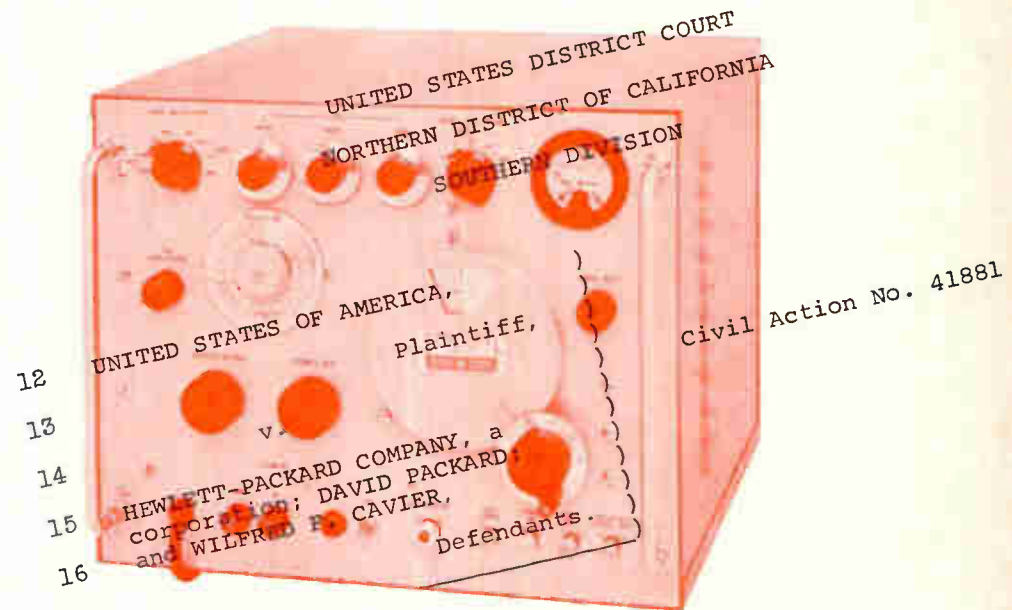
Even more distasteful was the GAO's demand that industry provide detailed cost records for catalog items supplied to the Government—whether computers or shoelaces—a demand the agency insisted was its legal right. It made no difference whether the items were developed without Government funds. Not only did the agency demand this confidential data, but it also claimed the right to publish it.

Many firms, including the Hewlett-Packard Co., stoutly objected to this demand. But, because most firms feared Congressional repercussion, the GAO got its way—with everyone, that is, except Hewlett-Packard. In 1962 David Packard, the firm's board chairman and chief executive officer, said flatly: "No!" The agency promptly hauled Hewlett-Packard into court and the two have been battling it out ever since—with the company losing every bout, the last only a month ago when a Federal appeals court upheld the GAO. Now, David Packard is faced with another decision: yield to the GAO's demands, or appeal once again, this time to the Supreme Court.

I. A long, long time

Ironically, though, the issue that was so clear in 1962 has since become hazy. Much has changed.

For one, the GAO has modified its stance. In 1965, for example, the so-called Holifield hearings (Rep.



Chet Holifield, D., Calif.) were conducted—largely because of loud complaints from the California aerospace industry. While the GAO insisted it was uncovering waste and financial legerdemain, industry called it harassment.

Don't fight. Both positions were probably correct, the legislators decided, and after some negotiations, many changes in GAO policy were approved. The GAO promised:

- To review its reports with the companies involved before releasing them publicly;
- To include companies' comments in the reports;
- To work with companies to keep proprietary matter, such as cost-of-production data, out of the reports wherever possible;
- To change the titles of the reports to make them sound less accusing.
- Not to issue reports on individual companies, unless the circumstances were extraordinary, but to send "private" letters to the Federal

agency dealing with the firm.

▪ Not to release a torrent of reports on the same issue, thus preventing valid complaints from being blown up out of proportion.

Shortly thereafter, Joseph Campbell, a free-wheeling but dedicated investigator, retired as GAO boss.

Here to stay. As a result of these modifications, most industry leaders softened their outspoken hostility to merely a general malaise.

As one company president frankly put it: "I no longer worry that a reporter from the Wall Street Journal is going to call me one night and ask me to comment about a GAO report that accuses us of cheating the Government out of \$10 million."

II. Different—but the same

To be sure, not all industry leaders agree that the charges have been sufficient to ease their fears of Government snooping. In fact, some doubt there has been a change in aim—just a change in tactics.


These executives still fear Gov-

Designed for UHF APPLICATIONS

A WIDE RANGE OF

RMC

TEMPERATURE COMPENSATING SOLDER-INS



Nom. T. C.	Cap. Range	Cap. Range
NPO	1.5—10.0 pfd.	11— 22 pfd.
N-30	1.5—10.0 pfd.	11— 22 pfd.
N-75	2.2—12.0 pfd.	13— 23 pfd.
N-150	2.2—12.0 pfd.	13— 25 pfd.
N-220	2.4—15.0 pfd.	16— 27 pfd.
N-330	2.7—15.0 pfd.	16— 33 pfd.
N-470	2.7—15.0 pfd.	16— 33 pfd.
N-750	4.7—27.0 pfd.	28— 47 pfd.
N-1500	11.0—47.0 pfd.	48—105 pfd.

SPECIFICATIONS

CAPACITANCE: Within tolerance @ 1 MC and 25°C

CAPACITANCE TOLERANCES: ±5%, ±10% or ±20% (but not less than ±.25 pf)

WORKING VOLTAGE: 500 VDC

INSULATION RESISTANCE: Greater than 7500 Megohms @ 500 VDC

TEMPERATURE COEFFICIENT: As noted on Capacitance chart

FLASH TEST: 1000 VDC for 1 second

ELECTRODE: Pretinned for assured solderability

These new "Solder-In" capacitors are designed for use in UHF applications requiring the absolute minimum in lead inductance effects.

If your applications require special physical or electrical characteristics, contact RMC's engineering department.

Write today on your company letterhead for your copy of the RMC Catalog.



Decision. David Packard must decide whether to take case to Supreme Court.

ernment disclosure of a company's closely guarded pricing secrets. "And with each Blue Book [called that because of the reports' blue covers] costing only \$1, it is clearly one of the biggest bargains for a competitor interested in another company's pricing," says a lawyer close to the Hewlett-Packard case.

Name one. But ask the same lawyer for some recent examples of where confidential material has been released or to name a company that has been financially hurt by such a report, and he says: "Well, five years ago the GAO reported. . . ."

In fact, ask an industry association spokesman for records of recent complaints from his membership, and the best examples are sure to be three or four years old.

What, then, is behind David Packard's fight with the GAO? And why has he continued in light of the agency's policy changes? Packard won't say; he refuses to comment publicly on the issue.

III. Shadows from the past

The answer, which other companies will admit but won't voice publicly: a threat still hangs over industry.

Although the GAO has, in fact, mended its ways, it can always revert to its former policy of cranking out scores of reports blasting individual companies. With its 4,300 staffers (2,300 of whom are investi-


DISCAP
CERAMIC
CAPACITORS

RMC

RADIO MATERIALS COMPANY

A DIVISION OF P. R. MALLORY & CO., INC.
GENERAL OFFICE: 4242 W. Bryn Mawr Ave., Chicago 46, Ill.
Two RMC Plants Devoted Exclusively to Ceramic Capacitors
FACTORIES AT CHICAGO, ILL. AND ATTICA, IND.

Low Profile, MPC Package, Standard Size, Printed Circuit Reed Relays




102RMP SPST-NO 3 ampere POWER
 102MPC SPST-NO
 102MPC 3PST-NO
 102MPC 6PST-NO




103LMPC SPDT Magnetic Latching
 103MPC SPDT
 103MPC DPDT
 103MPC 4PDT

Encapsulated, Standard Size, Printed Circuit




102PC SPST-NO
 102PC DPST-NO
 103PC SPDT
 103PC DPDT

Miniature Printed Circuit Reed Relays



Low Profile MPC Package
 Encapsulated
 101MPC SPST-NO
 101MPC 3PST-NO
 104MPC SPDT
 104MPC DPDT
 101PC SPST-NO
 101PC DPST-NO
 104PC SPDT
 104PC DPDT

Mercury-Wetted Printed Circuit Reed Relays



Standard Size Low Profile MPC package
 Miniature Encapsulated
 133MPC SPDT
 132MPC SPST-NO
 131PC SPST-NO
 131PC DPST-NO

Plug-in Mounted Standard Size



103CP DPDT, 3PDT

High Voltage Reed Relays Switch up to 5000 Volts



Class 102V SPST-NO

Dry Reed and Mercury Wetted Contact Relays by MAGNECRAFT ELECTRIC CO.

MAGNECRAFT offers the most extensive line of Reed and Mercury Wetted Contact Relays available from any company. To meet your application requirements MAGNECRAFT can supply many kinds of Reed Relays including all these—

- Printed Circuit
- Plug-in
- Axial Lead
- Sensitive
- Mercury Wetted
- Magnetic Latching
- High Voltage
- Power Reed Relays
- Electrostatically Shielded Reed Relays

Built with extreme care and under strictest supervision all MAGNECRAFT RELAYS are guaranteed to be absolutely uniform in construction and to perform consistently within the published specifications.

You can select a MAGNECRAFT RELAY with assurance that a relay of the same make and specifications, purchased years later, will equal in every way the relay you select or specify today.

Whatever your requirements for Quality Relays contact the MAGNECRAFT REPRESENTATIVE in your area or consult RELAY INFORMATION HEADQUARTERS, address below.

MAGNECRAFT ELECTRIC CO.

5575 N. Lynch, Chicago, Ill. 60630 Ph: 312-282-5500 TWX: 910-221-5221

Representatives in Principal U.S. Cities

Canadian Representative

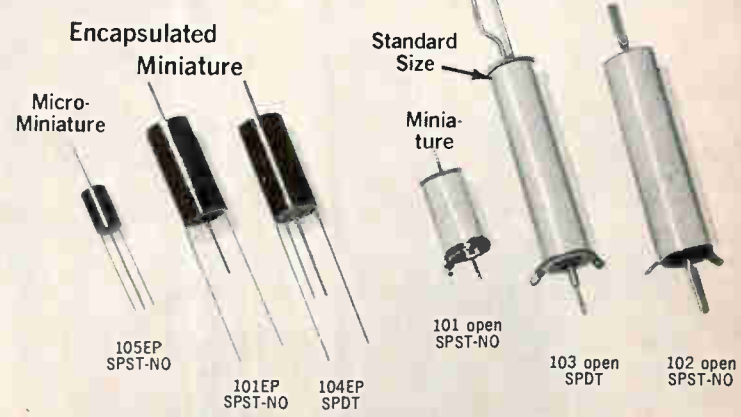
LAKE ENGINEERING CO. LTD., 123 Manville, Scarborough, Ont.

European Representative

LITTON PRECISION PRODUCTS INTERNATIONAL, INC.

P.O. Box 125, 110 Morges, Zurich, Switzerland—Offices also in West Germany, England, France, Italy, Sweden, Belgium and Holland.

Dry Reed Relays with Axial Leads




Encapsulated Miniature
 Micro-Miniature
 Standard Size
 Miniature
 105EP SPST-NO
 101EP SPST-NO
 104EP SPDT
 101 open SPST-NO
 103 open SPDT
 102 open SPST-NO

NEW

mini-mod

**I/C POWER
SUPPLY**

**80%
SMALLER!**



1/2 Actual Size

Avtel's new, ultra-miniature power supply is only 4" x 3" x 2 5/8" including heatsink.

Mini-mod is specifically designed for use in lightweight chassis with IC or other digital logic. Output voltages are available from 3 to 30 volts with .05% regulation.

INPUT: 115 Volts 47-440HZ

TYPICAL OUTPUTS:

3 V at 6 A

5 V at 5 A

15 V at 2 A

Mini-mod is currently available from stock. Detailed specifications and price are available upon request.

CUSTOM POWER SYSTEMS

Avtel's experts are capable of solving your most difficult power conversion requirements.

POWERTEC PRODUCTS



AVTEL CORPORATION
1130 EAST CYPRESS STREET
COVINA, CALIFORNIA 91722
PH. (213) 331-0661
TWX (213) 686-6753

DIVISION - AIRTRONICS, INC.

gative auditors), the agency certainly has the manpower to do the job. Despite its policy shift, its legal authority hasn't been diminished; the laws granting the agency its powers are still on the books. The only thing that stands in its way, says the head of an industry contractors' association, is the agreement that followed the hearings.

Soft ground. "I'd hate to be in the position of having to depend on the good will of a Government agency," a West Coast corporation lawyer says. Adds the association spokesman. "Sure, our problem with the GAO has diminished—but not to the disappearing point. If Staats [Elmer B. Staats, who succeeded Campbell as U.S. comptroller general, the GAO's top official] wants to make public cost information from a company that he feels he must, or should, there's nothing to stop him—not a damn thing."

The fact is, the GAO concedes, the agency must issue confidential reports to individual Congressmen when they're requested.

"There's nothing that says a Congressman can't disclose information if he wants to," says the association representative. "Let's face it, companies fear this—but so far I can't put my finger on any cases."

It'll go away. One reason such examples are hard to come by is obvious: why would a company, named unfavorably in a report, knowingly squawk? If it's in the wrong, all it will accomplish is to call attention to itself.

There have been several instances where Congressmen have, on the floor of the House or Senate, without naming the company, disclosed "overcharging" and other irregularities.

There's little doubt that industry is nervously watching Hewlett-Packard, waiting for word on whether it will appeal to the high court. "The issue," one lawyer notes, "involves rather narrow legal points, a bit too narrow for the Supreme Court to review." In essence, this would be tantamount to upholding the GAO.

The reporting for this article was done by Robert Skole in Washington and Walter Barney in San Francisco. It was written in New York by Stanley Zarowin.


ECCOFOAM®
PLASTICS/CERAMICS
FOAM CHART



Complete physical and electrical data are displayed for eighteen foams — liquids, powders, sheet stock — plastics, ceramics and even artificial dielectrics. Fold-out chart in full color for notebook or wall mounting is yours.

Circle 500 on Reader Service Card

ECCOBOND®
ADHESIVES
FREE WALL CHART



Fully illustrated fold-out chart gives complete physical and electrical data on over 20 adhesive systems—conductive, nonconductive—liquids, powders, pastes—for electrical or mechanical applications—various chemical types.

Circle 501 on Reader Service Card

ECCOCOAT®
SURFACE COATINGS
FREE WALL CHART



Epoxies, urethanes, alkyds, phenolics. Clear and in colors. Some are electrically conductive. Some are in aerosol cans. Electrical and physical properties and application notes are included.

Circle 502 on Reader Service Card

Emerson & Cuming, Inc.




CANTON, MASS.
GARDENA, CALIF.
NORTHBROOK, ILL.
Sales Offices
in Principal Cities

EMERSON & CUMING EUROPE N.V., Oevel, Belgium

an invitation from 5,200 Manufacturers:

"look into VSMF"




5,200 manufacturers invite your judgment of their products in Visual Search Microfilm Files.

VSMF . . . 1,500,000 catalog pages, 5,200 manufacturers, millions of components and materials, indexed by product for side-by-side comparison. The VSMF Defense Design File, alone, contains over 250,000 pages from defense manufacturers. And, there's a file for OEM, too. In all, Information Handling Services produces 6 different VSMF files for industry and government.

We know that when you design a product you want to use the best components and materials. And, to do this, you need to compare all that is available. VSMF can help you in this comparison because VSMF supplies the data on **all** products. You supply the judgment.

Manufacturers who place their data in VSMF know this and invite comparison. The constantly changing "state of the art" is reflected in the pages of VSMF.

If you have VSMF in your company, look into it. If you don't, you might look into that, too. Write for "Looking into VSMF."



William H. B. Combs, Manager, Engineering Services, Relay Division, Leach Corporation, Los Angeles, uses the VSMF Defense Design File.




Information

HANDLING SERVICES, INC.
Dept. E-1223

Denver Technological Center
Englewood, Colo. 80110

Circle 111 on reader service card



San Francisco is just one of the reasons

There are many reasons for working for Memorex, and one of them is certainly the area where we are located. Memorex is in the Santa Clara Valley, less than an hour away from San Francisco. But more important than the location is the company itself. We are a growth-minded corporation that has become a multi-million dollar company in just six years and the leader in the field of precision magnetic tapes. We need individuals who can help us continue to grow and who have the ability to grow with us.

Electronic Engineer Creative BSEE needed for our tape and test development program. Prefer individual with previous magnetic experience to help in the investigation of current and future projects. Should have 5 years' engineering experience with 2-3 years' video circuits experience desired.

Project Engineer (Video) Requires creative ability to solve analytical and tape

systems problems. BSEE required plus 5 years' experience, 2 years' which have been in magnetics. Work will involve the supervision and design of experimental video systems and the training of test technicians to evaluate tape and machine performance.

Project Engineer (Recording) Opportunity exists for an individual with an EE or Physics degree plus 5 years' experience to work in the area of sophisticated broadband recorders. You will be given considerable professional freedom to get the job done as you want it done. Requires thorough knowledge of the processes of magnetic recording.

Electronic Engineer (Solid State Circuit Design) To design solid state digital and analog circuits. The digital circuits range from DC to 5MHz. The analog circuits include servos from DC to 2KHz and linear amplifiers from 100Hz to 10MHz. 2-5 years' solid state circuit design experience since BSEE.


Development Engineer Innovative individual needed to help design and develop new test equipment. Must be digital oriented with a BSEE plus 2 years' experience. Previous logic design experience preferred.

Electronic Engineer (Senior) Should be digital oriented with a knowledge and understanding of production equipment. BSEE required with mechanical engineering experience desired.

Interested applicants should direct their résumé to: Professional Employment Office, 1180 Shulman Avenue, Santa Clara, Calif. 95050. An Equal Opportunity Employer.

MEMOREX
CORPORATION

Don't despair because the company's educational program wasn't planned for your electronics support people...



improvise

Look over your men. Pick out a few who are intelligent enough to profit from more education in electronics, ambitious enough to work hard to get it. Send us their names and addresses. We'll send them complete information about CREI Home Study Programs in Electronics, tell them how these programs have helped thousands of young men increase their value to their employers. We'll explain how they can study at home, at their own pace, on their own schedule without traveling

to classes. We'll give them the names of the more than 80 leading scientists and engineers who help us develop and update programs related directly to the needs of industry.

Yes, we'll do all that. If you're lucky some of your men may enroll. Why not give it a try? Fill out the coupon and get it in the mail today.



CREI Programs cover these specialized areas of advanced electronics:

- Communications Engineering
- Aeronautical and Navigational Engineering
- Television Engineering
- Computers
- Nuclear Instrumentation and Control
- Automatic Control Engineering
- Missile and Spacecraft Guidance
- Radar and Sonar Engineering
- Nuclear Engineering Technology
- Industrial Electronics for Automation
- Computer Systems Technology.

CREI
THE CAPITOL RADIO ENGINEERING INSTITUTE

A Division of McGraw-Hill, Inc.
Dept. 1852-E, 3224 Sixteenth Street, N.W.
Washington, D.C. 20010

Gentlemen: The men listed at right are high school graduates working in some phase of electronics. Please send them your FREE book, "How to Prepare Today for Tomorrow's Jobs" and complete information about CREI Home Study Programs.

And please send me the free brochure which tells how we can use CREI Home Study Programs to supplement our educational program for electronics personnel.

Name _____
 Title _____
 Company _____
 Address _____
 City _____ State _____ Zip Code _____

Name _____
 Address _____
 City _____ State _____ Zip Code _____

Name _____
 Address _____
 City _____ State _____ Zip Code _____

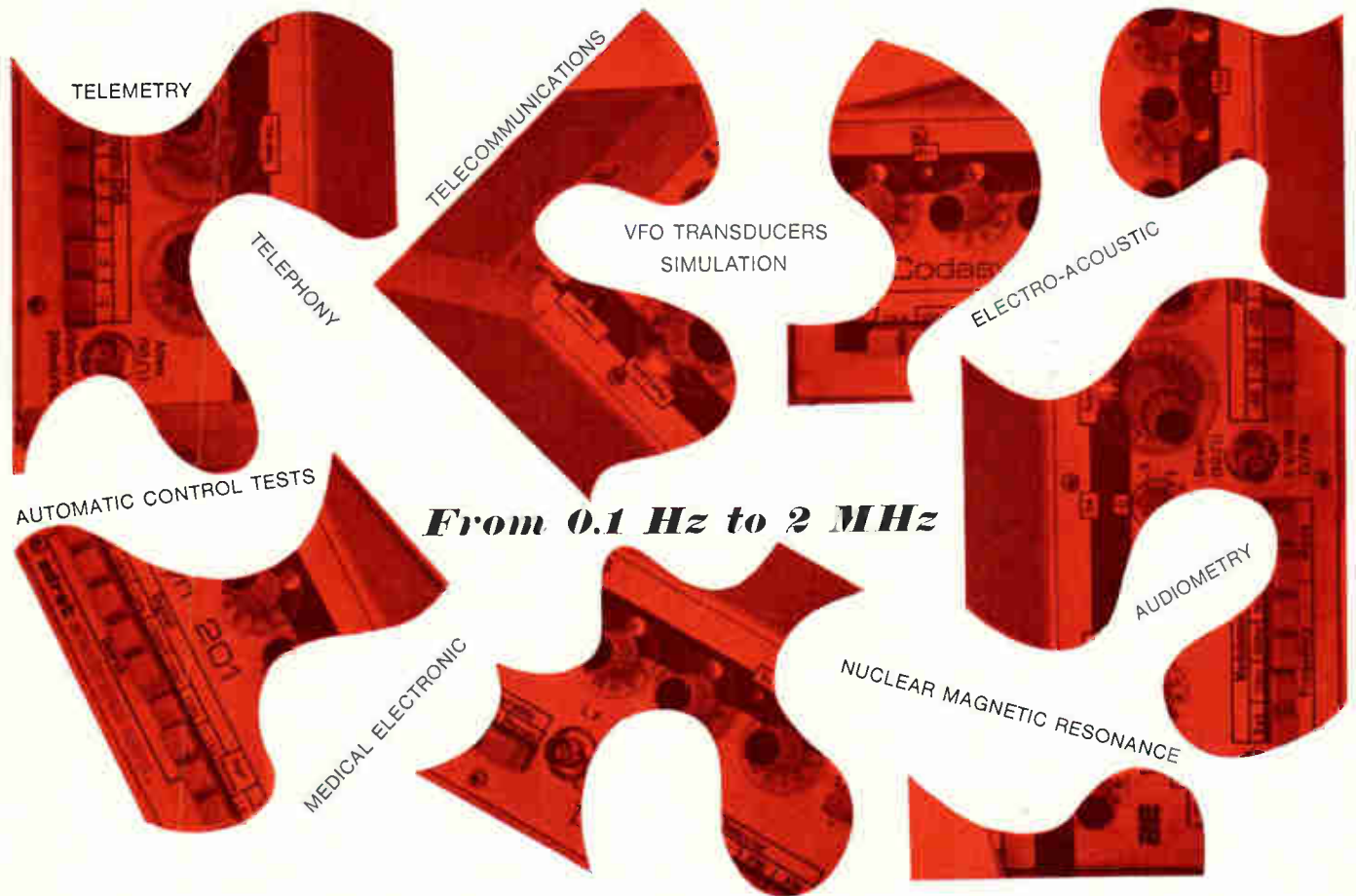
Name _____
 Address _____
 City _____ State _____ Zip Code _____

Name _____
 Address _____
 City _____ State _____ Zip Code _____

(Not enough room? Attach sheet of paper with additional names and addresses)

**20 million
discrete frequencies
 1×10^{-9}
for \$3900***

Generator versatility - Synthesizer accuracy



If you want to see the Codasyn 201, you may of course cut out the different parts and put them altogether. But on the other hand, if you wish to know all its possibilities, why don't you call us.

* PRICE FOB.NY.ACCURACY 1×10^{-7} : \$ 3 500

adret electronic corporation



507 fifth avenue. New York. N.Y. 10017. Phone : (212) 661-1768. Cable address : Adretel
 East Coast Representative : Burlingame Associates. 510 S. Fulton ave. MOUNT VERNON N.Y. Phone : (914) Mount Vernon 4-7530
 West Coast Representative : Geist Company 1205 Air Way. P.O. Box 5004. GLENDALE. California. 91201. Phone (213) 245-9.501
 7258 Barklane. San Jose. P.O. Box 745. CUPERTINO. California. 95014 (SF area) Phone (415) 9681608.

New Products

New instruments

Lab-precision readings beef up automated tests

Digital a-c voltmeter that reads out true rms values of waveforms fills gap in computerized measurement

Squinting at a dial is still necessary to get true root-mean-square measurements of circuits and device waveforms, the all-important clues to energy content of a-c signals. And when a test engineer has to take time out to read a meter, he can hardly boast of having an automated instrumentation system.

But this won't be the case much longer, says the John Fluke Mfg. Co., which is about to introduce an automatic a-c digital voltmeter that reads, with standards-laboratory accuracy, the true rms value of an input waveform. The energy content is sensed directly, not calculated.

"We can now think of getting true rms values in an automatic measuring system," says Richard Van Saun, who headed the voltmeter project at Fluke. Like d-c, resistance, capacitance, and frequency measurements, the rms values of waveforms can be fed into an instrumentation-system computer.

With an accuracy of $\pm 0.05\%$ of reading ($+0.015\%$ of range), Fluke's dvm, called the 9500A, has a five-digit display—four full plus one overranging. Its resolution is 0.01% of range—equivalent to 10 microvolts per digit on the most sensitive scale; frequency range, 20 hertz to 700 kilohertz; and voltage range, 1 millivolt to 1,100 volts. The instrument will sell for \$2,485, about the same as the rms

to d-c converters used in most rms-measuring systems—which also require dvm's.

No conversion. Unlike the 9500A, virtually all other direct reading a-c voltmeters are calibrated to indicate rms voltage, and do not measure it directly. Peak-reading voltmeters, for example, use a mathematical relationship to convert the peak value of a waveform to the rms value of a pure sine wave. But since there are no pure sine waves, even the slightest distortion causes large measurement errors. This is true, too, for the most popular of the a-c voltmeters—the average-responding type.

A third technique measures a-c waveforms with voltmeters that incorporate square-law detectors and logarithmic scales to approximate the rms function. However, an instrument using this technique usually has accuracies of only $\pm 1\%$ or $\pm 2\%$. And even the most accurate a-c instrument, the a-c to d-c transfer voltmeter has drawbacks: its input impedance is low—typically about 200 ohms—and the instrument itself is complex and slow, requiring several minutes to complete a measurement. (The 9500A has a three-second response time.) Furthermore, transfer voltmeters are costly because of the necessary peripheral equipment.

Essentially, Fluke's instrument is an electronic tracking system that continuously seeks a null. Readout is achieved by sampling the state of balance at predetermined times.

1. Independent processors

The a-c input signal is processed by two amplifiers—range and digit—which are independent of each other. The range amplifier, with 20-decibel (10:1) gain steps, is an operational-type device whose gain is controlled by metal-film feedback




Self-calibrating. Between readings, the a-c digital voltmeter checks itself out. A front-panel lamp indicates when this is taking place.

The more you need from crystal filters, the more you need Bulova!

Today's sophisticated systems call for filters with "difficult" characteristics. Difficult, that is, for everyone but Bulova! Bulova has had so much experience with crystal filters, there's hardly anything we don't know about them,


Take single side-band filters, for example: Attenuation figures alone are not enough to adequately describe today's military communication filters. More and more filters require limitations on envelope time delay, while others must follow a precise time-delay envelope curve.

Bulova has been testing for these parameters — providing measurements both in terms of phase linearity and, in many cases, directly in envelope time-delay readings. As a result,



Bulova can engineer and produce to the exact measurements you specify. And at a realistic price!

Proof: Here are the actual curves and specs for just one Bulova filter, Model 562.



- Bandwidth (1db) 100.255 to 103.035 Kc
- Bandwidth (60 db) 99.990 to 103.260 Kc
- Carrier frequency — is 100 Kc
- Loss at carrier — 55 db min.
- Ultimate attenuation — 70 db
- Max. insertion loss — 6 db
- Max. ripple — 1 db max.
- Operating temperature — -40° to +65°C
- Impedance — 500Ω (in and out)
- Differential envelope time delay — 500 μsec max. over 80% of pass band

With specs like these you can see why we say — the more you need from a filter, the more you need Bulova! Call or write Dept. E-21.

Try Bulova first! FREQUENCY CONTROL PRODUCTS

ELECTRONICS DIVISION OF BULOVA WATCH COMPANY, INC.

61-20 WOODSIDE AVENUE WOODSIDE, N.Y. 11377, (212) DE 5-6000

... use of voltage controlled oscillator speeds response despite slow thermocouples ...

resistors and compensating capacitors. The digit amplifier, whose gain is continuously varied by its feedback resistor, drives a current proportional to the applied input voltage through a thermocouple heater. Since the value of the feedback resistor is inversely proportional to the count displayed on the instrument's front panel, the current into the a-c thermocouple is a constant. This eliminates the linearity and sensitivity problems usually associated with operating thermal devices. Gain controls of both amplifiers are electronic.

The d-c output voltage from the a-c thermocouple is compared to an equal and opposite voltage from a d-c thermocouple, with the difference between the two amplified by a null detector—a magnetic modulator-type d-c amplifier.

Double task. The null detector's output is used to determine whether the a-c thermocouple output is above or below the null point to control the position of the up-down switch. Also, the output controls a voltage-controlled oscillator whose output frequency is proportional to the input voltage. Using a vco instead of a fixed-frequency clock speeds response time despite the use of relatively slow thermocouples; the further the control loop

is from null, the faster the vco runs.

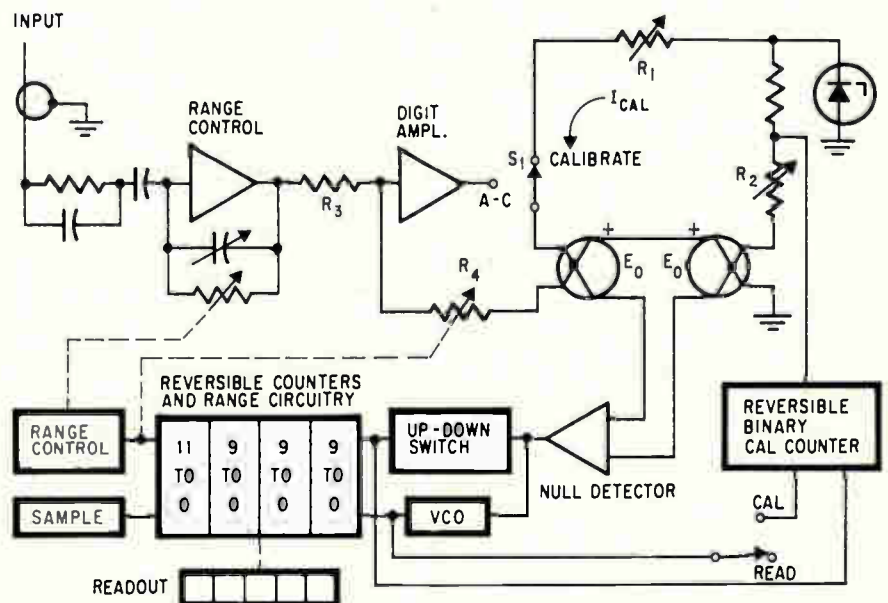
The up-down switch and vco signals are then fed to four serially connected reversible decade counters. Finally, the main control loop is closed by arranging the reversible decades to control the value of the digit amplifier's feedback resistor.

To prevent blinking, a sample oscillator is used to periodically transfer the count from the counters to the readout.

II. Automatic ranging

Automatic range control is achieved by sensing the count in the reversible counters. When the count reaches its maximum—11,999—the vco input is interrupted and the range control sets the range amplifier to the next highest range. If after a short delay the control loop still hasn't achieved null, the range control steps up one more range, and then another until it does. The same process is used for downranging.

Accuracy of the instrument depends on the range and digit amplifiers having stable gains and sufficiently low temperature coefficients, and the two thermocouples and the reference zener together with its associated resistors being stable with time and temperature. How-



Opposing outputs. Heating effect of input is compared to heating effect of reference. Voltage difference between a-c and d-c thermocouples drives counters until resistor R_1 is adjusted so thermocouple outputs are equal.

Now, your Babcock 10 amp. full size crystal can relay will also switch dry circuit with the same set of contacts. These exclusive universal contacts have greatly simplified your relay stocking requirements. You can order one model to meet a given set of performance parameters without concern for load requirement —at no cost premium. Get complete information about this versatile relay, and the entire Babcock line, all with universal contacts.



The Babcock Model BR14 provides 4-pole, dry circuit to 10 Amp. operation in a small package . . . with time-tested reliability in aerospace applications.

SPECIFICATIONS

SIZE: 1.3000" h. x 1.075" l. x 1.000" w.	PULL-IN POWER: Low as 400 mw.
WEIGHT: Approx. 3.0 oz.	LIFE: 100,000 operations, min.
OPERATE TIME: 7.5 - 8.5 ms.	TEMP. RANGE: -65°C to +125°C

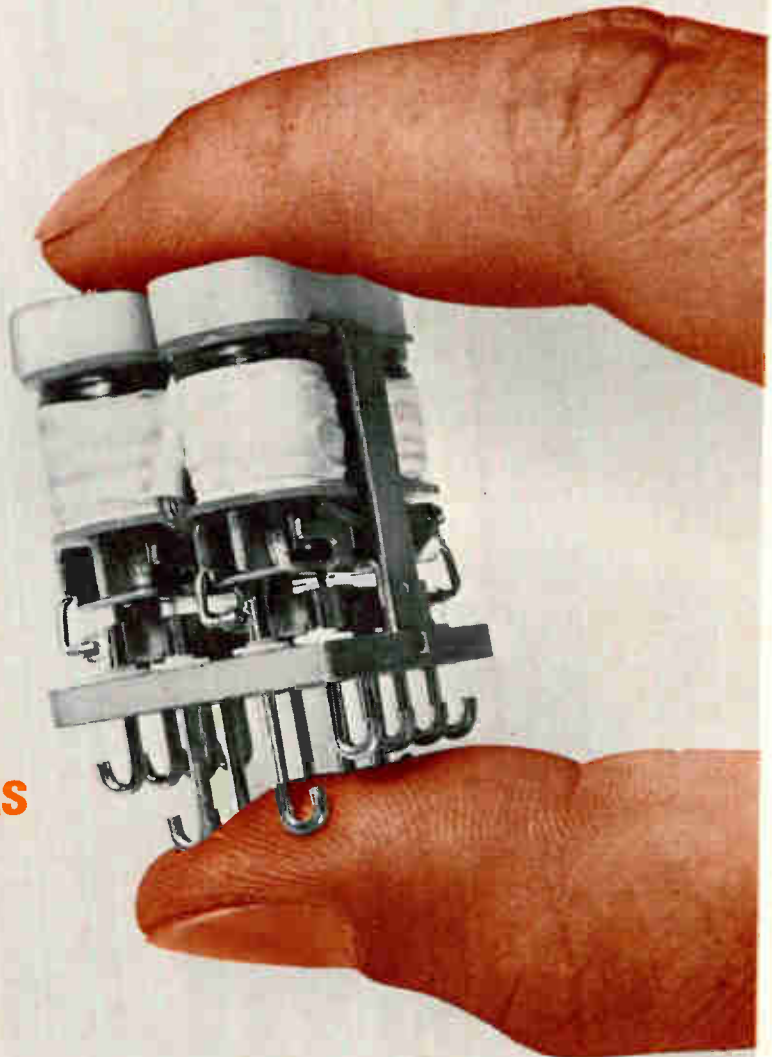
Write Babcock Relays, Division of Babcock Electronics Corporation, 3501 Harbor Boulevard, Costa Mesa, California 92626; or telephone (714) 540-1234.



FROM THE BABCOCK FAMILY OF CRYSTAL CAN RELAYS




Babcock
Model BR 14
four-pole,
dry circuit to
10 amp. relay...
with
universal contacts



THEY SAID: "It can't be done."
WE SAID: "Nuts!" - and did it.

A RELIABLE THREE-PHASE ZERO-VOLTAGE POWER SWITCH




6" x 4" x 3"

A New Solid-State Zero Voltage Power Switch:
FOR Computer and missile site equipment.
FOR Machine and Model Shop applications.
FOR switching all load types, including inductive, up to 7-1/2 H.P., 3 ϕ .
FOR Copying machines, and heavy lighting loads.
FOR use in explosive atmospheres.
FOR use in close proximity to sensitive measurement and receiving systems.

A New Solid-State Zero Voltage Power Switch:
WITH negligible generated R.F.I., *conductive and radiated*, during switching.
WITH freedom from large peaks in starting currents and high DI/DT.
WITH maximum longevity.
WITH minimum downtime and maintenance.
WITH no bounce, arcing, welding, or pitting of mechanical contacts.


- A New Solid State Zero Voltage Power Switch:**
- In 4 models: 3 ϕ (SPST); 1 ϕ (SPST), (SPDT), and (DPST).
 - Handling RMS voltages and currents up to 260 VAC, 20 Amps/phase, 3 ϕ , 32 Amps 1 ϕ .
 - Controlled by low current SPST remote switch.
 - Inquire about development of larger power units for special applications.



"WORLD'S FINEST ELECTRONIC CONTROLS"

CURRY, McLAUGHLIN & LEN, INC.
INDUSTRIAL ELECTRONICS DIVISION

East Molloy Road, Syracuse, N.Y. 13211 Tel. 1-315-454-3279



What is
the latest
In Electronics?
Come and see how men,
ideas and
techniques
have advanced
in a year.

Be
present
at the

INTERNATIONAL EXHIBITIONS OF ELECTRONIC COMPONENTS AND OF AUDIO-EQUIPMENT

FROM APRIL 1st TO 6th 1968 - PARIS
PORTE DE VERSAILLES



INTERNATIONAL CONFERENCE ON COLOUR TELEVISION

scientific and technical considerations
FROM MARCH 25th TO 29th 1968 - PARIS

Programme and registration conditions on request

S.D.S.A. - RELATIONS EXTERIEURES
16, RUE DE PRESLES - 75 PARIS 15^e - FRANCE
Official air-lines of the Exhibition call for information : AIR-FRANCE

ever, since it isn't possible to achieve the stability characteristics and sufficiently low temperature coefficients of the thermocouples, a control loop that performs an a-c/d-c transfer-type calibration is included.


Counter with memory. To initiate calibration, switch S_1 , as shown in the diagram, is closed, sending a d-c current into the a-c thermocouple. The null detector's output causes the vco to alter the count in the reversible binary calibration counter, which subtracts or adds a current to the d-c thermocouple current. This causes the output voltage from the d-c thermocouple to be adjusted until a null is achieved. The calibration counter retains its count in the operating mode, thus holding the reference current at its adjusted level.

When setting up the instrument, however, calibration is also necessary. This is achieved by applying a calibrated a-c signal to the input and setting the calibration counter to the center of its range. Resistor R_2 is adjusted until the readout is equal to the input voltage. At this point, the output of the null detector is at zero. The instrument is then switched to the calibration mode, which applies the d-c calibration current to the a-c thermocouple and R_1 is adjusted to again obtain a null. This produces a calibration current, I_{cal} , that has a heating effect on the a-c thermocouple equal to that of the a-c current obtained when the count in the decade counters equals the value of the input waveform.

For manually controlled calibration, a push-button switch is available on the front panel and a blinker light indicates when null is achieved. In the automatic mode, the instrument is switched into the calibration mode for a short period of time—typically 500 milliseconds—after each display.

The 9500A is available with a variety of options. One digital output option provides five digits plus range in a 1-2-4-8-coded output. Another provides the same in a 1-2-2-4 code. Also available is a print command synchronized with the sample signal. Included with the digital options are remote range, sample, and calibrate capabilities.

John Fluke Mfg. Co., P.O. Box 7428, Seattle, Wash. 98133 [338]



Star of the Budget Films



MAL-20 (Shown twice actual size).

The new MAL-20 1/2-watt, semi-precision film resistor is priced for big business at the box office. For down-to-earth cost, you get a star performer with these characteristics:

- **low temperature coefficient**— ± 100 PPM/ $^{\circ}$ C and ± 150 PPM/ $^{\circ}$ C
- **tolerances**— $\pm 2\%$ and $\pm 5\%$
- **high stability**—less than 1% change after 1000 hours load cycle test
- **resistance range**—47 ohms to 470K
- **power rating**—0.5 watt at 70 $^{\circ}$ C derated linearly to 150 $^{\circ}$ C
- **used by military**—meets requirements of MIL-R-22684

For information, specifications (and autographs), write Mallory Controls Company, a division of P. R. Mallory & Co. Inc., Frankfort, Indiana 46401.

MALLORY

MALLORY CONTROLS COMPANY

a division of P. R. MALLORY & CO. INC.
Box 327, Frankfort, Indiana 46401

TRW
announces

**50 W at
500 MHz**



ACTUAL SIZE

28 Volts...5dB Gain...60% Efficiency!

TRW announces a major breakthrough in communication transistor technology with the introduction of this high efficiency, high gain 50 watt/500 MHz device.

In high power military aircraft transmitters, a single 2N5178 will do the job formerly requiring vacuum tubes or multiple-transistor circuits. The 2N5178 is also

well suited for use in radar pulse circuits.

This state-of-the-art device employs a patented cellular construction in a grounded emitter strip-line package comparable in size to the TO-37. A 25-watt version, type 2N5177, is also available.

For evaluation quantities and complete technical details, con-

tact any TRW distributor or TRW Semiconductors, 14520 Aviation Blvd., Lawndale, Calif. 90260. Phone: 679-4561, TWX: 910-325-6206. *TRW Semiconductors Inc. is a subsidiary of TRW INC.*

TRW[®]

ever, since it isn't possible to achieve the stability characteristics and sufficiently low temperature coefficients of the thermocouples, a control loop that performs an a-c/d-c transfer-type calibration is included.

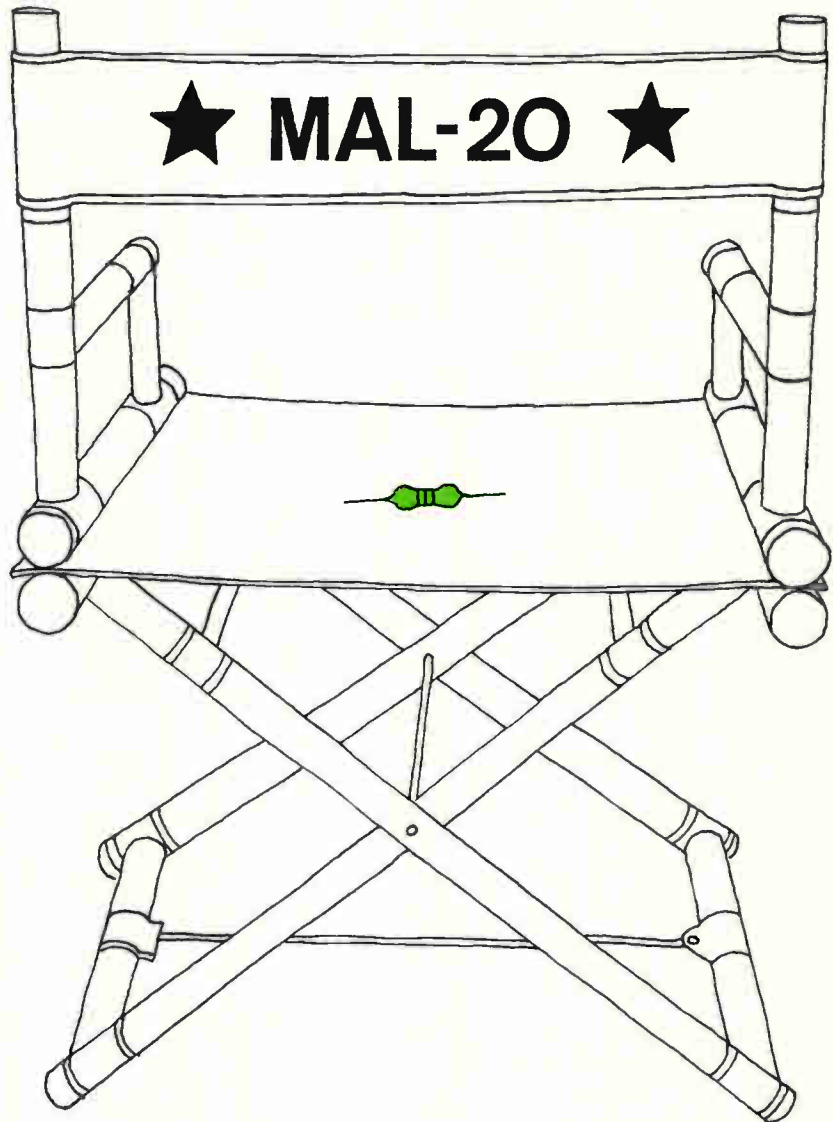
Counter with memory. To initiate calibration, switch S_1 , as shown in the diagram, is closed, sending a d-c current into the a-c thermocouple. The null detector's output causes the vco to alter the count in the reversible binary calibration counter, which subtracts or adds a current to the d-c thermocouple current. This causes the output voltage from the d-c thermocouple to be adjusted until a null is achieved. The calibration counter retains its count in the operating mode, thus holding the reference current at its adjusted level.

When setting up the instrument, however, calibration is also necessary. This is achieved by applying a calibrated a-c signal to the input and setting the calibration counter to the center of its range. Resistor R_2 is adjusted until the readout is equal to the input voltage. At this point, the output of the null detector is at zero. The instrument is then switched to the calibration mode, which applies the d-c calibration current to the a-c thermocouple and R_1 is adjusted to again obtain a null. This produces a calibration current, I_{cal} , that has a heating effect on the a-c thermocouple equal to that of the a-c current obtained when the count in the decade counters equals the value of the input waveform.

For manually controlled calibration, a push-button switch is available on the front panel and a blinker light indicates when null is achieved. In the automatic mode, the instrument is switched into the calibration mode for a short period of time—typically 500 milliseconds—after each display.

The 9500A is available with a variety of options. One digital output option provides five digits plus range in a 1-2-4-8-coded output. Another provides the same in a 1-2-2-4 code. Also available is a print command synchronized with the sample signal. Included with the digital options are remote range, sample, and calibrate capabilities.

John Fluke Mfg. Co., P.O. Box 7428, Seattle, Wash. 98133 [338]



Star of the Budget Films



MAL-20 (shown twice actual size).

The new MAL-20 ½-watt, semi-precision film resistor is priced for big business at the box office. For down-to-earth cost, you get a star performer with these characteristics:

- **low temperature coefficient**— ± 100 PPM/ $^{\circ}$ C and ± 150 PPM/ $^{\circ}$ C
- **tolerances**— $\pm 2\%$ and $\pm 5\%$
- **high stability**—less than 1% change after 1000 hours load cycle test
- **resistance range**—47 ohms to 470K
- **power rating**—0.5 watt at 70 $^{\circ}$ C derated linearly to 150 $^{\circ}$ C
- **used by military**—meets requirements of MIL-R-22684

For information, specifications (and autographs), write Mallory Controls Company, a division of P. R. Mallory & Co. Inc., Frankfort, Indiana 46401.

MALLORY

MALLORY CONTROLS COMPANY

a division of P. R. MALLORY & CO. INC.
Box 327, Frankfort, Indiana 46401



Dial Direct—and Save

Introducing the direct-dialing Bourns KNOBPOT® Model 3650—a digital dial, knob, and 10-turn precision potentiometer in a single assembly. At \$25, this integrated unit costs you less than a precision potentiometer and digital dial bought separately, yet gives you greater accuracy. Correlation between dial and wiper output is guaranteed accurate to 0.1 per cent! There are no phase-it-yourself problems with the Model 3650, either. Each unit is phased at the factory. You save time, trouble and expense!

Settings are fast and easy, thanks to the large, clear numerals that show turns, tenths of turns and hundredths of turns. Calibration marks beside hundredth-turn numerals allow settings as fine as 1/1000 turn or 1/10,000 of the total applied voltage.

Reliability is enhanced by extensive in-process inspection, 100 per cent final inspection, the Bourns Reliability Assurance Program, and by such outstanding construction features as the exclusive SILVERWELD® termination—the strongest in the industry. For value you can count on, specify Model 3650. Write today for complete technical data.

MODEL 3650 1¼" dia., 10-turn STANDARD SPECIFICATIONS

Dial accuracy (correlation of dial reading and output, including linearity)	±0.1% (50K and above)
Repeatability of dial reading	±0.05%
Power rating	2.5W at 25°C
Humidity	MIL-STD 202 Method 103
Resistance Range	100Ω-500K



unit shown 1/4 actual size



BOURNS, INC., TRIMPOT DIVISION, 1200 COLUMBIA AVE., RIVERSIDE, CALIF.
PHONE 684-1700 • TWX: 714-682 9582 • CABLE: BOURNSINC.


TRIMPOT® AND PRECISION POTENTIOMETERS — RELAYS — MICROCOMPONENTS: TRANSFORMERS, INDUCTORS, RESISTORS AND CAPACITORS

Circle 120 on reader service card


New Components Review




Active filter module FOA-Z74 features adjustable poles (Q's to 500) and zeros. Zero locations can be adjusted anywhere in the plane and are independent of the pole locations. Q and center frequency can be adjusted independently, giving wide ranges, tunable, constant bandwidth or constant Q responses. Western Microwaves, 1045 DiGiulio Ave., Santa Clara, Calif. 95050. [341]



Ceramic capacitors (C19 Servo-caps) come in 400 hz, 70 v rms and 1,200 hz, 70 v rms versions. For the former, values vary from 0.01 μ f (size 0.3 x 0.3 x 0.1 in.), to 10 μ f (size 0.7 x 1 x 0.4 in.). The 1,200-hz units have values of 0.01 to 4 μ f. Units withstand a-c current surges encountered in phase shift uses. U.S. Capacitor Corp., 2151 N. Lincoln St., Burbank, Calif. 91504. [342]




Bushing-mount 3536 and servo-mount 3586 single-turn pots feature a conductive plastic element and provide essentially infinite resolution. Resistance range is 100 ohms to 1 megohm; resistance tolerance, $\pm 5\%$; linearity (independent), $\pm 0.5\%$; power rating, 1 w at 70° C; operating temperature, -55° to +125° C. Trimpot Div., Bourns Inc., 1200 Columbia Ave., Riverside, Calif. 92507. [343]



Miniature r-f coaxial connectors called Mi-Kro Grip are easy to assemble and require no special tools. They take 3 mating forms: screw-on, push-on, and slide-on. All units meet or exceed MIL-C-22557. Nominal impedance is 50 ohms; voltage rating, 500 v peak; frequency range, 0 to 10 Ghz; vswr, 1.3 to 1 max. Mi-Kro Connector Corp., 40-09 21st St., L.I.C., N.Y. 11101. [344]



Reed relays series 103 offer high-speed switching of low-power circuits. Rugged epoxy encapsulation with low internal stress construction is impervious to harsh environments, and will withstand temperature shock from -40° to 100° C. Nominal power consumption is 140 mw. Response time is in the low milliseconds. Triridge Corp., Drawer A, Aliquippa, Pa. 15001. [345]



Magnetic tape read/record head 203-9 is a dual gap, 9-channel unit that is compatible with IBM 360 computer format. It features 0.150-in. intergap spacing and provides packing densities of up to 1,600 bits/in. at tape speeds of up to 150 ips. The all-metal-faced head also features very low crosstalk. Magnusonic Devices Inc., 68 Toledo St., Farmingdale, N.Y. 11735. [346]



A two-stage vaneaxial blower puts out 37 cfm at 8 in. of H₂O static pressure. High pressure-to-volume ratio is achieved by using compressor staging. The 200 v a-c, 400 hz, 3-phase unit has a minimum life of 1,500 hrs at 70° C continuous duty and meets stringent MIL environmental specs. Globe Industries Division of TRW Inc., 2275 Stanley Ave., Dayton, Ohio. 45404. [347]



Crystal oscillator model XO-101 is a 1-cu-in. unit that meets Mil-E-5400, -4970, and -16400. It weighs 3 oz and can provide a stability of $\pm 0.0005\%$ at 25° C from 80 khz to 100 Mhz. Output is 5 v peak-to-peak square wave or 1 v p-p sine wave into a 5-kilohm load (typical). Price per unit is \$150. Bulova Electronics, 61-20 Woodside Ave., Woodside, N.Y. 11377. [348]

New components

Taking the shakes out of tuned circuits

Dual variable capacitors working as trimmers are immune to aircraft, missile vibration

Tuned high-frequency circuits take some of the worst punishment from missile and aircraft vibration, and signal degradation can result.

The capacitors that trim the circuits are usually made of metal plates separated by air or by a dielectric material, such as mica. Be-

cause of the gap between the plates, they may vibrate severely, causing the capacitance to change. In addition, the leads that couple adjacent capacitors act as lossy elements when they radiate at high frequencies.

Vibration and lead problems are



Shockproof. Glass-dielectric capacitor's value is unchanged by vibration.

overcome in a device called a dual trimmer capacitor, developed by engineers at the Voltronics Corp. The device has two sections, each consisting of an internally threaded piston and two concentric glass tubes separated by a metal layer.

The piston, precisely fitted to the

Lapp Entrance Insulators



The sizes vary...
But our skills are always large.



Lapp skill in designing and building entrance insulators goes back over 43 years. We're big on design knowledge, ingenuity and ability to deliver the job... right to your requirements.

Standard designs, or special types, Lapp can produce entrance insulators for almost every electrical and mechanical requirement. Save your company time, money and searching... call in Lapp when your projects require entrance insulators, or antenna, or tower insulators.

Put Lapp skills to work for you... from design to delivery. Lapp Insulator Co., Inc., LeRoy, N. Y.



inner surface of the glass tube, acts as one capacitor plate. The metal layer is the other plate. Because there is solid glass between the plates, vibration won't affect the separation and change the pre-set value. Two rods prevent the piston from rotating and thus eliminate another degree of motion.

The two capacitors are adjusted independently by turning a threaded shaft. They are internally connected in series, with the common lead externally accessible. Thus one external connection is eliminated and its unpredictable characteristics remain constant from unit to unit.

High Q. While almost any combination of capacitance values are possible, five standard units are offered. These have tuning ranges, respectively, of 5 to 30, 2 to 15, 5 to 50, 4 to 12, and 2 to 4 picofarads. All units have a Q (reactance divided by resistance) of 700 at 1 megahertz, and 600 at 20 Mhz.

One design problem, says Voltronics, was how to get through the outer layer of the glass and make contact to the metal layer. Because of the thinness of the glass, normal cutting techniques could not be used. The tool that proved most successful was a diamond-tipped saw. It can be controlled precisely without cracking the glass.

The Voltronics capacitors are supplied with one ribbon lead, one wire lead and a threaded hollow stud. Any combination of leads may be ordered. With the non-rotating piston, the tuning screw does not move in and out, providing advantages in reliability and size. Linearity is $\pm 1\%$ with no capacitance reversals. Temperature coefficient is ± 100 parts per million per degree C. Capacitance change with temperature cycling is 0.08 picofarad.

Both ends of the unit are sealed and, at 25°C , have an insulation resistance of 10^6 megohms. They meet the military environment specifications of MIL-C-14409B.

The dual trimmers are priced at \$14 each and vary in length according to tuning ranges. The smallest is about $\frac{5}{8}$ inch long, $\frac{1}{8}$ inch in diameter. The largest is $1\frac{3}{4}$ inch long, $\frac{7}{8}$ inch in diameter. The units can also be furnished for mounting on printed-circuit boards.

Voltronics Corp., West St., Hanover, N.J. 07936 [349]

New components

Wide-awake idea for sleeping ease

Plastic thermistors can smooth out those bumpy electric blankets


Electric blankets have given many a user some sleepless moments. True, the blankets provide warmth, but they also give that bumpy feeling—because of the bulky temperature sensors sewn into the blankets. These bumps are no longer necessary with a plastic thermistor developed by Japan's Matsushita Electric Co.

Made with polyvinylchloride, a flexible material, the thermistor can be molded into any shape. In the form of a wire, it can be used as a temperature sensor covering a large area, such as an electric blanket or a heating pad.

Matsushita first tried mixing a conductive powder with an anti-static agent, and then combining this mixture with a plastic base. But this didn't work. The mixture's electrical characteristics didn't lend themselves to precise temperature control. It wasn't until the company combined a semiconductive material and the plastic that it came up with the desired characteristics. Volume resistivity, resistance-temperature coefficient, and reproducibility make the thermistor extremely sensitive to temperature change.

However, the device does have some drawbacks. It can't be used as a small area bead-type sensor, it works only below 100°C and only with alternating current.

Matsushita Electric Co., Tokyo [350]



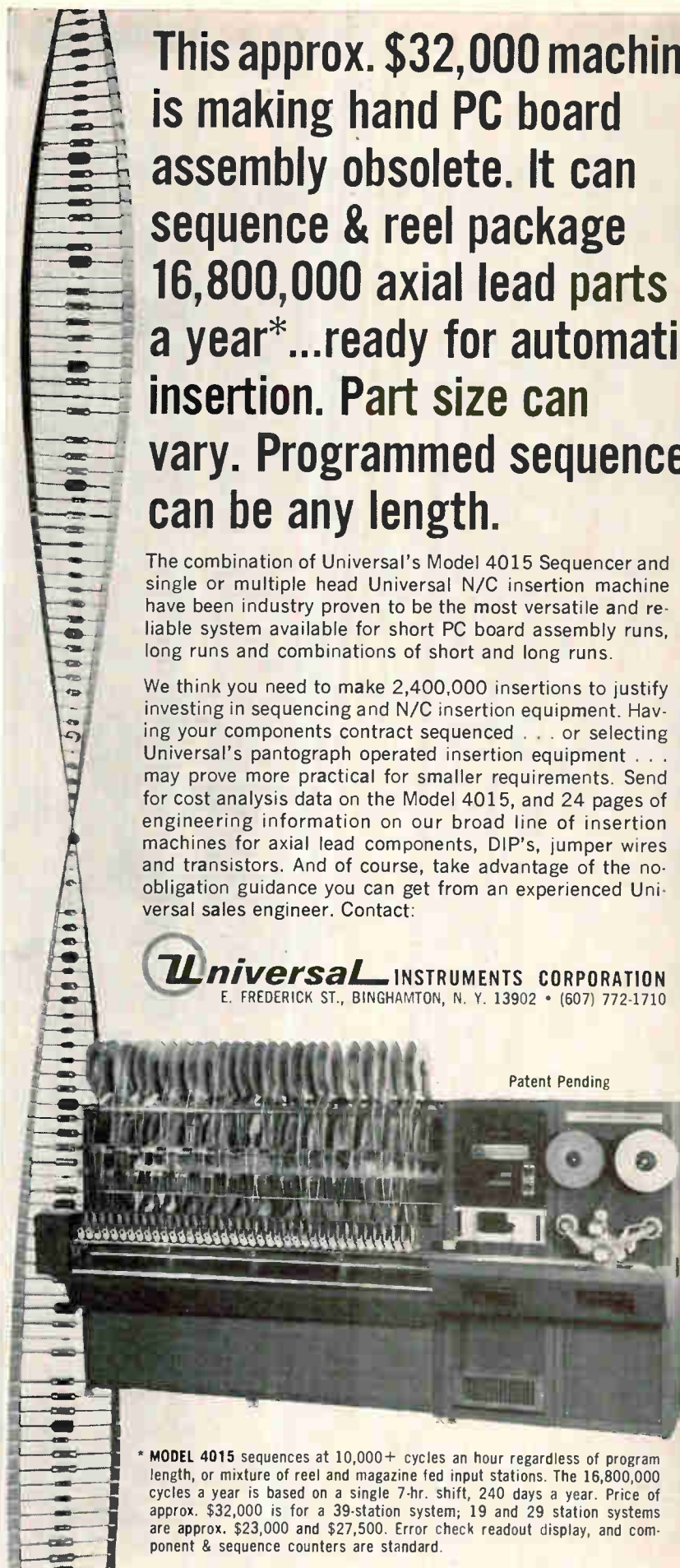
Bumpless. Wire-shaped thermistor, above, does job of bulky sensor.

This approx. \$32,000 machine is making hand PC board assembly obsolete. It can sequence & reel package 16,800,000 axial lead parts a year*...ready for automatic insertion. Part size can vary. Programmed sequence can be any length.

The combination of Universal's Model 4015 Sequencer and single or multiple head Universal N/C insertion machine have been industry proven to be the most versatile and reliable system available for short PC board assembly runs, long runs and combinations of short and long runs.

We think you need to make 2,400,000 insertions to justify investing in sequencing and N/C insertion equipment. Having your components contract sequenced . . . or selecting Universal's pantograph operated insertion equipment . . . may prove more practical for smaller requirements. Send for cost analysis data on the Model 4015, and 24 pages of engineering information on our broad line of insertion machines for axial lead components, DIP's, jumper wires and transistors. And of course, take advantage of the no-obligation guidance you can get from an experienced Universal sales engineer. Contact:

Universal INSTRUMENTS CORPORATION
E. FREDERICK ST., BINGHAMTON, N. Y. 13902 • (607) 772-1710



* MODEL 4015 sequences at 10,000+ cycles an hour regardless of program length, or mixture of reel and magazine fed input stations. The 16,800,000 cycles a year is based on a single 7-hr. shift, 240 days a year. Price of approx. \$32,000 is for a 39-station system; 19 and 29 station systems are approx. \$23,000 and \$27,500. Error check readout display, and component & sequence counters are standard.

Visit us at NEP/CON-WEST Booth 601 and N.Y.-IEEE Booths 1C29-31

TRW
announces

**50 W at
500 MHz**



ACTUAL SIZE

28 Volts...5dB Gain...60% Efficiency!

TRW announces a major breakthrough in communication transistor technology with the introduction of this high efficiency, high gain .50 watt/500 MHz device.

In high power military aircraft transmitters, a single 2N5178 will do the job formerly requiring vacuum tubes or multiple-transistor circuits. The 2N5178 is also

well suited for use in radar pulse circuits.


This state-of-the-art device employs a patented cellular construction in a grounded emitter strip-line package comparable in size to the TO-37. A 25-watt version, type 2N5177, is also available.

For evaluation quantities and complete technical details, con-

tact any TRW distributor or TRW Semiconductors, 14520 Aviation Blvd., Lawndale, Calif. 90260. Phone: 679-4561, TWX: 910-325-6206. *TRW Semiconductors Inc. is a subsidiary of TRW INC.*

TRW[®]


New Semiconductors Review



MOS-FETs FT704 and FT701 have an integrated gate protection circuit consisting of diffused resistor-diode network that wards off damage due to voltage transients. The 704 offers feedback capacitance of 0.7 pf, leakage of 0.5 na max. The 701 provides on-resistance of 600 ohms max., gain of 1,200 μ mhos min. Fairchild Semiconductor, Mtn. View, Calif. 94041. [436]



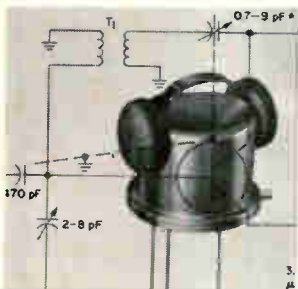
Silicon power transistors, designated the SDT7470 and 7B00 families, come in TO-5 and TO-11 packages and have 10-ampere capability. Since all elements are isolated from the case, these devices will solve many packaging problems. Primary use is in switching circuitry such as inverters. Solitron Devices Inc., 1177 Blue Heron Blvd., Riviera Beach, Fla. 33404. [437]




Tiny photodetectors (using photo-diodes) and light sources include types for use with incident and reflected light. Light transmission utilizes fiber optic and lens systems that are incorporated to derive object definition approaching 0.005 in. Light sources have 40,000-hr life at rated voltage. Skan-A-Matic Corp., P.O. Drawer 68, Skaneateles, N. Y. 13152. [438]



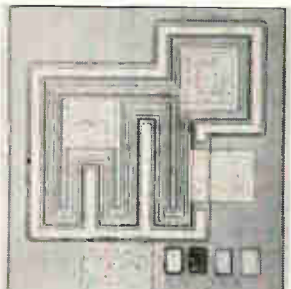
Silicon 3-phase bridge rectifiers Alpac-3 are aluminum-cased for max. thermal conductivity, simple and compact installation. Universal terminals provide 3 ways for electrical connection: fast disconnect, wire wrap-around, and hole wire insert for soldering. Piv ranges are 50 to 600 v; average output, 25 amps. Semtech Corp., 652 Mitchell Rd., Newbury Park, Calif. 91320. [439]



Germanium transistors series MM-5000-5002, fabricated utilizing the SME (selective metal etch) process, are for sensitive, front end r-f circuits. They have a noise figure of 1.6 db maximum at an operating frequency of 200 Mhz. The TO-72-packaged units also furnish up to 24 db minimum power gain at 200 Mhz. Motorola Semiconductor Products Inc., Phoenix, Ariz. 85001. [440]



A stud-mounted zener diode provides a 10-w continuous rating and a 350-w surge rating in a package about the size of a conventional 1-w zener. It uses the same basic void-free, glass-sealed, metallurgically-bonded structure as all the company's diodes, but a larger junction area. Price is \$4.50 (1,000 and up). Unitrode Corp., 580 Pleasant St., Watertown, Mass. 02172. [441]



Dual gate MTOS (metal-thick-oxide-semiconductor) FET type MEM 554 is useful for r-f amplifier, mixer and i-f applications. Transconductance is 12,000 μ mhos; input capacitance, 5 pf; reverse transfer capacitance, 0.02 pf. Power gain and noise figure at 200 Mhz are 18 db and 3.5 db respectively. General Instrument Corp., 600 W. John St., Hicksville, N.Y. 11802. [442]



Silicon Darlington transistors 2N-2723 -4 and -5 consist of 2 transistor chips mounted in either a 3- or 4-lead TO-12 package. Single devices offer base-to-emitter voltage controlled within 0.2 v; collector-to-base breakdown voltage, greater than 85 v; and emitter breakdown voltage, greater than 12 v. Hughes Semiconductors, 500 Superior Ave., Newport Beach, Calif. 92660. [443]

New semiconductors

Fast-moving triacs break into midfield

25-amp devices are specifically designed for medium-power-range proportional control


The only two-for-one deal in the power control field is the triac: it replaces two silicon controlled rectifiers in a-c applications. Designers of low- and high-power systems have been able to take advantage of these devices, but those interested in medium-power systems

—15 to 25 amperes—have been out of luck.

First to bridge this gap are Texas Instruments' 2N5273, 2N5274, and 2N5275 triacs. These units, capable of conducting 25 amperes, have ratings of 200, 400, and 600 volts respectively. The π devices pro-



Middleman. Rated at 25 amps, triac fills the gap between low- and high-power solid state a-c controls.



A source you can depend on

Whether you need custom headers or off-the-shelf single-pin terminals, Atlas offers uncommon reliability. That's because we have extensive manufacturing equipment and in-house test facilities to make any header you design, and then test to your specifications or MIL specs.

Electron-beam welding . . . altitude, temperature and humidity cycling chambers . . . metallographic and cross-sectioning photography. In-house facilities such as these mean unmatched quality and reliability for you. Over 150 sizes and configurations of single-pin terminals in stock. Custom headers to your drawings. Send today for complete information. Or phone 215 666-0700.

ATLAS
CHEMICAL INDUSTRIES, INC.
Aerospace Components Division
Valley Forge, Pa. 19481

. . . cost reduction
is expected soon . . .

vide switching and phase control of a-c power up to 10 kilowatts in industrial applications, including light dimming, temperature regulation, and motor-speed control. These devices can also be used in solid state relays and contactors, and in solenoid valve operation.

With a typical voltage-rise rating of 300 volts per microsecond, the triacs provide a high degree of circuit protection against false turn-on before gate triggering. This turn-on can be especially troublesome when inductive loads are involved. The triacs are protected by a peak anode surge current rating of 400 amps.

Boom is on. Production of triacs today is comparable to that of scr's three years ago; their use in high-volume items is just emerging. According to William Heye, manager of tri's triac program, substantial cost reduction for triacs is expected in 1968. At present, the market is in the neighborhood of \$3 million a year, and by 1970 it is expected to soar to \$20 million. The reasons for the anticipated boom: triacs do a better job than scr's, and they do it at a lower cost.

Unlike scr control modules, which use three resistors, two scr's, a capacitor, a pulse transformer, and a complex trigger such as a unijunction transistor, a triac module needs only a resistor, a capacitor, a triac, and a simple trigger diode. Not only does this reduce cost, but it cuts down on the space requirements. This is particularly important for power tools, home appliances, air conditioners, and lighting controls. "Most of these devices have been untouched by electronics," says Heye.

Specifications

Current	25 amps rms
Voltage	200; 400; 600
Gate voltage	1.7 v peak
Gate current	150 ma
Holding current	100 ma
Surge current	400 amps peak
dv/dt	300 v/ μ sec
Temperature range	-40° to +125°C
Price (100-999)	\$5, \$10.20, or \$16 depending on voltage

Texas Instruments, Box 5012, Dallas. [444]



Reliability proved by a Monthly production output of 13,000,000!

The Mitsumi IFT is widely used in many fields such as AM or FM radios, black and white or color television sets and various types of communication equipment. A monthly production output of 13,000,000 . . . Mitsumi's untiring efforts for the promotion of reliability have borne fruit and the Mitsumi IFT has now become an international product used the world over.

Automatic winding machines that assure maximum stability

The Mitsumi IFT, famed for its originality, high quality and excellent performance, is made on digital type automatic winding machines of our own design, which, by inserting punch cards, can wind one IFT every 8 seconds. The use of strictly selected materials and perfect production control always guarantee stable performance.

The mechanical performance of the Mitsumi IFT is also stable with excellent shock resistance and smooth rotation torque. The Mitsumi IFT will give you full satisfaction in every respect.

Specification	Model	K7 E	K10-E	M20 B
FOR AM IFT	Frequency cover range	455 ± 20kc	455 ± 20kc	455 ± 20kc
	Tuning capacity (built-in)	180 ± 20 μ F	180 ± 20 μ F	150 ± 30 μ F
	Unloaded Q (Q _u)	70 ± 15%	70 ± 15%	80 ± 15%
	Frequency cover range	10.7 ± 0.3Mc	10.7 ± 3Mc	10.7 ± 3Mc
FOR FM IFT	Tuning capacity (built-in)	A.B.C - 50 ± 5 μ F D - 30 ± 3 μ F E - 50 ± 5 μ F	A.B.C - 50 ± 5 μ F D - 30 ± 3 μ F E - 50 ± 5 μ F	A.B.C - 50 μ F D - 30 ± 3 μ F F - 50 ± 5 μ F
	Unloaded Q (Q _u)	A.B.C - 70 or more D.E - 60 or more	A.B.C - 90 or more D.E - 70 or more	60 or more



MITSUMI

MITSUMI ELECTRIC CO., LTD.
1056 Koadachi, Komae-machi, Tokyo 415-6211
302, Cheong Hing Bldg, 72, Nathan Road, Kowloon, Hong Kong 666-925
Marienstrasse 12, Düsseldorf, W. Germany
MITSUMI ELECTRONICS CORPORATION
11 Broadway, New York 4, N. Y. 10004 HA5-3085
333 N. Michigan Avenue, Chicago, Ill. 60601 263-6007

Meet our newest V.I.P.*



model CS-32A

A V.I.P.* to us of course and also to users of electronic desk calculators all over the world who are anxious to become acquainted with our newest model—CS-32A. This one, with 22 ICs, does more, much more, using less parts, in half the space previously needed (only 14.5 lbs. light).

Unsurpassed stable performance at lower operation cost; milli-second noiseless functions; trouble-free operation and ease in maintenance—vip features of the V.I.P.* by Sharp.

The CS-32A is for V.I.P.s who need their time to think and choose to leave the calculating to our V.I.P.*

16 digits 8 decimal places 2 memory registers Error preventers
 Rounding off device Ultra-modern design

*Very Important Product


 **SHARP**

HAYAKAWA ELECTRIC CO., LTD. Osaka, Japan

U. S. Subsidiary: SHARP ELECTRONICS CORP. 178 Commerce Road Carlstadt, New Jersey

Circle 172 on reader service card

NEW, high visibility alphanumeric readout



The 16-segment bar configuration of this new Tung-Sol readout, provides a potential of 65000 letter/symbol displays. This unit offers the same high visibility, clarity and sharp angle viewing that characterizes the Tung-Sol digital readout.



In addition to full alphanumeric display, fixed letter/symbol messages may be displayed in selected digit areas.

This new readout is compatible with the standard Tung-Sol digital unit. Use of the same lamp banks, voltages and mounting techniques, permits intermixing the readout blocks.

Write for detailed technical information. Tung-Sol Division, Wagner Electric Corporation, One Summer Ave., Newark, N.J. 07104.

TUNG-SOL®

ALPHANUMERIC READOUT

© REG. T.M., WAGNER ELECTRIC CORPORATION

Circle 127 on reader service card

127

If it's so great, how come it's so cheap?

It's only \$5,000 because you said that's what it ought to cost. Our market research boys told us there was a tremendous need for an IC tester specifically designed for QC, QA, reliability testing, and everyday engineering evaluation. They also told us we could sell four times as many at \$5,000 as we could at \$7,500.

So we gave our design department a list of functions, a \$5,000 pricetag, and locked the door. Here's what came out: A \$5,000 IC tester that:

- Performs both pulse and dc parameter tests as well as functional tests without external equipment.
- Has a measurement accuracy of 1% (0.1% with an optional digital readout DMM.)
- Can be operated by a bright girl with half-a-day's training.
- Programs with thumbwheels in less than 60 seconds for most IC's.
- Has power supply accuracy of 0.1% \pm 1mv. (All supplies have adjustable current or voltage limiting and will both source or sink current.)

- Has Kelvin connections to the device under test.
- Has self powered, line-isolated modules.
- Has a complete line of device adaptors available.

How were we able to deliver so much machine per dollar? It was a snap. All we did was make every damn penny do a dime's work. We did it by committing to an annual agreement wherever there was a price advantage.

We did it by cutting out the fat. If a function was non-essential, it went. (This is one ungilded lily.)

We did it with painstaking project engineering. For example, the loads module: We could have made 1% capacitive loads. But it would have cost three times as much, and no one knows what to do with capacitive accuracy of better than 5% anyhow. Another example: the thumb-wheel switches. We found a great one, but discovered the price included \$2 each for a pair of stainless-steel screws. We bought them knocked-down,

assembled them ourselves and used 6¢ screws instead.

Or the pulse generator. Ours is equivalent to two single-channel output units like the ones that Datapulse sells for \$775. They're great, but by sacrificing separate control and adjustment (which isn't necessary in our tester anyway) and the fancy case cut the price in half.

We found a terrific \$15 digital switch. But we didn't use it. We built one without superfluous extras for a buck and a half apiece.


We're handling the AC-switching with 32 controlled planar devices. This saves 192 reed relays, that is to say, greenbacks.

One thing we did was hardest of all. We cut the profit margin. We're honest-to-gosh taking only $\frac{3}{4}$ the typical profit.

One more thing. The 990 turns out to cost \$4,950 instead of \$5,000. Use the extra \$50 to take the little woman out to a show and dinner.


Write for complete technical data, or if you're in a hurry, call us collect.

Redcor's 990 IC tester



Redcor Corporation/7800 Deering Avenue/Canoga Park, California/(213) 348-5892/TWX 910-494-1228

New Instruments Review



Electrostatic millivoltmeter model 147 Isoprobe features a small remote probe permitting stable, noncontacting d-c potential measurement in the 0.001-to 10-v range. A feedback-driven probe-technique acting as a voltage follower and special circuitry provide accuracy of 0.1% with drift less than 5 mv/day. Monroe Electronics Inc., 5 Vernon St., Middleport, N. Y. 14105. [361]



R-f random noise generator NS-LB covers the frequency range from 100 hz to 500 Mhz. It provides accurate noise figure measurements for receivers, amplifiers and radiometers. It features an output servo stabilized to better than 0.05 db and resetability within 0.05 db from 90 to 130 v a-c. Aerospace Research Inc., 130 Lincoln St., Boston, Mass. 02135. [362]



Universal counter-timer 6034 is a 10-Mhz unit with an over-all panel height of 1 3/4 in. Standard readout is 6 digits with automatic decimal point and units annunciator, all with display storage control. Stability of the internal oscillator is better than 3 parts in 10⁷ per week. Price is \$1,650; availability, 30 days. Systron-Donner Corp., 888 Galindo St., Concord, Calif. 94520. [363]





Chart recorder series 2750 occupy 3 3/4 x 3 3/4 in. of panel space. Besides recording, they provide continuous edgewise meter indication. The taut band movements result in $\pm 1.5\%$ recording and indicating accuracy. Each unit will record for over 32 days at 20 mm/hr without changing paper. Prices start at \$140. Simpson Electric Co., 5200 W. Kinzie St., Chicago 60644. [364]




Temperature-characteristic analyzer TCA-1070 measures temperature coefficients of frequency and effective resistance of quartz crystals. It is furnished with an accessory crystal chamber and is designed to test crystals operating between 50 khz and 100 Mhz, in accordance with MIL-C-3098. Price is \$1,490. Winslow Teletronics Inc., 1005 First Ave., Asbury Park, N. J. 07712. [365]



Direct-writing recorder Mark 260 offers six 40-mm analog recording channels, 4 event-marker channels, a 1-sec timer, and servo-controlled accuracy of 99.5%. Built-in solid state amplifiers provide usable measurement range from 1 mv to 500 v. The unit makes traces in 2 colors. Price is \$4,500. Brush Instruments Div., Clevite Corp., 37th & Perkins, Cleveland, Ohio, 44114. [366]



Portable signal conditioner model NY1200 will accept data from a variety of transducers, condition and/or analyze it, and provide an analog output for data recording systems. The unit consists of an input power supply, a bridge excitation source, and a series of plug-in wideband, differential amplifiers. Nytron Inc., 795 San Antonio Road, Palo Alto, Calif., 94304. [367]



Electrometer model 602 features zero-drift of less than 1 mv per day. It performs as a voltmeter, with 50-mv resolution; an ammeter, with $\pm 3 \times 10^{-16}$ amp resolution; an ohmmeter, with 1-ohm resolution; a coulombmeter, with 10⁻¹⁴ coulomb resolution; and as a d-c amplifier. Price is \$675. Keithley Instruments Inc., 28775 Aurora Rd., Cleveland, Ohio 44139. [368]

New instruments

Turning a deaf ear to clutter

Data programing amplifier for ocean-depth measurements turns on recorder for meaningful signals only

Submarine-hunting ships and oil-hunting geologists may find their echo-ranging tasks eased by a new data programing amplifier developed for studies of the ocean floor.

Alpine Geophysical Associates Inc.'s model 485 was designed as a result of its engineers' experi-

ence in oceanographic work. "We wanted an automatic ranging system that would operate only when meaningful information was being received," says George Lehsten, Alpine's chief engineer. The model 485 prevents from being recorded pulses below the amplitude level of



Sampler. Data amplifier locks onto strong signals, ignores noise.

the bottom echo. This reduces clutter from weak signals reflected from schools of fish and other unwanted targets.

Echo ranging at sea is usually done with a programer, transceiver

Vector

Vector systems help you CUT BREADBOARDING TIME

Choose the type that meets your needs

1. Circuit set-up kits and parts with solderless transistor and tube sockets, and new solderless T-32 U-clips.
2. Same as above but with solderable push-in terminals.
3. Handsome new extruded aluminum rails that make into expandable circuit cases or chassis in virtually any size and shape. Hardware for mounting in plug-in racks or chassis.
4. Pre-punched Copper Clad Plugboards for do-it-yourself, etched circuit cards.

May we send you complete information including sample Vectorbord and terminals? There is no obligation.

and recorder. The programmer turns on the receiver only when desired signals are being reflected, but the operator must have a general idea when to expect these returns. He manually sets the gating times.

If approximate depth—and therefore time of returns—is known, this technique is satisfactory. But if there are sudden changes in the depth, the receiver may be off when desired signals are reflected.

The Alpine programmer continuously samples the return signals and locks onto the strong return from the ocean bottom. Thus it automatically follows the ocean floor. It also prevents recording the wrong information from other strong signals. However, any signal stronger than the bottom return will get through.

Pulse divided. Model 485 is made of six subassemblies: decade counter, process amplifier and receiver gate selector, signal amplifier, keying amplifier, power supply, and test oscillator.


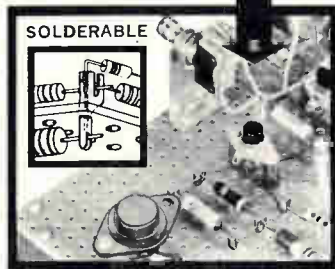
Time scaling is done with the decade counter, a collection of two-to-one binary dividers. These dividers expand the basic input pulse period by a specific number.

The process amplifier and receiver gate selector divide this new period into an equal number of receiver gate segments. Basically, the circuit consists of a series of 10 position counters, each controlled by its own independent gate toggle switch. The processing amplifier samples its input signal and determines which individual segment has the desired information. This enables the gate selector to select the required interval of the original transmit pulse ratio by operating a toggle switch. Therefore, only that time segment containing useful information is recorded.

The signal amplifier accepts the input information in continuous format and gates this information to the recorder according to the settings of the receiver gate switches. Signals in excess of 10 volts can be accommodated, enabling almost any recorder to operate with the programmer.

The test oscillator enables the person studying the records to see the programming sequence used, when started, and when terminated.

Alpine Geophysical Associates Inc., Oak St., Norwood, N.J. 07648 [369]



4 WAYS

VECTOR ELECTRONIC CO., INC.
1100 Flower Street, Glendale, Calif. 91201 • 245-8971

Circle 173 on reader service card

This announcement is neither an offer to sell nor a solicitation of an offer to buy any of these securities. The offer is made only by the Prospectus.

NEW ISSUE

December 4, 1967

\$50,000,000

General Instrument Corporation

5% Convertible Subordinated Debentures due October 1, 1992

Convertible into Common Stock at \$67 per share.

Price 100%

(plus accrued interest from December 12, 1967)

Copies of the Prospectus may be obtained in any State from only such of the undersigned and the other several underwriters as may lawfully offer the securities in such State.

LOEB, RHOADES & Co.

KUHN, LOEB & Co. BLYTH & Co., Inc. EASTMAN DILLON, UNION SECURITIES & Co.
GLORE FORGAN, Wm. R. STAATS INC. GOLDMAN, SACHS & Co. HALSEY, STUART & Co. INC.
HORNBLOWER & WEEKS-HEMPHILL, NOYES KIDDER, PEABODY & Co. LAZARD FRÈRES & Co.
LEHMAN BROTHERS PAINE, WEBBER, JACKSON & CURTIS SALOMON BROTHERS & HUTZLER
SMITH, BARNEY & Co. STONE & WEBSTER SECURITIES CORPORATION WERTHEIM & Co.
WHITE, WELD & Co. DEAN WITTER & Co. BEAR, STEARNS & Co. PARIBAS CORPORATION

New instruments

Filter out back purifies signal

Amplifier separates noise from signal information and provides 160-db gain

It's what's up front that counts, says the cigarette advertisement—calling attention to the tobacco, not the filter. But for Teltronics Inc.'s newest amplifier, the slogan could be turned around: it's what's out back that counts, meaning the filter.

Called the model 300-A, the unit can separate a received signal obscured by as much as 56 decibels of background noise. This separation is achieved by a lock-in, coherent amplifier stage.

A plug-in preamplifier picks up the signal and, depending on whether it's a high- or low-input source, converts it to a waveform that can be accepted by the unit's Q filter. This filter eliminates some of the background noise. But if the noise is still too high, the coherent amplifier filters it out even further.

In the coherent amplifier, the modulation of the signal is switched by a reference-channel signal to a d-c output meter. The reference signal is provided by either a built-in chopper or an external source.

Signals from 1.5 hertz to 200 kilohertz, and varying from 100 nanovolts to 100 millivolts can be processed by the amplifier. The minimum output bandwidth of the unit is 0.0025 hz, and it has an available gain of 160 db. The Q filter is variable from a broadband setting of 0 to a high selectivity value of 25.

The unit's price is about \$1,900.


Teltronics Inc., Box 466, Nashua, N.H. 03060 [370]



Clean. Amplifier separates signals from background noise.

STEREO

THE ADDED DIMENSION OF DYNAZOOM® METALLOGRAPHS



NEW TRANSMITTED LIGHT ACCESSORY



Bausch & Lomb has added a new dimension to metallurgy. You get all the advantages of the Dynazoom II Bench Metallograph plus *full-range stereo viewing*. Simply flip a lever and you can differentiate between inclusions and holes, scan a surface for fractures or study various surface levels caused by polishing and etching. Avail-

able as a complete stereo model or convert existing Dynazoom Metallographs by adding the zoom-stereo body. Send for Brochure 42-2211. Also available, the free booklet, "High Power Stereo" by Harold E. Rosenberger, No. S-513.

Transmitted light available on all models

For the study of transparent and translucent specimens on your Dynazoom Metallograph, there is now a Transmitted Light Accessory. Adapts readily to all models, including stereo. Can even be used with high N.A. 75× oil immersion objectives. Plastics, glass, thin films, evaporated coatings, oils and other liquid specimens can be examined. Send for our Brochure 42-2212.

Ask for a no-obligation demonstration of this equipment. Write Bausch & Lomb, 62348 Bausch Street, Rochester, New York 14602.

BAUSCH & LOMB

Circle 131 on reader service card

Will the right Celanese Nylon please stand up!



Now, there's a right Celanese Nylon 6/6 molding or extrusion compound for just about any product application. Introducing, from left to right: Celanese Nylon 1000, a general purpose automotive and industrial molding resin. 1003, a heat stabilized form of 1000. 1200, a high viscosity extrusion resin for tubing, rod, film, etc. 1500 and 1503, glass reinforced compounds of low creep, high stiffness and high heat resistance. And Celanese Nylon 1000, 1003, 1503 are available in black resin.

All of these Celanese Nylons are fully competitive in meeting established specifications for physical, electrical, chemical, molding and extrusion properties.

This means that you now have a new, dependable, volume source for a complete line of 6/6 nylon. And isn't that welcome!


Celanese Nylon is available right now. With more to come. Like more resins. More advanced nylon technology. More molding and marketing assistance.

Send for the complete facts about Celanese Nylon. To: Celanese Plastics Company, Dept. 233-J, P.O. Box 629, Linden, New Jersey 07036.
Celanese®



Celanese Plastics Company is a division of Celanese Corporation.
Canadian Affiliate: Canadian Chemical Company, a division of Chemcell (1963), Limited.
Export Sales: Amcel Co., Inc., and Pan Amcel Co., Inc., 522 Fifth Ave., New York 10036.

New Subassemblies Review




Delay module Delttime 190A/RZ-9 is fully compatible with DTL and TTL circuitry. Maximum delay is 1 msec at a prf of 1 Mhz. Delay drift is 0.15 μ sec. Power requirements are +10 v d-c \pm 10%, 56 ma; -10 v d-c \pm 10% at 20 ma; +5 v d-c \pm 10% at 35 ma. Operating temperature range is 0° to 50° C maximum. Sealectro Corp., 225 Hoyt St., Mamaroneck, N.Y. 10543. [381]



Low profile plug-in ladder networks series L14L10Q feature accuracies of better than $\frac{1}{2}$ the least significant bit over all temperature conditions. They use wirewound film and hybrid circuit components to achieve up to 14 bits in a compact package. Response time is better than 1 μ sec and approaches 100 nsec. General Resistance Inc., 430 Southern Blvd., Bronx, N.Y. 10455. [382]



Digigraf CP-1000 digitizes graphic data and records it on computer-ready tape. The data is carried on a table top that moves horizontally parallel to the x-axis. Digitization is by use of a laterally fixed, vertical-motion, light-beam curve follower. The operator can convert charts at varying speeds. Keltec Industries, Div. of Aiken Industries Inc., Alexandria, Va. 22314. [383]



Low level multiplexer SSM-204 samples 88 channels of analog data. It offers a continuously adjustable system gain in ranges from 10 to 1,000 with a minimum discernible signal of 1 μ v. Channel-to-channel offset scatter is \pm 30 μ v over a 0° to +50° C temperature range. Crosstalk is less than 0.01%. WEMS Inc., 4650 W. Rosecrans Ave., Hawthorne, Calif. 90252. [384]



An analog-to-digital converter weighing 3 oz can be used without buffering since it has a 100-megohm input impedance. It accepts analog inputs from 0 to +5 v and provides 8 parallel binary outputs. Encoding is accomplished in less than 65 μ sec with 0.03% linearity and 0.1% stability from -20° to +85°C. Avco Corp., 2630 Glendale-Milford Rd., Cincinnati, Ohio 45241. [385]



Synchro/d-c converter 406 accepts output from a 3-wire ungrounded stator and produces a d-c voltage proportional to the rotor shaft angle from 0 to 360°. It features an accuracy as low as \pm 3 minutes of arc and a unit size of 2 x 3 x 4 in. D-c output voltages of 0 to +5 v, or 0 to +10 v are available. Natel Engineering Co., 7129 Gerald Ave., Van Nuys, Calif. 91406. [386]



Quadrature hybrid JH-6 covers the entire 2- to 32-Mhz band, and measures 2.3 x 1.5 x 0.8 in. (excluding connectors). A signal fed into it divides equally within 0.5 db between the unit's two output ports. Outputs exhibit a 90° \pm 3° relationship over the band. Insertion loss is less than 0.8 db. A/R-Anzac Electronics Co., 121 Water St., South Norwalk, Conn. 06854. [387]



Amplifier M5000L offers linear amplification of low-level signals from 10 khz to 220 Mhz with no tuning or bandswitching. It consists of distributed amplifier modules cascaded to give more than 30-db power gain across the 15-octave portion of the spectrum from high audio to low microwave frequencies. Instruments for Industry Inc., 151 Toledo St., Farmingdale, N.Y. 11735. [388]

New subassemblies

Pick your voltage—fast

Programable power supply switches values with only slight increase in ripple

In the era of automated testing of integrated circuits, the low-volume user must either acquire expensive equipment or put together his own conglomeration of power supplies and voltmeters, and suffer with slow speed.

A third choice is offered by the

Sorensen Operation of the Raytheon Co. in the form of a high-speed programable power supply designated the QRD. With some additional switching circuitry and a digital voltmeter, the QRD gives an IC user a complete test station for a modest sum. Testing of IC's



Versatile. Programable power supply operates in standard or high-speed modes with low ripple.

Nothing Can Test the 709 Linear IC Automatically

(except the 553)


Make us prove it! Call Test Systems collect in Houston at 713-227-3611 for information on the 553 Dynamic Test System. Or write TI, P.O. Box 66027, Houston, Texas 77006.




TEXAS INSTRUMENTS
INCORPORATED

329

New Subassemblies Review




Delay module Delttime 190A/RZ-9 is fully compatible with DTL and TTL circuitry. Maximum delay is 1 msec at a prf of 1 Mhz. Delay drift is 0.15 μ sec. Power requirements are ± 10 v d-c $\pm 10\%$, 56 ma; -10 v d-c $\pm 10\%$ at 20 ma; ± 5 v d-c $\pm 10\%$ at 35 ma. Operating temperature range is 0° to 50° C maximum. Sealectro Corp., 225 Hoyt St., Mamaroneck, N.Y. 10543. [381]



Low profile plug-in ladder networks series L14L10Q feature accuracies of better than $\frac{1}{2}$ the least significant bit over all temperature conditions. They use wirewound film and hybrid circuit components to achieve up to 14 bits in a compact package. Response time is better than 1 μ sec and approaches 100 nsec. General Resistance Inc., 430 Southern Blvd., Bronx, N.Y. 10455. [382]



Digigraf CP-1000 digitizes graphic data and records it on computer-ready tape. The data is carried on a table top that moves horizontally parallel to the x-axis. Digitization is by use of a laterally fixed, vertical-motion, light-beam curve follower. The operator can convert charts at varying speeds. Keltec Industries, Div. of Aiken Industries Inc., Alexandria, Va. 22314. [383]



Low level multiplexer SSM-204 samples 88 channels of analog data. It offers a continuously adjustable system gain in ranges from 10 to 1,000 with a minimum discernible signal of 1 μ v. Channel-to-channel offset scatter is ± 30 μ v over a 0° to $+50^\circ$ C temperature range. Crosstalk is less than 0.01%. WEMS Inc., 4650 W. Rosecrans Ave., Hawthorne, Calif. 90252. [384]



An analog-to-digital converter weighing 3 oz can be used without buffering since it has a 100-megohm input impedance. It accepts analog inputs from 0 to ± 5 v and provides 8 parallel binary outputs. Encoding is accomplished in less than 65 μ sec with 0.03% linearity and 0.1% stability from -20° to $+85^\circ$ C. Avco Corp., 2630 Glendale-Milford Rd., Cincinnati, Ohio 45241. [385]



Synchro/d-c converter 406 accepts output from a 3-wire ungrounded stator and produces a d-c voltage proportional to the rotor shaft angle from 0 to 360° . It features an accuracy as low as ± 3 minutes of arc and a unit size of $2 \times 3 \times 4$ in. D-c output voltages of 0 to ± 5 v, or 0 to ± 10 v are available. Natel Engineering Co., 7129 Gerald Ave., Van Nuys, Calif. 91406. [386]



Quadrature hybrid JH-6 covers the entire 2- to 32-Mhz band, and measures $2.3 \times 1.5 \times 0.8$ in. (excluding connectors). A signal fed into it divides equally within 0.5 db between the unit's two output ports. Outputs exhibit a $90^\circ \pm 3^\circ$ relationship over the band. Insertion loss is less than 0.8 db. A/R-Anzac Electronics Co., 121 Water St., South Norwalk, Conn. 06854. [387]



Amplifier M5000L offers linear amplification of low-level signals from 10 khz to 220 Mhz with no tuning or bandswitching. It consists of distributed amplifier modules cascaded to give more than 30-db power gain across the 15-octave portion of the spectrum from high audio to low microwave frequencies. Instruments for Industry Inc., 151 Toledo St., Farmingdale, N.Y. 11735. [388]

New subassemblies

Pick your voltage—fast

Programable power supply switches values with only slight increase in ripple

In the era of automated testing of integrated circuits, the low-volume user must either acquire expensive equipment or put together his own conglomeration of power supplies and voltmeters, and suffer with slow speed.

A third choice is offered by the

Sorensen Operation of the Raytheon Co. in the form of a high-speed programable power supply designated the QRD. With some additional switching circuitry and a digital voltmeter, the QRD gives an IC user a complete test station for a modest sum. Testing of IC's




Versatile. Programable power supply operates in standard or high-speed modes with low ripple.

Nothing Can Test the 709 Linear IC Automatically

(except the 553)

Make us prove it! Call Test Systems collect in Houston at 713-227-3611 for information on the 553 Dynamic Test System. Or write TI, P.O. Box 66027, Houston, Texas 77006.




TEXAS INSTRUMENTS
INCORPORATED

New Subassemblies Review




Delay module Deltime 190A/RZ-9 is fully compatible with DTL and TTL circuitry. Maximum delay is 1 msec at a prf of 1 Mhz. Delay drift is 0.15 μ sec. Power requirements are +10 v d-c $\pm 10\%$, 56 ma; -10 v d-c $\pm 10\%$ at 20 ma; +5 v d-c $\pm 10\%$ at 35 ma. Operating temperature range is 0° to 50° C maximum. Sealectro Corp., 225 Hoyt St., Mamaroneck, N.Y. 10543. [381]



Low profile plug-in ladder networks series L14L10Q feature accuracies of better than $\frac{1}{2}$ the least significant bit over all temperature conditions. They use wirewound film and hybrid circuit components to achieve up to 14 bits in a compact package. Response time is better than 1 μ sec and approaches 100 nsec. General Resistance Inc., 430 Southern Blvd., Bronx, N.Y. 10455. [382]



Digigraf CP-1000 digitizes graphic data and records it on computer-ready tape. The data is carried on a table top that moves horizontally parallel to the x-axis. Digitization is by use of a laterally fixed, vertical-motion, light-beam curve follower. The operator can convert charts at varying speeds. Keltec Industries, Div. of Alken Industries Inc., Alexandria, Va. 22314. [383]



Low level multiplexer SSM-204 samples 88 channels of analog data. It offers a continuously adjustable system gain in ranges from 10 to 1,000 with a minimum discernible signal of 1 μ v. Channel-to-channel offset scatter is $\pm 30 \mu$ v over a 0° to +50° C temperature range. Crosstalk is less than 0.01%. WEMS Inc., 4650 W. Rosecrans Ave., Hawthorne, Calif. 90252. [384]



An analog-to-digital converter weighing 3 oz can be used without buffering since it has a 100-megohm input impedance. It accepts analog inputs from 0 to +5 v and provides 8 parallel binary outputs. Encoding is accomplished in less than 65 μ sec with 0.03% linearity and 0.1% stability from -20° to +85°C. Avco Corp., 2630 Glendale-Milford Rd., Cincinnati, Ohio 45241. [385]



Synchro/d-c converter 406 accepts output from a 3-wire ungrounded stator and produces a d-c voltage proportional to the rotor shaft angle from 0 to 360°. It features an accuracy as low as ± 3 minutes of arc and a unit size of 2 x 3 x 4 in. D-c output voltages of 0 to +5 v, or 0 to +10 v are available. Natel Engineering Co., 7129 Gerald Ave., Van Nuys, Calif. 91406. [386]



Quadrature hybrid JH-6 covers the entire 2- to 32-Mhz band, and measures 2.3 x 1.5 x 0.8 in. (excluding connectors). A signal fed into it divides equally within 0.5 db between the unit's two output ports. Outputs exhibit a 90° $\pm 3^\circ$ relationship over the band. Insertion loss is less than 0.8 db. A/R-Anzac Electronics Co., 121 Water St., South Norwalk, Conn. 06854. [387]



Amplifier M5000L offers linear amplification of low-level signals from 10 khz to 220 Mhz with no tuning or bandswitching. It consists of distributed amplifier modules cascaded to give more than 30-db power gain across the 15-octave portion of the spectrum from high audio to low microwave frequencies. Instruments for Industry Inc., 151 Toledo St., Farmingdale, N.Y. 11735. [388]

New subassemblies

Pick your voltage—fast

Programable power supply switches values with only slight increase in ripple

In the era of automated testing of integrated circuits, the low-volume user must either acquire expensive equipment or put together his own conglomeration of power supplies and voltmeters, and suffer with slow speed.

A third choice is offered by the

Sorensen Operation of the Raytheon Co. in the form of a high-speed programable power supply designated the QRD. With some additional switching circuitry and a digital voltmeter, the QRD gives an IC user a complete test station for a modest sum. Testing of IC's



Versatile. Programable power supply operates in standard or high-speed modes with low ripple.

PROGRESS IN AN EXPLODING TECHNOLOGY
 PROGRESS IN AN EXPLODING TECHNOLOGY
 PROGRESS IN AN EXPLODING TECHNOLOGY
 PROGRESS IN AN EXPLODING TECHNOLOGY
 PROGRESS IN AN EXPLODING TECHNOLOGY
 PROGRESS IN AN EXPLODING TECHNOLOGY

EXHIBITS
 NEW YORK COLISEUM

TECHNICAL SESSIONS
 NEW YORK HILTON

Monday through Thursday

- 48 GENERAL SESSIONS at the New York Hilton. Hours: 10:00-12:30; 2:00-4:30.
- FOUR FLOORS OF EXHIBITS at the N. Y. Coliseum including over 750 firms. Hours: 10 a.m.-8 p.m. 4 Days.
- GALA ANNUAL BANQUET—Wednesday 7:15 p.m. N. Y. Hilton Grand Ballroom—\$16.00.
- FREE SHUTTLE BUSES between the Hilton and the Coliseum—every few minutes.

- REGISTRATION—Good all days—General Sessions and exhibits. In and out privileges.—IEEE Members \$3.00. Non-members \$6.00. Ladies \$1.00. High School Students \$3.00 if accompanied by an adult—One student per adult; Thursday only—limit of 3 students per adult.
- REG-IDENT CARD speeds request for exhibitors' literature. Ask for one when registering.
- ESCALATORS/EXPRESS ELEVATORS to the Fourth Floor.


 **IEEE Exhibition MARCH 18-21, 1968**

Circle 174 on reader service card

ECONOMICAL Thin Film!

Resistor-Module and Discrete Resistor Plate-ohm have been developed by SUSUMU's unique thin-film techniques. The ideal resistor for your purposes!

HIGH RELIABILITY and LOW NOISE CHARACTERISTICS from SUSUMU's evaporation techniques.
 LESS EXPENSIVE as carbon resistor due to SUSUMU's fine engineering.
 ADVANTAGEOUS for your printed circuit wiring, with high-density assembling.
 EXCELLENT T.C.R.: applicable in range of $-100 \text{ ppm}/^{\circ}\text{C} \sim +100 \text{ ppm}/^{\circ}\text{C}$.




Specialists in Vacuum Evaporation:

SUSUMU INDUSTRIAL CO., LTD.

HEAD OFFICE AND EXPORT DEPT.
 6 Shonouchi, Chudaji, Shimogyo-ku, Kyoto, Japan
 Phone: Kyoto 075 (311) 4459 Cable address: SUSUMU KYOTO
 FACTORIES: KYOTO, NAGASHINO
 TELEX NO. 5422-359

High Reliability Instruments

meguro



MAK-659

Dist. meter

— for AUDIO LABS and PRODUCTION —

MEASUREMENT RANGES

■ Distortion
 Range: 0.1 to 30%, 5 steps; frequency: 20Hz-200kHz; input impedance: 600, 10k, 20k ohms; automatic control range: 40dBm or 100X in voltage; fundamental suppression: over 60dB.

■ Level
 Range: -70 to +40dBm, 600 ohms, and -70 to +20dB (0.3mV-10V), 10k and 20k ohms; frequency: 20Hz to 600kHz.

■ S/N (signal/noise)

Range	Input
0 to 70dB	-22 to 0dBm
0 to 90dB	0 to +38dBm

frequency: 20Hz to 60kHz.

© Catalog sheet on request



MEGURO DENPA SOKKI K.K.

(Meguro Electronic Instrument Co., Ltd.)
 No. 5, 1-2-chome, Chuo-cho, Meguro-ku, Tokyo, Japan
 TEL: 711-7191-7 Cable: MEGURODENPA TOKYO

... low ripple without capacitors ...

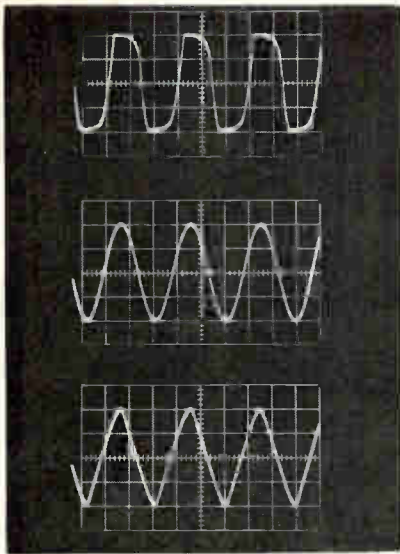
is only one major application of the unit.

Conventional d-c regulated power supplies are limited in their switching speed by the output capacitor and the capacitor in the sensing network. The large output capacitor serves as the main stabilizing component of the supply. When changing from a high voltage to a lower value, the output voltage can't fall faster than the capacitor can discharge, even though the regulator cuts off. So the programing speed is limited to about 1 volt per millisecond. The sensing capacitor functions in an exponential decay, also limiting the output response.

At a price. If the capacitors are eliminated, undesirable effects are introduced. Eliminating the output capacitor decreases the stability because it removes the dominant lag of the system. It also results in the loss of a good low-pass filter across the load terminals, causing more noise to be supplied to the load. Removal of the sensing capacitor makes the unit more susceptible to pickup at the feedback loop input stage. The over-all result is a more sensitive system having greater output ripple and poorer transient response, which leads to poorer regulation.

In the Sorensen QRD series two modes of operation are available. The unit operates as a regular d-c power supply or, by removing a rear terminal link and thus disconnecting the capacitors, high speed operation on the order of 25 microseconds is achieved. Because of improved circuit design and a steady rolloff of about 6 decibels per octave, there is only a slight degradation of ripple and transient response. The company says the high speed ripple is equal to or less than that in most supplies operating in one normal mode, when the measurements are made under worst-case conditions.

Worst-case conditions occur when a low output voltage is measured across a low resistance load by a wideband voltmeter. Under these conditions, the QRD is rated at 150 microamps root-mean-square ripple for regular speed, and 300 μa for high speed operation—about ten



Response. Characteristics of power supply are indicated by square, sine, and triangular waves at 10 khz.

times better than regular units.

Either constant. Programing for either mode can be accomplished in two ways. At constant voltage the program constant is 100 ± 0.5 ohms, or 1 volt per volt. At constant current for a 1-amp supply, the constant is 1 kilohm per amp or 1 volt per amp. These programing constants are a trade-off between resolution and drift characteristics.

Programing time, defined as the time for the output to move between 10% and 90% of the maximum voltage range, depends on whether the programing is up or down. To go from zero to maximum voltage the time is $25 \mu\text{sec.}$, and to go from maximum to zero it is $10 \mu\text{sec.}$ This enables the supply to be used with relatively fast computers for automatic, sequential testing.

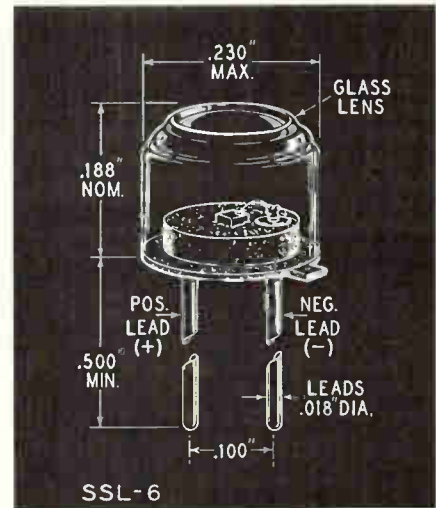
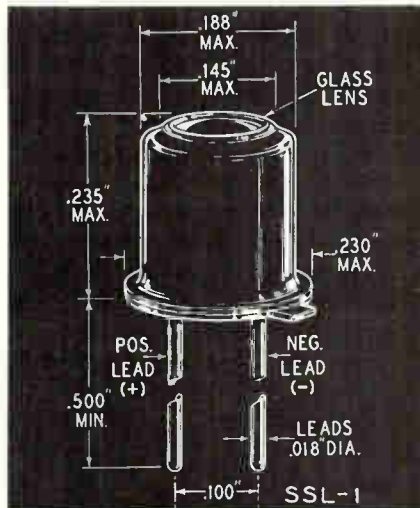
The power supply series consists of seven units ranging from 30 to 90 watts and from 15 to 60 volts.

Specifications

Model	QRD 30-1 (0-30 volts, 1 amp)
Mode	high speed
Current regulation	$\pm(0.01\% + 125\mu\text{a})$
Voltage regulation	$\pm 0.005\%$ or $\pm 0.75 \text{ mv}$
Ripple voltage	$300 \mu\text{v rms}$, 8 mv p-p
Ripple current	$300 \mu\text{a rms}$, 2 ma p-p
Transient response	$70 \mu\text{sec}$
Voltage drift	0.025%
Current drift	$0.1\% + 50 \mu\text{a}$
Voltage resolution	$0.01\% E_{\text{max}}$
Current resolution	$0.015\% I_{\text{max}}$
Programing	100 ohms per volt
Input power	105-125v, 47-440 hz
Price	\$178
Delivery	stock

Sorensen Operation, Raytheon Co., Richards Ave., Norwalk, Conn. [389]

THE GENERAL ELECTRIC SSL'S



Order your samples now of these new solid state lamps

SSL-1 and SSL-6 are 2-5 volt light sources that substitute a silicone carbide crystal for the conventional tungsten filament. They have scores of applications in computers, missiles, telephone equipment and aircraft.

Anywhere, in fact, that a tough tiny lamp is required.

The SSL-1, with its 60° viewing angle, is a perfect photocell driver. The all-glass cover on the SSL-6 gives it a 180° viewing angle, excellent for indicating jobs.

Both have a surface brightness of 40 footlamberts end on at 50 ma. Both turn on and off at 10,000 cycles per second. Both resist shock and vibration better than any filament lamp. And will last indefinitely with no loss of efficiency.

ORDER SAMPLES TODAY. New SSL lamps can help save space, improve performance, reduce maintenance costs in your products. Order samples now and find out how. They're \$9.50 each. Mail your check, money order or purchase order with the coupon below. Or see your regular GE lamp representative.

Need more information? Send for free technical bulletin #3-7041 (SSL-1) and #3-7235 (SSL-6).

Miniature Lamp Department

GENERAL ELECTRIC

TO: General Electric Company
Miniature Lamp Department
P. O. Box 2422, Nela Park, Cleveland, Ohio 44112
Attn: J. D. McMullin

E-12

Please send me _____ new GE SSL-1 lamp(s) at \$9.50 ea.
Please send me _____ new GE SSL-6 lamp(s) at \$9.50 ea.
Total enclosed \$ _____

Name _____

Company _____


Address _____

City _____ State _____ Zip _____

Nothing Can Test the 709 Linear IC Automatically

(except the 553)


Make us prove it! Call Test Systems collect in Houston at 713-227-3611 for information on the 553 Dynamic Test System. Or write TI, P.O. Box 66027, Houston, Texas 77006.




TEXAS INSTRUMENTS
INCORPORATED

529


New Industrial Electronics Review



Multipurpose industrial reset timer 3823 can be converted to a time delay relay or an interval timer. The solid state unit has time ranges from 1 sec to 5 minutes, accuracy of $\pm 2\%$, and a life of 10 million operations. Its spdt switches are rated at 10 amps. Recycle time is 30 msec; warm-up time, zero. Price is \$28. Conrac Corp., Cramer Div., Old Saybrook, Conn. 06475. [421]




Compact, 10-channel event recorder 2755 can operate for over a month without changing the chart paper. It uses $3\frac{3}{4} \times 3\frac{3}{4}$ in. of panel space. Built-in chart speeds are 20 and 120 mm/hr and other speeds can be added. Recording is inkless on non-fade pressure-sensitive paper that is 2.56 in. wide. Price is \$175. Simpson Electric Co., 5200 W. Kinzie St., Chicago, 60644. [422]



Solid state electronic tachometer type J incorporates a 250° switchboard panel mounting meter for monitoring the rpm of industrial equipment. Power and signal connections are made to a barrier strip mounted at the rear of the frequency/rpm measuring instrument. Accuracy of measurement is within 1.0%. Airpax Electronics Inc., P.O. Box 8488, Fort Lauderdale, Fla. 33310. [423]



Linear d-c servo amplifier model 4500 provides up to 40 amps peak to 24-v d-c motors and torques. Three summing inputs are provided to the amplifier, which has a total open-loop gain of more than 100 db. Frequency response is d-c to 2,000 hz. Ambient temperature range is 0 to 55°C. Price is \$2,350. Nuclear Research Instruments, 2800 7th St., Berkeley, Calif. 94710. [424]



Logic controllers HS-080 (shown) and HS-090 convert sine-waves or random d-c square-wave pulses into the correct excitation sequence for driving 2-, 3-, or 4-phase stepper or synchronous motors. Phase sequence is controlled by application of the input signal to the proper input gate. Harowe Servo Controls Inc., Westtown Rd. at West Chester Pike, West Chester, Pa. 19380. [425]



A servo strain gauge indicator is a self-contained unit requiring only signal input and electrical power for operation. Any strain gauge between 50 and 500 ohms can be used as an input. The indicator is in a 3-in.-diameter, flange-mounted case per MS33638 with zeroing knob on lower right hand corner. Gap Instrument Corp., 17 Brooklyn Ave., Westbury, N.Y. 11590. [426]



Motor-speed control Minatrol M-22 for series-wound a-c/d-c motors permits continuously variable full-wave control from 0 to 100% full speed. Built for motors drawing 2.2 amps or less, it has a regulation adjustment to maintain speed when increased loading tends to slow down the motor. Price is \$39. Minarik Electric Co., 224 E. 3rd St., Los Angeles 90013. [427]



Temperature recorder 155 needs no external amplification. A choice of ranges is available using appropriate thermocouple, either iron-constantan or chromel-alumel. Minimum span is 500°F or 300°C with 2% of full-scale accuracy. Size is $5\frac{5}{8} \times 3\frac{3}{8} \times 4\frac{1}{8}$ in. Price of \$135 includes appropriate probe. Rustrak Instrument Co., Municipal Airport, Manchester, N.H. 03103. [428]

New industrial electronics


Coffee, tea, or an empty cup?

Solid state sensor eliminates moving parts in controlling liquid vending machines

Did you get cheated out of a full cup the last time you got coffee from a vending machine? If you did, it was probably because the level sensor was not operating properly.

The most common types of sensor in vending machines are either

float valves or timers, and problems in either can lead to a bad cup of coffee or just a trickle of hot water. Sometimes float valves corrode and stick after long use, and timers work properly only when line pressure is constant. Offering a third choice, Martron Inc. has developed




Compact. Complete power supply and control equipment are encapsulated to prevent damage from corrosion.

a solid state sensor with a resolution of 0.0001 inch. It sells for \$20 each, or \$10 in quantity.

The sensor, which has no moving

GLASS ENCLOSED
AMPERITE
Thermostatic
DELAY RELAYS



Offer true hermetic sealing
—assure maximum stability and life!

Delays: 2 to 180 seconds . . . Actuated by a heater, they operate on A.C., D.C., or Pulsating Current . . . Being hermetically sealed, they are not affected by altitude, moisture, or climate changes . . . SPST only—normally open or normally closed . . . Compensated for ambient temperature changes from -55° to $+80^{\circ}$ C. . . Heaters consume approximately 2 W. and may be operated continuously . . . The units are rugged, explosion-proof, long-lived, and—inexpensive!

TYPES: Standard Radio Octal, and 9-Pin Miniature.
List Price, \$4.00

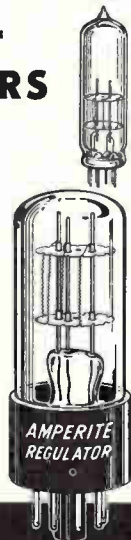
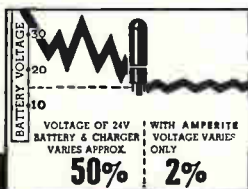
PROBLEM? Send for Bulletin No. TR-81

AMPERITE
BALLAST
REGULATORS

Hermetically sealed, they are not affected by changes in altitude, ambient temperature (-50° to $+70^{\circ}$ C.), or humidity . . . Rugged, light, compact, most inexpensive.

List Price, \$3.00

Write for 4-page Technical
Bulletin No. AB-51



AMPERITE

600 PALISADE AVE., UNION CITY, N.J.

Telephone: 201 UNION 4-9503

In Canada: Atlas Radio Corp., Ltd.,
50 Wingold Ave., Toronto 10

. . . triac triggers pump
to control level . . .

parts, consists of two conductive probes which go in the liquid to be measured, a groundwire, and an electronic switch. The switch controls the liquid level by actuating a pump. It consists of a triac, a trigger diode and a silicon controlled rectifier. The probes operate on 5 volts from a high impedance source, so that there is a current of less than 2 milliamperes on the probes.

The sensor ground must be connected to a metal tank, or to a ground wire, with one end deep in the liquid. The two probes detect the desired upper and lower levels.

The triac is actuated by the trigger diode which is connected between the triac and a high-impedance, low-current power source that supplies less than 3 milliamps to the diode. The diode itself is controlled by the scr which is hooked up to the same power source in parallel with the diode.

Turning on. When both probes are covered by the liquid—the level is at its upper limit—2 milliamps flow between the probes and the ground. This current is fed to the scr which is in parallel with the diode. It turns the scr on, causing the trigger diode to be bypassed, thus turning off the triac which switches off the pump.

Because the turn-on current of the scr is greater than its holding current, as the liquid drops below the level of the upper probe, there is still enough conductivity from the lower probe to keep the scr operating, and the triac remains off. But when the liquid drops below the lower probe, current to the scr is cut off, the diode triggers the triac, and pumping is resumed. The level then rises until both probes are again covered, when there is sufficient current to gate the scr on again. The lower probe, in effect, is a holding probe that keeps the scr in its open or closed position, depending on whether the tank is being filled or emptied.

The sensor can also be used to detect a gas-liquid interface or the interface between conductive and nonconductive liquids.

Martron Inc., 875 West 15 St., Newport Beach, Calif. 92660 [429]

FIXED COMPOSITION RESISTORS




SEMI-FIXED RESISTORS



NOISE SUPPRESSORS
FOR CAR RADIOS

TYPE K(II)



TYPE LA

TYPE S




TAIYO DENKI CO., LTD.

1-12, 3-Chome, Sunamichi
Sakai c., Osaka, Japan
TEL: SAKAI (3) 6841

Circle 176 on reader service card

Cartoon by Whitney Darrow, Jr.



Be a buddy!

One gift works many wonders
THE UNITED WAY

If you don't have one... let's hope you never need it

Valuable taped data can be erased or partially destroyed by unexpected exposure to magnetic fields... generated by electrical equipment, electronic gear, air transport instrumentation, electrical storms, etc. Such loss is costly and inconvenient. The data may even be irreplaceable.

Avoid these hazards

Use NETIC Tape Preservers

for storing and transporting your valuable tape data. They provide ideal insurance against such potential hazards. Available in numerous sizes and shapes to fit your needs.

Delivery from stock. Request catalog No. TP-1




MAGNETIC SHIELD DIVISION

Perfection Mica Company

1322 N. ELSTON AVENUE • CHICAGO, ILLINOIS 60622

Phone: 312. EV 4-2122 • TWX 910 221-0105

Circle 177 on reader service card



**IT TAKES A LOT
OF ADJECTIVES
TO DESCRIBE THE
SPACE VII...**

Adjectives like FAST, ACCURATE, FLEXIBLE, RELIABLE, VERSATILE, ECONOMICAL and MANEUVERABLE. If you doubt for one minute that a humble wiring system analyzer from the middle west can live up to these labels, then try testing this tester for yourself. It was designed and developed (after thorough lab and field testing) especially to meet today's demand for speed, accuracy, versatility and economy. DIT-MCO's Space VII operates on the fully automatic tape input and printout concept. Design and construction are of the highest quality. The "total

speed" function of the Space VII gives you faster overall test time because of adaptation and hookup ease, rapid tape feed, speed of test plus speed of fault determination time, scan time, error recording and printout. With this advanced system you can test up to 2,000 terminations at a rate of more than 400 per minute! Electronic engineers who've tried it, call DIT-MCO's Space VII the best intermediate size testing system on the market. We won't disagree.


DIT MCO

DIT-MCO INTERNATIONAL

A DIVISION OF XEBEC CORPORATION
5612 BRIGHTON TERRACE
KANSAS CITY, MISSOURI 64130
TELEPHONE (816) 363-6288 TELEX 42-6149

IT'S NO WONDER APPROXIMATELY 90% OF ALL MAJOR MANUFACTURERS IN THE COMPUTER AND AEROSPACE INDUSTRIES ARE SATISFIED USERS OF DIT-MCO SYSTEMS.

ARNOLD IS



SILECTRON CORES

Standard and Custom Designed Cores With Highest Performance Characteristics

Arnold Silectron cores are fabricated from the highest grades of grain-oriented silicon steel. We maintain complete control over all phases of fabrication . . . processing, rolling, slitting, winding, annealing and final test are all "in plant" functions. Many are in stock ready for same day shipment.


Arnold is also ■ Permanent Magnets ■ Tape Wound Cores ■ Bobbin Cores ■ MPP Cores ■ Iron Powder Cores ■ Electrical Alloy Transformer Laminations ■ Transformer Cans & Hardware ■ Magnetic Shields ■ Special Magnetic Materials

Our facilities are complete

 **ARNOLD**
SPECIALISTS in MAGNETIC MATERIALS

THE ARNOLD ENGINEERING COMPANY, Main Office: MARENGO, ILL.
BRANCH OFFICES and REPRESENTATIVES in PRINCIPAL CITIES

New Microwave Review




Five-channel rotary coupler model 7700 offers all channels with octave or greater bandwidths and complete coverage from d-c to 18 Ghz. It is available with miniature TNC or type N connectors. Overall length is 18½ in.; diameter, 3½ in.; and weight, 15 lbs. Unit price is approximately \$13,500; delivery, 90 to 120 days. Kevlin Manufacturing Co., 24 Conn St., Woburn, Mass. 01801. [401]



Single-knob-tuned, telemetry band-pass filters offer an interchangeable package covering all uhf bands: 910 to 1,000 Mhz, 1,435 to 1,535 Mhz, 1,700 to 1,850 Mhz, and 2,150 to 2,350 Mhz. Each assures low insertion loss, high selectivity, constant bandwidth and low vswr, regardless of tuning range. Applied Microwave Dynamics Corp., 287 Sherman Ave., Newark, N.J. 07100. [402]



Four modules including the source, amplifier, X8 multiplier, and Ku-band tripler are packaged into Ku-band source 5000-9200. Typical specifications are: frequency, 16.5 Ghz; output power, 50 mw minimum; temperature range, 0° to 120°F; frequency stability, ±0.005%; size, 7 x 7 x 2 in., excluding projections. Trak Microwave Corp., Tampa, Fla. 33614. [403]



High-power, pulsed twt 750H features 40% efficiency at the 25–30 kw level at X band. It has a gain of 45 db. Designed to meet MIL-E-5400 Class 1A specs, it measures less than 20 in. long and weighs less than 27 lbs. It utilizes Alnico permanent-magnet focusing and air cooling. Electron Dynamics Div., Hughes Aircraft Co., 3100 W. Lomita Blvd., Torrance, Calif. 90509. [404]



Remote coaxial switches (SR-3, SR-4 and SR-6) are single-pole, multiposition units with frequency ranges of d-c to 12.4 Ghz. They offer 50-ohm impedance; 1,000,000 cycles minimum life; and insertion loss of 0.3 db max. from d-c to 7 Ghz, and 0.6 db max from 7 to 12.4 Ghz. Prices: \$165 to \$190. RLC Electronics Inc., 25 Martin Place, Port Chester, N.Y. 10574. [405]



Coaxial termination model TA-5HA offers full band frequency coverage of 0 to 18 Ghz with a maximum vswr of 1.15. For partial band coverage, over 0 to 12.4 Ghz, maximum vswr is 1.10. Power rating is 2 w. Supplied with an APC Amphenol 7-mm connector, over-all length is 1.2 in., weight is 1.3 oz. Price is \$65 each. Microlab/FXR, 10 Microlab Road, Livingston, N.J. 07039. [406]



Microwave sources have a tuning range from 16 to 16.5 Ghz. Power output is 10 mw minimum; tuning voltage, 8 to 40 v; power flatness, ±1.2 db. Spurious response in-band is greater than 75 db below the carrier; out-of-band, 40 db below the carrier. The unit measures 5.5 x 1.3 x 2.5 in. Western Microwave Laboratories Inc., 1045 DiGiulio Ave., Santa Clara, Calif. 95050. [407]



Coaxial crystal detector 8472A is for systems uses. Frequency range is from 10 Mhz to 18 Ghz and response over the full band is better than ±1 db. Units measure 9/16 in. in diameter, 2½ in. long (including connectors). The 8472A is for 0.141-in., and the H01-8472A for 0.086-in. coaxial lines. Hewlett-Packard Co., 1501 Page Mill Rd., Palo Alto, Calif. 94304. [408]

New microwave

Instant bandwidth spans five octaves

Power amplifier for signal generator requires no tuning or band-to-band switching for test and calibration work

Testing antennas or receivers across a broad range of frequencies usually requires switching between two or more amplifiers, or, at the very least, using some kind of tunable amplifier. The reason: signal generator power is limited, and amplifiers now available span rela-

tively narrow bands—one to two octaves maximum.

The bandwidth problem is about to be overcome by a solid state, broadband amplifier having an instantaneous bandwidth of five octaves without tuning or band switching. It soon will be put on



Wide coverage. One unit replaces many in providing amplification for high-frequency signals.

the market in several models.


Developed by the Bunker-Ramo Corp.'s Defense Systems division, the device, called the BR-630, spans the 10-to-450-megahertz range—



Cramped for space?

Use Couch 1/7-size Relays

Space/weight problem? The new Couch 2X 1/7-size crystal can relay gives you tremendous savings in space and weight. 0.1" grid — plus many outstanding specs — all in micro-miniature. Thoroughly field-proven in electronics and space applications.



	2X	1X
Size	0.2" x .4" x .5"	same
Terminal Spacing	1/10" grid	same
Rating	0.5 amp @ 30 VDC	same
Coil Operating Power	150 mw	70 mw
Coil Resistance	60 to 4000 ohms	125 to 4000 ohms
Temperature	-65°C to +125°C	same
Vibration	20 G	same
Shock	75 G	same

Meets MIL-R-5757D

Broad choice of terminals, coil resistances, mounting styles. Write for detailed data sheets.

RUGGED ROTARY RELAYS  Dynamically and Statically Balanced

COUCH ORDNANCE INC.

3 Arlington St., North Quincy, Mass. 02171. Area Code 617, CYpress 8-4147 • A subsidiary of S. H. COUCH COMPANY, INC.

... impedance matched down to 5 ohms ...

thanks to five cascaded broadband transistor stages in a hybrid micro-strip configuration. Although designed primarily for radio-frequency testing that requires output power up to 3 watts, the amplifier can be used in calibrating wattmeters, testing filters and components, and measuring attenuation.

Zeroing in. The amplifier will sell for about \$1,000, and its principal markets will probably be Government laboratories, military communications and radar installations, and universities.

Low-attenuation coupling between the five transistor stages results in the instantaneous wide bandwidth. The coupling provides a wide band impedance match at levels to less than 5 ohms.

Other features include automatic overload protection circuitry for the output stage, and automatic level control to prevent the unit from instantaneously exceeding the collector current on the final stage.

Overload protection is provided by a very fast wideband loop that cuts off the power before the transistor is damaged—a resistor monitors the collector current and a silicon controlled rectifier removes the power supply voltage.

Automatic level control is achieved by regulating the collector current to the first three stages. A flat frequency response is obtained through a leveling circuit, which accommodates an input variation of ± 15 decibels while maintaining output within ± 1 db.

The amplifier is packaged for use as a bench-mounted item. An optional adapter plate enables it to be mounted into a 19-inch rack or cabinet.

Specifications

R-f calibration	0.2 v increments on 3 v full scale setting (increments of 5%)
R-f output	12 v rms max across matched load of 50 ohms with accuracy 5% of full scale
R-f input	0-1 v rms, power input 1 milliwatt
Impedance	50 ohms nominal for both input and output
Noise	-47 db below maximum output for full bandwidth
Power	105-125 v, 60 hz, 45 w

Bunker-Ramo Corp., Defense Systems Div., Canoga Park, Calif. [409]

SALES AND MARKETING MANAGER

We are seeking a National Sales and Marketing Manager who has the desire and drive to get into a very high income bracket by way of his own effort and ability. Qualifications required: engineering degree in electronics, experience in selling electronic capital goods equipment, good knowledge of computers and allied equipment, plus some familiarity with programming, numerical control and software. If you have these qualifications and are looking for T.H.B. opportunities, send resume and starting salary requirements to

JOHN ROTTE ASSOCIATES

6100 Belleair Place,
Cincinnati, Ohio 45224.

CIRCLE 950 ON READER SERVICE CARD

DESIGN ENGINEERS

BSEE plus minimum of 2 years' experience in circuit design using semiconductor components. Commercial power supply and logic design experience preferred. Write, or call collect: Industrial Relations Manager, (214) AD 1-5111, Varo, Inc. Static Power Division, 1600 Dallas North Parkway, Plano, Texas 75074.

CIRCLE 951 ON READER SERVICE CARD

POSITIONS VACANT

Across The Spectrum In the Electronics Industry—Engrg.—Mgmt.—Sales. Gardner Assoc. MU 7-6616 545 5th Ave., N.Y., N.Y. 10017.

If You Are An Engineer with a strong electronics background, and can apply your talents in developing instrument systems, Atlantic Richfield Hanford Company has two challenging positions of particular interest: Development Engineer for the design and development of instrumentation circuitry, components, and systems. Most of the work is with nuclear radiation detection and counting instrumentation, but also includes many types of process control instruments. Engineer should have experience in circuit design and be familiar with integrated circuits. Electronics Engineer to work primarily with sophisticated analytical laboratory support to chemists and instrument specialists in evaluating, developing and specifying equipment. Equipment includes radiation detectors, multi-channel analyzers, mass spectrometers and counting systems. Atlantic Richfield Hanford Company operates the AEC's large nuclear materials processing facilities near the congestion-free Tri-Cities, Washington. An equal Opportunity employer.

EMPLOYMENT SERVICES

Career Advancement—Electronic and electrical engineers, mathematicians, physicists. Challenging R&D, product development, QC systems manufacturing and sales positions. Fee paid. National exposure. Confidential. Send resume. Multiple Career Listings, Inc., 322 W. Jefferson Blvd., Dallas.

PROFESSIONAL SERVICES

Donald C. Harder, Inc.

Magnetic Component Engineers

Reactors—Transformers—Filters

Serving the Research Laboratory

2580 K Street, San Diego, Calif. 92102

Phone (714) 239-8021

SEARCHLIGHT SECTION

MINI-FLUID DISPENSER
AIR OPERATED

for miniature potting and encapsulating



Available in 3 sizes
8cc - 12cc - 30cc

PHILIP FISHERMAN COMPANY
7 CANNON ST., WELLESLEY, MASSACHUSETTS 02158


\$34.00
UP

CIRCLE 960 ON READER SERVICE CARD

RADAR SYSTEMS GROUND AND AIRBORNE. AUTOMATIC TRACKING ANTENNA SYSTEMS. NIKE AJAX. NIKE HERCULES. M-33. MSQ-1A. MPS-19. MPS-9. SCR 584. TPS-1D. TPS-28. FAA-ASR-2. AIRBORNE SYSTEMS. APN-84. APN-102. APS-20. APS-27. APS-45. DPN-19. DIGITAL COMPUTERS. IBM 650. IBM 704.

LARGEST INVENTORY OF RADAR AND MICROWAVE EQUIPMENT IN THE WORLD.
RADIO RESEARCH INSTRUMENT CO.
45 WEST 45TH ST. N. Y. 10036 212-JU 6-4691

CIRCLE 961 ON READER SERVICE CARD



White glove treatment for copper-clad laminates

We give copper-clad laminates the white glove treatment in our Clean Room. Been doing it for years. Important? Sure. Just as important is our selection of foil, reinforcement materials, resin binders, and our curing, polishing and shipping procedures. Sheets available from Instant Stock or processed quickly from our large Pre-preg Inventory.

SYNTHANE
CORPORATION **S** OAKS, PA. 19456

Laminated Plastic Sheets, Rods, Tubes and Fabricated Parts

Circle 181 on reader service card

DC~5MHz 20mV/cm MODEL 557A 5" OSCILLOSCOPE



VERTICAL AXIS
Deflection Sensitivity 20mV/cm, AC & DC
Frequency Response
AC: 2Hz~5MHz within -3dB
DC: 0~5MHz within -3dB
Input Impedance 1MΩ, shunted by 30pF
TIME AXIS
Sweep Frequency TV-H, 10Hz~100KHz (4 ranges) & Line Sweep

HORIZONTAL AXIS
Deflection Sensitivity 300mV/cm
Frequency Response 2Hz~500KHz, within -3dB
Calibration Voltage 0.05V, 0.5V, 5V-p Square Wave
CRT: 5U1P
Dimensions 200W X 300H X 445Dmm
Net Weight 10 kg approx.



kikusui
KIKUSUI ELECTRONICS CORP.
3-1175, SHINMARUKO-HIGASHI, KAWASAKI-CITY,
KANAGAWA-PREF., JAPAN.
CABLE ADDRESS "KIKUSUIDE" KAWASAKI

Circle 178 on reader service card

in Mercury or Xenon

PEK

is the standard of reliability in High Intensity Light Sources



Across a power range of 35 watts to 30KW in xenon, and 100 to 500 watts in mercury, PEK high intensity arc lamps are noted for long life, maximum arc stability, dependable glass-to-metal seals. These are the qualities that have made

PEK arc lamps the standard of reliability in applications ranging from photography to solar simulation, from microscope illumination to long-range projection.

PEK's off-the-shelf line of arc lamps is the most comprehensive in the industry. Send for our new Product Reference Guide, or tell us what your special requirements are. There's a PEK lamp to fit your application.

PEK

PEK/825 E. Evelyn Avenue, Sunnyvale, California
Phone (408) 245-4111/TWX 910-339-9214

Circle 143 on reader service card

143



LESS THAN 18¢ PER CIRCUIT

The new Daven "X" switch has been life tested for 50,000 cycles of rotational life with no failure carrying a .500 amp load at 125°C.

The 10 deck, 1 pole, 12 position per deck model shown, sells for only \$21.45 or \$1.7875 per circuit in 100 pc quantities.

We build switches like no one else can!



DIVISION OF THOMAS A. EDISON INDUSTRIES
GRENIER FIELD, MANCHESTER, N.H. 03103
(603) 669-0940 • TWX 603-623-4938

144 Circle 144 on reader service card

New Books

Closing the gap

Techniques of System Engineering
S.M. Shinnars
McGraw-Hill Book Co.
498 pp., \$14

Between sessions at control systems meetings, engineers and mathematicians are often seen in animated "discussions"—shaking their heads. They're probably talking about how they can get the control systems applications people to communicate with the control theorists. A gap, they say, exists between the two groups.

Control mathematicians are accused of investigating problems that don't really exist, while the applications group appears unwilling to grapple with higher-level mathematics. And because there are more application-oriented people, an "anti-intellectual" feeling has prevailed.

But two major changes have recently occurred. Industry has assigned better-educated engineers to oversee their instrumentation and control needs, while computers and control-oriented programs have alleviated the computational chores in analyzing, designing, and implementing complex control schemes. The control gap thus finally seems to be closing.

In this volume, Shinnars tells how and why this has been happening. He describes real systems: modern, complex, extensive, mathematically-characterized control theories are actually being used by practical engineers in many fields.

Shinnars' book should help narrow the gap still further. It will prove informative to engineers who want to raise their level of competency in control and systems theory. Not only does it serve as a compendium of basic and advanced control concepts, but it gives a detailed treatment of many subjects that will prove useful in actual system design.

By the numbers

Electronics Counting Circuits
J.B. Dance
American Elsevier Publishing Co., Inc.,
390 pp., \$16.75

Here is a book on counting circuitry that lacks but one element: a

section on integrated circuits. Apart from the omission of counting networks constructed of IC's, Dance's work may be the most comprehensive reference on the subject, covering high- and low-frequency circuits, and designs for military, industrial, and computer applications as well.

Counting circuits were largely confined to data-processing equipment until the nuclear physics technology emerged the late 1940's. One now finds the circuits in many other jobs, ranging from instrumentation for radio isotope systems to automation equipment in factories. Much of the electronics industry relies on counting circuits for control, data-processing, timing, and many other functions. Despite their importance, a comprehensive guide to counters has not appeared until now.

With Dance's book, any engineer, even one not particularly versed in the subject, can acquire a practical working knowledge of the circuits. In addition, the work is neatly arranged by type of component used, enabling the reader to quickly find a circuit to fill a particular need.

Topics include the fundamental principles of counting circuits and how the various types work. Among these are tube, electromagnetic, discrete semiconductor, beam switching circuits, and others. Supplementary information is given on readout devices, scaling and ratemeter circuits, and nuclear radiation detectors.

The application-oriented material comes from many sources—users, vacuum tube and semiconductor makers, and other specialized component manufacturers. Practical values for the circuit components are specified and there is an extensive reference list.

Recently published

Analysis and Design of Integrated Circuits,
David K. Lynn, Charles S. Meyer, and Douglas J. Hamilton of Motorola Inc., Semiconductor Products Division, McGraw-Hill Book Company, 545 pp., \$16.50

Ranges over the A-Z of integrated circuit technology, from fundamentals of physics and fabrication, through design and parameter behavior, into application. A balance is struck among the disciplines of systems, circuits and devices, to present a three-dimensional view of the subject. Both digital and linear IC's are examined.



Standard and Special NATIONAL® Readout Tubes

Wide variety of symbols μA to K
Hz

- Side view tubes ■ End view tubes
- Inverted side view tubes

Also: TTL IC Drivers, Sockets and Bezels


REQUEST BULLETIN

NATIONAL

ELECTRONICS, INC.
a varian subsidiary

PHONE: (312) 232-4300 • GENEVA, ILLINOIS 60134

Circle 179 on reader service card



2 WAY Genalex Precision Stepping Switch

for circuits which require a switch that steps positively, in either direction, around a bank of 25 contacts.

FEATURING:

- self-cycle or remote control operation
 - 65 steps per second on self-interruption
 - bridging or non-bridging wipers
 - 20 steps per second from external impulses
- Over 10,000,000 steps in each direction
without replacement.

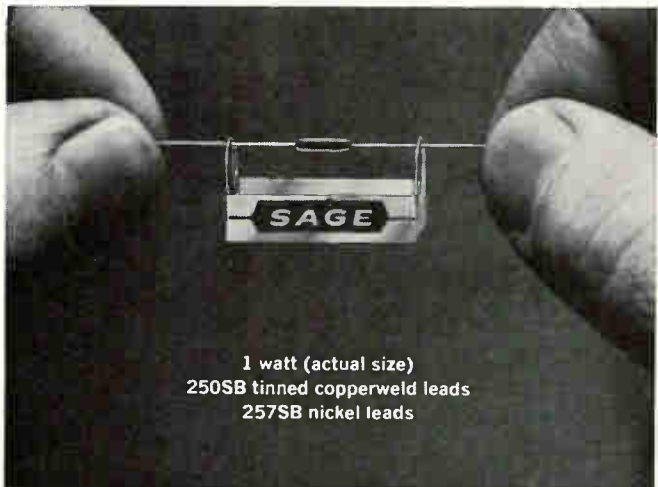
for complete data on this and other unique
GENALEX switches, write:



P.O. BOX 46, 151 MYSTIC AVE., MEDFORD, MASS. 02153
U.S. Agents for the General Electric Company, Ltd. of England

Circle 180 on reader service card

JUST HOW SMALL CAN YOU MAKE A SUB-MINIATURE POWER RESISTOR?



1 watt (actual size)
250SB tinned copperweld leads
257SB nickel leads

PRETTY SMALL!

Consider this SAGE SILICOHM® 1 watt unit in comparison to the vintage grid leak drip pan* pictured above. What's more, this tiny resistor, designed to operate hot, provides stability and precision features ordinarily associated with the finest of low power precision resistors.

SAGE Type SB styles feature superior heat dispersion by means of beryllium oxide cores, as first used in Advanced Minuteman parts. Assigned wattage ratings are 1 to 15 watts at 25°C ambient, thus offering dramatic new circuit miniaturization possibilities for commercial and regular military applications.

*As a matter of fact, we don't
make grid leak drip pans.



Write for complete details.

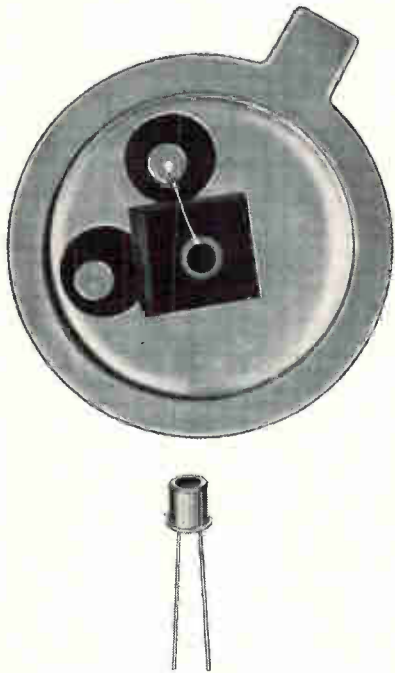
SAGE

SAGE ELECTRONICS CORP.
BOX 3926 • ROCHESTER, N. Y. 14610

Circle 145 on reader service card 145

SIGNAL TO NOISE IMPROVEMENT OF 300:1

With EG&G's New
AV-102
Silicon Avalanche
Photodiode



The new AV-102 Silicon Avalanche Photodiode is a state of the art device which features high internal gain resulting in typical signal to noise improvement of 300:1. It is designed primarily for high frequency applications up to 1 GHz.

Packaged in a TO-18 configuration, the AV-102 is specifically designed for the detection, characterization and measurement of low level light signals over the spectral range from 0.35 to 1.13 microns. Combining a high quantum efficiency (70%) and a high internal gain, the AV-102 permits measurement of signals which would normally be obscured by detector system noise.

With a typical operating voltage of 12 volts, the AV-102 is intended for many high frequency applications which now utilize S-1 photomultiplier tubes. It has obvious advantages of smaller size, lower operating power and higher reliability. Price is \$275 in small quantities.

For further information, contact EG&G, Inc., 166 Brookline Avenue, Boston, Mass. 02215. Phone: 617-267-9700. TWX: 617-262-9317.



Technical Abstracts

Integrating counter

The Iadic: a hybrid computing element
James I. Crawford and Morris J. Bodoia
Martin Marietta Corp., Orlando, Fla.

The Iadic—integrating analog to digital converter—is used at the interface between analog and digital portions of a hybrid computer. With an analog integrator operating on the analog input in real time, it provides a digital output.

The Iadic is a hybrid device, having both analog and digital characteristics. Like analog computing devices, the Iadic integrates continuously, in real time, and in parallel: its output at all times represents the integral of its input, without waiting for any sequence of events. But, like digital computing devices, its output is digitally precise and does not have to wait for hold and reset operations that some conversion devices require.

The Iadic integrates the input until the magnitude of the integrator output exceeds a preset level. At that point it resets the integrator to zero and adds 1 to a counter. The counter output thus is a digital quantity representing the integral of the analog input.

The Iadic integrator output continuously increases when the input is positive, and continuously decreases when it is negative. Therefore the circuit compares the integrator output with both positive and negative reference levels, using two comparator circuits. The counter is bidirectional; the positive comparator adds 1 to it and the negative comparator subtracts 1. In general, the number in the counter must be scaled to a reasonable value representing the input analog quantity; this scaling requires a multiplication by the value of the switching level and is performed in the digital computer.

Significant errors in the Iadic output may be caused by instability in the switch that resets the integrator or instability in the pulse passing through this switch or stepping the counter. The pulse instability in turn may arise in the pulse generator or in the control logic. These error sources appear to be controllable to within 0.025%. Drift

errors in the components can be controlled by proper design of the positive and negative switches, the integrator, and the comparator.

Presented at the Fall Joint Computer Conference, Anaheim, Calif., Nov. 14-16.

Combining technologies

An integrated circuit operational amplifier using junction field-effect input devices

J.E. Thompson
Motorola, Inc.
Phoenix, Ariz.

A major limitation on the use of integrated circuit operational amplifiers is that present processing technology restricts the circuit designer to only npn bipolar transistors. This results in two inherent weaknesses in the circuit. The large input bias currents can cause high drifts and the low gain-bandwidth products can be overcome only with large-value compensation capacitors in the external feedback loop. These limitations can be overcome by using differentially connected field-effect transistors with the bipolar transistors.

In a redesign of the operational amplifier, p-channel type field-effect transistors on a separate chip are used in the input circuit, with the output applied to an npn differential amplifier through a Darlington stage. High-impedance current-source loading on the FET's and the Darlington input connection for the npn differential amplifier combine to give high gain.

One current source, which serves both FET's, improves common-mode rejection. Two other current sources, connected to the drains of the FET's, act as loads and can be easily achieved with the ordinary npn transistors. For the common current source, pnp devices must be used because of the current direction. Such devices are difficult to build with conventional processing methods. Recently developed lateral pnp devices, however, can be used even though their betas are close to unity.

A typical amplifier provided a gain of 55,000, offset of less than 15 millivolts with 20 $\mu\text{V}/^\circ\text{C}$ drift, and 92 decibels common-mode rejection. If the amplifier is near unity

TUNED CIRCUIT BANDWIDTH PROBLEMS?



Keep your eye on Delevan's MICRO*i* COILS

They're built to 1%
inductance tolerance—
not selected

When you need a coil or transformer with 1% tolerance Delevan doesn't panic—they don't even search for them...they just make them on the production line that way! This ability will save you dollars in procurement as well as in your production costs.

FLAT-PACK USE 1% L units are available in sizes which will fit INSIDE FLAT-PACKS. These units are only .050" high and have gold plated tabs for welding. Ask about Series 101, 152 and 253.

Delevan Electronics Corporation / Division  AMERICAN PRECISION INDUSTRIES INC.
270 QUAKER RD. / EAST AURORA, N. Y. 14052
TELEPHONE 716/652-36DD TELEX D91-293

OTHER DIVISIONS OF AMERICAN PRECISION INDUSTRIES INC.:
BASCO, INC. • ELECTRO-MECHANICAL PRODUCTS DIVISION

Technical Abstracts

closed loop gain, it will provide a usable gain-bandwidth product of 10 megahertz.

Presented at Nerem, Boston, Nov. 1-3.

Shrinking limit cycles

The control of oscillatory nonlinear systems
J.D. Ferguson and Z.V. Rekasius
Northwestern University, Evanston, Ill.

Ten years ago, Prof. Rufus Oldenburger of Purdue University reported that oscillations in nonlinear control systems—called limit cycles—could be stabilized by injecting at the input a periodic signal of at least 10 times the limit-cycle frequency. Since most controlled systems are low-pass filters, the injected signal forces the system to oscillate at a high frequency that is severely attenuated at the system output. Thus, the system isn't truly stabilized; it oscillates around the set point at a much lower amplitude, accomplishing, to a certain extent, what conventional compensation methods aim for.

Extending the concept in a nonlinear oscillating system, a high harmonic of the output signal can be fed back to the input. A strong nonlinear element—a relay, for instance—has the property of generating harmonics, which can then be fed back through an equalizer. This feedback equalizer could be a simple bandpass filter tuned to a harmonic at least 10 times greater than the limit-cycle frequency.

Specifically, with a feedback signal 11 times the limit-cycle frequency, the system with an equalizer can always be made as effective as a system with an external stabilizing signal. Also, the equalized system exhibits less ringing at the output in response to a step change input.

The equalizer method is not restricted to systems where the system response is taken at the output of a low-pass filter. It is possible to design an equalizer to control oscillations at the output of a band-pass or high-pass filter. Further, the equalizer need not be a narrow band-pass filter.

Presented at ASME Winter Meeting, Pittsburgh, Nov. 12-17

Trygon's New EAL Series Laboratory Power Supply

■ This is Trygon's new EAL wide-range laboratory power supply—four models in the most commonly used laboratory voltage ranges. At \$99, it's a giant.

■ And it's a clean giant. Clean output, with ripple less than .5mv rms, plus rock-steady .01% regulation, .05% stability.

■ Clean, compact all-metal case, too, that doesn't waste an inch of bench space. The switchable volt/ammeter, concentric coarse and fine voltage controls, pilot light and output terminals (fully floating output) are all on the front panel.

Meet Trygon's Jolly Clean Giant



TRYGON ELECTRONICS, Inc.
111 Pleasant Ave., Roosevelt, L.I., N.Y. 11575*

I need the following EAL unit(s).

Qty.	Model	Rating
....	EAL 10-1	0-10 VDC @ 1.0 Amp
....	EAL 20-500	0-20-VDC @ 500 ma
....	EAL 32-300	0-32 VDC @ 300 ma
....	EAL 50-250	0-50 VDC @ 250 ma

Name _____ Title _____

Firm _____

Address _____

City _____ State _____ Zip _____


Purchase Order Attached.
 Contact us for Purchase Order.
 Please send Trygon Power Supply Handbook.

*PRICES SLIGHTLY HIGHER IN EUROPE.

TRYGON GMBH, 8 MUNCHEN 60, HADELWEG 20, GERMANY.

NEW FROM EG&G

The HA-100 Hybrid Op Amp designed for use with SGD-100 and SGD-444 Silicon Photodiodes



HA-100

(SGD-100)



HAD-130, combination amplifier (HA-100) and photodiode (SGD-100)

The new HA-100 is a truly functional operational amplifier intended to enhance the versatility of EG&G's SGD-100 and SGD-444 photodiodes. It provides low current/high gain (1500 minimum open loop gain) amplification with excellent linearity at low currents. The frequency range of the HA-100 extends from D.C. to 200 kHz. Provision for an external feedback resistor facilitates optimum resistance selection for each application. With a feedback resistance of 15 megohms, the HA-100 demonstrates high sensitivity (15V/ μ A) and a transient response of 15 μ sec. Packaged in a standard TO-5 configuration, the HA-100 is priced at \$175 in small quantities.

The HA-100 Op Amp is also available mounted in an integral package (TO-5) with the SGD-100 photodiode and is referred to as the HAD-130 Op Amp-Photodiode. Priced at \$295, it out-performs the commonly used S-1 photomultiplier tube in most low to medium frequency, low light level detection and measurement applications. Where size, power, reliability and/or cost are important factors, the EG&G silicon photodiodes and operational amplifiers offer an excellent alternative to photomultiplier tubes.

For further information, contact EG&G, Inc., 166 Brookline Avenue, Boston, Mass. 02215. Phone: 617-267-9700. TWX: 617-262-9317.



New Literature

Operational amplifiers. Analog Devices, 221 Fifth St., Cambridge, Mass. 02142. The third issue of Analog Dialog, an engineering magazine devoted to the fundamentals and applications of operational amplifiers, is available. Circle 446 on reader service card.

Silicon power transistors. Motorola Semiconductor Products Inc., P.O. Box 955, Phoenix, Ariz. 85001. A convenient reference folder covers more than 100 silicon power transistor types, including Thermopad plastic encapsulated types. [447]

Radar reflectors. Emerson & Cuming Inc., Canton, Mass. 02021. Many different types of passive reflectors of radar energy are described in an illustrated four-page folder. [448]

Indicating digitizer. Barber-Colman Co., Rockford, Ill. 61101. Model A20D indicating digitizer, a null balance instrument, is described in bulletin 1710 DB 3. [449]

P-c boards. Photocircuits Corp., Glen Cove, N.Y. 11542, has available a 12-page technical bulletin containing complete information on p-c boards manufactured by the NT-1 process. [450]

R-f power measurement. Bird Electronic Corp., 30303 Aurora Rd., Cleveland, Ohio 44139. Catalog GC-68 is a comprehensive reference of r-f measurement instrumentation from 25 mw to 250 kw. [451]

Transducer. Solid State Electronics Corp., 15321 Rayen St., Sepulveda, Calif. 91343. Model PF-1001 pressure-to-frequency transducer is illustrated and described in a single-sheet bulletin. [452]

Transformers. Abbott Transistor Laboratories Inc., 5200 W. Jefferson Blvd., Los Angeles 90016, offers a brochure describing a complete line of Mil-Spec miniature power transformers designed for 400-hz airborne application. [453]

Laser topics. Korad Corp., 2520 Colorado Ave., Santa Monica, Calif. 90406, has available Laser-Fare, a four-page quarterly publication on general laser topics. [454]

Digital integrating recorder. Datex Division of Conrac Corp., 1600 S. Mountain Ave., Duarte, Calif. 91010. A 14-page brochure covers the model DIR-1 high-precision digital integrating recorder. [455]

Multipliers. GPS Instrument Co., 188 Needham St., Newton, Mass. 02164, has available a brochure describing a series of six high-speed, solid state multipliers featuring up to 1-mv accuracy. [456]

Data communications. Digital Equipment Corp., 146 Main St., Maynard, Mass. 01754. A 30-page handbook describes the various techniques used in data communications in the technology of computer hardware and software. [457]

Soldering tips. Hexacon Electric Co., 161 W. Clay Ave., Roselle Park, N.J. 07204. A 24-page catalog illustrates and describes a line of Durotherm non-freezing, long-life soldering tips. [458]

Motor controllers. Bodine Electric Co., 2500 W. Bradley Place, Chicago 60618. Bulletin 1050 contains complete specifications and suggested applications for a new line of motor control units. [459]

Environmental test chambers. Blue M Engineering Co., 138th & Chatham St., Blue Island, Ill. 60406. A four-page bulletin describes selected examples of the company's line of environmental test chambers. [460]

Semiconductor dopants. Corco Chemical Corp., Tyburn Rd. and Cedar Lane, Fairless Hills, Pa. 19030. Technical bulletin No. 7 describes Uni-Dopes, which are unit dosage packages (glass ampoules) of semiconductor dopants for vapor-phase diffusion. [461]

Uhf tv antenna. Connector Corp., 6025 N. Keystone Ave., Chicago 60646. Type AT100, long life uhf tv antenna, which attaches easily and can be rotated in many different planes for optimum performance, is illustrated and described in data sheet 45A. [462]

Military-type relays. C.P. Clare & Co., 3101 Pratt Blvd., Chicago 60645. Manual 701 describes in detail six military-type (crystal can) relays. [463]

Video tape. Ampex Corp., 401 Broadway, Redwood City, Calif. 94063, offers a four-page brochure on the 142 series, 2-in.-wide, helical scan video tape. [464]

High-frequency chopper. Solid State Electronics Corp., 15321 Rayen St., Sepulveda, Calif. 91343. A single-sheet bulletin illustrates and describes the model 26 high-frequency, solid state chopper. [465]

Snap-acting switches. Unimax Switch Division, Maxson Electronics Corp., Wallingford, Conn. 06492. Fourteen different models of the LM series sub-miniature snap-acting switches with ratings to 10 amps are described in technical data sheet 216. [466]

Reflow solder system. Sippican Corp., 34 Barstow St., Mattapoisett, Mass. 02739. Bulletin 135 describes a mechanized reflow soldering system for flat-pack of dual-in-line leads. [467]

Electronics index

Volume 40, 1967

A

AIR NAVIGATION See Avionics

AMPLIFIERS

Amplifier erases swing of 19-db in input signals p. 85 May 29
Audio amplifier adjusts gain to input levels p. 86 May 29
Audio amplifier compresses input signal by 30 decibels p. 105 Jan. 9
Cathode voltage boosts amplifier gain tenfold p. 95 May 15
Combined feedback builds gain and input impedance p. 99 Oct. 16
Computer-aided design, part 10: Making a video amplifier to measure p. 85 July 10
Digital commands control differential amplifier gain p. 85 July 24
Emitter peaking pushes bandwidth to 500 Mhz p. 96 Sept. 4
Exact temperature control with operational amplifier p. 97 Apr. 3
Feedback T yields high input impedance p. 91 Apr. 17
FET boosts impedance of d-c feedback amplifier p. 98 Oct. 16
IC amplifier serves as stable current source p. 131 Mar. 6
IC operational amplifier makes supply short-circuit proof p. 106 Sept. 18
Linear IC evolution: the changing differential amplifier p. 79 Aug. 21
Linear IC's, part 1: Scrambling for linear IC business p. 89 Aug. 7
Linear IC's, part 1: Design ingenuity is the key to success p. 100 Aug. 7
Linear IC's, part 1: Hybrid technology wins a foothold p. 107 Aug. 7
Linear IC's, part 2: Heart of the matter p. 78 Aug. 21
Linear IC's, part 2: Power grab by linear IC's p. 81 Aug. 21
Linear IC's, part 3: Differential amplifiers at work p. 96 Sept. 18
Linear IC's, part 4: Inside the operational amplifier p. 86 Oct. 16
Linear IC's, part 4: Foggy 'specs' blur designs p. 91 Oct. 16
Linear IC's: part 5 Ins and outs of op amps p. 84 Nov. 27
The power of negative feedback p. 87 Nov. 27
Low-cost IC's improve 45-Mhz i-f amplifier p. 88 Mar. 20
Maser that works in radar by avoiding saturation p. 115 June 12
MOS FET amplifier provides almost infinite impedance p. 88 July 24
Negative impedance converter does double duty p. 87 July 24
Negative inverter simplifies symmetrical level detection p. 111 Feb. 20
Npn amplifier delivers fast, high-voltage pulses p. 109 June 26
On the skids—709 p. 52 Oct. 30
The operational amplifier: Jack of all trades p. 98 Aug. 7
Operational amplifier gain varied by FET chopper p. 98 Oct. 2
Operational amplifier overcomes voltmeter loading p. 67 Dec. 25
Pop up amp p. 50 Oct. 11
Quick amplifier design with scattering parameters p. 100 Oct. 16
R-f breakdown phenomenon improves the voltage capability of a transistor p. 97 June 12
Signal is sampled and held for 1 minute p. 71 May 1
Solid power p. 56 Feb. 20
Transistors share the load in a kilowatt amplifier p. 100 Dec. 11

ANTENNAS

Air Force contracts for phased-array antennas p. 42 July 24
Apollo antenna fastens on the beam to the moon p. 80 May 1
Army—down-to-earth Army antenna p. 111 Aug. 21
CATV: the picture of health p. 143 June 26

Fewer dishes . . . experimental antenna p. 51 Feb. 20
Interferometer . . . and better discrimination p. 52 Feb. 20
Last word p. 52 Aug. 7
Lunar Module's antenna p. 117 Jan. 23
Mounting greenery: Army uses grenade launcher to lift antenna into tree tops p. 50 Oct. 2
Narrow view: proposed radio and radar astronomy programs chopped p. 50 Sept. 4
Navy—Table model: antenna to compile statistical table p. 44 Jan. 23
Quick-change technique converts monopulse radar into phased array p. 145 May 29
Subminiature antennas—reception is loud and cool p. 145 June 12
With flying colors: transceiver antenna to relay voice communications between airliners and ground stations via satellite p. 37 Aug. 21

AUTOMOTIVE See Industrial Electronics

AVIONICS

Aerospace skills brought down to earth p. 146 Jan. 23
Aiming for AAFSS p. 45 Mar. 20
Air Force—\$25,000 inertial system still a will-o-the-wisp p. 131 July 10
Air Force contracts for phased-array antennas p. 42 July 24
Air Force moving to get its own satellite navigation system for supersonic jets: Where are (were) we? p. 40 Aug. 21
Air traffic control hearings: on the spot p. 43 Aug. 7
Air traffic cop eyes 'bandits', too p. 111 Oct. 16
Airborne computers set to take off p. 203 Feb. 20
The airborne 4 Pi computer: IBM aims at aerospace guidance p. 171 Mar. 6
All ahead slow p. 56 Nov. 13
Army helicopter repairmen: Troubleshooting in trouble spots p. 137 Jan. 23
Army's Limited War Laboratory in Maryland: Jungle fighters on Chesapeake Bay p. 153 Jan. 23
Army's Mohawk proves a good scout p. 147 May 15
Automatic map p. 54 June 26
Beyond the SST p. 38 May 15
Budget—FAA is grounded p. 142 Feb. 6
Collision course: avoidance systems for commercial airlines p. 46 Jan. 9
Compact display system to keep tabs on aircraft p. 64 Feb. 20
Digital phase shifter tests navigation system p. 104 Feb. 20
Electronic markets 1967: Stress is on safety as avionics sales continue to climb p. 144 Jan. 9
FAA lies low as aerial jam worsens p. 141 July 24
Flight recorders for large aircraft p. 56 Mar. 20
Fly by the numbers: Navy's ILAAS air-data computer p. 42 Oct. 16
Hot on the trail—CAT detector p. 52 Nov. 27
In competition: two types of inertial systems—strapdown and gimbaled p. 44 Sept. 4
In reconnaissance, the eyes have it p. 89 May 29
Watching the invisible enemy p. 100 May 29
Automation opens the way p. 103 May 29
Integrated circuits in action, part 6: Shrinking a military calculator p. 76 May 29
Integrated circuits in action, part 8: Finding a moving target from a moving airplane p. 58 Dec. 25
Introspective radar p. 54 Dec. 11
Long-range lookout: Litton to design an LSI model of the AN/AWS-27 digital data link p. 42 Oct. 2
Manpack tactical landing system—Happy landing p. 52 Aug. 7
Matchmaker: airborne correlator slimmed down to 14 pounds p. 54 May 29

The matchmaker—Raskor p. 50 Oct. 30
Naval Air Command contracts for molecular airborne integrated radar p. 40 July 24
Navigating equipment for narrow transatlantic lanes: Put to the test p. 44 Jan. 23
Navy's system, called VAST for versatile avionics shop test: Vastly important p. 42 Aug. 21
Off course: SGN-10 inertial navigation systems p. 38 July 24
On course: American Airlines is pushing ahead with its in-flight testing of an inertial navigation system p. 44 Sept. 4
Only make believe prototype airplane p. 46 Jan. 9
Operational visual display reservations system p. 54 Oct. 16
Pointing the way: inertial navigation system with an accuracy of better than 1 nautical mile per hour p. 38 Feb. 6
Right perspective: visual flight simulator p. 43 Oct. 16
Rough going: pulsed ruby laser to detect jet exhausts p. 55 July 10
Safe landing p. 54 Apr. 3
Smooth flying p. 58 Apr. 17
Steering a course to safer air travel p. 95 Nov. 27
Terrain-following radar that doesn't scan continuously p. 131 Apr. 3
3-D radar to complement the beacon transponder system p. 36 June 12
View from above: helicopter-borne formation-flight simulator p. 56 Apr. 17

C

CIRCUIT DESIGN

Aerospace system for computer-aided design based on a dual set of computer codes for circuit analysis p. 35 June 12
Audio amplifier compresses input signal by 30 decibels p. 105 Jan. 9
Automatic scale changer shifts recorder range p. 95 May 15
Batch testing speeds bolometer curve generation p. 116 Aug. 7
Bridge circuit cuts contacts in series-parallel network p. 89 Aug. 21
Cathode follower boosts output impedance p. 82 Nov. 27
Choking up on LC filters p. 93 Aug. 21
Computer-aided design see Computers
Constant relay on-time for any input pulse p. 133 Mar. 6
Control voltage determines multivibrator pulse width p. 115 Aug. 7
Decade counter's feedback adds up to reliability p. 97 May 15
Designing for the worst of worst cases—nuclear war p. 99 Aug. 21
Differential Schmitt trigger with 200-k input impedance p. 90 Jan. 23
Differentiating pulse former requires no capacitors p. 70 May 1
Digital commands control differential amplifier gain p. 85 July 24
Digital phase shifter tests navigation system p. 104 Feb. 20
Digital timing provides frequency-sensitive relay p. 94 Sept. 4
Diode's resistance variation stabilizes signal amplitudes p. 107 June 26
Dividing the frequency of an oscillator by 10 p. 98 Dec. 11
An easy guide for selecting the right transformer core p. 84 May 29
Emitter peaking pushes bandwidth to 500 Mhz p. 96 Sept. 4
Exact temperature control with operational amplifier p. 97 Apr. 3
Feedback eliminates noise in telephone circuit p. 82 Nov. 27
Feedback protects amplifier during load failure p. 68 Dec. 25
Feedback T yields high input impedance p. 91 Apr. 17
Five valuable circuits from changes in feedback p. 95 Oct. 2
Gain-multiplied capacitance generates ramp waveform p. 130 Mar. 6
Glass semiconductor circuits: on the threshold of success p. 74 July 24

Hard cell—monolithic bipolar cell structure p. 44 Apr. 3
High speed multivibrator controlled by single ECL p. 109 Sept. 18
Instant commands trigger monostable tunnel diode p. 109 Feb. 20
IC operational amplifier makes supply short-circuit proof p. 106 Sept. 18
Integrating space telemetry systems with compatible thin films on silicon p. 111 June 26
Large scale integration p. 123 Feb. 20
LSI: the technology converges p. 123 Feb. 20
The effect on systems design p. 130 Feb. 20
Active memory calls for discretion p. 143 Feb. 20
Customizing by interconnection p. 157 Feb. 20
Computer accelerates design p. 166 Feb. 20
Silicon-on-sapphire for freedom and flexibility p. 171 Feb. 20
Slow, but small, may win the race p. 179 Feb. 20
Large-signal sampling without a transformer p. 80 Nov. 27
Light-activated Schmitt triggers control relay p. 98 May 15
A logical next step for read-only memories—use of the memory as a Boolean logic generator p. 111 June 12
Metal oxide semiconductor circuit: You name it p. 34 May 1
Micropower redundant circuits correct errors automatically p. 66 Feb. 6
Microstrip plus equations adds up to fast designs p. 109 Oct. 2
Model kit for masks—set of decalcomanias to design circuits p. 46 May 29
Multivibrator provides short pulses, wide spacing p. 98 Apr. 3
Narrow-pulse one-shot recovers quickly p. 107 Jan. 9
Negative inverter simplifies symmetrical level detection p. 111 Feb. 20
Nomograms pick FET biasing values p. 93 Apr. 3
Null output detects square-duty cycle p. 81 Nov. 27
100% amplitude modulation with two transistors p. 104 June 12
One transistor sweeps clean p. 106 June 12
Paramatrix puts digital computer in analog picture, and vice versa p. 99 Sept. 4
Polarized light triggers remote control system p. 88 Jan. 23
Potentiometer turns flip-flop into an adjustable trigger p. 95 Sept. 4
Pulse-saving network permits signal switching p. 108 Sept. 18
Quartz crystal synchronizes relaxation oscillator p. 104 Jan. 9
R-f breakdown phenomenon improves the voltage capability of a transistor p. 97 June 12
R-f signals actuate transmit-receive switch p. 103 June 12
Rotator: Electronics' guide to rotator design p. 115 May 29
Rotator—a good turn for old components p. 109 May 29
Sequential switching enables low-frequency multiplication p. 87 Aug. 21
Scr ring circuit replaces stepping relays p. 80 July 10
Simple feedback network shapes trailing edges p. 96 Oct. 2
Single control adjusts outputs of several pulse generators p. 82 July 10
Single diode reduces ripple in d-c power supply p. 95 Oct. 16
Single-shot multivibrator has zero recovery time p. 83 Nov. 27
Small lamp bridge regulates line voltage p. 89 Mar. 20
Stable amplitude regulator for wide temperature range p. 71 Feb. 6
Stable low frequencies with FET-bipolar pairs p. 105 Jan. 9
State variables smooth the way for designing complex systems p. 102 June 26
10th Midwest Symposium on Circuit Theory at Purdue University p. 56 May 29

They're at it again: National Semiconductor Corp.'s dual binary flip-flop p. 41 Oct. 16
 Topology: a shortcut to understanding systems p. 82 Oct. 2
 Transistor breakdown yields inexpensive thyristor trigger p. 96 Sept. 4
 Two-diodes remove pulse-width limitation p. 105 June 12
 Unijunction switches tones without transients p. 110 Feb. 20
 Unijunction trigger boosts ignition reliability p. 107 Sept. 18
 Varying capacitor charge-up controls multivibrator's range p. 68 Dec. 25
 Waveform generation eased by two timing networks p. 110 Sept. 18

COLOR TELEVISION See Television

COMMUNICATIONS

Air Force: System link p. 56 Jan. 9
 Apollo antenna fastens on the beam to the moon p. 80 May 1
 Army—down-to-earth Army antenna p. 111 Aug. 21
 Big dish p. 56 Mar. 6
 Bird in a gilded cage—multipurpose navigation satellite p. 150 July 24
 Bright shield—black box may soon have a plastic plated lining p. 48 Oct. 2
 Burrup, burrap—Navy exploring the possibility of two-way communications with dolphins p. 54 July 10
 Canada files claim on space sites p. 131 Sept. 4
 The chirp approach will be tested p. 37 Aug. 21
 Coming to grips with multipath ghosts p. 104 Nov. 27
 Computer aid on the ocean floor p. 85 Oct. 30
 Crime fighting in real time p. 149 Dec. 11
 Crime-fighting—Lawmen's lures lure electronics firms p. 105 May 1
 Data at twice the speed eases h-f traffic jam p. 115 Oct. 2
 Data compression: Wescon highlight p. 169 Aug. 7
 Designing for the worst of worst cases—nuclear war p. 99 Aug. 21
 Dial h for help—bills for time-shared computer systems p. 48 Apr. 17
 The direct broadcast picture: satellite tv system p. 173 Aug. 7
 Drawing a line between laser signal power and noise p. 84 May 15
 Education: "Blackboard-by-wire" system p. 64 Feb. 20
 EKG by phone p. 60 Mar. 6
 Electronics markets 1967: Expanding markets seen for telemetry mobile radio, microwave and tv gear p. 146 Jan. 9
 Electronics tuning: Wescon highlight p. 169 Aug. 7
 Ersatz quartz p. 54 Jan. 9
 FCC approves Comsat purchase of Andover, Me. ground station p. 52 Jan. 23
 Ford Foundation asks FCC to withhold approval of Comsat pilot domestic satellite programs p. 52 Oct. 2
 Integrating space telemetry systems with compatible thin films on silicon p. 111 June 26
 Intelsat II p. 64 Feb. 20, p. 54 Apr. 3
 Countdown begins on Intelsat's future p. 179 Nov. 13
 Intelsat 3: coming or going? p. 155 Dec. 11
 Japanese technology IV: Gunn devices are on target—but short of a bull's-eye p. 125 Dec. 11
 Jungle communications . . . do you read me? p. 52 Mar. 6
 Know your enemy—Altair p. 50 Mar. 6
 Life's darkest moment p. 44 Oct. 2
 Litton's loss p. 42 Jan. 9
 Long-range lookout p. 42 Oct. 2
 Mallard on the wing p. 48 Oct. 30
 Mallard's golden eggs p. 153 May 15
 Modems for Western Union p. 56 Jan. 9
 Money talks p. 42 Feb. 6
 Monster rally—two 100-ton buoys dubbed "Monsters" to telemeter oceanographic and meteorological data p. 48 Oct. 2
 Multilingual p. 50 June 26
 Navy antenna: Table model p. 44 Jan. 23
 New muscle for CATV p. 48 Oct. 16
 Norad's computers get all the facts p. 113 Feb. 20
 Now hear this p. 52 June 26
 One path to success p. 48 May 29
 Out of one, many p. 58 Nov. 13
 Phone-a-train p. 46 Mar. 6
 Point of view—bandwidth needed for tv p. 45 Nov. 27
 Police reserve p. 56 Mar. 20
 Predicting blackouts: Proton flare watch p. 46 May 15
 Prototype: Autodin p. 42 Feb. 6
 Psst p. 56 June 26
 Rapid response p. 50 Oct. 2
 Repairs needed p. 40 Aug. 21
 R-f breakdown phenomenon improves the voltage capability of a transistor p. 97 June 12
 R-f signals actuate transmit-receive switch p. 103 June 12

Ring radiator succeeds in mobile vhf radios p. 99 Nov. 13
 Satellite fixes p. 54 Apr. 3
 Satellite infrared spectrometer for weather-forecasting data p. 55 July 10
 Showing them the way p. 48 July 10
 Solid power p. 56 Feb. 20
 Sony scores with IC for small radio p. 177 Apr. 3
 Space-link probe p. 54 Feb. 20
 Standard volt p. 52 Mar. 6
 Steering a course to safer air travel p. 95 Nov. 27
 Subminiature antennas—reception is loud and cool p. 145 June 12
 Tacsat backpack p. 41 Apr. 3
 Tactical transceiver p. 56 Feb. 20
 Tiny waves for Navy—millimeter-wave system p. 45 Nov. 27
 Touch and go: Air Force push-button switching system for missile launching p. 44 Jan. 9
 Touch-tone testing p. 42 Sept. 4
 Transistors share the load in a kilowatt amplifier p. 100 Dec. 11
 Two good p. 40 July 24
 Visual aid p. 42 Aug. 7
 With flying colors p. 37 Aug. 21

COMPUTERS

Aiming for AAFSS p. 45 Mar. 20
 Airborne computers set to take off p. 203 Feb. 20
 The airborne 4 Pi computer: IBM aims at aerospace guidance p. 171 Mar. 6
 Apollo—Electronic navigator charts man's path to the moon p. 109 Jan. 9
 Automation: Sun Oil p. 52 Jan. 23
 Bantam computers cutting into heavyweight territory p. 115 Oct. 30
 Car tests p. 54 Sept. 18
 Cathode-ray tube variations: Wagner's Digivac and Ise's Digitron p. 36 June 12
 Computer aid on the ocean floor p. 85 Oct. 30
 Computer-aided design:
 Part 4: Analyzing circuits by the numbers p. 88 Jan. 9
 Part 5: Doing a model job p. 82 Jan. 23
 Part 6: I Comparing the "Big Two" programs: ECAP and NET-1 p. 74 Feb. 6
 II NET-1 gets an "A" for accuracy p. 76 Feb. 6
 III Flexibility is ECAP's forte p. 82 Feb. 6
 IV A profitable marriage p. 89 Feb. 6
 Part 7: Performing nonlinear d-c analysis p. 140 Mar. 6
 Part 8: Picking transient analysis programs p. 84 Apr. 17
 Part 9: A model approach to IC's p. 56 May 1
 Part 10: Making a video amplifier to measure p. 85 July 10
 Part 11: Short cuts to IC's and p-c boards p. 70 Sept. 4
 Taking the puzzle out of p-c design p. 72 Sept. 4
 Drawing board for IC's p. 83 Sept. 4
 Generating IC masks automatically p. 88 Sept. 4
 Part 12: Smoothing the flow of traffic p. 76 Nov. 27
 Computer-aided design: Circuit course p. 48 Jan. 9
 CAD—Pick a 2N number p. 41 Jan. 23
 CAD thermal analysis p. 171 Aug. 7
 Computer course: computer-aided education route p. 34 Feb. 6
 Computer firms stalked by their own shadow p. 159 Mar. 20
 Computer tutor p. 46 Jan. 23
 Crime fighting in real time p. 149 Dec. 11
 Crime-fighting—Lawmen's bounties lure electronics firms p. 105 May 1
 Data compression: Wescon highlight p. 169 Aug. 7
 Dial h for help: Bills for time-shared computer systems p. 48 Apr. 17
 Do-it-yourself display brightens the outlook for low-cost CAD p. 120 Oct. 16
 Education development center computerized p. 64 Feb. 20
 Electronic markets 1967: Manufacturers scramble to expand as computer boom continues unabated p. 145 Jan. 9
 Electronics in medicine—report Part 2 July 24
 The widening impact of computers p. 103 July 24
 Making informed decisions p. 108 July 24
 A total-systems approach p. 111 July 24
 FPC says computers could help prevent electric power failures p. 52 Aug. 7
 Fly by the numbers; Navy's ILAAS air-data computer p. 42 Oct. 16
 GSA—computer service center business p. 61 Feb. 20
 Illiac 4 p. 42 May 1, p. 141 May 15
 IC overseer p. 52 Nov. 13
 Japanese technology p. 99-116 Feb. 6
 I Computers and color: New wave in tv broadcasting p. 99 Feb. 6
 II Pulses on a tv signal control stations in network p. 101 Feb. 6

III Tv cameras are slimmed down to follow action on sports field p. 103 Feb. 6
 IV Smaller camera tubes feature better targets and cathodes p. 106 Feb. 6
 V Shrinking world gets new video "translator" p. 108 Feb. 6
 VI Digital memory calms jittery tv pictures p. 111 Feb. 6
 VII Computer lets tv editors cut out splicing process p. 114 Feb. 6
 Large-scale integration report Feb. 20
 LSI: the technology converges p. 123 Feb. 20
 The effect on system design p. 130 Feb. 20
 Active memory calls for discretion p. 143 Feb. 20
 Customizing by interconnection p. 157 Feb. 20
 Computer accelerates design p. 166 Feb. 20
 Silicon-on-sapphire for freedom and flexibility p. 171 Feb. 20
 Slow, but small, may win the race p. 179 Feb. 20
 Late-late showing p. 50 Oct. 16
 Little brother p. 43 Sept. 18
 Long and short of it p. 46 Aug. 21
 Logarithmic diodes for analog computers p. 129 Oct. 30
 Mask program p. 46 Mar. 20
 Matchmaker p. 54 May 29
 Memories
 Active memory calls for discretion p. 143 Feb. 20
 Another Sigma p. 50 Jan. 9
 Attractive memory—EuO film laser memory p. 45 Sept. 18
 Cryoelectric memory: cool memory's hot p. 39 Apr. 3
 Cryoelectric memory system: taking cryoelectric memories out of cold storage p. 111 Apr. 17
 Faster yet: experimental computer memory p. 48 May 29
 Firmware: microprograms stored in read-only memories—not-so-firm ware p. 56 Apr. 17
 Forget It: Itek to give up marketing plans for photo-optical memory p. 47 Mar 20
 Glass semiconductor circuits: on the threshold of success p. 74 July 24
 Hard cell: monolithic bipolar cell structure p. 44 Apr. 3
 Hot spot storage p. 50 Nov. 13
 A logical next step for read-only memories: use of the memory as a Boolean logic generator p. 111 June 12
 Machine looks, listens, learns p. 91 Oct. 30
 Memory on a chip: a step toward large-scale integration p. 92 Feb. 6
 Plated-wire memories: Univac's bet to replace toroidal ferrite cores p. 101 May 15
 Suitcase-size memory for longer space trips p. 138 Nov. 13
 Traveling memory p. 39 Sept. 4
 Unwarped memories p. 45 Nov. 13
 Vintage machine produces memories p. 88 May 1
 Weaving a braided memory that's fast and inexpensive p. 121 Sept. 18
 Microwave computer p. 58 Mar. 6
 Mixed blessing p. 40 May 1
 MOL computer system for an 11-systems ground checkout p. 60 Mar. 6
 Money talks p. 42 Feb. 6
 Multilingual p. 50 June 26
 Navy trainer: Down to the sea in simulators p. 113 May 1
 Norad's computers get all the facts p. 113 Feb. 20
 On line: aerospace system for computer-aided design p. 35 June 12
 On second thought—Limac p. 50 Nov. 27
 On-the-job-training p. 50 June 26
 Paramatrix puts digital computer in analog picture, and vice versa p. 99 Sept. 4
 Patents for programs? p. 50 Apr. 3
 Picture this: digital holograms p. 52 Apr. 3
 Pocket-size analog computer divides and multiplies p. 66 Dec. 25
 Post Office cancels old ways p. 151 Oct. 16
 Printing: Latest word in printing spells new electronics market p. 137 May 29
 Programmable logic arrays—cheaper by the millions p. 90 Dec. 11
 Quick-change technique converts monopulse radar into phased array p. 145 May 29
 Ready for sale p. 56 June 26
 Real-time Fourier coefficients p. 40 Sept. 4
 Repair on the wing p. 41 Sept. 4
 Sea dogs' seeing eye p. 211 Feb. 20
 Second thought: combined emulation with an interpretive program p. 46 Jan. 23
 Soft hardware: SRI seeking funds to fabricate experimental computers with arrays p. 45 Mar. 6
 Space for small computers in a research satellite p. 127 Mar. 20

Stochastic computer thrives on noise p. 72 July 10
 Stock Exchange complex p. 52 Jan. 23
 Strong attraction p. 48 Mar. 20
 Success stories for direct digital control p. 52 July 10
 Teen time p. 44 Jan. 23
 Testing on the run: automatic in-line testing and sorting at Sylvania p. 47 Mar. 6
 Think a bit: remote terminal in a time-sharing system p. 46 May 15
 Time-sharing: A question of privacy p. 36 Feb. 6
 Time-sharing: safeguarding time-sharing privacy—an all-out war on data snooping p. 157 Apr. 17
 Time-sharing inquiry shakes industry—FCC probe p. 221 Mar. 6
 Touch-tone testing: random-access computer-monitored process system p. 42 Sept. 4
 Uncalculated risks keep calculator on the shelf p. 231 Mar. 6
 Wanted by the FBI p. 50 July 10
 Wider horizons for numerical control p. 125 June 26
 Machining it right the first time p. 127 June 26
 Eyeing new applications p. 132 June 26
 Writing style: data tablet with an electronic ballpoint pen p. 50 Mar. 20
 You can be sure if it's . . . p. 48 Apr. 3

CONSUMER ELECTRONICS

Back talk: audio-visual teaching machine p. 37 May 15
 Consumer electronics firms entertain the possibility of using more IC's p. 123 Sept. 4
 Entertainment market: IC's short circuited p. 54 Nov. 13
 European market report p. 71 Dec. 25
 Fax facts p. 56 June 26
 Hi-fi producers showing an interest in Schottky diodes p. 47 June 26
 Hi-fi sets: the sweet sound of IC's p. 41 Aug. 7
 IC's sound better; stereo receiver with two IC's p. 41 Jan. 23
 Music in IC major p. 54 Nov. 13
 1967's rosy outlook: bloom's gone p. 149 Apr. 17
 Organs: The electronic touch p. 42 Jan. 23
 Organs: Hitting high IC p. 45 Oct. 30
 Pop op amp p. 50 Dec. 11
 Santa's helpers shun electronics p. 161 Dec. 11
 Service—color tv's black eye p. 127 Nov. 27
 Sony scores with IC for small radio p. 177 Apr. 3
 Toying with SCR's-toy turtle p. 46 Sept. 18

COUNTERMEASURES

Air traffic cop eyes 'bandits', too p. 111 Oct. 16
 Army's Mohawk proves a good scout p. 147 May 15
 Electronic cops to monitor satellites p. 168 Apr. 3
 In reconnaissance, the eyes have it p. 89 May 29
 Integrated circuits in action, part 6: Shrinking a military calculator p. 76 May 29
 Navy's Standard missile: Unstoppable shot? p. 52 Apr. 17
 Nike X system: Thin Nike, fat orders p. 146 Oct. 2
 Nonprofit Institute for Defense Analyses—lending a hand to the Pentagon p. 155 June 12
 Norad's computer gets all the facts p. 113 Feb. 20
 Vietnam: Drawing the line—wall of barbed wire and sophisticated sensors p. 52 Sept. 18

CYBERNETICS

Intelligent robots: slow learners p. 117 May 1
 Machine looks, listens, learns p. 91 Oct. 30
 Robots are ready to grapple with dirty jobs in factories p. 165 Mar. 20

D

DETECTION

Air traffic cop eyes 'bandits', too p. 111 Oct. 16
 Alert: warning system for institutions p. 42 Feb. 6
 Detecting a signal digitally p. 82 Mar. 20
 Ears to see with: acoustic bullet detector for helicopters p. 52 Apr. 17
 Electronic cops to monitor satellites p. 168 Apr. 3
 Electronics markets 1967: Pentagon stresses tactical gear to meet needs of Vietnam conflict p. 135 Jan. 9

Frozen FET's p. 42 Apr. 3
 Hot on the trail—CAT detector p. 52 Nov. 27
 In reconnaissance, the eyes have it p. 89 May 29
 Infrared exposes hidden circuit flaws p. 100 Apr. 3
 Intersecting waveforms trigger peak detector p. 69 May 1
 Manpack system detects ambush p. 158 Jan. 23
 . . . moving light: light-emitting arrays for alphanumeric image display or as a scanning light detector p. 44 Oct. 16
 Package doubles as photo-device lens p. 238 Aug. 7
 Passive sentry p. 48 May 29
 Sea dogs' seeing eye p. 211, Feb. 20
 Smooth flying p. 58 Apr. 17
 Troubleshooting: The heat's on—infrared detecting system enables speedy repair of faulty circuit by indicating the failure's cause p. 105 Apr. 3
 Vietnam—Drawing the line: wall of barbed wire and sophisticated sensors p. 52 Sept. 18
 Weld-testing technique that may determine quality without resorting to destructive methods p. 56 Mar. 20
 Who goes there?: intrusion detection devices for Vietnam—Weed and Seed p. 46 Aug. 7

DIODES

Avalanche diode boost p. 44 May 15
 Backward diode plus FET detects low currents p. 95 Oct. 16
 Converter cuts start-up power, offers good regulation p. 72 Feb. 6
 Diode Isolator combines relay and lamp driver p. 72 May 1
 Diode's resistance variation stabilizes signal amplitudes p. 107 June 26
 Diodes provide noise immunity for monostable multivibrators p. 106 Jan. 9
 Diodes reduce cost of switching neon lamps p. 70 Feb. 6
 Fast pulse generator is temperature stable p. 70 Feb. 6
 GaAs bulk oscillators stir millimeter waves p. 91 June 12
 GaAs packs more power p. 48 Sept. 4
 Impatt's impact p. 52 May 29
 Instant commands trigger monostable tunnel diode p. 109 Feb. 20
 IC's in action, part 7: Cutting costs on the factory floor p. 114 Sept. 18
 Japanese technology III: Optoelectronics goes digital p. 117 Dec. 11
 Low temperature triggers diode relaxation oscillator p. 90 Aug. 21
 Low voltage supply produces good regulation at low cost p. 91 Jan. 23
 Magnetic resonance limits zener diode current p. 97 Dec. 11
 Mesa structure quiets Impatt p. 163 Aug. 21
 Schottkys in hi-fi p. 47, June 26
 Single diode reduces ripple in d-c power supply p. 95 Oct. 16
 Sputtering diodes . . . and selling them, too p. 44 Aug. 7
 Suppressing space charge improves Gunn effect—LSA mode p. 127 Feb. 6
 Tv camera tube designed with discrete photodiodes p. 58 Mar. 6
 Time delay stretched with new bias scheme p. 72 Oct. 30
 Two diodes remove pulse-width limitation p. 105 June 12
 Zener diodes control amplitude stretching p. 83 July 10
 Zener diodes convert signals from digital to analog p. 112 Feb. 20

DISPLAYS

Air Force: On display p. 46 July 10
 Automatic map p. 54 June 26
 Better red p. 44 June 12
 Computer-aided design, part II; Drawing board for IC's p. 83 Sept. 4
 Concorde navigation computer-controlled display system p. 210 June 26
 Diode Isolator combines relay and lamp driver p. 72 May 1
 Do-it-yourself display brightens the outlook for low-cost CAD p. 120 Oct. 16
 Graphic displays—Solid-State Circuits Conference p. 123 Feb. 6
 Market view: Trans-Jet, for displaying market transactions p. 52, Jan. 9
 . . . moving light: light-emitting arrays for alphanumeric image display or as a scanning light detector p. 44 Oct. 16
 Operational visual display reservations system p. 54 Oct. 16
 Photocomposing system
 A picture worth a thousand words p. 113 Apr. 3
 Generating characters with Linotron p. 122 Apr. 3
 Right perspective: Visual flight simulator p. 43 Oct. 16
 Scanning sleuth: Research on blood cells and the elusive chromosome p. 53 Feb. 20

Stock taker p. 58 Nov. 13
 Unchanging picture . . . Image display can hold a picture for relatively long periods p. 44 Oct. 16

E

EDITORIALS

. . . And one to be applauded p. 23 Oct. 2
 The battle lines are drawn p. 23 Oct. 30
 Cracked crystal ball p. 23 Aug. 21
 Credibility gap in hiring p. 23 Mar. 6
 Detour p. 23 June 26
 A dim picture p. 23 May 29
 Disappointing three months p. 23 Apr. 3
 Discovering technology p. 23 Jan. 9
 Engineers abroad flee . . . to put ideas to work p. 23 Mar. 20
 France—Closing the door on progress p. 23 May 1
 Frightening testimony p. 23 Aug. 7
 In search of a scapegoat p. 23 May 15
 IC's change the industry . . . and the engineers' role p. 23 Apr. 17
 A lamentable decision p. 23 Oct. 2
 Mergers sound warning p. 23 Apr. 3
 The near miss . . . and how to avoid it p. 23 June 12
 No mutual benefit p. 23 Sept. 18
 A "no" vote on Nike X p. 23 Feb. 20
 Nothing automatic about growth p. 23 Feb. 6
 Partners in progress: doctor and engineer p. 23 July 10
 Special-interest education p. 23 Nov. 13
 Television rerun—in color p. 23 Nov. 27
 Transferring technology p. 23 Jan. 23
 Typical day at an airline p. 23 Feb. 24
 Victims of circumstance p. 23 July 20
 Where blame should go p. 23 May 15
 Who's to judge? p. 23 Oct. 16

ELECTRON BEAMS

Electron-beam techniques for welding the thousands of connections in ferrite-core memory stacks for System 360 computers p. 35 Feb. 6
 Wide pure wafers: method of growing silicon crystals use electron beam heating p. 45 May 29

F

FIELD EFFECT TRANSISTORS

Backward diode plus FET detects low currents p. 95 Oct. 16
 Batch testing speeds bolometer curve generation p. 116 Aug. 7
 Best of two worlds: MOS-BI p. 41 Oct. 16
 Fast-moving FET's can outpace rivals p. 122 Nov. 13
 Feedback loop stabilizes FET oscillator p. 97 Sept. 4
 FET boosts impedance of d-c feedback amplifier p. 98 Oct. 16
 FET cuts down crystal loading p. 111 Sept. 18
 FET source follower enhances single-sideband p. 106 Sept. 18
 Frozen FET's p. 42 Apr. 3
 Gallium arsenide FET's outperform conventional silicon MOS devices p. 82 June 12
 Gate of Bell: A way to ease production of insulated-gate field-effect transistors p. 44 Aug. 21
 MOS FET amplifier provides almost infinite impedance p. 88 July 24
 MOS FET takes the push out of elevator push button p. 70 Oct. 30
 MOS phase-lift controller cuts motor hunting p. 97 Oct. 2
 Multivibrator provides short pulses, wide spacing p. 98 Apr. 3
 Multivibrator sensitivity improved by MOS FET's p. 96 Dec. 11
 Nomograms pick FET biasing values p. 93 Apr. 3
 Operational amplifier gain varied by FET chopper p. 98 Oct. 2
 Stable low frequencies with FET-bipolar pairs p. 105 Jan. 9
 Taking the measure of FET transconductance p. 88 Apr. 3

FILTERS

Charting a speedy path to active filters p. 76 May 15
 Choking up on LC filters p. 93 Aug. 21
 Detecting a signal digitally p. 82 Mar. 20
 Digital filters with IC's boost Q without inductors p. 91 July 24
 Do-it-yourself filters—Ninactors p. 40 Jan. 23
 H-shaped resonators signal upturn in tone telemetering p. 99 Oct. 2
 Voltage-tuned oscillator measures filter cutoff p. 110 June 26

INDUSTRIAL ELECTRONICS

Australian industry says make it at home p. 180 Aug. 7
 Automatic draftsman: Engineering Graphics System p. 44 May 15
 Automatic—Built-in mother-in-law p. 48 May 15
 Automotive—Car cards p. 56 Mar. 20
 Automotive—Car tests p. 54 Sept. 18
 Automotive—On track p. 54 Sept. 18
 Automotive—Over the shoulder p. 56 Mar. 20
 Automotive—Unijunction trigger boosts ignition reliability p. 107 Sept. 18
 Autonetics: LSI for sale p. 43 July 10
 Brokers put stock in electronics p. 137 Aug. 21
 Budget—Civilian electronics . . . and butter p. 141 Feb. 6
 China's three-way stretch p. 129 Aug. 21
 Crime fighting in real time p. 149 Dec. 11
 Crime fighting—Laromen's bounties lure electronics firms p. 105 May 1
 Electronic markets 1967 p. 140 Jan. 9
 European market report p. 71 Dec. 25
 Federal budget: Escalating the economy p. 131 Feb. 6
 FBI wants central data-processing center for fingerprints p. 50 July 10
 Fingerprints in 3-D—holographic techniques p. 52 Mar. 20
 Friden looks for pot of gold at end of electronics rainbow p. 217 Mar. 6
 Hands across the sea p. 52 Dec. 11
 IEEE committee to keep an eye on the FCC p. 54 Apr. 3
 Market view: Trans-Jet, for displaying market transactions p. 52 Jan. 9
 Mix and match p. 46 Oct. 30
 Motorola rollback p. 54 Mar. 20
 New York—Getting it on the road p. 56 May 29
 New York City's traffic control system: Still out of control p. 54 Apr. 17
 1967's rosy outlook: bloom's gone p. 149 Apr. 17
 Now hear this: numeric speech translation system for the Post Office p. 52 June 26
 Omega system—Great expectations p. 50 Mar. 20
 Photocomposing system
 A picture worth a thousand words p. 113, Apr. 3
 Generating characters with Linotron p. 122 Apr. 3
 Population census by mail to be read by high-speed optical scanning devices p. 64 Feb. 20
 Post Office cancels old ways p. 151 Oct. 16
 President Johnson proposes several programs p. 52 Jan. 23
 Printing—Latest word in printing spells new electronics market p. 137 May 29
 Railroads on the automation track p. 168 Jan. 9
 Reclamation project for tantalum scrap p. 58 Dec. 11
 Robots are ready to grapple with dirty jobs in factories p. 165 Mar. 20
 Sales in the first quarter: on balance p. 38 May 1
 A sense of safety p. 52 Nov. 27
 Sound waves to dry fine particles of coal p. 56 Jan. 9
 Staying put: floating oil rig p. 38 Aug. 21
 Stock taker p. 58 Nov. 13
 Texas Instruments Inc.: shakeup at TI p. 33 Feb. 6
 Turnaround in Phoenix—Motorola Inc. p. 50 Apr. 17
 Type casting—photographic typesetter p. 34 Feb. 6
 Varian variegates p. 47 May 29
 Voting system order placed by Los Angeles County p. 52 Oct. 2
 Wider horizons for numerical control p. 125 June 26
 Machining it right the first time p. 127 June 26
 Eyeing new applications p. 132 June 26
 World's fastest typesetting machine, Linotron put to work p. 54 Oct. 16
 Xerox: Updraft p. 48 May 15

INDUSTRIAL ELECTRONICS

See also Communications, Computers, Integrated Electronics, Recorders, Television

INSTRUMENTS

Capacitors sensor monitors stored liquid levels p. 71 Oct. 30
 Chronometer expands pulses to measure nanosecond intervals p. 108 Jan. 23
 Close look in 3D: microscopic techniques being refined for nondestructive screening p. 46 Sept. 18

Control automatically turns electrical equipment back on once power is restored following an electric power failure p. 42 Feb. 6
 Counter-timer: Frequencies a la carte, p. 163 Sept. 4
 Delay line speeds r-f testing p. 94 Nov. 13
 Digital pulse-taking p. 62 May 1
 Digital timing provides frequency-sensitive relay p. 94 Sept. 4
 Electronic markets 1967: Widening range of applications boosts sales of instruments p. 142 Jan. 9
 Gain-multiplied capacitance generates ramp waveform p. 130 Mar. 6
 Infrared exposes hidden circuit flaws p. 100 Apr. 3
 Instruments for failure analysis p. 97 Jan. 23
 Makers are measuring up to systems engineering standards p. 161 Apr. 17
 MOS scrutinizes MOS: Autonetics' tester p. 47 May 29
 Outside looking in p. 50 Oct. 30
 Permanent-magnet motor measures its own speed p. 84 May 29
 Potentiometer turns flip-flop into an adjustable trigger p. 95 Sept. 4
 Push-pull capacitors multiply input voltage p. 101 Nov. 13
 Relay actuator produces one-hour pulses p. 100 Nov. 13
 Single-handed writing of alphanumeric figures p. 54 Mar. 20
 Single-shot multivibrator has zero recovery time p. 83 Nov. 27
 Smog patrol p. 42 May 1
 Stop-action recording of fleeting signals p. 110 Nov. 27
 Strain-gage readouts go all-electronic p. 211 Sept. 18
 Support gear rides a roller coaster p. 163 Jan. 9
 Troubleshooting: The heat's on—infrared detecting system enables speedy repair of faulty circuit by indicating the failure's cause p. 105 Apr. 3

INTEGRATED ELECTRONICS

Aerospace system for computer-aided design based on a dual set of computer codes for circuit analysis p. 35 June 12
 Another Epic chapter: Motorola's new Epic-G approach prefers glass p. 43 Apr. 3
 Army contracts for artillery proximity fuses incorporating IC's p. 55 July 10
 Autonetics: LSI for sale p. 43 July 10
 Batch packaging speeds system assemblies of IC's p. 139 Apr. 3
 Best of two worlds: MOS-BI p. 41 Oct. 16
 Boosting IC's: Interferometer-equipped masking cameras p. 47 Apr. 17
 Built-in sensors stabilize IC p. 237 Feb. 20
 Charge storage lights the way for solid-state image sensors p. 75 May 1
 Charting a speedy path to active filters p. 76 May 15
 Complementary samples p. 48 Apr. 17
 Computer-aided design, part 9: A model approach to IC's p. 56 May 1
 Computer-aided design, part 11: Short cuts to IC's and p-c board p. 70 Sept. 4
 Computer-aided design, part 11: Taking the puzzle out of p-c design p. 72 Sept. 4
 Computer-aided design, part 11: Drawing board for IC's p. 83 Sept. 4
 Computer-aided design, part 11: Generating IC masks automatically p. 88 Sept. 4
 Computer-aided design moves into the spotlight with large scale integration and microwave IC's p. 123 Feb. 6
 Consumer electronics firms entertain the possibility of using more IC's p. 123 Sept. 4
 Designing for the worst of worst cases—nuclear war p. 99 Aug. 21
 Dielectric bath promotes togetherness in IC's p. 123 Apr. 17
 Digital filters with IC's boost Q without inductors p. 91 July 24
 Digital IC's shrink reversible counter p. 96 Oct. 16
 Electronics markets 1967: Surge in semiconductors p. 130 Jan. 9
 Extending IC technology to microwave equipment p. 112 Mar. 20
 Facing up to the chip: coplanar integration p. 37 July 24
 Flip-chips emerge p. 49 Feb. 20
 Friden looks for pot of gold at end of electronics rainbow p. 217 Mar. 6
 Frozen FET's p. 42 Apr. 3
 General Motors pulls ahead—builds its own IC voltage regulator for 1968 Pontiacs but can't find second sources p. 137 Oct. 2
 Germanium IC's p. 60 Mar. 6
 Golden Isolation p. 46 Oct. 16

Hewlett-Packard's do-it-yourself IC's p. 155 June 26

Hi-fi sets: the sweet sound of IC's p. 41 Aug. 7

High threshold logic (HTL) circuits: Raising the noise barrier p. 42 June 12

Hot tip on IC's: Soldering p. 48 Mar. 6

In the cards p. 35 May 1

Inside look p. 33 May 1

Instruments for failure analysis p. 97 Jan. 23

IC: it's not the cost . . . but how much it can save p. 66 Oct. 30

IC amplifier serves as stable current source p. 131 Mar. 6

Integrated circuit drives neons directly p. 99 Nov. 13

IC counter field—all in the family p. 50 Feb. 20

IC-equipped calculator—Uncalculated risks keep calculator on the shelf p. 231 Mar. 6

IC operational amplifiers makes supply short-circuit proof p. 106 Sept. 18

Integrated circuits in action, part 4: Postmortems prevent future failures p. 92 Jan. 23

Integrated circuits in action, part 5: In search of the ideal logic p. 149 Mar. 6

Integrated circuits in action, part 6: Shrinking a military calculator p. 76 May 29

Integrated circuits in action, part 7: Cutting costs on the factory floor p. 114 Sept. 18

Integrated circuits in action, part 8: Finding a moving target from a moving airplane p. 58 Dec. 25

IC's isolation techniques survey p. 91 Mar. 20

A challenge: to integrate and isolate p. 91 Mar. 20

IC isolation: options offered p. 93 Mar. 20

Getting the most out of circuits with dielectric isolation p. 97 Mar. 20

IC's price slash p. 50 Feb. 20

IC's push at Chicago IEEE Spring Conference on Broadcast & Television Receivers p. 38 June 12

IC's ribbons—Flip-chip strip p. 36 July 24

IC's sound better—stereo receiver with two IC's p. 41 Jan. 23

IC's stalled for automotive application p. 46 June 26

Integrated gates form fast monostable multivibrator p. 108 June 26

Integrating space telemetry systems with compatible thin films on silicon p. 111 June 26

Interest in microwave IC's is growing p. 56 June 26

Intersecting waveforms trigger peak detector p. 69 May 1

Ion-implantation process applied to production of integrated circuits p. 40 May 15

Japan's calculated risk—Hayakawa will try to neutralize the basic patent on IC's held by Texas Instruments p. 157 Sept. 18

Large-scale integration p. 123 Feb. 20

LSI: the technology converges p. 123 Feb. 20

The effect on systems design p. 130 Feb. 20

Active memory calls for discretion p. 143 Feb. 20

Customizing by interconnection p. 157 Feb. 20

Computer accelerates design p. 166 Feb. 20

Silicon-on-sapphire for freedom and flexibility p. 171 Feb. 20

Slow, but small, may win the race p. 179 Feb. 20

LSI off the shelf p. 50 Nov. 27

Laser brightens the picture for IC mask-making camera p. 119 Aug. 7

Linear IC's, part 1: Scrambling for linear IC business p. 89 Aug. 7

Linear IC's, part 1: Design ingenuity is the key to success p. 100 Aug. 7

Linear IC's, part 1: Hybrid technology wins a foothold p. 107 Aug. 7

Linear IC's, part 2: Heart of the matter p. 78 Aug. 21

Linear IC's, part 2: Power grab by linear IC's p. 81 Aug. 21

Linear IC's, part 3: Differential amplifiers at work p. 96 Sept. 18

Linear IC's, part 4: Inside the operational amplifier p. 86 Oct. 10

Linear IC's, part 4: Foggy 'specs' blur designs p. 91 Oct. 16

Linear IC's, part 5: Ins and outs of op amps p. 84 Nov. 27

Linear IC's, part 5: The power of negative feedback p. 87 Nov. 27

Logic IC's don't live alone p. 162 Mar. 6

Low-cost digital IC performs linear functions p. 86 July 24

Low-cost IC's improve 45-Mhz i-f amplifier p. 88 Mar. 20

Mask program p. 46 Mar. 20

Micropower redundant circuits correct errors automatically p. 66 Feb. 6

Microstrip plus equations adds up to fast designs p. 109 Oct. 2

Microwave Associates challenging Texas Instruments; Naval Air Command contracts for molecular airborne integrated radar p. 40 July 24

Microwave IC's come of age p. 107 Oct. 30

Mix and match p. 46 Oct. 30

MOS scrutinizes MOS: Autonetics' tester p. 47 May 29

Model kit for masks: set of decalcomanias to design circuits p. 46 May 29

Monolithic IC techniques produce first all-silicon X-band switch p. 76 Jan. 23

Monolithics: ingenious pattern-makers meet the challenge p. 94 Aug. 7

Neat trim: sensor trims resistors p. 50 Nov. 13

Numbers game comes to naught p. 217 Feb. 20

Off-the-shelf IC's in new counter p. 154 Aug. 21

Off-the-shelf linear IC's p. 52 Aug. 7

Passive elements: a contrast of IC structures p. 110 Aug. 7

The perfect bond: multifunction assemblies of IC chips for military systems p. 41 Jan. 9

Philco-Ford Corp.'s complex linear IC's p. 48 July 10

Plated-wire memories: Univac's bet to replace toroidal ferrite cores p. 101 May 15

Power grab by linear IC's p. 81 Aug. 21

Problems of heat removal chill progress in IC's p. 129 Sept. 18

Programmable logic arrays—cheaper by the millions p. 90 Dec. 11

Reliability symposium: unsafe at any bias p. 40 Jan. 23

RTL slows the response, but boosts IC comparator p. 117 Aug. 7

Resourcefulness brings linear IC's from obscurity into the marketplace p. 125 July 10

Retreading bad IC's p. 44 Sept. 18

Silicon-on-sapphire transistors point way to microwave IC's p. 106 Mar. 20

A simple way to count with IC's p. 99 Apr. 3

Sony scores with IC for small radio p. 177 Apr. 3

Sputtered oxides form thin-film thermistor—IEEE Show p. 125 Mar. 6

Stochastic computer thrives on noise p. 72 July 10

Support gear rides a roller coaster p. 163 Jan. 9

Testing on the run: Integrated circuits' automatic in-line testing and sorting p. 47 Mar. 6

Third generation IC packaging techniques p. 39 May 15

Through thick and thin p. 38 Jan. 23

Two flatpacks furnish pulses for IC testing p. 107 June 26

Understanding IC logic p. 158 Mar. 6

Western firms banking on IC's p. 155 Aug. 7

Wide-pure wafers: Method of growing silicon crystals uses electron beam heating p. 45 May 29

Wider horizons for numerical control p. 125 June 26

Machining it right the first time p. 127 June 26

Eyeing new applications p. 132 June 26

The worrisome IC—Commentary p. 23 Sept. 4

The Year of the IC—IEEE show p. 116 Mar. 6

Price of meter drops near predicted level p. 117 Mar. 6

Frequency synthesizer breaks price barrier p. 118 Mar. 6

"Unusual marriage"; Constancy, variation p. 119 Mar. 6

Plug-in modules for blue-collar job p. 121 Mar. 6

TI backs bet on TTL with two new series p. 121 Mar. 6

Norden is putting zip in tailored IC service p. 123 Mar. 6

Mechanical approach short circuits c-s's p. 124 Mar. 6

Sputtered oxides from thin-film thermistor p. 125 Mar. 6

Test display uses IR missile scanner p. 127 Mar. 6

Coil winder plus tape gives speed, accuracy p. 128 Mar. 6

Fast, low-cost testing with limit comparator p. 129 Mar. 6

LASERS

Air Force's three in-one-mission laser system p. 44 Oct. 30

Argon laser p. 64 Feb. 20

Articulated arm makes it easier for surgeons to use a laser beam as a scalpel p. 48 May 15

Attractive memory: EuO film laser memory p. 45 Sept. 18

Beating the heat in injection lasers p. 125 Nov. 13

Boosting IC's: interferometer-equipped masking cameras p. 47 Apr. 17

Carbon dioxide shows gains p. 37 Jan. 23

Digital holograms produced from mathematical terms dictated to a computer p. 52 Apr. 3

Drawing a line between laser signal power and noise p. 84 May 15

Fingerprints in 3-D: Holographic techniques p. 52 Mar. 20

Get the picture—continuous-wave laser radar p. 48 Nov. 27

High-power GaAs p. 38 Jan. 23

Hologram camera p. 40 Feb. 6

Holographic tv dispute: Siegel resigns as president of Conductron Corp. p. 62 Feb. 20

How high the sea: Laser scanning system for ocean's surface p. 40 Apr. 3

Japanese technology III: Optoelectronics goes digital p. 117 Dec. 11

Laser brightens the picture for IC mask-making camera p. 119 Aug. 7

Laser group p. 61 Nov. 13

Laser gyro eyed p. 38 May 15

Laser system to track reflector-equipped satellites p. 50 May 29

Laser users blind to danger p. 47 June 26

Light touch: Prototype production line balancing system is for turbine spools p. 54 Sept. 18

Light track: Continuous-wave doppler-type laser radar p. 39 Oct. 10

Little laser, big future—IBM's new laser is unusual in many respects p. 35 July 24

New dimension for interferometry—Holographic interferogram p. 88 May 15

On the beam—Laser welder for small millimeter wave klystrons p. 54 June 26

Pulsed ruby laser to detect jet exhausts being tested p. 55 July 10

Righter light: New breed of pump lamp p. 44 Sept. 18

Single frequency: Continuous-wave CO₂ laser p. 54 Mar. 6

Sliced laser allows coolant to flow across the faces rather than around them p. 33 June 12

Take-apart laser p. 56 Dec. 11

Tuning a laser p. 44 Aug. 7

Unmasked: laser-operated IC masking camera project abandoned p. 45 Dec. 11

M

MAGNETICS

All-magnetic computer: strong attraction p. 48 Mar. 20

Cryoelectric memory: Cool memory's hot p. 39 Apr. 3

Cryoelectric memory system: Taking cryoelectric memories out of cold storage p. 111 Apr. 17

Flip side: Way to record on both sides of magnetic tape p. 50 Sept. 18

Nomograms solve tough problems of shielding p. 92 Apr. 17

Plated-wire memories: Univac's bet to replace toroidal ferrite cores p. 101 May 15

MANPOWER

Electronics engineers are fair game p. 211 Mar. 6

Follow the leader: National Semiconductor Corp. grabs five top executives of Fairchild p. 45 Mar. 6

Koort, Ants, Russian electronics engineer: Exchanging a viewpoint p. 153 June 12

Overseas recruitment by U.S. electronics firms stepped up—no wane in brain drain p. 171 Mar. 20

Raiding the Pentagon p. 49 Mar. 6

Westinghouse Electric Co.'s Molecular Electronics Div. change of command p. 48 May 15

Xerox Corp. and EOS Inc.—executive suite p. 35 May 1

MEDICAL ELECTRONICS

Articulated arm makes it easier for surgeons to use a laser beam as a scalpel p. 48 May 15

Diagnostic chair p. 42 May 1

Doctoring the illness: glass-fiber torso p. 44 June 12

EKG by phone p. 60 Mar. 6

Electronic markets 1967: heading for a \$266 million year with basics and automated time savers p. 141 Jan. 9

Electronics in medicine, part 1: Rx for medical instrumentation: realism, patience, communication p. 96 July 10

Electronics in medicine, part 1: Collecting the body's signals p. 103 July 10

Electronics in medicine, part 2: The widening impact of computers p. 103 July 24

Electronics in medicine, part 2: Making informed decisions p. 108 July 24

Electronics in medicine, part 2: A total-systems approach p. 111 July 24

Electronics in medicine, part 3: Helping hands p. 125 Aug. 7

Electronics in medicine, part 3: Vigilant machines p. 132 Aug. 7

Electronics in medicine, part 3: More than an ounce of prevention p. 134 Aug. 7

The good old ways p. 48 Nov. 13

Heart assist pumps: timing circuit works off a single measurement p. 38 Feb. 6

Heartfelt power: Sound waves generated by the beating heart provide power p. 45 Jan. 9

Light touch: electromechanical hand p. 38 May 1

Magnified x-rays p. 48 Mar. 6

Scanning sleuth: research on blood cells and the elusive chromosome p. 53 Feb. 20

Scope monitor called the Cardion p. 50 Aug. 7

Sound eye p. 52 Feb. 20

Sound thinking: hearing-test equipment p. 47 Dec. 11

Spark of life—checking battery performance p. 46 Nov. 27

Touching scene: Tactile image conversion, dot-by-dot sketch on a selected area of skin p. 44 July 10

MEMORIES See Computers

MICROELECTRONICS See Integrated Electronics

MICROWAVES

Cold-cathode emitters p. 54 Mar. 6

Computer-aided design moves into the spotlight with large-scale integration and microwave IC's p. 123 Feb. 6

Electronics markets 1967: Expanding markets seen for telemetry mobile radio, microwave and tv gear p. 146 Jan. 9

Electronic markets 1967: Industry seeks new markets as microwave sales climb p. 148 Jan. 9

Extending IC technology to microwave equipment p. 112 Mar. 20

GaAs packs more power p. 48 Sept. 4

Japanese technology IV: Gunn devices are on target—but short of a bull's-eye p. 125 Dec. 11

A maser that works in radar by avoiding saturation p. 115 June 12

Microstrip plus equations adds up to fast designs p. 109 Oct. 2

Microwave computer p. 58 Mar. 6

Microwave IC's come of age p. 107 Oct. 30

Microwave mixing and detecting p. 123 Nov. 13

Monolithic IC techniques produce first all-silicon X-band switch p. 76 Jan. 23

Silicon-on-sapphire transistors point way to microwave IC's p. 106 Mar. 20

Worldwide look at the Gunn effect p. 134 Mar. 6

MILITARY ELECTRONICS

Air Force: Automatic map p. 54 June 26

Air Force: Connector statistical testing—strengthening a link . . . p. 39 Aug. 21

Air Force: Litton's loss p. 42 Jan. 9

Air Force: On display—next-generation equipment for multicolored wall-size displays p. 46 July 10

Air Force: On-the-job training p. 50 June 26

Air Force: Quick-change technique converts monopulse radar into phased array p. 145 May 29

Air Force: Shrinking a military calculator p. 76 May 29

Air Force: System link p. 56 Jan. 9

Air Force: Three-in-one mission—laser system p. 44 Oct. 30

Air Force: Watching the invisible enemy p. 100 May 29

Air Force chooses IBM to supply more than 100 computers to perform routine management functions at air bases p. 40 May 1

Air Force contract for FPS-95 an over-the-horizon radar p. 56 Sept. 18

Air Force contracts for phased-array antennas p. 42 July 24

Air Force Mirage (microelectronic indicator for radar ground equipment)—the slim look p. 48 July 10

Air Force moving to get its own satellite navigation system for supersonic jets: where are (were) we? p. 40 Aug. 21

Air Force's acoustic bullet detector for helicopters: Ears to see with p. 52 Apr. 17

Air Force's Locating flight testing: \$25,000 inertial system still a will-o-the-wisp p. 131 July 10

Air traffic cop eyes 'bandits', too p. 111 Oct. 16

Army: Down-to-earth Army antenna p. 111 Aug. 21
 Army contracts for artillery proximity fuses incorporating IC's p. 55 July 10
 Army helicopter repairmen: Troubleshooting in trouble spots p. 137 Jan. 23
 Army is testing a passive infrared intrusion detector p. 48 May 29
 Army uses grenade launcher to lift antennas into tree tops p. 50 Oct. 2
 Army's lightweight command link for surface-to-air missiles quickly repaired p. 34 June 12
 Army's Limited War Laboratory in Maryland: Jungle fighters on Chesapeake Bay p. 153 Jan. 23
 Army's Mohawk proves a good scout p. 147 May 15
 Australian industry says make it at home p. 180 Aug. 7
 Calling the shots: Rascore radar p. 50 Oct. 16
 Closed-circuit tv—G-2 role for tv p. 52 Apr. 3
 Designing for the worst of worst cases—nuclear war p. 99 Aug. 21
 Electronics markets 1967: Pentagon stresses tactical gear to meet needs of Vietnam conflict p. 135 Jan. 9
 Equivalent circuits estimate damage from nuclear radiation p. 73 Oct. 30
 Federal budget: Billions for defense p. 131 Feb. 6
 Helicopter-borne formation-flight simulator—View from above p. 56 Apr. 17
 Integrated circuits in action, part 8: Finding a moving target from a moving airplane p. 58 Dec. 25
 Jungle communications . . . do you read me? p. 52 Mar. 6
 Know your enemy—Altair p. 50 Mar. 6
 Lasers—carbon dioxide shows gains p. 37 Jan. 23
 Long-term R&D goes on short rations: Vietnam slowing the flow of Pentagon funds p. 145 Oct. 16
 Mallard's golden eggs p. 153 May 15
 Naval Air Command contracts for molecular airborne integrated radar p. 40 July 24
 Navy: Getting warmer p. 44 Oct. 30
 Navy—millimeter-wave communication system: Tiny waves for Navy p. 45 Nov. 27
 Navy: Out of the deep p. 43 Oct. 30
 Navy: Polaris/Poseidon submarine navigation system p. 42 Feb. 6
 Navy: Poseidon fleet ballistic missile flight-test: nothing borrowed p. 48 June 26
 Navy asks Litton to design an LSI model of the AN/AWS-27 digital data link p. 42 Oct. 2
 Navy checks bearings—navigation equipment of surface fleet p. 41 Apr. 3
 Navy names second company for torpedo project p. 45 July 10
 Navy's concept Mincoms system in Project A—New airborne antisubmarine warfare system p. 40 Aug. 21
 Navy's ILAAS computer—fly by the numbers p. 42 Oct. 16
 Navy's navigation satellite for shipboard receivers: going commercial p. 48 Aug. 7
 Navy's Omega navigation receiver procurement p. 48 July 10
 Navy's Omega system—Great expectations p. 50 Mar. 20
 Navy's Standard missile: unstoppable shot? p. 52 Apr. 17
 Navy's system, called VAST for versatile avionics shop test: vastly important p. 42 Aug. 21
 Navy trainer: Down to the sea in simulators p. 113 May 1
 Nike X system: Thin Nike, fat orders p. 146 Oct. 2
 Nonprofit Institute for Defense Analyses—Lending a hand to the Pentagon p. 155 June 12
 Norad's computers get all the facts p. 113 Feb. 20
 Out in the cold—RCA dropped from R-13 projects p. 39 Oct. 2
 Over and out—gear for ground forward air controllers in Vietnam hasn't been a complete success for the military p. 46 July 10
 Sam-D surfacing p. 54 Feb. 20
 Sea dogs' seeing eye p. 211 Feb. 20
 Service rivalry: "testing extra" p. 43 Jan. 9
 Simulated zap for research p. 46 July 24
 Support gear rides a roller coaster p. 163 Jan. 9
 Tacsat backpack p. 41 Apr. 3
 Tactical phased-array radar gets closer to the field p. 172 Jan. 9
 Terrain-following radar that doesn't scan continuously p. 131 Apr. 3
 Touch and go: Air Force push-button switching system for missile launching p. 44 Jan. 9
 Tri-service program aimed at developing electronic equipment that almost never needs repairs p. 40 Aug. 21

Two good lightweight troposcatter communications units p. 40 July 24
 Vietnam: Drawing the line—wall of barbed wire and sophisticated sensors p. 52 Sept. 18
 Who goes there?: Intrusion detection devices for Vietnam, Weed and Seed p. 46 Aug. 7

O

OPTOELECTRONICS

Brush off p. 45 Dec. 11
 Catching up in optoelectronics p. 235 Aug. 7
 Close look in 3D: microscopic techniques being refined for nondestructive screening p. 46 Sept. 18
 Fiber optics system that tell motorists if outside lights are working p. 52 Jan. 23
 Get the picture—continuous-wave laser radar p. 48 Nov. 27
 Hot spot storage p. 50 Nov. 13
 How high the sea: laser scanning system for ocean's surface p. 40 Apr. 3
 Japanese technology III: Optoelectronics goes digital p. 117 Dec. 11
 Laser users blind to danger p. 47 June 26
 Population census by mail to be read by high-speed optical scanning devices p. 64 Feb. 20

P

PACKAGING

Batch packaging speeds system assemblies of IC's p. 139 Apr. 3
 Dielectric bath promotes togetherness in IC's p. 123 Apr. 17
 Facing up to the chip: coplanar integration p. 37 July 24
 Flip-chips emerge p. 49 Feb. 20
 Honeywell's Micpak p. 41 Jan. 9
 IC counter field: All in the family p. 50 Feb. 20
 IC ribbons: Flip-Chip strip p. 36 July 24
 Large-scale integration—report p. 123 Feb. 20
 LSI: the technology converges p. 123 Feb. 20
 The effect on systems design p. 130 Feb. 20
 Active memory calls for discretion p. 143 Feb. 20
 Customizing by interconnection p. 157 Feb. 20
 Computer accelerates design p. 166 Feb. 20
 Silicon-on-sapphire for freedom and flexibility p. 171 Feb. 20
 Slow, but small, may win the race p. 179 Feb. 20
 Multilayer IC cards in the Poseidon's fire-control and guidance system p. 35 May 1
 The perfect bond: multifunction assemblies of IC chips for military systems p. 41 Jan. 9
 Plastics for packaging: Handle with care p. 101 Apr. 17
 Problems of heat removal chill progress in IC's p. 129 Sept. 18
 Second front for semiconductors—functional solid state packages for applications in consumer, industrial, and military markets p. 148 June 26
 Third generation IC packaging techniques p. 39 May 15

PRODUCTION TECHNIQUES

Another Epic chapter—Motorola's new Epic-G approach prefers glass p. 43 Apr. 3
 Batch packaging speeds system assemblies of IC's p. 139 Apr. 3
 Boosting IC's interferometer-equipped masking cameras p. 47 Apr. 17
 Clean rooms: super clean p. 58 Feb. 20
 Coil winder plus tape gives speed, accuracy—IEEE show p. 128 Mar. 6
 The cold touch—cold substrate-deposition technique p. 41 Oct. 2
 Designing for the worst of worst cases—nuclear war p. 99 Aug. 21
 Dielectric bath promotes togetherness in IC's p. 123 Apr. 17
 Facing up to the chip: coplanar integration p. 37 July 24
 Flip-chips emerge p. 49 Feb. 20
 Gate of Bell: a way to ease production of insulated-gate field-effect transistors p. 44 Aug. 21
 General Micro-electronics' IC-equipped calculator—Uncalculated risks keep calculator on the shelf p. 231 Mar. 6
 Golden isolation p. 46 Oct. 16
 Hot gear p. 61 Nov. 13
 IC counter field: All in the family p. 50 Feb. 20
 IC overseer p. 52 Nov. 13
 IC ribbons: Flip-Chip strip p. 36 July 24
 Integrated circuits in action: Part VII Cutting costs on the factory floor p. 114 Sept. 18

Ion-implantation process applied to production of IC's p. 40 May 15
 Large-scale integration—report p. 123 Feb. 20
 LSI: the technology converges p. 123 Feb. 20
 The effect on systems design p. 130 Feb. 20
 Active memory calls for discretion p. 143 Feb. 20
 Customizing by interconnection p. 157 Feb. 20
 Computer accelerates design p. 166 Feb. 20
 Silicon-on-sapphire for freedom and flexibility p. 171 Feb. 20
 Slow, but small, may win the race p. 179 Feb. 20
 Light touch: prototype production line balancing system is for turbine spools p. 54 Sept. 18
 Mask program p. 46 Mar. 20
 Memory on a chip: a step toward large-scale integration p. 92 Feb. 6
 Mix and match p. 46 Oct. 30
 Monolithic IC techniques produce first all-silicon X-band switch p. 76 Jan. 23
 Norden is putting zip in tailored IC service—IEEE show p. 123 Mar. 6
 On the beam—laser welder for small millimeter wave klystrons p. 54 June 26
 Out in the cold—RCA dropped from R-13 projects p. 39 Oct. 2
 The perfect bond: multifunction assemblies of IC chips for military systems p. 41 Jan. 9
 Plastics for packaging: handle with care p. 101 Apr. 17
 Programmable logic arrays—cheaper by the millions p. 90 Dec. 11
 Retreading bad IC's p. 44 Sept. 18
 Robots are ready to grapple with dirty jobs in factories p. 165 Mar. 20
 Second front for semiconductors—functional solid state packages for applications in consumer, industrial, and military markets p. 148 June 26
 Silicon-on-sapphire transistors point way to microwave IC's p. 106 Mar. 20
 Soldering—Hot tip on IC's p. 48 Mar. 6
 Sputtering diodes . . . and selling them, too p. 44 Aug. 7
 Sputtering modules plug into line p. 183, Apr. 3
 Square holes seek peg p. 35 Feb. 6
 Take-apart laser p. 56 Dec. 11
 Testing on the run: Integrated circuits' automatic in-line testing and sorting p. 47 Mar. 6
 Third generation IC packaging techniques p. 39 May 15
 Through thick and thin p. 38 Jan. 23
 Touch-tone testing—random-access computer-monitored process system p. 42 Sept. 4
 Vintage machine produces memories p. 88 May 1
 Weaving a braided memory that's fast and inexpensive p. 121 Sept. 18
 Wide, pure wafers: Method of growing silicon crystals uses electron beam heating p. 45 May 29
 Wider horizons for numerical control p. 125 June 26
 Machining it right the first time p. 127 June 26
 Eyeing new applications p. 132 June 26

R

RADAR

Air Force contract for FPS-95 an over-the-horizon radar p. 56 Sept. 18
 Air Force Mirage (microelectronic indicator for radar ground equipment)—The slim look p. 48 July 10
 Air traffic cop eyes 'bandits', too p. 111 Oct. 16
 Apollo radar views the moon p. 115 Jan. 23
 Army's Mohawk proves a good scout p. 147 May 15
 Automatic map—composite display—the landmarks superimposed on the radar video p. 54 June 26
 Calling the shots: Rascore radar p. 50 Oct. 16
 Electronic cops to monitor satellites p. 168 Apr. 3
 Fallout by default—NASA may be first to use a side-looking radar developed for the Army p. 46 Oct. 2
 Get the picture—continuous-wave laser radar p. 48 Nov. 27
 Integrated circuits in action, part 6: Shrinking a military calculator p. 76 May 29
 Integrated circuits in action, part 8: Finding a moving target from a moving airplane p. 58 Dec. 25
 Introspective radar p. 54 Dec. 11
 Know your enemy: Altair p. 50 Mar. 6
 Landing radar: settling on the moon p. 110 May 15

Light track: continuous-wave doppler-type laser radar p. 39 Oct. 2
 A maser that works in radar by avoiding saturation p. 115 June 12
 The matchmaker—Raskor p. 50 Oct. 30
 MERA solid state radar p. 48 May 15
 Naval Air Command contracts for molecular airborne integrated radar p. 40 July 24
 Post-Apollo programs: new radar system will map the planets and rescue astronauts p. 119 Jan. 23
 Quick-change technique converts monopulse radar into phased array p. 145 May 29
 Repairs needed: tri-service program aimed at developing electronic equipment that almost never needs repairs p. 40 Aug. 21
 SAM-D surfacing p. 54 Feb. 20
 Sensors—Watching the invisible enemy p. 100 May 29
 Solid-state radar circuits for molecular electronics radar applications p. 42 July 24
 Tactical phased-array radar gets closer to the field p. 172 Jan. 9
 Terrain-following radar that doesn't scan continuously p. 131 Apr. 3
 3-D radar to complement the beacon transponder system p. 36 June 12
 Who goes there?: Intrusion detection devices for Vietnam—Weed and Seed p. 46 Aug. 7

RECORDERS

Analog-decimal recorder: Second generation p. 45 June 26
 Burning up the track: Alpine recorder may record at 100 Mhz p. 46 Sept. 4
 Crash recorder that can record a 10-hour plane flight p. 54 Jan. 9
 Everyman's x-y recorder p. 170 Sept. 4
 Flip side: Way to record on both sides of magnetic tape p. 50 Sept. 18
 No moving parts—recorders that perform with an entirely different technique—electrostatic printing, or xerography p. 42 July 24
 Quiet playback with Dolby signal-to-noise stretcher p. 40 June 12
 Stop-action recording of fleeting signals p. 110 Nov. 27
 Tape duplicator p. 42 Feb. 6
 Tape recorder extra heads double recorder's capacity p. 184 Oct. 2
 Video recorders—see Television

S

SOLID STATE DEVICES

Best of two worlds: MOS-BI p. 41 Oct. 16
 Clean rooms: super clean p. 58 Feb. 20
 Complementary samples p. 48 Apr. 17
 Control voltage determines multivibrator pulse width p. 115 Aug. 7
 Dividing the frequency of an oscillator by 10 p. 98 Dec. 11
 Fairchild Camera & Instrument: reshaping Fairchild p. 44 July 24
 Fairchild Semiconductor's entry into MOS p. 40 Oct. 2
 Fairchild's fine Italian hand p. 135 Nov. 27
 GaAs bulk oscillators stir millimeter waves p. 91 June 12
 Glass semiconductor circuits: on the threshold of success p. 74 July 24
 Hot dice p. 46 Nov. 13
 IBM announces marketing of solid logic technology (SLT) circuits: So who's worried? p. 42 Aug. 21
 Ion implantation gets a shot in the arm p. 162 Aug. 7
 Isolated multiple oscillators provide wide frequency range p. 90 Apr. 17
 Japanese technology I: Small loss of 'face' yields big gain in semiconductors p. 108 Dec. 11
 II: Tailoring the device to suit the need p. 110 Dec. 11
 III: Optoelectronics goes digital p. 117 Dec. 11
 IV: Gunn devices are on target—but short of a bull's-eye p. 125 Dec. 11
 Large-scale integration p. 123 Feb. 20
 LSI: the technology converges p. 123 Feb. 20
 The effect on system design p. 130 Feb. 20
 Active memory calls for discretion p. 142 Feb. 20
 Customizing by interconnection p. 157 Feb. 20
 Computer accelerates design p. 166 Feb. 20
 Silicon-on-sapphire for freedom and flexibility p. 171 Feb. 20
 Slow, but small, may win the race p. 179 Feb. 20
 LSI off the shelf p. 50 Nov. 27
 The many facets of gallium arsenide p. 105 Nov. 13
 Gallium arsenide begins to keep its promises p. 106 Nov. 13

Special features make the difference p. 108 Nov. 13
 Crystals hold key to the future p. 110 Nov. 13
 An all-in-one process for building junctions p. 113 Nov. 13
 Film making: a delicate job p. 114 Nov. 13
 Getting dopants on the beam p. 116 Nov. 13
 An almost ideal substrate p. 117 Nov. 13
 Off to a good start p. 118 Nov. 13
 Narrow field for bipolars p. 119 Nov. 13
 Fast moving field effect transistors p. 122 Nov. 13
 Microwave mixing and detecting p. 123 Nov. 13
 Beating the heat in injection lasers p. 125 Nov. 13
 GaAs light era on the way p. 127 Nov. 13
 Two Gunn holdups slow microwave oscillators p. 129 Nov. 13
 LSA can come to mean large-size advantages p. 131 Nov. 13
 Bulk-effect boosting p. 132 Nov. 13
 Pulsating passages p. 133 Nov. 13
 Over the horizon, IC's p. 134 Nov. 13
 Metal oxide semiconductor circuit: you name it p. 134 May 1
 Model kit for masks: set of decalcomanias to design circuits p. 46 May 29
 Monostable multivibrator plus SCR yields chopper p. 88 Apr. 17
 MOS phase-shift controller cuts motor hunting p. 97 Oct. 2
 MOS scrutinizes MOS—Autonetics' tester p. 47 May 29
 Navy checks bearings—navigation equipment of surface fleet p. 41 Apr. 3
 Oscillator—'Unusual marriage': Constancy, variation—IEEE show p. 119 Mar. 6
 Oscillator synchronizes with pulses of any phase p. 96 Apr. 3
 Oscillator waits for switch to quiet down p. 103 Nov. 13
 Planar Gunn oscillator p. 44 Aug. 21
 Plastic semiconductors: like glued-together automobiles p. 106 Apr. 17
 Polarized light triggers remote control system p. 88 Jan. 23
 Pulse delay has 1-nsec resolution p. 180 Apr. 17
 Quartz crystal synchronizes relaxation oscillator p. 104 Jan. 9
 Righter light—new breed of pump lamp p. 44 Sept. 18
 Second front for semiconductors—functional solid state packages for applications in consumer, industrial, and military markets p. 148 June 26
 Semiconductor price slashes wound makers p. 142 Jan. 23
 Semiconductors: Electrical vs physical-chemical parameters p. 33 May 1
 Semiconductors: High-power triacs p. 182 Oct. 2
 SCR operates as a high-voltage switch p. 88 Apr. 17
 SCR ring circuit replaces stepping relays p. 80 July 10
 SCR takes bounce out of switching p. 69 Oct. 30
 Strangest places—growing trend in advanced electronics technology toward a materials orientation p. 44 Aug. 21
 Suppressing space charge improves Gunn effect—LSA mode p. 127 Feb. 6
 Telemetry tone oscillator consumes microwatts p. 89 Apr. 17
 They're at it again: National Semiconductor Corp.'s dual binary flip-flop p. 41 Oct. 16
 Through thick and thin p. 38 Jan. 23
 Tiny power supply puts out 17.5 kv p. 156 Aug. 21
 Two-frequency oscillator detects level of liquid p. 90 Mar. 20
 Unijunction improves timing-circuit accuracy p. 69 Oct. 30
 Unijunction rivals crystal p. 46 Mar. 20
 Unijunction switches tones without transients p. 110 Feb. 20
 Waveform generation eased by two timing networks p. 110 Sept. 18
 Wide-range multivibrator doesn't stall at start p. 114 Aug. 7
 Worldwide look at the Gunn effect p. 134 Mar. 6

SPACE ELECTRONICS

All talk, no money p. 50 Oct. 30
 . . . and better discrimination—interferometer p. 52 Feb. 20
 Apollo—capacitance bridges to monitor fuel consumption p. 48 Jan. 9
 Apollo—digital tester okays Apollo's altimeter p. 115 May 15
 Apollo—electronic navigator charts man's path to the moon p. 109 Jan. 9
 Apollo—Milestone p. 47 Nov. 27
 Apollo: death on the ground p. 40 Feb. 6

Apollo: Tv show of the century—a travelogue with no atmosphere p. 180 Mar. 6
 Apollo antenna fastens on the beam to the moon p. 80 May 1
 Apollo 4's time of trial p. 139 Oct. 16
 Apollo radar views the moon p. 115 Jan. 23
 Applications Technology Satellite: high marks for ATS-1 p. 52 Jan. 9
 Band practice p. 47 Dec. 11
 Biosatellite B recovery p. 56 Sept. 18
 Bird in a golden cage—multipurpose navigation satellite p. 150 July 24
 Budget: space stays ahead p. 138 Feb. 6
 Canada files claim on space sites p. 131 Sept. 4
 Defense and space budgets: the ups and downs p. 50 Sept. 4
 'Desperate trouble'—Abe Silverstein of NASA's Lewis Research Center p. 38 May 15
 The direct broadcast picture: satellite tv system p. 173 Aug. 7
 Earth resources survey program: the next big space program p. 176 Jan. 9
 Electronics cops to monitor satellites p. 168 Apr. 3
 Electronic markets 1967: War budget squeezes space program but Apollo won't feel the pinch p. 151 Jan. 9
 Fallout by default: NASA may be first to use a side-looking radar developed for the Army p. 46 Oct. 2
 Fewer dishes . . . experimental antenna p. 51 Feb. 20
 . . . in a busy week p. 47 Nov. 27
 In competition: two types of inertial systems—strapdown and gimbaled p. 44 Sept. 4
 Integrating space telemetry systems with compatible thin films on silicon p. 111 June 26
 Keeping in touch: data relay satellite system p. 48 Jan. 23
 Landing radar: settling on the moon p. 110 May 15
 Laser systems to track reflector-equipped satellites p. 50 May 29
 Lincoln Experimental Satellites (LES-5) will test uhf bands p. 48 May 29
 Looking sharp: telescopes in orbit p. 47 Nov. 13
 Mariner 5: Venus visit p. 44 June 12
 Mariner 5 experiments p. 54 Oct. 16
 Micropower redundant circuits correct errors automatically p. 66 Feb. 6
 MOL computer system for an all-systems ground checkout p. 60 Mar. 6
 NASA's budget cut hits three projects hard p. 46 July 24
 New twist: spin-stabilized satellites p. 46 Nov. 13
 Plastics for packaging: handle with care p. 101 Apr. 17
 Portable ground-receiver system translates satellite signals into survey fixes p. 54 Apr. 3
 Post-Apollo programs: new radar system will map the planets and rescue astronauts p. 119 Jan. 23
 Radio Astronomy Explorer: fail safe p. 50 May 29
 Repair on the wing—goal is a computer unattended in spacecraft for 10 years p. 41 Sept. 4
 Space for small computers in research satellite p. 127 Mar. 20
 Space-ground like hardware on schedule despite setbacks p. 165 Nov. 13
 Space-link probe p. 54 Feb. 20
 Suitcase-size memory for longer space trips p. 138 Nov. 13
 Support gear rides a roller coaster p. 163 Jan. 9
 Surveyor 5, softlanded p. 56 Sept. 18
 Surveyor spacecraft redesign p. 64 Feb. 20
 Voyage to nowhere p. 58 Nov. 13
 White paper p. 52 Oct. 30
 Wide, wide world p. 54 Oct. 16

SUPERCONDUCTIVITY

Cryoelectric memory: cool memory's hot p. 39 Apr. 3
 Cryoelectric memory system: taking cryoelectric memories out of cold storage p. 111 Apr. 17

T

TELEVISION

Apollo: Tv show of the century—a travelogue with no atmosphere p. 180 Mar. 6
 CATV: the picture of health p. 143 June 26
 KU-band CATV p. 54 Apr. 3
 New muscle for CATV p. 48 Oct. 16
 Closed-circuit tv: G-2 role for tv p. 52 Apr. 3
 Color tv patent suit: RCA vs Philco p. 56 Sept. 18
 The direct broadcast picture: satellite tv system p. 173 Aug. 7

Electronics-markets 1967: color tv projects a bright picture as capacity catches up with demand p. 139 Jan. 9
 Electronics markets in 1967: expanding markets seen for telemetry mobile radio, microwave and tv gear p. 146 Jan. 9
 Facsimile reproduction system for the home p. 56 June 26
 Field-sequential color tv making a comeback in 8-pound, low-light-level color camera p. 33 June 12
 For openers: color tv sets with a built-in tv tape recorder p. 41 Aug. 7
 GE color tv's omitting "soft X-radiation in excess of desirable levels" p. 52 May 29
 GE suggesting a return to vacuum tubes p. 40 June 12
 Holographic tv dispute—Siegel resigns as president of Conduction Corp. p. 62 Feb. 20
 Infrared tv p. 42 Apr. 3
 Japanese technology p. 99 Feb. 6
 I Computers and color: New wave in tv broadcasting p. 99 Feb. 6
 II Pulses on a tv signal control stations in network p. 101 Feb. 6
 III Tv cameras are slimmed down to follow action on sports field p. 103 Feb. 6
 IV Smaller camera tubes feature better and cathodes p. 106 Feb. 6
 V Shrinking world gets new video 'translator' p. 108 Feb. 6
 VI Digital memory calms jittery tv pictures p. 111 Feb. 6
 VIII Computer lets tv editors cut out splicing process p. 114 Feb. 6
 Japan's color tv tube shortage ends: opens markets for set makers p. 227 Mar. 6
 Motorola's new line of color tv sets are packaged in plug-in modules for quick fix p. 45 July 10
 National educational tv service plans p. 58 Apr. 17
 N. Y. World Trade Center office buildings design change p. 48 May 15
 Obstruction site—World Trade Center p. 56 May 29
 Parts shortages caused by work stoppage at Chicago trucking companies p. 42 May 1
 Point of view—bandwidth needed for tv p. 45 Nov. 27
 Radiation issue heats up p. 164 Sept. 18
 Sales expectations of color tv manufacturers: color them blue p. 44 Apr. 3
 Service—color tv's black eye p. 127 Nov. 27
 Shadow masks for color tv tubes p. 42 Feb. 6
 Solid savings: transformerless solid state 23-inch tv set p. 46 Oct. 16
 Tv camera tube designed with discrete photodiodes p. 58 Mar. 6
 Tuning in tv p. 40 June 12
 Two silicon transistors for deflection stages of large color tv receivers p. 54 Apr. 3
 Two-tone tube p. 56 May 29
 Uhf television on borrowed time p. 173 Nov. 13
 Video recorders
 Big play for playback p. 45 Oct. 30
 Chromium dioxide magnetic tape p. 56 June 26
 Color video disk recording system: razzle-dazzle replay p. 46 Apr. 3
 For openers: color-television set with a built-in tv tape recorder p. 41 Aug. 7
 Japan: Slow color p. 171 Oct. 30
 Low-budget picture—video tape recorder p. 46 Oct. 2
 On the right track?—recording the signal down the tape longitudinally p. 54 May 29
 Tape, disk recorders make wider color splash p. 125 Oct. 30

TRANSISTORS

Automatic scale changer shifts recorder range p. 95 May 15
 Best of two worlds: MOS-BI p. 41 Oct. 16
 Cascoded transistors couple logic gates p. 81 Nov. 27
 Current feedback enhances phototransistor sensitivity p. 103 June 12
 Designing for the worst of worst cases—nuclear war p. 99 Aug. 21
 Differential Schmitt trigger with 200-k input impedance p. 90 Jan. 23
 Differentiating pulse former requires no capacitors p. 70 May 1
 Germanium's hot p. 47 Mar. 20
 Hard cell: monolithic bipolar cell structure p. 44 Apr. 3
 Integrated circuits in action, part 7: Cutting costs on the factory floor p. 114 Sept. 18
 Laminated transistor p. 42 Oct. 16

Multivibrator replaces reactor in d-c converter p. 81 July 10
 On the go: transistorized auto ignition system p. 48 Sept. 18
 100% amplitude modulation with two transistors p. 104 June 12
 One transistor sweeps clean p. 106 June 12
 Oscillator synchronizes with pulses of any phase p. 96 Apr. 3
 R-f breakdown phenomenon improves the voltage capability of a transistor p. 97 June 12
 Rotator: Electronics' guide to rotator design p. 115 May 29
 Rotator: a good turn for old components p. 109 May 29
 Sequential switching enables low-frequency multiplication p. 87 Aug. 21
 Signal is sampled and held for 1 minute p. 71 May 1
 Silicon-on-sapphire transistors point way to microwave IC's p. 106 Mar. 6
 Single transistor protects power supply from overload p. 102 June 12
 Solid power p. 56 Feb. 20
 TI backs bet on TTL with two new series—IEEE show p. 121 Mar. 6
 Transistor breakdown yields inexpensive thyristor trigger p. 96 Sept. 4
 Transistor replaces supply in CRT amplifier p. 102 Nov. 13
 Transistor twosome-heterojunction transistor p. 46 Oct. 16
 Transistors share the load in a kilowatt amplifier p. 100 Dec. 11
 Traps: the pitfall of GaAs bipolar devices p. 86 June 12
 Two added transistors reduce ignition-system current drain p. 87 May 29
 Two silicon transistors for deflection stages of large color tv receivers p. 54 Apr. 3
 Unijunction rivals crystal p. 46 Mar. 20

TUBES

Cathode-ray tube variations: Wagner's Digivac and Ise's Digitron p. 36 June 12
 500-kilowatt continuous-wave klystron p. 56 May 29
 GE suggesting a return to vacuum tubes p. 40 June 12
 On the beam: laser welder for small millimeter wave klystrons p. 54 June 26
 Shadow masks for color tv tubes p. 42 Feb. 6
 Tv camera tube designed with discrete photodiodes p. 58 Mar. 6
 Test tube is a photomultiplier with a cathode divided into four quadrants p. 42 May 15

Author Index

A

Achard, J. W. & M. J. Goldberg, Computer-aided design: Part 7 Performing nonlinear d-c analysis p. 140 Mar. 6
 Adler, S. B., A maser that works in radar by avoiding saturation p. 115 June 12
 Aintila, A., FET source follower enhances single-sideband p. 106 Sept. 18
 Allen, W. F. Jr., et al, It's not how much an IC costs . . . but how much it can save p. 66 Oct. 30
 Alonso, R. L., Vintage machine produces memories p. 88 May 1
 Althouse, J., Dividing the frequency of an oscillator by 10 p. 98 Dec. 11
 Amick, J. A., et al, Getting the most out of circuits with dielectric isolation p. 97 Mar. 20
 Andersen, R. D., MOS phase-shift controller cuts motor hunting p. 97 Oct. 2
 Androne, V. N. & J. H. Poirier, Digital tester okays Apollo's altimeter p. 115 May 15
 Arndt, R. J., Stop-action recording of fleeting signals p. 110 Nov. 27
 Arnold, W., Exchanging a viewpoint p. 153 June 12
 Friden looks for pot of gold at end of electronics rainbow p. 217 Mar. 6
 Arnold, W. & H. T. Maguire, Intelligent robots: slow learners p. 117 May 1

B

Badewitz, C. J., Settling on the moon p. 110 May 15
 Baker, H. & J. R. Cressey, H-shaped resonators signal upturn in tone telemetering p. 99 Oct. 2
 Barney, W., Aerospace skills brought down to earth p. 146 Jan. 23
 Hewlett-Packard's do-it-yourself IC's p. 155 June 26

Becke, H., Fast moving field effect transistors p. 122 Nov. 13
 Becke, H. W. & J. P. White, Gallium arsenide FET's outperform conventional silicon MOS devices p. 82 June 12
 Berg, R. J. & P. N. Marshall, Integrated circuits in action, part 8: Finding a moving target from a moving airplane p. 58 Dec. 25
 Bertetti, D. D., et al, Equivalent circuits estimate damage from nuclear radiation p. 73 Oct. 30
 Biard, J. R. & H. Strack, GaAs light era on the way p. 127 Nov. 13
 Blaser, L., Waveform generation eased by two timing networks p. 110 Sept. 18
 Botticelli, R. A., et al, Generating characters with Linotron p. 122 Apr. 3
 Bourne, B. E. & R. L. Gattinger, Automatic scale shifts recorder range p. 95 May 15
 Boysel, L., Memory on a chip: a step toward large-scale integration p. 92 Feb. 6
 Brainerd, G. R., et al, Transistors share the load in a kilowatt amplifier p. 100 Dec. 11
 Branin, F., Computer-aided design: Part 4 Analyzing circuits by the numbers p. 88 Jan. 9
 Brewer, D. E., et al, Suitcase-size memory for longer space trips p. 138 Nov. 13
 Brinton, J., The direct broadcast picture p. 173 Aug. 7
 Brocato, L. J., Digital IC's shrink reversible counter p. 96 Oct. 16
 Brock, C. D. & L. E. Johnston, Push-pull capacitors multiply input voltage p. 101 Nov. 13
 Broderick, R. F., Apollo radar views the moon p. 115 Jan. 23
 Brooks, R. E., New dimension for interferometry p. 88 May 15
 Browning, G. V. & J. J. Licari, Plastics for packaging: handle with care p. 101 Apr. 17

C

Caceres, C. A., M. D., A total-systems approach p. 111 July 24
 Caggiano, A. C., Telemetry tone oscillator consumes microwatts p. 89 Apr. 17
 Callan, J. D. & E. Thomas, Slow, but small, may win the race p. 179 Feb. 20
 Canan, J., Lending a hand to the Pentagon p. 155 June 12
 Canning, M., et al, Active memory calls for discretion p. 143 Feb. 20
 Cant, C. J., et al, Computer-aided design: Part 12—Smoothing the flow of data traffic p. 76 Nov. 27
 Carr, E., et al, Paramatrix puts digital computer in analog picture, and vice versa p. 99 Sept. 4
 Carroll, C. C. & K. L. Hall, Digital pulse-taking p. 62 May 1
 Carroll, W. N. & F. F. Jenny, The airborne 4 Pi computer: IBM aims at aerospace guidance p. 171 Mar. 6
 Caskey, D. L., et al, Computer-aided design: Part 11 Taking the puzzle out of p-c design p. 72 Sept. 4
 Cavanaugh, J. F. & J. K. Moore, A picture worth a thousand words p. 113 Apr. 3
 Chan, S. P., Topology: a shortcut to understanding systems p. 82 Oct. 2
 Chertoff, A. B. & J. J. Foti, Problems of heat removal chill progress in IC's p. 129 Sept. 18
 Childs, N. & R. E. McMahon, Micropower redundant circuits correct errors automatically p. 66 Feb. 6
 Chomicki, J. S., Oscillator synchronizes with pulses of any phase p. 96 Apr. 3
 Christiansen, D., A challenge: to integrate and isolate p. 91 Mar. 20
 Computer-aided design: Part 6 Comparing the "Big Two" programs p. 74 Feb. 6
 Integrated circuits in action: Part 5 In search of the ideal logic scheme p. 149 Mar. 6
 Christiansen, F. G., Multivibrator sensitivity improved by MOS FET's p. 96 Dec. 11
 Chu, W. M., Single control adjusts outputs of several pulse generators p. 82 July 10
 Chua, L. O., A good turn for old components p. 109 May 29
 Clapper, G. L., Machine looks, listens, learns p. 91 Oct. 30
 Cliff, R. A., Space for small computers p. 127 Mar. 20
 Cohen, Charles L., Computers and color: New wave in tv broadcasting p. 99 Feb. 6
 Japan's calculated risk p. 157 Sept. 18
 Sony scores with IC for small radio p. 177 Apr. 3
 Comer, D. J. & D. T. Comer, Control voltage determines multivibrator pulse width p. 115 Aug. 7
 Cook, G. & W. F. Elder Jr., Feedback T yields high input impedance p. 91 Apr. 17

Copeland, J. A., GaAs bulk oscillators stir millimeter waves p. 91 June 12
 LSA can come to mean large-size advantages p. 131 Nov. 13
 Cowdell, R. B., Nomograms solve tough problems of shielding p. 92 Apr. 17
 Cressey, J. R. & H. Baker, H-shaped resonators signal return in tone telemetering p. 99 Oct. 2
 Cross, D. M. & E. A. Hilton, Laser brightens the picture for IC mask-making camera p. 119 Aug. 7
 Cupp, F. B., FET cuts down crystal loading p. 111 Sept. 18
 Curran, L., Space-ground link hardware on schedule despite setbacks p. 165 Nov. 13
 \$25,000 inertial system still a will-o-the-wisp p. 131 July 10

D

Dalkiewicz, E.B. & E. Lybarger, Intersecting waveforms trigger peak detector p. 69 May 1
 Daly, E.B. & R.C. Garavalia, Instant commands trigger monostable tunnel diode p. 109 Feb. 20
 Damaye, R.G., Quartz crystal synchronizes relaxation oscillator p. 104 Jan. 9
 Dayton, D. S., Coming to grips with multipath ghosts p. 104 Nov. 27
 DePerna, R.A., Signal is sampled and held for 1 minute p. 71 May 1
 Dersh, L., A profitable marriage p. 89 Feb. 6
 Dickson, P., Airborne computers set to take off p. 203 Feb. 20
 Bird in a gilded cage p. 150 July 24
 Crime fighting in real time p. 149 Dec. 11
 Latest word in printing spells new electronics market p. 137 May 29
 Lawmen's bounties lure electronics firms p. 105 May 1
 Long-term R&D goes on short rations p. 145 Oct. 16
 Dooley, D.J. & D.P. Schultz, Integrating space telemetry systems with compatible thin films on silicon p. 111 June 26
 Dorf, R.C., State variables smooth the way for designing complex systems p. 102 June 26
 Dow, D. G., Two Gunn holdups slow microwave oscillators p. 129 Nov. 13
 Drogin, E. M., Digital phase shifter tests navigation system p. 104 Feb. 20
 Steering a course to safer air travel p. 95 Nov. 27
 Drummond, J.D., Consumer electronics firms entertain the possibility of using more IC's p. 123 Sept. 4
 General Motors pulls ahead p. 137 Oct. 2
 Service—color tv's black eye p. 127 Nov. 27
 Dunn, R.S., et al, Active memory calls for discretion p. 143 Feb. 20

E

Eder, W.E. & J. Watson, Nomograms pick FET biasing values p. 93 Apr. 3
 Elad, E., Backward diode plus FET detects low currents p. 95 Oct. 16
 Low temperature triggers diode relaxation oscillator p. 90 Aug. 21
 Elder, W.F. Jr. & G. Cook, Feedback T yields high input impedance p. 91 Apr. 17
 Ertel, A., Monolithic IC techniques produce first all-silicon X-band switch p. 76 Jan. 23
 Ettinger, G.M., Chronometer expands pulses to measure nanosecond intervals p. 108 Jan. 23
 Evanzia, W.J., Quick-change technique converts monopulse radar into phased array p. 145 May 29

F

Faiman, M., et al, Paramatrix puts digital computer in analog picture, and vice versa p. 99 Sept. 4
 Farrali, R.A., Light-activated Schmitt triggers control relay p. 98 May 15
 Fedde, G.A., Plated-wire memories: Univac's bet to replace toroidal ferrite cores p. 101 May 15
 Fennell, J.T. Jr., et al, Equivalent circuits estimate damage from nuclear radiation p. 73 Oct. 30
 Fisk, C.J., et al, Computer-aided design: Part II Taking the puzzle out of p-c design p. 72 Sept. 4
 Food, K.J., Simple feedback network shapes trailing edges p. 96 Oct. 2
 Ford, D.W., et al, It's not how much an IC costs... but how much it can save p. 66 Oct. 30
 Foti, J.J. & A.B. Chertoff, Problems of heat removal chill progress in IC's p. 129 Sept. 18
 Freese, Lt. D. H. Jr., Varying capacitor charge-up controls multivibrator's range p. 69 Dec. 25

Freitag, H., Computer-aided design: Part II Generating IC masks automatically p. 88 Sept. 4
 French, M., IC's in action: Part 7 Cutting costs on the factory floor p. 114 Sept. 18
 Froehner, W. H., Quick amplifier design with scattering parameters p. 100 Oct. 16

G

Gaines, B.R., Stochastic computer thrives on noise p. 72 July 10
 Galloway, J.H. & F.W. Gutzwiller, Linear IC's Pt. 2 Power grab by linear IC's p. 81 Aug. 21
 Gange, Robert A., Taking cryoelectric memories out of cold storage p. 111 Apr. 17
 Garavalia, R.C. & E.B. Daly, Instant commands trigger monostable tunnel diode p. 109 Feb. 20
 Gattinger, R.L. & B.E. Bourne, Automatic scale shifts recorder range p. 95 May 15
 Geil, F.G., MOS FET takes the push out of elevator push button p. 70 Oct. 30
 Gersbach, J. E., Null output detects square-duty cycle p. 81 Nov. 27
 Giannazzi, F., Diode's resistance variation stabilizes signal amplitudes p. 107 June 26
 Gifford, J. F. & M. Markkula, Linear IC's: part 5 Ins and outs of op amps p. 84 Nov. 27
 Gingras, G., et al, Helping hands p. 125 Aug. 7
 Glorioso, R.M., Converter cuts start-up power, offers good regulation p. 72 Feb. 6
 Glorioso, R.M. & J.J. Moran, Narrow-pulse one-shot recovers quickly p. 107 Jan. 9
 Go, T.C. & R.R. Weirather, Dielectric bath promotes togetherness in IC's p. 123 Apr. 17
 Goldberg, M.J. & J.W. Achard, Computer-aided design: Part 7 Performing non-linear d-c analysis p. 140 Mar. 6
 Goldberg, M.J. & A. Spitalny, Computer-aided design: Part 11 Drawing board for IC's p. 83 Sept. 4
 Gosch, J. & L. Weller, Reception is loud and cool for submarine antennas p. 145 June 12
 Gray, M.B., et al, Data at twice the speed eases h-f traffic jam p. 115 Oct. 2
 Greanias, E.C., The widening impact of computers p. 103 July 24
 Grosso, P.F., et al, Generating characters with Linotron p. 122 Apr. 3
 Grover, D. J., Large-signal sampling without a transformer p. 80 Nov. 27
 Gruner, F., RTL slows the response, but boosts IC comparator p. 117 Aug. 7
 Gutman, M.M., et al, It's not how much an IC costs... but how much it can save p. 66 Oct. 30
 Gutzwiller, F.W. & J.H. Galloway, Linear IC's Pt. 2 Power grab by linear IC's p. 81 Aug. 21
 Guyton, R.D., IC operational amplifier makes supply short-circuit proof p. 106 Sept. 18

H

Hall, K.L. & C.C. Carroll, Digital pulse-taking p. 62 May 1
 Hanus, G. & Y. Martinez, Stable low frequencies with FET-bipolar pairs p. 105 Jan. 9
 Harbourt, C.O., Computer-aided design: Part 5 Doing a model job p. 76 Jan. 23
 Harden, W.R., Digital filters with IC's boost Q without inductors p. 91 July 24
 Harris, C.H., Scr ring circuit replaces stepping relays p. 80 July 10
 Harris, E.L. Jr., Linear IC's Pt. 4 Foggy 'specs' blur designs p. 91 Oct. 16
 Hazlett, L., Computer accelerates design and production of large arrays p. 166 Feb. 20
 Henkel, R., Numbers game comes to naught p. 217 Feb. 20
 Herskowitz, G. J., Computer-aided design: Part 9 A model approach to IC's p. 56 May 1
 Hickman, W. D., Canada files claim on space sites p. 131 Sept. 4
 Mallard's golden eggs p. 153 May 15
 Hickman, W. & H. T. Maguire, Electronic cops to monitor satellites p. 168 Apr. 3
 Hilton, E. A. & D. M. Cross, Laser brightens the picture for IC mask-making camera p. 119 Aug. 7
 Hoffman, C. P. & S. Lebar, TV show of the century: A travelogue with no atmosphere p. 180 Mar. 6
 Holland, J., Zener diodes control amplitude stretching p. 83 July 10
 Honey, F., Unijunction trigger boosts ignition reliability p. 107 Sept. 18
 Hood, R. B., Transistor breakdown yields inexpensive thyristor trigger p. 96 Sept. 4

Hopkins, A. L., Electronic navigator charts man's path to the moon p. 109 Jan. 9
 Horn, G. W., Ring radiator succeeds in mobile vhf radios p. 99 Nov. 13
 Horna, O. A., Magnetic resonance limits zener diode current p. 97 Dec. 11
 Howell, C. M., Microwave mixing and detecting p. 123 Nov. 13
 Howell, E. K., Polarized light triggers remote control system p. 88 Jan. 23
 Hudspeth, E. H. & T. P. Kohler, Operational amplifier overcomes voltmeter loading p. 67 Dec. 25
 Hughes, R. & J. Pilcicki, Computer-aided design: Part 10 Making a video amplifier to measure p. 85 July 10

I

Ilic, R., Diodes provide noise immunity for monostable multivibrators p. 106 Jan. 9
 Irons, F. H., Charting a speedy path to active filters p. 76 May 15
 Ito, M., et al, Monostable multivibrator plus SCR yields chopper p. 88 Apr. 17

J

Jeansonne, G., et al, Active memory calls for discretion p. 143 Feb. 20
 Jenny, F. F. & W. N. Carroll, The airborne 4 Pi computer: IBM aims at aerospace guidance p. 171 Mar. 6
 Johnson, C. F., Designing for the worst of worst cases—nuclear war p. 99 Aug. 21
 Johnston, L. E. & C. D. Brock, Push-pull capacitors multiply input voltage p. 101 Nov. 13

K

Karpowich, F. W., et al, Equivalent circuits estimate damage from nuclear radiation p. 73 Oct. 30
 Kasson, J. M., Voltage-tuned oscillator measures filter cutoff p. 110 June 26
 Kawabata, T., Single diode reduces ripple in d-c power supply p. 95 Oct. 16
 Keller, J. P., Linear IC's: Pt. 3 Differential amplifiers at work p. 96 Sept. 18
 Kelly, D., Small lamp bridge regulates line voltage p. 89 Mar. 20
 Kilborn, P., French press baits Bull p. 163 Apr. 3
 Kirk, D., China's three-way stretch p. 129 Aug. 21
 Klein, G. P., Combined feedback builds gain and input impedance p. 99 Oct. 16
 Kohler, T. P. & E. H. Hudspeth, Operational amplifier overcomes voltmeter loading p. 67 Dec. 25
 Kojima, T., Tailoring the device to suit the need p. 110 Dec. 11

L

Lancaster, D. E., Operational amplifier gain varied by FET chopper p. 98 Oct. 2
 Lane, R. Q., Low-cost IC's improve 450 Mhz i-f amplifier p. 88 Mar. 20
 Lawley, K. L., Film making: a delicate job p. 114 Nov. 13
 Lebar, S. & C. P. Hoffman, TV show of the century: A travelogue with no atmosphere p. 180 Mar. 6
 Lee, R., Sequential switching enables low-frequency multiplication p. 87 Aug. 21
 Leeds, M. B., Linear IC's, Part 1: Scrambling for linear IC business p. 89 Aug. 7
 Linear IC's, Part 4, Inside the operational amplifier p. 86 Oct. 16
 Microwave IC's come of age p. 107 Oct. 30
 Resourcefulness brings linear IC's from obscurity into the marketplace p. 125 July 10
 Second front for semiconductors p. 148 June 26
 Lehsten, G. S., Audio amplifier adjusts gain to input levels p. 86 May 29
 Feedback protects amplifier during load failure p. 68 Dec. 25
 Li, Y. L., Cathode voltage boosts amplifier gain tenfold p. 95 May 15
 Licari, J. J. & G. V. Browning, Plastics for packaging: handle with care p. 101 Apr. 17
 Lim, A. J., Unijunction improves timing-circuit accuracy p. 69 Oct. 30
 Lippay, A. L., et al., Helping hands p. 125 Aug. 7
 Lloyd, A. G., Choking up on LC filters p. 93 Aug. 21
 Lofting, A. E., Stable amplitudes regulator for wide temperature range p. 71 Feb. 6
 Lomerson, R. B., Batch packaging speeds system assemblies of IC's p. 139 Apr. 3
 Lozac'h, Y., et al., Helping hands p. 125 Aug. 7
 Ludding, F. & G. Marosi, Multivibrator replaces reactor in d-c converter p. 81 July 10

Luttrell, E., Low voltage supply produces good regulation at low cost p. 91 Jan. 23
 Lybarger, E. & E. B. Dalkiewicz, Intersecting waveforms trigger peak detector p. 69 May 1
 Lynch, T. H., MOS FET amplifier provides almost infinite impedance p. 88 July 24

M

Magnuson, W. G., Jr., Computer-aided design; Part 8: Picking transient analysis programs p. 84 Apr. 17
 Maguire, H. T., Tactical phased-array radar gets closer to the field p. 172 Jan. 9
 Maguire, H. T. & W. Arnold, Intelligent robots slow learners p. 117 May 1
 Maguire, H. T. & W. Hickman, Electronic cops to monitor satellites p. 168 Apr. 3
 Malmberg, A. F., NET-1 gets an "A" for accuracy p. 76 Feb. 6
 Mall, A. & J. L. Shagena, Single-shot multivibrator has zero recovery time p. 83 Nov. 27
 Manchester, K. E., Getting dopants on the beam p. 116 Nov. 13
 Marino, J. J. & J. J. Sirota, Weaving a braided memory that's fast and inexpensive p. 121 Sept. 18
 Markkula, M. & J. F. Gifford, Linear IC's: part 5 Ins and outs of op amps p. 84 Nov. 27
 Marosi, G., Differential Schmitt trigger with 200-k input impedance p. 90 Jan. 23
 Gain-multiplied capacitance generates ramp waveform p. 130 Mar. 6
 Negative impedance converter does double duty p. 87 July 24
 Wide-range multivibrator does not stall at start p. 114 Aug. 7
 Marosi, G. & F. Ludning, Multivibrator replaces reactor in d-c converter p. 81 July 10
 Marsh, J. K., Two-frequency oscillator detects level of liquid p. 90 Mar. 20
 Marshall, P. N. & R. J. Berg, Integrated circuits in action, part 8. Finding a moving target from a moving airplane p. 58 Dec. 25
 Martinez, Y. & G. Hanus, Stable low frequencies with FET-bipolar pairs p. 105 Jan. 9
 Marvin, C. E. & R. M. Walker, Customizing by interconnection p. 157 Feb. 20
 Mason, J. F., In reconnaissance, the eyes have it p. 89 May 29
 Jungle fighters on Chesapeake Bay p. 153 Jan. 23
 Mohawk proves a good scout p. 147 May 15
 Support gear rides a roller coaster p. 163 Jan. 9
 Math, I., A simple way to count with IC's p. 99 Apr. 3
 May, G. A., Differentiating pulse former requires no capacitors p. 70 May 1
 McAleer, H. T., Emitter peaking pushes bandwidth to 500 Mhz p. 96 Sept. 4
 McGee, M., Symmetrical gate delivers narrow pulses to fan-out p. 99 Dec. 11
 McMahon, R. E. & N. Childs, Micropower redundant circuits correct errors automatically p. 66 Feb. 6
 Mehal, E. W., Over the horizon, IC's p. 134 Nov. 13
 Mendes, R. Vilela, Digital timing provides frequency-sensitive relay p. 94 Sept. 4
 Metz, A. J., Two diodes remove pulse-width limitation p. 105 June 12
 Miller, A., Silicon-on-sapphire approach affords freedom and flexibility p. 171 Feb. 20
 Mital, P. K., Capacitors sensor monitors stored liquid levels p. 71 Oct. 30
 Mittleman, J., Computer-aided design, Part 11: Short cuts to IC's and p-c boards p. 70 Sept. 4
 Mladejovsky, M. G., Unijunction switches tones without transients p. 110 Feb. 20
 Moore, F. J., M.D., Making informed decisions p. 108 July 24
 Moore, J. K. & J. F. Cavanaugh, A picture worth a thousand words p. 113 Apr. 3
 Moran, J. J. & R. M. Glorioso, Narrow-pulse one-shot recovers quickly p. 107 Jan. 9
 Morse, A. W., et al, Transistors share the load in a kilowatt amplifier p. 100 Dec. 11
 Morton, K. C., R-f signals actuate transmit-receive switch p. 103 June 12
 Moskowitz, C., Instrument makers are measuring up to systems engineering standards p. 161 Apr. 17
 Mourlam, L., Jr., Feedback loop stabilizes FET oscillator p. 97 Sept. 4

N

Nichols, J. L., A logical next step for read-only memories p. 111 June 12

Nishizawa, J., Optoelectronics goes digital p. 117 Dec. 11
 Nissim, S., et al., Suitcase-size memory for longer space trips p. 138 Nov. 13
 Notthoff, A. P., Apollo antenna fastens on the beam to the moon p. 80 May 1
 Notz, W. A., et al., Benefitting the system designer p. 130 Feb. 20

O

Okoshi, T., Gunn devices are on target—but short of a bull's-eye p. 125 Dec. 11
 Overduin, J., An easy guide for selecting the right transformer core p. 84 May 29

P

Pacela, A. F., Collecting the body's signals p. 103 July 10
 Parkinson, G., Sea dogs' seeing eye p. 211 Feb. 20
 Patterson, K. H., Down-to-earth Army antenna p. 111 Aug. 21
 Pepper, C. S., IC amplifier serves as stable current source p. 131 Mar. 6
 Perket, C. E., et al., Data at twice the speed eases h-f traffic jam p. 115 Oct. 2
 Perlman, D., Npn amplifier delivers fast, high-voltage pulses p. 109 June 26
 Perschy, J. A., On the threshold of success: glass semiconductor circuits p. 74 July 24
 Peterson, M. E., Isolated multiple oscillators provide wide frequency range p. 90 Apr. 17
 Petrik, T. P., Cathode follower boosts output impedance p. 82 Nov. 27
 Pfeiffer, E. A., Multivibrator provides short pulses, wide spacing p. 98 Apr. 3
 Pichard, A., 100% amplitude modulation with two transistors p. 104 June 12
 Pilcicki, J. & R. Hughes, Computer-aided design, Part 10: Making a video amplifier to measure p. 85 July 10
 Pippen, D. L., Audio amplifier compresses input signal by 30 decibels p. 105 Jan. 9
 Relay actuator produces one-hour pulses p. 100 Nov. 13
 Pitke, M. V., Two flatpacks furnish pulses for IC testing p. 107 June 26
 Plevy, A. L., Time delay stretched with new bias scheme p. 72 Oct. 30
 Podraza, G. V., et al., Suitcase-size memory for longer space trips p. 138 Nov. 13
 Poirier, J. H. & V. M. Andreone, Digital tester okays Apollo's altimeter p. 115 May 15
 Poppelbaum, W. J., et al., Paramatrix puts digital computer in analog picture, and vice versa p. 99 Sept. 4
 Porter, G. C., et al., Data at twice the speed eases h-f traffic jam p. 115 Oct. 2
 Poyer, J. J. & A. Schoen, More than an ounce of prevention p. 134 Aug. 7

R

Reh, O. R., Computer aid on the ocean floor p. 85 Oct. 30
 Rhoades, W. T., Logic IC's don't live alone p. 162 Mar. 6
 Rich, A. W., et al, Computer-aided design: Part 12—Smoothing the flow of data traffic p. 76 Nov. 27
 Richman, D., Special features make the difference p. 108 Nov. 13
 Ricks, R., Low-cost digital IC performs linear functions p. 86 July 24
 Riley, W. B., Computer firms stalked by their own shadow p. 159 Mar. 20
 Illiac 4, world's fastest computer won't be slowed by criticism p. 141 May 15
 Robertson, J. J., Linear IC's, part 2: Heart of the matter p. 78 Aug. 21
 Rogers, F. F., Delay line speeds r-f testing p. 94 Nov. 13
 Rosenblatt, A., Brokers put stock in electronics p. 137 Aug. 21
 Robots are ready to grapple with dirty jobs in factories p. 165 Mar. 20
 Wider horizons for numerical control p. 125 June 26
 Rupperecht, H., Beating the heat in injection lasers p. 125 Nov. 13
 Rutherford, R. E., Jr., et al., Generating characters with Linotron p. 122 Apr. 3
 Rux, P. T., Oscillator waits for switch to quiet down p. 103 Nov. 13

S

St. Marie, L., Fast pulse generator is temperature stable p. 70 Feb. 6
 Saimon, I. W., Digital commands control differential amplifier gain p. 85 July 24
 Salomon, P., Negative Inverter simplifies symmetrical level detection p. 111 Feb. 20

Transistor replaces supply in CRT amplifier p. 102 Nov. 13
 Sandbank, C. P., An almost ideal substrate p. 117 Nov. 13
 Sandland, P., Integrated gates for fast monostable multivibrator p. 108 June 26
 Sanford, R., Understanding IC logic p. 158 Mar. 6
 Sansom, A., et al., Generating characters with Linotron p. 122 Apr. 3
 Scheel, K. W., Two added transistors reduce ignition-system current drain p. 87 May 29
 Schiff, P., R-f breakdown phenomenon improves the voltage capability of a transistor p. 97 June 12
 Schischa, E., et al., Benefitting the system designer p. 130 Feb. 20
 Schoen, A. & J. J. Poyer, More than an ounce of prevention p. 134 Aug. 7
 Schoon, D., Potentiometer turns flip-flop into an adjustable trigger p. 95 Sept. 4
 Schuyten, P. J., Santa's helpers shun electronics p. 161 Dec. 11
 Uhf television on borrowed time p. 173 Nov. 13
 Schwartz, E. I., et al., Detecting a signal digitally p. 82 Mar. 20
 Schwartz, S., Integrated circuits in action, Part 4: Postmortems prevent future failures p. 92 Jan. 23
 Schwarzmann, A., Microstrip plus equations adds up to fast designs p. 109 Oct. 2
 Schulz, D. P. & D. J. Dooley, Integrated space telemetry systems with compatible thin films on silicon p. 111 June 26
 Scrupski, S. E., Gallium arsenide begins to keep its promises p. 106 Nov. 13
 Ion implantation gets a shot in the arm p. 162 Aug. 7
 Worldwide look at the Gunn effect p. 134 Mar. 6
 Shagena, J. L. & A. Mall, Single-shot multivibrator has zero recovery time p. 83 Nov. 27
 Shaw, R. F., M.D., Rx for medical instrumentation: realism, patience, communication p. 96 July 10
 Sherman, E., MD., et al., Helping hands p. 125 Aug. 7
 Shoji, M., Pulsating passages p. 133 Nov. 13
 Shore, B., Pocket-size analog computer divides and multiplies p. 66 Dec. 25
 Shumway, J. L., Do-it-yourself display brightens the outlook for low-cost CAD p. 120 Oct. 16
 Silverman, G., Five valuable circuits from changes in feedback p. 95 Oct. 2
 Silverman, J. H., Diode Isolator combines relay and lamp driver p. 72 May 1
 Sirota, J. J. & J. J. Marino, Weaving a braided memory that's fast and inexpensive p. 121 Sept. 18
 Sivasamy, R., Current feedback enhances phototransistor sensitivity p. 103 June 12
 Skole, R., Post Office cancels old ways p. 151 Oct. 16
 Sloman, K., CATV: the picture of health p. 143 June 26
 Smaying, G. F., Bridge circuit cuts contacts in series-parallel network p. 89 Aug. 21
 Smith, H. A., et al., Detecting a signal digitally p. 82 Mar. 20
 Smith, J. L., et al., Benefitting the system designer p. 130 Feb. 20
 Smith, M. G., et al., Benefitting the system designer p. 130 Feb. 20
 Snyder, E. O., Terrain-following radar that doesn't scan continuously p. 131 Apr. 3
 Sobol, H., Extending IC technology to microwave equipment p. 112 Mar. 20
 Spitalny, A. & M. Goldberg, Computer-aided design, part 11: Drawing board for IC's p. 83 Sept. 4
 Star, J., Fairchild's fine Italian hand p. 135 Nov. 27
 Stevens, R. T., Norad's computers get all the facts p. 113 Feb. 20
 Stoddard, J. F., Troubleshooting: the heat's on p. 105 Apr. 3
 Stoller, A. I., et al., Getting the most out of circuits with dielectric isolation p. 97 Mar. 20
 Stoneman, R. G., Feedback eliminates noise in telephone circuit p. 82 Nov. 27
 Strack, H., Narrow field for bipolars p. 119 Nov. 13
 Strack, H., & J. R. Biard, GaAs light era on the way p. 127 Nov. 13

T

Thim, H. W., Bulk-effect boosting p. 132 Nov. 13
 Thomas, E. & J. D. Cailan, Slow, but small, may win the race p. 179 Feb. 20
 Tiedemann, J. B., Permanent-magnet motor measures its own speed p. 84 May 29
 Tietjen, J. J. & L. R. Weisberg, An all-in-one process for building junctions p. 113 Nov. 13

Todd, C. D., Taking the measure of FET transconductance p. 88 Apr. 3
 Tojo, A., High speed multivibrator controlled by single ECL p. 109 Sept. 18
 Tong, P. P., Zener diodes convert signals from digital to analog p. 112 Feb. 20
 Tripp, B., Cascoded transistors couple logic gates p. 81 Nov. 27

U

Uhlir, A. Jr., Off to a good star p. 118 Nov. 13
 Ullrick, C. J., Decade counter's feedback adds up to reliability p. 97 May 15
 Diodes reduce cost of switching neon lamps p. 70 Feb. 6

V

Valliant, H. D., Exact temperature control with operational amplifier p. 97 Apr. 3
 van der Geer, C. A. J., Amplifier erases swing of 19-db in input signals p. 85 May 29
 Vanzetti, R., Infrared exposes hidden circuit flaws p. 100 Apr. 3
 Vaughan, B. M., et al, Computer-aided design: Part 12—Smoothing the flow of data traffic p. 76 Nov. 27
 Voulgaris, N. C., FET boosts impedance of d-c feedback amplifier p. 98 Oct. 16

W

Wahl, K., Constant relay on-time for any input pulse p. 133 Mar. 6
 Wahlstrom, S. E., Programable logic arrays—cheaper by the millions p. 90 Dec. 11
 Walker, R. M. & C. E. Marvin, Customizing by interconnection p. 157 Feb. 20
 Walcko, S., Single transistor protects power supply from overload p. 102 June 12
 Wall, H. M., Flexibility is ECAP's forte p. 82 Feb. 6
 Walton, C. A., Pulse-saving network permits signal switching p. 108 Sept. 18
 Ward, J., Drawing a line between laser signal power and noise p. 84 May 15
 Ward, R. W., Integrated circuits in action, Part 5. Shrinking a military calculator p. 76 May 29
 Watanabe, K., et al., Monostable multivibrator plus SCR yields chopper p. 88 Apr. 17
 Watson, D., Batch testing speeds bolometer curve generation p. 116 Aug. 7
 Watson, J., & W. E. Eder, Nomograms pick FET biasing values p. 93 Apr. 3
 Weber, S., LSI: the technologies converge p. 123 Feb. 20
 Weckler, G. P., Charge storage lights the way for solid-state image sensors p. 75 May 1
 Weiblen, R. I., et al., Detecting a signal digitally p. 82 Mar. 20
 Weirather, R. R. & T. C. Go, Dielectric bath promotes togetherness in IC's p. 123 Apr. 17
 Weisberg, L. R., & J. J. Tietjen, An all-in-one process for building junctions p. 113 Nov. 13
 Weisman, S., One transistor sweeps clean p. 106 June 12
 Weller, L., Suppressing space charge improves Gunn effect—LSA mode p. 127 Feb. 6
 Weller, L. & J. Gosch, Reception is loud and cool for subminiature antennas p. 145 June 12
 West, L. E., et al., Computer-aided design, Part 11: Taking the puzzle out of p-c design p. 72 Sept. 4
 White, J. P., & H. W. Becke, Gallium-arsenide FET's outperform conventional silicon MOS devices p. 82 June 12
 White, M., Vigilant machines p. 132 Aug. 7
 Wilson, R. A., SCR takes bounce out of switching p. 69 Oct. 30
 Wintriss, G. V., Integrated circuit drives neons directly p. 99 Nov. 13
 Making an SCR operate as a high-voltage on switch p. 88 Apr. 17
 Wolff, N. E., et al., Getting the most out of circuits with dielectric isolation p. 97 Mar. 20
 Wood, C. H. Jr., et al., Transistors share the load in a kilowatt amplifier p. 100 Dec. 11
 Woodall, J. M., Crystals hold key to the future p. 110 Nov. 13

Y

Yamada, R., & others, Monostable multivibrator plus SCR yields chopped p. 88 Apr. 17
 Young, L. H., Uncalculated risks keep calculator on the shelf p. 231 Mar. 6

Z

Zuleeg, R., Silicon-on-sapphire transistors point way to microwave IC's p. 106 Mar. 20

Newsletter from Abroad

December 25, 1967

TI, Japan seen ending IC hassle

Word could come any day now that Texas Instruments and Japan's Ministry of International Trade and Industry have finally settled their long-standing integrated-circuit dispute. The deal paves the way for TI's entry into the country as an IC producer.

People privy to the involved negotiations say TI will get a 50-50 joint venture at the outset, with Hokushin Electric the likely partner. MITI presumably will let TI step up to full ownership 3½ years later. Meanwhile the U.S. firm will grant licenses on its IC patents to Japanese companies.

It was largely because of its strong patent position that TI had been holding out for a wholly owned subsidiary. But in Japan, joint ventures are the rule for key industries like electronics. The U.S. firm had refused licenses and threatened to block exports of products with Japanese-made IC's, much to the consternation of export-minded Japanese producers.

But of late, TI has had to soften its stance. Among other things, the company found itself faced with a possible ban of its devices in Japan. The Nippon Electric Co. has the Japanese license for Fairchild Semiconductor's planar process, crucial in the production of IC's. Although Fairchild and TI have a cross-licensing agreement, it excludes Japan.

Once the settlement between TI and MITI becomes official, look for a rush by Japanese manufacturers, led by Hayakawa and Sony, to get products with IC's onto the U.S. market. Hayakawa is poised with new lines of desk calculators [see story on p. 161] and small television receivers built with IC's. Sony will return with the miniature IC radio it introduced this spring and then withdrew because of the patent hassle.

Britain may cut F-111 fighter buy

Britain may partly renege on its commitment to buy 50 F-111 swing-wing fighter-bombers from the U.S.

The once-sacrosanct F-111 order, the Wilson government has now made clear, will come under scrutiny in the drive to hold the line on government spending. The move is part of the devaluation package devised in November to bolster Britain's economy.

A decision on the F-111's isn't likely before February. But chances are that Britain will either take fewer F-111's or stretch out the deliveries. A drastic slash in the number of planes, though, is unlikely. Under the offset deal in which the planes were bought, British companies already have picked up \$178 million worth of U.S. defense business out of the \$325 million agreed on.

French skimp on IC program

The de Gaulle government's effort to give France a strong domestic integrated-circuit industry won't be nearly as ambitious as the country's semiconductor firms had expected.

For its Plan Composants, the government has earmarked only \$4 million a year for 1968 and 1969. And there's little chance that the annual allotments will go up after that. The industry had been hoping for much greater support—something like the \$100 million in R&D money the regime will spend for its Plan Calcul to bolster the computer industry.

As it stands now, the IC money will be split between two groups of

Newsletter from Abroad

companies that have pooled their semiconductor efforts. One is La Radiotechnique-Compelec, a new concern that combines the semiconductor operations of La Radiotechnique and the Compagnie Generale d'Electricite. The other candidate for Plan Composants aid is the firm, still to be formed, that will consolidate the semiconductor divisions of CFS-Compagnie Generale de Telegraphie sans Fil, Compagnie Francaise Thomson Houston-Hotchkiss Brandt, and the Societe Industrielle de Liaisons Electriques [Electronics, Aug. 21, p. 185].

Officials of both groups doubt that the \$4 million a year—split two ways—will be enough to make them competitive with U.S. companies producing IC's in France. The French companies are also fretting over the "guidance" they'll be getting as to what kinds of IC's to develop. The components plan is tied to the computer plan, so the circuits will have to be designed with Plan Calcul machines in mind.

'Buy British' drive will benefit ICT

Another indication that the Wilson government intends to steer electronics contracts to British companies whenever pressure and persuasion can turn the trick is a report that International Computers & Tabulators has been tapped for a multimillion dollar order for a multicomputer network linking the major offices of Cooperative Wholesale Society Ltd., a nationwide consumer-goods distributor.

The government intervened—presumably with both pressure and the promise of some financial help—when the contract appeared headed to either the International Business Machines Corp. or Honeywell Inc. ICT, in fact, at one time had dropped out of the bidding. Although neither U.S. company will comment, insiders say both IBM and Honeywell have been told they are no longer in the running.

The computer maneuver marks the second time in recent months that the Wilson government has stymied foreign companies on big contracts. Nippon Electric apparently was eased out of a contract for a ground-station last fall [Electronics, Oct. 30, p. 159].

Luftwaffe has jet waiting in wings

The West German Defense Ministry might pull another set of jet-fighter blueprints out of its briefcase should the U.S. call off joint development of an advanced vertical short takeoff and landing plane.

Entwicklungsring Sud GmbH (EWR), a Munich-based group of companies, and the Fairchild Hiller Corp.'s Republic Aviation division are expected to get the word shortly on whether there'll be a go-ahead for the project. But the word in Washington is that the chances are slim and that Bonn couldn't go it alone.

Meanwhile, the ministry is studying preliminary design concepts for tactical jets submitted by EWR and Vereinigte Flugtechnische Werke GmbH (VFW), a joint venture of three other companies. The new jet, temporarily labeled the NKF, would replace the Luftwaffe's Fiat G-91 in the mid-1970's.

EWR's design calls for a swing-wing craft; VFW proposes a fixed-wing design. Design study contracts have not yet been awarded.

Addendum

Honeywell Inc. is about to become the third U.S. firm making computers in West Germany. IBM and Univac already have plants there, and Honeywell will start construction next year on a \$2 million facility at Heppenheim, near Frankfurt.



difficult installations made easy

The long continuous lengths of HELIAX® coaxial cable make any type of installation possible. Whether across a vast ravine or up the tallest tower, the installed cost is less. Corrugated inner and outer conductors absorb all stress. Andrew connectors firmly anchor both conductors to eliminate electrical problems. Consult your Andrew sales engineer or write Andrew Corporation, P. O. Box 807, Chicago, Illinois, U.S.A. 60642.

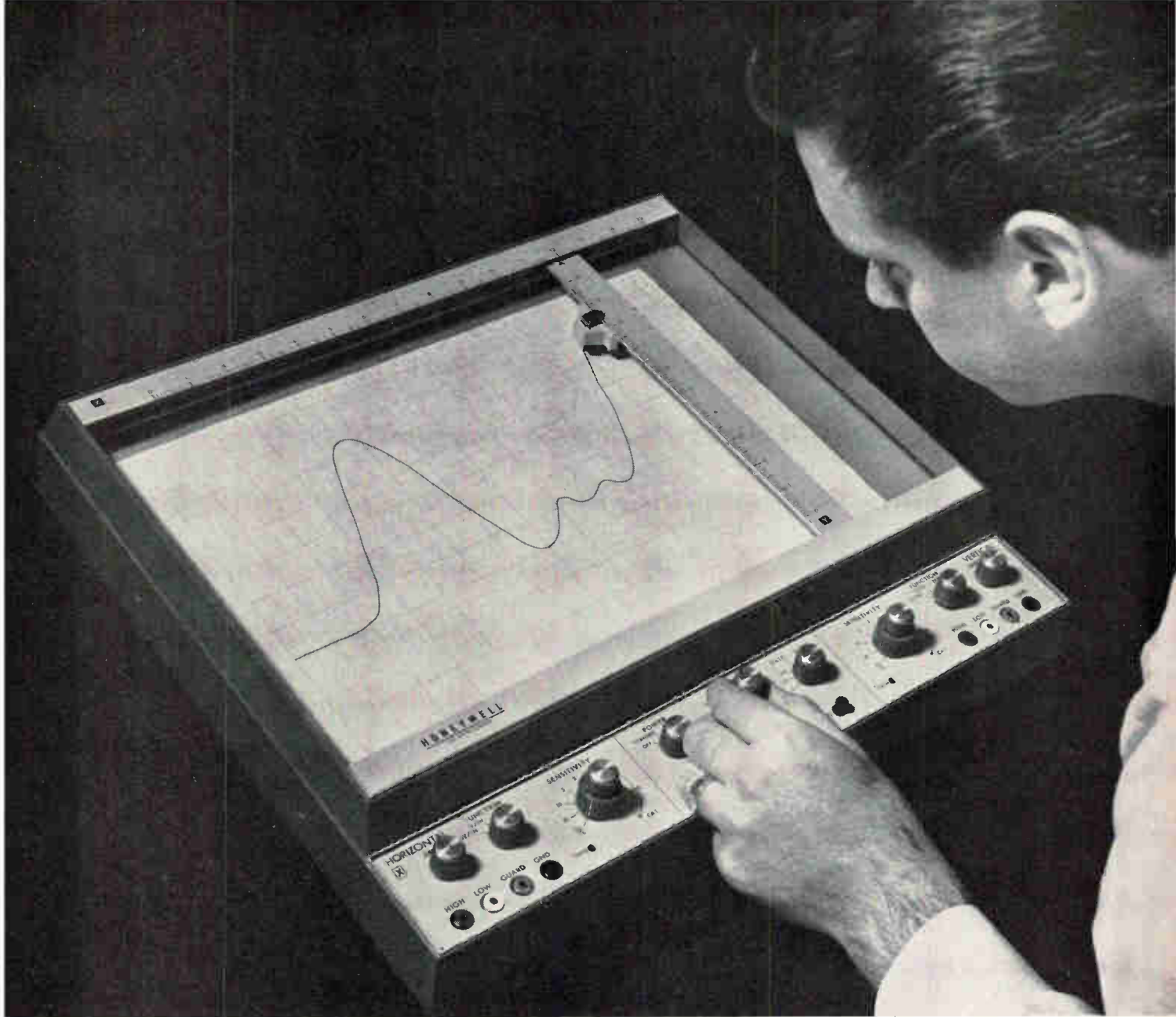


870-foot self-supporting catenary installation of 5-inch HELIAX air dielectric coaxial cable (Type HJ9-50) at mountain top site of Station KBYU-TV, Provo, Utah.

Andrew
CORPORATION

30 YEARS OF ENGINEERING INTEGRITY

10-66



Self-supported at a 30° angle, the new Honeywell 550 offers convenient bench operation — converts to rack mounting easily.

It's rugged, portable, and it works when other X-Y recorders fail. Meet our new Model 550!

We've used X-Y differential recorders around our plant for years. Most have been mechanical dropouts, balking or clogging when we really needed a record. So we decided to build one ourselves. One that worked.

The result is the new Honeywell 550—a slim, crisply designed instrument that overcomes the mechanical problems that plague other X-Y's. Its built-in reliability is protected by a tough, molded base that seals working parts from dust and dirt, even when the 550 is rack-mounted. You get smooth, quiet operation, and you get it for a long, long time.

With true differential input, high sensitivity to 100 $\mu\text{V}/\text{in.}$, and accuracy of 0.15%, the dependable 550 takes a back seat to no one in the performance department. And, it's convenient to use — there's a standby position for quick, easy paper loading, a zero check position, and rear inputs and remote capability built in.

Other 550 features include: a stainless steel pen with non-clogging polished sapphire tip; sealed potentiometers for maximum field reliability; snap-on ink cartridges; a handy zero check, and a built-in event marker. There's lots more, yet the 550 is moderately priced!

If you've been bugged by your current X-Y recorder, look into the new 550. It's another example of how Honeywell's broad line, backed by local sales and service, can provide the *precise* solution to your instrumentation problems. For full details on the 550, call your local Honeywell Sales Engineer, or write: Honeywell, Test Instruments Division, 4800 East Dry Creek Road, Denver, Colorado 80217.

Honeywell

Honeywell engineers sell solutions

Electronics Abroad

Volume 40
Number 26

International

Backtalk

Europeans have stood by in frustration for many years as American industry built near-monopolies in important fields. But the latest threat from across the Atlantic—communications satellites—has prodded a number of European governments to assign top priority to a competitive communications satellite program.

Three factors are behind the new European attitude. First, Europeans complain that the Comsat-controlled International Telecommunications Satellite Consortium (Intelsat) takes seven times more in assessments than it returns in contracts. Second, industry prefers communications spacecraft to satellites for other applications because their profitability is easier to demonstrate. Third, government policy makers are amenable to homegrown communicators because they fear that American—or, for that matter, Russian—satellites would eventually be able to beam propaganda right into citizens' homes.

The French—who else?—made the first move 20 months ago when they announced they would build a communications satellite on their own if need be. West Germany since has joined the project, called *Symphonie*, as a full partner; Belgium and Italy are negotiating for roles as junior partners. *Symphonie* is slated to be put into a fixed orbit in 1971 and a twin is slated for 1972. Michel Bignier, external relations director of the French space agency, says France would willingly move the satellite into an international control group—"if an effective European organization can be put together."

Ready to bloom. Europe is expected to solidify its space challenge before next summer. The

command post will be the European Space Research Organization (ESRO), whose members are France, Britain, West Germany, Italy, the Netherlands, Belgium, Denmark, Spain, Sweden, and Switzerland. Some financial commitments already are definite, with \$350 million earmarked through late 1971 for multinational communications-oriented projects. Another \$90 million is about to be added.

ESRO's mission has been basic research. But now it looks as if space-exploration projects will become secondary and communications satellites the agency's prime concern. And a merger with the seven-nation European Launcher Development Organization (ELDO) could be forthcoming.

Meanwhile, ESRO is reorganizing to get ready for an expanded role in Europe's space effort. The effort is led by Hermann Bondi, a Vienna-born British astronomer, who became the agency's director general last month. Says Bondi, "We want to get big enough to serve the needs of our customers, the scientists of Europe." But rather than see a new European agency established for space communications, as some have proposed, he adds, "It would clearly be better business for ESRO to build applications satellites."

Understandably, the scientists who have been running ESRO aren't overjoyed by the new commercial element being superimposed on their organization. Engineers, heretofore second-line staffers, are being put on an equal footing with the scientists, and more and better engineers are being hired to assure ESRO a top-drawer engineering capability.

To keep pace with industrial knowhow and head off delays before they occur, ESRO will become prime contractor for half its future satellites. Industry formerly did all prime contracting and ESRO merely checked out finished hardware.



Space men. Hermann Bondi (right), new director general of ESRO, explains a point to Pierre Auger. Bondi moved into the job when Auger retired.


Designing. The first communications project will be a design developed under contract to the Conférence Européenne des Télécommunications par Satellites (CETS), which includes the ESRO members plus Austria, Ireland, Monaco, Norway, and the Vatican.

New European space authorities expect the CETS plan to call for a triaxial craft stabilized by an active attitude-control system. It would carry both telephone and television channels.

Japan

Countdown

The Hayakawa Electric Co. has long been itching to jump into the U.S. market with its integrated-circuit desk calculator. But wary about a run-in with Texas Instruments Incorporated over IC patent



On the counter. Hayakawa technicians check out display circuits on MOS integrated-circuit desk calculator with Digitron readout tubes.

infringements, Hayakawa has been waiting and carefully watching.

This fall, the company was on the verge of running TI's patent blockade [Electronics, Sept. 18, p. 157], but had second thoughts. Now, Hayakawa thinks an end to the impasse over IC patents is imminent. Texas Instruments, they're convinced, will drop its long-standing demand for a wholly-owned subsidiary in Japan and soon set up a joint venture with a Japanese partner. And with the joint venture will come licenses for Japanese companies on TI's integrated-circuit patents.

So sure is Hayakawa that IC licenses will be forthcoming soon—perhaps in the next fortnight—that it now has nothing but IC machines coming off its desk-calculator production lines. The output currently is 2,000 machines monthly and the company plans to boost that figure to 5,000 by next spring. At those rates, Hayakawa must export to the U.S. or risk going broke.

Yankee version. The company has even started a production run on a 12-digit machine designed with the U.S. market in mind. It's a simplified version of the Compet CS-16A calculator—with metal-oxide-semiconductor circuits—that Hayakawa started selling in Japan in mid-December.

Hayakawa isn't the first to put an MOS integrated-circuit calculator

into production. After being plagued by technical difficulties for two years, the Victor Comptometer Corp. managed to start deliveries on one in October. But the Compet CS-16A does have the distinction of being the first machine to have the radically new Digitron readout tubes developed jointly by Hayakawa and the Ise Electronics Co. [Electronics, May 29, p. 212].

For the desk calculator, the digit patterns of the tubes were redesigned for better readability. The "0", for example, has only half the height of other digits. That way, the string of "0's" before the first significant number in the display is no longer a nuisance and there's no need to blank them out.

Except for the shift from conventional cold-cathode display tubes to Digitrons, the production version of the Compet CS-16A differs only slightly from the prototypes Hayakawa unveiled last spring [Electronics, March 20, p. 241]. Besides their MOS logic circuits, they were notable for their time-sequential display drive, which slashes the number of circuits needed to drive the readout tubes.

The redesigned calculator uses a total of 59 MOS packages together with 46 silicon transistors and 400 germanium diodes. Of the IC packages, produced by the Nippon Electric Co., 52 are used in the basic

calculator and the other seven for the memory. The prototypes had 50 MOS packages, all in the basic calculator.

Hayakawa has priced the calculator at \$639 for the Japanese market. The company has yet to set a price for the U.S. version, or Compet CS-17A. It has no memory but otherwise differs little from the Japanese models.

Video chip

In the lexicon of circuit designers at the Matsushita Electric Industrial Co., "Jungle A" means the gaggle of direct-current amplifiers a television set needs for the first video stage, the automatic gain control amplifier, and the noise-canceling circuit.

The jungle growth has been cut down in a 6-inch transistorized black-and-white portable that Matsushita now sells in Japan. The first video stage and age amplifier are on a single integrated-circuit chip. The video amplifier doubles as a synchronizing-pulse amplifier and because of its noise-limiting characteristics serves as a noise-canceler as well.

Setting the stage. With its "Jungle A" circuit, Matsushita becomes the first tv-set maker to go into production with a receiver having an IC in the video stages. IC's, though, are fairly common now in tv sound i-f stages. It's been nearly two years, in fact, since the Radio Corp. of America pioneered with a chip in the sound channel [Electronics, March 21, 1966, p. 137].

Matsushita engineers say they, too, could have put an IC in the new set's sound channel. They claim, though, that the circuits they've packed onto a single chip are better candidates for integration since all their components can be included. A sound i-f amplifier, the Matsushita men point out, needs an external transformer. But pressed, they concede that their choice of what to integrate was not entirely technological. As much as anything else, they wanted to do something that their competitors hadn't.

Quartet. The first video stage uses four of the seven transistors on

the chip. Two (Q_1 and Q_2) function as a differential amplifier. The inputs: the video signal from the second detector and a video gain control signal.

Output of the differential amplifier passes to an emitter-follower stage (Q_3), off which is picked the signal that is fed to the sound i-f input. After another stage of amplification (Q_4), the video signal leaves the IC headed for a discrete video output stage and the sync separator.

Because of the limiting action of the IC video amplifier circuits, no external pulse noise can get through to the sync separator. For inputs lower than 1.5 volts peak-to-peak, the amplifier output is linear. Anything outside this narrow range is clipped.

Trio. The agc amplifier, too, uses two of its transistors (Q_5 and Q_6) as a differential amplifier. The third transistor (Q_7) and a diode form a constant-current source. This amplifier has a gain of about 7 and it also has a clipping action on output signals that top 1 volt peak-to-peak.

All in all, the "Jungle A" IC has seven transistors, 10 resistors and one diode on a chip 1.5 by 1.25 millimeters square.

The circuit is produced by Matsushita Electronics Corp., a joint venture of Matsushita Electric and Philips' Gloeilampenfabrieken of the Netherlands.

West Germany

On the right track

The West Germans are going all out to make their new satellite tracking and control center a showcase for state-of-the-art design. Now under construction at Lichtenau, 25 miles southwest of Munich, the center will be the hub of the nation's expanding space program.

After coming up with a new look for their communications satellite ground terminal now abuilding at Raisting [Electronics, Oct. 30, p. 169], the West Germans will carry on at the Lichtenau center with a highly accurate tracker capable of around-the-clock, seven-days-a-week automatic monitoring.

"Nowhere else, to my knowledge," says Werner Fogy, project manager, "are such operations fully automatic."

Made in U.S. The German Aerospace Research Establishment is constructing the center with \$3.5 million from the Ministry of Scientific Research. Some of the money will be used to equip a data and control center at nearby Oberpfaffenhofen. About \$2 million will be spent on electronics, much of it to come from U.S. manufacturers.

The Lichtenau center is scheduled to be operational in 1969, in time for the scheduled fall launch-

ing of the first West German satellite. Azur, or the 625 A-1 satellite [Electronics, March 21, 1966, p. 222], will be boosted into space by a U.S. Air Force Scout launcher at the Western Test Range in California. The 132-pound satellite will measure the concentration and energy spectra of protons and electrons for a year in a near-Polar elliptical orbit ranging from 180 to 1,800 miles.

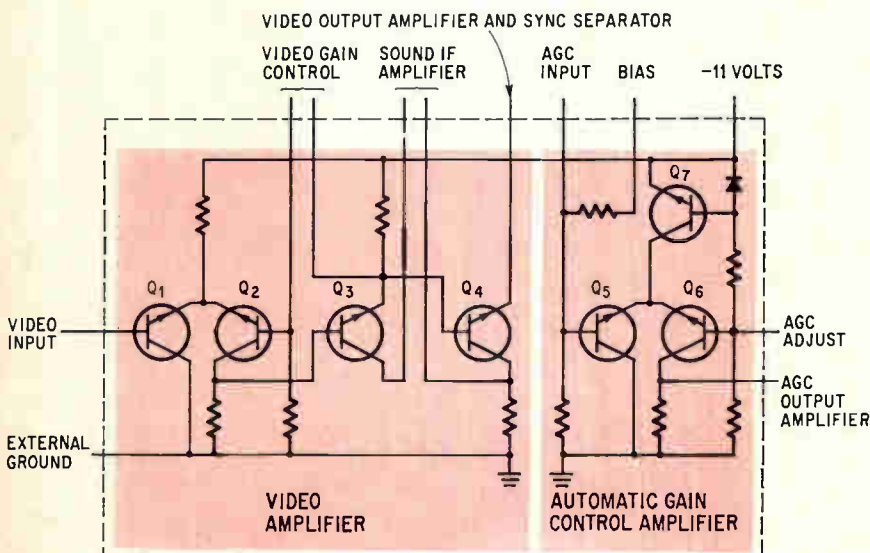
Steering by tape. All antennas at the Lichtenau center will have tape-controlled steering. These tapes will come from a computer programed with satellite orbit data from NASA's worldwide Standard tracking network. Other computers at the Oberpfaffenhofen center will process and evaluate data from orbiting satellites.

Initially, the tracking center will have three telemetry antennas. A 36-foot diameter master antenna will receive real-time and tape-stored telemetry data from a satellite at 136-to-138-megahertz frequencies. Another 36-foot antenna will be slaved to the master unit and will transmit telemetry commands to a satellite in the 147-to-156-Mhz range. The third antenna, operating in the 136-to-138-Mhz band, will be the same type as those to be installed at other stations in the West German tracking network.

The master antenna is being designed by the German Aerospace Research Establishment's Institute for Avionics and Microwaves and will be made up of 48 turnstile dipoles. It will handle all types of modulation and all polarizations. Gain will be 22 decibels. Over-all accuracy of the station's two main antennas will be $\pm 0.2^\circ$, using monopulse radar tracking for high precision.

To avoid the high-frequency noise caused by any electrical drive system, the West Germans chose a hydraulic drive.

Once the master antenna has found a satellite in the programed controlled search, it will hold its target in an autotrack mode. Azimuth and elevation data furnished by the antenna and satellite radial velocity (relative to the tracking center) will be combined to refine



Intimate. Matsushita packs first video amplifier stage and automatic gain control amplifier side-by-side on a single integrated circuit.

satellite orbit path predictions. The radial velocity will be determined from the doppler effect of the satellite's radio beacon as it passes by.

Network hub. Lichtenau will be the center of an intercontinental monitoring network stretching from Alaska to Northern Europe. Telemetry stations will be built at Lindau, Germany; Kevo, Finland; and Fort Churchill, Canada. West Germany's Rohde and Schwarz will supply antennas for these sites. Antenna steering control data for the outlying tracking stations will be supplied once a week by the Oberpfaffenhofen data and control center. It will be sent by aircraft rather than by teletype because the West Germans worry about the errors that could occur in teletype transmission. Also in the network will be existing telemetry antennas at ESRO stations at Fairbanks, Alaska, and on Spitsbergen, an island in the Arctic Ocean.

The Lichtenau facility will work with future West German satellites after Azur and will help in future NASA and ESRO satellite monitoring programs.

Sweden

Sweeping change

Hydrographic surveys are costly propositions. And much of the expense comes from the equipment needed to precisely position the ships conducting the survey.

In the U.S., for example, the Naval Oceanographic Office figures it costs about \$50,000 for a vessel's positioning gear. Now, Sweden has come up with a method and equipment for surveying that will allow nine boats to be controlled with \$60,000 worth of hardware. At the same time the Swedish system makes for faster and more comprehensive surveying.

New standard. A Navy official says the equipment is "remarkably simple in concept and design" and could replace the standard method of oceanographic surveying where a single ship is guided from a shore

facility. He also sees it being used for other marine activities, including minesweeping and private surveying by the major oil companies.

The method, developed by the Swedish Board of Shipping and Navigation, is to position nine craft—rather than one—in a line and sweep a specific area. The key is simple but precise equipment that allows a shore-guided mother boat to do the positioning for eight daughter boats, four on either side of her, as they collect data and feed it to her.

Svenska AB Traadloes Telegraf of Stockholm developed the distance-keeping equipment and will go into production next April. Prototype equipment has been tested in Sweden and late last month was demonstrated to the U.S. Naval Oceanographic Office on Chesapeake Bay.

Signals. The equipment consists of one transmitter and nine receivers. The transmitter unit on the mother ship is controlled by an electronic timer that sequences two pulses. One pulse is sent underwater from an ultrasonic transmitter (50 kilohertz) and the other is a radio signal (27 to 29 megahertz).

The radio signal is delayed as long as it takes the ultrasonic signal to reach the imaginary line on which the smaller boats travel. The two signals are then compared in the daughter ship's receiver. If they're received at the same time, a needle on a display meter stays dead center to indicate that the ship is on station.

Should the radio pulse be received first, a capacitor is charged and the needle drifts to the right, indicating that the daughter ship is drifting away from the line. The converse is true when the underwater pulse arrives first. The helmsman on the boat simply follows the needle. A knob on the transmitter can be set to align the eight ships on lanes 80, 160, 300, or 600 feet apart. At the Navy demonstration, it was determined that the equipment was doing its job to within about two feet of accuracy.

While the Swedish government has been the only buyer thus far, a

U.S. Navy official says the Navy is "very interested." He points out that for the \$10,000 additional the Swedish system would cost, a lot more oceanographic surveying could be accomplished at a relatively low cost.

Great Britain

Filling a vacuum

British users of high-frequency communications agree that the mandate from the International Telecommunications Union to switch to single-sideband transmission by 1970 [Electronics, Nov. 27, p. 190] imposes requirements for accuracy and reliability not easily met by existing inexpensive equipment.

It's to be expected that Britain's leading makers of general-purpose gear will start moving into the breach as soon as possible. But they've been beaten to the market by a firm that isn't considered to be a leader in the field—GEC (Electronics) Ltd., a subsidiary of the British General Electric Co. (not connected with its U.S. namesake).


In the ballpark. GEC hasn't come up with anything new. Rather, in the words of a competitor, it has produced a receiver-synthesizer that's "an advance on what's available in general-purpose, inexpensive gear."

The GEC device costs \$2,750 for integrated receiver and synthesizer, or \$1,800 for the synthesizer alone. By contrast, a lab-quality synthesizer costs upwards of \$7,000. A synthesizer is necessary in order to obtain an oscillator frequency stable enough so that the receiver can be left unattended.

To keep the price low, GEC sacrificed resolution. The device has a resolution of 100 hertz; a typical high-quality device, 0.01 hertz. The company claims high stability: one to five parts in 10 million and better than 5 hz at 30 megahertz for the entire unit; three parts in 100 million per day in continuous operations at the 4.8 Mhz internal crystal frequency drive standard.



Adams & Westlake Co. Kasper & Associates, Inc.	52	Hayakawa Electronics Co., Ltd. Dai-Ichi International, Inc.	127	Sage Electronics Corp. Mathison Adv., Inc.	145
Adret Electronique Promotion Vente Publicite	114	Hewlett Packard Associates Lennen & Newell, Inc.	35	Schlumberger, A.C.B. HI-FI Publicite	OAS 17
Airco Speer Electronic Components Hazard Adv. Co., Inc.	45	Hewlett Packard, Colorado Springs Div.	3rd Cover	Schlumberger, Div. Electronique & Composants	OAS 19
Airpax Electronics, Inc. Welch, Mirabile & Co., Inc.	55	Hewlett Packard, Dymec Div. Lennen & Newell, Inc.	1	Schlumberger/Direction Generale Promotion Vente Publicite	OAS 11
AMP, Inc.	30, 31	Hewlett Packard, Frequency & Time Div. Lennen & Newell, Inc.	49	Schneider, R.T. Noirclerc Publicite	OAS 6, OAS 7
Garceau, Hallahan & McCullough, Inc. Amperite Co.	138	Hewlett Packard, Loveland Div. Tallant/Yates Adv., Inc.	17, 38	S. D. S. A. Publi-Service	118
H. J. Gold Co.	19	Hewlett Packard, Microwave Div. Lennen & Newell, Inc.	2	Semtech Corp. Burruss Advertising	18
Amphenol Corp., Connector Div. Marsteller, Inc.	106	Honeywell Computer Control Div. Franklin P. Folts, Inc.	43	Sesco Maurice Ridart Editions Techniques & Publicite de Firmes	OAS 5
Ancrona Corp. Wilhelm Bacher	159	Honeywell Test Instruments Div. Campbell Mithun, Inc.	160	Sierra Electronics, Division Philco Ford Hal Lawrence, Inc.	5
Andrew Corp. Fensholt Adv., Inc.	OAS 23	IEEE (Institute of Electrical & Electronic Engineers) Alpaugh Advertising	134	Signetics Corp. Sub. Corning Glass Works Cunningham & Walsh, Inc.	50
Anritsu Electric Co., Ltd. Diamond Agcy. Co., Ltd.	140	Imtra Corp. S. Gunnary Myrbeck Co.	145	Singer Co., Metrics Div. Hepler & Gibney, Inc.	6
Arnold Engineering Co. Burton Browne Adv.	OAS 8	Information Handling Services Martz & Associates	111	Solartron Electronic Group, Ltd.	OAS 12, OAS 13
Ates Componenti Elettronici S.P.A.	126	Jerrold Electronics Corp. Mohr & Co., Inc.	14	Southern Advertising, Ltd.	11
Atlas Chemical Industries, Inc. Aerospace Components Div. Harris D. McKinney, Inc.	101	Kikusui Electronics Corp. Kyodo Adv. Co., Ltd.	143	Sorensen Operation, Raytheon Co. James Advertising, Inc.	OAS 26
Automatic Electric Co., Sub. of General Telephone & Electronics Corp. Marsteller, Inc.	110	Lapp Insulator Co. Wolff Associates	122	Souriau & Cie Ariane Publicite	OAS 16
AVTEL Corp. Frost, Shaffer, Gauthier	117	Litton Industries, Inc., Triad Distributor West, Weir & Bartel, Inc.	16	S. P. Electronica Publicitas SPA	10, 56
Babcock Relays, Div. of Babcock Electronics Corp.	131	Loeb, Rhoades & Co. Doremus & Co.	130	Sprague Electric Co., The The Harry P. Bridge Co.	134
Jansen Associates, Inc.	131	LTT Promotion Vente Publicite	OAS 24	Susumu Industry Co., Ltd. Dentsu Advertising	143
Bausch & Lomb, Inc. Wolff Associates, Inc.	48	Machlett Laboratories, Div. of Raytheon Co.	9	Synthane Corp. Arndt, Preston, Chapin, Lamb & Keen, Inc.	138
Borden Chemical Co. Mystik Tape Industrial Div. Conahay & Lyon, Inc.	120	Magnecraft Electric Co. Allbright Associates	109	Taiyo Denki Co., Ltd. Sanko Sha Adv. Co., Ltd.	102
Bourns, Inc. Trimpot Div. Lester Co., The	116	Magnetic Shield Div., Perfection Mica Co.	139	Tektronix, Inc. Hugh Dwight Adv., Inc.	36
Bulova Watch Co., Electronics Div. Frank Best Co., Inc.	113	Mallory & Co., P.R., Mfg. Div. Aitkin-Kynett Co.	119	Teledyne Relays Co. S. Michelson Advertising	29
Capitol Radio Engineering Institute Henry J. Kaufman & Assoc.	132	Marconi Radio Communication Hampshire House Ltd.	OAS 14	Tempress Research Co., Inc. Hal Lawrence, Inc.	28
Celanese Corporation of America, Celanese Plastics Div. West, Weir & Bartel, Inc.	37	Matsuo Electronics Co., Ltd. Daiko Adv., Inc.	OAS 18	Texas Instruments Incorporated, Components Group Don L. Baxter, Div. of Albert Frank-Guenter Law, Inc.	136
Cherry Electrical Products Corp. K & A, Inc.	32, 33	Meguro Electronic Instrument General Adv. Agcy., Inc.	134	Texas Instruments Incorporated, Industrial Products Group Robinson-Gerrard, Inc.	124
Clare & Company, C.P. Reincke, Meyer & Finn Adv., Inc.	24	Memorex Corp. Hal Lawrence, Inc.	112	TRW Semiconductors, Inc. Fuller & Smith & Ross, Inc.	147
Clifton Precision Products Co., Div. of Litton Industries Ivey Advertising, Inc.	51	Methode Electronics, Inc. Connector Div. Sander Rodkin Adv. Agcy., Ltd.	8, 166	Trygon Electronics, Inc. Kameny Assoc., Inc.	127
Components, Inc. Creative Adv. Agcy.	70	Micro Dumesnil Publicite	OAS 27, OAS 28	Tung Sol Div., Wagner Electric Corp. E.M. Freystadt Assoc.	123
Consolidated Electrodynamics Corp., Sub. of Bell & Howell	21	Microsonics, Inc. S. Gunnar Myrbeck & Co.	44	Universal Instruments Corp. Caroe Marketing, Inc.	130
Hixson & Jorgensen, Inc.	142	Mitsumi Electric Co., Ltd. Sanko T. Sushinsha, Ltd.	OAS 2, OAS 3	Vector Electronics Co. VanDer Boom, McCarron, Inc.	OAS 4
Cook Electric Co. Automatic Controls Div. Grant/Jacoby, Inc.	118	Mullard IED, Ltd. Roles & Parker, Ltd.	OAS 25	Wells Electronics, Inc. Weco Advertising	142
Couch Ordnance, Inc., Couch Company Inc. Culver Adv., Inc.	OAS 9	Murata Mfg. Co., Ltd. Dentsu Adv., Ltd.	145	Classified Advertising F.J. Eberle, Manager	142
C. S. F. SPI Agency	118	National Electronics, Inc. Connor-Sager Assoc.	12, 13	PROFESSIONAL SERVICES	142
Curry, McLaughlin & Len, Inc. V.C. Graphics, Inc.	OAS 9	National Semiconductor Corp. Jay Chiat & Assoc.	20	EMPLOYMENT OPPORTUNITIES	142
Cutler-Hammer, International Campbell-Mithun, Inc.	144	NJE Corp. Keyes, Martin & Co.	34	EQUIPMENT (Used or Surplus New)	142
Daven, Inc. Weston Assoc., Inc.	147	Norden, Div. of United Aircraft Corp. Cunningham & Walsh, Inc.	46	ADVERTISERS INDEX	
Delevan Electronics Corp. Stahlka, Fallier & Klenk	22	North Atlantic Industries, Inc. Murray Heyert Assoc.	7	Fishman, Philip Co.	142
Digital Equipment Corp. Kalb & Schneider, Inc.	139	Pacific Measurements, Inc. Jack Herrick Adv., Inc.	143	Radio Research Instrument Co.	142
Dit-Mco International, Div. of Xebec Corp.	27	Pek Laboratories, Inc. Sturges Advertising	OAS 1	Rotte, John Associates	142
Martin Fromm & Assoc., Inc.	OAS 10	Philips Eindhoven, N.V. T.A.G. De La Mar	4th Cover, 47	Varo Inc.	142
DuPont de Nemours Co., Teflon Div. Batten, Barton Durstine & Osborn, Inc.	15	Radio Corporation of America Al Paul Lefton Co.	108	For more information on complete product line see advertisement in the latest Elec- tronics Buyer's Guide	
DX Antenna Sanko Sha Advertising Agency Co. Ltd.	110	Radio Materials Co., Div. of P.R. Mallory & Co. Gallay Adv., Inc.	128	Advertisers in Overseas Advertising Section following newsletter from abroad	
E G & G, Inc. Culver Adv., Inc.	OAS 20, OAS 21	Redcor Corp. Smith-Klitten, Inc.	OAS 15		
Ellectronica Metallux Jachini Pietro Agency	110	Rochar Electronique, Div. of Schlumberger Promotion Vente Publicite			
Emerson & Cuming, Inc. Edwin F. Hall	15				
Fluke Manufacturing Co., John Bonfield Associates	135				
General Electric Co., Miniature Lamp Div. Batten, Barton, Durstine & Osborn, Inc.	2nd Cover				
General Radio Co. Horton, Church & Goff, Inc.					



**Large
or
Small...**

**Methode Printed Circuit quality
assures "full measure"
performance everytime!**

Sub-miniature to king size, single to multi-layer printed circuits with as many as 20 layers, Methode quality assures "full measure" performance and reliability in any product application — military or commercial.

Methode is staffed, equipped, and experienced to provide you with practically limitless printed circuit production capability without compromising quality standards or delivery schedules.

We invite your inquiry at any time. We are confident our "gained-from-experience-knowledge" in serving sophisticated circuitry needs, can prove beneficial to your product's performance and profit picture.

Try us and see.



Printed Circuit Division

Methode Electronics, Inc.

General Offices:

7447 W. Wilson Ave., Chicago, Illinois 60656 • 312/867-9600

Advertising sales staff

Frank E. LeBeau [212] 971-6464

Advertising sales manager

Wallis Clark [212] 971-2127

Assistant to sales manager

Donald J. Austermann [212] 971-3139

Promotion Manager

Atlanta, Ga. 30309: Michael H. Miller, 1375 Peachtree St., N.E.

[404] 892-2868

Boston, Mass. 02116: William S. Hodgkinson

McGraw-Hill Building, Copley Square

[617] CO 2-1160

Chicago, Ill. 60611: Robert M. Denmead,

J. Bradley MacKimm, Ralph Hanning,

645 North Michigan Avenue,

[312] MO 4-5800

Cleveland, Ohio 44113: William J. Boyle, 55

Public Square, [216] SU 1-7000

Dallas, Texas 75201: Richard P. Poole, 1800

Republic National Bank Tower,

[214] RI 7-9721

Denver, Colo. 80202: Joseph C. Page, David

M. Watson, Tower Bldg., 1700 Broadway,

[303] 255-5484

Detroit, Michigan 48226: Ralph Hanning

856 Penobscot Building

[313] 962-1793

Houston, Texas 77002: Kenneth George,

2270 Humble Bldg., [713] CA 4-8381

Los Angeles, Calif. 90017: Ian C. Hill,

John G. Zisch, 1125 W. 6th St.,

[213] HU 2-5450

Minneapolis, Minn. 55402: J. Bradley

MacKimm, 1104 Northstar Center

[612] 332-7425

New York, N.Y. 10036

500 Fifth Avenue

Donald R. Furth [212] 971-3615

James R. Pierce [212] 971-3616

Jeffrey M. Preston [212] 971-3617

Philadelphia, Pa. 19103:

Warren H. Gardner,

6 Penn Center Plaza,

[215] LO 8-6161

Pittsburgh, Pa. 15222: Warren H. Gardner,

4 Gateway Center, [412] 391-1314

Portland, Ore. 97204: James T. Hauptli,

218 Mohawk Building, 222 S.W. Morrison

Street, Phone [503] 223-5118

Rochester, N.Y. 14534: William J. Boyle,

9 Greylock Ridge, Pittsford, N.Y.

[716] 586-5040

St. Louis, Mo. 63105: Robert M. Denmead

The Clayton Tower, 7751 Carondelet Ave.

[314] PA 5-7285

San Francisco, Calif. 94111:

James T. Hauptli, 255 California Street,

[415] DO 2-4600

London W1: Edwin S. Murphy Jr.,

34 Dover Street, Hyde Park 1451

Paris: Pierre Braude, European Director

Iena Commercial Bldg., 33 rue Galilee

Phone: 553-47-79

Milan: Robert Saidel

1 via Baracchini Phone: 86-90-656

Frankfurt/Main: Hans Haller

Elsa-Brandstroem Str. 2

Phone: 72 01 81

Geneva: Mike Zeynel

1, rue du Temple Phone: 31 95 60

Tokyo: Nobuyuki Sato, 1, Kotohiracho

Shiba, Minato-Ku [502] 0656

Osaka: Ryoji Kobayashi 163, Umegae-cho

Kita-ku [362] 8771

Business Department

Wallace C. Carmichael, Manager

[212] 971-3191

Stephen R. Weiss, Production Manager

[212] 971-2044

Thomas M. Egan,

Assistant Production Manager [212] 971-3140

Dorothy Carmesin, Contracts and Billings

[212] 971-2908

Frances Vallone, Reader Service Manager

[212] 971-2865

Circulation and Research

Milton Drake, Manager [212] 971-3485

Isaaca Siegel, Assistant Circulation Manager

[212] 971-6057

David Strassler, Assistant Research Manager

[212] 971-6058

Chloe D. Glover, Research Associate

[212] 971-6057

Electronics Buyers' Guide

George F. Werner, General Manager

[212] 971-2310

Ray Smyth, Eastern Regional Manager

[212] 971-6538

Regina Hera, Directory Manager

[212] 971-2544

Thomas M. Egan, Production Manager

[212] 971-3140

Electronics reader service

Use these handy post cards for more detailed information on: products advertised, new products, new literature.

Circle the number on the Reader Service post card that corresponds to the number at the bottom of the advertisement, new product item, or new literature in which you are interested.

Please print clearly. All written information must be legible to be efficiently processed.

If someone has beaten you to the post cards, you may obtain the needed information by writing directly to the manufacturer, or by sending your name and address, plus the Reader Service number, to Electronics Reader Service department.

All inquiries from outside the U.S. that cannot reach Electronics before the expiration dates noted on the Reader Service post card, must be mailed directly to the manufacturer. The manufacturer assumes all responsibilities for responding to inquiries. Electronics merely provides and clears requests for information from inquirer to manufacturer.

Correct amount of postage must be affixed for all mailings from outside the U.S.

To subscribe to or to renew Electronics

Fill in the "For Subscriptions" area on the card if you desire to subscribe to or renew your present subscription to Electronics. Send no money. Electronics will bill you at the address indicated on the Reader Service post card.

Multi-product advertisements

For information on specific items in multi-product advertisements which do not have a specific Reader Service number indicated write directly to manufacturer for information on precise product in which you are interested.

Warning: The Post Office now requires your ZIP CODE on all mail. Please include your ZIP CODE number when filling out your reply card.

26 Please Print Clearly *For employment inquires fill in home address. **14**

Name _____ title _____ December 25, 1967

Company* _____ Card Expires

Address _____ February 25, 1968

City _____ State _____ Zip Code _____

1 20 39 58 77 96 115 134 153 172 191 210 229 248 267 286 305 324 343 362 381 400 419 438 457 476 495 514 962
2 21 40 59 78 97 116 135 154 173 192 211 230 249 268 287 306 325 344 363 382 401 420 439 458 477 496 515 963
3 22 41 60 79 98 117 136 155 174 193 212 231 250 269 288 307 326 345 364 383 402 421 440 459 478 497 516 964
4 23 42 61 80 99 118 137 156 175 194 213 232 251 270 289 308 327 346 365 384 403 422 441 460 479 498 517 965
5 24 43 62 81 100 119 138 157 176 195 214 233 252 271 290 309 328 347 366 385 404 423 442 461 480 499 518 966
6 25 44 63 82 101 120 139 158 177 196 215 234 253 272 291 310 329 348 367 386 405 424 443 462 481 500 900 967
7 26 45 64 83 102 121 140 159 178 197 216 235 254 273 292 311 330 349 368 387 406 425 444 463 482 501 901 968
8 27 46 65 84 103 122 141 160 179 198 217 236 255 274 293 312 331 350 369 388 407 426 445 464 483 502 902 969
9 28 47 66 85 104 123 142 161 180 199 218 237 256 275 294 313 332 351 370 389 408 427 446 465 484 503 951 970
10 29 48 67 86 105 124 143 162 181 200 219 238 257 276 295 314 333 352 371 390 409 428 447 466 485 504 952 971
11 30 49 68 87 106 125 144 163 182 201 220 239 258 277 296 315 334 353 372 391 410 429 448 467 486 505 953 972
12 31 50 69 88 107 126 145 164 183 202 221 240 259 278 297 316 335 354 373 392 411 430 449 468 487 506 954 973
13 32 51 70 89 108 127 146 165 184 203 222 241 260 279 298 317 336 355 374 393 412 431 450 469 488 507 955 974
14 33 52 71 90 109 128 147 166 185 204 223 242 261 280 299 318 337 356 375 394 413 432 451 470 489 508 956 975
15 34 53 72 91 110 129 148 167 186 205 224 243 262 281 300 319 338 357 376 395 414 433 452 471 490 509 957 976
16 35 54 73 92 111 130 149 168 187 206 225 244 263 282 301 320 339 358 377 396 415 434 453 472 491 510 958 977
17 36 55 74 93 112 131 150 169 188 207 226 245 264 283 302 321 340 359 378 397 416 435 454 473 492 511 959 978
18 37 56 75 94 113 132 151 170 189 208 227 246 265 284 303 322 341 360 379 398 417 436 455 474 493 512 960 979
19 38 57 76 95 114 133 152 171 190 209 228 247 266 285 304 323 342 361 380 399 418 437 456 475 494 513 961 980

26 Please Print Clearly *For employment inquires fill in home address. **14**

Name _____ title _____ December 25, 1967

Company* _____ Card Expires

Address _____ February 25, 1968

City _____ State _____ Zip Code _____

1 20 39 58 77 96 115 134 153 172 191 210 229 248 267 286 305 324 343 362 381 400 419 438 457 476 495 514 962
2 21 40 59 78 97 116 135 154 173 192 211 230 249 268 287 306 325 344 363 382 401 420 439 458 477 496 515 963
3 22 41 60 79 98 117 136 155 174 193 212 231 250 269 288 307 326 345 364 383 402 421 440 459 478 497 516 964
4 23 42 61 80 99 118 137 156 175 194 213 232 251 270 289 308 327 346 365 384 403 422 441 460 479 498 517 965
5 24 43 62 81 100 119 138 157 176 195 214 233 252 271 290 309 328 347 366 385 404 423 442 461 480 499 518 966
6 25 44 63 82 101 120 139 158 177 196 215 234 253 272 291 310 329 348 367 386 405 424 443 462 481 500 900 967
7 26 45 64 83 102 121 140 159 178 197 216 235 254 273 292 311 330 349 368 387 406 425 444 463 482 501 901 968
8 27 46 65 84 103 122 141 160 179 198 217 236 255 274 293 312 331 350 369 388 407 426 445 464 483 502 902 969
9 28 47 66 85 104 123 142 161 180 199 218 237 256 275 294 313 332 351 370 389 408 427 446 465 484 503 951 970
10 29 48 67 86 105 124 143 162 181 200 219 238 257 276 295 314 333 352 371 390 409 428 447 466 485 504 952 971
11 30 49 68 87 106 125 144 163 182 201 220 239 258 277 296 315 334 353 372 391 410 429 448 467 486 505 953 972
12 31 50 69 88 107 126 145 164 183 202 221 240 259 278 297 316 335 354 373 392 411 430 449 468 487 506 954 973
13 32 51 70 89 108 127 146 165 184 203 222 241 260 279 298 317 336 355 374 393 412 431 450 469 488 507 955 974
14 33 52 71 90 109 128 147 166 185 204 223 242 261 280 299 318 337 356 375 394 413 432 451 470 489 508 956 975
15 34 53 72 91 110 129 148 167 186 205 224 243 262 281 300 319 338 357 376 395 414 433 452 471 490 509 957 976
16 35 54 73 92 111 130 149 168 187 206 225 244 263 282 301 320 339 358 377 396 415 434 453 472 491 510 958 977
17 36 55 74 93 112 131 150 169 188 207 226 245 264 283 302 321 340 359 378 397 416 435 454 473 492 511 959 978
18 37 56 75 94 113 132 151 170 189 208 227 246 265 284 303 322 341 360 379 398 417 436 455 474 493 512 960 979
19 38 57 76 95 114 133 152 171 190 209 228 247 266 285 304 323 342 361 380 399 418 437 456 475 494 513 961 980

Electronics New subscription application

Please start my three year subscription for only \$16 — I save \$8!

1 Year \$8 Bill Me Bill Company Payment Enclosed

Subscription Includes 1,200 Page Annual Buyers' Guide Issue

Name _____ Title _____

Company _____
Please Fill In All Spaces

Company address _____

City _____ State _____ Zip code

Product manufactured _____ or Service performed _____

Are you involved in the specification of electronic or allied products? Yes No

Please check your department or function:

Research Design, development Production, operation, maintenance

Other (please describe) _____

Above rates apply only to those professionally engaged in electronics technology. All others, \$25 per year.

L- _____

M- _____

Reprint service

All Electronics editorial matter available in reprint form:

For reprints of special reports and feature articles see list on right side of this page. Send your order to Electronics Reprint Department at the address indicated. To expedite mailing of your order for single reprints please send cash, check or money order with your order. Allow 3-4 weeks for delivery.

Bulk reprints of editorial matter can be ordered from current or past issues. The minimum quantity is 100 copies. Prices quoted on request: call 212-971-2274, or write to address below.

Warning: The Post Office now requires your ZIP CODE on all mail. Please include your ZIP CODE number when filling out your reply card.

3

Business reply mail

No postage stamp necessary if mailed in the United States

Postage will be paid by

Electronics
Reader service department
Box 444
Hightstown, N. J. 08520

First class
Permit no. 42
Hightstown, N. J.



2

Business reply mail

No postage stamp necessary if mailed in the United States

Postage will be paid by

Electronics
Reader service department
Box 444
Hightstown, N.J. 08520

First class
Permit no. 42
Hightstown, N. J.



1

Business reply mail

No postage stamp necessary if mailed in the United States

Postage will be paid by

Electronics
P. O. Box 514
Hightstown, N. J. 08520

Subscription department

First class
Permit no. 42
Hightstown, N. J.



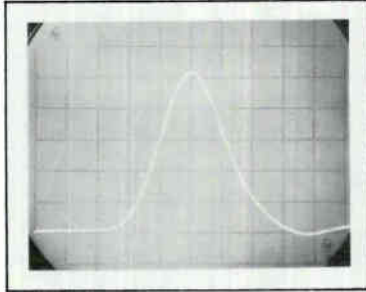
To order reprints or for further information, please write to: **Electronics Reprint Department, 330 West 42nd Street, New York, N.Y. 10036.**

You may order any of the below listed reprints by key number. Discounts on quantities over 10.

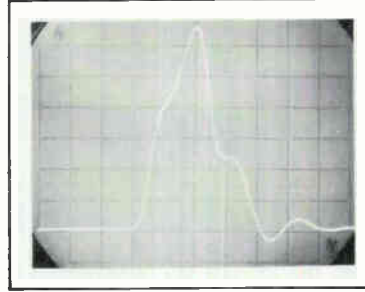
- Key no. R-01 **Computer-aided Design: Part I, The Man-machine Merger.** 16 pages. \$1.25.
- Key no. R-02 **Vietnam Communications Network Growing Into Southeast Asia's Best.** 3 pages. 25¢.
- Key no. R-03 **Sense Amplifier Fits Any Product.** 6 pages. 25¢.
- Key no. R-04 **Multilayer Circuit Boards: Sharpening An Imperfect Art.** 7 pages. 50¢.
- Key no. R-05 **Topology Cuts Design Drudgery.** 12 pages. 50¢.
- Key no. R-06 **Report on Japanese Technology: Sony.** 20 pages. 50¢.
- Key no. R-08 **U.S. Electronics Markets 1967.** 26 page forecast report with 6 page foldout. \$1.00.
- Key no. R-09 **1966 Electronics Index to Technical Articles and Authors Free.**
- Key no. R-010 **Special Report on Large Scale Integration.** 54 pages. \$1.50.
- Key no. R-011 **Medical Electronics (1967).** 8 part series, 44 pages. \$1.25.
- Key no. R-012 **Special Report on Gallium Arsenide** 17 parts. 32 pages. \$2.00
- Key no. R-013 **European Electronics Markets 1968** 24 page forecast report with a 6 page foldout. \$1.00
- Key no. R-87a **The Packaging Revolution in Microelectronics, Parts I through VI.** 64 pages. \$2.00.
- Key no. R-86a **Computer Time Sharing, Parts I and II.** 32 pages. \$1.00.
- Key no. R-79 **MOS Integrated Circuits.** 12 pages. 50¢.
- Key no. R-78 **The Overlay Transistor.** 15 pages. 50¢.
- Key no. R-75 **Biotelemetry.** 2 part series, 16 pages. 50¢.
- Key no. R-64 **Field Effect Transistors, Parts I, II, and III.** 64 pages. \$1.00.
- Key no. R-60 **Transistor Heat Dissipators.** 32 pages. 50¢.

Your scope may be introducing 5, 10 or 50% error in your nanosecond rise time measurements!


4 ns T_r
pulse on a
50 MHz scope*



4 ns T_r
pulse on a
150 MHz scope*



*Identical pulses were photographed, using an hp 140A 1 GHz Sampling System. Rise time pads were used to produce the equivalent of the 50 MHz bandwidth and 150 MHz bandwidth scopes.



With the hp 140 1 GHz Sampling System, you see your waveforms as they truly are—without degradation, without distortion and without objectionable error!

When fast repetitive waveforms in the high frequency range push your real time conventional scope capabilities, use the hp 1 GHz Sampling System to provide the desirable 5-times-the-bandwidth capabilities. You can see pulse risetimes as fast as 2 ns the way they really are with the hp 1 GHz System—without degradation—without pulse modification by the scope!

With a 4 ns rise time pulse, the hp 140 1 GHz Sampling System with its 0.35 ns rise time would add only a 0.25% error. The same 4 ns pulse on a 150 MHz scope with a 2.4 ns rise time would add an error of 16.7%. With the hp 1 GHz system you see *all* the overshoot, ringing and other perturbations.

There's nothing complicated about using the hp 1 GHz Sampling System. With the internal delay lines, it's as easy to use as a real time scope. And, you improve your sensitivity! The versatile hp 1410A Sampling Vertical Amplifier gives you 1 mV/cm sensitivity at 1 GHz.


To learn how the hp 1 GHz Sampling System can in-

crease the accuracy of your measurements, contact your hp field engineer. He can show you why Hewlett-Packard is first in sampling oscilloscopes: First with 12.4 GHz sampling, first with 28 ps rise time sampling, first with sampling TDR (now 40 ps), first with high impedance sampling input, first with convenient variable persistence and storage—FIRST IN SAMPLING! Or, write Hewlett-Packard, Palo Alto, California 94304. In Europe: 54 Route des Acacias, Geneva.

Price of the hp 1 GHz Sampling System: With hp 140A Oscilloscope, \$3395; with hp 141A Variable Persistence and Storage Oscilloscope, \$4195.

HEWLETT  PACKARD
OSCILLOSCOPE SYSTEMS

Flick! TV or radar readout on a single RCA cathode-ray tube



Used in conjunction with existing RCA Scan-Converter tubes, three new cathode-ray tubes from RCA are particularly designed for use in military and aerospace systems where conservation of space, weight, and power are paramount. High brightness and medium to short persistence are other attributes.

All three CRTs are designed specifically for the visual display of television output signals as well as radar output converted from scan-converter tubes. Other critical information displays may be accommodated.

Check the specifications. For further information or applications assistance, write Storage-Tube Marketing, RCA, Lancaster, Pennsylvania, or RCA Commercial Engineering, Section L19Q, Harrison, N.J. 07029.

Tube Type	Faceplate Size	Length	Line Width (Typical)	Focus	Defl.
C24047	6" rectangular	8 $\frac{1}{8}$ "	0.005"	electrostatic	90° magnetic
C24048	8" rectangular	10 $\frac{1}{8}$ "	0.006"	electrostatic	90° magnetic
C24049	8" rectangular	10 $\frac{1}{8}$ "	0.006"	magnetic	magnetic

RCA Electronic Components and Devices



The Most Trusted Name in Electronics