


AUGUST 7, 1959

electronics

A MCGRAW-HILL PUBLICATION

VOL. 32, No. 32

PRICE SEVENTY-FIVE CENTS




Spectroheliograph
of Sun's Chromosphere

Special
Technique
and Business
Growth in the
West



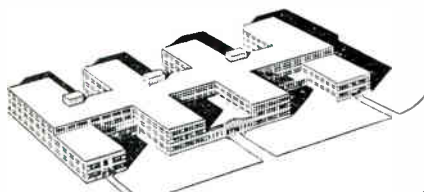
WESCON

NEW — FOR THE PRECISE MEASUREMENT OF INDUCTANCE



Type 1632-A Inductance Bridge \$875

- ★ The ideal bridge for the calibration of inductance standards.
 - ★ Wide range — 0.0001 μ h to 1111h.
 - ★ Basic direct-reading inductance accuracy is $\pm 0.1\%$.
 - ★ High resolution — six significant figures.
 - ★ No sliding balance.
- ★ Easy, in-line readout. Range switch locates decimal point and identifies units of measurement.
- ★ Designed for use at 1 kc and lower, the bridge will make measurements to at least 10 kc with slight reduction in accuracy.
- ★ Measures either parallel or series inductance over mid-range; parallel inductance for high-Q inductors, series inductance when Q is low. Direct reading in terms of conductance and inductance.
- ★ Incremental inductance measurements may be made at low a-c and d-c voltages.



**We've Moved
To Our New Plant and Main Offices**

General Radio
also manufactures
a complete line of Inductance Standards. Write for complete information.

GENERAL RADIO COMPANY

WEST CONCORD, MASSACHUSETTS

1928
First Standard-Signal
Generator

NEW YORK AREA
Broad Ave. at Linden
Ridgefield, N. J.
N. Y. WOrth 4-2722
N. J. WHitney 3-3140

CHICAGO
6605 W. North Ave.
Oak Park Ill.
Village 8-9400

PHILADELPHIA
1150 York Rd.
Abington, Pa.
HAncock 4-7419

WASHINGTON, D.C.
8055 Thirteenth St.
Silver Spring, Md.
JUner 5-1088

SAN FRANCISCO
1182 Los Altos Ave.
Los Altos, Cal.
WHitediff 8-8233

LOS ANGELES
1000 N. Seward St.
Los Angeles 38, Cal.
HOLlywood 9-6201

IN CANADA
99 Floral Pkwy.
Toronto 15, Ontario
Cherry 6-2171

Issue at a Glance

A MCGRAW-HILL PUBLICATION
Vol. 32 No. 32

JAMES GIRDWOOD, *Publisher*

W. W. MacDONALD, *Editor*

JOHN M. CARROLL, *Managing Editor*

Associate Editors: Frank Leary, Michael F. Tomaino, Howard K. Janis, Sylvester P. Carter, Raland J. Charest, William P. O'Brien, George Sideris, John F. Mason, William E. Bushor, Thomas Emma, Samuel Weber, Sy Vogel, Leslie Solomon, M. M. Perugini.

Pacific Coast Editor (Los Angeles) Harold C. Hood; *Midwestern Editor (Chicago)* Harold Harris; *New England Editor (Boston)* Thomas Maguire.

Art Director, Harry Phillips, Roy Thompsen.

Production Editor, John C. Wright, Jr., Bernice Duffy.

Market Research, Edward De-Jongh.

Editorial Assistants, Gloria J. Filippone, Arlene Schilp, Patricia Landers, Eleanor Schaefer, Carl Weaver.

BRUCE A. WINNER, *Advertising Sales Manager.* R. S. Quint, *Assistant Advertising Sales Manager and Buyers' Guide Manager.* Fred Stewart, *Promotion Manager.* Frank H. Ward, *Business Manager.* George E. Pameray, *Classified Manager.* Hugh J. Quinn, *Circulation Manager.*

New York: Donald H. Miller, Henry M. Shaw, William J. Bayle. *Boston:* Wm. S. Hadgkinson. *Philadelphia:* Warren H. Gardner. *Chicago:* Harvey W. Wernecke, Martin J. Gallay. *Cleveland:* P. T. Fegley. *San Francisco:* T. H. Carmady, R. C. Alcorn. *Los Angeles:* Carl W. Dysinger, D. A. McMillan. *Denver:* J. Patten. *Atlanta:* M. Miller. *Dallas:* Gordon L. Janes, Robert T. Wood. *London:* E. E. Schirmer. *Frankfurt:* Michael R. Zeynel.

Business

WESCON

Looking Ahead to Wescon. Everything's set. Here's a preview...44

WESCON

What Wescon Exhibitors Are Saying. They see sales—and success.51

Sales-Order System Pays Off. How to keep customers happy....54

Tunnel Diode: Big Impact? Some call it a major breakthrough...61

Shoptalk4 25 Most Active Stocks.....29

Electronics Newsletter11 Market Research36

Washington Outlook14 Current Figures36

Financial Roundup29 Meetings Ahead64

Engineering

WESCON

Multiple-dish antennas for radio telescope to study sun provide high resolution. See p 126.....COVER

WESCON

Technical and Business Growth in the West. \$2-billion sales, sun bottles and 2-mile electron gun set pace.....By H. C. Hood 103

Taking the Bumps Out of Flight Control. Fading amplifier for flight control system.....By L. D. Fry 106

Semiconductor Solid Circuits. How components and circuits can be made up in a single block of material.....By J. S. Kilby 110

Navigating by Electronics. Systems classified according to operating principles.....By P. C. Sandretto 112

Electronic Judging of Fast-Moving Sports Contests. Transistor indicator calls out fair or foul.....By W. R. Durrett 114

New Circuit Improves Stroboscope Versatility. Two flash tubes provide higher power and firing rate.....By L. H. Barrett 116

Permanent Magnets at Extreme Temperatures. Test data and design equations for alloy magnets.....By J. E. Gould 119

Crystal Switches Bring Greater Radar Utility. Provide high-speed switching and increased receiver isolation...By R. Lucy 120

Graphical Analysis of Coupling Networks. Speeding up design of resistor voltage dividers.....By J. G. Koch 122

Departments

WESCON

Research and Development. Multiple-Dish Radio Telescope....126

Components and Materials. Circuit Board Printed in Full Color..130

Production Techniques. Punched Cards Sort Transistors.....134

WESCON

On the Market at the Wescon Show. Other New Products, Literature of the Week.....138

WESCON

Plants and People.....186 News of Reps.....214

Exhibitors at the Show....186 Comment216

Index to Advertisers.....232



for **NEW MIL-I-7444B**

SEE

**new
transparent**

(No Amber Tint)

Resinite EP-93C

Vinyl Insulation Sleeving

Developed specially for the new "B" revision of MIL-I-7444, Resinite EP-93C is transparent and colorless (no amber tint). Here is a brand new material embodying all the superior characteristics of Resinite specification grade insulation sleeveings — and more. Now there is a Resinite material for all Types (transparent, tinted or colored) and all Size Ranges of this important specification. Ask your Resinite Distributor for complete information or write for samples and performance data.


- Smoother, harder surface facilitates installation
- Flexible at $-90^{\circ}F$
- Withstands $185^{\circ}F$ continuously
- Flame Resistant
- Fungus Resistant
- All 3 types and size ranges
- Transparent, amber, black, white, and red
- Exclusive "Soft-Wound" spooling assures full-round sleeving

See us at Wescon in San Francisco—Space 915


Whatever your insulation sleeving problem, there's an appropriate Resinite material. Call your Resinite distributor or write for samples and performance data.

Resinite

THE *Borden* CHEMICAL COMPANY Resinite Department
Plants: Santa Barbara, Calif. • No. Andover, Mass.



SPECIALISTS IN VINYL SLEEVING AND TUBING FOR THE AIRCRAFT, ELECTRONICS, ELECTRICAL AND PHARMACEUTICAL FIELDS



You have no
size barrier
with **ARNOLD**
MOLYBDENUM
PERMALLOY
POWDER CORES

From the smallest to the largest on the market, Arnold leads the way in offering you a full range of Molybdenum Permalloy powder cores for greater design flexibility . . . from 0.260" O.D. to 5.218" O.D.

As long ago as 1953, Arnold pioneered and developed for production use the small "Cheerio" core illustrated above. Today, hundreds of thousands of Arnold "Cheerio" cores are filling the requirement for miniaturization in circuit design in industrial and military applications. Even smaller sizes have been developed by Arnold's continuing research and are now available.

Arnold also is the exclusive producer of the largest 125 Mu core commercially available. A huge 2,000 ton press is required for its manufacture and insures its uniform physical and magnetic properties. This big core is also

offered in the other three standard permeabilities of 60, 26 and 14 Mu.

Most core sizes can be furnished with a controlled temperature coefficient of inductance in the range of 30° F to 130° F. Many can be supplied temperature stabilized over the wide range covered by the MIL-T-27 specification of -55° C to +85° C . . . another of the special features that only Arnold provides.

Graded cores are available upon special request, and all popular sizes of Arnold Mo-Permalloy powder cores are of course produced to an inductance tolerance of + or -8%.

Let us handle *all* your magnetic core and permanent magnet requirements from the most extensive line in the industry. • Address *The Arnold Engineering Company, Main Office and Plant, Marengo, Illinois.*

6961-C



ARNOLD
SPECIALISTS in MAGNETIC MATERIALS

BRANCH OFFICES and REPRESENTATIVES in PRINCIPAL CITIES
Find them FAST in the YELLOW PAGES

For more information write for Bulletin PC-104C

Lists complete line of Mo-Permalloy Powder cores . . . available in 25 sizes from 0.260" O.D. to 5.218" O.D. Furnished also with various types of temperature stability from Type "A" unstabilized to Type "W" stabilized over the temperature range of -65° F. to +185° F.

ADDRESS DEPT. E-98

electronics

August 7, 1959 Vol. 32, No. 32

Published weekly, with an additional BUYERS' GUIDE and REFERENCE Issue in mid-June, by McGraw-Hill Publishing Company, Inc., James H. McGraw (1860-1948) Founder.

Executive, Editorial, Circulation and Advertising Offices: McGraw-Hill Building, 330 W. 42 St., New York 36, N. Y. Longacre 4-3000. Publication Office: 99-129 North Broadway, Albany 1, N. Y.

See panel below for directions regarding subscriptions or change of address. Donald C. McGraw, President; Joseph A. Gerardi, Executive Vice President; L. Keith Goodrich, Vice President and Treasurer; John J. Cooke, Secretary; Nelson L. Bond, President, Publications Division; Shelton Fisher, Senior Vice President; Ralph B. Smith, Vice President and Editorial Director; Joseph H. Allen, Vice President and Director of Advertising Sales; A. R. Venezian, Vice President and Circulation Coordinator.

Single copies in the United States, U. S. possessions & Canada 75¢; \$1.50 for all other foreign countries. Buyers' Guide in the United States, U. S. possessions & Canada \$3.00; all other foreign \$10.00. Subscription rates—United States and possessions, \$6.00 a year; \$9.00 for two years; \$12.00 for three years. Canada, \$10.00 a year; \$16.00 for two years; \$20.00 for three years. All other countries, \$20.00 a year; \$30.00 for two years; \$40.00 for three years. Second class postage paid at Albany, N. Y. Printed in U.S.A. Copyright 1959 by McGraw-Hill Publishing Co., Inc.—All Rights Reserved. Title registered in U. S. Patent Office. BRANCH OFFICES: 520 North Michigan Avenue, Chicago 11; 68 Post Street, San Francisco 4; McGraw-Hill House, London E. C. 4; 85, Westendstrasse, Frankfurt/Main; National Press Bldg., Washington 4, D. C.; Six Penn Center Plaza, Philadelphia 3; 1111 Henry W. Oliver Bldg., Pittsburgh 22; 55 Public Square, Cleveland 13; 856 Penobscot Bldg., Detroit 26; 3615 Olive St., St. Louis 8; 350 Park Square Bldg., Boston 16; 1301 Rhodes-Haverty Bldg., Atlanta 3; 1125 West Sixth St., Los Angeles 17; 1740 Broadway, Denver 2; 901 Vaughn Bldg., Dallas 1. ELECTRONICS is indexed regularly in The Engineering Index.

Subscription: Address correspondence to: Fulfillment Manager, Electronics, 330 W. 42nd St., New York 36, N. Y. Allow one month for change of address, stating old as well as new address, including postal zone if any. Subscriptions are solicited only from persons engaged in theory, research, design, production, management, maintenance and use of electronics and industrial control components, parts and products. POSITION and COMPANY CONNECTION must be indicated on subscription orders.

Postmaster: please send form 3579 to Electronics, 330 W. 42nd St., New York 36, N. Y.



Member ABP and ABC



HOOD



JANIS



WEBER

WESCON COVERAGE. In less than two weeks, engineering and business leaders will be streaming into San Francisco's Cow Palace for the Western Electronics Show and Convention; among them you will find a heavy contingent from ELECTRONICS.

So far as news coverage is concerned, Pacific Coast Editor Hal Hood will be the heart of our operation. He spent much of July around the Peninsula working with committees, took the photo for this week's front cover, wrote the lead article "Technical and Business Growth in the West."

Working closely with Hal will be Howard Janis and Sam Weber, from the New York office. Howard will swing up to Portland and Seattle for a week after the Show. Sam will be looking around plants in the Los Angeles area for a week preceding it.

Home base August 18-21 for these three men in particular will be the McGraw-Hill booth, Number 2307.

Coming In Our August 14 Issue . . .

GUIDING THE X-15. Manned space flight poses a number of unusual electronics problems. The safe return of the pilot and the vehicle hinges on the accurate performance of flight data references. North American's experimental plane, the X-15, with test pilot Scott Crossfield at the controls, will soon be tested in the crucible of space at speeds approaching 3,600 miles per hour. At the altitudes and velocities of the flight path, conventional reference sensors are either inaccurate or impractical. Sperry Gyroscope's S. T. Cap and N. P. White describe the inertial reference system developed for the X-15. It uses precision accelerometers, gyroscopes and integrators connected in a Schuler loop.

ANTENNA SWITCHING AND PHASING. The problem of antenna location on aircraft is well known and the conventional method of correcting for the directional properties of the usual airborne antennas is to provide two or more with appropriate phasing and switching. I. Dlugatch of Space Technology Laboratories in Los Angeles has developed an automatic sensing device which greatly improves the efficiency and performance of phasing and switching systems.

TRANSISTOR SWEEP. There is much interest these days in transistorized tv sets. One of the problems has been in achieving a really efficient sweep with the power available. A deflection system described by Martin Fischman of Sylvania Research Laboratories in Bayside, N. Y., uses two transistors for the oscillator-driver and deflection high-voltage generator, and a single high-voltage rectifier tube for developing d-c. System uses diffused alloy power transistor for efficiency.

under all conditions . . . the world over

RAYTHEON bonded SILICON DIODES



are the standard of reliability

Temperature — Humidity every Raytheon Bonded Silicon Diode receives three cycles of 15 minutes at -65°C and 15 minutes at $+150^{\circ}\text{C}$; also four cycles totaling 32 hours at 95% relative humidity from 70°C to 25°C .

Vibration per MIL-E-ID, par. 4.9.19.1.

Shock 500G, one millisecond duration through

each of the three mutually perpendicular axes.

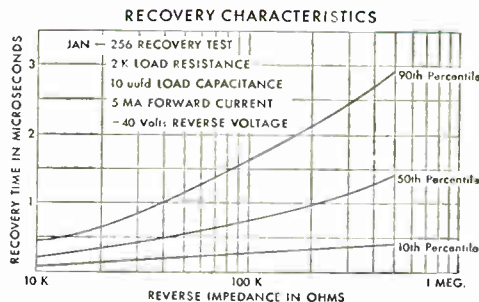
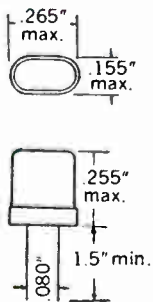
Life 2000 hours as rectifiers with both maximum reverse voltage and rectified current.

Stability excellent throughout operating or shelf life.

Raytheon Bonded Silicon Diodes are also available in precisely balanced matched pairs and quads.

Type	PIV	I _F min. at 1v mA	I _{REV} max. at -10v μA	I _{REV} max. μA at specified voltage				I _O max. mA		Type	PIV	I _F min. at 1v mA	I _{REV} max. at -10v μA	I _{REV} max. μA at specified voltage			I _O max. mA	
				volts	25°C	150°C	25°C	150°C	volts					25°C	150°C	25°C	150°C	
1N300	15	15	.001	10	0.001	2.0	65	18	1N303B	125	50	.01	100	0.1	14.0	65	20	
1N300A	15	30	.001	10	0.001	2.0	80	25	1N433	145	3	.01	125	0.1	16.0	40	10	
1N300B	15	50	.001	10	0.001	2.0	100	30	1N433A	145	10	.01	125	0.1	16.0	50	16	
1N432	40	10	.005	10	0.005	3.0	55	15	1N433B	145	50	.01	125	0.1	16.0	60	20	
1N432A	40	20	.005	10	0.005	3.0	70	22	1N434	180	2	.01	150	0.1	18.0	35	10	
1N432B	40	50	.005	10	0.005	3.0	85	30	1N434A	180	7	.01	150	0.1	18.0	45	15	
1N301	70	5	.01	50	0.05	8.0	45	12	1N434B	180	20	.01	150	0.1	18.0	60	20	
1N301A	70	18	.01	50	0.05	8.0	65	20	1N302	225	1	.01	200	0.2	20.0	30	8	
1N301B	70	50	.01	50	0.05	8.0	75	25	1N302A	225	5	.01	200	0.2	20.0	40	13	
1N460	90	5	.01	75	0.1	10.0	45	12	1N302B	225	20	.01	200	0.2	20.0	55	20	
1N460A	90	15	.01	75	0.1	10.0	60	18	CK863	300	1	.01	275	0.3	30.0	20	6	
1N460B	90	50	.01	75	0.1	10.0	70	25	CK863A	300	3	.01	275	0.3	30.0	30	8	
1N303	125	3	.01	100	0.1	14.0	40	10	CK863B	300	20	.01	275	0.3	30.0	50	15	
1N303A	125	12	.01	100	0.1	14.0	55	16										

ratings at 25°C unless otherwise indicated




SEMICONDUCTOR DIVISION

SILICON AND GERMANIUM DIODES AND TRANSISTORS
SILICON RECTIFIERS • CIRCUIT-PAKS

New York, Plaza 9-3900 • Boston, Hillcrest 4-6700
Chicago, National 5-4000 • Los Angeles, Normandie 5-4221
Baltimore, Southfield 1-1237 • Cleveland, Winton 1-7716
Kansas City, Plaza 3-5330 • Orlando, Garden 3-1553
San Francisco, Fieside 1-7711

Government Relations: Washington, D.C., Metropolitan 8-5205



THE **NEW**
S A
**ANTENNA
 PATTERN
 RECORDER**

- * *Noise suppressor for better S/N ratio* * *Bolometer burnout protector* * *DB meter for signal monitoring*
- * *Automatic single chart cycle advance*

Scientific-Atlanta's new series of rectangular antenna pattern recorders bring you new standards of performance, reliability and flexibility.


Compare these key features

Writing speed of better than 40 inches per second • Log, linear, or square root pen response obtained with plug-in balance pots • One electronics system drives both polar and rectangular recorder heads • Overload indicator to prevent amplifier saturation • 60 db dynamic range system available • Chart scale expansion of 1:1, 6:1, and 36:1 • Page size recordings optional at extra cost • 100 db gain in bolometer amplifier • Lighted chart • Improved pen mechanism • DC input pre-amplifier available • Plug-in selective filter • Simplified controls.

PRICES, Series APR-20 Rectangular Antenna Pattern Recorders

APR-21 linear, \$4100 — APR-22 logarithmic, \$4300 — APR-23 linear, logarithmic, \$4700 — APR-24 linear, square-root, \$4700 — APR-25 linear, logarithmic, square-root, \$5300.

THESE PLUG-INS MEAN FLEXIBILITY AND EASY SERVICE



New high gain, low noise bolometer — crystal amplifier



New pen function amplifier



New pen balance potentiometer

See this and other new instruments on display for the first time at WESCON Booth 419.



Call your nearby S-A engineering rep for a demonstration and complete technical information or you may write directly to the factory. Please ask for data sheet Dept. 188

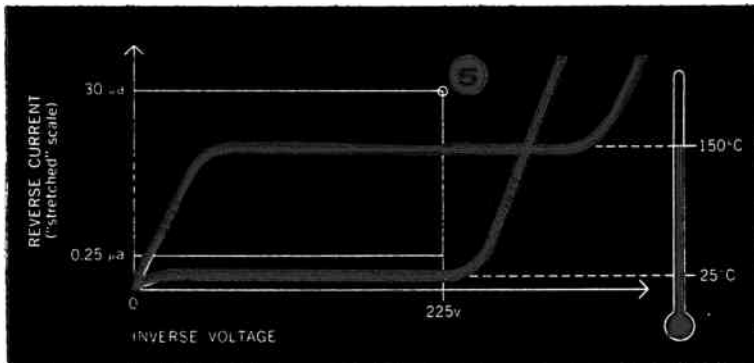
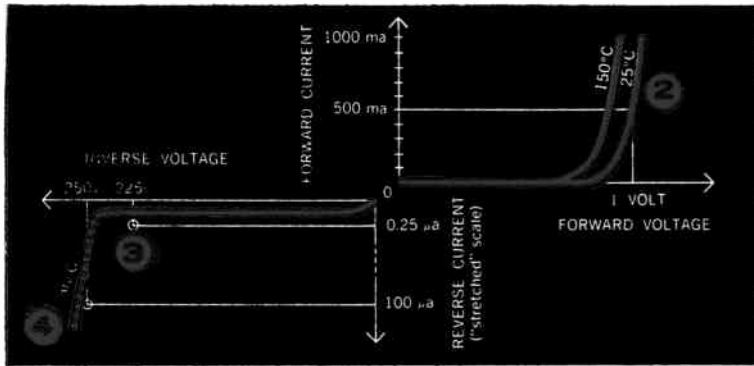
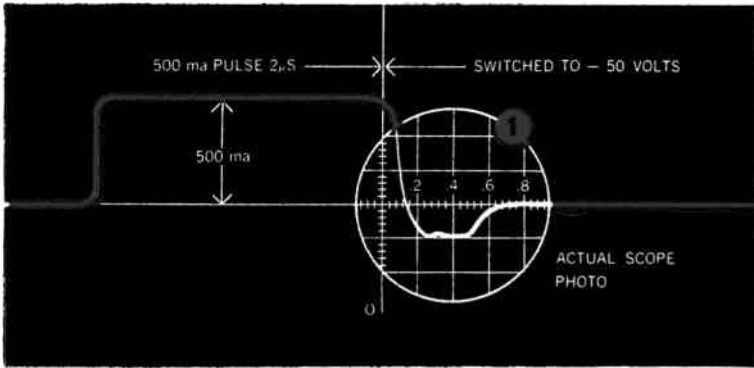
SCIENTIFIC-ATLANTA, INC.

2162 PIEDMONT ROAD, N.E. • ATLANTA 9, GEORGIA

1/2-AMPERE FAST



SWITCHING DIODE



NEW FROM SPERRY is this high-temperature IN690 series silicon diode which gives you greater current-handling capability than germanium diodes — *with no sacrifice in recovery time!*

Check for yourself the performance characteristics of this new diode in the graphs at left . . . then compare them with our *minimum* specifications below.

● **FAST RECOVERY.** Maximum recovery time is 0.8 microseconds to return to 10 K ohms. Recovery test switches from a forward current 2 microsecond pulse of 500 ma, to a reverse voltage of -50 volts with a loop impedance of 1 K ohm.

● **HIGH FORWARD CONDUCTANCE.** The forward current specification is 400 ma at 25° C with 1.0 volt maximum drop under static (d-c) conditions. Conductivity increases with temperature — diagram shows typical "x-y" plots at 25° and 150° C.

● **LOW LEAKAGE** at high inverse voltage. Specification at 25° C is maximum 0.25 μ a at rated voltages.


● **HIGH INVERSE VOLTAGE.** Saturation voltages can be supplied in a range from 40 to 150 volts for this high current series.

● **HIGH-TEMPERATURE OPERATION.** Typically, leakage current is no greater than 30 μ a at working inverse voltage and 150° C. Diodes are rated for both operation and storage at temperatures from -65° to +150° C.

SPERRY SEMICONDUCTOR DIVISION
SPERRY RAND CORPORATION
South Norwalk, Connecticut

ADDRESS ALL INQUIRIES: Marketing Department, So. Norwalk, Conn., or Sperry offices in Brooklyn, Cleveland, Seattle, San Francisco, Los Angeles, New Orleans, Boston, Baltimore, Philadelphia.

Toward Greater Reliability




Silicone-Glass Laminate Proves More Dependable in Rough Environments

Schlumberger Well Surveying Corporation, makers and operators of geophysical well-logging instruments, found terminal boards of silicone-glass laminate more reliable in service and easier to fabricate. The instrument shown has a working range up to 194 C amid high humidity environments. In Schlumberger's evaluation tests, here's how a laminate based on Dow Corning silicone resins stacked up against other materials.

Silicone vs. phenolic: Silicone laminate had superior and more uniform dielectric properties at high environmental temperatures. Silicone laminate had lower moisture absorption: approximately 0.02% as compared with 2% for phenolic. Silicone laminate had much better dimensional stability than phenolic laminates.

Silicone vs. bonded mica sheeting: Once again, silicone-glass was chosen for its satisfactory dielectric characteristics. Silicone laminate also proved easier and less expensive to fabricate and install than mica because of mica's fragility.

Other plus properties of silicone-glass laminates include stability at 250 C, low loss factor, good physical strength, ease of fabrication, light weight, resistance to arcing, ozone and corona, and permissibility of adjacent soldering.



TYPICAL SILICONE LAMINATE PARTS

What all these add up to is greater reliability. If you are faced with the problem of engineering an electronic unit that will remain failure-free in difficult environments, investigate silicone-glass laminates. Manufacturers of quadradar sets, rotary switches, test chambers, and radio transmitters, to name but a few, have found these laminates meet or exceed their needs.

CIRCLE NO. 196 READER SERVICE CARD

Here are some sample data:


Properties of Silicone-Glass Laminates

Property	Range
Flexural Strength, flatwise, psi, 1/8-inch thickness	
Lengthwise	20,000 - 40,000
Crosswise	18,000 - 33,000
Izod impact strength, edgewise, ft-lb per inch notch	
Lengthwise	6.5 - 17.0
Crosswise	5.5 - 14.0
Bonding strength, lbs., 1/2" thickness	
Condition A	650 - 1100
Condition D-48/50	550 - 950
Dielectric breakdown parallel to laminations, step-by-step test, kv.	
Condition A	32 - 50
Condition D-48/50	15 - 35
Dielectric constant at 1 megacycle, 1/8-inch thickness	
Condition A	3.90 - 4.20
Condition D-24/23	3.95 - 4.20
Dissipation factor at 1 megacycle, 1/8-inch thickness	
Condition A	.0015 - .003
Condition D-24/23	.008 - .022
Arc resistance, seconds	
Condition A	180 - 292
Condition D-48/50	180 - 248
Volume resistivity, meg-cm.	
Condition C-96/35/90	$1 \times 10^9 - 4 \times 10^7$
Surface resistivity, megohms	
Condition C-96/35/90	10 - 10,000



Dow Corning
CORPORATION
MIDLAND, MICHIGAN

...silicones assure dependable components



Silastic Protects Against Corona, Humidity

This klystron tube for airborne radar utilizes Silastic®, the Dow Corning silicone rubber, to maintain frequency stability. Silastic moldings cover the tube's connections and lead wires, keeping out moisture and preventing corona. An excellent insulator, Silastic is unaffected by temperature extremes and ozone. Silastic retains its properties . . . can be relied upon to protect electronic gear in widely diverse and adverse environments.

In addition to its usefulness as a dielectric material, Silastic is often employed for purely physical reasons. Available in sponged or solid form, it protects delicate parts against shock and vibration. Silastic stays resilient from -90 to 260 C (-130 to 500 F), and resists the effects of extended storage, weathering, and corrosive atmospheres.

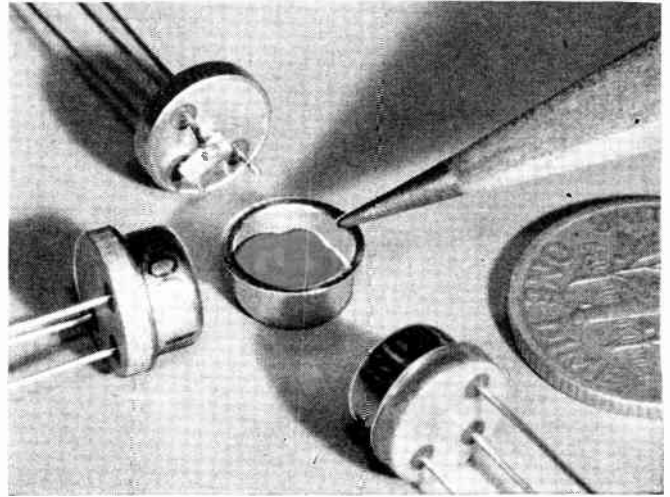
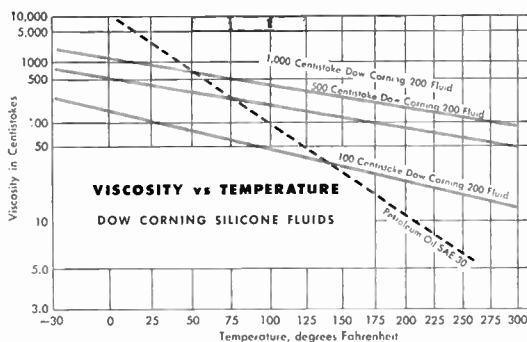
PHOTO COURTESY VARIAN ASSOCIATES

CIRCLE NO. 197 READER SERVICE CARD

Cooling Fluid with Reliable Flow Rate

Because of their thermal stability and relatively flat viscosity-temperature curves. Dow Corning silicone fluids make excellent heat exchange media. Silicone fluids maintain consistency over a range of -65 to 250 C. They can be pumped at high speed without suffering breakdown due to shear, have good lubricity, and will not oxidize or act as corrosives, despite contact with metals at high temperatures. In sum, they allow heat exchange units to operate uniformly and almost indefinitely, as far as the coolant is concerned.

Recognizing these factors, the Hallicrafters Company utilizes Dow Corning silicone fluid as the cooling medium




Grease-Like Silicones Boost Transistor Dependability...

Dow Corning silicone compound is ideal for potting transistors. It seals out moisture and conducts heat away rapidly. In addition, it reduces rejection rates by preventing metal splatter from reaching the transistor wafers when caps are welded in place. These silicone compounds don't melt, don't thicken, and retain their excellent dielectric properties from -40 to 210 C. Industro Transistor Corporation, manufacturer of the units illustrated, finds the grease-like silicone materials help build a new degree of reliability into their product.

Actually, transistor potting is but one of the many jobs performed by Dow Corning silicone compounds. They seal out moisture at joints, on terminals, and in many other applications . . . preventing arcs, shorts, flashovers, corrosion, and contamination . . . assuring the performance of electronic units.

CIRCLE NO. 198 READER SERVICE CARD





in their new heat exchangers for electronic equipment. Specifically designed to cool airborne, shipboard, and ground support electronic equipment, the Hallicrafters units have ratings up to 7,000 watts dissipation, meet MIL specs.

CIRCLE NO. 199 READER SERVICE CARD

Your nearest Dow Corning office is your number one source for latest information and technical service on silicones.

main office: MIDLAND, MICHIGAN / branches: ATLANTA BOSTON CHICAGO CLEVELAND DALLAS LOS ANGELES NEW YORK WASHINGTON, D.C.



111BF DC amplifiers in Model 195
single-amplifier cabinet and
Model 190 six-amplifier 19" rack module.

HERE'S WHY
THE KIN TEL 111BF DC
AMPLIFIER IS THE
BASIC COMPONENT
FOR ACCURATE, DRIFT-FREE
AMPLIFICATION OF
MICROVOLT-LEVEL SIGNALS:

KIN TEL 111BF DC wideband amplifiers allow extremely accurate measurement of dynamic physical phenomena such as strain, temperature, vibration, pressure, flow, torque, and displacement. They greatly simplify the design of data measurement systems, offering more bandwidth and accuracy, reduced maintenance, and none of the capacitive balance problems inherent in AC carrier equipment. KIN TEL's proved chopper amplifier circuitry with multiple feedback loops assures operational stability and uniform frequency response regardless of load or gain changes. The capability of providing full bandwidth and full output into large capacitive loads, at high gain settings, places virtually no restrictions on the type of output device that can be driven and allows the use of longer output cable runs. The 111BFO, an operational version of the 111BF, has an open-loop position instead of a zero-gain position. In this position the user may employ external networks to provide up to 100% resistive or capacitive feedback around the amplifier, allowing its use as an integrator, active filter, or to generate complex linear transfer functions.

Many thousands of KIN TEL DC amplifiers, with millions of cumulative hours of operation, are in day-to-day use. Virtually all major missile programs—including ICBM—employ KIN TEL DC amplifiers in ground support instrumentation.

- Less than $2\mu\text{v}$ drift for 100's of hours
- DC – 40kc bandwidth
- 0.1% gain stability
- $\pm 45\text{v}$, $\pm 40\text{ma}$ output
- $100\text{k}\Omega$ input, $< 1\Omega$ output impedance
- 20 to 2000 gain
- Full output into $1\mu\text{f}$ loads
- Integral power supply

Prices:

111BF DC Amplifier	\$625
111BFO DC Amplifier	\$635
195 Single-amplifier Cabinet	\$125
190 Six-amplifier 19" Rack Module.	\$295

Immediate delivery from stock on reasonable quantities.

(Note: Amplifiers must be operated in 190 Module or 195 Cabinet.)

KIN TEL manufactures electronic instruments for measurement and control, and closed circuit TV. Representatives in all major cities. Write for detailed literature or demonstration.

5725 Kearny Villa Road, San Diego 11, California. Phone: BRowning 7-6700



ELECTRONICS NEWSLETTER

STEEL STRIKE—and the aluminum strike which may follow it—will probably not have any serious effect on the electronics industry unless it lasts through the summer. Horseback estimate indicates that most producers who use either metal stocked up in advance, are prepared to weather 60 to 90 days of short supply. After that, the pain.

STRATOSCOPE balloon-telescope flight on July 11 from Lake Elmo, Minn., sent a portable tv camera and transmitter aloft to 81,800 ft. Tv provided sighting data for crew on the ground, who aimed the balloon-borne telescope camera to take some of the "clearest (photos) ever taken of sunspots and of the magnetic area near sunspots." Radio command system enabled ground crew to focus, point and scan with the tv camera at will. Second flight in the current series of Stratoscope experiments was scheduled for early August, had not gone up as this issue went to press.

Russian videotape recorder may be tested this year. Izvestia reports that an experimental model of a "vision tape recorder" is being readied at the Kimmash factory in Leningrad, suggests it will be used for entertainment tv, computer systems, satellite and space vehicles.

UNORTHODOX APPROACHES to problems of defense against missile attack will be probed by Technical Operations, Burlington, Mass. Defense Department has given the firm \$127,600 to study everything from countermissiles through "death rays" to antigravity.

JORDANIAN GOVERNMENT is studying an offer by Pye Ltd. of Britain to install Jordan's first tv station within six months. Firm reportedly will supply, erect, operate and maintain a 5-kw station with a radius covering Amman, the capital, and Jerusalem.

ULTRASONIC ENERGY provides possible source for controlling the burning rate of solid fuels in the coming generation of rockets. Acoustica Associates has an \$85,188 contract from National Aeronautics & Space Administration to investigate feasibility of controlling thrust of the tricky solid propellants by varying the intensity of sound energy introduced into the combustion chamber.

INFRARED DETECTORS are used in new airborne V/H (velocity/height) computer to derive ground-speed data, control speed of film in aerial reconnaissance cameras. V/H computer is being

developed by Avion division of ACF Industries, compensates for changing altitude to keep photos from smearing. Two scanners point toward ground, one slightly ahead of the other, providing data to compute true ground speed; film speed is servoed to compensate. Computer can control as many as six cameras. In navigational use, to derive either ground speed or drift, unit could steal a march on Doppler systems, since it cannot be detected by enemy ferrets.

Space vehicles for defense purposes will be made non-reflective to r-f energy so that they can hide in the sky on their journeys. Republic Aviation's new R&D center in Farmingdale, L. I., will try to find out how to do it as one of its first orders of business when it opens early next year.

BIOLOGICAL EFFECTS OF ELECTROMAGNETIC ENERGY will be explored at the 12th Annual Conference on Electrical Techniques in Medicine and Biology in Philadelphia, Nov. 10-12. Specialists will discuss the effects of microwaves, ultraviolet, ultrasonics and infrared. New medical electronic gear will also be shown and demonstrated. Deadline for papers is Sept. 15, says program chairman L. E. Flory, RCA Labs, Princeton, N. J.


BIG DITCH traffic jams will be eased by electronic traffic cop. Panama Canal Co. contracts with Gibbs & Hill, New York engineering firm, to design a modern marine traffic control system which will use digital computers to schedule vessel transits. Modernizing project also adds new communications, including microwave relay to replace decades-old underground trans-isthmus cable. Also to be added: vhf radio net for pilots' administrative traffic, replacing visual control signals now in use; hyperbolic ranging system to track ships through the waterway. All electronic gear will be fully transistorized. Total bill for the modernization: \$2 million.

Tactical air-to-surface missile may result from feasibility study now underway at Radiation Inc.'s Orlando, Fla., research division. Air Research & Development Command wants to find out whether a couple of advanced projects in this category are technically and economically feasible.

ELECTRIC EEL BATTERY for submarine cable repeaters has been developed by Aerojet-General Corp., Azusa, Calif., and the Signal R&D Labs at Fort Monmouth, N. J. Flexible zinc-silver chloride battery is 30 in. long, 1/2 in. wide and becomes active when immersed in salt water.

New center screwlock connectors for heavy duty applications

from Continental Connectors



104 CONTACTS
ACTUAL SIZE



34 CONTACTS
ACTUAL SIZE

WITH CLOSED ENTRY CONTACTS

Continental's new center screwlock connectors are designed with high dielectric and mechanical strength for heavy duty applications in aircraft and electronic equipment. Features include a double lead thread screwlock, stainless steel reinforcing channels riveted to plug and receptacle, closed entry contacts and positive polarization through guide pins and sockets. At present the body is molded from glass filled Diallyl Phthalate, but other compounds as well as hoods and protective shells will be available soon.

Closed Entry Socket Contacts are spring temper Beryllium copper, gold plate over silver plate. They provide increased reliability and maintain a low millivolt drop under constant and uniform insertion pressure. Pin contacts are brass with gold plate over silver plate.

For full details on Continental's new Series 1900 center screwlock connectors, write DeJUR-Amsco Corporation, 45-01 Northern Boulevard, Long Island City 1, N. Y. (Exclusive Sales Agents)

You're always sure
with

DeJUR electronic components

VISIT US AT SAN FRANCISCO WESCON SHOW, BOOTH 402

MANUFACTURED BY CONTINENTAL CONNECTOR CORPORATION, AMERICA'S FASTEST GROWING LINE OF PRECISION CONNECTORS

12 CIRCLE NO. 12 READER SERVICE CARD

CIRCLE NO. 13 READER SERVICE CARD →



Crosley Radar

And

America's defense

Soon the latest in ground radar from Crosley will stand watch along the distant approaches to the North American continent. Since 1955 Crosley's radar engineers have been at work—designing, perfecting, improving this important new radar unit.

Now the FPS-26 ground radar is ready for production, and Avco's Crosley Division has been named prime contractor by the U. S. Air Force.

The huge radar—so new that it is still classified—will be housed in a radome more than 50 feet in diameter. It will be mounted atop a reinforced concrete tower more than 70 feet high and will consist of more than 300,000 parts, including some 3500 tubes and diodes.

Handling the design and production of complex, challenging radars is "old hat" to Crosley, prime contractor of the famous MPS-16 height finder radar now widely used by the armed forces. Similarly, Crosley now is prime contractor to the Air Force for the radar-directed fire control system that puts a 50-caliber "stinger" in the tail of the B-52 bomber.

Radar is just one example of Crosley know-how in both engineering and production—*designing* the best possible performance into the product . . . *producing* it on schedule, and at a reasonable cost.


Today Crosley is recognized as a leader, not only in radar, but in communications, marine electronics, electronic ground support, infrared, fire control systems, air traffic control, ordnance and missile arming and fuzing.

For more information, write to: Vice President, Marketing-Defense Products, Crosley Division, Avco Corporation, 1329 Arlington Street, Cincinnati 25, Ohio.

Avco // **Crosley**

ENGINEERS:

Creative research and development engineers experienced in electronics, mechanics, weapons systems, and ordnance warheads are urged to investigate the wide range of opportunity at Crosley. Write to: Director—Technical and Scientific Personnel, Dept. XXXX, Avco/Crosley, 1329 Arlington Street, Cincinnati 25, Ohio.





No solvent acidity

... with new Freon* solvents

"Freon" solvents are high-purity chemicals—remain noncorrosive through repeated degreasing cycles in cleaning sensitive mechanical and electrical assemblies. Without inhibitors new "Freon" solvents demonstrate remarkable stability in the presence of water, oils or metals. They are ideal for cleaning where even minute corrosion could damage delicate parts.

Here are four more ways in which new "Freon" solvents are extraordinarily safe for cleaning.

- **Low toxicity**—"Freon" solvents are odorless and much less toxic than ordinary solvents. Vapors won't cause nausea or headaches.
- **Won't burn or explode**—Underwriters' Laboratories report "Freon" solvents nonexplosive, noncombustible and nonflammable.
- **Leave no residue**—No residue is left on parts as they dry because no inhibitors are needed to keep "Freon" solvents neutral.
- **Negligible effects on plastics, elastomers, insulation and color coding**—"Freon" solvents remove oil and grease with minimum swelling of plastics or rubber and without crazing or softening paint, wire coatings or insulation.

Write for free solvents booklet. E. I. du Pont de Nemours & Co. (Inc.), "Freon" Products Division 527, Wilmington 98, Delaware.

*Freon is Du Pont's registered trademark for its fluorinated hydrocarbon solvents.

VISIT OUR
BOOTH #1220-1222
AT THE
WESTERN
ELECTRONICS SHOW



Better Things for Better Living
... through Chemistry

WASHINGTON OUTLOOK

WASHINGTON—SEVERAL PROJECTS in which electronics figures prominently, such as the B-70, F-108, Dyna-Soar and antisubmarine projects, still in the design or early development stages and now ready to advance into the costly hardware stage, may suffer because of the Eisenhower administration's determination to mark its last year with a whopping federal budget surplus.

Budget economy is once more the byword as the Pentagon gets set to put together the defense budget for fiscal 1961 starting next July 1.

As a result, Pentagon officials will be forced to trim back or weed out several projects. For the Defense Dept. as a whole, this means an order not to hike total spending (which looks inevitable now as major development projects shape up) and to plan expenditures at this year's \$41-billion level.

- **Senate Armed Services Subcommittee** under Sen. Strom Thurmond (D., S.C.) is going through the motions of taking up three major legislative proposals to overhaul military procurement laws. But congressional observers expect action to be deferred until next year.

At that time, the special inquiry into military procurement policy, authorized in the recent Renegotiation Act extension, will begin—covering defense profits, contracting methods and military supervision over development and production.

The senate proposals now being considered—introduced by Leverett Saltonstall, (R., Mass.); John J. Williams, (R., Del.); and Kenneth B. Keating and Jacob K. Javits (R., N. Y.) have contrary objectives.

Saltonstall's bill would expand the role of the weapon system prime contractor, centralizing project authority even more than it is now and would simplify award of private negotiated contracts (as opposed to open advertised bidding). The other measures would place more restrictions on Pentagon-negotiated contracting as a means of spurring more advertised or competitive bidding.

Proponents of the latter measures—and they appear to be in the congressional majority—hotly contend that weapon system contracting and negotiated contracting are antagonistic to the interests of smaller firms, that these practices lead to excessive costs and influence peddling.

- **The Pentagon, particularly the Air Force, is reacting to such charges by watering down established contracting practices.**

The Air Force told the Thurmond subcommittee that it will stimulate competition by: (1) freezing design configurations and contracting directly with subsystem producers; (2) "breaking out" standard products such as electric generators, batteries, motors, compressors and launchers from a weapon system project for open bidding when volume production begins; and (3) conducting separate design competitions for electronic and other major subsystems.

One example of the Air Force's about face in weapon system management comes in the WA-138A, the air-launched ballistic missile (ALBM). Douglas Aircraft, which bid for the development contract with a team of other companies, won the prime weapon system contract.

General Electric was Douglas' bid partner for the electronics subsystem. In giving the award to Douglas, however, the Air Force rejected GE and ordered Douglas to conduct open competition on the subsystem.

An Air Force official tells ELECTRONICS that this decision "reflects our inherent right to pick and choose on a team bid." But he conceded that the Air Force has "no specific criteria" to determine when individual members in a team proposal will be accepted.

NEW, direct-reading, transistorized



302A WAVE ANALYZER



Quick summary:

Covers 20 cps to 50 KC. Completely transistorized, no warm-up period. Ac powered, 3 watts consumption, hum free; or may be battery operated 18 or 28 v. Very sharp acceptance circuits; new operating ease without tedious lineup. Extremely compact, light weight.

SPECIFICATIONS

- Frequency Range: 20 cps to 50 KC
- Voltage Range: 10 μ v to 300 v, 15 ranges
- Warm-up Time: None
- Voltage Accuracy: $\pm 5\%$ of full scale
- Residual Mod. & Hum: More than 75 db down
- Intermediate Freq. Rejection: At least 75 db rejection
- Selectivity: ± 3.5 cycle b.w., at least 3 db down
 ± 25 cycle b.w., at least 50 db down
 ± 70 cycle b.w., at least 80 db down
- Input Impedance: 100,000 ohms on 4 most sensitive ranges; 1 megohm on others
- Selected Frequency Output: 1 v open circuit.
Response ± 1 db full range
- B.F.O. Output: 1 v open circuit; output level control.
Freq. response ± 1 db, full range. Output impedance approx. 600 ohms.
- Auto. Freq. Control: ± 100 cycles holdin minimum
- Price: \$1,475.00 (cabinet); \$1,460.00 (rack mount)

Data subject to change without notice.
Prices f.o.b. factory

Engineers have already termed the compact, transistorized Φ 302A the most significant advance in wave analyzers in 10 years. Without time-consuming delay for warmup or calibration, the 302A instantly separates an input into its fundamental, harmonics and intermodulation products so that each may be examined individually. An AFC simplifies finding and holding a signal despite very sharp acceptance circuits.

Model 302A is highly useful in telemetering, carrier and vibration system work as well as audio applications. Ask your Φ representative for a demonstration and specifications.

HEWLETT-PACKARD COMPANY

1007A PAGE MILL ROAD • PALO ALTO, CALIFORNIA, U.S.A.
CABLE "HEWPACK" • DAVENPORT 5-4451
HEWLETT-PACKARD S.A., RUE DE VIEUX BILLARD NO. 1, GENEVA
CABLE "HEWPACKSA" • TELEPHONE (022) 26.43.36

Field representatives in all principal areas

5607



302A easily measures small signals on noisy circuits

*“...an investment
that makes
all other
investments
worthwhile”*

JOHN COLLYER
Chairman of the Board
The B. F. Goodrich Company




“For much of our nation’s progress, technologically, economically and socially, we must look to the excellence of our institutions of learning, whose students of today will be the scientists, the managers, the statesmen and the cultural and religious leaders of tomorrow.


“It is the responsibility of the American people and American industry to provide the financial aid so urgently needed now by our colleges and universities.

“Join this important crusade. Contribute today to the university or college of your choice. You will be making *an investment that makes all other investments worthwhile.*”

If you want more information on the problems faced by higher education, write to:
Council for Financial Aid to Education, Inc., 6 E. 45th Street, New York 17, N. Y.

*Sponsored as a public service, in cooperation with the
Council for Financial Aid to Education*



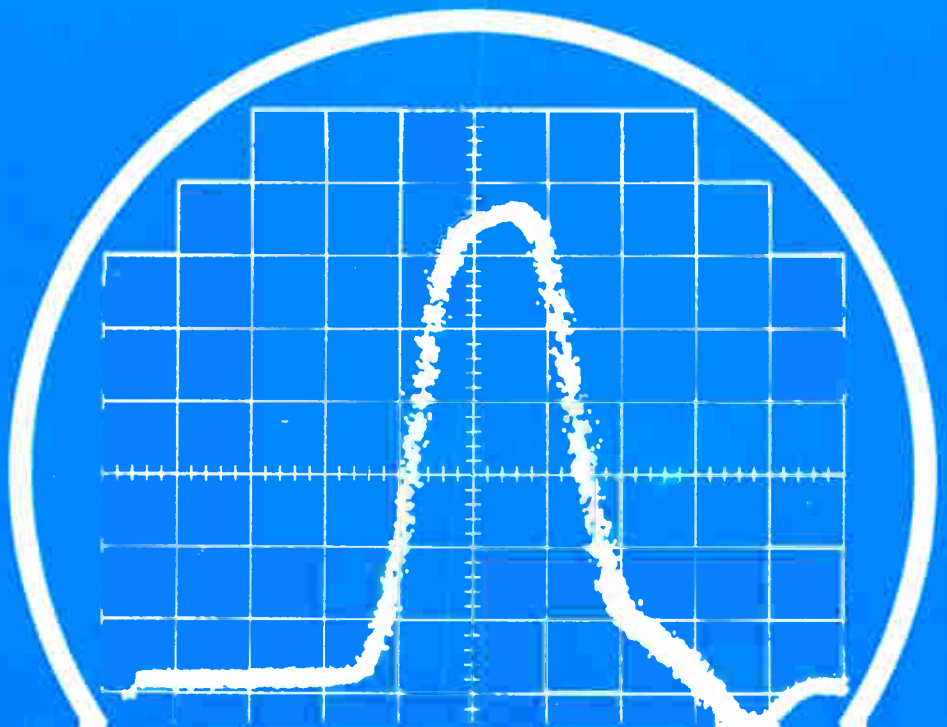


10 millimicroseconds

◀ This is a
2 millimicrosecond
pulse
on the . . .

NEW  **500** MC OSCILLOSCOPE!

See it yourself at  WESCON, and see on the following pages other important new instruments  will show you at WESCON!




See all these at WESCON, or ask your *hp* rep for details



hp 160A



hp 154A



hp 456A



hp 113AR




hp 466A



hp 393A



hp 560A-95U



hp 100E



***hp* 160A 15 MC Oscilloscope.** World's first high-frequency, high-performance oscilloscope built to military standards. Specifically designed for checkout consoles, field tests and other applications requiring extreme ruggedness and reliability. Broad 15 MC bandwidth, high 20 mv/cm sensitivity. Dual trace operation on alternate sweep or at a 1 MC chopping rate. Unique *hp* tube-transistor-tube circuit insures highest amplifier stability, minimizes heater cathode leakage and tube change effects, simplifies power supply circuitry, contributes to unique reliability. Regulated dc tube filament voltages further improve stability and tube life. Extra clean, compact, easy to service; uses improved etched circuitry on high quality epoxy impregnated fiber-glass boards. Plug-in vertical amplifiers provide maximum scope usefulness.

***hp* 154A Voltage-Current Dual Channel Amplifier.** Measures current qualitatively and quantitatively on oscilloscope by permitting direct viewing of ac current wave. Alternate amplifier presents ac or dc voltage wave in normal manner. Electronic switching by alternate sweeps or 100 KC chopper provides simultaneous viewing of both waves. Exclusive *hp* "current transformer" probe clamps *around* wire under test. requires no physical connection. does not load circuit under test.

***hp* 456A ac Current Probe.** Permits measurement of current on indicating meters such as *hp* 400D, 400H or 400L VTVM's or oscilloscopes such as *hp* 120A, 122A, 130B. Exclusive *hp* "current transformer" probe clamps *around* wire under test, needs no physical connection, does not load circuit. Model 456A comprises battery-operated transistorized amplifier converting signals for direct VTVM reading of current. Range 1 ma to 2 amps. Accuracy 2%, frequency response 20 cps to 4 MC.

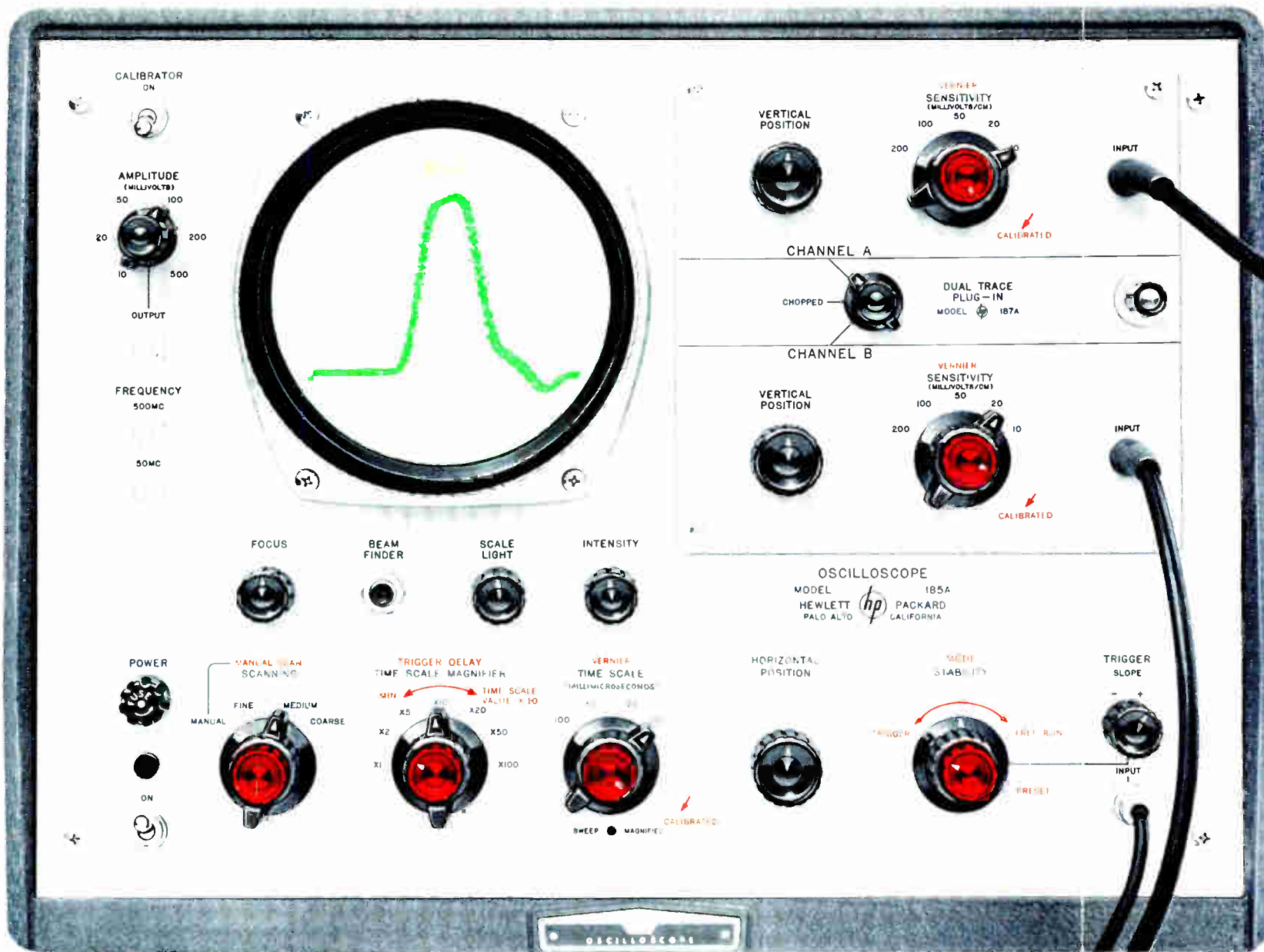
***hp* 113AR Frequency Divider and Clock.** Precision time measuring instrument for comparing high stability oscillators and time signals with WWV and other standards. Compares on a time basis within 10 μ sec (equals 1/10⁷ stability over 24 hours). Accepts 100 KC input; provides essentially jitter free 1 second tick output. Meets MIL-E-16400 for operation in extreme environment.

***hp* 466A Transistorized Amplifier.** General-purpose instrument amplifier providing standard gains of 20, 40 and 60 db \pm 0.2 db from 5 cps to 1 MC. Distortion less than 0.25%. Completely transistorized, rugged and compact, up to 400 hours continuous-duty operation without battery change.

***hp* 393A Variable Precision Attenuator.** New two-in-one instrument. As precision attenuator covers 5 to 120 db; comes equipped with removable 50 ohm, 0.5 watt terminating resistors for most applications; also measures up to 200 watts with higher power terminations. Instrument also is a 4-terminal network for sampling power (replaces many fixed directional couplers) or coupling-isolating arrangements involving fixed oscillator, input and mixer. 500 to 1,000 MC, accuracy \pm 1 db or \pm 1.0%, whichever is greater. Unaffected by temperature or humidity.

***hp* 560A-95U Clock.** Plug-in for Φ 560A/561B Digital Recorders providing printed record on 3" tape of time data correlated with other phenomena. In-line 6 place numeric readout; maximum 23 hrs., 59 min., 59 sec. Internal time base, line frequency accuracy.

***hp* 100E Frequency Standard.** Provides frequency stability of 5/10⁸. Makes conveniently available sinusoidal outputs of 10 cps, 100 cps, 1 KC, 10 KC, 100 KC and 1 MC. Rack mounted; panel only 8 $\frac{3}{4}$ " high.



NEW-PRINCIPLE 500 MC SAMPLING OSCILLOSCOPE

Now you can view—clearly, steadily and brightly—on the new *hp* 185A Oscilloscope—repetitive short pulses requiring resolution up to 500 MC. Presentation is on a large, 5" cathode ray tube face; no optical magnification is needed.

Calibrated sweeps are compatible with the bandwidth of the oscilloscope and vary from 1 millimicrosecond/cm to 100 millimicroseconds/cm. Rise time is approximately 0.7 millimicroseconds. A sweep delay control and magnifier provide a convenient means for synchronizing through an external trigger.

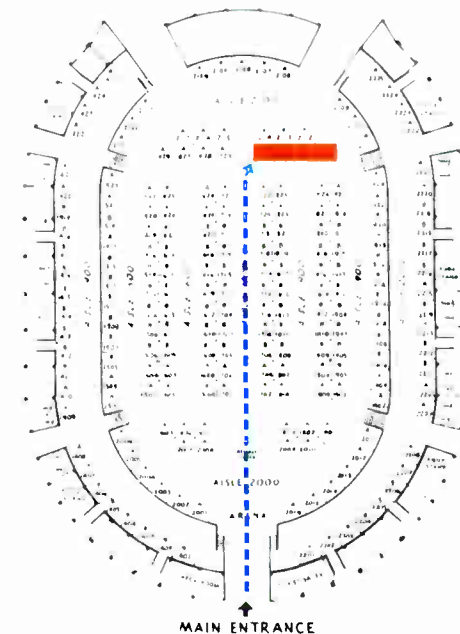
Model 185A displays very fast repetitive wave forms by "sampling" successive signals. Each "sample point" is delayed from the preceding sample an incrementally

increasing amount so a different part of the signal is studied each time. After a pre-determined number of samples (50 to 1,000) the entire signal has been explored and the actual wave form recreated on the cathode ray tube face.

An outstanding feature of the *hp* 185A is a compact, new-concept probe arranged for easy application to the circuit under test and allowing a high impedance input. Calibrated sensitivity controls permit the instrument to accept a wide range of input voltages.


Other features include a dual-channel plug-in unit permitting simultaneous examination of two phenomena, an X-Y recorder output for permanent record, and a beam finder for added convenience.

Here's where to see and operate the new "500 MC" *hp* oscilloscope and other new *hp* instruments at WESCON




Turn page for more *hp* instruments you can see at WESCON

Other versatile new instruments you can see and test at WESCON!



hp 523CR
Electronic Counter

Revolutionary, all-purpose counter measuring frequency 10 cps to 1.2 MC, time interval 1 μ sec to 27.8 hours, period 0.00001 cps to 100 KC. Stability 2/1,000,000 per week. Direct, in-line readout; results displayed in sec, msec, μ sec or KC; automatic decimal. Display time variable 0.1 sec to 10 sec or indefinite. Accuracy ± 1 count plus crystal stability, 5 gate times. Usable with 100 KC primary standard. High quality, completely self-contained. Pulse output for Z-axis oscilloscope modulation. (hp 523DR, similar but has neon column readout), hp 523CR, \$1,485.00. hp 523DR, \$1,285.00.




hp 196A
Oscilloscope Camera

Most convenient recording camera available. Object-to-image size ratio 1 to 0.9 views full 10 cm graticule width. One-hand mounting and multiple picture setting. Easy access to f-stop and shutter while camera mounted. Permits viewing image with both eyes, even when wearing eyeglasses. Employs Polaroid[®] Land Camera back. New Wollensak 3" f/1.9 lens has low distortion and high resolution. Weight only 9 lbs. \$425.00.



hp 302A
Transistorized Wave Analyzer

New, completely transistorized, this advanced instrument provides direct, accurate wave component measurement without troublesome calibration or stabilization. Measurement range 20 cps to 50 KC. The instrument is hum free, requires little power, needs no warm-up, has very sharp acceptance circuits plus an AFC. May be battery-operated (18 to 28 volts). Extremely compact and convenient; easy to use, rugged, trouble-free. \$1,475.00.



hp 403A
Transistorized ac Voltmeter

Battery-operated, portable, weighs less than 5 pounds. Transistorized, covers 1 cps to 1 MC and 100 μ v to 300 v rms with maximum full scale sensitivity 1 mv. Also reads db direct from 12 to 2 db. 400 hours battery life (6 months average use); hum less than 30 μ v on all but lowest range. Average-reading meter; accuracy $\pm 3\%$ to 500 KC, $\pm 5\%$ to 1 MC. Input impedance 2 megohms; high overload capacity. \$250.00.



hp 428A
Clip-On dc Milliammeter

Radical approach to current measurement means no breaking of leads, no dc connections, no soldering, no circuit loading. "Current transformer" probe clamps around wire under test, measures by sampling magnetic field around the wire. Readily measures dc in the presence of strong ac. Covers 0.3 ma to 1 amp; accuracy $\pm 3\%$. \$475.00.



hp 412A
Precision Volt-Ohm-Ammeter

A true, precision, multi-purpose instrument at last! Measures dc voltage 1 μ v to 1,000 v with maximum full scale sensitivity 1 mv, full scale accuracy 1%. Measures currents 1 μ a to 1 amp with $\pm 2\%$ accuracy full scale (13 ranges). As ohmmeter, measures 0.02 ohms to 5,000 megohms. Low noise, low drift. Recorder output provides 1 v to 1 ma. \$350.00.

For your convenience, hp is "center stage" at WESCON—at rear of main arena on your way to the technical meeting rooms.




HEWLETT - PACKARD COMPANY

1013A Page Mill Road • Palo Alto, California, U.S.A. • Cable "HEWPACK" • Davenport 5-4451
Hewlett-Packard S.A., Rue du Vieux Billard No. 1, Geneva, Switzerland
Cable "HEWPACKSA" • Tel. No. (022) 26.43.36

JONES & LAMSON OPTICAL COMPARATORS

the man who needs
a new machine tool is
already paying for it



This is what you should demand in an Optical Comparator

Optical inspection and measuring equipment offers fast operation, extreme accuracy and tremendous versatility. When buying a comparator, be sure you *get* these benefits:

1. Specifically designed *projection* lens system (not just an adaptation of *other* types of lenses).
2. Ball and roll type supported measuring tables (they offer top speed and accuracy).
3. Table assemblies so designed that simple changes can be made in your own plant. (You can change a basic *comparison* machine over to one for universal *measuring* applications, at low cost.)

4. Measuring facilities that offer direct readings without computation.

(You save a lot of time, minimize human error, assure accuracy.)

5. Solid mechanical design throughout.

(You can't inspect anything very accurately if it's moving.)

Jones & Lamson Optical Comparators and Measuring Machines give you all these features, plus many more. They are explained in detail in our new catalog. Write for a copy today. Jones & Lamson Machine Company, 539 Clinton Street, Springfield, Vermont.

ISOLATORS FOR COMMERCIAL AND GOVERNMENT BANDS

TYPICAL SPECIFICATIONS				
	ICM13	ICM12	ICM21	ICM22
Freq. range (mc)	5,925-6,575	6,575-7,125	7,125-7,650	7,100-8,400
Isolation				
Minimum	43 db	42 db	42 db	40 db
Maximum	54 db	57 db	50 db	60 db
Insertion loss				
Minimum	0.6 db	0.75 db	0.6 db	0.5 db
Maximum	0.7 db	0.85 db	0.7 db	0.8 db
Power Average	10 watts	10 watts	10 watts	100 watts
VSWR				
Minimum	1.03 db	1.07 db	1.05 db	1.08 db
Maximum	1.15 db	1.15 db	1.09 db	1.19 db
Weight (max.)	2.6 lbs	2.6 lbs	2.6 lbs	4.0 lbs
Max. dimension	5.0 in.	5.0 in.	5.0 in.	5.0 in.
Flanges	UG-344/U	UG-344/U	UG-344/U	UG-51/U
Waveguide	RG-50/U	RG-50/U	RG-50/U	RG-51/U

THREE C-BAND UNITS OFFER MAXIMUM PERFORMANCE FROM 5925-7650 MC


Three isolators where ten were formerly needed!

Advanced development work at Raytheon now allows greater interchangeability of isolator parts, simplifies the stocking of spares for system requirements and offers a significant price advantage in ordering.

The three units, designated ICM13, ICM12, ICM21, cover the frequencies from 5,925-7,650 mc in three steps—5,925-6,575, 6,575-7,125, and 7,125-7,650 mc respectively. Maximum insertion loss is less than 1 db; minimum isolation is 40 db. Maximum VSWR is 1.15 for the ICM12 and ICM13 and 1.10 for the ICM21.

A fourth unit—the ICM22—covers the entire range from 7,100-8,400 mc (see specifications at left).

To learn more about this significant development or other important Raytheon advances in microwave ferrite devices, please write, stating your particular requirement, to the address below.



RAYTHEON COMPANY
SPECIAL MICROWAVE DEVICES, WALTHAM, MASS.,



Excellence in Electronics


THREE REPLACE TEN. These three isolators cover C-band frequencies in both government and commercial bands—5,925-7,650 mc. A fourth unit covers the entire range from 7,100-8,400 mc.

RAYTHEON AT WESCON—BOOTHS 2131-2134'

REGATRAN[®]


POWER SUPPLIES...

Here's reliability . . . Since their introduction, over 18 months ago, not one Regatran has lost a series transistor due to short circuits or overloading.



Regatran Semiconductor Power Supplies are available in various ratings up to 0 to 60 V dc and 0 to 30 amperes, depending on model. Write for Bulletin 721.

SEE THEM AT WESCON BOOTH 323



ELECTRONIC
MEASUREMENTS
COMPANY OF RED BANK
EATONTOWN • NEW JERSEY

©Regatran is a registered trademark of Electronic Measurements Company of Red Bank.

Patents Pending.

- transistorized
- short circuit proof
- super-regulated
- overload protected
- low output impedance
- lowest ripple
- high-speed regulation
- null balance control

- sensing terminations


- front panel calibration

- any grounding arrangement

- small size, light weight

One Million Twists

RESEARCH IN DEPTH Proves Performance of Mallory Controls



In terms of the service they can normally expect, the Mallory volume controls on the test machine pictured on the opposite page are several hundred years old . . . and still going strong.

This group of random samples from our production went through *one million rotational cycles* without breakdown. In a radio or TV set which gets turned on and off ten times daily, a million cycles is the equivalent of centuries of service.


Usual specifications for controls call for life of ten to twenty-five thousand cycles. To make sure that Mallory controls have ample extra life built into them, we constantly run more extensive endurance and environmental tests . . . in addition to the final production checks that every component receives. Years of correlation between field service, statistical

sampling tests and 100% inspection assure you that every Mallory control will meet or exceed your reliability standards.


A principal reason for the reliability of Mallory controls is the high-density carbon element, which gives unequalled stability, low noise and long life. Like other "plus" features of Mallory components, it was created by "Research in Depth" . . . the teamwork of basic research in our Corporate Laboratories and intensive development by our manufacturing organizations. And it was verified by Mallory "Testing in Depth," which puts components through far more rigorous service than they will ever get in the field.

From this policy comes continuing progress in controls, capacitors, resistors, vibrators, rectifiers, batteries, and related components . . . the better-than-ever building blocks for tomorrow's electronics.

Mallory Research in Depth Assures




How long can a Mallory Mercury Battery be stored? After six years on this test rack, these unique batteries pioneered by Mallory show negligible loss of capacity. Chosen for U.S. satellites, Mallory Mercury Batteries are outstanding for long life, steady output, miniature size.



How hot and cold can tantalum capacitors operate? In these climatic test chambers, Mallory tantalum capacitors are constantly checked at temperature extremes of -55°C to $+200^{\circ}\text{C}$. Tests have run as long as 18,000 hours without a single capacitor failure.


of The Knob




P. R. MALLORY & CO. Inc.
MALLORY

P. R. MALLORY & CO. Inc., INDIANAPOLIS 6, INDIANA

Reliability




How much shock can a vibrator stand? In the Elkon Division, new products of the Electromagnetic Department go through shock tests on this machine. The miniature 1900 series Vibrator, for use in missiles and other severe-duty equipment, has taken 9000 G and up.



How sure is the seal on silicon rectifiers? Mallory Type E "Top Hat" rectifiers, made by the Semiconductor Department of our Elkon Division, here are plunged into a -65°C bath, following immersion at 150°C . After three of these cycles, every rectifier gets electrical tests to assure true hermetic seal.



NOW...



10 AMPS

in a 1 AMP

package!


AUTOMATIC
**DIFFUSED
 HIGH POWER
 SILICON
 RECTIFIERS**

**COMPLETE RELIABILITY AND TOP EFFICIENCY WITH
 LOW FORWARD DROP AND PIV UP TO 600V...**

ABSOLUTE MAXIMUM RATINGS (FOR 150° C. CASE)	AG 0512	AG 1012	AG 1512	AG 2012	AG 2512	AG 3012	AG 4012	AG 5012	AG 6012
PIV—Volts	50	100	150	200	250	300	400	500	600
Cont. DC Rev. Working Volt.—Volts	50	100	150	200	250	300	400	500	600
Av. DC Output Cur.—Amps	10	10	10	10	10	10	10	10	10
Peak Recur. Fwd. Cur.—Amps	45	45	45	45	45	45	45	45	45
Surge Cur. (1/120 Sec.)—Amps	200	200	200	200	200	200	200	200	200
Fwd. Volt. Drop (DC)*—Volts	1.25	1.25	1.25	1.25	1.25	1.25	1.25	1.25	1.25
Rev. Cur. @ Rated PIV†—Ma	1.0	1.0	1.0	1.0	1.0	1.0	1.0	1.0	1.0

*Measured at 25° C. at 25 amperes.
 †Average over one cycle for full wave choke input or resistive circuit, with rectifier operating at full rated current.

A triumph of miniaturization, these AUTOMATIC rectifiers give you a smaller stud package with *ten times* the power you'd normally expect, and can also be supplied with reverse polarity. Rugged, reliable and truly versatile, they fill an important need in the field of semiconductors. Complete data sheets are available upon request.



Semiconductor Division



GENERAL INSTRUMENT CORPORATION
 65 Gouverneur Street, Newark 4, N. J.

GENERAL INSTRUMENT CORPORATION INCLUDES F. W. SICKLES DIVISION, AUTOMATIC MANUFACTURING DIVISION, RADIO RECEPTOR COMPANY, INC. AND MICAMOLD ELECTRONICS MANUFACTURING CORPORATION (SUBSIDIARIES)

GENERAL INSTRUMENT DISTRIBUTORS: Baltimore: D & H Distributing Co. • Chicago: Merquip Co. • Cleveland: Pioneer Electronic Supply • Los Angeles: Valley Electronics Supply Co., Burbank • Milwaukee: Radio Parts Co., Inc. • New York City: Hudson Radio & Television Corp., Sun Radio & Electronic Co. Philadelphia: Herbach & Rademan, Inc. • San Francisco: Pacific Wholesale Co. • Seattle: Seattle Radio Supply • Tulsa: Oil Capital Electronics

U.S. Capital Looks Abroad

U. S. ELECTRONICS FIRMS seeking sound financial prospects are looking overseas with increased interest. Some examples of activity along these lines:

- **Nucleonics, Chemistry & Electronics Shares Inc.**, New York mutual investment fund, is exploring the European area for sound growth stocks for its portfolio. The fund now carries almost \$200,000 worth of stock in N. V. Philip's Gloelampenfabrieken, Netherlands, and about \$330,000 worth of stock in Siemens & Halske A.G. in Germany.

NCE also has recently purchased 1,500 shares of Farbwerke Hoechst A.G. in Germany. In addition, the portfolio includes securities of several British and Canadian firms.

J. M. Templeton, NCE's president, said the fund would continue to search out investment opportunities. NCE is now evaluating a tax treaty between the U. S. and Japan in which, Templeton notes, Japan will hold no tax on dividends. He points out the best growth in Japanese economy includes electronics, electrical gear, autos and drugs. Fund's net assets stood at \$6 million at the end of June.

- **American Bosch Arma**, Hempstead, N. Y., announces that licensing negotiations are in progress with the French firm of Association des Ouvriers en Instruments de Precision, Paris. The French firm, which manufactures communications equipment and instruments, will produce Arma gyroscopes. It will work closely with S. G. Brown, Ltd. of England, which was licensed by Arma last year.

- **Minnesota Mining & Manufacturing** is urging passage of a bill before the House Ways and Means Committee. The bill is designed to encourage greater investment of private American capital overseas through tax incentives. J. L. Connolly, general counsel for 3-M, says his firm is convinced that increased capital investment in underdeveloped areas will reflect to the advan-

tage of the American economy. He thinks the present tax structure, as it affects foreign operations of American firms, discourages investment in underdeveloped areas, even though the State Department is trying to encourage such investment.

- **Avien, Inc.**, Woodside, N. Y., is in the news on the domestic scene with the announcement that the firm has been admitted to listing on the American Stock Exchange. Trading symbol for the new listing is AVN. The class A capital stock of the company had previously been traded over the counter. Avien sales for the fiscal year ended June 30 were reported at \$7,398,000, up 14 percent from the same period last year.


- **Hewlett-Packard**, Palo Alto, Calif., has approved merger plans with **Dymec, Inc.**, in the same city. Dymec was founded in 1956 and manufactures instrumentation systems, radar simulators and digital devices for instrumentation systems. Current annual sales top \$3 million.

25 MOST ACTIVE STOCKS

WEEK ENDING JULY 24

	SHARES (IN 100's)	HIGH	LOW	CLOSE
Reeves Soundcraft	1,449	12 ³ / ₈	9 ¹ / ₄	10
Gen Tel & Elec	1,312	78 ⁷ / ₈	70 ³ / ₄	78
Sperry Rand	987	26 ¹ / ₈	24 ⁷ / ₈	25 ⁷ / ₈
Lear	900	17	14	16 ⁵ / ₈
Intl Tel & Tel	676	39 ³ / ₈	36 ³ / ₄	38 ⁵ / ₈
Victoreen Inst	665	19 ¹ / ₂	16 ¹ / ₈	17 ⁵ / ₈
Avco Corp	626	15 ³ / ₈	14 ¹ / ₂	15
Cons Electrodnms	563	45 ¹ / ₂	40 ⁵ / ₈	44 ³ / ₈
Gen Elec	542	81 ⁷ / ₈	80 ⁵ / ₈	81 ¹ / ₄
Gen Dynamics	510	52 ⁵ / ₈	51	51 ⁵ / ₈
Beckman	455	68 ³ / ₈	66	67 ¹ / ₈
Herold Rad & Elec	449	10 ⁵ / ₈	9	9 ⁷ / ₈
Raytheon	447	55 ³ / ₈	52 ³ / ₄	53
RCA	433	68 ⁷ / ₈	67	67 ⁵ / ₈
Muter Co	422	10 ⁷ / ₈	8 ¹ / ₄	9 ⁵ / ₈
Ampex	414	86	78 ¹ / ₄	82 ³ / ₄
Univ Control	351	18 ³ / ₄	17 ³ / ₄	18
Magnavox	330	68 ³ / ₄	59 ¹ / ₄	68 ¹ / ₂
Westinghouse	328	95 ¹ / ₄	88 ¹ / ₂	94
Philco	327	30 ⁷ / ₈	27 ⁵ / ₈	28 ⁷ / ₈
Standard Coil	308	19 ⁵ / ₈	17 ³ / ₄	18 ⁵ / ₈
Burroughs	299	37 ¹ / ₈	35 ¹ / ₄	35 ³ / ₈
Cons Elec Ind	296	53	48 ¹ / ₄	50 ¹ / ₈
Intl Resistance	294	20 ³ / ₈	17 ¹ / ₄	17 ³ / ₄
Emerson Radio	291	19 ³ / ₈	18 ¹ / ₄	18 ³ / ₈

The above figures represent sales of electronics stocks on the New York and American Stock Exchanges. Listings are prepared exclusively for ELECTRONICS by Ira Haupt & Co.



ROYAL "FOAMAX" CABLES

Maximum reliability is built into every foot of "Foamax" — Royal's new Foam Dielectric Cable, manufactured to meet highest quality and performance standards. Write for a sample length and technical data.

ROYAL ELECTRIC CORPORATION
301 Saratoga Avenue
PAWTUCKET • RHODE ISLAND



ANNOUNCING... FOUR NEW G-E CERAMIC TUBES!



7266

High-Frequency diode for detector or mixer. Instrument applications include compact, low-capacitance probes.



7296

High-mu triode for oscillator, mixer, or amplifier service at VHF and low UHF frequencies.



7462

High-mu triode for amplifier service in printboard circuits, from low frequencies into UHF range.



7486

Triode specially controlled for oscillator and radio-frequency power amplifier service in UHF range.

On Display at Booths 2113 and 2114, WESCON Show!

These newly registered types, shown actual size, increase to five the number of ceramic receiving tubes introduced by General Electric. Type 7077 was the first—a world-record holder, having sent data to earth from Pioneer IV sun satellite across 407,000 miles of space.

Still more G-E ceramic types are in development. Like the five now registered, all will be high-performance tubes, small,

compact. All will have extraordinary resistance to shock, vibration, and high-temperature and radiation environments.

Bring us your requirements for performance, environment, size! Contact any General Electric office below for information on ceramic tube applications in missile and space systems, ground and airborne guidance circuits, and advanced communications and navigation systems!

200 Main Ave., Clifton, New Jersey
Phones: (Clifton) GRegory 3-6387
(N.Y.C.) Wlconsin 7-4065, 6, 7, 8

3800 North Milwaukee Ave.
Chicago 41, Illinois
Phone: SPring 7-1600

11840 West Olympic Boulevard
Los Angeles 64, California
Phones: GGranite 9-7765; BRadshaw 2-8566

Progress Is Our Most Important Product

GENERAL  ELECTRIC

2-411-104

72 different wipes, at your fingertips



Telechrome brings to TV broadcasters a vastly improved system for producing a wide variety of dramatic wipes, inserts, keying and other special effects. The superb engineering of the Telechrome Special Effects System provides outstanding reliability and technical performance when used for either color or monochrome TV. Simplicity of pattern selection and wipe speed is provided by manual switches on the remote control unit.

- Unusual compactness and portability make possible the creation of special effects even in field locations
- Simplest to operate. All 72 wipes available at all times.
- Stabilized black balance between pictures. Millimicrosecond transition time eliminates edge effects.
- Additional camera input allows keying from camera signal.
- Its versatility permits use in live, video-tape or film programming.

TELECHROME
SPECIAL EFFECTS GENERATOR
 FOR WIPES & MATTING, MODEL 490A



Insert Keying with Super Stability



Rack Mounted



490W1 Waveform generator. Generates keying signals for the 72 different wipes.



490S1 Switching Amplifier. Combines two picture signals in accordance with applied keying waveform.



490R1 Remote Control Unit. Selects and controls desired effect. Designed for console or desk mounting. Easily modified for integration into existing studio facilities. Complete with power supply - 512CR.

Designed for 19" rack mounting, or portable cases
 Full specifications and details available on request.

AVAILABLE FOR IMMEDIATE DELIVERY.

COLOR TV • INDUSTRIAL INSTRUMENTATION • TELEMETRY



TELEPHONE MFG. CORP.
 28 RANICK DRIVE, AMITYVILLE, N. Y., Lincoln 1-3600
 CABLE ADDRESS: COLORTV • TWX, AMITYVILLE NY2314

WESTERN ENGINEERING DIVISION • 13635 Victory Blvd., Van Nuys, Calif. STate 2-7479
 MIDWESTERN ENGINEERING DIVISION • 106 W. St. Charles Rd., Lombard, Ill., MAyfair 7-6026
 SOUTHWESTERN ENGINEERING DIVISION • 4207 Gaston Ave., Dallas, Tex., TAylor 3-3291

Demonstrated at:
 NAB SHOW
 & I.R.E. SHOW





“Higher Education ... Our Greatest Tool”

OSCAR G. MAYER
Chairman, Oscar Mayer & Co.


“During the last twenty years we have had dramatic evidence of what massive research can accomplish. Every thinking American today is acutely aware that our future welfare depends upon this vital activity.

“But sound higher education is the prerequisite of good research; it is vitally important that our higher education be constantly improved, beginning with our secondary schools. Higher education is the only means with which we can mine our most valuable natural resource: the creativity of the human mind in all fields, social and cultural as well as scientific.

“By supporting the college of your choice in its efforts to provide the best possible faculty and physical facilities, you are investing in the one tool with which to shape favorably the future of America.”

If you want more information on the problems faced by higher education, write to:
Council for Financial Aid to Education, Inc., 6 E. 45th Street, New York 17, N. Y.

*Sponsored as a public service, in cooperation with the
Council for Financial Aid to Education*



Wherever instruments are used within a partial vacuum, inert gas, or a constant or controlled pressure, use...

Cannseals

GS



MS type. Available in many layout arrangements



HERMETICALLY SEALED CANNON PLUGS



Otto von Guericke's famous experiment with his vacuum or "Magdeburg Hemispheres" which required 16 horses to pull apart during such tests in 1650.

KH



General industrial type features Acme thread

DH



Hermetically-sealed sub-miniatures

DPSH



Designed for high altitude and vibration applications

Rugged protection and true hermetic sealing under adverse pressure and atmospheric changes.

Cannon pioneered the first successful hermetically sealed connector more than nine years ago... and since then has continually refined and expanded the line. All have special steel contacts and steel shells. Glass insulation... fused to both contacts and shell for a permanent seal... permits the use of highest conductive steel contacts compatible with any glass fusing operation. Cannon glass insulated connectors will successfully withstand continuous operating temperatures up to 500°. And for short periods of operating time they will withstand much higher temperatures.

Cannon hermetically sealed connectors are manufactured to our own commercial specifications. In general, however, voltage ratings approximate Service A of Specification MIL-C-5015C. Salt spray, shock, and vibration characteristics are all approximately within the requirements of MIL-C-5015C. Mating requirements meet MIL-C-5015C exactly. These connectors have consistently been contractually approved for military installations.

Hermetically-sealed Series available include: GS (MS type), KH, RKH, KH miniature, BFH, DH, MCH, DPAH, DPSH and DPXH.

For an interesting discussion of the broad subject of "Reliability," write for Cannon Bulletin R-1.



Write for 44-page, 2-color Plug Guide, Bulletin CPG-3

Please refer to Dept. 115

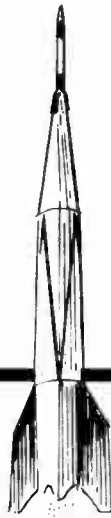


CANNON PLUGS



The Proven Empire Devices Coaxial Attenuators

RATED UP TO 4 WATTS




AT-50: 1 W CONT., 1 KW PEAK
AT-60: 2 W CONT., 2 KW PEAK




AT-75: 4 W CONT., 2 KW PEAK



AT-106: ATTENUATOR PANEL
FOR VALUES UP TO 120 DB
USING COMBINATIONS OF
STEP ATTENUATORS IN SERIES.




AT-103: 6 POSITIONS, USING
AT-50 ELEMENTS



AT-104: 12 POSITIONS, USING
AT-50 ELEMENTS



AT-108: 6 POSITIONS, USING
AT-75 ELEMENTS



AT-109: 12 POSITIONS, USING
AT-75 ELEMENTS

Empire attenuators have been designed and constructed for the reliable performance so essential to modern, complex systems. Their rugged construction... conservative power ratings for CW and pulse operation...and exclusive deposited carbon precision resistors... enable them to satisfy your microwave attenuation requirements.

Resistive coaxial networks furnished for


frequencies up to 4000 MC, higher on special order. Low VSWR and high accuracy are inherent features. Attenuation values up to 60 DB are obtained in individual pads, rated up to 4 watts continuous and 2 KW peak (AT-75) or as six and twelve position step attenuators (AT-108, AT-109). With two or three attenuators connected in series, values up to 120 DB can be obtained.

For complete technical information, write for free catalog A-259



EMPIRE DEVICES
PRODUCTS CORPORATION
AMSTERDAM, NEW YORK
VICTOR 2-8400

Manufacturers of: Field Intensity Meters • Distortion Analyzers • Impulse Generators • Coaxial Attenuators • Crystal Mixers



New **BLAW-KNOX** 85-foot diameter Radio Telescope

This new 85-foot diameter radio telescope installed atop 1,100-foot high Peach Mountain near The University of Michigan at Ann Arbor represents the latest advances in the design of large instruments for radio astronomy.

Equatorial Mount—The telescope is mounted with its polar axis parallel to the earth's axis. The reflector moves from the eastern and western horizons about the polar axis; and rotates about the declination axis from the north celestial pole, through zenith, to the southern horizon.

Determinate Design—Maximum strength-to-weight ratio is achieved through fully determinate design, in which each structural member is analyzed for stress and deflection before fabrication. The structure is designed to withstand 120 mph winds without permanent deformation.

Design, engineering and fabricating experience like this has made Blaw-Knox a world leader in the development of reliable operating equipment which embodies the most advanced scientific concepts. Blaw-Knox welcomes the opportunity to discuss projects and equipment with you.

Antennas—Rotating, Radio Telescopes, Radar, Tropospheric Scatter, and Ionospheric Scatter.



BLAW-KNOX COMPANY

*Blaw-Knox Equipment Division
Pittsburgh 38, Pennsylvania*

You are there — with Cinema...

Professor Pierre LaFemme

(Somewhere in the heart of Europe)



"Finally I, Professor Pierre LaFemme, have developed thees petite rocket engine capable of an amazing 200,000-pound thrust. Thees mighty mite weel be able to shoot anything to thee far reaches of outer space. But what weel I send on thees long journey. Maybe I weel even tie it to my bothairsome mothair-in-law and ignite. Ho, ho, that ees not thee bad idea for thee old bat. Bettair yet, I weel attach it to my nagging wife Fifi and watch her zoom off like thee witch she ees. But no, she weel be able to steer herself and return to earth to torment me. I have eet! I weel go myself and she weel nevaer find me. Vive la Science and Bon Voyage."



Hold your horses, Professor, you're not traveling anywhere because what you have in your hand is a CINEMA ENGINEERING precision resistor. Every CINEMA quality resistor is calibrated several times, over-loaded, tested, and aged to give your equipment better than average reliability. For your critical applications demanding exacting resistance requirements, call the nearest CINEMA ENGINEERING sales representative for our catalog 14R, or write our factory direct.

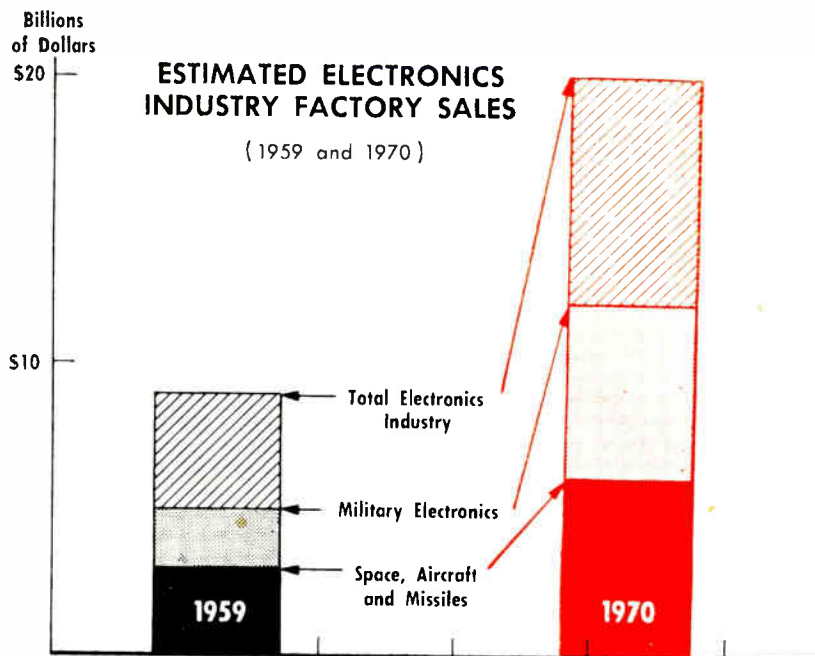


CINEMA
ENGINEERING

DIVISION AEROVOX CORPORATION

1100 CHESTNUT • BURBANK, CALIF.

MARKET RESEARCH



SOURCE: EIA

\$20 Billion Sales Due In '70

ELECTRONICS INDUSTRY factory sales in 1970 will total \$20 billion, predicts Kenneth L. Baker, military specialist with Electronic Industries Association's market data department. His estimate for 1959 industry sales is slightly over \$9 billion, the same amount ELECTRONICS previously forecasted for the current year.

Military electronics products sales will amount to \$5 billion, or 52 percent of the \$9 billion estimate for 1959, says Baker. Military portion includes \$3 billion for space, aircraft and missiles.

By 1970 military electronics portion of industry sales will rise to \$12 billion, or 60 percent of total industry factory sales, says EIA. Space, aircraft and missiles portion should then rise to \$6 billion.

Over the next 10 years, it is expected that missiles will become the dominant defensive and offensive weapon of the nation.

At present, total missiles expenditure is at the annual rate of \$3.4 billion, of which \$1.5 billion goes to the electronics industry, Baker says. Total expenditure for missiles is expected to approach \$9 billion by 1970. Other military experts claim the electronics portion in 1970 will be even higher than it is now.

Although space, aircraft and

missiles dominate the above estimates, they will increase at a slower rate than communications, logistics, personnel-handling and other support areas. For instance, while spending for space, aircraft and missiles is expected to double over the period, spending for other military electronics is expected to treble, from \$2 billion to \$6 billion.

Military spending for replacement of electronic components and equipment will climb from \$850 million in 1959 to nearly \$2 billion in 1970, the EIA economist says. Money spent on research and development of electronic products will rise from the 1959 figure of something under half a billion dollars in 1959 to \$2.8 billion in 1970. These figures have not been separately charted because they are spread throughout all categories of military expenditures.

FIGURES OF THE WEEK

LATEST WEEKLY PRODUCTION FIGURES

(Source: EIA)	July 17, 1959	June 19, 1959	Change From One Year Ago
Television sets	83,907	121,369	+49.5%
Radio sets, total	198,703	310,859	+22.8%
Auto sets	59,425	138,427	+19.4%

STOCK PRICE AVERAGES

(Standard & Poor's)	July 22, 1959	June 24, 1959	Change From One Year Ago
Electronics mfrs.	100.77	95.63	+83.5%
Radio & tv mfrs.	118.20	108.39	+134.4%
Broadcasters	102.24	101.15	+64.0%



Phone Southern California (collect)

about your future

at Hughes in Fullerton

CALL MADison 9-5211, Los Angeles
Ask for Mr. B. P. Ramstack

Are you a qualified electronics engineer—E.E. degree, 5 years of experience...interested in truly stimulating work...with an eye for solid opportunity and personal and professional growth? Phone collect to Hughes in Fullerton, California!

Hughes in Fullerton—fastest-growing activity of the Hughes Aircraft Company—needs additional engineering talent...men to work on a variety of projects in the areas listed in the box.

Phone—any business day, up to 6:00 p.m. Pacific Daylight Time—and an authorized Hughes engineer will evaluate your qualifications on the phone and advise you of specific opportunities. Your call, of course, is in confidence—as is any subsequent correspondence.

Opportunity at Hughes is great. Environment—the place and the people—are pleasant and stimulating. Offices are private or semi-private. Average age of our engineering staff is 31 years; one out of five has an advanced degree.

Phone now—collect—or write Mr. B. P. Ramstack, at address below.

HUGHES—FULLERTON RESEARCH AND DEVELOPMENT PROJECTS

Electronic Scanning Radars—to develop new advanced applications for 3-dimensional radar.

Data Processing Systems—to design computers which monitor activity of hundreds of aircraft, and direct the assignment of defense weapons.

Electronic Display Systems—to design consoles for presentation of tactical data in symbolic or language form.

HUGHES

©1959, H. A. C.

Fullerton—Research and Development
Personnel Selection and Placement
Hughes Aircraft Company
Fullerton 17, Orange County, California





Who Discovers the Discoverers?

"A professor can never better distinguish himself in his work than by encouraging a clever pupil, for the true discoverers are among them, as comets amongst the stars." CARL LINNAEUS

Somewhere in this mighty land of ours, a gifted youth is learning to see the light of tomorrow. Somewhere, in a college classroom or laboratory, a dedicated teacher is gently leading genius toward goals of lofty attainment. Somewhere the mind of a future discoverer—in science, engineering, government, or the arts—is being trained to transcend the commonplace.

Our nation has been richly rewarded by the quality of thought nurtured in our colleges and universities. The caliber of learning generated there has been responsible in no small part for our American way of life. To our college teachers, the selfless men and women

who inspire our priceless human resources, we owe more than we will ever be able to repay.

Yet how are we actually treating these dedicated people? Today low salaries are not only driving gifted teachers into other fields, but are steadily reducing the number of qualified people who choose college teaching as a career. At the same time, classrooms are beginning to get overcrowded. In the face of this, college applications are expected to double by 1967.


This is a severe threat to our system of education, to our way of life, even to our very existence as a nation. Our colleges need help—and they need it now!



If you want to know more about what the college crisis means to you, and what you can do to help, write for a free booklet to: HIGHER EDUCATION, Box 36, Times Square Station, New York 36, New York.

Sponsored as a public service, in cooperation with the Council for Financial Aid to Education







Primed for the Push Button

If there's one thing IRC resistors go along with willingly, it's Automation. Handsome new GBT resistors were designed to be automated, deliberately shaped and sized for automation. And, they're wax-free, packaged 4 different ways especially for a variety of push button machines.



1. NEW GRIP REEL—Resistors held without adhesive. Exclusively IRC. 2. NEW GRIP STRIP—Same principle as Grip Reel but with resistors in strips of 50. 3. BODY-TAPED REEL—Resistors on a pressure-sensitive tape. 4. AUTOMATION PACK—Bulk resistors with straight leads, neatly oriented. And soon to come . . . Lead Tape.





Electronics companies make the Electronics Buyers' Guide and Reference Issue accurate, complete, authentic...

For nineteen years, firms in the electronics industry have made direct contributions to the accuracy, completeness and authenticity of the BUYERS' GUIDE.

Recently, the staff of the BUYERS' GUIDE decided to award plaques to express appreciation to those in the industry who had made direct contributions to improve the product listings. The photograph above represents a few of the awards that have been made.


The awarding of the plaques is but one indication of how the BUYERS' GUIDE evolved over the years... a cooperative effort between the publication and the industry it serves.

Only through years of experience can a buyers' guide reflect the needs of an industry as complex and dynamic as electronics... one more reason why the BUYERS' GUIDE is the ONE accepted product and data book in the field.

Published mid-year as the 53rd issue of **electronics**

A McGRAW-HILL PUBLICATION

330 WEST 42ND STREET, NEW YORK 36, N. Y.



MID-MONTH
JUNE - 1959

electronics
BUYERS' GUIDE
and REFERENCE ISSUE

DESIGN

PRODUCTION

USE

A McGRAW-HILL PUBLICATION
PRICE THREE DOLLARS



"THE NATIVE HOLLANDER WEARS WOODEN SHOES."

A Bell Telephone Laboratories experiment in noise appraisal

"The native Hollander wears wooden shoes."

"Nebraska has no seacoast."

"The daisy is a common wildflower."

As these syllables, words and sentences come in over the telephones, stand-ins for millions of Bell System subscribers rate them for clarity of reception.

From these tests, Bell Telephone Laboratories engineers determine what is objectionable noise, and work to minimize it in telephone circuits. They begin by tape recording background noise associated with working telephone circuits. Test statements of appropriate length and content (such as those above) are read onto a second tape, and both are fed onto the test circuit under carefully controlled conditions. A third tape, of normal room noise, is played through a loudspeaker in the test lab.

Several hundred listeners, meeting in small groups several times a day for weeks at a time, are then asked to rate the effect of noise on transmission of the various simulated telephone calls.

For the Bell System, the results of the study will become part of the over-all transmission objectives. At Bell Laboratories, they will influence apparatus and systems development work.

Noise is a major distraction of modern day living. It is also an enemy of the Bell System. In a telephone receiver during a call, it might be power line hum, switching or thermal noise, or perhaps atmospheric static. Bell Laboratories spends a great deal of time, effort and money to keep this extraneous noise from becoming annoying and to assure you of a trouble-free connection.




BELL TELEPHONE LABORATORIES

World center of communications research and development

New design features make this the ideal general purpose Signal Generator

BRC TYPE 225-A provides these unique advantages:



- RF settability better than $\pm 0.05\%$
- RF stability 0.001% for 5 minutes, 0.001% for 5 volt line change
- Extremely low incidental FM 0.001% at 30% AM
- FM modulation from external oscillator

SPECIFICATIONS

RF Range:

10 to 500 mc

RF Accuracy:

$\pm 0.5\%$ (after two hour warmup)

RF Output:

RANGE:

0.1 μV to 0.1 volts (across external 50 ohm load)

ACCURACY:

$\pm 10\%$ 0.1 to 50 K μV , 10 to 250 mc
 $\pm 15\%$ 0.1 to 50 K μV , 250 to 500 mc
 $\pm 20\%$ 0.05 to 0.1 v, 10 to 500 mc

AM Range:

0 to 30%

AM Accuracy:

$\pm 10\%$ at 30% AM, 10 to 250 mc
 $\pm 15\%$ at 30% AM, 250 to 500 mc

AM Distortion:

5% 10 to 250 mc
 7% 250 to 500 mc

Incidental FM:

0.001% or 1000 cps, whichever is greater, at 30% AM

FM Range:

0 to between 5 kc and 60 kc deviation, depending upon frequency, in the range 130 to 500 mc (from: external oscillator)

Pulse Modulation:

From external source

Pulse Rise Time:

$< 5 \mu\text{sec}$ 10 to 40 mc
 $< 3 \mu\text{sec}$ 40 to 80 mc
 $< 2 \mu\text{sec}$ 80 to 500 mc

Pulse Overshoot:

$< 10\%$ 10 to 100 mc
 $< 25\%$ 100 to 500 mc

Modulating Oscillator:

400 and 1000 cps $\pm 10\%$

NEW CATALOG AVAILABLE

Includes several new precision test instruments with exclusive BRC design features.

This new BRC signal generator is an outgrowth of a quarter century of experience in the design of precision electronic instruments. Ruggedly constructed for stability, reliability, and extremely low leakage, this instrument incorporates a backlash-free gear drive and a precision machined piston attenuator. Complete shielding is provided in the MOPA circuit by mounting

the oscillator and amplifier in separate aluminum castings. By simply removing cabinet end bells, it is suitable for 19" rack mounting; an important feature for system applications. Because of its unique FM modulation above 130 mc, it also provides for testing and calibrating FM communication systems in the 160 and 450 mc bands. Price: \$945. F.O.B. Boonton, N. J.



Precision Electronic Instruments since 1934

BOONTON RADIO CORPORATION

BOONTON, NEW JERSEY, U.S.A.



VISIT BOOTHS
1823-1825
WESCON Show!



Meter Relays: 2" and 3"; AC and DC

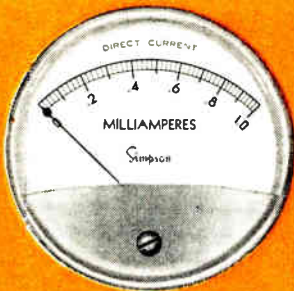


Edgewise: Vertical, DC



Wide-View: 2½", 3½", 4½"; AC and DC


These are *Simpson* panel instruments...



Round: 3", DC

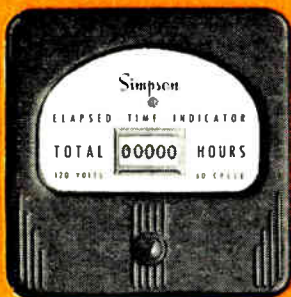


Rectangular: 4", 4½", 5½", AC or DC, RF; 7" and 9", DC or RF




Front Adjust Relay: 2½", 3½", 4½"; DC. Rectangular also.

engineered and built to stay accurate...



Elapsed Time: 3½"; 60-cycle AC



Fan Shape: 4½", AC or DC



Modernistic: 2½", 3½", 4½", 5½"; AC, DC, RF

available from stock
or custom-built

METERS FOR EVERY NEED
Simpson
ELECTRIC COMPANY

5203 W. Kinzie St., Chicago 44, Ill.
Phone: EStebrook 9-1121
In Canada: Bach-Simpson Ltd., London, Ontario

Looking Ahead to Wescon

This month's technical sessions in San Francisco will sport a new look. There'll be special exhibits and 960 booths, a 27 percent increase

SAN FRANCISCO—You may not be giving a paper at Wescon in a few days but you're still expected to participate in technical discussions. The "new look" in technical sessions calls for a maximum of three papers to be delivered during each of the 42 sessions and an hour-long audience participation period in which a panel of experts leads the discussion.

Aimed at dispelling the apathy to which technical meetings are sometimes prone, the new format, in the words of convention director Albert J. Morris, is designed "to appeal to the highest order of professionalism in an effort to upgrade our presentations."

Papers Available

All papers will be available to registrants for review prior to presentation. Technical program committee chairman Karl R. Spangenberg reports that authorship this year is unusually high in professional circles. His committee points out a few papers which should have particularly broad appeal:

Ultrasonics session: A new directive sound source for long-range sonar. Described is a new type of underwater, low-frequency sound source analogous to the highly directional end fire antenna array. A recently tested 10 kc per second model showed a directivity index of over 20 db, an efficiency of better than 60 percent, and a power handling capacity of over 2 kw. Power-to-weight ratio exceeded 30 watts per lb.

Radio wave propagation session: Radio propagation measurements in the 100 to 118 kmc spectrum. Measurements recently taken over a 2,155-foot path are discussed. Attenuation due to atmospheric gases was determined and the contribution from water vapor, oxygen, and some rare atmospheric gases analyzed.

Military electronics I: An ap-



Cow Palace provides showplace for this month's Western Electronics Show and Convention

plication of digital computation to a problem of Army tactics. Means by which a plan of fire for divisional artillery is derived by a computer is explained. Problems of Army combat tactics are dynamic ones, involving the interrelationship of many continually changing factors. Some lend themselves well to computer solution.

Aeronautical and navigational electronics: Analysis of a new glide-slope system for landing

fixed-wing aircraft. Approach and landing requirements of many new types of aircraft preclude the use of current uhf glide-slope systems. New system requirements and operational considerations are discussed. A dual-elevation-angle technique to solve current problems is proposed.

Automatic control session: Fundamentals of a nongyroscopic inertial reference and guidance system. The possibilities of imple-

menting an inertial guidance system without the use of gyros are explored. Servo-controlled non-rotating inertia systems do not encounter problems due to bearings, heat flow, and elasticity which plague fast-spinning gyros. A system analysis is presented which indicates the superiority of inertia devices over high precision gyros.

See Lively Discussions

A technical program committee survey indicates that lively discussions should ensue at sessions on stereophonic broadcasting, medical electronics, microcircuitry, and microwave theory and techniques. Medical electronics is scheduled as an evening meeting so that San Francisco area doctors can be present and give views of the equipment users.

New sessions this year include "Human Factors in Engineering," which will involve a four-man panel without formal papers, and "The International Geophysical Year in Retrospect," at which Lloyd Berkner, president of Associated Universities, which operates Brookhaven National Laboratories, will be the speaker.

Unique Exhibits

Two special exhibits top the "must visit" list at the Cow Palace—the Future Engineers Show where the creations of 35 secondary school youths will be displayed, and the Industrial Design Exhibition. In conjunction with the latter, 140 products from 82 companies across the nation vied for the "Wescon Award of Excellence for Industrial Design." The ten items which received this award last month and 20 'runners-up' will be on display.


Purpose of this Wescon '59 innovation, according to committee chairman Harold W. Lindsay, is to "focus attention on the industrial design profession while clarifying the designer's role as a member of the electronic product development team."

Used for the first time this year will be a "path of light" scheme, utilizing illuminated directional signs to control traffic over the 300,000 sq ft of display space. Number of booths is 960—up 27

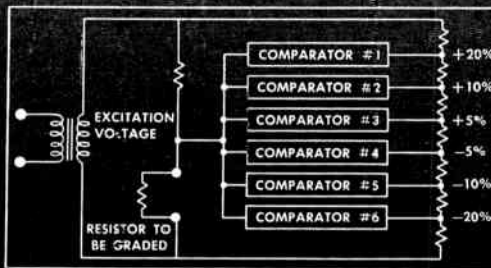
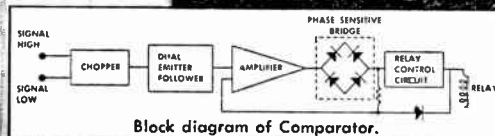
(Continued on p 51)

for "GO-NO GO" automatic monitoring/control...
new trio labs'

**ALL-TRANSISTOR
VOLTAGE COMPARATOR**



ACTUAL
SIZE



A typical application of the Comparator in an automatic resistor grading system.

SPECIFICATIONS

- AC Sensitivity: 5 MV
- DC Sensitivity: 10 MV
- Input Impedance: 2 Megohms (min.)
- Output: DPDT relay, contact rating 2 Amps. at 28 V DC
- Power Requirements: 115V, 400 cycles, 1 watt
- Repeatability of Trip Point: ± 1 MV
- Performance will meet or exceed appropriate MIL specifications.

AC or AC-DC versions available.

Series 200 trips its own DPDT output relay when an unknown input signal exceeds the value of a known input reference level. This direct voltage comparison is the most reliable technique for automatic, programmed accurate measurement with computer-speed. Applications, virtually unlimited, include: military ground support devices, airborne instrumentation, production test equipment, alarm/control systems, and many data-gathering and processing systems. Write for reprint of article in "Military Systems Design" magazine. Also for Tech Bulletin. Address Dept. E-8

Trio Laboratories, Inc., Plainview, Long Island, New York.

©1959, TRIO LABORATORIES, INC.




WESCON BOOTH 3728

NEW Automatic Electronic CABLE-making Machine To Be Shown at WESCON!

(Los Angeles, California) After years of development, The Zippertubing Company announces production of a machine which automatically makes cables at speeds up to 900 feet per hour. This machine, occupying only 24 square feet of floor space, produces cables with up to 108 conductors and is so simple to operate that inexperienced personnel can make cables to any specification.

This new equipment utilizes the revolutionary Zippertubing cable jacketing, which is fed into the machine along with the required number of conductors. The Zippertubing then is automatically wrapped around the conductors, zipped closed and, if required, permanently fused with a chemical sealer. The completed cable automatically is wound on the take-up reel for storage or shipping. The machine will produce cable from $\frac{3}{8}$ " to 2½" O.D. with larger sizes on special order.



Complete unit with wire reels in place.

MULTI-JACKETED CABLES IN ONE STEP


By using Zippertubing laminated materials, cables which require jackets of several different materials can be made in one step without costly re-handling. Available jackets include copper, aluminum or Co-netic steel in combination with such materials as vinyl, Mylar,* or fiber glass. Other laminates for high temperature exposure, abrasion protection, etc., also may be used in the machine.

SUBSTANTIAL SAVINGS

Up to 90% of the labor costs formerly involved in fabricating cables are eliminated through the use of the Zippertubing Cable Machine. Only limited floor space is necessary for long-run continuous lengths, and material waste, skilled labor investment and expensive extruding equipment no longer are required. Expensive "minimum" orders for custom extruded cabling as well as delay in deliveries also are eliminated. Because of the flexibility of Zippertubing, small

*Trademark of duPont.

cable runs for R & D work are economically feasible. Zippertubing cables can be re-opened for additional work on conductors, virtually eliminating the great costs formerly incurred in correcting mistakes in prototype development.



Close-up of head showing Zippertubing jacketing and conductors being formed into cable and automatically sealed.

MEET MIL SPECS

Cables produced on this new equipment meet all necessary MIL specs, depending on the jacketing material and the purpose for which it is to be used.

CABLE MACHINE FREE

One of the purposes of this new machine is to help manufacturers reduce their capital investment and inventory in electronic cables. A special plan has been developed whereby manufacturers who use 10,000 feet or more of Zippertubing jacketing per month will be provided with one of these machines at no cost. For those with more modest requirements, the machine may be leased very inexpensively with option to buy, or it may be purchased outright. A 100% lifetime guarantee is available under all plans. When ordering, allow three weeks for delivery.


AVAILABLE IN THREE PARTS

The Zippertubing cable machine may be ordered in three units: basic unit, which includes the head and sealing device; wire payoff unit, which contains the "tree" and spindles for holding the wire reels; power unit, which has the take-up reel spindle, frame and 115 V AC/DC motor that pulls the cable through the complete process.

SEE MACHINE IN OPERATION AT BOOTHS 1104 & 1201

For complete catalog information or field engineering service, write to the manufacturer: The Zippertubing Company, 752 So. San Pedro St., Los Angeles 14, California. TWX 1-A 840. Sales offices and warehouses are located in all principal cities.

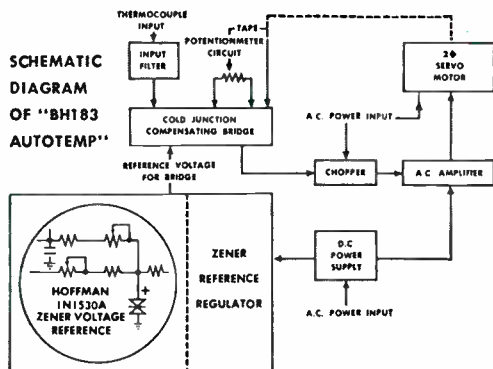

(advertisement)



THIS VOLTAGE STABILITY PROBLEM HAD TO BE SOLVED

VISIT BOOTHS
Nos. 2222, 2223, 2224, 2225
at the WESCON SHOW

FOR CIRCUIT RELIABILITY IN A JET ENGINE TEMPERATURE INDICATOR



Engineers of the B & H Instrument Company, Fort Worth, Texas, required an extremely reliable voltage reference device for their BH183 AutoTemp jet engine temperature indicator, used in the Lockheed Electra. . . . They chose a Hoffman 1N1530A Zener Reference Element, because of its STABLE characteristics even when subjected to widely varying environmental conditions.

The low 8.4 volt, zener operating voltage of Hoffman 1N430 and 1N1530 Zener Reference Elements, makes them uniquely suited for use in circuits which are operating at a low D.C. voltage level (from 10 to 30 volts). The units have a voltage stability of $\pm 0.1\%$, or less, over a temperature range from -55°C to $+100^{\circ}\text{C}$, at 10mA.

There are over 180 Hoffman Zener Devices available . . . now in the widest possible range of voltage and power dissipation ratings. Write us . . . tell us your problem . . . the Hoffman semiconductor sales engineer in your area will provide the solutions.

If you need a job in electronics done quicker and better, contact

HOFFMAN
CORPORATION
SEMICONDUCTOR DIVISION
930 PITNER AVENUE EVANSTON, ILLINOIS



KAY...

The Most Complete Line of High Frequency Attenuators



NEW **KAY** DRD Attenuators

(ROTARY SWITCHABLE)

Provides Digital Readout of Attenuation 1-119 db



Standard Toggle Switch Models, 1-101 db

- Fixed Zero or 10 db Insertion Loss
- Choice of 50, 70, or 90 Ohm Impedance
- Improved Accuracy — Reduced Maximum Error
- High Frequency Switches—Solid Silver Contacts Set in Teflon
- 1% Carbon Film Resistors

The three models of Kay *DRD Attenuators* listed at the right hand side of the table offer the convenience of a direct-reading dial. Attenuation can be varied from 1 db to 119 db in one-db steps by operating two rotary switches. The standard Kay *Attenuators* operated by six or nine toggle switches are listed at the left. All models are set in lightweight cast bronze housings and offer reduced maximum total error and a negligible insertion loss.

	STANDARD TOGGLE SWITCH MODELS						DRD MODELS	
	MODEL	CAT. NO.	MODEL	CAT. NO.	MODEL	CAT. NO.	MODEL	CAT. NO.
	20*	430-B	20-0*	431-B	30-0*	432-C	40-0*	433-A
	21†	440-B	21-0†	441-B	31-0†	442-C	41-0†	443-A
	22‡	450-B	22-0‡	451-B	32-0‡	452-C	42-0‡	453-A
Z_{in} Z_{out}	*50 ohms nom.			†70 ohms nom.			‡90 ohms nom.	
DB Switched	41 db in 6 steps				101 db in 9 steps		119 db total in 1-db steps	
Steps	20 db, 10 db, 5 db, 3 db, 2 db, 1 db				Same as 41-db units, plus 3 extra 20-db steps		1 db and 10 db	
INSERTION LOSS	10 db		Zero db at low frequencies; approx. 0.1 db at 250 mc; approx. 0.2 db at 500 mc					
Maximum Total Error (includes insertion loss)	At full attenuation: 0.5 db at 250 mc; 1.2 db from 250 to 500 mc				At full attenuation: 1.0 db at 250 mc; 2.0 db from 250 to 500 mc			
	BETTER ACCURACY AT LOWER FREQUENCIES AND/OR USING FEWER ATTENUATION STEPS							
Frequency Range	DC to 500 mc; useful to 1000 mc							
SWR	1.2:1 max. up to 250 mc; 1.4:1 max., 250 to 500 mc							
Maximum Power	½ watt							
Connectors	BNC type UG-185/U							
Dimensions	2" x 7" x 2"				2" x 9¾" x 2"		5" dia. x 2¼"	
Weight	2 lbs.				3 lbs.		4¼ lbs.	
Prices	\$70.00		\$65.00		\$95.00		\$195.00	

All prices f.o.b. factory.

NOTE: Kay Attenuators can be made on special order in 0.5 db steps, and to customer's choice of insertion loss, attenuation range, and impedance rating.

WRITE FOR KAY CATALOG 1959-A

KAY ELECTRIC COMPANY

Dept. E-8

Maple Avenue

Pine Brook, New Jersey

CApital 6-4000

SEE US AT
WESCON SHOW
BOOTHS 3114 & 3115

your electronic wire and cable problems end here

Fast moving electronic technology so often demands wire and cable construction to meet specific performance needs. As a "specialist in specials" Chester's engineering and production facilities are geared to meet both military and commercial requirements for plastic insulated wire and cable, while offering standard constructions for more general applications. The few types shown on this page are typical, high-quality Chester products, all of which may be varied to solve your electronic wire and cable problems.

SEND FOR THIS FREE CATALOG

The full story of Chester wires and cables for the electronic industry is in condensed catalog ELT-1.



CHESTER
CABLE CORP.
 CHESTER, NEW YORK
 A SUBSIDIARY OF MIAMI COPPER COMPANY

Visit Us at WESCON Show—Booth #2401



COAXIAL CABLES

RG types in both standard and special designs; military or commercial versions. Meet all MIL specs. Miniature designs, too.



MILITARY HOOK-UP WIRES

A complete line for all military and commercial needs. Includes the new "Thrif-T-Bond"® bonded, tinned wire. Nylon, Teflon, braided jackets. Color-coded.



MULTI-CONDUCTOR CABLES

For computers and related equipment. Any number of color-coded conductors grouped to your requirements and sheathed.



MINIATURE WIRE & CABLE

Single or multi-conductor types in #18 to #30 AWG sizes with thin wall Plasticote® jacket. For radio, TV, electronic equipment.



AUDIO WIRES & CABLES

Microphone, phonograph, intercom, etc. An extensive selection of single and multi-conductor types for every audio application.



HI-V AND HI-F WIRES

High frequency test lead, high frequency lead wire and flame-retardant high voltage wire. For use on flyback transformers, accelerating anodes, etc.



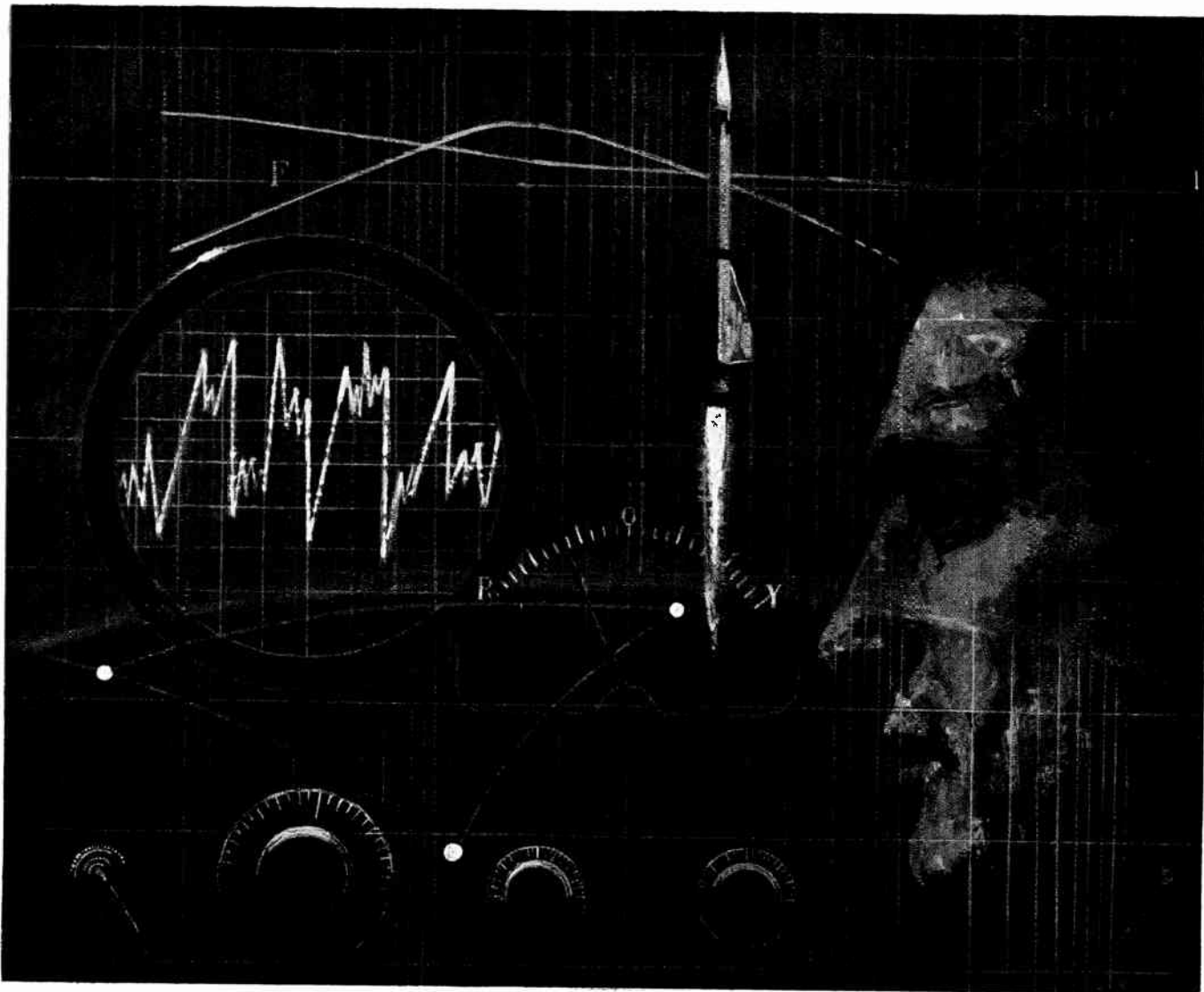
APPARATUS WIRES

Wire sizes from #16 to #27 AWG, solid or stranded, Plasticote insulated. Range: -40°C to 90°C, 600 volts, AC.



TV TRANSMISSION LINES

Covering the broad field of TV, including lead-in wire, TV rotor cable, primary and secondary lead-in coaxial cables.



WE MAKE THE SYSTEMS WORK

Almost unique in the world of the electronics industry, Federal Electric Corporation serves as a complete engineering service organization for the government, for industry and for its parent organization, International Telephone and Telegraph Corporation. A central engineering department, at Paramus, provides a professional staff for systems and application engineering, layout and installation planning, equipment and systems evaluation—and publications services.

Our job is "making the systems work". After complex electronic equipment or systems are designed and built, they must be installed by experts, properly aligned, tuned and tested to assure operation at peak performance. Then they must be continuously maintained to assure dependability. In some cases teams must be provided to operate the equipment, or to train

the user to operate it. All this we do—exercising complete management responsibility.

Prime examples of Federal projects are the DEW Line of radar stations across Canada and Alaska and the White Alice communication system in Alaska. In many parts of the world FEC has installed and tested TACAN and ILS systems for military and commercial use. Today Federal is also engaged in engineering operations connected with missile test ranges in Florida and California. From the Arctic Circle to Spain Federal Electric is keeping systems working.

For further information regarding positions in our Systems Engineering staff, at Paramus, and field engineering assignments in the U.S. and abroad, write W. F. Duffy, Professional Placement.

FEDERAL ELECTRIC CORPORATION

An Associate of International Telephone and Telegraph Corporation
Paramus Industrial Park, Paramus, New Jersey



What Wescon Exhibitors Are Saying . . .

Radio, tv, military systems manufacturer: "We don't expect to make any sales at the show, but we're participating for the prestige value and because our competitors will be there in force. We'll primarily be displaying capabilities rather than new products and hope to make the usual number of contacts for follow-up calls later on. There'll be a big group from our company and symptoms of last year's austerity program are practically non-existent. We'll be recruiting heavily—production people as well as R&D—since several of the items which have been in R&D during the past years are now in production and we must build up our work force. Our semiconductor booth will stress new applications of silicon diodes and Zener reference units."

Missile systems, control equipment company: "While we won't have a display this year, we expect to be quite active in recruiting areas and learning what suppliers

and competitors have done over the past year. We've heard that there may be some interesting "competition" displayed between U. S. producers and European, Japanese, and possibly Russian contingents which will be present."

Diversified industrial electronics firm: "We're not introducing any new products this year and consequently are not preparing for a "hard sell" show. We're going mainly for contacts. Our emphasis will be less on military systems and heavier on industrial and commercial items. We feel that there may be a trend along this line among other formerly predominant military electronics people—less models of missiles and more industrial gear."

Components maker: "We'll be looking more for business cards and follow-up contacts than customers to sign on the dotted line. We're introducing a few new products, but in the main, are

stressing upgraded and improved existing lines. The show this year will undoubtedly have the same business-like air it has had in the past. People don't go to Wescon to "blue sky" and drink. It's a vital part of the education process of all electronics people. If there is an over-riding emphasis on any one field of electronics I'd say it would be on ground systems. Also, we expect to see some concentrated effort on the part of tube manufacturers who are pushing tiny vacuum tubes in competition with transistor people."

Instrument manufacturer: "We look for another good year at Wescon but not as good as if it were held in Los Angeles. Eighty-five percent of our business from the West comes from the L. A. area, and more prospective buyers attend the L. A. show. Our emphasis will be on equipment reliability and efficiency, and how our equipment can cut customers' costs."

Looking Ahead . . .

(Continued from p 45)

percent from the last San Francisco show. To facilitate greatest coverage in a given amount of time, exhibits will be grouped by category—instruments, components, etc.

In an effort to more tightly integrate convention activities, field trips have been scheduled to tie in with IRE professional group categories, and will closely follow the related technical sessions. Seven of the Bay area's top electronics manufacturers have been chosen to host field groups, and two tours have been arranged in conjunction with Stanford University activities.

York to Speak

Featured speaker at the all-industry luncheon will be Herbert F. York of the Defense Department's research and development




Five-ft model of moon, featured in central decoration scheme for 1959 Wescon, is admired by H. Myrl Stearns (left), Wescon board chairman, and Bernard M. Oliver, executive committee chairman

section. H. Leslie Hoffman will sketch a verbal picture of things to come in his WEMA luncheon talk, "Look Ahead to 1975."

Theme of the ever-popular all-industry cocktail party on opening

day will be "Wescon Welcomes the 50th State." Four party rooms at the Sheraton-Palace will be replete with palm trees, and women guests will be given fresh leis by six costumed Hawaiian belles.

for the most efficient production of oxygen-free gas



NITRONEAL® GAS GENERATOR

... provides by far the most economical and efficient method for the production of pure nitrogen—completely free of oxygen—and with hydrogen content precisely controlled at any desired percentage between 0.5% and 25%. Nitrogen is supplied at a fraction of cylinder supply cost.


The Nitroneal Generator is automatic except for startup, with no need for operating personnel. The unit performs instantly, efficiently anywhere in the range of from 25% to 100% of rated capacity. Installation requires only a 110 volt line, water, air, ammonia lines and drain facilities. Units can be supplied in capacities of 100 cfh to 10,000 cfh. . . . The catalyst lasts indefinitely—maintenance costs are practically nil. Write for complete catalog material and data.

CHEMICAL DIVISION • 113 ASTOR STREET
NEWARK, N. J.


CIRCLE 18 READERS SERVICE CARD



WRITE FOR LITERATURE



look to Amersil for all high purity fused quartz requirements.



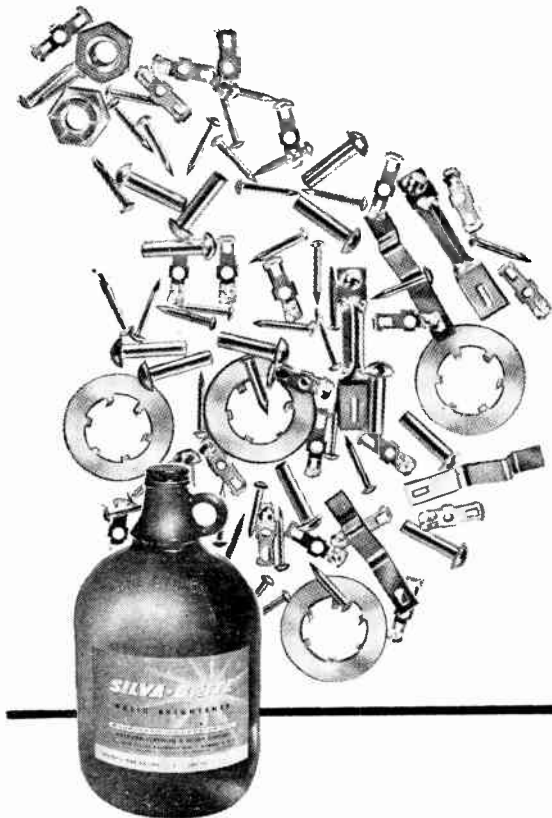
Amersil manufactures and fabricates high purity fused quartz for ultraviolet transmission applications, laboratory ware and production equipment. These products include standard apparatus, plain tubing in many intricate fabrications, crucibles, trays, cylindrical containers and piping in a full range of sizes up to 25" in diameter. Ingots and plates are available in general commercial quality as well as in special optical grades. Amersil engineers are also prepared to assist in developing fused quartz and silica equipment for special requirements. Send for bulletin.

AMERSIL QUARTZ DIVISION • 685 RAMSEY AVENUE
HILLSIDE, N. J.

CIRCLE 19 READERS SERVICE CARD

DOMESTIC DIVISIONS: AMERICAN PLATINUM & SILVER DIVISION, AMERSIL QUARTZ DIVISION, BAKER CONTACT DIVISION, BAKER DENTAL DIVISION, BAKER SETTING DIVISION, BAKER PLATINUM DIVISION, CHEMICAL DIVISION, EAST NEWARK INDUSTRIAL CENTER, HANOVIA LAMP DIVISION, HANOVIA LIQUID GOLD DIVISION, IRVINGTON-BAKER REFINING DIVISION, D. E. MAKEPEACE DIVISION, NATIONAL ELECTRIC INSTRUMENT DIVISION, RESEARCH AND DEVELOPMENT DIVISION, H. A. WILSON DIVISION. COMPANIES ABROAD: ENGELHARD INDUSTRIES OF CANADA, LTD. TORONTO, ENGELHARD INDUSTRIES OF QUEBEC, LTD. MONTREAL, ENGELHARD INDUSTRIES, LTD. LONDON, ENGELHARD INDUSTRIES A. G. ZURICH, ENGELHARD INDUSTRIES PTY., LTD. MELBOURNE, SOCIEDAD SURAMERICANA DE METALES PRECIOSOS S. A. BOGOTA, INDUSTRIE ENGELHARD S. P. A. ROME, ENGELHARD INDUSTRIES OF SOUTHERN AFRICA, LTD. JOHANNESBURG. ASSOCIATED COMPANIES: ACME TIMBER INDUSTRIES LTD., SOUTH AFRICAN FOREST INVESTMENTS LTD., SOUTH AFRICA, AZOPLATE CORPORATION, CHARLES ENGELHARD, INC., NUCLEAR CORP. OF AMERICA, INC., U.S.A.

a simplified mirror-bright silver plating process



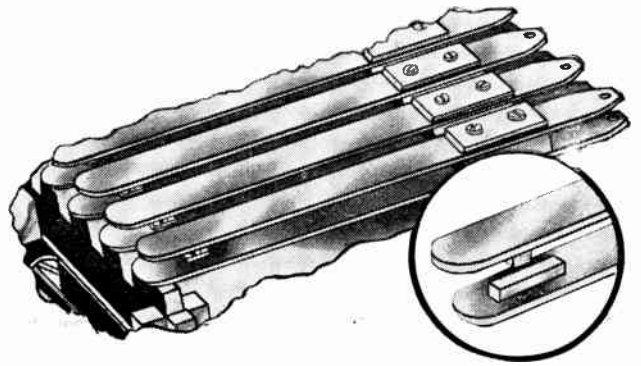
Here is the most efficient, simple procedure to protect electrical electronic and lamp components with a mirror-bright silver finish—through a complete range from flash to heavy deposit. The procedure is easy, economical and non-critical—with little or no polishing required. Silva-Brite is a clear, water-white solution, enabling the operator to observe work as it is being plated. Uniformly good results are attained with current densities ranging from 10 to 40 amperes per square foot. Normal room temperature operation minimizes fumes and tendency toward bath decomposition. Send for descriptive data together with detailed plating procedures.

AMERICAN PLATINUM & SILVER DIVISION
231 N. J. RAILROAD AVENUE, NEWARK, N. J.
CIRCLE 20 READERS SERVICE CARD

AMERICAN
PLATINUM
& SILVER
DIVISION

ENGELHARD INDUSTRIES, INC.

EXECUTIVE OFFICES:
113 ASTOR STREET • NEWARK 2, NEW JERSEY



ECONOTAPE crossbar contacts are most efficient for electrical relays

You can now get ideally efficient crossbar contacts for your electrical relays—with as many contacts as you need, where you need them—with positive assurance of full, contact surface. This has been made possible through the development of Makepeace's new ECONOTAPE, a precision-drawn shaped or rectangular contact wire in either solid precious metal or in laminated metal—in your choice of gold, platinum, palladium, silver and their various alloys.

Econotape crossbar contacts are supplied complete, attached to Makepeace blades . . . attached to blades supplied by you . . . or Econotape for your own attaching.

Econotape is cut off and welded to the blade in one operation. It is no longer necessary to handle and attach individual button type contacts. Positioning of Econotape on the blade is done automatically as the tape is cut off and welded. Permanent attachment is assured by a homogenous metallurgical bond that is undisturbed by expansion and contraction caused by temperature changes.

If you are designing a new relay or trying to cut the cost of your present mechanism, send for Econotape Crossbar Contact literature.

D. E. MAKEPEACE DIVISION • PINE & DUNHAM STREET
ATTLEBORO, MASS.
CIRCLE 21 READERS SERVICE CARD

NEW SPRAGUE MODEL 500 INTERFERENCE LOCATOR

PORTABLE, VERSATILE
UNIT PINPOINTS SOURCE
OF INTERFERENCE



This improved instrument is a compact, rugged and highly sensitive interference locator—with the widest frequency range of any standard available unit.

New improvements in Model 500 include: greatly increased sensitivity, meter indications proportional to carrier strength, transistorized power supply. Engineered and designed for practical, easy-to-operate field use, it is the ideal instrument for rapid pinpointing of interference sources by electric utility linemen and industrial trouble shooters. Model 500 tunes across the entire standard and FM broadcast, shortwave, and VHF-TV spectrums from 540 Kc to 216 Mc. For full details send for brochure IL-102.

SPRAGUE ELECTRIC COMPANY
35 MARSHALL ST. • NORTH ADAMS, MASS.

SPRAGUE®

THE MARK OF RELIABILITY

Sales-Order System

Here's how one company meets firm delivery promises, develops and holds new customers

By ROBERT F. STOCKTON, III and HAROLD L. WEINBERG

Manager of Sales

Manager of Manufacturing

G-V Controls, Inc., Livingston, N. J.



Production control clerk consults progress chart to report status of a customer's order. Dark tabs tell stage order is in, when last reported on

WE HAVE a two-part sales-order system that works very well. One part controls in-plant order scheduling, the other runs our sales projects.

Necessity was the mother of both. And now both are indispensable members of our business family.

First, order scheduling.

For each product category, the sales department forecasts total sales 4 to 6 months in advance. Production then sets up weekly capacity schedules based on this forecast.

It takes 4 weeks to process a normal order. So 4 weeks before delivery date, sales tells production exactly what types and quantities it is to ship. This way, calling the shots, sales can make promises to customers, order any changes wanted. But once orders go to production, no changes can be made except in emergencies—and then only if production agrees.

On a rush order (under 4 weeks) two additional steps are taken: 1. Quantities are limited to 10 production units per order. 2. The move ticket (which travels with each order) gets a priority code. Since each production station handles orders on basis of earliest date,

the rush request is met.

Seven assembly line check-points keep track of all orders. Each station records work done that day. Production control gets all records the next morning.

Each order has a card that slides into the slotted vertical card-holder (photo). Only the card's top sticks out. Cards are grouped according to date due. A visual indicator on each card tells what stage the order is in.

But this isn't enough. We must know when the order was last reported. We have a different indicator color for each day of the week. Thus, we know where the order stands in production and what day it was last reported on—all at a glance. Sales can immediately answer customers' delivery questions. Production constantly knows what's lagging, where every order is in the shop.

Any prospective customer becomes a project card. Projects are grouped by areas where we have sales reps. Each project card heading describes the project in terms of our products and in terms by which the customer identifies it.

Issuance of this card to our sales

Pays Off

rep tells him we will keep an active record on the project until a sale is made or the project fizzles.

All papers—orders, memos, letters—pass across the desk of the man running the Project File. For each, he identifies the project and enters an abstract of significant data on the project card.

If nothing happens for several months, we send the sales rep an inquiry form. It gives the project's latest status, asks for new data. The form makes it simple for the rep to reply.

The visible edge of each card in the file carries 24 numbered spaces—one for each month for 2 years. Each entry on the card is marked with a symbol in the proper square on the visible edge—S means samples have been supplied, T that tests are underway, and so on.

"Move Is Ours"

Thus a quick glance tells us how long it has been since we have had word on any project. Most symbols are marked in blue. A red symbol means the next move is ours . . . the customer is waiting for test data, engineering recommendations, or other information.

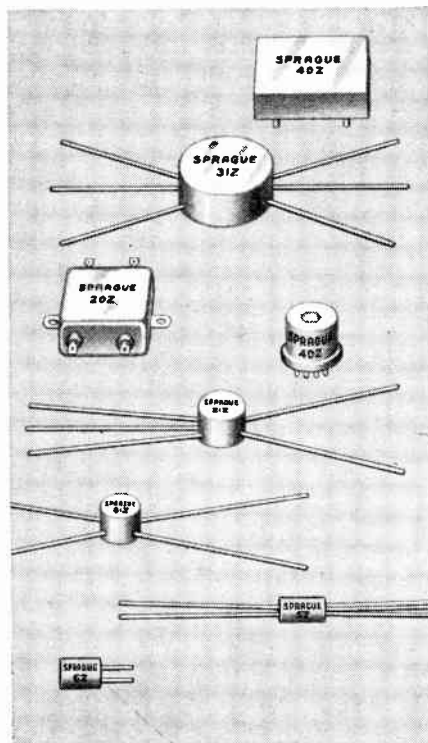
When the project no longer warrants attention, the card is moved to a dead file. When the project results in a production quantity order, the card is shifted to another file where it reminds us to go looking for another order later on.

This system makes sure we give customers continuing assistance, and that we do not lose sales by failure to follow-up.

The system has also produced much other useful information. From it we learn which sales areas do the most consistent follow-up work and which turn the highest proportion of projects to actual sales. Sales management people consult the project file before visiting a territory to see what the important projects are.

A periodic review of all projects tells us of the relative interest in our various products and how it is changing. It tells us how many of our projects result in sales, and how many we lose and why.

Miniature Pulse Transformers



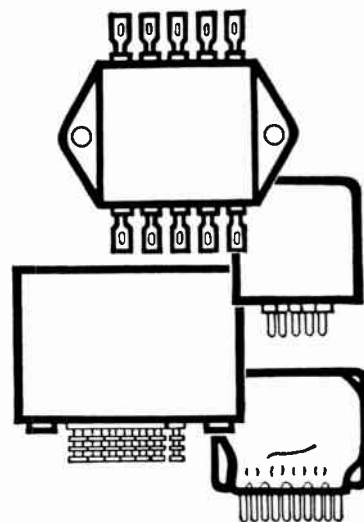
Sprague miniature pulse transformers are ideally suited for application in low-power, high-speed computer circuitry where pulse signals may range up from 20 millimicroseconds and wider in duration, at repetition rates as high as 10 megacycles, with pulse levels ranging from fractions of a volt to several hundred volts.

Typical circuits utilizing Sprague Pulse Transformers include *pulse amplifiers* (for current or voltage step-up, impedance matching, decoupling, pulse inversion and push-pull operation); *pulse shaping and differentiating*; *blocking oscillators* (in regenerative circuits of the triggered and self-triggered type); *general transistor circuits*.

Choose from Sprague's wide variety of mounting styles, shapes and encasements . . . for conventional or printed wiring board assembly.

Write for the complete series of engineering bulletins to Technical Literature Section, Sprague Electric Company, 35 Marshall Street, North Adams, Massachusetts.

CIRCLE NO. 41 READER SERVICE CARD



Sprague offers a wide variety of

MAGNETIC SHIFT REGISTERS

for aircraft, missiles, computers, and controls

Just the right case styles . . . types of sealing . . . number of stages . . . read and write provisions you need! Sprague magnetic Shift Register Assemblies are matched to your *specific* application requirements to make them your best buy!

Standard designs are easily modified to meet most system requirements. All are 100% pulse performance-tested before they leave the plant.

For engineering assistance on your Shift Register problems, write to Special Products Division, Sprague Electric Company, Union St., North Adams, Mass.




CAREER BULLETIN FROM **BOEING**




FREE-SPACE ROOM in Boeing antenna and radar laboratory, built for advanced antenna and radome development and testing. Expanding missile and advanced jet aircraft projects at Boeing provide outstanding career opportunities for engineers in virtually every area of electronics.



BOEING-DEVELOPED and built electronic counter-measures simulator, typical of many advanced areas of assignments open at Boeing in electronics. Openings also available in fields of infrared techniques, radar and beacon interrogator systems, electronic circuitry, and guidance and control systems, among others. Boeing research and development facilities are the most extensive in the industry. They could help you get ahead faster.



ANALOG COMPUTER installation used to simulate missile trajectory, ground control and terminal guidance. Boeing missile assignments are available on BOMARC, the nation's longest-range supersonic defense missile, and on Minuteman, an extremely advanced solid-propellant intercontinental ballistic missile system.



BOEING ENGINEERS attaching missile monitor plug for dynamic compatibility test of BOMARC interceptor. In addition to wide variety of simulated tests, BOMARC test firings are conducted at Cape Canaveral, Florida. Expanding Boeing projects offer engineers and scientists outstanding career openings, all with plenty of opportunities for advancement.



Write today, for your free copy of 24-page booklet, "Environment for Dynamic Career Growth." It pictures the career areas and advantages that could assure you a brighter future.

Mr. Stanley M. Little,
Boeing Airplane Company,
P. O. Box 3822-END, Seattle 24, Washington.

Send me the Boeing career booklet by return mail.

Name.....

Address..... City..... State.....

Degree(s)..... Field of interest.....

Experience.....

BOEING

Seattle • Wichita • Cape Canaveral

CIRCLE NO. 57 READER SERVICE CARD →

New

See them
at WESCON!

BORG MICRODIALS

*add richness and style
to control panels
and instruments*

A new concept in multi-turn counting dial styling . . . series 1360 Microdials by Borg. These new Borg Microdials were specially developed to harmonize with the design of present-day electronic equipment. Presently available in five color variations of red, gray and black. Borg has retained all the quality mechanical features that have made their Microdials famous . . . smoothness of operation . . . no jumping or step action . . . absence of noise . . . fewer ambiguities in reading due to human error. A contoured brake arm locks settings in place yet does not interfere with dial operation. Write for further data and prices.


BORG EQUIPMENT DIVISION

Amphenol-Borg Electronics Corporation

Janesville, Wisconsin



SHOWN
ACTUAL
SIZE



Al Mitchell takes the

stand for **electronics**



I. Allen Mitchell is President and a founder of United Transformer Corporation, a company which placed its first advertisement in electronics more than 25 years ago.

United Transformer manufactures 700 stock items for virtually every application in the electronics field. Mr. Mitchell is a graduate engineer who entered college at the age of 14. At 16 he was the chief engineer of a transformer company and at 18 the director of engineering.

Do you, Mr. Mitchell, directly or indirectly influence the purchase of electronic equipment for your organization?

Naturally, I do.

Do you use the electronics BUYERS' GUIDE as your source book for electronic purchases?

Yes. I keep it available in my office at all times.

How long have you been a subscriber to electronics?

Since the day of its inception.

Why have you continued to pay for electronics when you can receive ten other electronic publications free?

To me electronics has a peculiarity. It has excellent technical coverage. It has the most pages of advertising, and naturally I want to keep abreast of the industry in terms of the products shown in the ads. For a number of years your company has reserved the inside front cover of electronics for its sales messages. What is behind this decision?

Basically, we are a key manufacturer in our field for engineering products. As such we prefer to maintain a prestige position in the prestige magazine of our industry.

If it's about electronics, read it in electronics

electronics

Published WEEKLY plus the mid-year electronics BUYERS' GUIDE
A McGraw-Hill Publication • 330 West 42nd Street, New York 36, N. Y.




Model A12's pass rugged military environmental tests for altitude, shock, temperature, humidity and electro interference.

Design and construction techniques used in the Model A12 amplifier are fully two years ahead of the field! These advanced techniques enabled the Model A12 to meet stiff environmental qualification tests which resulted in their being selected by Martin engineers for use in the *Titan* ground support equipment.

Use of totally transistorized circuits gives the A12 unmatched reliability and performance, and minimizes heat dissipation problems inherent in vacuum tube instruments. Plug-in etched circuit boards and modular internal construction make servicing and maintenance checks easy—the amplifier can be disassembled and reassembled in less than 10 minutes. *Your E-I representatives can give you complete information.*

Martin picks Electro Instruments D.C. Amplifiers



Plug-in attenuators of the A12 provide convenience, flexibility, economy. Special variations, gain settings, etc., can be tailored to your system at no extra cost.

for TITAN ground support equipment

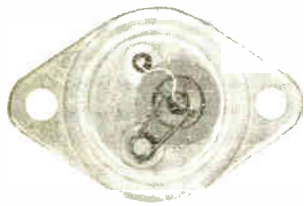
Totally transistorized—dissipates only 7 watts.
Drift less than 2 microvolts for 200 hours.
.01% linearity and stability.
100 megohms input impedance—40 milliohms output impedance.
1 db DC to 10 KC.
Noise less than 10 microvolts wideband.
Single ended or differential input.
Operates to specifications from 0° to 50°C.
Self-contained power supply—operates on any line frequency from 50-400 cps.
Mil-type chopper gives unmatched reliability for the life of the instrument.
7" x 19" panel accommodates 8 instruments.



Electro Instruments, Inc.

E I 3540 AERO COURT
SAN DIEGO 11, CALIF.

BUILT-IN RELIABILITY



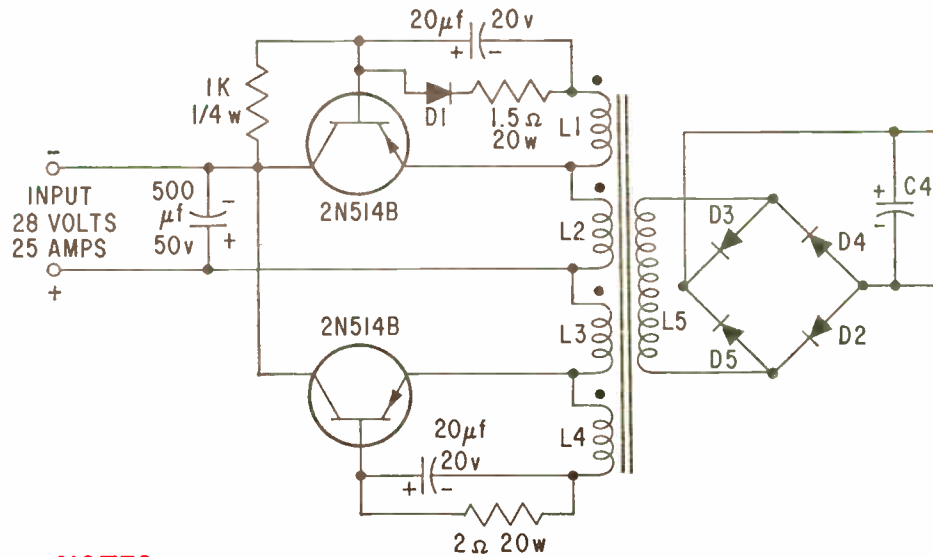
Low R_{cs} (0.05 Ω) at high temperatures insured by large ring emitter-base area. Leakage currents minimized by all welded construction . . . no contaminating solders or fluxes used!



High current-carrying capacity and maximum safety against over-heating provided by heavy 90-mil emitter lead.

GERMANIUM TRANSISTOR APPLICATION NOTES

630 WATT DC-TO-DC POWER CONVERTER 90% EFFICIENT



NOTES

L5 may be wound according to the output voltage desired, allowing about 0.639 turns per volt. The wire size should be large enough to allow one circular mil per millampere. The output current and load will then determine D2, D3, D4, D5, and C4.
L2, L3—17 turns each #10 bifilar wound
L1, L2—4 turns each #16

Core-type 50022-2A Magnetics, Inc.

Q1, Q2—2N514B 80 volt 25 amp each mounted on a minimum of 200 sq. in. of 1/4" aluminum for operation up to 50°C.
D1—1N1124 mounted on a minimum of 1 sq. in. of exposed aluminum 1/16" thick. Operation to 50°C.
Frequency about 1 kc.

REDUCE YOUR COMPONENT COSTS WITH ONE TI POWER TRANSISTOR!

Save on overall costs and *up your circuit reliability* by selecting one *specific* TI germanium power transistor for your high power circuitry job. The need for transistor paralleling is greatly reduced . . . and, in many applications, eliminated . . . with TI's newest high current alloy-junction power transistor series. If you are using two types in parallel for a 25-amp job, save by using *one* TI high current alloy-junction transistor! Ranging from 10 to 25 amps in 40, 60, or 80 volt types, all

units feature guaranteed gain at maximum rated currents and 1.5 volts V_{CE} . For your high current switching applications, all types highlight typical switching times at 25°C of 12.0 usecs (t_{on}) and 7.0 usecs (t_{off}).

Contact your nearest Texas Instruments sales engineer for applications assistance or your nearby TI distributor for off-the-shelf delivery at factory prices. For high reliability, high performance, and a full year product guarantee, you can rely . . . on TI!

maximum ratings at 25°C

	2N511	2N514	2N518	2N512	2N512A	2N512B	2N513	2N512A	2N512B	2N514	2N514A	2N514B	Unit	
V_{CBO}	Collector-to-Base Voltage ($I_C = -5ma, I_E = 0$)	-40	-60	-80	-40	-60	-80	-40	-60	-80	-40	-60	-80	v
V_{CEX}	Collector-to-Emitter Voltage ($V_{BE} = +0.2 v, I_C = -5ma$)	-40	-60	-80	-40	-60	-80	-40	-60	-80	-40	-60	-80	v
V_{EBO}	Emitter-to-Base Voltage ($I_E = -5ma, I_C = 0$)	←-30	←-30	←-30	←-30	←-30	←-30	←-30	←-30	←-30	←-30	←-30	v	
I_C	DC Collector Current	←-10	←-10	←-15	←-15	←-15	←-20	←-20	←-20	←-25	←-25	←-25	a	
I_E	DC Emitter Current	←-10	←-10	←-15	←-15	←-15	←-20	←-20	←-20	←-25	←-25	←-25	a	
I_B	Base Current	←-10	←-10	←-15	←-15	←-15	←-20	←-20	←-20	←-25	←-25	←-25	a	
	Total Dissipation	←-5						←-5						a
		←-80						←-80						w
T_J	Junction Temperature	←-95						←-95						°C

germanium and silicon transistors
silicon diodes and rectifiers
tanTiCap solid tantalum capacitors
precision carbon film resistors
sensistor silicon resistors

TEXAS



INSTRUMENTS INCORPORATED

SEMICONDUCTOR COMPONENTS DIVISION
13500 N. CENTRAL EXPRESSWAY
POST OFFICE BOX 312 • DALLAS, TEXAS

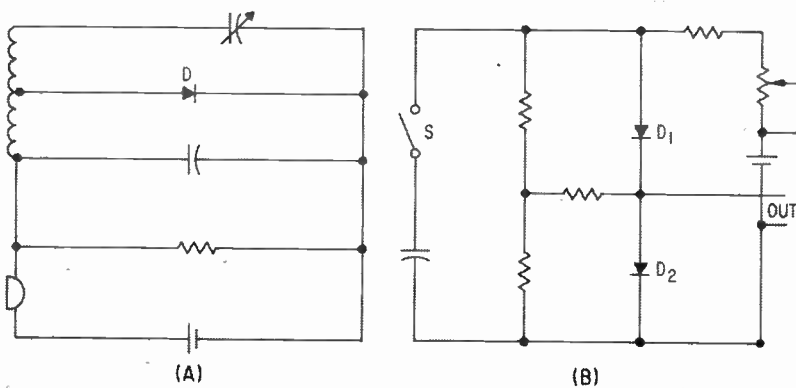


FIG. 1—Miniature f-m transmitter (A), flip-flop counter (B)

Tunnel Diode: Big Impact?

Some scientists predict new diode's influence will compare to that of transistor

SCIENTISTS of GE Research Laboratory, Schenectady, N. Y., predicted this week that the new tunnel diode (ELECTRONICS, p 82, June 12; p 69, July 10) will become a widely used component in electronics in the next few years. This diode may well have an impact on the electronics industry comparable to that of the transistor about 10 years ago, they said.

Characteristics

The tunnel diode resembles other semiconductor diodes in that it has a *p* and an *n* junction. However, the barrier, or space-charge depletion region of the tunnel diode is extremely thin, less than one-millionth inch.

It is this thin barrier that gives the diode its name and ability to respond to frequencies in the kmc range. Other qualities of the tunnel diode, such as the slope of its current-voltage characteristic, are attained by extreme care in fabricating the diode.

The tunnel effect describes the ability of electrons to travel across the barrier with the speed of light—or produce the same effect—even though the electrons do not seemingly have energy to surmount the barrier. It appears as though *phonons*—ultrasonic vibrations of the diode crystal lattice—may contribute the energy required by the electrons to get them over the barrier.

As diode forward bias is increased, current rises to a peak. After the peak, the current falls

with increasing voltage, thus producing a negative-resistance region. Current drops to the bottom of a trough and then rises again. The negative-resistance portion of the characteristic may be used to amplify small input voltages. Figure 1A shows a miniature microphone-driven f-m transmitter which produces 0.1 mw between 90 to 120 mc. Here the diode functions as both oscillator and amplifier.

Use of the up-and-down current-voltage characteristic is illustrated in Fig. 1B. Initially, either diode conducts and the other diode is non-conducting. Momentary closing of switch *S*, exchanges conduction states of both diodes. Counting rates of 10 mc are possible now, with higher rates forecast for the future.

Applications

The following qualities give the tunnel diode remarkable promise for use in communication and computing equipment: high-frequency response (over 100 kmc is conceivable), low input-power requirement (about 1 mw), low noise figure (only the maser and parametric amplifier give lower noise), simplicity, and the ability to withstand environmental extremes (withstands nuclear radiation, works fine at few degrees above absolute zero, performs the same at 32 F and 600 F as at 70 F). Although present tunnel diodes handle 5 amperes (at a few tenths of a volt), future tunnel diodes will handle far more current.



**DELIVERED
OFF-THE-SHELF**

From

MILGRAY

Your Authorized
TI Distributor

ALL TI semiconductors are *in stock*, ready to be rushed to you NOW! There is no delay when you order from MILGRAY.

You know you are getting maximum reliability when you specify *Texas Instruments semiconductors*, USE PROVED by thousands of customers and GUARANTEED for one full year by TI.

AVAILABLE IN
1-999 QUANTITIES:

Silicon transistors, germanium transistors, silicon diodes and rectifiers and carbon film resistors.

sensistor silicon resistors: 1-499
tan-TI-cap tantalum capacitors: 1-99





Hold your frequency under fire (and ice)!

New linear permalloy core keeps filters frequency-stable over a wide range of temperature conditions—at half the cost

Designers of audio filter networks, faced with the high price of components and the need for frequency stability over a wide swing in ambient temperatures, can now benefit from a most significant development—the linear molybdenum permalloy powder core.

The linear cores we've developed are used with polystyrene capacitors. This combination costs as little as half the price of temperature-stabilized moly-permalloy cores and the silvered mica capacitors with which they must be used.

What's more, frequency stability is increased! For temperatures ranging from -55°C to $+85^{\circ}\text{C}$ we have observed frequency stability variations as low as 0.05%. This is consider-

ably less frequency shift than normally expected with temperature-stabilized combinations.

We guarantee the temperature coefficient of these linear cores within a very narrow range! Information regarding sizes, prices and performance behavior awaits your request. Popular sizes, in 125 permeability only, available immediately from stock. *Magnetics, Inc., Dept. E-74, Butler, Pa.*

MAGNETICS inc.

SEE US AT WESCON!

New!

Cutting costs of
Switch Installation...
your job...and **Centralab's**

Centralab **Printed Circuit Switches**

the greatest advance
in switch design
in decades

The CENTRALAB Series 20 Printed Circuit Switch provides these cost-saving advantages:

- 1** Elimination of switch wiring errors.
- 2** Simultaneous connection of all switching leads during dip soldering of etched circuit boards.
- 3** No hardware is required for rigid anchoring of switch to the board.

SPECIFICATIONS:

Construction: 1 3/4" high x 2" wide laminated phenolic sections. Bolted construction multiple sections and staked single or dual section assemblies.

Switching


Combinations: 1 pole—12 positions through 6 pole—2 positions. Also available with dual concentric shafts for A.C. line switch or 1/2 watt variable resistor, equipped with printed circuit terminals.

Rating: 2 amperes at 15 volts D.C., 150 ma. at 110 volts A.C. (make and break, resistive load).

Insulation: Laminated phenolic type PBE per specification MIL-P-3115. Voltage breakdown 1000 volts RMS.

Rotational Life: 10,000 cycles minimum.

For complete physical and electrical specifications on CENTRALAB Printed Circuit Switches ask for Bulletin EP-757.



Centralab

P-5956

A Division of Globe-Union Inc.
914H E. KEEFE AVE. • MILWAUKEE 1, WIS.
In Canada: 669 Bayview Ave., Toronto 17, Ont.

VARIABLE RESISTORS • ELECTRONIC SWITCHES • PACKAGED ELECTRONIC CIRCUITS • CERAMIC CAPACITORS • ENGINEERED CERAMICS

NEW

ZENER VOLTAGE TESTER*



Provides Automatic Presentation Of:
zener diode voltage . . . transistor
breakdown and zener voltage
. . . diode inverse and reverse
voltages. Also Tests For . . .
zener diode impedance.

APPLICATIONS:

- **Laboratory Experimentation**
- **Circuit Design**
- **Quality Control**
- **Trouble Shooting**
- **Production Testing**

ERA's new Zener Diode Tester, Model DT100 is a self contained AC operated instrument designed for direct reading of zener voltage as a function of diode current. Provisions are also included for AC modulation of the diode current to permit the determination of zener impedance or zener slope for any given value of diode current. The instrument incorporates a wide range adjustable constant current generator which injects the desired value of current into the diode under test and maintains this current constant independent of line voltage fluctuations or zener voltage and impedance. The voltage appearing across the non-linear diode impedance is read directly by a high impedance DC voltmeter for the given current setting.

SPECIFICATIONS

Input Source	115VAC, 60cps
Zener Voltage Range	0-300VDC
Zener Current Range	50 Microamperes-50ma
Measurement Accuracy	Better Than 2%
Metering	Direct Reading Ez, Iz
Zener Impedance	Provision for AC Modulation Iac, Eac Reading
Physical	Sloping Front Cabinet, Size: 12 x 8 x 19 inches

Model DT100 \$275.00

FOB Factory, Subject to change without notice

ERA manufactures a full line of transistor test equipment and transistorized devices. Write for complete technical bulletin on this (Catalogue #115) and related devices.

*Pat. Appl. For

ELECTRONIC RESEARCH ASSOCIATES, INC.

67 Factory Pl., Cedar Grove, N. J. Center 9-3000 TWX NJ1144

SUBSIDIARIES

Era Electric Corporation • Nutley, N. J. Era Pacific Inc. • Santa Monica, Cal.

MEETINGS AHEAD

Aug. 17: Ultrasonics, National Symposium, PGUE of IRE, Stanford Univ., Palo Alto, Calif.

Aug. 18-21: Western Electronics Show and Convention, WESCON, Cow Palace, San Francisco.

Aug. 23-26: Electrical Conf. of the Petroleum Industry, AIEE, Wilton Hotel, Long Beach, Calif.

Aug. 23-Sept. 5: British National Radio & Tv Exhibition, British Radio Industry Council, Earls Court, London.

Aug. 24-26: Gas Dynamics Symposium: Plasma Physics, Magneto-gasdynamics; American Rocket Society, Northwestern Univ., Evanston, Ill.

Aug. 24-27: Ballistic Missile and Space Technology, USAF, Space Technology Labs, Inc., Los Angeles.

Aug. 31-Sept. 2: Army-Navy Instrumentation Program, Annual Symposium, Douglas Aircraft and Bell Helicopter, Statler-Hilton, Dallas.

Sept. 1-3: Association for Computing Machinery, National Conf., MIT, Cambridge, Mass.

Sept. 3-6: Air Force Association's National Convention, Exhibition Hall, Miami Beach, Fla.

Sept. 7-12: Machine Searching and Translation, International Conf., Western Reserve Univ., Rand Devel. Corp., Western Reserve Univ., Cleveland.


Sept. 17-18: Engineering Writing & Speech, Dual National Symposium, PGEWS of IRE, Sheraton-Plaza Hotel, Boston; Ambassador Hotel, Los Angeles.

Sept. 21-25: Instrument-Automation Conf. & Exhibit, ISA, International Amphitheater, Chicago.


Oct. 12-15: National Electronics Conference, IRE, AIEE, EIA, SMPTE, Sherman Hotel, Chicago.

Mar. 21-24, 1960: Institute of Radio Engineers, National Convention, Coliseum & Waldorf-Astoria Hotel, N. Y. C.


There's more news in ON the MARKET, PLANTS and PEOPLE and other departments beginning on p 138.



Coldite 70+
fixed composition
RESISTORS



SLIDE SWITCHES
the most complete line



Ceramag
FERRITE
cores

STACKPOLE

a dependable source of supply
for these 7 reliable component types

Write for details on any type

Electronic Components Division



STACKPOLE CARBON COMPANY, St. Marys, Pa.



VARIABLE
composition
RESISTORS



inexpensive fixed composition
CAPACITORS
0.1 to 10 $\mu\mu\text{f}$



SNAP SWITCHES
... for record changers,
auto tuners, etc.



CeraMAGNET
CERAMIC
PERMANENT
MAGNETS



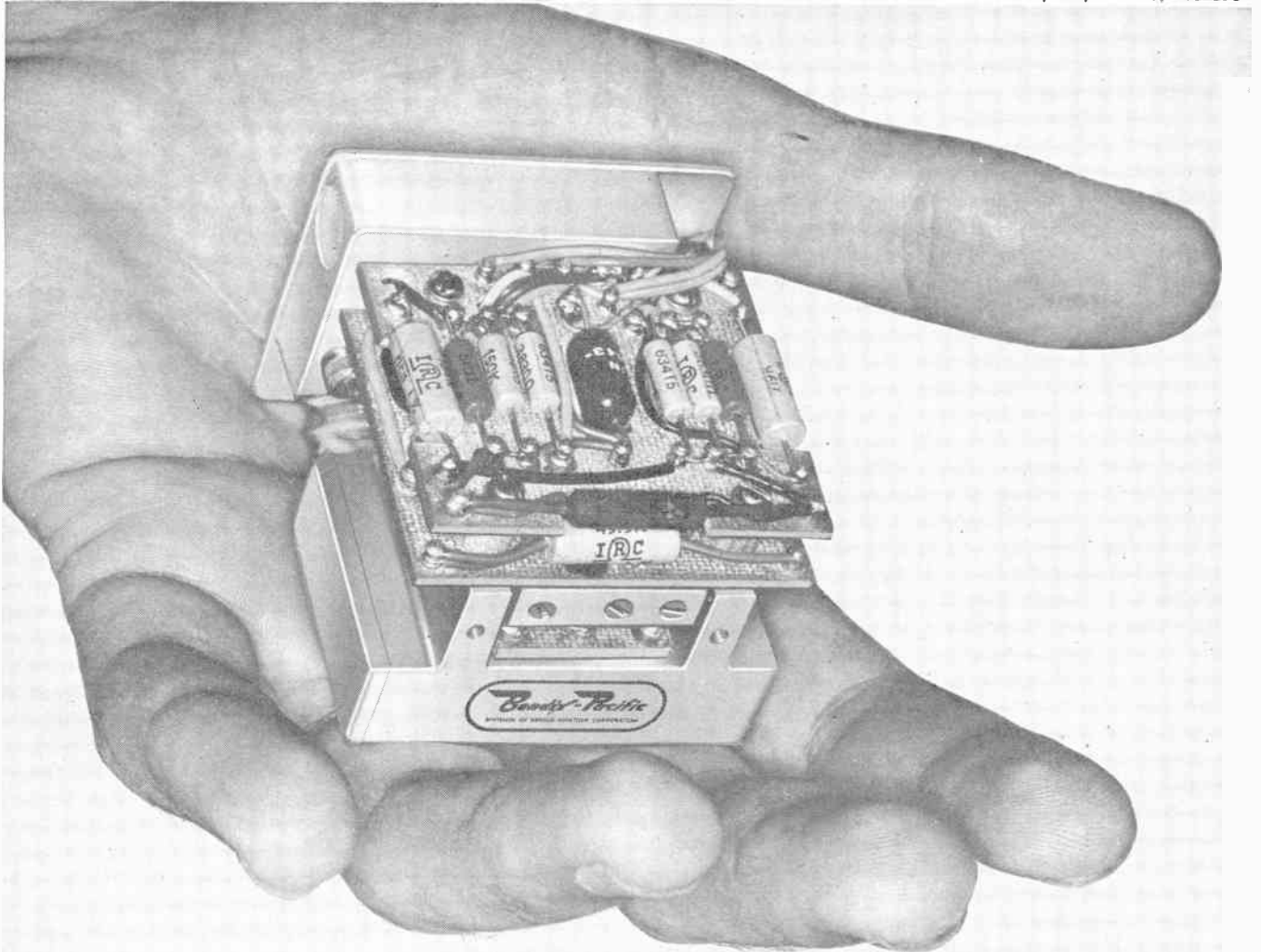
Small-World Resistors with out-of-this-world Reliability

Miniaturization is a severe test of performance, for reliability tends to shrink faster than size. Here, where critical equipment had to be made smaller, yet more reliable, Bendix-Pacific pinned performance to the reliability of IRC precision film resistors.

IRC Molded Metal Film Resistors combine excellent stability on load with a low, controlled temperature coefficient that is far superior to other precision film resistors. They exceed requirements for extremely close design tolerances and have excellent high frequency characteristics. Where these superior characteristics are not required, IRC Molded Deposited Carbon Resistors offer excellent all-around performance and economy. Both types available in $\frac{1}{8}$, $\frac{1}{4}$, $\frac{1}{2}$, 1 and 2 watt sizes . . . and exceed MIL-R-10509B specifications. For design data, write for Bulletins B-3 and B-9.



INTERNATIONAL RESISTANCE CO. • Dept. 378 401 N. Broad St., Phila. 8, Pa. In Canada: International Resistance Co., Ltd., Toronto, Licensee

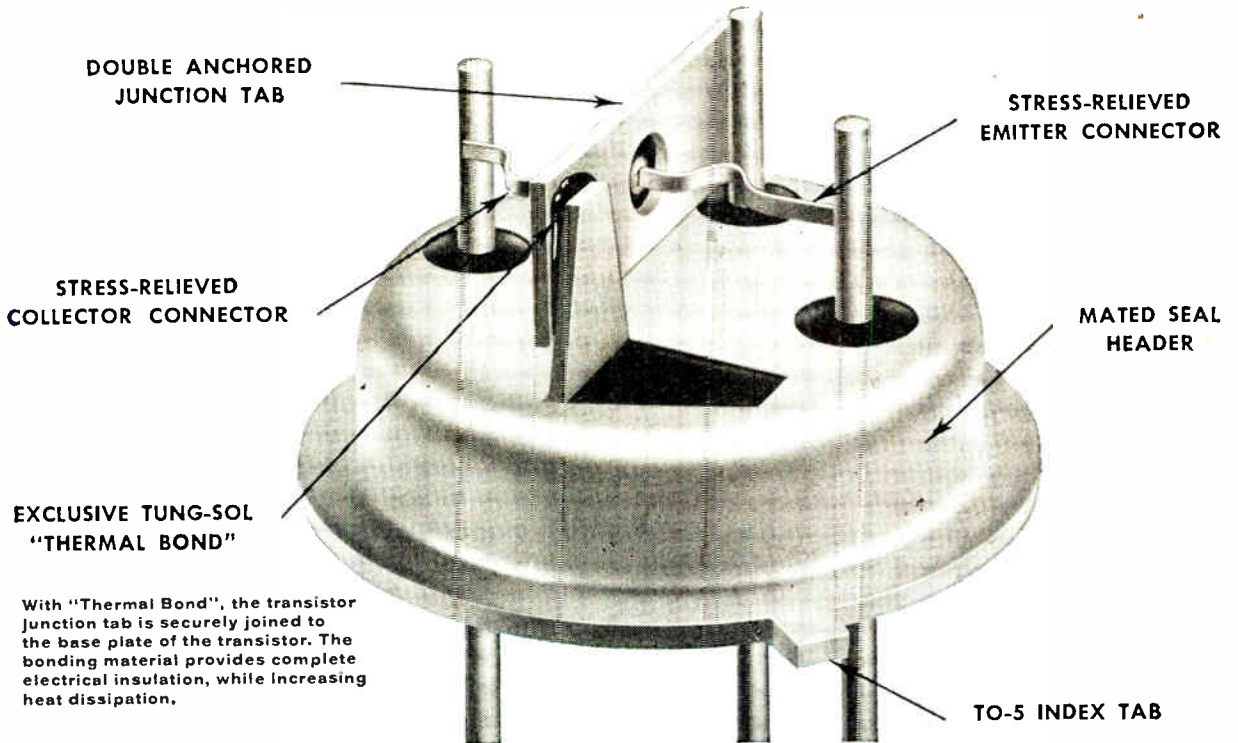


New Subcarrier Oscillator typical of integrated reliability and miniaturization achieved in telemetry equipment by Bendix-Pacific Division of Bendix Aviation Corp., North Hollywood, Cal.

"THERMAL BOND"

EXCLUSIVE TUNG-SOL CONSTRUCTION

MEANS NEW STANDARDS OF TRANSISTOR PERFORMANCE IN COMPUTER APPLICATIONS



With "Thermal Bond", the transistor junction tab is securely joined to the base plate of the transistor. The bonding material provides complete electrical insulation, while increasing heat dissipation.

From Tung-Sol, originator of the Cold Weld Seal, comes a new design approach to greater mechanical reliability in computer switch transistors.

2N1313 (TS1000) is a PNP germanium alloy junction transistor which is designed for use in high current, high speed switching applications. This new transistor provides an ideal balance of the most wanted characteristics as revealed by survey of computer designers.

1. Withstands 20,000 G centrifuge.
2. Exceeds all MIL environmental specs—shock—vibration—salt spray—centrifuge—moisture resistance, etc.
3. Excellent current gain linearity (low beta fall-off).
4. Thermal resistance derating is lowest for electrically insulated devices (.350° C/mW, typical).
5. Sensibly priced.

Immediate availability

Certainly, more information is available. Write: Tung-Sol Electric Inc., Newark 4, New Jersey



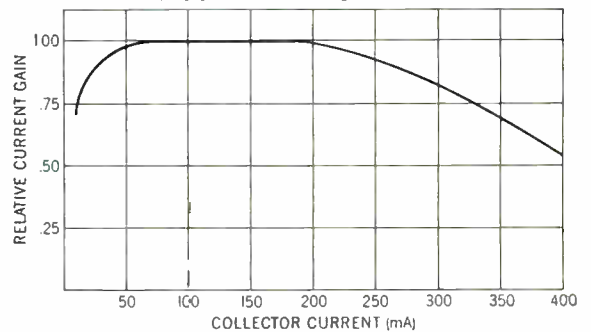
MAXIMUM RATINGS

BVCBO	—30V
BVEBO	—20V
BVCEX (V _{BE} =0.1V)	—20V
BVCEO	—12V
I _C (continuous)	400mA
I _C (peak)	1.0 A
T _j	—65°c to +85°c
P _C	175mW

TYPICAL CHARACTERISTICS (25°C)

f _{αb}	12 Mc
C _{ob}	12 μmf
hFE (I _B =1mA)	60
hFE (I _C =400mA)	40
(t _r +t _d) (rise plus delay)	0.45 μsec
t _s (storage)	0.30 μsec
t _f (fall)	0.20 μsec
Thermal Resistance	0.350° C/mW
I _{CBO} @ —12V	
25°c	2.5 μA
65°c	25 μA

2N1313 BETA FALL-OFF CHARACTERISTIC



ts TUNG-SOL®



Proven in flight...


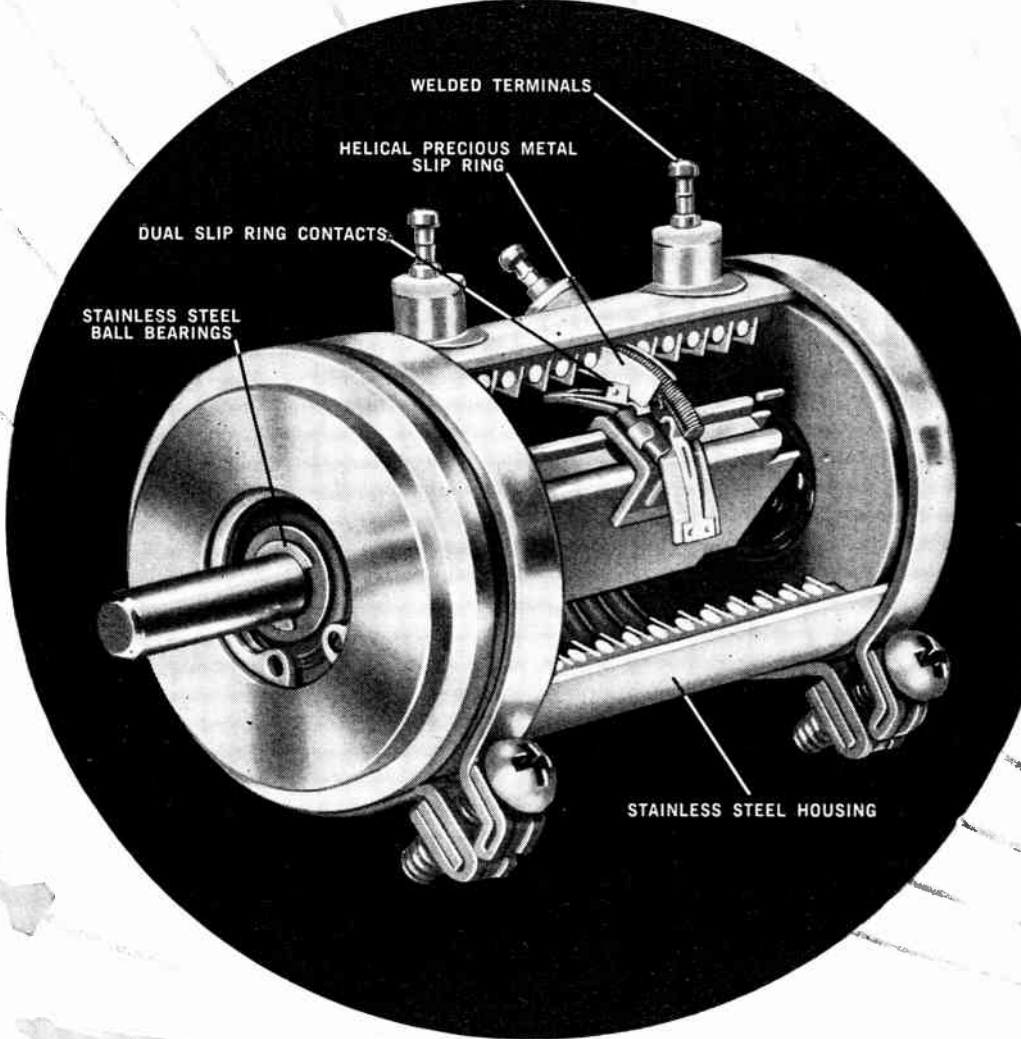
FAIRCHILD PRECISION

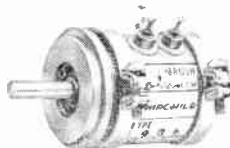
**FAIRCHILD TYPE 909
MULTI-TURN HAS
ALL-METAL**

- STOPS • SLIDER
- ROTOR • HOUSING

There are no phenolic, plastic or other non-metallic materials in the type 909's mechanical components. This rugged, precision 7/8" diameter 10-turn potentiometer offers the utmost in reliability and performance.


The design can be built with linear as well as non-linear functions. It has low noise, good shock and vibration characteristics and excellent linearity ($\pm 0.5\%$ to $\pm .05\%$). Temperature range is -55°C to $+90^{\circ}\text{C}$ standard and to $+150^{\circ}\text{C}$ in high temp version. Several units can be ganged on a common shaft in from 3 to 20 turn configurations.






3-TURN High Reliability POTENTIOMETERS

This 7/8" dia. type 906 is one of three sizes offered by Fairchild. All feature exclusive long-life wiper guide mechanism.




10-TURN High Reliability POTENTIOMETERS

Available in 7/8" to 1 1/4" dia. and in 3 different designs to suit your needs. The 1" dia. type 920 shown above takes 30 G's at 2000 cps.



SINGLE-TURN LINEAR AND NON-LINEARS

Type 751 7/8" dia. is one of 28 different types available in sizes up to 5". Functional accuracy over life is guaranteed — Fairchild's "Safety Factor" for reliability.



SINE-COSINE POTENTIOMETERS

Sizes 1 1/8" to 5" dia. Built with Fairchild High Reliability resistance elements featuring top-wiped, shaped card windings which provide higher resolution and conformity regardless of position.




LINEAR MOTION POTENTIOMETERS

The flexibility of the type 910 design permits 1 or 2 resistance elements, and various stroke lengths. MIL-E-5272A environments are exceeded for the Fairchild Reliability "Safety Factor".



MINIATURE TRIMMING POTENTIOMETERS

3/8" dia. type 926 and 1/2" dia. type 927 exceeds MIL Std. 202A, rated 150° C. Metal case and precious metal contacts are Fairchild's reliability "Safety Factor".



SINGLE-TURN METAL FILMPOTS

Precious NOBL-OHM metal film resistance element offers infinite resolution, temperature operation to +225° C and low quadrature voltage.



FILMPOT 28-TURN TRIMMERS

For rugged environments and temperatures when infinite resolution and unsurpassed reliability is required. Available from stock.

POTENTIOMETERS

Having missiles fire as predicted is becoming more and more vital to the defense program. The reflection of this is the increased importance of the Reliability factor, or in a phrase the "Predictable Excellence", of components.

In the future less business will go to the unproven though low priced producer. Management has learned that the lowest initial cost does not always result in the lowest end cost.

Fairchild's precision potentiometers are *proven performers*. They are flying with *predicted excellence* in the nation's most important missiles and aircraft, some of which are illustrated above. They have a reputation for sustained high accuracy, lowest noise level and long life. As a result, Fairchild Reliability is fast becoming an industry standard.

For example, Fairchild High Reliability pots contain only high temp stabilized materials, welded terminations, and precious metal contacts. They are built to close dimensional and design control. And they are subjected to a continuing inspection and quality control program which includes torture testing 1 out of every 100 production units.

For more information write Dept. 26-E.



FAIRCHILD

CONTROLS CORPORATION

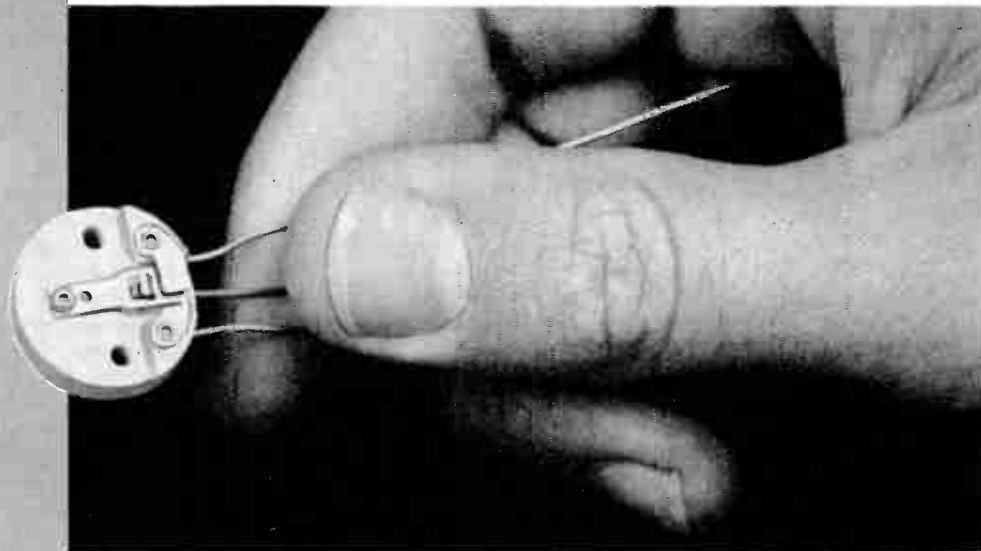
COMPONENTS DIVISION
225 Park Avenue : 6111 E. Washington Blvd.
Hicksville, L. I., N. Y. : Los Angeles, Cal.

GYROS
PRESSURE
TRANSDUCERS
POTENTIOMETERS
ACCELEROMETERS

A Subsidiary of Fairchild Camera and Instrument Corporation

SUPRAMICA® 560 ceramoplastic

the world's most nearly perfect
precision-molded electronic insulation



gives this **MICRO SWITCH** assembly
A DIVISION OF MINNEAPOLIS-HONEYWELL
total dimensional stability!

This subminiature assembly—no bigger than your thumbnail—is a high-temperature switch, precision-made for the MICRO SWITCH Division of Minneapolis-Honeywell, and designed for use in missiles, aircraft and other electronic “hot spots.” Precision-molded of SUPRAMICA 560 ceramoplastic, the switch base has *total dimensional stability* at temperatures up to +750°F in this application, and up to +932°F in many others. It has also been used in extreme *low* temperature applications as found in missile launching environments.

Reports MICRO SWITCH: “*Selection was founded on the characteristics of SUPRAMICA’S moldability, and dimensional stability and control. These are of utmost importance in the production and application of the 6SM switch.*”

“*It allows us to mold terminal inserts into the switch base, parallels the expansion characteristics of the stainless steel terminal inserts, and eliminates dimensional variations during a production run. This promotes extended switch life and helps MICRO SWITCH maintain the quality and reliability for which our products are known.*”

SUPRAMICA 560 is one of a unique family of precision-molded and machinable ceramoplastics and glass-bonded mica insulation materials. Whatever insulation characteristics you require, there is a Mycalex Corporation of America material to meet your need—for example, SUPRAMICA 620 machinable ceramoplastic offers a maximum operating temperature of +1550°F. Write today for specific information.

General Offices and Plant: 120-F Clifton Blvd., Clifton, N. J.
Executive Offices: 30 Rockefeller Plaza, New York 20, N. Y.

WORLD'S LARGEST MANUFACTURER OF GLASS-BONDED MICA AND CERAMOPLASTIC PRODUCTS
SEE OUR NEWEST PRODUCTS BOOTH 1003-1005 WESCON '59



SEE US AT WESCON
BOOTHS 2810 - 2812



NEW PANEL MOUNT TRIMPOT®

Now, Bourns combines the convenience of a panel mount potentiometer with all the advantages of a rectangular unit—**Small Size**: requires 1/12 sq. in. or less of panel area—**Setting Stability**: self-locking shaft with no cumbersome locknuts—**Adjustment Accuracy**: multi-turn shaft provides up to 9000° rotation.

All of the many Trimpot models are now available with the panel mount feature as a result of a unique design that permits quick attachment of a panel mounting assembly to standard "on-the-shelf" potentiometers. Rugged stainless steel construction assures compliance to Mil-Specs for vibration, shock, salt spray, etc. Screw-driver adjustment is easily made from the front of the panel...recessed head prevents accidental changes of setting...silicon rubber O-ring and Teflon washer provide moisture barrier from outside elements.

Specify the panel mount Trimpot. Get reliability backed by years of engineering, manufacturing and field experience. Write for complete data and list of stocking distributors.



CHASSIS MOUNTING, PRINTED CIRCUIT OR PANEL MOUNTING—whatever your need, Bourns has a military or commercial potentiometer to meet your exact requirements. Choice of terminal types...resistances from 10 ohms to 1 Meg.

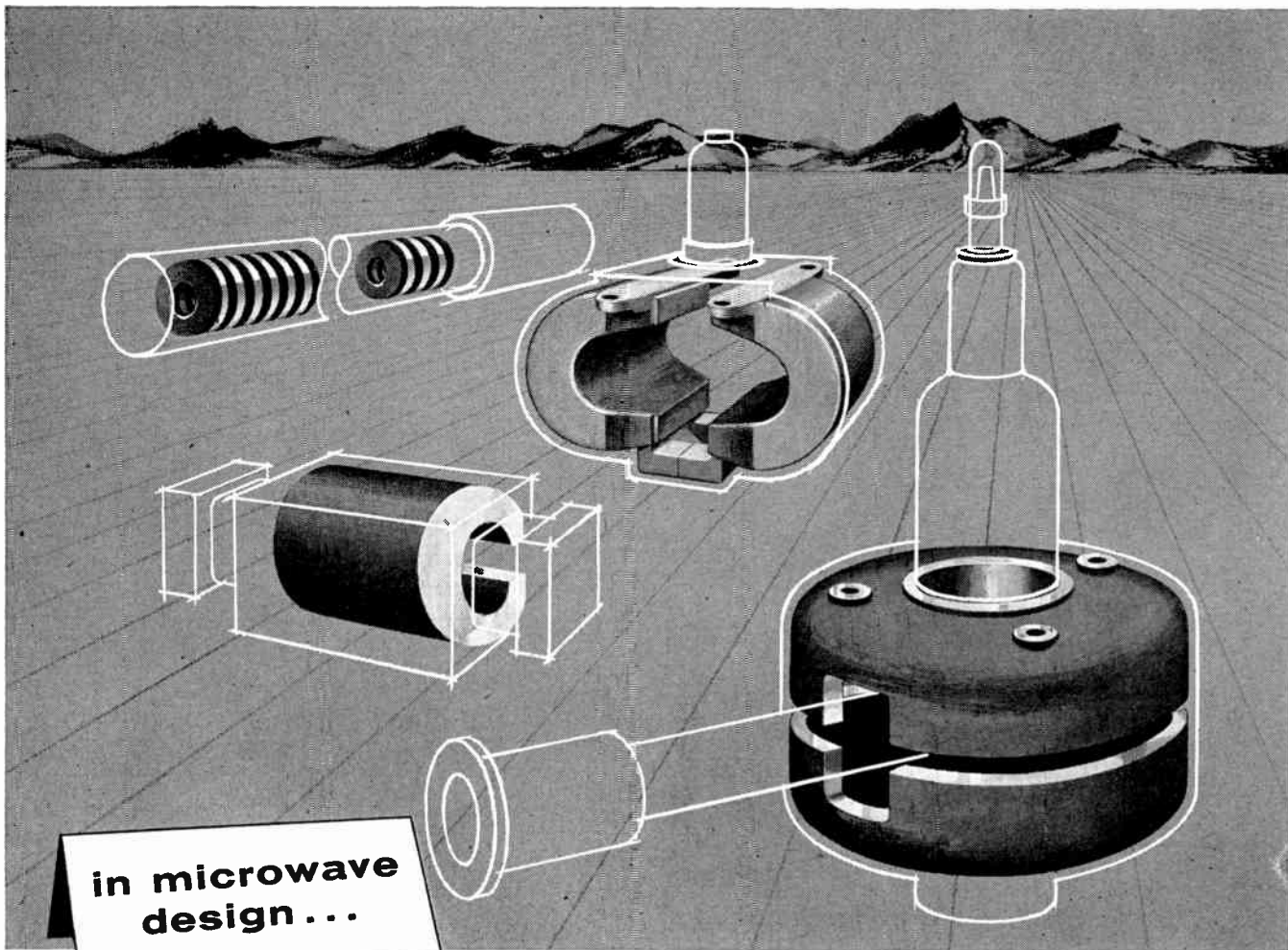
BOURNS, Inc.

P.O. Box 2112K, Riverside, California

Plants: Riverside, California
and Ames, Iowa

In Canada: Douglas Randall (Canada), Ltd., licensee

Exclusive manufacturers of Trimpot®, Trimit®. Pioneers in potentiometer transducers for position, pressure and acceleration.



Put **PERMANENT MAGNET SPECIALISTS** on your development team

Application of permanent magnets in microwave devices has resulted in vastly improved performance, lower costs and greater stability. Since the early days of micro-wave research, The Indiana Steel Products Company magnet design engineers have worked closely with leading manufacturers, providing expert help in developing special-purpose permanent magnet assemblies for such applications as radar magnetrons, backward wave oscillators, pm-focus traveling wave tubes and load isolators.

A discussion with permanent magnet specialists at The Indiana Steel Products Company may be just the stimulus your new design efforts need — or perhaps you'll find a way to improve your present products. In any case, you can be sure of this — *nobody knows permanent magnets like Indiana*. And, because Indiana produces *all* permanent magnet materials, Indiana design engineers are well qualified to recommend the *one* best material for your design. Why not call in an Indiana man today?

THE INDIANA STEEL PRODUCTS COMPANY
VALPARAISO, INDIANA

**WORLD'S LARGEST MANUFACTURER
OF PERMANENT MAGNETS**

**INDIANA
PERMANENT
MAGNETS**

FREE DESIGN MANUAL

Write **TODAY** for important free, new catalog for micro-wave design engineers — "Alnico Load Isolator Magnets," which describes shapes and sizes, magnetic properties and performance characteristics of this complete line of Indiana permanent magnets. Ask for Catalog No. 20N-3.

IN CANADA: The Indiana Steel Products Company of Canada Limited, Kitchener, Ontario

STABLE
VOLTAGE
FOR LIFE...



NEW ULTRA-STABLE ZENER DIODES

SPECIFICATIONS

Type	Voltage Range at $I_z = 7.5$ ma at 25°C (Volts)		Temp. Coeff. cent ² (-55°C to +100°C) at $I_z = 7.5$ ma (%/°C)	Maximum Dynamic ³ Resistance at 25°C at $I_z = 7.5$ ma (ohms)	RATINGS	
	Min.	Max.			Operating and Storage Temperature Range (°C)	Max. Operating Temp. at $I_z = 7.5$ ma (°C)
1N821	5.9	6.5	± .01	15	-65 to +150	+125
1N822 ¹	± 5.9	± 6.5	± .01	15	-65 to +150	+125
1N823	5.9	6.5	± .005	15	-65 to +150	+125
1N824 ¹	± 5.9	± 6.5	± .005	15	-65 to +150	+125
1N825	5.9	6.5	± .005	15	-65 to +150	+125
1N827	5.9	6.5	± .001	15	-65 to +150	+125

¹Double anode types.

²Determined by measuring a change of voltage from -55°C to +100°C and a change of voltage from +25°C to 100°C.

³The Dynamic Resistance is measured by superimposing a small A.C. signal upon the test D.C. Current. (I_{ac} RMS ≤ 1/10 I_{dc} Test)

1N822 and 1N824 types meet all specifications, including temperature coefficient, in both directions.

This new line of subminiature silicon voltage references features a combined lower dynamic resistance and voltage stability exceeding that of *any* standard cell.

Manufactured by diffusion, these devices offer temperature coefficients as low as 0.001%/°C. Unique single piece construction enables the reference to maintain excellent voltage stability when subjected to severe thermal shocks. Axial lead design and hermetically sealed glass encapsulation insure a rugged unit capable of providing long term reliability over wide ranges of environmental conditions.

These new subminiature references are also available in double anode types for symmetrical clipping applications.

Send for bulletin TE-1352.

Select from the nation's broadest line of regulators and references, including these types:	Rating	Type Number
	250 MW	SV5 - SV24
	250 MW	1N708 - 1N745
	400 MW	1N746 - 1N759
	750 MW	SV804 - SV824
	1 WATT 10 WATT	1N1765 - 1N1802 SV904 - SV924

Contact your nearest authorized Transistron industrial distributor for in-stock quantities 1-999.

Transistron



electronic corporation • wakefield, massachusetts

"Leadership in Semiconductors"

VISIT OUR WESCON BOOTHS 3002-3004

See us at WESCON—Booths 1715-1717

Available now from Dymec! A complete array of versatile

“BUILDING-BLOCK” INSTRUMENTS FOR DIGITAL DATA SYSTEMS

Here is a practical approach that gives you, at no sacrifice in quality, a custom digital system at uniquely low cost.

The Dymec instruments shown here are specialized. Yet they are compatible, permitting a fully integrated system. Many can be used directly with printers, card punches, tape perforators and standard input/output equipment of other manufacturers. Dymec instruments are quantity-produced for obvious economies to you. Yet they are of finest quality, meeting the most rigid laboratory standards.

Many different systems can be assembled from these and other standard Dymec instruments. Dymec offers the instruments separately, as sub-systems, or as completely engineered, ready-to-use systems.


For specific information, call the Dymec engineering representative listed below, or write direct.

For further information on Dymec instruments or systems, contact:

ALABAMA: Huntsville, Bivins & Caldwell, Inc. Jefferson 2-5733 (Direct line to Atlanta). **ARIZONA:** Phoenix, Neely Enterprises, 641 East Missouri, CRestwood 4-5431. Tucson, Neely Enterprises, 232 So. Tucson Blvd., MAIN 3-2564. **CALIFORNIA:** North Hollywood (Los Angeles area.) Neely Enterprises, 3939 Lankershim Blvd., TRIangle 7-0721. Sacramento 14, Neely Enterprises, 1317 - 15th Street, GIlbert 2-8901. San Carlos (San Francisco area), Neely Enterprises, 501 Laurel Street, LYtell 1-2626. San Diego 6, Neely Enterprises, 1055 Shafter Street, ACademy 3-8106. **CONNECTICUT:** Bridgeport 8, Yewell Associates, Inc., 1101 East Main Street,

FORest 6-3456. **COLORADO:** Denver 10, Lahana & Company, 1886 South Broadway, PEarl 3-3791. **FLORIDA:** Fort Myers, Lynch-Stiles, Inc., 35 W. North Shore Avenue, WYandotte 5-2151. **GEORGIA:** Atlanta 5, Bivins & Caldwell, Inc., 3133 Maple Drive, N.E., CEdar 3-7522. **ILLINOIS:** Chicago 45, Crossley Associates, Inc., 2711 W. Howard Street, SHell Drake 3-8500. **INDIANA:** Indianapolis 20, Crossley Associates, Inc., 5420 N. College Avenue, CLifford 1-9255. **MASSACHUSETTS:** Burlington, Yewell Associates, Inc., Middlesex Turnpike, BRowning 2-9000. **MARYLAND:** Baltimore 15, Horman Associates, Inc., 3006 West Cold Spring Lane, MOhawk 4-8345.

Rockville, Horman Associates, Inc., 941 Rollins Avenue, HAZelwood 7-7560. **MICHIGAN:** Detroit 35, S. Sterling Company, 15310 West McNichols Road, BRoadway 3-2900. **MINNESOTA:** St. Paul 14, Crossley Associates, Inc., 842 Raymond Avenue, MIdway 6-7881. **MISSOURI:** St. Louis 17, Harris-Hanson Company, 2814 South Brentwood Blvd., MIssion 7-4350. **Kansas City 30,** Harris-Hanson Company, 7916 Paseo Avenue, HIl land 4-9494. **NEW JERSEY:** Asbury Park, I. E. Robinson Company, 905 Main Street, KElllogg 1-3150. **Englewood,** RMC Associates, 391 Grand Avenue, LOwell 7-3933. **NEW MEXICO,** Albuquerque, Neely Enterprises, 107



DY-2500 COMPUTING DIGITAL INDICATOR, variable gate time electronic counter permitting normalized direct reading with minimum controls, automatic setability. Measures frequency, period. Displays degrees/hr, gpm, RPM, etc.; also shows ratios of unlike variables. \$1,330. One line readout, \$1,505.



DY-2507 DUAL PRESET COUNTER, multi-purpose precision counter producing an output signal when either of two preset numbers is reached. Instrument is ideal for industrial control, sorting, packing, Go/No Go testing, control of coil winding, machine limits. \$700 to \$895.



DY-2542 TAPE PUNCH SETS record data from electronic counters on punched tape. High speed—recording rate 60 characters/second. Standard model: 5-level output code, 11 character format. Available with internal tape punch (\$4480) or for use with external punch (\$3240). For lower rates (20 characters/second) DY-2540 Scanner/Coupler, transfers counter data to serial entry machines. DY-2540, \$890.



DY-2210 VOLTAGE TO FREQUENCY CONVERTER AND INTEGRATOR provides precision dc voltage measurements and integration with electronic counters. Multiple input ranges, either polarity. Input 0 to 1 v produces 0 to 10,000 cps output. \$650. AC and remote models available.



DY-2504A PHOTOELECTRIC TACHOMETER measures shaft speeds, revolutions, position from 0 to 10,000 RPM. Six models, offering 60, 100, 120, 180, 200 or 360 pulses/revolution. High resolution, low torque. \$250.




DY-2512 CARD PUNCH COUPLER permits direct entry of counter information onto punched cards, eliminating manual key punch. Operates unattended. Readily connects Dymec or -hp counters to IBM 523 Summary Card Punch. \$1,890.



DY-2508 DIGITAL CLOCK continuously displays and provides parallel, multiple-contact closure, representing time-of-day in hours, minutes, seconds. 1-, 4- or 10-line code output. Inherent short time storage permits independent clock and recorder operation. \$1,350 plus code wiring.



DY-2538 PROGRAMMED DIGITAL COMPARATOR. Unique, error-free comparison circuit, no drift or calibration; visual and electrical output; use with Go No Go systems. Preset high and low tolerance limits selected electrically. Also manual-selection models. \$950.



DY-2513 COUNTER SCANNER. Gathers multiple electronic counter data for printing on a single digital recorder. Simplifies simultaneous data measurements. For all Dymec or -hp counters. \$1,750.



DY-2530 BINARY/DECIMAL REGISTER. Universal output coupler connecting electronic counters to digital displays, comparators, printers, computers. Stores parallel binary-coded-decimal information in multi-contact relays. 10 models, dual or single output, 3 to 7 registers. \$565 to \$1,230.



DY-2533 DIGITAL DISPLAYS. Luminous, one-line indicator panels visually presenting multi-digit numeric data. Clear, high contrast, easy-to-read numerals. Five models, 3 to 7 digits. \$140 to \$300.



Electronic Instrumentation Systems

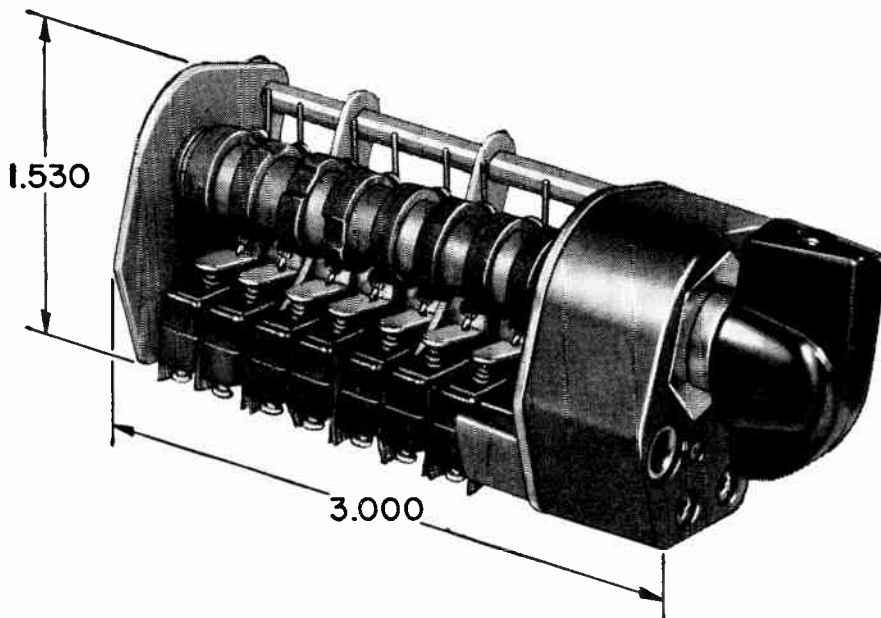
Dept. E8, 395 Page Mill Road
Palo Alto, California
DAvenport 6-1755

Data subject to change without notice. Prices f.o.b. factory.

Washington St. S.E., ALpine 5-5586. Las Cruces, Neely Enterprises. 126 S. Water Street, JACKSON 6-2486. NEW YORK: New York 21, RMC Associates. 236 East 75th Street, TRafalgar 9-2023. Poughkeepsie Yewell Associates, Inc., 806 Main Street. GROver 1-3456. Rochester 10, Edw. A. Ossmann & Associates, 830 Linden Avenue, LUdlow 6-4940. Syracuse, Edw. A. Ossmann & Associates, 2363 James Avenue, HEMpstead 7-8446. Vestal. Edw. A. Ossmann & Associates, Box 392, ENdcott 5-0236. NORTH CAROLINA: High Point, Bivins & Caldwell, Inc., P. O. Box 5187, High Point 2-6873. OHIO: Cleveland 24, S. Sterling Company, 5827 Mayfield Road, Hill-


crest 2-8080. Dayton 19, Crossley Associates, Inc., 2801 Far Hills Avenue, AXminster 9-3594. OREGON: Portland 9, ARVA, 1238 N.W. Glisan St., CAPitol 2-7337. PENNSYLVANIA: Upper Darby (Philadelphia area), I. E. Robinson Company, 7404 West Chester Pike. SHERwood 8-1294. Camp Hill, I. E. Robinson Company, 2120 Market Street, REgent 7-6791. Pittsburgh 27, S. Sterling Company, 4024 Clairton Blvd., TUxedo 4-5515. TEXAS: Dallas 9, Earl Lipscomb Associates, P. O. Box 7084, FLEetwood 7-1881 and EDison 2-6667. Houston 5, Earl Lipscomb Associates, P. O. Box 6646, MOhawk 7-2407. UTAH: Salt Lake City, Lahana & Co., ZENith

123 (Direct line to Denver). WASHINGTON: Seattle 9, ARVA, 1320 Prospect Street, MAIn 2-0177. WASHINGTON, D.C., AREA: Rockville, Maryland, Horman Associates, Inc., 941 Rollins Avenue, HAZelwood 7-7560. CANADA: Vancouver, British Columbia, Atlas Instrument Corp., Ltd., 106-525 Seymour Street, MUtual 3-5848. Winnipeg, Manitoba, Atlas Instrument Corp., Ltd., 72 Princess Street, WHitehall 3-8707. Toronto 19, Ontario, Atlas Instrument Corp., Ltd., 50 Winfold Avenue, RUssell 1-6174. MONTREAL, Quebec, Atlas Instrument Corp., Ltd., 3333 Cavendish Blvd., HUNter 9-8495 and 8496.

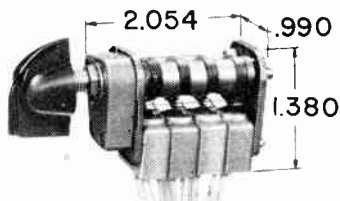


New rotary selector switch assemblies feature "cock-and-fire" actuation


OTHER ROTARY ASSEMBLIES



"20AS" series double-row "V3" assembly (Knob not furnished)



"25AS" series sealed subminiature assembly (Knob not furnished)



"7AS" series single-row "V3" assembly (Knob not furnished)

The new "28AS" Series of rotary selector switch assemblies have a "cock-and-fire" actuating mechanism that moves positively from one position to another, imparts a good feel of the detent action and provides immediate indication of each position. Aircraft engineers have found these switches ideal for mounting in close-coupled designs. Features include:

Reliable Operation

Individual actuating levers pivot on a common rod, insuring maintained adjustment. The levers are operated by precision cams which are rigidly mounted on the actuator shaft. A seal ring on the shaft keeps out moisture. Panel seals are optional.

"Non-Tease" Circuitry

The actuating mechanism moves positively from one position to another. There is no possibility of circuit "tease" or actuator "hang-up" between the 90° detents.

Variety of Sequences

Up to seven basic switches and two or three actuator positions may be provided. Innumerable sequences can be factory-adjusted to fit specific circuit requirements.

Send for Data Sheet 162

For information of the "28AS" Series or other versatile MICRO SWITCH rotary switches, consult experienced engineers at your nearby branch—or write to:

MICRO SWITCH . . . FREEPORT, ILLINOIS

A division of Honeywell

In Canada: Honeywell Controls Limited, Toronto 17, Ontario



Honeywell

MICRO SWITCH Precision Switches



Mission accomplished...

Because the nation's very existence may depend upon the reliability of our interceptor missiles, it is imperative that each and every component and equipment be tested thoroughly, accurately and dependably.

The reliability of the microwave components and equipment used in the

Air Force's BOMARC Missile Ground Support System is safeguarded by production and field tests using LFE ultra-stable microwave oscillators and LFE microwave stability testers . . . instruments created and manufactured by LFE because the need for exceptionally high reliability existed. This is but one of many creative contributions to the nation's defense resulting from LFE *Leadership from Experience*.


Leadership from Experience

LABORATORY FOR ELECTRONICS, INC. 1079 COMMONWEALTH AVENUE • BOSTON

ENGINEERS: LFE offers outstanding employment opportunities in Navigation, Radar and Surveillance, and Computer Systems and Components.

See our display at
WESCON—Booths 2814-2816





MARTIN
ORLANDO
MISSILE PROJECTS USE JERROLD 900A

the industry's most versatile
SWEEP GENERATOR

Helps Martin Orlando develop guidance systems for such missiles as the Army's Lacrosse and the Navy's Bullpup. This one instrument covers all needs from 1/2 MC to 1200 MCS, for IF's, radar, video, telemetering and communications!



Specifications: In two ranges—0.5 MC to 400 MC and 275 MC to 1200 MC—with center at any frequency from 500 KC to 1000 MC and with sweep widths as broad as 400 MC and as narrow as 100 KC. The RF output—is flat within ± 0.5 db at full sweep width up to 800 MCS and ± 1.5 db from 800 MCS to 1200 MCS. When using sweep widths as narrow as 20 MCS flatness is approximately ± 0.15 db.

\$1260.00

Write today for on the spot demonstration of Jerrold 900A!



ELECTRONICS CORPORATION
Industrial Products Division





***HIGH OUTPUT!**
.25 volt RMS on VHF— .5 volt RMS on UHF!

***WIDE SWEEP WIDTHS!**
VHF—100 KC to 400 MCS.
UHF—100 KC to 40% or more of C.F.

***FLAT OUTPUT!**
Flat to ± 0.5 db on widest sweep width!

Dept. TED 42, The Jerrold Building, Philadelphia 32, Pa.
Jerrold Electronics (Canada) Limited • Export Representative: Rocke International, New York 16, N.Y.
Visit Jerrold Booths #3831-3833




WHAT YOU SHOULD KNOW ABOUT ULTRASONIC EQUIPMENT

The "miracle" of ultrasonic energy is based on definite scientific and engineering principles that govern its application to your needs. The efficiency of your ultrasonic equipment depends on its **Quality**. Whether you use ultrasonic equipment for more thorough cleaning of electronic components and intricate instruments—or whether you control the level of fuel by the highly accurate ultrasonic method—the vital factor is **Quality**. The result you get from the equipment you use is no better than its **Quality**.

Acoustica is the world's foremost producer of quality ultrasonic equipment. Acoustica research and

Acoustica facilities are unequalled. Make the most of the great advantages that the ultrasonic method offers by always specifying **Acoustica!** Write for information concerning your ultrasonic needs in cleaners and liquid level switches. Acoustica Associates, Inc., Fairchild Court, Plainview, N.Y. • 10402 Aviation Blvd., Los Angeles, Calif.

See us at our Wescon booth


THE GREATEST NAME IN ULTRASONICS

Deflection \swarrow 1 in./sec

5 in./sec

Mach = 5.0 PLAN no. 58
 $P_0 = 60$ psia

Atten. = 150

TORQUE \swarrow

Atten. = 70

Trace interruption \swarrow

TIME \rightarrow

Trace Interruption \swarrow

60 ~ Time Mark \swarrow

This is a record of leadership

Honeywell 906.1 Visicorder record, actual size. Note longitudinal grid lines and trace identification interruptions.



These studies of aerodynamic damping coefficients on an airframe were made by engineers at ARO, Inc. They were conducted in the Gas Dynamics Facility at the U.S.A.F.'s Arnold Engineering Development Center, Tullahoma, Tennessee, wind tunnel center of the Air Research and Development Command. The studies were directly recorded on a Honeywell 906-A Visicorder.


The problem: To measure damping-in-pitch derivatives for a clipped-delta-wing-body configuration over a Mach number range of 2.0 to 5.0 so that these measurements could be compared with the Mach number trend predicted by theory.

The set-up: A model of the delta-wing body, mounted

on its cross-flexure pivot support, was forced to oscillate through a linkage by an electro-magnetic shaker. Resistance strain gauges were bonded to the input torque member and to one of the pivot supports. These gauges supplied torque and displacement signals through a carrier amplifier to two galvanometers in the Visicorder. An oscillator, driving a third galvanometer, established a time base for the oscillogram.

The values discovered through this forced-oscillation balance system experiment showed some discrepancies from values predicted by theory, because the theory pertained to simpler bodies than that used in the tests. The experiments provided a new set of data which will result in more accurate predictions for future design.

in aerodynamic research



Z. A. Woodard, Jr., ARO, Incorporated, instrument technician, operates the Visicorder in the measurement of aerodynamic damping coefficients.

The Honeywell Visicorder is the pioneer and unquestioned leader in the field of high-frequency, high-sensitivity direct recording oscillography. In research, development and product testing everywhere, instantly-readable Visicorder records are pointing the way to new advances in product design, rocketry, computing, control, nucleonics . . . in any field where high speed variables are under study.

The new Model 906A Visicorder, now available in 8- and 14-channel models, produces longitudinal grid lines simultaneously with the dynamic traces, time lines, and trace identification by means of new accessory units.

To record high frequency variables—and monitor them as they are recorded—use the Visicorder Oscillograph. Call your nearest Minneapolis-Honeywell Industrial Sales Office for a demonstration.

Reference Data: Write for Visicorder Bulletin
*Minneapolis-Honeywell Regulator Co.,
Industrial Products Group, Heiland Division
5200 E. Evans Ave., Denver 22, Colo.*

Honeywell



Industrial Products Group


“Britain calling America ... via the moon”

MAY 14th, 1959.

A new chapter in communications history was opened when scientists from Manchester University at Jodrell Bank transmitted the first messages in morse code and speech to America via the moon.

The transmitting and receiving equipment which successfully sent the messages a distance of half a million miles was designed and manufactured by Pye telecommunications engineers.

Foremost in design and manufacture Pye Telecommunications equipment is today solving communications problems in more than 90 countries throughout the world . . . *tomorrow in space.*



Photograph by courtesy of the Director of the Jodrell Bank Experimental Station

PYE CORPORATION OF AMERICA, 1149 RARITAN AVENUE, HIGHLAND PARK, NEW JERSEY



Uses

**NATVAR
Styroflex[®] Film**

**TO MAINTAIN
Capacity Tolerance
AND
Longtime Stability
IN THEIR
ADJUSTABLE CAPACITORS**



These SFC Polystyrene Capacitors have an accuracy in the order of 0.1% or better and longtime stability in the order of 0.05%. Natvar Styroflex film is used as the dielectric.

SOUTHERN ELECTRONICS CORPORATION, Burbank, California, manufactures precision capacitors for applications where difficult specifications have to be met, such as computer integrators, test equipment, secondary standards and certain weapons programs.

Because polystyrene comes closest to meeting specifications for a perfect dielectric, various polystyrene films were tested. Natvar Styroflex film was selected because of its uniformly excellent pliability, freedom from faults, high shock resistance and excellent dielectric characteristics. Natvar Styroflex film is available in standard thicknesses from .0001" to .006" in widths from 1/2" to approximately 10" or in special put-ups to meet manufacturing requirements.



Natvar Products

- Varnished cambric—sheet and tape
- Varnished canvas and duck—sheet and tape
- Varnished silk and special rayon—sheet and tape
- Varnished papers—rope and kraft—sheet and tape
- Varnished, silicone varnished and silicone rubber coated Fiberglas*—sheet and tape
- Slot cell combinations, Aboglas[®]
- Isoglas[®] sheet and tape
- Isolastane[®] sheet, tape, tubing and sleeving
- Vinyl coated and silicone rubber coated Fiberglas tubing and sleeving
- Extruded vinyl tubing and tape
- Styroflex[®] flexible polystyrene tape
- Extruded identification markers

*T.M. (Reg. U.S. Pat. Off.) OCF Corp.
We will be very happy to supply information on any of our products on request.

NATVAR CORPORATION

FORMERLY THE NATIONAL VARNISHED PRODUCTS CORPORATION

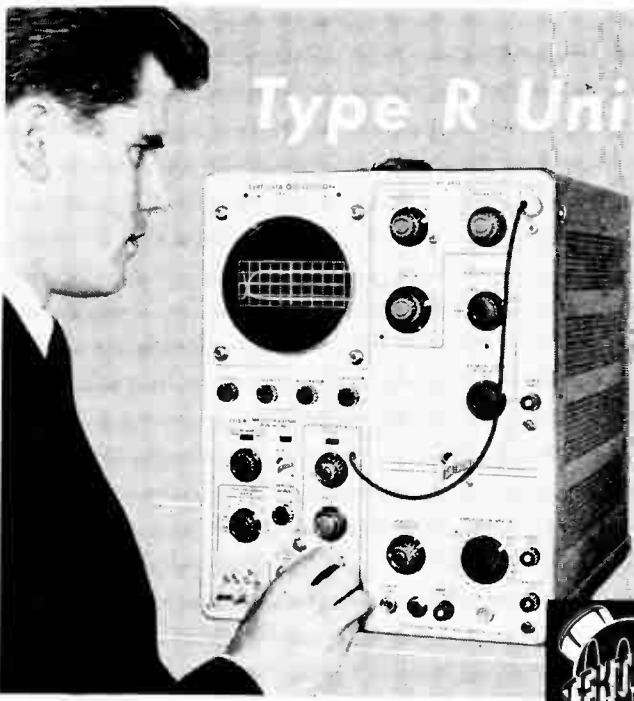
TELEPHONE

ELTON 8-8800

CABLE ADDRESS

NATVAR: RAHWAY, N. J.

201 RANDOLPH AVENUE • WOODBRIDGE, NEW JERSEY



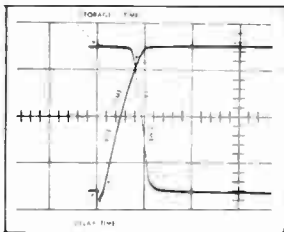
Type R Unit Enables Tektronix Oscilloscopes

*to measure
transistor high-frequency
characteristics by the
pulse-response method*




TYPE R TRANSISTOR-RISETIME PLUG-IN UNIT CHARACTERISTICS

- Collector Supply** 1 to 15 v continuously adjustable, positive or negative. Current capability—400 ma.
- Mercury-Switch Pulse Generator** Risetime less than 5 μ sec, amplitude 0.02 v to 10 v across 50 ohms, positive or negative. Overall risetime with Type 541A: 12 μ sec. Overall risetimes with other Tektronix Oscilloscopes—Types 543, 545A, 555: 12 μ sec—Type 551: 14 μ sec—Types 531A, 533, 535A: 23 μ sec.
- Bias Supply** +0.5 to -0.5 v and +5 v to -5 v, continuously variable.
- Calibrated Vertical Deflection** 0.5, 1, 2, 5, 10, 20, 50, and 100 ma/cm collector current.
- Type R Transistor-Risetime Unit** \$300



The Type R Unit can trigger the Oscilloscope sweep either on the start of the test pulse only, or on both the start and finish to display delay, rise, storage, and fall times simultaneously.



The Type R Transistor-Risetime Unit, when plugged into a Tektronix Oscilloscope, supplies a fast-rising pulse and the required supply and bias voltages for measurement of transistor rise, fall, delay, and storage times. The Type R Unit can be used with all Tektronix Type 530 Series, Type 540 Series, and Type 550 Series Oscilloscopes.

When the Type R Unit is used with the Tektronix Type 541A Oscilloscope, risetime of the combination is 12 μ sec. The Type 541A is a fast-rise general-purpose oscilloscope that adapts to many specialized applications through its plug-in vertical preamplifier feature. Nine plug-in preamplifiers are presently available, others will be announced in the near future.

Please call your Tektronix Field Engineer for complete details. If desired, he can arrange a demonstration in your own application.

TYPE 541A CHARACTERISTICS

- Vertical Response** DC-to-30 MC passband, 12- μ sec risetime, 50-mv/cm deflection factor with Type K Plug-In Preamplifier.
- Signal-Delay** Permits observation of leading edge of signal that triggers the sweep.
- Versatility**—Other Plug-In Preamplifiers available for many specialized applications.
- Sweep Range** 0.1 μ sec/cm to 5 sec/cm in 24 direct-reading steps. 5-x magnifier increases calibrated range to 0.02 μ sec/cm. Continuously adjustable from 0.02 μ sec/cm to 12 sec/cm.
- Triggering** Fully automatic, or amplitude-level selection with preset or manual stability control.
- Accelerating Potential** 10 kv for bright display with fast sweeps and low repetition rates.
- Amplitude Calibrator** 0.2 mv to 100 v in 18 steps. Square wave, frequency approximately 1 kc.
- Regulation** Electronically-regulated power supply.
- Type 541A, without plug-in units** \$1200
- Type K Plug-In Preamplifier** \$135

Prices f.o.b. factory.

ENGINEERS—interested in furthering the advancement of the oscilloscope? We have openings for men with creative ability in circuit and instrument design, cathode-ray tube design, and semiconductor research. Please write Richard Ropiequet, V.P., Eng.

Tektronix, Inc.

P. O. Box 831 • Portland 7, Oregon
Phone CYpress 2-2611 • TWX-PD 311 • Cable: TEKTRONIX

TEKTRONIX FIELD OFFICES: Albertson, L.I., N.Y. • Albuquerque • Atlanta, Ga. • Bronxville, N.Y. • Buffalo • Cleveland • Dallas • Dayton • Elmwood Park, Ill. • Endwell, N.Y. • Houston Lathrup Village, Mich. • East Los Angeles • West Los Angeles • Minneapolis • Mission, Kansas • Newtonville, Mass. • Orlando, Fla. • Palo Alto, Calif. • Philadelphia • Phoenix • San Diego • St. Petersburg, Fla. • Syracuse • Towson, Md. • Union, N.J. • Washington, D.C. • Willowdale, Ont.

TEKTRONIX ENGINEERING REPRESENTATIVES: Hawthorne Electronics, Portland, Oregon; Seattle, Wash.; Hytronic Measurements, Denver, Colo.; Salt Lake City, Utah


Tektronix is represented in 20 overseas countries by qualified engineering organizations.

SEE THIS AND OTHER NEW TEKTRONIX INSTRUMENTS AT WESCON, BOOTHS 1801 AND 1802

LOW LEVEL INPUT AMPLIFICATION

- 1,000,000:1 rejection ratio at 60 cps
- floating input
- isolated output

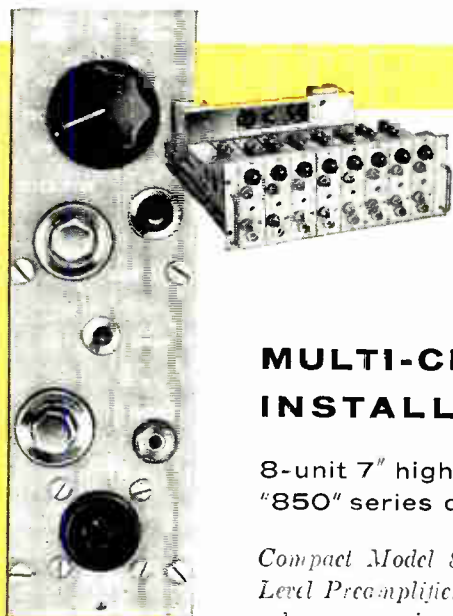
IN 2 NEW SANBORN CHOPPER AMPLIFIERS



INDIVIDUAL SET-UPS

portable, self-contained unit amplifier

The Model 350-1500 Low Level Amplifier provides extremely versatile measurement of low level signals through use of two interchangeable plug-in circuits — one for thermocouple applications, another for DC strain gage work (other plug-ins now in development). Floating input and isolated output make the 350-1500 useful when signal measurements are made in the presence of large ground loop voltages. The 10-1/2" high x 4-3/16" wide 350-1500 may be used individually with its own power supply to drive a scope, meter, optical element, etc. or as a preamplifier in 6- or 8-channel 350 series recording systems.



MULTI-CHANNEL INSTALLATIONS

8-unit 7" high modules for
"850" series direct writers

Compact Model 850-1500A Low Level Preamplifiers are economical, space-saving units for large installations such as aircraft and missile development and test facilities where many recording channels are used to monitor strain gage and thermocouple outputs. Required 440 cps chopper drive voltages can be supplied for up to 16 channels with the Model 850-1900 MOPA.

SPECIFICATIONS

	350-1500	850-1500A
Sensitivity	20 uv input for 1 volt output, or 10 chart div. with Sanborn recorder; X1 to X2000 attenuator	100 uv input for 1 volt output, or 10 chart div. with Sanborn recorder; X1 to X200 attenuator
Input	Floating, can be grounded	
Input Impedance	100,000 ohms	200,000 ohms
Output	Floating or grounded (independent of input)	
Output Impedance	350 ohms	
Output Capabilities	±2.5 volts across 1000 ohm load	
Bandwidth	DC - 100 cps (3db)	
Linearity	±0.1% of full scale	
Common Mode Performance	120 db for 60 cps and 160 db for DC with 5000 ohms unbalance in source	
Noise	2 uv peak-to-peak over a 0 to 100 cps bandwidth	
Drift	±2 uv for 24 hours	
Gain Stability	±0.1% for 24 hours (specifications subject to change without notice)	

Complete specifications and application data are available from Sanborn Sales-Engineering Representatives in principal cities throughout the United States, Canada, and foreign countries.

SANBORN  COMPANY
INDUSTRIAL DIVISION
175 Wyman Street, Waltham 54, Mass.

ELECTRONICS made it possible!



TWA WORLD'S FASTEST AND LARGEST JETLINER **BOEING 707**

Our congratulations to you—the scientific planners, engineers and technicians of the great United States electronics industry! Thanks to your skill, the magnificent **TWA BOEING 707** is the fastest airliner in the world. And now it brings you the wonders of pure-jet freight service... at no increase in rates!

Your consignment travels half a mile every three seconds between major U. S. markets. You can ship bigger, heavier orders. Send more to more customers on a single Jet flight. And the **TWA BOEING 707s** advanced new electronic system assures proper climatic conditions for perishable shipments!

SHIP THE FASTEST WAY... SHIP **TWA** **TRANS WORLD AIRLINES**



semiconductors

**a name you know—
a source for advanced
semiconductor products**

Visit Rheem at Wescon; meantime, be
sure you are on the list to receive
semiconductor information from Rheem.



Rheem Semiconductor Corporation

P. O. BOX No. 816 • DEPT. E8 • MOUNTAIN VIEW, CALIFORNIA
Telephone: YORKSHIRE 8-8391

Please send me Rheem
semiconductor data regularly

Name _____

Company _____

Title _____

Street _____

City _____

5676

DELCO RADIO

NEW POWER TRANSISTORS



MILITARY-COMMERCIAL

	2N1168	2N392	2N1011	2N1159	2N1160
V_{cb} max.	50	60	80	80	80 volts
I_c max.	5	5	5	5	7 amp.
I_{co} (V_{ec} 2 volts) Typical 25°C.	65	65	65	65	65 μ a.
HFE (3 amp.)	—	60-150	30-75	30-75	—
HFE (5 amp.)	—	—	—	—	20-50
AC Power Gain ($I_c = 0.6$ amp.)	37 DB	—	—	—	—
V_{ceo} ($I_c = 1$ amp.)	40 typical	50 typical	60 min.	60 min.	60 volts min.
Thermal Gradient max.	1.5	1.5	1.2	1.2	1.2° c/w

Delco Radio rounds out its power transistor line with this new 5-ampere germanium PNP series. Types 2N1168 and 2N392 are specially designed for low-distortion linear applications, while 2N1159 and 2N1160 are outstanding in reliable switching mode operations.

Type 2N1011 is designed to meet MIL-T-19500/67 (Sig. C). It joins 2N665, MIL-T-19500/68 (Sig. C); 2N297A, MIL-T-19500/36 (Sig. C) and JAN2N174, MIL-T-19500/13A to provide a selection for military uses.

Write today for engineering data on Delco Radio's line of High Power Transistors.

See you at the WESCON Show, Booth No. 114

DELCO RADIO

DIVISION OF GENERAL MOTORS
KOKOMO, INDIANA


BRANCH OFFICES
Newark, New Jersey
1180 Raymond Boulevard
Tel: Mitchell 2-6165

Santa Monica, California
726 Santa Monica Boulevard
Tel: Exbrook 3-1465

1092 SENSITROL®

the versatile relay

LOOK AT THIS RANGE OF APPLICATIONS FOR WESTON'S FULLY-ADJUSTABLE, ULTRA-SENSITIVE RELAY SENSITROL CAN SIMPLIFY YOUR ALARM OR CONTROL PROBLEM!



In breadboard circuits, the 1092 makes it unnecessary to pin-point electrical operating values through elaborate calculations or measurements. A single, movable contact adjuster **1** provides variable and accurately repeatable settings. In production equipment, the 1092 eliminates the need for stocking a variety of relays.

Model 1092's contain built-in reset mechanisms **2** and chatter proof locking magnetic contacts **3**. They can be set to close at any value of D-C from 5 to 50 microamps, or a comparable millivolt span of 10 to 100 . . . and will handle 100 milliamps at 120 volts A-C or D-C.

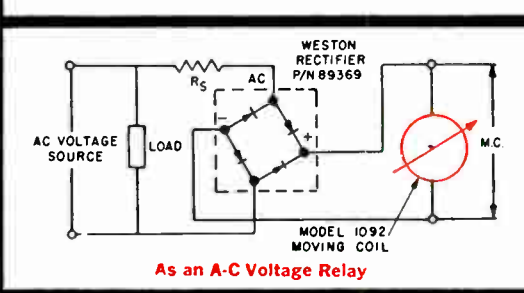
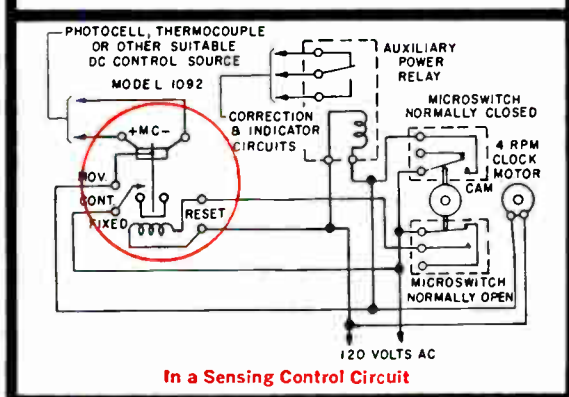
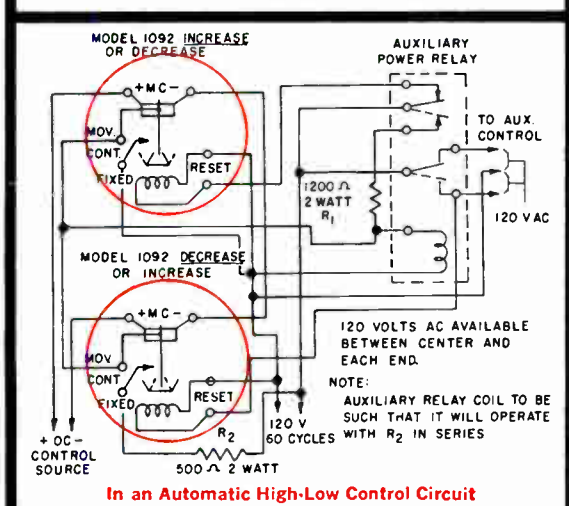
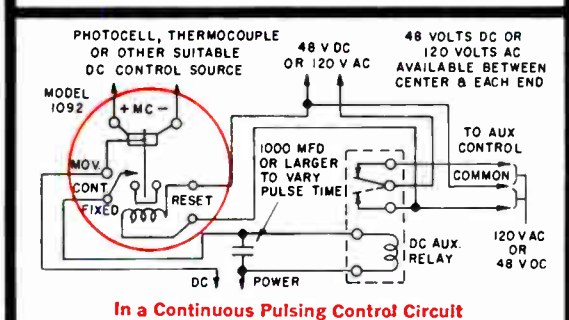
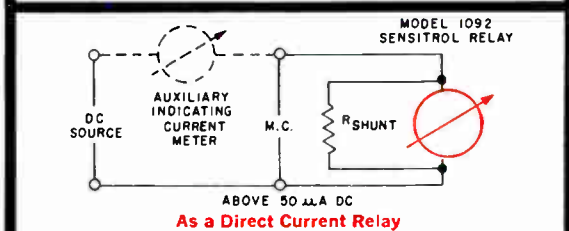
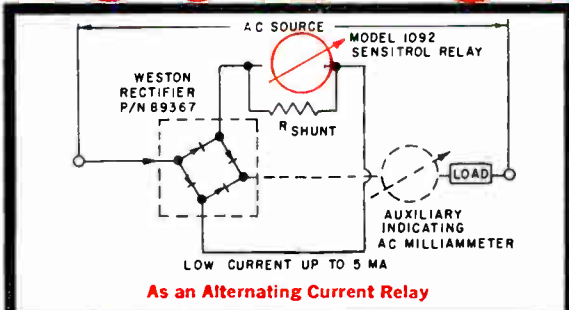
For full information, or for the address of your nearest distributor, contact your local Weston sales office . . . or write to Daystrom-Weston Sales Division, Newark 12, N. J. In Canada: Daystrom Ltd., 840 Caledonia Rd., Toronto 19, Ont. Export: Daystrom Int'l., 100 Empire St., Newark 12, N. J.

WESTON *Relays*

WORLD LEADER IN MEASUREMENT AND CONTROL



Visit us at
Booth 3203
1959 Western
Electronic Show
and Convention
San Francisco
Cow Palace,
August 18-21



Now!



FIRST AGAIN!

MINIATURE MULTI-TURN PRECISION FILM POTS


FEATURING:

- **VIRTUALLY INFINITE RESOLUTION**
Eliminates servo hunting
- **LONG LIFE AT HIGH SPEEDS**
10,000,000 revolutions—500 rpm

EXCLUSIVE FEATURES:

- **NON-LINEAR OUTPUTS**
No Tapping and Shunting
- **DUAL GANG—SINGLE GANG**
SAME CASE SIZE!
SAME STARTING TORQUE!
SAME INERTIA!
- **ONE PIECE THROUGH SHAFT**
Pot fits anywhere in your gear train
- **ONE PIECE, ALL METAL CASE**
Machined-In, Stay-Put Accuracy

MODEL
7810




This miniature multi-turn precision film pot is not just better than wire-wound types—it brings a new dimension of performance and flexibility to your system. With SuperCon Film pots you can forget about the obsolete concepts of wire resolution, clumsy tapping and shunting to produce non-linear outputs, bulkiness in ganging, and loose-wire, glued-assembly construction. The ball-bearing supported, one-piece through shaft permits you to locate your pot anywhere in the gear train, freeing you to select the optimum ratios with the minimum components, to transmit torque through the pot, to miniaturize even more. SuperCon Film pots have the inherent accuracy and reliability to easily meet your requirements.

CIC is the largest manufacturer of Precision Film Potentiometers, having pioneered in their development, with a 10-year record of supply to all branches of the Armed Services and throughout industry. Our staff of technical specialists is ready to assist you with your potentiometer needs.

Write for our catalog.

FIRST IN FILM POTS

92 Madison Avenue, Hempstead, L. I., N. Y.



**SINGLE TURN
POTS**


**SINE-COSINE
POTS**

**LINEAR MOTION
POTS**

**PRESSURE
TRANSDUCERS**

COMMUTATORS

FARADAY the FIELD and FREQUENCY RESONANCE



BURTON BROWNE ADVERTISING

Creative Imagination took Michael Faraday from the experimental discovery of the induction of electricity to the theory of "the field"—foundation of all the new physics including relativity.

Creative imagination at National Co. has taken the known unvarying resonance of the Cesium atom and translated it into a frequency producing instrument with a stability of frequency of 1 part in 10^{11} —this is man's most accurate measurement of time.

The applications and adaptations are many-fold and still largely unexplored.

National Co. is a community of minds and talents that enjoys the challenge and the prestige of success in such advanced fields as multipath transmission, noise reduction, correlation techniques for signal processing, Tropospheric scatter systems, Ionospheric scatter sys-

tems, molecular beam techniques, long range microwave transmission, and missile check-out equipment using microwave and digital techniques.

National Co. has grown with the Tradition of New England electronics. Your needs and problems receive exceptional attention at National Co. because, here, *creativity is required, recognized and rewarded.*


Write or phone

tuned to tomorrow **National! **


National Company, Inc., Malden, Mass.

MANUFACTURERS OF MATERIEL AND EQUIPMENT FOR U.S. DEFENSE

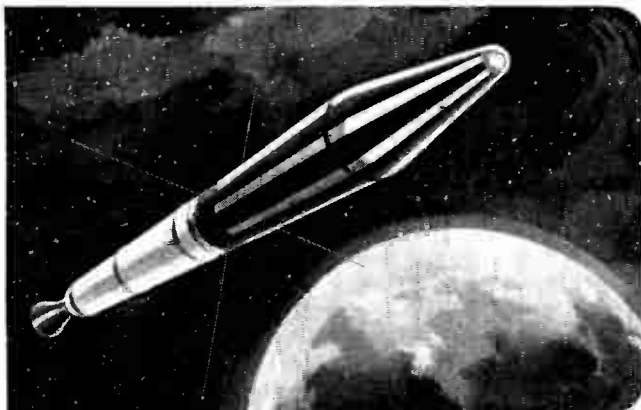
Historical Achievements at JPL




JATO UNITS... The nation's first successful jet-assisted takeoff (JATO) units were originated and developed in 1941 at the Jet Propulsion Laboratory, and sparked the development of future rocket vehicles.



THE CORPORAL... this country's first ballistic surface-to-surface guided missile, now an operational weapon of the U.S. Army, was pioneered and developed by the Jet Propulsion Laboratory.




EXPLORER 1... The United States' first successful earth satellite, launched January 31, 1958, was developed by JPL in collaboration with the Army Ballistic Missile Agency.



THE WAC-CORPORAL... fired in flight from a V-2 rocket, established a world's altitude record of 250 miles in 1949. The combination was known as the Bumper-Wac.



THE SERGEANT... A second-generation solid propellant missile developed by JPL for the U.S. Army. The SERGEANT is now being readied for production.



PIONEER IV... America's first successful moon-space probe, launched March 3, 1959, was developed by the Jet Propulsion Laboratory in collaboration with the Army Ballistic Missile Agency and the National Aeronautics and Space Administration.



**CALIFORNIA INSTITUTE OF TECHNOLOGY
JET PROPULSION LABORATORY**
A Research Facility operated for the National Aeronautics and Space Administration
PASADENA, CALIFORNIA

Employment opportunities for Engineers and Scientists interested in basic and applied research in these fields:

INFRA-RED, OPTICS, MICROWAVE, SERVOMECHANISMS, COMPUTERS, LIQUID AND SOLID PROPULSION, STRUCTURES, CHEMISTRY, INSTRUMENTATION, MATHEMATICS, AND SOLID STATE PHYSICS

Send professional resume, with full qualifications and experience, for our immediate consideration



AN ACHIEVEMENT IN DEFENSE ELECTRONICS



NEW AMPLIFIER CUTS NOISE TO BOOST RADAR RANGE 40%

This new solid-state parametric amplifier made possible the reception of Pioneer IV signals through more than 407,000 miles of space. Because the easily tuned amplifier cut receiver noise to a mere whisper, General Electric's tracking station accomplished the feat using a standard 18-foot dish antenna. This was four days after blast-off, with the satellite transmitting a signal of less than two tenths of a watt.

Since that time, G-E parametric amplifiers have been applied to existing radars and have reduced input noise by 6 db—equivalent to a 400% transmitter power increase or a 40% addition to effective range. Achievements such as this continue to prove General Electric's outstanding technical competence in defense electronics.

227-1

Progress Is Our Most Important Product

GENERAL  ELECTRIC

DEFENSE ELECTRONICS DIVISION


HEAVY MILITARY ELECTRONICS DEPARTMENT

SYRACUSE, NEW YORK



GROUND SUPPORT EQUIPMENT

A Proven Kearfott Capability — Kearfott's prominence in the design and production of ground support equipment is a result of 15 years' experience in producing precision servo systems, computers, gyro reference systems and inertial guidance equipment. Kearfott test equipment is designed on modular principles which increase flexibility and economy and eliminate the obsolescence factor since modules can be readily modified or replaced. Modules are designed to be compatible with one another, thus providing test capabilities for a wide variety of applications.



Inertial Guidance System Test Console

IN-PLANT TEST EQUIPMENT: Rack-mounted modules comprise the necessary metering circuits, signal generators and power supplies, switching circuits and junction boxes to perform the following tests on inertial reference systems:


Voltage and phase • Current • Heating cycle checks • Verticality of platform in ground erection mode • First order erection time in ground erection mode • Measurements of platform roll and pitch output angles in ground erection mode • Measurements of free drift of platform in azimuth in ground erection mode • Measurement of azimuth gyro torquer scale factor in ground erection mode

FIELD-TYPE TEST EQUIPMENT: Modularized, self-contained unit that provides all power and signal voltages to operate, test or troubleshoot a gyro. All inputs to and outputs from the gyro are accessible at convenient jacks where connections to measuring equipment can be made, thereby enabling operator to evaluate gyro performance completely. Modules are slide-mounted for ready access if repair, modification or product improvement replacement are required. This portable equipment performs these basic tests:

Insulation resistance • Warm-up time • Torquer scale factor measurement Gyro transfer function • Free drift • Gimbal offset drift • Continuity Signal Generator Null • Phasing • Gyro drift • Fixed torque restraint



Floated Gyro Test Console



Scanalog 200-Scan Alarm Logging System

GENERAL PURPOSE DATA PROCESSING: This data handling system provides a reliable, precise means of monitoring, logging and performing an alarm function of up to 200 separate temperature, pressure, liquid level or flow transmitters. Manual controls are provided for scanning rates, automatic or manual logging, data input relating to operator, time, day, run number and type of run. 200 numbered lights, corresponding to specific points being maintained, provide a visual "off normal" display for operator's warning. This system has growth built in and can be expanded in capacity to 1024 points and in scanning rate to 2000 points per second.

Write for complete information on Kearfott's ground support equipment.

Engineers: Kearfott offers challenging opportunities in advanced component and system development.



VTVM-PSVM



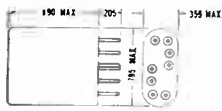
High-Speed Precise Angle Indicator Module



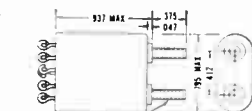
Automatic Ohmmeter Module



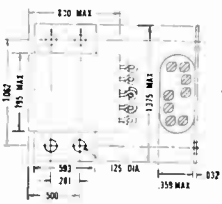
KEARFOTT COMPANY, INC., LITTLE FALLS, N. J.
A subsidiary of General Precision Equipment Corporation
Sales and Engineering Offices: 1500 Main Ave., Clifton, N. J.
Midwest Office: 23 W. Calender Ave., La Grange, Ill.
South Central Office: 6211 Benton Drive, Dallas, Texas
West Coast Office: 253 N. Vinado Avenue, Pasadena, Calif.



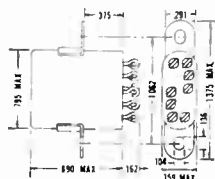
SC11D
6, 12, 24, 36 Volts



SC11DK
6, 12, 24, 36 Volts



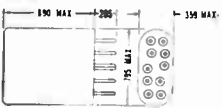
SC11DB
6, 12, 24, 36 Volts



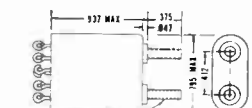
SC11DA
6, 12, 24, 36 Volts

SC

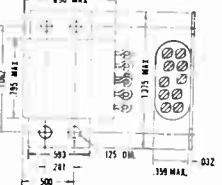
2 TYPES • 4 MOUNTINGS • 4 VOLTAGES



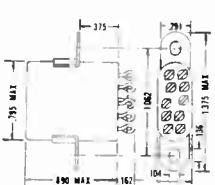
SL11D
6, 12, 24, 36 Volts



SL11DK
6, 12, 24, 36 Volts




SL11DB
6, 12, 24, 36 Volts



SL11DA
6, 12, 24, 36 Volts

SL



Off the shelf delivery FROM YOUR P & B DISTRIBUTOR

32 STANDARD P & B CRYSTAL CASE RELAYS

Prototype or small-production-run quantities of P&B's micro-miniature relays are now available from your local electronic parts distributor. Choose from 2 types, 4 mountings, 4 coil voltages—32 models in all.

P&B's dual coil, permanent magnet, crystal case relays remain operative under 100g shock, 30g to 2000 cps vibration. Modern White Room production facilities assure

highest possible reliability.

The SC conforms to standard dimensions and circuitry, and can replace ordinary relays of the same size.

The SL, a latching relay, utilizes the dual-coil, permanent magnet principle to provide a highly efficient, tenacious latch, assuring high contact pressure.

Order today from your local electronics parts distributor.

SC and SL SPECIFICATIONS:

Shock: 100g for 11 millisecc.

Vibration: 30g from 55 to 2000 cps
.195" max. excursions from 10 to 55 cps

Ambient Temperature Range:
-65°C. to +125°C.

Contact Arrangement: dpdt

Contact Load: 2 amps at 30 vdc
1 amp at 115 vac, 60 cycle

Sensitivity:

SL—230 milliwatts at 25°C. with
630 ohm coil

SC—260 milliwatts at 25°C. with
550 ohm coil



POTTER & BRUMFIELD

DIVISION OF AMERICAN MACHINE & FOUNDRY COMPANY, PRINCETON, INDIANA

IN CANADA: POTTER & BRUMFIELD CANADA LTD., GUELPH, ONTARIO



TELECOMPUTING CORPORATION 915 N. Citrus Avenue, Los Angeles 38, Calif., HO 4-0181

Engineers at the Telecomputing booth will introduce you to new concepts in rugged, reliable miniaturization! Featured will be a sub-miniature rate gyro, a special new side-mounted relay for printed circuitry, a new high-temperature solenoid (up to 1500 F), a unique new micro-miniature feed-through capacitor, a sub-miniature capacitor, a highly reliable encapsulated magnetic amplifier... as well as electrically and spring-driven gyros, precision analog-to-digital shaft converters, and electro-mechanical counters.



LOOKING FOR RELIABLE MINIATURIZATION?

you will
find it at
Telecomputing
booth 1922 at the
WESCON



COOK BATTERIES Proven specialists in the design, development, and manufacture of miniaturized automatically and manually activated silver zinc primary batteries, rechargeable batteries and cells. Ultimately reliable electric power sources of highest energy-to-weight ratio.



WHITTAKER CONTROLS The largest exclusive developer and builder of custom-built high-performance hydraulic, pneumatic, and fuel valves, controls, and regulators for advanced missile, aircraft, and industrial applications.



BRUBAKER ELECTRONICS An R & D leader in the field of ground and airborne IFF components, test & checkout equipments—IFF systems analysis—Air Traffic control systems—radar beaconry—detection equipments.



DATA INSTRUMENTS Pioneers in equipments for fast and accurate analysis of test data, with automatic recording of punched cards, tapes, or printed lists—for aircraft and missile flight tests, industrial and scientific applications.



WHITTAKER GYRO Leading producer of electrically driven and spring-wound free gyros, rate and float-rate gyros for advanced missile systems—rate of roll, pitch, and yaw indicators for manned aircraft—precise gyro systems.



NUCLEAR INSTRUMENTS Designers and builders of high quality, reliable equipments for prelaunch checkout and testing of nuclear special weapons.




ENGINEERING SERVICES A Technical service and development organization skilled in the engineering, instrumentation, operation, and maintenance of data processing and control centers.

LOW COST SNAP-IN

neon indicator lights

CUSTOM ENGINEERED



These are the smallest, low-cost complete assemblies on the market. The neon-filled lamps provide soft, steady illumination that is completely free from glare. With the bulb in series with a resistor for 115-230 v. applications, neither transformers nor series hook-ups are necessary. Long, trouble-free operating life has been proved in thousands of the most demanding applications.

Specially designed lenses can be supplied to customers' specifications with lettering, trademarks or other symbols molded, stamped or printed on plastic or glass of virtually any color

or configuration. Complete assemblies can be supplied with leads, lead terminals, quick disconnects, switches etc., attached.

With an experienced staff of design engineers plus complete production facilities, Ucinite is capable of supplying practically any requirement for connectors, switches and other small metal and metal-and-plastics assemblies . . . including stamped electrical circuits on flat or molded boards or housings.


Call your nearest Ucinite or United-Carr representative for full information or write directly to us.



Manufactured by

The UCINITE COMPANY

Division of United-Carr Fastener Corporation, Newtonville, Mass.



CAMBION Insulated Terminals are available in stand-off and feed-through types; with internal or external thread mounts, press-fit mounts, or rivet mounts. And for special mounting requirements, unique types like the Teflon press-fit terminals fill the bill efficiently and economically.


Solid defense against trouble

You can count on rugged CAMBION® Insulated Terminals for trouble-free performance under the toughest service conditions. All three types — ceramic, phenolic, Teflon® — withstand constant shock, vibration, and in-service handling. For example, not even prolonged and repeated soldering will loosen terminals on ceramic types. What's more, they're designed to function flawlessly over a broad humidity range: ceramic insulators are silicone-impregnated; phenolic types are varnish-impregnated. In every case, solder terminals are machined from top quality brass and plated to extremely close tolerances; completed units are completely tested for breakdown. And, like all CAMBION components, they're unconditionally quality guaranteed in lots of 1 or 1,000,000.

For complete details, contact your local CAMBION Distributor or write Cambridge Thermionic Corporation,

437 Concord Avenue, Cambridge 38, Mass. On the west coast: E. V. Roberts and Associates, Inc., 5068 West Washington Blvd., Los Angeles, California. In Canada: Cambridge Thermionic of Canada, Limited, Montreal, P.Q.

For high temperature applications, CAMBION Standard Ceramic Terminal Boards provide the ideal solution. Two basic types: 1. Double-row, 8-terminal type in 3 sizes for mounting components with $\frac{1}{4}$, 1 or 2 watt resistor body sizes. Ground straps to mounting studs provide positive RF grounding. 2. Single-row, 6-terminal type with end terminals at ground potential. All boards are silicone-impregnated for maximum protection against moisture.



CAMBRIDGE THERMIONIC CORPORATION
CAMBION®

The guaranteed electronic components



are you silicon wait-bait?



avoid unnecessary delays

GT DELIVERS SILICON TRANSISTORS IN 24 TO 48 HOURS!

No need to get hung up with delays or hooked by unkept promises! GENERAL TRANSISTOR delivers sample quantities of GT Silicon Transistors in 24 to 48 hours... production quantities in 2 to 4 weeks!

These are not mere claims, but firm promises on which you can base your design and production schedules.

Quality? Yes—plenty of weight here without waiting. General Transistor is today one of the largest suppliers of highly dependable devices, delivering quality in quantity.

For full information—and fast delivery—call your local General Transistor representative, or contact us directly. Write for Silicon Brochure S-100.



A Few of the GT Alloyed Junction Silicon Transistors Now Available

- HIGH SPEED SWITCHING
- MEDIUM SPEED SWITCHING
- HIGH VOLTAGE
- HIGH SPEED LINEAR AMPLIFIER
- MEDIUM SPEED LINEAR AMPLIFIER

	2N1219	2N1220	2N1221	2N1222	2N1223
V_{CE0}	30 v	30 v	30 v	30 v	40 v
V_{CE0}	25 v	25 v	25 v	25 v	40 v
V_{EB0}	20 v	20 v	10 v	10 v	10 v
I_{CO}	.1 μ a max.	.1 μ a max.	.1 μ a max.	.1 μ a max.	.1 μ a max.
h_{FE}	18 min.	9 min.	—	—	—
$f_{\beta b}(mc)$	5 min.	2 min.	5 min.	2 min.	2 typ.
h_{ie}	—	—	18 min.	9 min.	6 min.

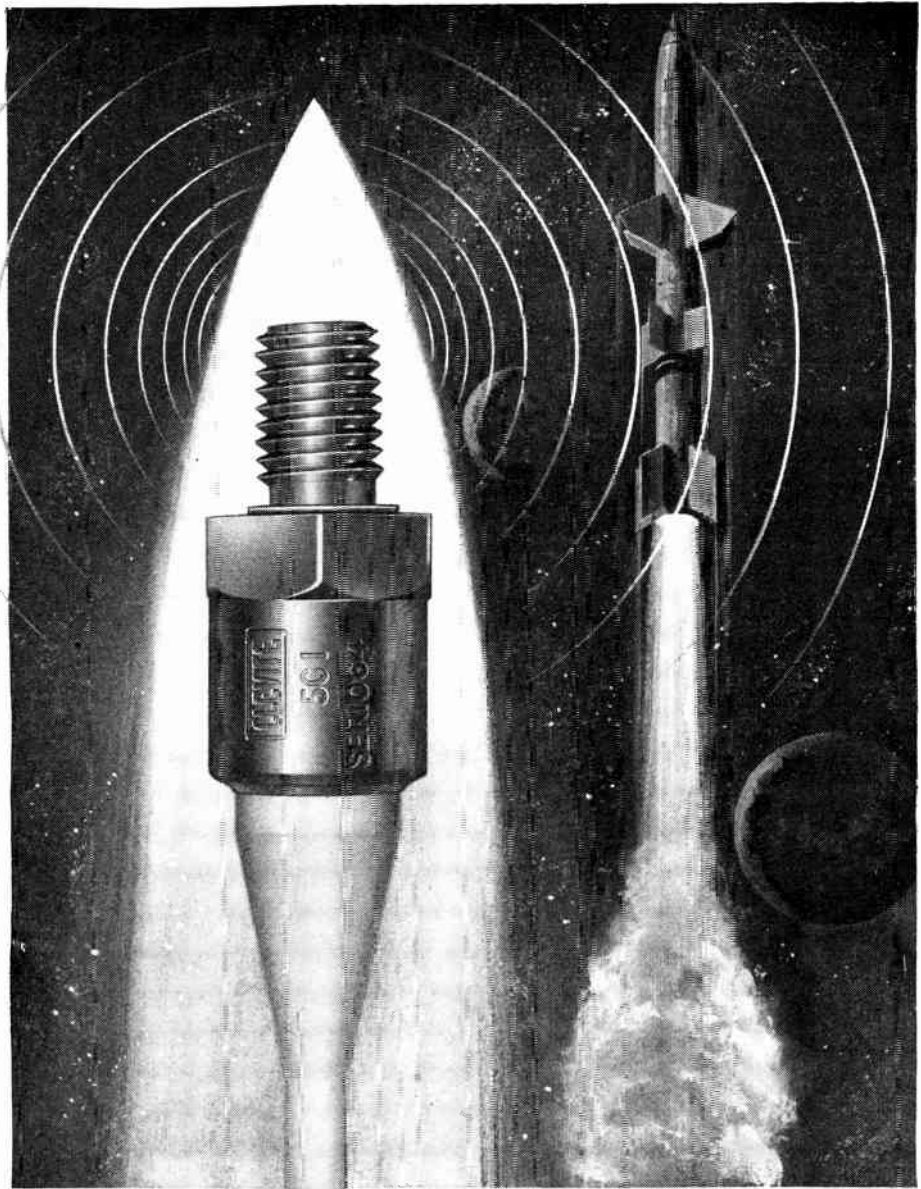

GENERAL TRANSISTOR CORPORATION

91-27 138th Place, Jamaica 35, New York
Phone: Hickory 1-1000



FOR IMMEDIATE DELIVERY FROM STOCK CONTACT YOUR NEAREST AUTHORIZED GENERAL TRANSISTOR DISTRIBUTOR OR GENERAL TRANSISTOR DISTRIBUTING CORP. 91-27 138TH PLACE, JAMAICA 35, NEW YORK. FOR EXPORT GENERAL TRANSISTOR INTERNATIONAL CORP. 91-27 138TH PLACE, JAMAICA 35, NEW YORK. PRECISION MAGNETIC RECORDING HEADS AVAILABLE FROM GENERAL TRANSISTOR WESTERN CORP., 6110 VENICE BLVD., LOS ANGELES, CALIF.

SEE US AT WESCON BOOTHS 3421 & 3423



New Clevite Self-generating Accelerometers!

... made possible by a new Clevite piezoelectric ceramic, feature *high resonant frequency* (50 KC min.), *high internal capacity* (1600 mmfd. min.) and *low lateral sensitivity* (standard — less than 3%; special — less than 1%).

Clevite accelerometers also feature high temperature operation (-70°F. to 500°F.) with humidity-

proof, hermetically sealed cases and cable (mil. E-4970). Available in standard or in special models — with or without special preamplifier.

WRITE FOR BULLETIN 9501 for complete specifications. Clevite engineers also available for direct consultation.

See them on display!
Wescon Show
San Francisco, California
August 18-21,
Booth No. 3420

CLEVITE ELECTRONIC COMPONENTS


DIVISION OF

3405 Perkins Avenue • Cleveland 14, Ohio



MAGNETIC HEADS PIEZOELECTRIC ELEMENTS
TRANSDUCERS, CERAMIC FILTERS

Field sales engineering offices in Newark, Chicago and Los Angeles.



Technical and Business Growth in the West

Eleven western states expect nearly \$2 billion sales for 1959, with airframe makers swinging more to electronics. New technical developments include field-emission cathode, electron-beam and diode mavars and plasma amplifier

By **HAROLD C. HOOD**, Pacific Coast Editor

SAN FRANCISCO—THE RECENT CHANGE IN NAME from West Coast Electronic Manufacturers Association to Western Electronic Manufacturers Association reflects a trend in the development of electronics in the West. Ten years ago almost 100 percent of the area's \$158 million sales was chalked up by the four coastal centers encompassing Los Angeles, the San Francisco Bay area, Portland and Seattle, and San Diego. Today, industry mushrooming around Denver, Phoenix, Tucson, and Sacramento, and dozens of smaller centers contributes appreciably to the \$1.932 billion eleven Western states sales total projected for 1959. See Fig. 1, p 104.




FIG. 1—Growth and geographical distribution of electronics industry in eleven western states

BUSINESS FIGURES—Statistics for 1958 show that 735 western electronics firms had a sales volume of approximately \$1.794 billion (excluding broadcast and service revenue) or about 23 percent of the nation's total. Recent surveys show employment figures at 140,000 or 19 percent of the industry total.

Last minute indications (Fig. 2) point to an attendance of 30,000 plus at the Western Electronics Show and Convention (WESCON) this month, or up 20 percent from the last time San Francisco hosted the convention (1957). More than 700 organizations will display wares and latest developments in nearly 1,000 booths in San Francisco's Cow Palace.

AIRFRAME MAKERS—The Los Angeles Chamber



General-purpose digital computer Recomp II will compute reliability factor in flight of space vehicle at '59 Wescon

says its local electronics industry is closing in on the aircraft industry, currently at the top of the manufacturing list for gross dollar volume, and is expected to pull out in front in the near future.

However, many aircraft manufacturers some time ago established electronics capabilities in the process of diversifying to missile manufacture. Only 10 percent of today's missile dollar goes for airframe, and a sizable amount of the remainder goes for electronics.

Today, the airplane people are producing and tooling up for electronic gear aimed at the industrial, commercial, and consumer markets as well.

FIELD-EMISSION CATHODE — At Linfield Research Institute, East of Portland, a promising development centers about a field-emission cathode. Utilizing an energized field and a sharply pointed cathode from which electrons are pulled, the device requires no cathode heating. Electrons stream off the point without damaging it. The sharper the point, the easier the electrons are pulled off.

With relatively low voltages, a good emission of electrons may be obtained. Future applications include a cathode-ray tube in which it is desired to get extremely fine writing on the surface of the tube. Since electrons come from a fine point source, it is easy to refocus the beam later on.

Reportedly, the device might also be used in linear accelerators. By injecting the cathode directly into the waveguide, it is conceivable that the voltage of the wave itself will draw the electrons from the cathode. The field emission cathode's characteristics make possible its use in voltage regulator applications.

MAVARS—Another recent development, from Zenith's facility south of San Francisco, a low-noise parametric amplifier or mavar, is currently in pro-

duction. The tube operates at room temperature, has only one db of noise at 70 F. It has particularly promising applications in radio astronomy, and eliminates the need for cooling equipment at the beam focus.

Hughes Aircraft has recently developed a microwave parametric amplifier reportedly capable of increasing radar range as much as 100 percent.

Approximately 8 in. long, 6 in. high and 1 in. wide, the amplifier utilizes a small crystal of germanium or silicon. There is no hot cathode or noisy electronic stream which adds limiting noise in many amplifiers now used on radar signals.

This device reportedly makes possible the improvement in noise figure by 3 to 8 db over the best superheterodyne receivers. No large external auxiliary equipment is required. Low noise amplification is obtained without cooling to liquid-helium temperatures.


Heart of the device is a gold-bonded diode with noise temperature of 100 K obtained at room temperature. A 3,000-mc amplifier gives 30 db of amplification with 2-mc bandwidth, or 10 db of amplification with 25-mc bandwidth. The amplifier has a nominal cutoff frequency of 70,000 mc at maximum back bias with a nominal zero bias capacitance of 2.5 $\mu\mu\text{f}$.

SUN BOTTLE—An example of developments stemming from academic research is the recently announced sun bottle at Pasadena's CalTech.

By introducing mercury gas into a vacuum tube, and then passing an electric current through it, researchers were able to form a plasma—the so-called fourth state of matter—similar to the sun's corona. (A plasma is formed when the temperature of a gas is raised to the point at which its atoms start to disintegrate.)

As electron beams were shot through the plasma, it jiggled with jelly-like oscillations. "This apparently is one of nature's ways of amplifying radio signals powerful enough to carry across millions of miles of space," theorizes an Institute scientist. "In addition to the sun, some of the other so-called radio stars in space may use this mechanism."

CalTech scientists feel that their development may



Two-mile-long traveling-wave electron accelerator will replace this 310-ft one-billion electron-volt machine. New machine will eventually produce 45 bev energy

provide a useful tool for the plasma studies involved in developing nuclear fusion power. They also see possibilities of the finding leading to amplifiers and oscillators of higher radio frequencies than now possible—frequencies between the microwave and infrared range—thus opening up possible new radio communication bands.

TRAVELING-WAVE ACCELERATOR — Another research project is the two-mile long linear accelerator to be constructed at Stanford University over the next six years. The approximate cost will be \$100 million.

Two parallel tunnels—one 15 ft in diameter and housing the accelerator tube, the other 25 ft across and containing 240 giant klystrons used for electron acceleration—will bore 35 ft beneath the university campus. The machine initially will be capable of producing 10 billion electron volts, eventually 45 billion. Proposed beam power will exceed a million watts.

To date, the largest Stanford machine (Mark III) is 310 ft long, generates 1 billion electron volts. The two-mile behemoth will be the equivalent of thirty Mark III's laid end to end.

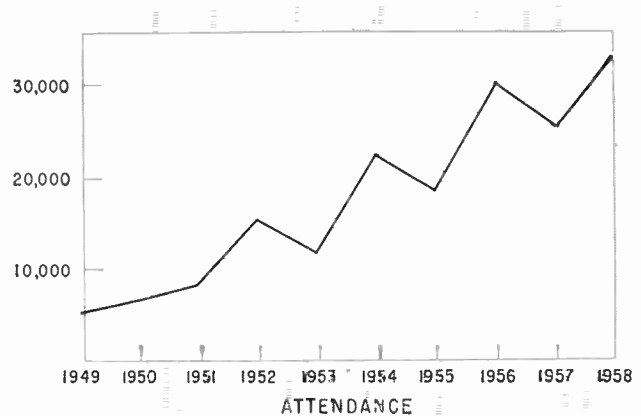
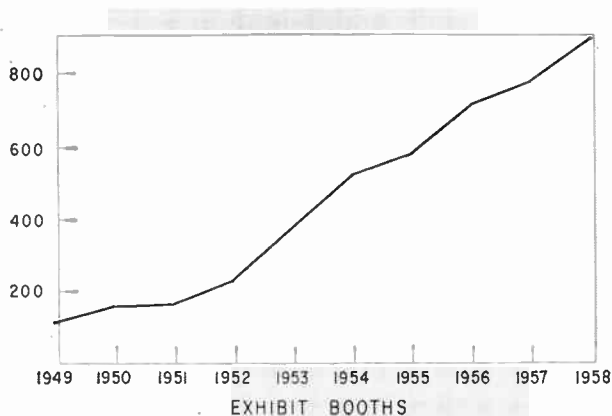


FIG. 2—Increase in number of exhibitors and attendance at Wescon (Western Electronic Show and Convention)

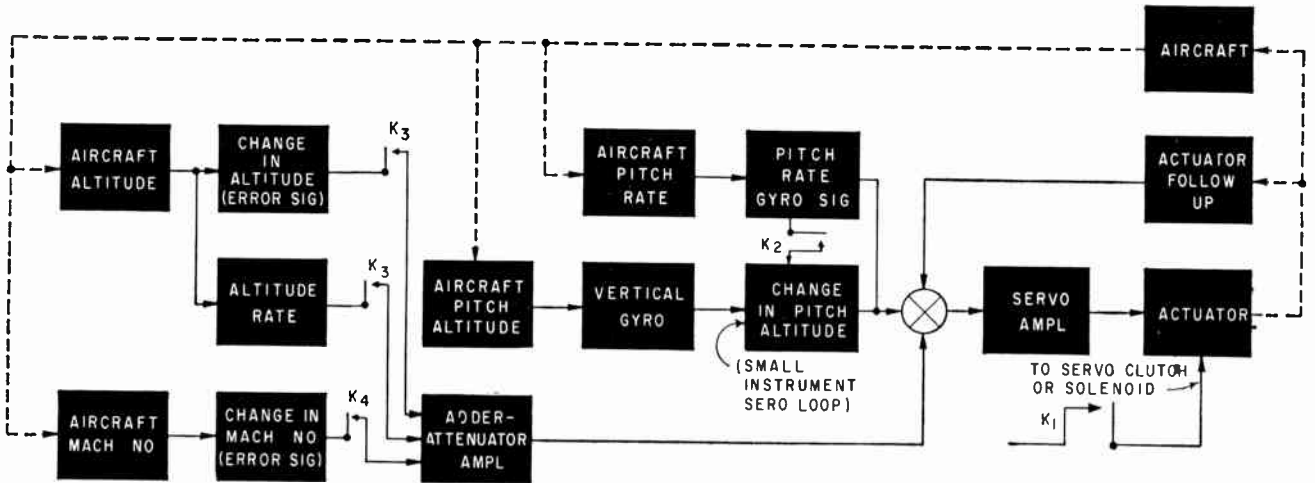


FIG. 1—Pitch channel of flight control system with three operating modes. Relay K_1 energizes the channel and provides pitch rate damping; K_2 gives attitude, K_2 and K_3 gives altitude, K_2 and K_4 gives mach mode

Taking the Bumps Out of

Bumpless flight control changes for high speed jets are possible with special amplifier. Circuit fades out existing errors slowly, brings in new control mode without transients

By L. D. FRY, Flight Control Engineer, LMED, General Electric Company, Johnson City, New York

THE PILOT OF A HIGH SPEED JET has several flight control modes available such as mach control, altitude control or attitude control. When a change is made from one mode to another, undesirable aircraft motion, or bumps, can develop.

These bumps are caused by switching transients or by an error signal which is suddenly put into or removed from the control system. If relays and switches are used to change modes, existing error signals are added or removed as step functions. Aircraft response to such inputs can be violent.

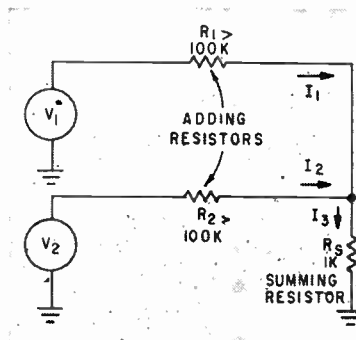
To reduce the bumps, the change of mode should be done slowly. The adder-attenuator amplifier described here accomplishes this function. It is being used on the

Navy's first supersonic two-seated all weather jet fighter, the F4H-1.

Flight Control System

In a flight control system several error signals feed each servo loop. In the pitch channel, for example,

there may be a rate gyro signal to reduce pitching, a vertical gyro signal for holding a selected pitch angle or attitude, an altitude error and rate signal for altitude control, and a mach error signal for speed control.



$$I_1 = \frac{V_1 - I_3 R_s}{R_1} \quad I_2 = \frac{V_2 - I_3 R_s}{R_2}$$


$$I_3 = I_1 + I_2 = \frac{V_1 - I_3 R_s}{R_1} + \frac{V_2 - I_3 R_s}{R_2}$$

$$I_3 = \frac{V_1}{R_1} + \frac{V_2}{R_2} - \frac{I_3 R_s}{R_1} - \frac{I_3 R_s}{R_2}$$


IF I_3 IS ASSUMED TO BE EQUAL TO $\frac{V_1}{R_1} + \frac{V_2}{R_2}$

$$\text{ERROR WOULD BE } - \frac{I_3 R_s}{R_1} - \frac{I_3 R_s}{R_2}$$

FIG. 2—Adder circuit. With values shown, error is less than one percent



Smoothing unit package is filled with dry nitrogen and hermetically sealed



Plug-in construction and finger pull ring make for ease of maintenance

Automatic Flight Control

Figure 1 shows a possible pitch channel with operating modes of mach, altitude, and pitch control. Relays are used to select the required error signals for each mode. Not all error signals are desired at the same time or all the time.

Relay K_1 changes the pitch channel from standby to the stability augmentation mode by connecting the actuator to the aircraft control surfaces. With K_1 closed, and the other relays open, the pitch channel operates on signals from the pitch rate gyro to dampen pitch angular motion. Closing K_2 energizes the attitude control mode; K_1 and K_3 together give the altitude mode; K_2 and K_1 the mach mode. With the adder-attenuator in the circuit as shown, changes in mode are made smoothly.

Adder Circuit

The main function of the adder-attenuator amplifier is to decrease the gain slowly, allowing the new control mode to be set up, and then bringing the gain back to normal. Four circuits are used: adder, amplifier, fading and relay.

The purpose of the adder section

is to add or mix the incoming error signals. The method used is conventional and is shown in Fig. 2. The adding resistors are kept greater than 100,000 ohms while the summing resistor is less than 1,000 ohms. Error in addition

figures. The input circuit of the servo amplifiers is the same as the input adder circuit of the adder-attenuator amplifier which drives it. Since additional gain is not required, the smoothing unit must deliver to each servo the same current

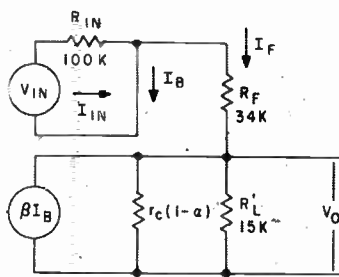


FIG. 3—Amplifier equivalent circuit and gain equations

under these conditions is less than one percent. Isolation of signal sources is obtained and little interaction results. Gain loss in the adder circuit is made up in the amplifier which follows.

The adder-attenuator amplifier drives two servo amplifiers, although only one is indicated in the

$$\text{FORWARD GAIN } G = \frac{\text{VOLTS OUT}}{I_B}$$

$$= \beta \left[\frac{R'_L R_F r_c (1-a)}{r_c (1-a) R'_L + r_c (1-a) R_F + R'_L R_F} \right]$$

$$\text{FEEDBACK GAIN } H = \frac{I_F}{V_O} = \frac{I}{R_F}$$

$$\text{GAIN } (G^1) = \frac{\text{VOLTS OUT}}{\text{MA } I_{IN}} = \frac{G}{1+GH}$$

$$\text{GAIN } (G^1) = \frac{\beta R_F R_L}{R'_L + R_F + \beta R'_L + \frac{R'_L R_F}{r_c (1-a)}}$$

it receives. Because two servos are supplied, current gain is 2 ma/ma. Desired voltage gain is 0.3 volt/volt. The equivalent circuit and equations are shown in Fig. 3.

The circuit of the adder-attenuator amplifier is shown in Fig. 4, with the amplifier section so indicated. Actually, the complete unit

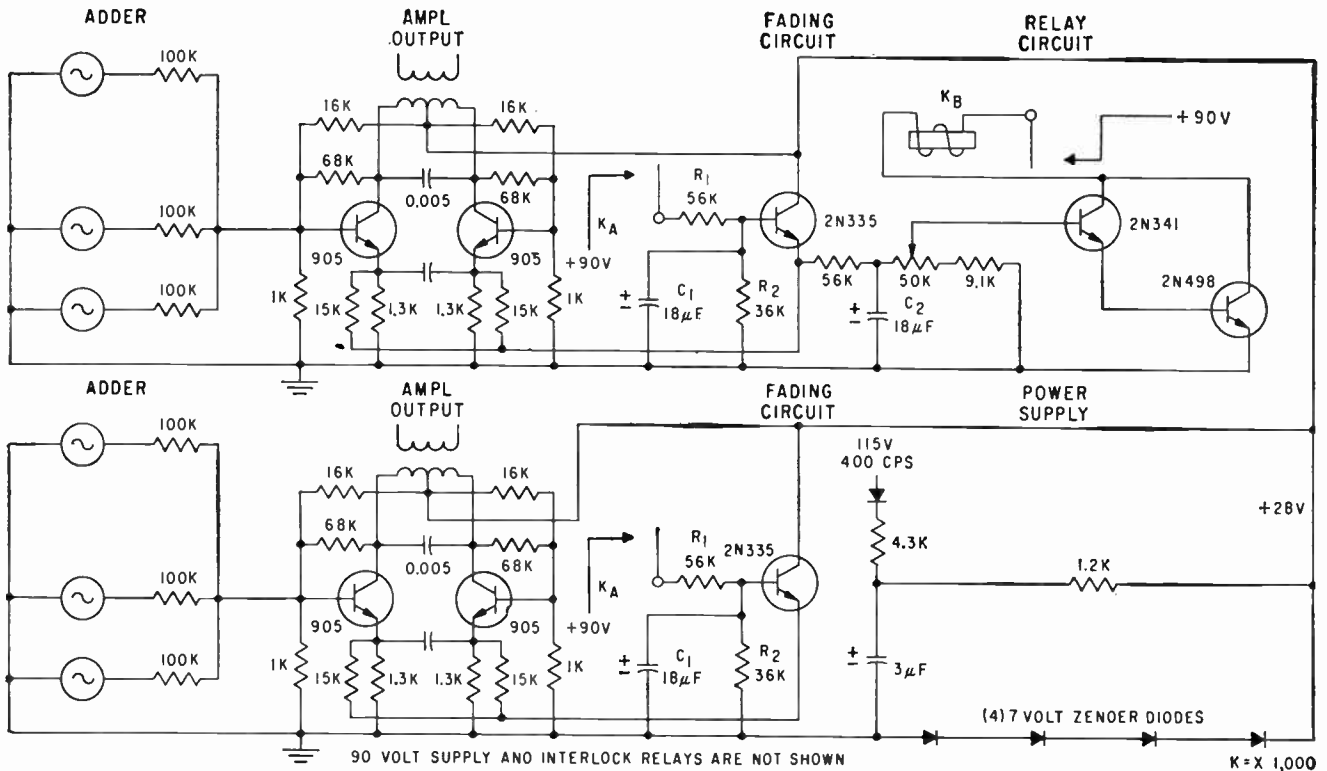


FIG. 4—Fading circuit decreases amplifier gain slowly so changes in control mode can be made smoothly. Relay K_B allows new mode to be set up and output then increases to normal

includes circuits for two control channels but operation is the same in each channel. Only one relay section is needed for the two channels.

When a step-function d-c voltage is applied to a single transistor fade circuit, a transient response is transmitted through to the collector circuit and into the amplifier. A balanced difference amplifier is used

parameters β (grounded-emitter short-circuit current gain) and r_c (collector resistance) vary greatly from transistor to transistor. Examples are:

	β	$r_c(1 - \alpha)$	Amplifier Voltage Gain
Min.	39	High	0.283 v/v
Nonimal	50	50,000 ohms	0.311 v/v
Max.	120	25,000 ohms	0.330 v/v

ably the main causes of gain variation.

Fading Circuit

The function of the fading circuit is to decrease the output of the amplifier during the mode changing operation. After the new control

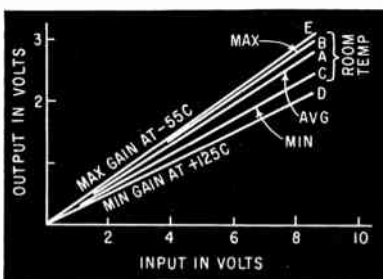


FIG. 5—Adder-attenuator amplifier gain

to prevent this transient bump. With both transistors being driven in the same manner, any transient that appears on one collector will also appear on the other. Only the difference is transmitted through to the servos.

Gain Variations

Production tolerance silicon transistors are used throughout and

The variation in gain does not include the effect of resistance or other changes. Only the approximate equivalent circuit was used for calculations.

Test results on ten amplifiers are shown in Fig. 5. Curve A is the nominal gain of the ten amplifiers at room temperature; curve B shows maximum gain observed at room temperature and curve C the minimum. The spread from minimum to maximum is 0.288 to 0.346 volt/volt, with a nominal gain of 0.332 volt/volt.

At -55°C the maximum gain is 0.363 v/v, curve E, and the minimum gain is 0.25 at $+125^\circ\text{C}$, curve D. Resistance changes in the feedback resistors and variations in β and r_c with temperature are prob-

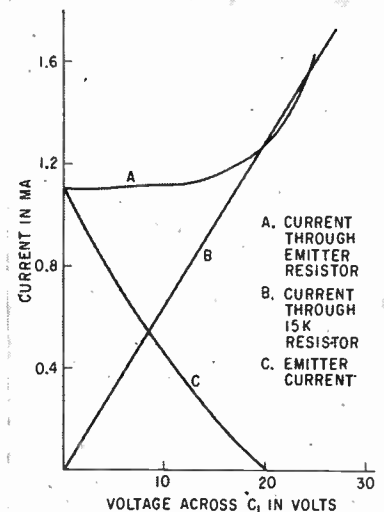


FIG. 6—Amplifier emitter current falls to zero as fade current rises. Emitter to base junction is eventually back-biased

mode has been set up by relay circuits, the fading circuit brings the amplifier back up to full output.

This control action is accomplished by varying the emitter-to-base bias of the amplifier transistors.

The fading circuit is included in Fig. 4. In the regular operation of a channel, the voltage on C_1 and C_2 is zero.

Table 1—Circuit Characteristics With 100,000-Ohm Input Adding Resistors

Gain at room temp.	0.33 ± 0.03 v/v
Gain at -55 C	0.33 ± 0.05 v/v
Gain at 125 C	0.29 ± 0.015 v/v
Time constant	0.25 to 0.75 sec
Saturation voltage	30 volts or more
Output null	0.010 volts max
Relay operate time	1.5 times max time constant plus 0.15 sec
Deadband	0.3 sec or less
Power supply	108 to 123 v, 380 to 420 cps
Vibration	10 g
Gain ratio, faded out to faded in	1/100

When the pilot operates the fading switch (not shown) relay contact K_a closes and 90 volts d-c is applied to the fading circuit via the network in the transistor base circuit. Capacitor C_1 begins to charge.

The fading circuit transistor begins to conduct and a positive voltage is slowly applied to the amplifier emitters through the 15-k resistors. This control voltage reduces the amplifier gain.

Eventually the amplifier is back-biased and cut off completely. When the fade command is removed, C_1 discharges and amplifier gain increases to normal again.

Currents in the amplifier emitter circuit are shown in Fig. 6. Current through the emitter resistor is the sum of emitter current and fade current. This current remains relatively constant until no current flows through the transistor and it is cut off. As the voltage from the fade circuit continues to rise, the amplifier transistors become back-biased.

Deadband Effect

The amplifier output does not begin to increase immediately when the fade command is removed. This deadband effect results from the reverse bias developed at the emit-

ter-to-base junction during the faded out period. The time lapse (deadband) before the amplifier begins to function is dependent on transistor characteristics and temperature.

This deadband effect and the fade in and fade out time constants are shown in Fig. 7 for two temperatures. Fade out time constant is defined as the time required for output to fall to 37 percent; for fade in, the time to rise to 63 percent of output.

Fade in and fade out time constants are not equal. During fade out, voltage across C_1 (Fig. 4) rises as a function of time constant $C_1 R_1$, $R_2/(R_1 + R_2)$. During fade in it falls as a function of $R_2 C_1$. The actual fade in and fade out time constants of the circuit are dependent on temperature and also on the non-linear relation of amplifier gain versus emitter current.

From Fig. 7, fade out time con-

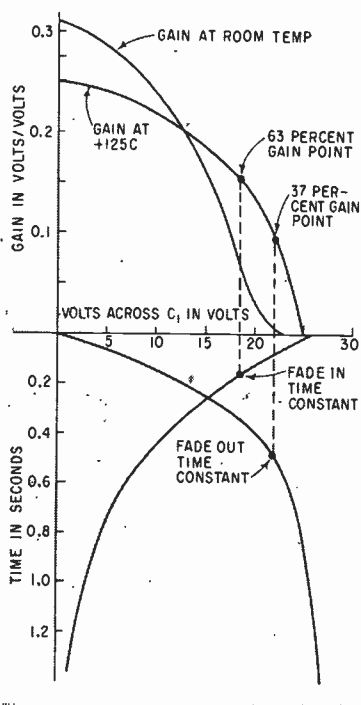


FIG. 7—Amplifier gain drops off as voltage across fade capacitor rises. Time constants at 125 C are indicated

stant at high temperature is 0.5 seconds and fade in time constant is approximately 0.3 seconds.

The time constants at room temperature and at low temperature are not indicated in Fig. 7 but it can be seen they will have values

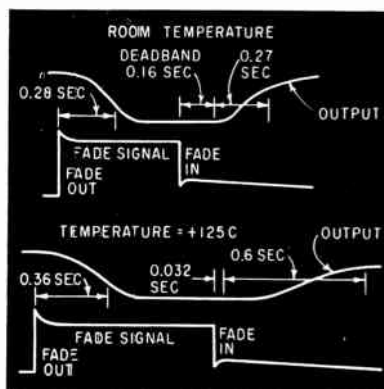


FIG. 8—Smoothing unit response at two temperatures, showing deadband effect

slightly different from the values at 125 C. This difference is not significant in the application and is caused by variations in gain and in the way the time constants are defined. The range of variation is given in Table I.

Relay Circuit

During the fade sequence the error signals into the adder are changed. The point selected for this operation is when the amplifier gain has dropped to 10 percent or less of normal output. The circuit is included in Fig. 4. As the voltage across C_2 rises, the transistors begin to conduct and relay K_n pulls in. This relay provides the interlock for changing the flight control mode.

A potentiometer allows the operating point to be adjusted as required. When the fade command is removed, the voltage on C_2 decreases and the relay drops out. The drop out point is reached before amplifier gain is up to 10 percent of full output.

The response of the smoothing unit to a fade signal is shown in Fig. 8.

Operation

Control of the fade in, fade out sequence is at the command of the pilot. He operates the switch which applies 90 volts d-c to the fading circuit. The amplifier gain begins to fall off. When it reaches 10 percent, the interlock relay pulls in and the new control mode is set up. The pilot then removes the fade command and the amplifier gain increases to normal again.

Amplifier characteristics are shown in Table I.

Many transistorized circuits can be adapted to construction from a single wafer of semiconductor material. Possible interactions between components can be utilized to design new devices and circuits. Limitations of components and circuits are covered along with their forming methods

By JACK S. KILBY, Senior Project Engineer, Texas Instruments, Inc., Dallas, Texas

Semiconductor

SEMICONDUCTOR SOLID CIRCUITS are electronic devices formed on single-crystal semiconductor wafers, each of which can perform the function of some standard circuit that uses several conventional elements. Paths are fashioned on and through each wafer to produce active elements such as transistors, nonlinear elements such as diodes, and passive elements such as resistors and capacitors. By changing the types of paths and their routes, an unlimited variety of circuits may be formed. These circuits enable a great reduction in equipment size and weight.

Though it has always been possible to design a configuration that will perform the desired circuit functions, it has not always been possible to provide the required component values within the allotted space. For example, the circuit configuration for a conventional grounded-emitter audio amplifier can easily be drawn. However, such amplifiers require capacitors with values in the microfarad range for coupling and bypassing, which would require many square inches of semiconductor surface.

The values of resistors and capacitors are restricted by the intended degree of miniaturization. For high component densities, it is desirable to limit resistors to about 20,000 ohms or less, and to limit capacitors to about 3,000 $\mu\mu\text{f}$ —depending on the size objectives for the equipment and the space required for other circuit components. A single resistor higher than 20,000 ohms might be permissible, while

four or five 20,000-ohm resistors might not.


The microminiature size of these devices makes it difficult to distinguish alternate current paths and to identify all of the individual circuit elements in one device. Also, with the possibility of interaction between distributed-constant components, it is possible to create devices that have no equivalent lumped-constant circuit. Nevertheless, to aid in understanding these circuits it is desirable to use conventional terms in describing them.

Forming the Elements

Resistors may be formed by applying ohmic or non-rectifying contacts to a semiconductor wafer as shown in Fig. 1A. The values of such resistors are determined by the equation $R = \rho L/A$, where ρ is the

resistivity of the material, L the length, and A the cross-sectional area of the path. Since the electrical properties are determined primarily by the nature of the bulk material, these resistors will have low noise characteristics, good linearity, somewhat high temperature coefficients, and good stability with time. If two or more resistors are to be connected together it is not necessary to provide separate terminations from the common point.

Capacitors may be formed by using the capacitance of a back-biased $p-n$ junction as shown in Fig. 1B. These capacitors are also diodes, and must be properly polarized in the circuit. Nonpolar capacitors may be produced by connecting two $p-n$ junctions back-to-back. Junction capacitors have a marked voltage dependence, the ca-



Magnified view of complete bistable multivibrator unit, which will be only 0.24 by 0.12 by 0.25 in. after hermetically sealing

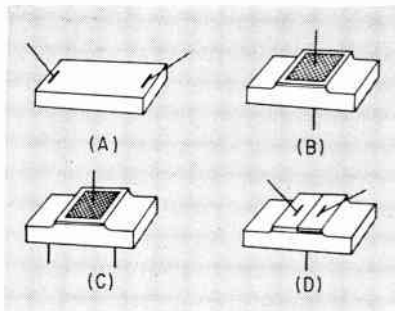


FIG. 1—Resistors (A), capacitors (B), RC networks (C) and transistors (D) can all be formed on same piece of semiconductor

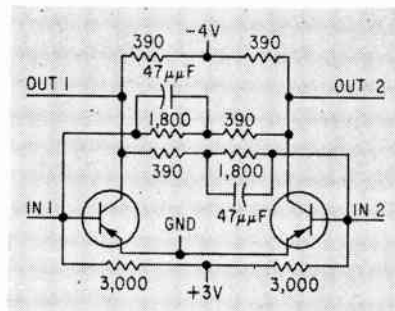


FIG. 2—Bistable multivibrator is typical of conventional circuits that are readily adaptable to solid-circuit techniques

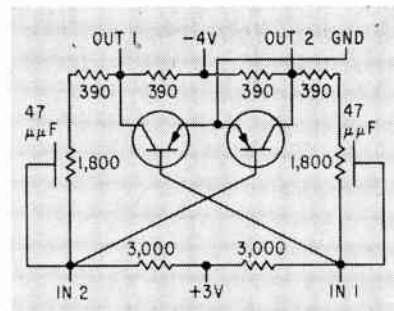


FIG. 3—Redrawn version of circuit of Fig. 2 shows approximate layout arrangement of actual semiconductor solid circuit

Solid Circuits

capacitance of those produced by diffusion techniques being inversely proportional to the cube root of the applied voltage. This voltage dependence is reduced for the non-polar configuration, but must still be considered in circuit design. For junctions with low breakdown voltage, capacitances up to 200,000 $\mu\text{mf}/\text{sq in.}$ are realizable. Capacitors which will withstand several hundred volts may also be formed. Junction capacitors have little variation with temperature and good stability with respect to time.

R-C Network

Resistor and capacitor elements may be combined to form the distributed-constant R-C network shown in Fig. 1C. These infinite section R-C filters are useful for phase-shift networks and coupling elements as well as low-pass filters. Because of the layered nature of the circuits, networks of this type are easily formed.

Transistors and diodes may be formed on a semiconductor wafer by conventional diffusion processes. These processes form the mesa type transistor shown in Fig. 1D. The 2N559, 2N702, 2N705 and 2N1141, recent examples of mesa type transistors, have excellent high-frequency characteristics. Diodes may be formed by using the same diffusion techniques.

Since all of the circuit elements described can be formed from one raw material, they all can be formed on a single wafer. Some passive circuit elements are produced by shaping the wafer to restrict current

paths to specific parts of the wafer. Junction areas for transistors, diodes, and capacitors are formed by properly shaped mesas on the wafer. Thus, a given type of diffused wafer may be used to produce many types of circuits, the first difference being the particular shaping processes that are used on each wafer.

Bistable Multivibrator

One example of a semiconductor solid circuit, as shown in Fig. 2, is a bistable multivibrator which contains the equivalent of eight resistors, two capacitors, and two transistors. This device is shown in the photograph. With the circuit of Fig. 2 redrawn as shown in Fig. 3, the resistive areas are around the outside of the wafer; the capacitors and transistors lie on the surface of the wafer. The slot in the center of the wafer provides the necessary isolation between components.

The size of the finished hermetically sealed multivibrator is 0.240 \times 0.120 \times 0.025 in. Excluding the leads, the volume of the sealed package is 0.0007 cu in.—which provides a density of about 30-million components/cu ft.

This component density cannot be achieved in equipment because the interconnections may occupy more volume than the components. However, if the components and the wiring occupy equal volumes it might be possible to pack a million multivibrators into 1 cu ft—provided power dissipation is ignored. If each device requires 50 mw of power, 50 kw will be dissipated within the cubic foot. Therefore,

much of the volume will be required for heat-transfer media even if the power requirements can be greatly reduced.

Applications

Semiconductor solid circuits appear to be especially adaptable to digital circuitry. Digital circuits are usually quite repetitive, permitting the construction of large systems with only a few basic building blocks.

Due to the present limitations on component types and values, considerable ingenuity will be required to adapt these devices to all types of circuits. The lack of large-value capacitors will slow the development of audio-frequency circuits, while the wrist radio is still out of reach because of the inductances required. However, these restrictions are expected to be temporary.

Along with size and weight reductions, these devices should achieve improved reliability. Since each circuit is formed on a single-crystal high-purity semiconductor wafer, there is a reduced number of contacts between dissimilar materials, which should raise the inherent reliability. There are numerous stages during assembly where accurate process controls can be applied and thereby tighten the standards for quality control. Finally, the significant reduction in size and weight means that designers can re-evaluate alternate circuit schemes such as the use of more redundancy that heretofore were not considered because the available space was inadequate.

Navigating by Electronics

Classical radio navigation methods and self-contained electronic position computers are classified according to operating principles. Systems can be used to guide aircraft, missiles or ships

By P. C. SANDRETTO,

Vice-president and Technical Director, ITT Laboratories Division, International Telephone and Telegraph Corp., Nutley, N. J.

RADIO NAVIGATION METHODS which establish transmission paths and observe transmission times are classical systems. One form, the multiple path system, originated before 1903 with the Hertzian light-houses. More recent refinements in the observation of natural phenomena have resulted in self-contained position computers.

CLASSICAL SYSTEMS—In the multipath method (Fig. 1), radiation is sent over two paths to two collectors. The collectors may be sides of a loop antenna, two dipoles or two incremental areas of a parabolic radar antenna. Another form has multiradiators and a single collector. Several phase coherent transmitters may be used. Either form usually requires only a single receiver to actuate the phase (time difference) detector.

Multipath systems produce lines of position which are hyperbolas. True hyperbolic systems have antennas spaced wide in comparison to wavelength. They measure the actual difference in transmission delay over the several paths. Radial systems employ small spacing and have hyperbolas of zero curvature. They usually determine the condition for equal transmission delay over the multipaths.

The best known multipath systems are named below Fig. 1 in order of intrinsic accuracy. Approximate values are given. Accuracy is also affected by frequency propagation characteristics and instrumentation. Neglecting propagation effects, accuracies range from 10 degrees to 0.01 degrees for non-free-space conditions.

Single path systems measure actual transmission times and produce circular lines of position. There are two types, described as one way and round trip.

One way systems (Fig. 2) have had relatively little use. They require an oscillator in the vehicle locked in phase with an oscillator at the transmitter. Accurate navigation requires an oscillator accuracy better than one part in 10^6 . One way systems provide distance in Navarho and, partly, in Dectra. Development of lightweight atomic oscillators may give them greater commercial success.

Round trip systems (Fig. 3) transmit to active or passive reflectors and receive back a signal which is compared with the original transmission. Compared with one way systems, stability requirements are a million times less. This method is used in radar, Shoran, Oboe, Benito, Rebecca-Eureka, DME and the distance portion of Condar, Tacan, and ATC beacon system. Accuracies to 10 ft. have been attained.

SELF-CONTAINED SYSTEMS — Self-contained systems are classified according to the natural phenomena that they observe. The observation is generally used to compute a present position by extending a known past position.

The atmosphere pressure system (Fig. 4) makes use of the fact that barometric pressure differences indicate wind speed and direction. Two sets of barometric and radio altimeter readings are compared to obtain vector normal wind. The ground speed vector is then computed for dead reckoning navigation. A 10-foot error in successive readings will produce a two-mile error in wind value.

Astro or star tracking systems are a refinement of the ancient astronomical system. Electronic equipment is employed to automatically track or detect radio or visual signals from celestial bodies and solve the astronomical triangle (Fig. 5). Astro system accuracies are not available, but accuracies of improved sextants are indicative. With automatic averaging, 50 percent of measurements are within two minutes and 90 percent within 4.3 minutes.

Doppler shift of a transmitted radio wave (Fig. 6) is used to determine the true ground speed vector. New developments use several pencil beams positioned by servo mechanisms. System accuracy of 0.7 to two percent of the distance travelled are obtained.

Inertial systems observe forces in inertial space. A force acting on a mass is doubly integrated to give the distance traveled. Great precision is required in the gyroscopes orienting the accelerometers. Schuler tuning is employed to make gravity-induced errors cyclical instead of cumulative. Target accuracy is one mile of error per hour flown.

CLASSICAL SYSTEMS

SELF-CONTAINED SYSTEMS

SINGLE PATH

MULTIPLE PATH

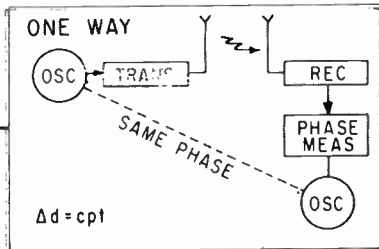
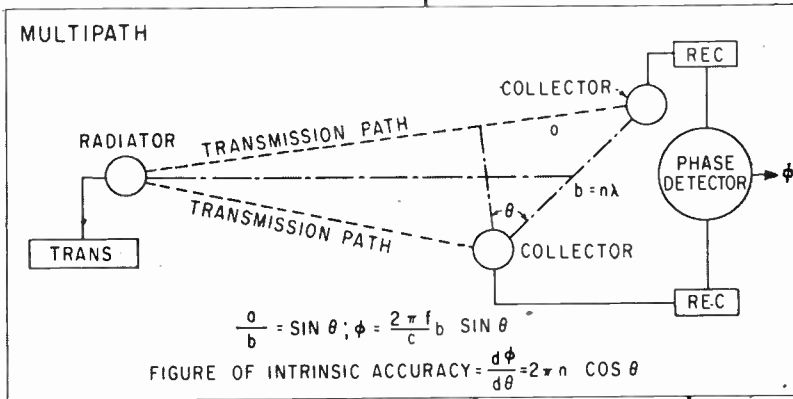


FIG. 2—Error of one way system Δd is product of wave velocity c , oscillator drift in radians p and time t since oscillators were cophased

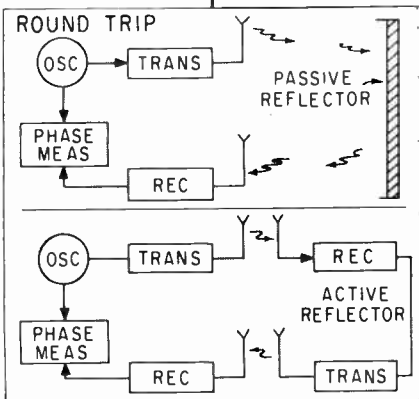


FIG. 3—Round trip system accuracy depends on instrumentation and frequency propagation characteristics. Accuracies of 10 feet have been attained

FIG. 7—Inertial systems determine distance traveled S using force F (spring deflection), mass M and time differential dt . Error factors are errors in acceleration measurement Δa and time t

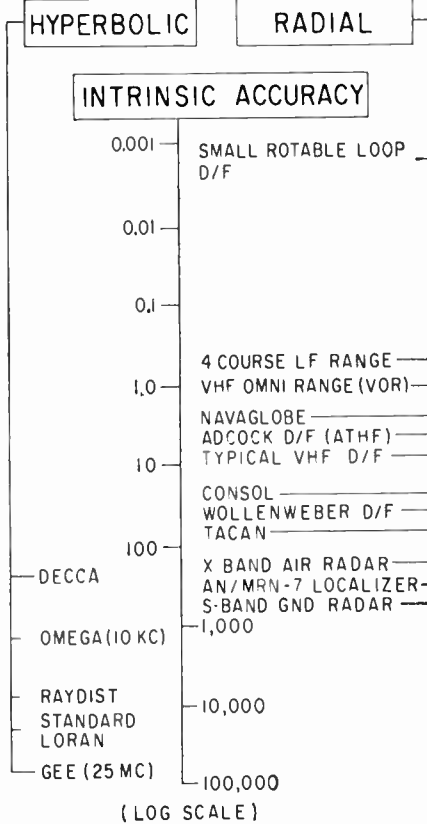


FIG. 1—Multipath system Multipath accuracy factors are difference in path lengths a , distance between collectors b as multiple n of wavelength λ , frequency f , rates of change of phase difference $d\phi$ and bearing $d\theta$, and radio wave velocity c

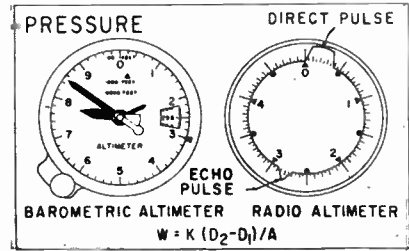
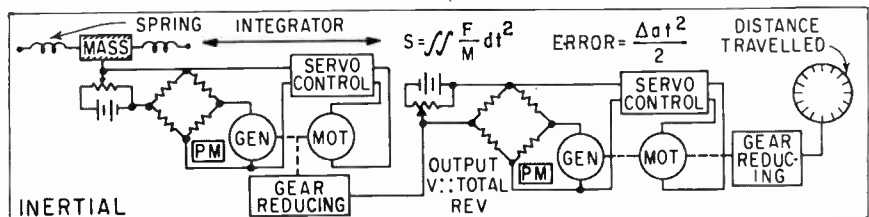


FIG. 4—Windspeed in knots W is found from latitude factor K (from a table), first reading D_1 and second reading D_2 of barometric and radio altitudes, and air distance in nautical miles A

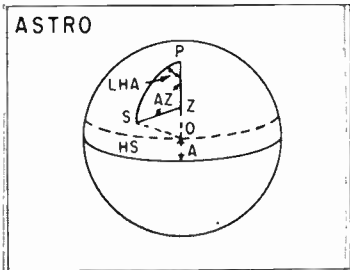


FIG. 5—Astronomical triangle consists of a point Z directly above observer, a heavenly body S , a point directly above north pole P , azimuth angle AZ and local hour angle LHA

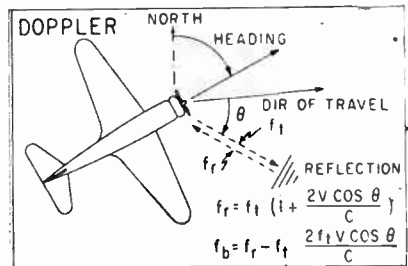



FIG. 6—Doppler navigation factors are frequencies of transmission f_t , received signal f_r , and beat f_b ; aircraft ground speed V , and velocity of radio waves c



Indicator is in center. Reels are connected to epees, which are behind foils

Fast-Moving Sports Contests

jacket is connected to the third wire of the body cord with a detachable clip.

Scoring With Epee

Considering Fig. 1, assume that *epee No. 2* scores a touch. The tip contacts close, applying a negative voltage to the input of transistor Q_1 . Transistors Q_1 and Q_2 form a bistable multivibrator that is called a valid multivibrator. At the start of a fencing action Q_2 conducts, keeping Q_1 and transistor amplifier Q_3 nonconducting. Integrating capacitor C_1 bypasses transients so that the touch must be held until C_1 charges through R_1 and R_2 . When the charge level reaches the critical value of about -1.5 v, the multivibrator flops over lighting red-indicating lamps PL_1 and PL_2 and transmitting a signal to Q_4 and Q_5 .

Transistor Q_4 is the input transistor of a multivibrator oscillator which drives a 4-in. p-m speaker. Capacitor C_2 provides the feedback path; if C_2 is $0.25 \mu\text{f}$, the oscillator tone is about 1,000 cps.

Transistor Q_5 is the input transistor of a timer. With the application of an input signal, the timer input r-c network begins to discharge toward zero v. The timer is set for a given discharge rate. After 0.04 to 0.05 sec the timer flops over, switching on Q_6 . This transistor brings the input stages of all lamp circuit inputs to a potential near ground. This action does not affect the red indication but it prevents any subsequent touch by *epee*

No. 1 from being scored on the green lights, PL_3 and PL_4 . The indicating condition is thus frozen, indicating a touch by *epee No. 2* and sounding tone until switch S_1 is reset. *Epee No. 1* scores touches in the same way when it applies a signal to Q_{11} . Transistors Q_{11} and Q_{12} correspond to Q_2 and Q_3 .

Scoring With Foil

When fencing with foils, switch S_1 is at position *F* and the foils are connected to the circuit junctions indicated by *j* in Fig. 1. Scoring action begins when the closed circuit in the foil tip between tip and blade opens. Assume that *foil No. 2* touches a foul, or invalid, area. A touch opens the tip contacts, applying a negative voltage to input transistor Q_{13} of the invalid-indicating bistable multivibrator. Integrating capacitor C_3 bypasses transients so the touch, to indicate, must be held until C_3 charges to the point of triggering the invalid multivibrator. The multivibrator flops over, lighting the white lamps, PL_5 and PL_6 , and transistor Q_{13} sends an initiating signal to the timer and tone oscillator, as in epee. The timer, after a 2-sec discharge period, sends a disabling signal that prevents further scoring. This signal also goes to the tone oscillator to silence the audible signal.

The $2\text{-}\mu\text{f}$ value of C_3 requires a touch duration of about 0.004 sec. This requirement protects against a false invalid signal that could be caused by poor reel contacts and

momentary openings of the foil tip.

If a touch is made in the valid area, opening of the tip contacts generates a signal to an invalid multivibrator and to a valid multivibrator. As integrating capacitor C_1 is smaller than C_3 , the valid multivibrator flops over before the invalid multivibrator after *foil No. 2* makes a fair touch. The valid multivibrator flops in about 0.002 sec. Actuation of valid multivibrator Q_1 - Q_2 sends signals to the tone oscillator and timer as well as lighting PL_1 and PL_2 .

Simultaneously a signal goes to transistor Q_{10} , which has the job of inhibiting (disabling) the invalid circuitry when a valid touch is scored. Conduction of inhibit transistor Q_{10} grounds the input of invalid multivibrator Q_{13} - Q_{14} , bleeding off the charge building up in C_3 .

If a valid touch arrives and then glances to an invalid target the valid indication is the only one to register, since transistor Q_{10} has disabled the invalid multivibrator. However, if an invalid touch comes first and then glances to the valid area, both valid and invalid indications will show as long as the valid touch arrives before the timer disables all circuits. This action does not extinguish the previously illuminated invalid light; by the time a signal comes from transistor Q_{10} , the invalid multivibrator has flopped.

No touch registers from a touch made on the blade of either an epee or foil.

New Circuit Improves

Use of two discharge tubes that provide a shared cycle of operation makes possible design of a stroboscope with firing rate of 1,000 flashes per second. High-flash intensity and wide variety of triggering methods make instrument useful both in laboratory and industrial applications

By L. H. BARRETT, Electric and Musical Instruments, Ltd., England

FLASH RATE of a stroboscope is limited by the deionization time of gas in the discharge tube and by charging time of the discharge capacitor. The instrument to be described incorporates a circuit that overcomes these difficulties. The device meets a wide range of laboratory and industrial requirements. It increases the usual flash rate of 200 or 300 per second to a maximum of 1,000 per second. Other useful characteristics are an accurate indication of flash rate with several triggering methods as well as a high-intensity flash.

Improved Lamp Operation

The discharge circuit is shown in Fig. 1A.

Assuming no initial charge on C_1 , the cathode of tube V_x is at

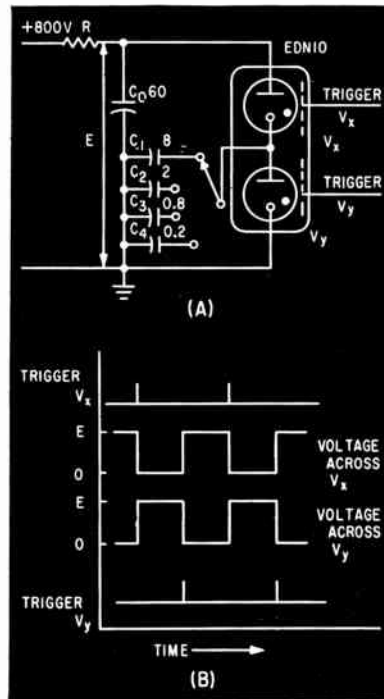


FIG. 1—Lamp circuit with range-switched discharge capacitors (A) is provided with an alternating trigger (B)

ground potential, and application of a positive trigger pulse will initiate an arc discharge charging C , substantially to the voltage of the supply. Tube V_x now has no voltage across it, and the plate of V_y is at potential E . On the arrival of a trigger pulse to V_y , the capacitor discharges through the second tube, and the initial conditions are restored. Examination of the wave-

forms in Fig. 1B relating to this sequence of operations shows that the shared duty cycle provides an extended period for deionization.

The method used to produce the two interlaced trains of pulses necessary for firing the lamp elements in alternating sequence is shown in Fig. 2.



The key unit is the oscillator/trigger circuit, which may be used as a pulse generator or a Schmitt trigger. The oscillator produces pulses of substantially square form and of short rise time. Their frequency is controllable over a range of 5 to 1, and four switched ranges yield a total frequency coverage ratio of 200 to 1. An internal synchronizing signal at power-line frequency may be switched to the oscillator when the stroboscope is used for viewing workpieces rotating at power-line frequency.

When the unit is used as a Schmitt trigger, there are several means by which the output pulse is obtained. The first of these is the application of a sine or square wave to the preamplifier. A photoelectric probe is provided, and this, coupled to the preamplifier input, projects a beam of light on to the surface of a rotating or vibrating object from which light of modulated intensity is reflected into the photocell producing signal pulses of a frequency related to that of the motion of the object under examination.



Stroboscope is a compact $18 \times 10\frac{1}{2} \times 11$ in. and weighs 36 lb

Stroboscope Versatility



Two-element flash tube gives a maximum of two million candles at five flashes per second and fourteen thousand at 1,000 fps

Built for complete portability, the 36-lb stroboscope can operate with the lamp three yards from the chassis. Design permits free air flow for cooling at the expense of operator access to certain components

To meet cases where it is convenient to operate a pair of contacts mechanically from the motion under observation, access to the trigger tube is provided such that each time the contacts are closed a pulse of 75-v amplitude is applied to the grid generating a pulse sequence at the trigger output.

The trigger may also be switched to an internal signal source at power line frequency for purposes of checking or resetting the calibration of the stroboscope ratemeter circuit.

The oscillator/trigger square wave is fed through differentiating networks to a triode version of the conventional Eccles-Jordan trigger circuit. Because of its bistable action in response to negative pulses applied to the grids, this tube pair generates two trains of square waves 180 degrees apart, each having half the frequency of the input wave. From these, narrow spike pulses are obtained by differentiation and applied to the inputs of two similar pulse generators from which the high voltage signals required for operation of the lamp are derived.

The output from one of the Eccles-Jordan circuits is also fed to a ratemeter circuit. This counts the half-frequency signal by integrating means, and the result is displayed on a 6-in. scale meter calibrated in terms of lamp flash rate.

Another useful facility is the read-out pulse fed from this circuit to an output terminal to which may be coupled auxiliary equipment for operation in synchronism with the flash or, where necessary, counting equipment of greater accuracy than the built-in ratemeter.

The frequency range switch on the control panel of the stroboscope operates ganged switch-banks in the circuits of the oscillator, the ratemeter, and the lamp unit.

Oscillator Trigger

Figure 3 shows details of the oscillator/trigger circuit, the mode of operation being controlled by a 3-gang switch. In oscillator connec-

tion, position 1, the circuit takes the form of a cathode-coupled multivibrator with the variable resistor controlling the turnover time. The steep-fronted output wave, as shown, has an amplitude of approximately 60v peak to peak. In the practical case, the value of C is switch-selected to provide four frequency ranges.

In positions 2 and 3 of the selector switches, the circuit is connected as a Schmitt trigger. An output wave similar to that of the oscillator is generated in response to any of the forms of input signal previously described.

The high voltage pulses necessary to fire the two flash tube elements

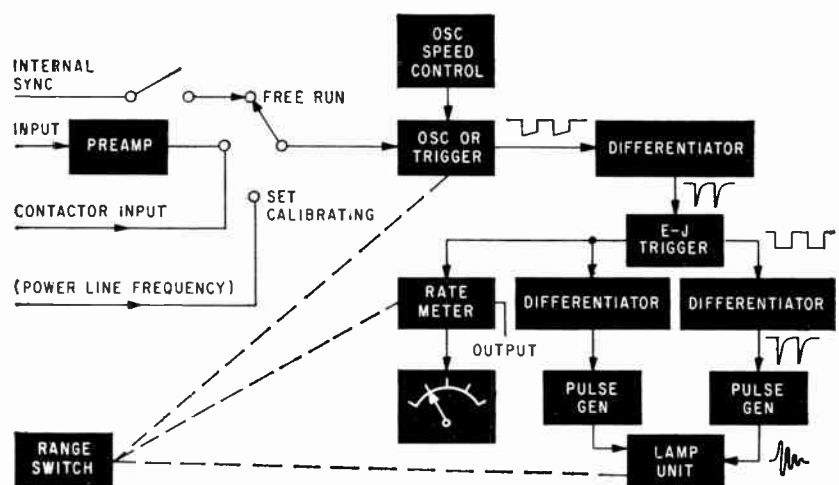


FIG 2—Block diagram of the complete stroboscope

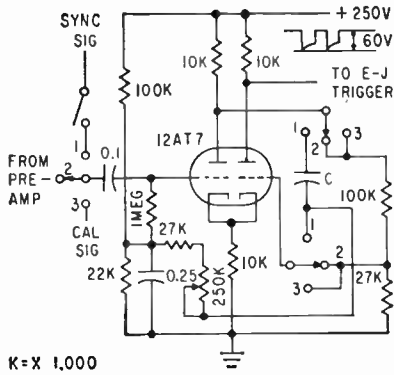


FIG. 3—Three ganged selector switches of the oscillator trigger give cathode coupled multivibrator or Schmitt trigger operation

of the lamp are generated by circuits shown in Fig. 4. One of these units is coupled to each plate of the Eccles-Jordan trigger, thus the outputs are accurately spaced to produce the required alternating trigger sequence.

In the quiescent state, V_2 is cut off because of the negative bias applied to its grid, while V_1 is drawing a small amount of plate current, thus holding both cathodes at a low positive potential. The incoming square wave is differentiated at the network C_1, R_1 , and the negative voltage spike cuts off V_1 . The resulting positive transient at V_2 grid switches V_2 to peak plate current. Since V_1 immediately regains a state of conduction, the grid potential of V_2 falls rapidly, returning the tube to cutoff.

Lamp Circuit

The arrangement of the lamp and its associated components is shown in Fig. 1A. The high voltage for the plates is obtained by full-wave

rectification making it necessary to insert a series resistance, R , to protect the rectifiers from the very high peak currents drawn during lamp discharge. The effect of R is reduced, however, by the presence of C_o . During alternate lamp discharges, the selected capacitor, C_r , is charged from C_o to a voltage $V = E[C_o/C_o + C_r]$. If C_o is large compared to the highest value of C_r , the energy loss is small. The value of R is at the same time fixed at the lowest value affording adequate rectifier protection in order to minimize reduction of the voltage E as the mean charging current to C_o rises with increasing flash frequency. The switch, ganged with the range switch of the oscillator/trigger circuit, selects the discharge capacitor that gives maximum permissible lamp power at the highest flash frequency of the range.

The lamp consists of two U-shaped discharge tubes mounted on a common base and enclosed in a single toughened glass envelope. It is designed for maximum stability of the 300-amp peak arc discharge.

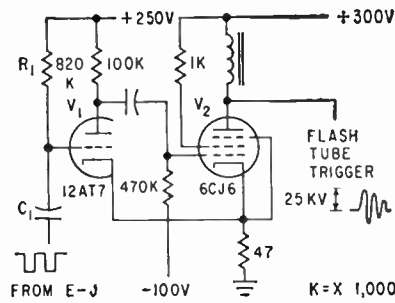


FIG. 4—Pulse generator's cathode-coupled resistor speeds the rate of change of current

The xenon filled tube produces a white daylight flash which, when mounted in a 9-in. diameter reflector, is magnified approximately 40 times.

Ratemeter

The flash rate is metered by measuring the mean charging current through a capacitor supplied from a pulse voltage of constant amplitude.

Referring to the circuit shown in Fig. 5, the square wave from the Eccles-Jordan trigger is applied to the grid of the pentode section. The plate load of this tube is of a value high enough to produce saturation on the positive-going grid excursion. The amplitude of the input signal is sufficient to produce cutoff on the negative swing. Since the positive supply line voltage is regulated, the output is a square wave of constant amplitude. This is then fed to the cathode follower stage, which supplies the metering circuit, in which a selected capacitor is charged to constant voltage at each signal pulse through the bridge rectifier unit and meter load. Capacitor C_1 provides sufficient damping to ensure an adequately steady reading down to the lowest frequencies.

The meter is calibrated by adjusting the charging voltage to give a correct reading on a known input frequency. Thus, on range 1, R_1 is first set to give the correct meter reading for an injected signal having a frequency near the center of the range after which R_2, R_3 , and R_4 are set for signals of the corresponding range center frequencies. High stability capacitors minimize calibration drift of these ranges relative to range 1, and, under normal circumstances, it is necessary to adjust only R_1 to restore overall accuracy in the event of small changes in charging voltage. In the case of the triode section, the effect of slope variation is largely nullified by the high resistive loading presented to the cathode follower by the meter circuit.

The author wishes to thank F. R. Ellory, the directors of E. M. I. Electronics, Ltd., and Ferranti Ltd., for their cooperation and assistance in the design and development of this stroboscope.

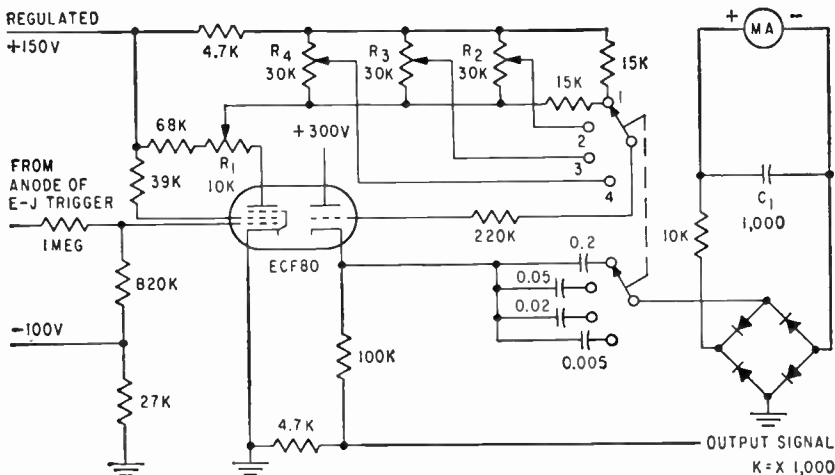


FIG. 5—Ratemeter circuit is provided with range switching and calibration facilities

Permanent Magnets at Extreme Temperatures

Alloy magnets can be used over a wide temperature range. Test data and equations are useful for design work

By J. E. GOULD, Permanent Magnet Association, Sheffield, England

AIRCRAFT, MISSILE and nuclear energy requirements are rapidly expanding the temperature range in which permanent magnets must operate. The changes temperature cycling can make are: (A) metallurgical changes which affect the hysteresis loop, (B) irreversible loss or decrease in magnetic strength (which can be recovered by remagnetization) and (C) reversible changes which can be substantial but disappear on return to normal temperature.

(A) Magnets are not normally used at temperatures where metallurgical changes occur and only rough estimates of such performance can be made. The widely used Alnico alloys, when correctly heat treated, are immune to such changes from -180 C to $+550$ C.

(B) Irreversible decrease in magnetic strength varies with the alloy and the dimension ratio or mean working point of the particular magnet. Alcomax III (US Alnico 5) operates with maximum energy when the working point is at a ratio, $-B/H$,

of 18 to 20. If a magnet with a working point at these or higher ratios is cooled to -70 C, there will be no change in strength. In a shorter magnet with a lower working point, the flux loss will be 1 or 2 percent. The nondirectional Alnicos do not suffer from sub-zero temperatures but have higher losses from high temperatures. These effects are shown in Table I.

The flux changes, both from high and low temperatures, are substantially completed on the first thermal cycle. Thus an Alnico permanent magnet can be stabilized against such changes by experiencing a thermal cycle greater than that which is effective in operation.

(C) Variation of magnetic strength in the usual temperature range is about -0.02 percent per deg C. For a wider temperature range, reversible changes up to 550 C can be expressed by a quadratic. For directional Alcomax the loss is given by: percent loss = $0.01T + 0.13 \times 10^{-4}T^2$, where T is the temperature rise in deg. C. For nondirectional Alni and Alnico (US Alnico 3 and 2) the change is somewhat more: percent loss = $0.01T + 0.27 \times 10^{-4}T^2$.

A summary of this data on the temperature behavior of typical directional and nondirectional alloys at temperature to 550 C is given in the table. The use of Alnicos, particularly the directional ones, at temperatures up to 700 C is not impossible but the changes are larger and less predictable. Periods of 20 hours upwards at 700 C are sufficient to reduce $(BH)_{max}$ of Alcomax III from over 5×10^6 to 2.0×10^6 and coercivity from 670 to 240. If a magnet is designed to suit such values (as by having excessive length), then a usable magnet up to 700 C may result, but only cut and try methods can be used to attain a specified performance.

Table I—Temperature Characteristics of Some Alloys

British	USA (Alnico)	Alcomax ^a		Alnico ^b	Alni ^b
		III	IV		
Properties at Room Temperature	B , (gauss) H , (oersted) $(BH)_{max}$	12,500 670 5.1×10^6	11,200 750 4.3×10^6	7,250 560 1.7×10^6	6,200 480 1.25×10^6
(A) Temperature for metallurgical change (deg C)		550	550	550	550
(B) Percent irreversible losses caused by:	-70 C 300 C 550 C	0 to 2 1.0 2.2	0 to 2 1.1 2.6	0 5 10	0 11 28
(C) Percent reversible losses after first thermal cycle at:	300 C 550 C	4 9	4 9	5 13	5 13

(a) Directional or anisotropic grade (b) Non-directional or isotropic grade

BIBLIOGRAPHY

- A. G. Clegg, Effect of Low Temperature on the Stability of Permanent Magnets, *Brit Jour App Phys*, 6, p 120, 1955.
 A. G. Clegg and M. McCaig, The High Temperature Stability of Permanent Magnets of the Iron-Nickel-Aluminum System, *Brit Jour Phys*, 9, p 144, 1958.
 J. E. Gould, Permanent Magnet Stability, *Instrument Practice*, 12, p 1,083, 1958.

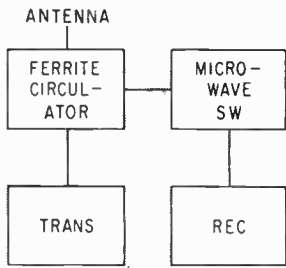


FIG. 1—Duplexing circuit has micro-wave switch for high isolation

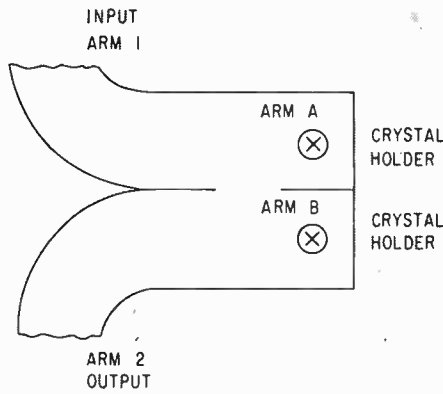


FIG. 2—Short-slot hybrid absorption switch has wide bandwidth application

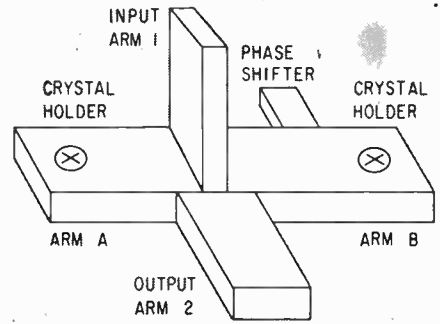


FIG. 3—Magic tee switch provides high isolation at the expense of bandwidth

Crystal Switches Bring


HIGHER REPETITION RATE duplexing systems provide an important key to more useful radar operation. Such fast switching operation may be obtained with a ferrite circulator, but its usefulness is limited by the amount of receiver isolation it provides. The circuit shown in Fig. 1 employs a microwave switch to absorb a large amount of the transmitter leakage

over a narrow region in X-band. High isolation is obtained by using an absorption switch to dissipate incident transmitter leakage. Switching is accomplished by the use of a short-slot hybrid balanced mixer or a magic tee with crystal mounts in the coplanar arms. With proper biasing, the crystals are made to reflect or absorb the incident signal power.

ive, and the bias of the second switch is modulated.

Short-Slot Hybrid

A short-slot hybrid switch is shown in Fig. 2. If the crystals are removed from their holders and the sections are matched, half the signal power from the input arm will enter arm A, and half will enter arm B. The wave entering arm B from the input will differ in phase from the wave in arm A by 90 deg. The reflected waves from the short in arms A and B will again split at the interruption. The wave entering the output from A will be shifted in phase by 90 deg, and the wave entering arm 1 from B will be further shifted by 90 deg. The reflected waves at the input thus cancel while the sum of the wave amplitudes at the output is equal to the input amplitude. If perfect reflec-



Two types of absorption switches are the magic tee (top) and short-slot hybrid (bottom). Choice of switches is largely a matter of convenience

signal that passes through the ferrite, without introducing excessive insertion losses.

The switch, capable of absorbing 100 to 200 milliwatts, is an extension of the findings of earlier investigators.^{1, 2, 3, 4} It gives an isolation of approximately 25 db with a minimum loss during the receiving period. It is operated by a 400 kc square wave having a 0.1 μ s rise and fall time.

The frequency of operation is

An important advantage of the absorption switch is that at certain power levels its operation without external modulation is similar to that of a T-R tube. If no external bias is applied to the crystals, the switch has about 1 db insertion loss or less at incident powers less than 0.1 milliwatt. In tests using a 1N263 crystal, an increase in power resulted in a greater insertion loss. This loss reached a maximum of about 21 db at about 250 milliwatts. At powers above 250 milliwatts, the insertion loss drops to 10 db at 500 milliwatts. Since the switches are to be used at power levels of 100 to 200 milliwatts, they are self-operative. If switching operation were required at low or intermediate levels, modulation of crystal bias would be necessary.

A single switch can readily give an isolation of about 20 db, but isolation of nearly 40 db at power levels of 100 to 500 milliwatts is possible if cascaded switches are used. In such an operation the first switch is allowed to be self-opera-

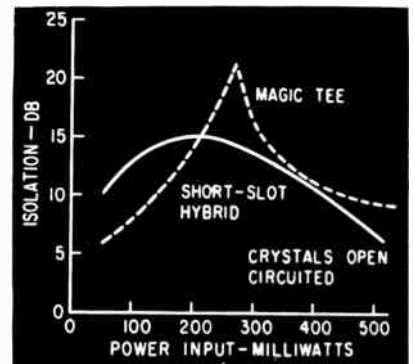


FIG. 4—At a given frequency of oscillation the magic tee provides greater isolation in the operating range

Receiver isolation in high-speed radar operation need not be limited by switching techniques. Absorption switches using semiconductor diodes greatly improve isolation making better operation possible

By R. LUCY, Applied Research Laboratory, Sylvania Electronic Systems, Waltham, Mass.

Greater Radar Utility

tion occurs in *A* and *B*, there is no loss, and the input power equals the output power.

The absorption crystal switch is designed about this structure. If isolation is desired between arm 1 and arm 2, the crystals are biased to match the characteristic impedance of the structure. Most of the power is then absorbed in the crystals and the output approaches zero. If the signal is to be transmitted, the crystals are biased to mismatch the structure, and the energy is reflected from the crystals and passed to the output. The insertion loss as well as the isolation is due primarily to absorption in the crystals.

Magic Tee

The magic tee operates on the same principle as the short-slot hybrid switch. Crystal holders are placed in the coplanar arms as shown in Fig. 3. A phase shifter adjusted to 90-deg phase shift per pass is inserted in one arm.

With the crystals removed, the signal enters arm 1 and splits into arms *A* and *B*. The signal passing down arm *B* will be reflected and arrive back at arm 2 in phase with the signal from arm *A*. The signals then add and pass to the output. With crystals inserted, a switching action can be obtained by biasing the crystals to match the line and absorb when isolation is required or by biasing them to a severe mis-

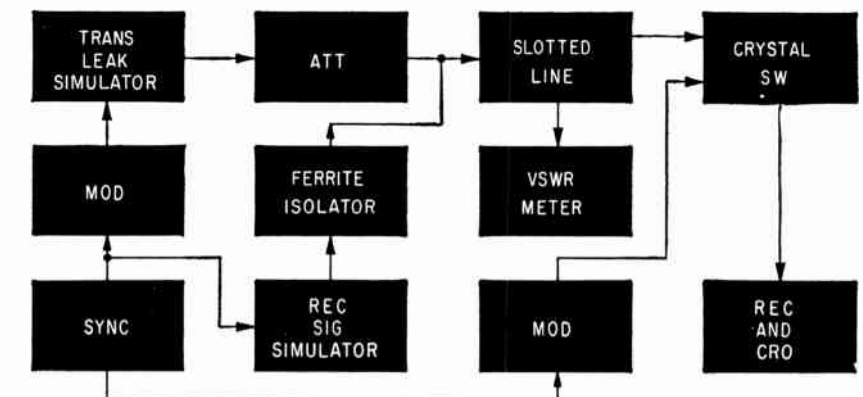


FIG. 5—A klystron is used as the transmitter leakage simulator, and a conventional signal generator simulates the received signal

match for maximum transmission. Isolations greater than 30 db with an insertion loss of less than 1 db have been measured. Slightly better high-power operation has been achieved with the magic-tee switch than with the hybrid.

The choice of a hybrid or magic tee absorption switch is largely a matter of convenience. Although Fig. 4 shows that higher isolation is possible with the magic tee, it is obtained at the expense of a narrowed bandwidth. This limitation is introduced by the phase shifter in the circuit; however, wide band phase delay circuits are available² which can make the magic tee as versatile as the hybrid.

Modulation Tests

At low leakage levels, crystal modulation is necessary. The experimental setup is shown in the

block diagram of Fig. 5. A 500 milliwatt klystron gated at 400 kc simulates transmitter leakage. A simulated receiver signal of much lower level is fed in parallel with the klystron to the crystal switch. In actual practice the receiver signal will have approximately the same shape as the transmitter, but for the test it is sufficiently accurate to use a short pulse from a conventional signal generator timed to occur when the klystron is off.

REFERENCES

- (1) R. F. Sullivan and R. C. LeCraw, New Type Ferrite Microwave Switch, *J Appl Phys* 26, p 1,282, 1955.
- (2) J. Weiss, An Interference Effect Associated with Faraday Rotation and Its Application to Microwave Switching, *Proc of Boston Conference on Magnetism and Magnetic Materials*, Oct. 16, 1956.
- (3) M. Armistead, E. Spencer, R. Hatcher, Microwave Semiconductor Switch, *Proc IRE*, 44, p 1,817, Dec. 1956.
- (4) R. Garver, E. Spencer, and R. LeCraw, High Speed Microwave Switching of Semiconductors, *J Appl Phys* 28, p 1,336, Nov. 1957.
- (5) H. Sohon, Wide Band Phase Delay Circuit, *Proc IRE*, 41, p 1,050, Aug. 1953.

Graphical Analysis of Coupling Networks

Shows how to speed up design of resistor voltage dividers. Diagrams indicate relation of operating conditions to resistor and voltage-supply tolerances

By JOHN G. KOCH, Electrical Project Engineer, Motorola, Inc., Phoenix, Arizona

TIME AND EFFORT can be saved by using a graphical approach when designing resistive coupling networks. The graphical method to be discussed can be used for resistive-coupling problems when the load draws a negligible current and the network is not frequency dependent.

Referring to Fig. 1A, $E_o = E_i R_2 / (R_1 + R_2)$. This voltage-divider relation is graphically shown in Fig. 1B. The graphical relation shows that $p/R_2 = 1 / (R_1 + R_2)$. Consequently, $p = R_2 / (R_1 + R_2)$ and $E_o = pE_i$.

Figure 2 is a nomograph which expresses the relationship between R_1 , R_2 and p . The nomograph also shows R_1 and R_2 multiples of either the standard RETMA or MIL-R-10509 series and p with the equivalent voltage loss in db.

Several examples will be given to demonstrate the usefulness of the graphical approach.

Example 1

In the following example (No. 1), the problem is to directly

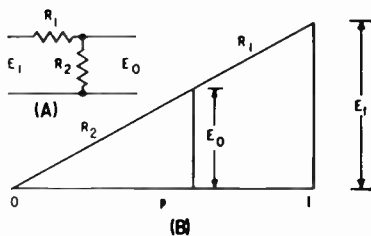


FIG. 1—Resistor voltage divider (A) and voltage-divider diagram (B)

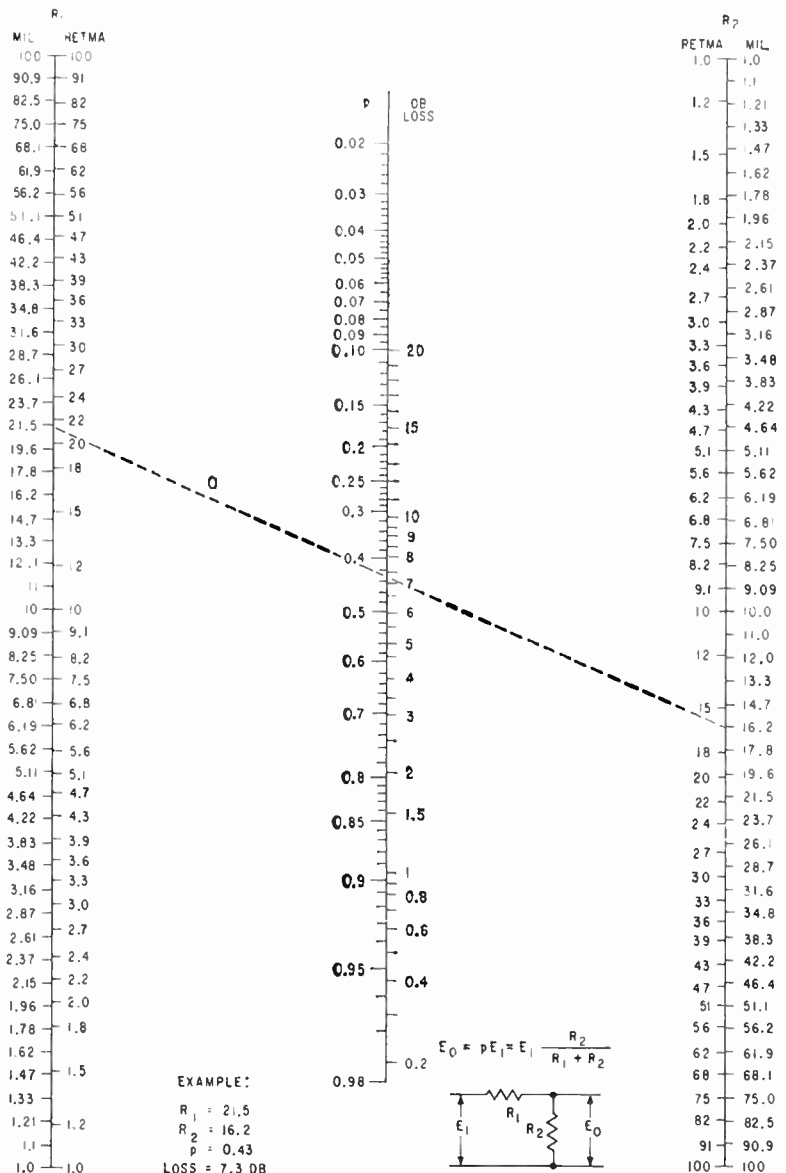


FIG. 2—Nomogram for designing resistor coupling networks

**MERCK
HAS ALL
FOUR FORMS
OF**

S

**IN
PRODUCTION
QUANTITIES**

**BASE BORON CONTENT
BELOW ONE ATOM OF BORON PER
SIX BILLION SILICON ATOMS**



Silicon production facilities of the Electronic Chemicals Division of Merck & Co., Inc. in Danville, Pennsylvania.

ilicon

***MERCK DOPED SINGLE CRYSTAL SILICON**—offers doped float zone refined single crystals of high quality at low costs. Yields of usable material are reported to be especially high when device diffusion techniques are used with these crystals. Float zone single crystals doped either "p" or "n" type with resistivities from 0.1 to 300 ohm cm. any range plus or minus 25% with high lifetimes, available in diameters of 19 to 21 mm., and random lengths of 2 to 10 inches.

NOTE: Doped single crystals float zone refined in other diameters, resistivities, or lifetimes not listed above can be furnished as specials.

MERCK HIGH RESISTIVITY "P" TYPE SINGLE CRYSTAL SILICON—offers float zone refined single crystals of a quality unobtainable by other methods. Available with minimum resistivity of 1000 ohm cm. "p" type and a minimum lifetime of 200 microseconds, diameter 18 to 20 mm., random lengths 2 to 10 inches.

MERCK POLYCRYSTALLINE BILLETS—have not previously been melted in quartz, so that no contamination from this source is possible. Merck guarantees that single crystals drawn from these billets will yield resistivities over 50 ohm cm. for "n" type material and over 100 ohm cm. for "p" type material. Merck silicon billets give clean melts with no dross or oxides.

MERCK POLYCRYSTALLINE RODS—are ready for zone melting as received . . . are ideal for users with float zone melting equipment. Merck polycrystalline rods are available in lengths of $8\frac{1}{2}$ to $10\frac{1}{2}$ inches and in diameters of 18 to 20 mm. Smaller diameters can be furnished on special order. In float zone refining one can obtain from this material single crystals with a minimum resistivity of 1000 ohm cm. "p" type with minimum lifetime of 200 microseconds or the material can be doped by user to his specifications.

**NOTE: Extended resistivity range.*

© Merck & Co., Inc.

For additional information on specific applications and processes, write Merck & Co., Inc., Electronic Chemicals Division, Department E879, Rahway, New Jersey.

Electronic  **Chemicals Division**
MERCK & CO., INC. • RAHWAY, N. J.



couple the plate of a pentode video amplifier to the grid of the following stage with a network composed of two MIL resistors. Power supplies are +250 v and -150 v. Quiescent plate potential is 200 v and the desired grid potential is zero.

Sketch a voltage-divider diagram on graph paper (Fig. 3). Connect the $p = 0$, $y = -150$ v, point with the 200 v point on the

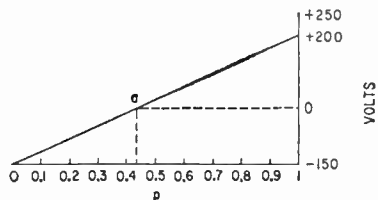


FIG. 3—Voltage-divider diagram for example 1

voltage axis. Find the intersection of this line with zero v (point a). Drop a line from point a to the p axis. This line gives the value 0.432 for p .

In Fig. 2, for $p = 0.432$, the attenuation is 7.3 db. Select a convenient value for R_1 . Draw a line that joins this value of R_1 with the desired value of p and note the intersection of this line on the R_2 axis. Intersection may or may not fall on one of the standard values for R_2 . Continue this until standard values for R_1 and R_2 are obtained, as indicated by line a .

To determine the value of resistors R_1 and R_2 , assign an arbitrary value of 1 ma for the approximate current that will be drawn by the network. The sum of $R_1 + R_2$ is then $(200 \text{ v} + 150 \text{ v}) / 1 \text{ ma} = 350,000$ ohms. Multiply the R_1 and R_2 scales by 10^4 to fit this solution.

The values indicated by line a are $R_1 = 215,000$ ohms, $R_2 = 162,000$ ohms and loss = 7.3 db.

Example 2

The problem is to justify using 1-percent tolerance resistors in the network that has just been calculated and to justify using a 5-percent tolerance resistor in

the plate circuit of the video amplifier rather than a ± 20 -percent composition resistor. Assume the quiescent plate current is 5 ma through a 10,000-ohm (± 5 percent) plate-load resistor. The maximum deviation expected in the 1-percent-tolerance resistors is ± 5 percent and the maximum deviation expected in the 5-percent tolerance resistor is ± 20 percent.

Plate voltage can be anywhere between $250 \text{ v} - (12,000 \text{ ohms}) (5 \text{ ma}) = 190 \text{ v}$ and $250 \text{ v} - (8,000 \text{ ohms}) (5 \text{ ma}) = 210 \text{ v}$. This excursion is due to expected plate-load resistor changes.

Construct a voltage-divider diagram. Mark the limits of the plate-voltage swing on the voltage axis and connect each point with point $p = 0$, as shown in Fig. 4.

Maximum deviation about the original p point will be ± 5 percent due to changes in the precision resistors. Calculate the excursion of p and find these two points on the p axis. Draw a line vertically from each of these two points, thus intersecting the $R_1 + R_2$ lines. The area enclosed by these lines indicates the operating region of the grid under the assumed conditions. It may be necessary to explore the use of a precision resistor in the plate load to reduce the variation possible in grid potential. In this example the grid potential swings over a range of -12 to $+13$ v.

Example 3

A regulated power supply is to be designed to deliver 250 v. A reference of -87 v is to be used with this supply. A 10,000 ohm potentiometer (R_1 , in Fig.

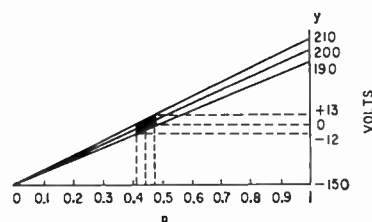


FIG. 4—Voltage diagram for example 2

5) must adjust output voltage e_o over a swing of $+5$ v to -15 v.

Draw the basic voltage-divider diagram and extend the voltage axis from -100 v to $+250$ v. Find the point $p = 0$ and -87 v. Connect this point with the $+250$ v point on the voltage axis with a straight line. Find p_2 by dropping a vertical line to the p axis from the point on the diagonal corresponding to $+5$ v. Similarly, find p_1 by dropping a vertical to the p axis from the -15 v point on the diagonal.

Current through this network is equal to $|5 \text{ v} - (-15 \text{ v})|$ divided by 10^4 ohms, or 2 ma. As this current is common to the network, $R_3 (p_2 - p_1) = R_2 / (1 - p_2) = R_3 / p_1$, and $R_3 = R_1 p_1 / (p_2 - p_1)$, and $R_2 = R_1 [(1 - p_2) / (p_2 - p_1)]$.

In this problem, $p_1 = 0.215$ and $p_2 = 0.275$. Consequently, $R_2 = 121,000$ ohms and $R_3 = 35,800$ ohms. Use the nomograph to

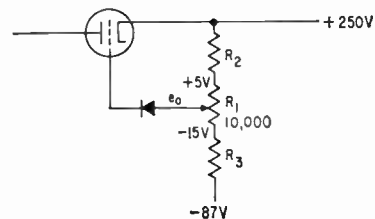


FIG. 5—Design of resistor voltage divider is discussed in example 3

select the nearest standard resistors.

Attenuation of the network is found by using p_1 and p_2 . In this example the loss is between 13.3 db and 11.2 db.

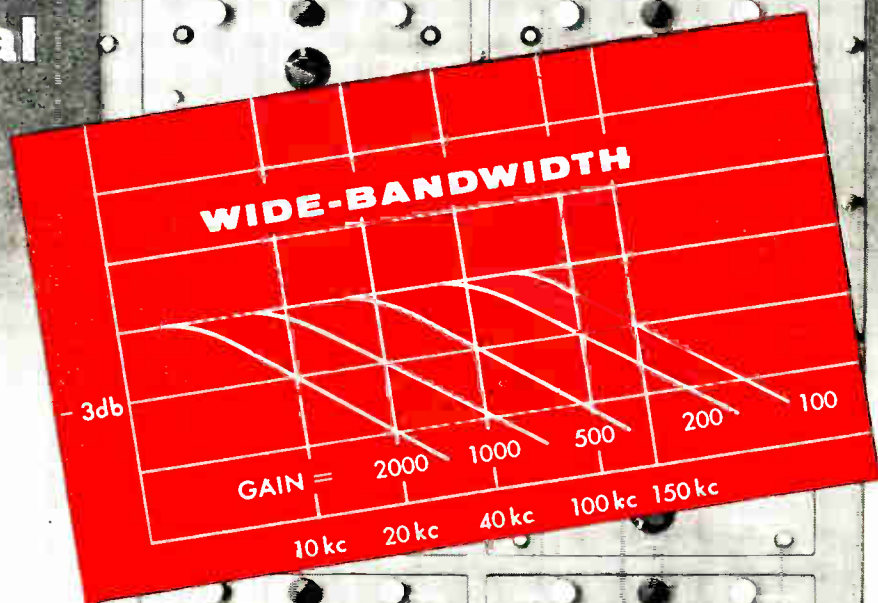
Other Applications

Many other simple coupling problems can be solved graphically. An extension of the problem in EXAMPLE 3 might, for example, include the tolerances of the three resistors and the expected variation in the reference voltage. Another representative problem would be the design of a multivibrator to insure cutoff under all conditions of resistor and power-supply variation.

Wide Bandwidth with True Differential Input

► Only Epsco Instrumentation Amplifiers give you all these features...

- WIDE BANDWIDTH . . . dc to 150 kc at gain of 100
- TRUE DIFFERENTIAL INPUT . . . true balance, low capacity
- HIGH COMMON MODE REJECTION . . . 200,000 to 1 dc . . . 50,000 to 1 ac
- HIGH GAIN . . . selectable gains of 100, 200, 500, 1000, 2000
- HIGH STABILITY . . . drift less than $2\ \mu\text{v}$ per day; less than $5\ \mu\text{v}$ long term cumulative drift
- LOW NOISE . . . less than $3\ \mu\text{v}$ rms to 50 cps
- HIGH POWER OUTPUT . . . ± 20 volts, up to 40 ma
- 100,000 OHM INPUT IMPEDANCE
- FAST RISE TIME . . . $2.3\ \mu\text{sec}$. for full scale step input at gain of 100
- WIDE DYNAMIC RANGE . . . unsaturating at twice nominal output
- NO ADJUSTMENTS OR CALIBRATIONS
- NO BATTERIES



With the ever-increasing need for greater accuracy in dynamic instrumentation the demand for an expanding bandwidth in signal amplification becomes more and more urgent. Epsco Instrumentation Amplifiers not only meet the bandwidth challenge, but they also provide true differential input.

Available rack-mounted or in portable units. Write for Bulletin 105801 for complete technical information and options available.

Epsco 
First in data control

Epsco, Inc., Instruments & Equipment Division, 275 Massachusetts Ave., Cambridge, Massachusetts


Multiple-Dish Radio Telescope

NEW-TYPE radio telescope at Stanford University is only half built but is already probing the sun's atmosphere with spectacular precision. When completed it will possess the highest resolution of any radio telescope in the U. S.

The project is being financed by grants from the Air Force Office of Scientific Research. At present it consists of 16 solid aluminum dish antennas interconnected mechanically and electronically, each 10 ft in diameter and mounted on a concrete pedestal. Ranged in a 375-ft row across a campus meadow, they are synchronized to move in unison, scanning the sun all day as it passes through the sky.

Later a matching row will bisect the first, making a cross of 32 dishes. The telescope's resolution will then be equal to that of a steerable dish antenna 375 ft in diameter. So far the largest is a 250-ft device in England.

A radio telescope's beam or resolving power varies inversely with its size. The beam of Stanford's radio telescope is now about 1/15



THE FRONT COVER. Stanford University's as yet uncompleted radio telescope will have beam dimensions of 1/15 deg in both directions

deg in one dimension and $2\frac{1}{2}$ deg in the other. With its second row of dishes working, the beam will be only 1/15 deg in both dimensions.

Results may be recorded on paper tape, or a radio photograph of the entire solar orb can be completed in about 30 minutes. Clouds will not affect antenna efficiency.

At night, the telescope will be used to observe the stars, but it is designed primarily for studies of

the solar chromosphere. A goose-neck waveguide in the center of each dish is tuned to 3 kmc, corresponding to microwaves from this region of the sun's atmosphere.

The telescope should help determine the height of the emitting regions above the solar chromosphere. It is thought that these fiery pillars are cylindrical. Theory has it that the different wavelengths received correspond to the depth of such pillars of flame.

Readout System Offers Very High Speed

DIGITAL readout can be done at rates up to 20,000 letters, numbers and symbols per second with a newly developed system. Called Videograph, the process can also greatly speed some types of communications and document reproduction.

The system by A. B. Dick Co. can translate binary pulses directly from a computer or from magnetic tape, paper tape or punched cards. It can either print results or display them on a tv screen.

The process can operate as a facsimile system for high-speed scanning and direct reproduction or transmission of graphic material, such as original documents or microfilm. Computer or facsimile information can be reproduced on cards, labels or sheets up to legal size for distribution or filing.

Another feature of the Videograph process is its ability to instantly print out pictures of moving objects which pass in front of a specially adapted tv camera.

Operation

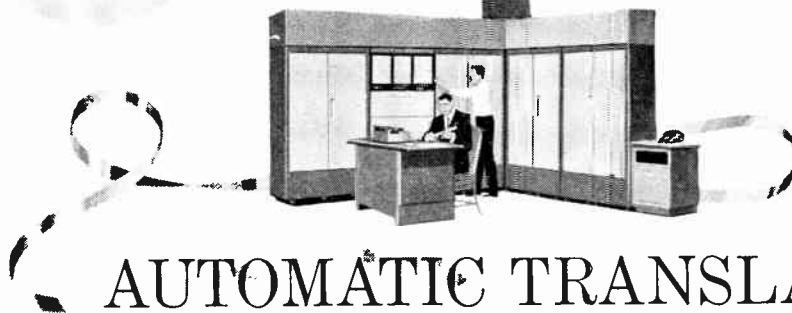
For document reproduction, the master is read by a flying-spot scanner. The resulting video is applied to a special crt developed at Stanford Research Institute under the sponsorship of the A. B. Dick Co. A matrix of fine wires is imbedded in the face of the crt perpendicular to the face. Plastic-coated electro-

Remotely Controlled Bulldozer



Operation of bulldozers in hazardous areas is accomplished remotely with a standard Signal Corps radio. The system, performing 13 distinct functions to control the bulldozer, was developed at the U. S. Army Engineer Research & Development Laboratories, Fort Belvoir, Va.

автоматический перевод
вычислительные машины
способствуют исследова-
нию языков



AUTOMATIC TRANSLATION

Computing machines aid language research at Ramo-Wooldridge

To formulate rules for automatic language translation is an enormously subtle and complex project. Yet significant progress is being made. During the past year of research at Ramo-Wooldridge over 60,000 words of Russian text have been translated and analyzed using an electronic computer. From the beginning several hundred syntactic and semantic rules have been used to remove ambiguities that are otherwise present in "word for word" translation. Our present computer program for automatic translation is a considerable improvement over earlier attempts.

Apart from the question of translation itself, electronic computers are invaluable for language research. The expansion of existing knowledge of the rules of language, through statistical analysis, is made practical by mechanized procedures. A clear symbiosis between linguistics and computer technology has emerged.

Automatic translation research is one of many R-W activities addressed to problems of communication of

scientific information. These problems are increasing at an accelerating pace. In this area, as in others, scientists and engineers find at Ramo-Wooldridge challenging career opportunities in fields important to the advance of human knowledge. *The areas of activity listed below are those in which R-W is now engaged and in which openings also exist:*

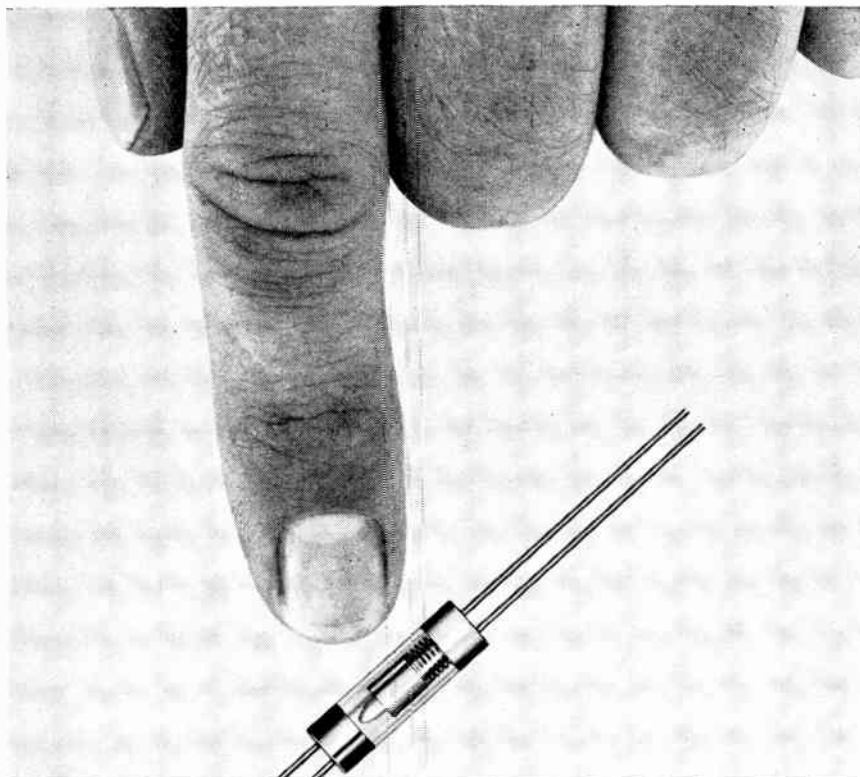
- Missile electronics systems
- Advanced radio and wireline communications
- Information processing systems
- Anti-submarine warfare
- Air navigation and traffic control
- Analog and digital computers
- Infrared systems
- Electronic reconnaissance and countermeasures
- Basic and applied physical research

For a copy of our brochure or other information, write to Mr. Donald L. Pyke.



RAMO-WOOLDRIDGE

P. O. BOX 90534, AIRPORT STATION • LOS ANGELES 45, CALIFORNIA
a division of **Thompson Ramo Wooldridge Inc.**



protect your circuits ...REPLACE FUSES WITH A Thermocal switch


PYRISTOR® ...protects your
equipment circuitry...precisely

NEW miniature, hermetically sealed, single-shot, current-sensitive switch for positive overload protection and for current operated triggering devices.

RELIABILITY *in critical environments*
... from -100° F. to $+1000^{\circ}$ F. continuous.
... closing time 1 millisecond to 5 seconds.

Write for new
Brochure containing
complete specifications:
advanced concepts of
precision specialty
switches for maximum protection

thermocal



1631 COLORADO AVENUE
SANTA MONICA, CALIFORNIA

We're at WESCON Booth #3626 East Exhibit Hall

statically charged paper is passed in front of the tube face so that it is also perpendicular to the wires.

Energy from the electron beam as it sweeps the crt face alters the charge on the paper directly with beam intensity. The latent image on the paper is thus a direct reproduction of the information contained in the video signal.

The unusually fast readout is attributed to the wire matrix. The wires are simply conductors and are not limited by response time.

If it is desired to transmit graphic material over great distances, the video signals may be transmitted over coaxial cables or via a microwave link. Synchronizing signals control timing of the equipment at the receiving site.

For use with digital computers, the digital data is converted to video signals. Buffer storage permits the Videograph system to edit the computer data for the particular application.

Applications

A wide variety of uses are foreseen for the equipment. For example, two systems will operate in conjunction with a new electronic computer being procured by a publishing firm in which about 10,000,000 subscriber records will be processed on magnetic tape.

The equipment will receive coded information from the computer tapes and edit it to reject unwanted information, such as expired subscriptions. Edited signals are sent to the printer, which will prepare rolls of magazine address labels at 36 labels per second. The machine has automatic paper splicing and roll changing mechanisms to permit completely uninterrupted operation.

The two printers will prepare over 10,000,000 address labels per week on a one-shift basis. This load is now being accomplished by eighteen machines working two shifts.

Radar Techniques Used to Study Ionosphere

APPLYING special radar techniques, the National Bureau of Standards has developed a promising technique for studying physics of the upper ionosphere.

Vhf waves are used, most of which pass through the ionosphere, including those layers that reflect lower frequencies. In passing, part of the vhf energy excites electrons in the upper atmosphere—above heights of 50 miles. This causes scatter, which returns low-power r-f to earth. A high-power vhf radar transmitter and special antenna are used to observe the vertically returned scattering.

This method of observing vertically returned scattering permits studies of ionization at all levels of the atmosphere, even above reflecting layers, well into outer space. Recent preliminary experiments detected results of scattering up to 400 miles. Refinements of the experimental setup are expected to extend range.

Until these experiments, radar-type ionospheric soundings depended on observation at high frequencies (3 to 30 mc) of intense reflections from ionospheric layers dense enough to reflect the wave completely. Thus, studies have largely been confined to determinations of heights and characteristics of maximum-density layers of the ionosphere.

Temperature Measurements

The technique should extend knowledge of the ionosphere by making possible temperature as well as electron-density measurements of the upper atmosphere. Such observations can confirm rocket-derived measurements but are more suitable for long-term studies of changes in the ionosphere due to diurnal, seasonal and solar activity variations.

Signals at 41 mc, generated by a transmitter capable of delivering 6 million watts peak power, are pulsed into the fixed antenna. Beam width of the antenna is about 4 deg. Pulses range from 50 to 150 μ sec and are repeated at a rate sufficient to maintain an average power of 40,000 watts.

Four acres of land are covered by the antenna array, which is composed of 1,024 half-wave dipoles, 4½ ft above a ground-reflecting screen. Antenna operation was checked by total power recordings from the radio point source in the constellation Cygnus (Cygnus A), which happens to pass through the center of the beam.

Thermocal
EXTENDS THE CONCEPT OF
reliability
IN TEMPERATURE SWITCHING

THYRASTAT[®]

...fail-safe overheat protection

NEW miniature, hermetically sealed, single-shot, temperature-sensitive switch provides FUNCTIONAL RELIABILITY for positive over-temperature protection. Factory preset within 1% of specified temperature.

TEMPERATURE RANGE: +113° F. to +1500° F.

CURRENT RANGE: 10 to 500 Amperes

SPST Normally open or closed types.


Patents Pending

Write for new
Brochure containing
complete specifications:
advanced concepts of
precision specialty
switches for maximum protection

thermocal
1631 COLORADO AVENUE
SANTA MONICA, CALIFORNIA

We're at WESCON Booth #3626 East Exhibit Hall

Circuit Board Printed in Full Color



A single color-coded printed circuit board contains the complete tv circuit. It takes only half a minute to remove the board from the chassis

A COMPLETELY COLOR-CODED printed circuit, developed by Motorola for a portable tv set, makes the job of tracing leads actually easier than working with handwiring.

Resembling a roadmap, the circuit board is printed in red, yellow, blue, green and black, plus the natural color of the copper leads. The circuit board provides a total of 14 individual color-code combinations of lead identifications following the well-known EIA standards.

Single Board

The 6 by 14.5-inch color-coded circuit board contains the tv schematic, on which every circuit can be traced from either side. Transfer of opposite-side color plating to observed side with black coding makes the plated circuit a single-sided board on each side. There is no need to turn the board over when tracing connections.

This innovation in printed circuitry will be used in one of Motorola's 17-inch portable tv models, designed, developed and built under the direction of Chief Engineer

Karl Horn of Motorola.

All connectors between the plated circuit board and its power supply and associated receiver parts with the exception of four simple clip connectors are made by inserting the board into three special female connectors with 12 contacts each. Thus the board can be removed from the set by loosening three screws, disconnecting four clip leads, and activating a spring loaded lever device which ejects the board. Complete removal of the board, or loosening it for trouble shooting takes in either case about half a minute.

All components are easily reached and all parts in the circuit can be tested by simply removing the back cover of the tv set.

The entire bottom of the set is completely clean, with no obstruction to hinder the service man in his trouble shooting.

The board is reinforced with fiberglass for improved strength against impact and flexing.

More than 20 sets were tested through 20 cycles each. Each cycle consisted of immersion of the set in

a cold chamber at -40°C for four hours and then immediate immersion in a humidity chamber at 85°C and 95 percent relative humidity for 16 hours and then an operational test of four hours at room temperature.

In addition, 45 more sets were run for 4,000 hours under special cycling conditions at a line voltage of 135 v which is equivalent to a normal usage by the average customer of 10.8 years.

Also, a battery of the usual tests such as flexing, peel strength, corrosion, salt spray, insertion and removal tests and contact pressure tests were applied to the board. Results showed a high degree of reliability and ruggedness.

Improving Performance Of Power Transistors

A NEW TRANSISTOR structure, described by Herbert Nelson in RCA Review, June, 1959, p. 224, has a geometry that augers well for the improvement of silicon power transistor performance. The new geometry should benefit transistors made of gallium arsenide and other materials where surface recombina-

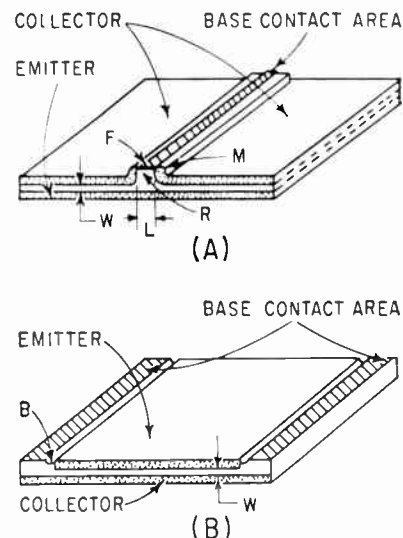



FIG. 1—New transistor structure, A, compared to conventional transistor structure, B

SHRINK MODULES to Microminiature Size

... yet retain maximum reliability



This microminiature binary divider module made by the Cleveland Metal Specialties Co. packs eight A-B Type TR resistors and nine other parts into 0.077 cu. in.!

Type TR 1/10 watt—actual size

...with reliable Allen-Bradley Resistors


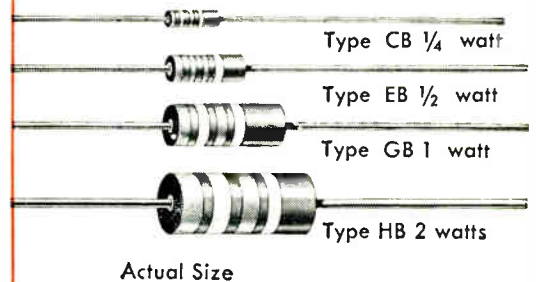
You can drastically reduce size—while establishing new and higher levels of reliability—with Allen-Bradley Type TR resistors. Although incredibly tiny, these time tested miniature resistors are made by Allen-Bradley's exclusive hot molding process that assures complete freedom from catastrophic failures! The Type TR resistors are conservatively rated 1/10 watt at 70° C.

Remember that all the benefits of designing smaller and smaller circuit modules are lost if reliability must be sacrificed. You obtain *all* the advantages of size reduction—without resorting to experimental water-type configurations—by using standard A-B miniature components that have been proven over the years.

For detailed specifications on the complete line of A-B quality electronic components, send for Publication 6024

Allen-Bradley Co., 110 W. Greenfield Ave., Milwaukee 4, Wis.
In Canada: Allen-Bradley Canada Ltd., Galt, Ont.

A-B HOT MOLDED COMPOSITION RESISTORS





This shows still another type module packaging which uses A-B Type CB 1/4 watt composition resistors.

ALLEN-BRADLEY

Member of EIA

Quality
ELECTRONIC
COMPONENTS



NEW BOESCH MAXITOR

*winds toroids from #40
to #7 wire . . . using
3 interchangeable heads*

Boesch's new MAXITOR Toroidal Coil Winding Machine covers a wide range of applications, including exceptionally large diameter, heavy wire gauge winding jobs. The coil shown above is typical. It is being wound with #10 wire on a MAXITOR machine using Boesch's HW-200 winding head and continuous-winding core holder. Segmental-winding holder is also available.

Two other interchangeable heads are available which make MAXITOR a really versatile machine. The HW-300 head winds wire gauges as large as #7 to finished O.D. as much as 14". HW-100 handles gauges from #40 to #22 to maximum O.D.'s of 10".

And MAXITOR is packed with "dream" features. Pushbutton drive ring and magazine positioning saves set up time. A dial control on the operator's panel provides micrometer brake settings for easiest variable speed tension control. Turn spacing is infinitely variable at the turn of a knob. And the range of winding applications for MAXITOR is apparent in the table below.

Head Type	Min. Final I.D.	Max. Final O.D.	Max. Final Height	Wire Range AWG #
HW-100	½"	10"	6"	40 to 22
HW-200	1"	10"	6"	24 to 10
HW-300	2"	14"	10"	20 to 7

WRITE TODAY for complete specifications, prices and delivery information.

SEE OUR DISPLAY
AT WESCON
Booth - 920



**BOESCH MANUFACTURING
COMPANY, INCORPORATED**
BOESCH DANBURY, CONNECTICUT

tion tends to be extremely high.

The base region, Fig. 1A, is brought to an external surface through the central region of the collector. This configuration is characterized by a high degree of minority-carrier conservation and surface immunity.

Called a surface-immune transistor, the device effectively eliminates the recombination of injected carriers on the surface between the emitter and the base-lead region. Such recombination is particularly troublesome in conventional silicon transistors.


In the new structure, the flow of base current is inward from the emitter and collector perimeters to the base lead. A forward-biasing effect crowds injection towards the central area of the emitter where no opportunity for surface recombination exists.

Several lots of experimental silicon transistors of the new geometry have been prepared and tested. Results also show that the base and saturation resistances are considerably lower than those of comparable conventional units.

The current transfer ratio of the conventional units vary greatly with surface changes, while that of the new geometry remain substantially unchanged. The current transfer ratio decreases with an increase in the width, L , of the internal base-lead channel. When the normal and inverted operation of two surface-immune transistors are compared, results show a high degree of symmetry.

Results also show that values

Prototype Circuitry



Basic circuit boards which cover all circuit functions for analog and digital circuitry, greatly simplify circuit testing and design problems. The breadboards have been introduced by Dynex Inc., of Los Altos, California

for an inverse current transfer ratio are not greatly lower than of the normal current transfer ratio. An inverse current transfer is more affected by surface treatment than is the normal current transfer. This is probably caused by surface region *M* (see Fig. 1A) which should have greater effect upon minority carrier loss in inverted than in normal operation.

The low saturation resistance of the surface-immune transistor is strikingly evidenced by the early sharp rise of collector current with voltage. Saturation resistances of the surface-immune and the conventional units are 0.4 and 2.5 ohms respectively.

Importance of the structure is less for transistors made of germanium where surface recombination can be low.


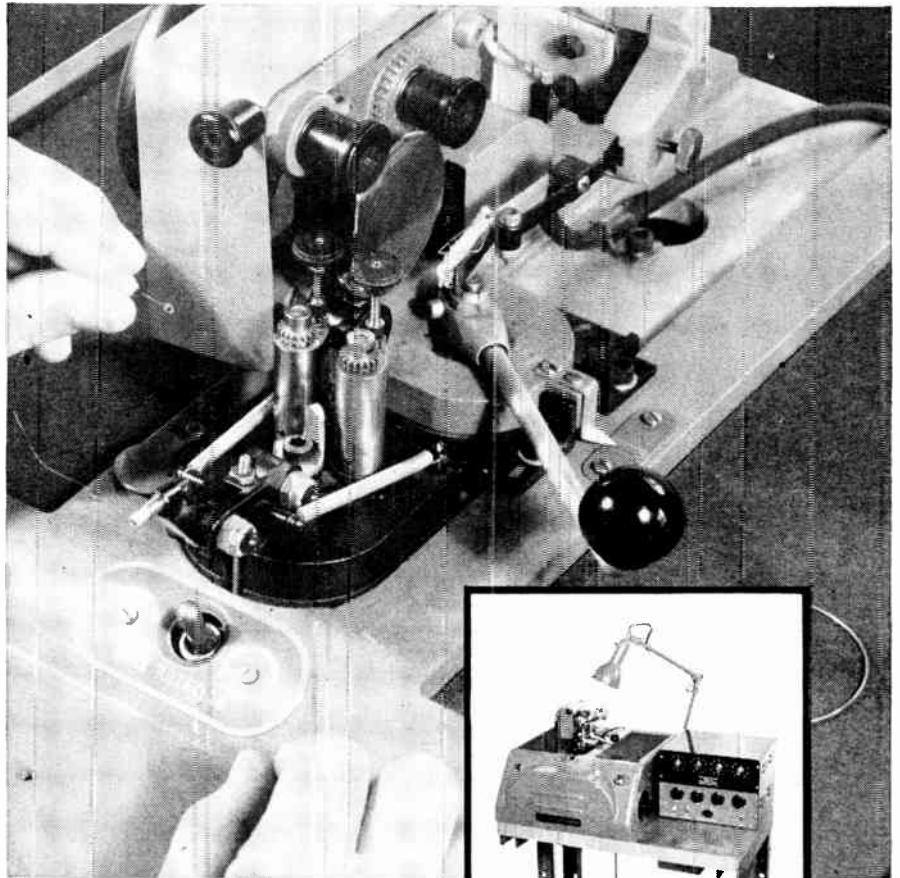
Radomes for Supersonic Craft

A SILANE modified phenol-formaldehyde resin, which retains its strength after exposure to temperatures of 600 F for hundreds of hours, is available in commercial quantities from Monsanto Chemical Company's Plastic Division, Springfield, Mass.

The new material, tradenamed Resinox SC-1013, was developed especially for use with fibrous glass and asbestos reinforcements to make radomes for supersonic aircraft. Because of its excellent performance in the 500 to 600 F range, it is expected to be used in other applications where temperatures have prohibited the use of plastics. Resinox SC-1013 has high-frequency electrical properties and high-temperature performance characteristics several times better than conventional phenol-formaldehyde resins.

Late last year, the company announced the development of a special phenol-formaldehyde resin, Resinox SC-1008, to protect missile nose cone against the 10,000 F and up heat generated during the space-to-earth reentry.

Both products are the result of a special research program to develop materials for space.



NEW BOESCH MINITOR

. . . machine - winds
1/32" toroids

The coil shown above is a 1/32" residual I.D. toroid being wound by machine on Boesch's new Model MW400 MINITOR. It's the smallest machine-wound coil ever made (only half as large as the smallest previously available), and it can only be wound on MINITOR!

This achievement reflects a completely new, unique method of coil winding perfected by Boesch. The wire is loaded *inside* a hollow, round cross-section shuttle, and the winding is spun out. A single loading of this unique shuttle is usually enough to wind several coils.

MINITOR handles wire sizes from #36 to #50 AWG, and winds up to 500 turns per minute. Maximum finished coil size is 3/4".

Shuttles for MINITOR are loaded by a Boesch PW-100 Loader. This machine can service as many as 20 winding machines, and it can load needles for hand winding as well.

If you now own a Boesch SM series machine, you can convert it to MINITOR operation economically by buying a 400-200 Head, a 400-300 Core Rotating Assembly, and the PW-100 Loader.

WRITE TO US TODAY for complete specifications, delivery schedules and prices on MINITOR.

SEE OUR DISPLAY
AT WESCON
Booth - 920



**BOESCH MANUFACTURING
COMPANY, INCORPORATED
DANBURY, CONNECTICUT**

Punched Cards Sort Transistors

By E. G. MILLIS, GeoSciences and Instrumentation Div., Texas Instruments, Inc., Houston 6, Texas


TRANSISTORS may be sorted at rates up to 2,100 an hour in the automatic production testers described here. Normal speed, for the version which uses punched cards to control sorting and rejection, is 1,200 an hour with a crew of 4 loaders and 1 technician.

Transistors are hand-loaded into test blocks. Cards are inserted in clips on the blocks and act as a 20-bit memory. The cards permit up to 20 go-no-go tests. The blocks are driven along the track by a pneumatic ram.


Four pretest stations prevent loading errors. One stops the line if a card is mislocated. The second removes improperly-loaded transistors. Another checks for correct type, *nnp* or *ppp*. The last removes shorted or punched-through units.

Remaining test stations are identical except for plug-in cans containing test circuits. The console (Fig. 1) contains the master cam timer and the following regulated power supplies: relay, photo-cell amplifier, +250 v test circuit and -250 v test circuit. Shutoff circuit feeds back to the cam timer.


A typical test station is diagrammed in Fig. 2. Resistive networks set up each test specification with an accuracy of 0.5 percent. Transistor output is compared with standard voltage or current generated with mercury cells. A punch



Simplified version of automatic tester. Transistor in blocks travel through test stations until it meets requirements. Graspers at each station select satisfactory units. Rejects drop in a bin at end of line



Loading station. Blocks are supplied on ramp at left



Transistor test block with card in position. Card acts as 20-bit memory

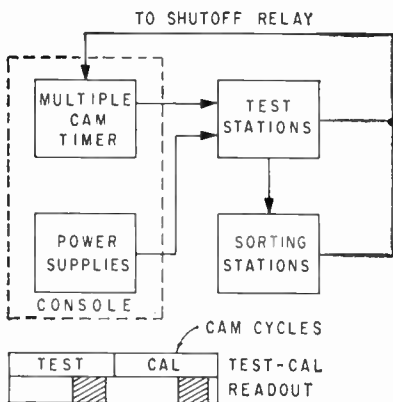


FIG. 1—System block diagram and cam timing cycle chart

is actuated if the transistor exceeds the standard. Placement of the hole in the card identifies the test failed. As the test blocks transfer to the next station, the stations are calibrated with precision resistors.

Sorting stations are identical to each other except for masks which may be changed as required. Light source, card, mask and photocell are lined up in that order. The photocell feeds into the amplifier of Fig. 3.

If there are no coincident holes in the card and mask, it indicates the transistor has passed all relevant tests. The transistor is pulled from the block (via the pull selector switch *S*, and the pull relay) by a hook and drops into a bin.

Coincident holes permit the transistor to pass with its block to the

next sorting station. If no station pulls the transistor, it is a reject.

While transistors are being transferred, the photocell assembly is checked by the light shining in the gap between one card and the following card. If there is no response, alarm and shutoff relay is actuated.

All d-c power and timing signals are supplied by the control console. The master cam timer has 8 cams driven by a variable speed d-c motor. A-c test boxes are placed directly over the track contacts.

If only 1 type of transistor is to be tested, the cards and sorting stations are not required. In place of a punch, the test stations each have a grasping mechanism which removes transistors and places them in bins. Either good units or rejects may be selected. Punching and

Mycons

Consistently Dependable
metallized-dielectric
capacitors

New Metallized Mylar* (Type TWMM) and Mylar-Paper (Type MTWK) Capacitors by Cornell-Dubilier.

Whether you specify miniature metallized capacitors for military or industrial electronic equipment—for critical power-supply filter circuits or bypass applications—Cornell-Dubilier's new MYCON metallized capacitors assure top performance and dependability. Backed by over 47 years of capacitor engineering and manufacturing leadership, MYCONS combine better high-temperature operation and better insulation resistance with low dissipation factor and fault count. Available in a wide choice of mounting styles, MYCONS meet the requirements of applicable military specifications. For complete specifications, write for Engineering Bulletins 190 and 185 to Cornell-Dubilier Electric Corporation, South Plainfield, New Jersey.

*Du Pont Reg. T.M.

MYCONS

TYPE TWMM—
Metallized Mylar*

TYPE MTWK—
Metallized Mylar and Paper Film

Specifications and Features


- Ratings from .01 mfd. to 12.0 mfd. Voltages of 200, 400, or 600 volts DC Working.
- Wide useful temperature characteristics within range of -55°C to $+125^{\circ}\text{C}$.
- Hermetically sealed in miniature tubular metal cases with metal-to-metal end-seals.
- Wire lead or solder lug terminals.
- Various bracket-mounting or threaded-neck mounting styles.



Consistently

Dependable

CORNELL-DUBILIER
CAPACITORS



See the new
Bradley REDTOP®
 at WESCON
 Booth #3715



STUD MOUNTED INSULATED BASE

a new solution to an old rectifier problem

The first engineer who "integrated" an eraser with a pencil inspired Bradley's latest accomplishment. Our boys took a hard look at the mess of washers, grease, and sundry hardware required in a conventional rectifier heat sink assembly, and decided to make engineering history again. Between coffee breaks, they tested 163 varieties of alumina-loaded ceramic wafers, found the right combination of electrical insulation + heat transfer characteristics, and brazed together a one-piece, insulated base rectifier that cuts assembling labor, shrinks bridge size, and out-performs other heat sink methods. *If you'd like to unfold the sheet that bares the facts about our new 6 and 12-amp REDTOP® rectifiers, drop us a card.*

BRADLEY SEMICONDUCTOR CORPORATION
 Formerly Bradley Laboratories Inc.



275 WELTON STREET, NEW HAVEN 11, CONNECTICUT

grabbing stations may also be used on the same line.

Testing and sorting stations are built in modular units complete with track and can be arranged or replaced to suit the test and sorting system desired. Reject level

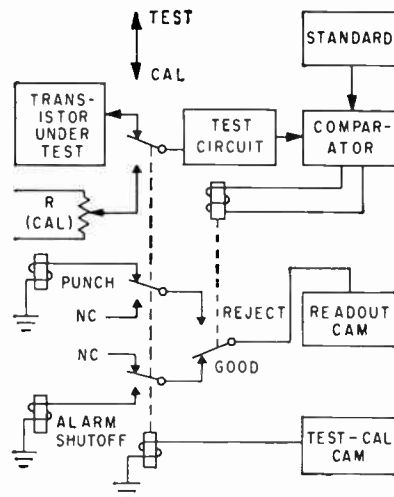


FIG. 2—Test station. A reject is indicated by punching the card. All switches are in test position "good"

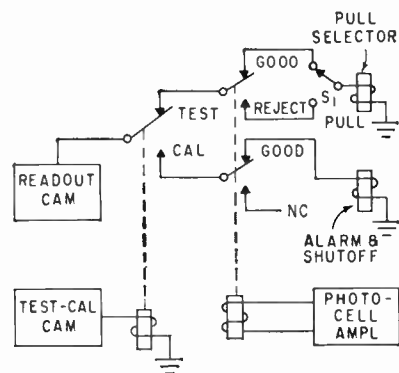


FIG. 3—Sorting station. Pull switch and relay remove the transistor from the block

specifications are changed by varying standard current or voltage level and calibration resistor. Changes in test conditions require a new test box. Other major assemblies are plug-in units.

Insulating Tape Makes Electroplating Mask

PRESSURE-SENSITIVE insulating tape is an effective electroplating mask, according to John Gombos Co., Inc., Clifton, N. J. The photos demonstrate its use in selective copper flash and gold plating of gyro frame



Taping gyro frames before plating



Clean edge of plating is seen as tape is stripped after plating

areas to be soldered. The firm also uses the technique in other types of plating.

Metal will not be plated on the tape. It conforms to irregular surfaces. Masking errors can be readily corrected by stripping and re-taping. Taping avoids any preliminary masking which paint-on masks might require. Baking and chemical stripping, which might affect the plating, are not needed.

After plating, the tape is stripped off. The edge of the plated area will not peel if the parts were clean and the copper flash is sound. The plated metals will not adhere to the tape.

One-inch tape (Minnesota Mining and Manufacturing Co. 470, or equivalent) is used. A nonconducting tape is required to avoid plating through the tape. The tape is applied in parallel strips ending a fraction of an inch away from the edges of the area to be plated. The edges are trimmed with tape placed along the edges. Sufficient overlap is allowed to prevent any gaps or paths through wrinkles in the tape. Rubber plugs can be used to individually mask holes.

Linde RARE GASES

**MAKE
THEM
EQUAL**



One tiny glow lamp made by Signalite Incorporated now replaces a standard electron tube. The secret: a fill gas LINDE technicians created from rare gases—neon, argon, krypton, and radioactive krypton 85—allowing Signalite's new manufacturing techniques to be put on a production line basis. LINDE gases aided in increasing current from 0.3 to 20 milliamperes—in light or total darkness—a change that would otherwise require a 40-fold increase in size. Best of all, the cost went from \$3.00 to \$.17 per lamp.

Uses for these lamps include subminiature voltage regulating tubes, switching devices, lightning arrestors, electronic power supplies, protective devices on explosive equipment, and bright pilot lights. Your own products might similarly benefit from LINDE's technical service and experience in rare gases. For data on the physical and electrical properties of these materials, write Dept. BD, Linde Company, Division of Union Carbide Corporation, 30 East 42nd Street, New York 17, N. Y. In Canada: Linde Company, Division of Union Carbide Canada Limited.


Linde  RARE GASES
Symbol of Highest Purity

**UNION
CARBIDE**

LINDE and UNION CARBIDE are registered trade marks of Union Carbide Corporation.

On The Market

at the WESCON Show



X-Y Plotter pushbutton-operated


LIBRASCOPE, INC., 808 Western Ave., Glendale, Calif. Model 210 X-Y plotter offers immediate scale switching by pushbutton methods with vernier control permitting scale expansion to the next setting. This permits the operator to ex-

pand between scale voltages to fill the entire plot area. A flat vacuum platen and provision for precision positioning facilitates paper alignment and loading. Unit features a static accuracy of ± 0.1 percent of full scale and a dynamic accuracy of ± 0.2 percent of full scale at 10 ips tracing speed.

CIRCLE NO. 240 READER SERVICE CARD

Socket Screws miniature

THE BRISTOL CO., Waterbury 20, Conn. Precision screws in sizes No. 0, 1, 2 and 3 are available in but-



ton-head, flat-head, cap and set screw styles, with either spline or hex sockets. Heat-treated alloy or stainless steel is standard, other metals are available.



CIRCLE NO. 241 READER SERVICE CARD

Fasteners blind-type

STANDARD PRESSED STEEL CO., Jenkintown, Pa. Sleeve-Lock, a removable and reuseable blind-type fastener, can be inserted, tightened and later removed from the one side of a panel with an inexpensive attachment to a power tool. Two avail-

able configurations—the 100-deg flush head type and the hex head protruding type—each consist of an outer sleeve, nut and inner core bolt, all preassembled in a single unit. Driving attachment holds outer sleeve stationary in hole, while driving core bolt to pull nut up over knurled end of sleeve.

CIRCLE NO. 242 READER SERVICE CARD



Power Packs miniaturized

ELECTRONIC RESEARCH ASSOCIATES, INC., 67 Factory Place, Cedar Grove, N. J. TR6R-TR32R series Transpacs are solid state high-current short-circuit and transient-proof designs. They are highly regulated self-contained a-c oper-

ated units which provide adjustable d-c outputs at all standard battery voltages. Models are available for output voltages of 6, 12, 18, 24 and 32 v at 0-2 amperes load current. Also available is a multi-output design which permits selection of any of those listed voltages within a single package.

CIRCLE NO. 243 READER SERVICE CARD

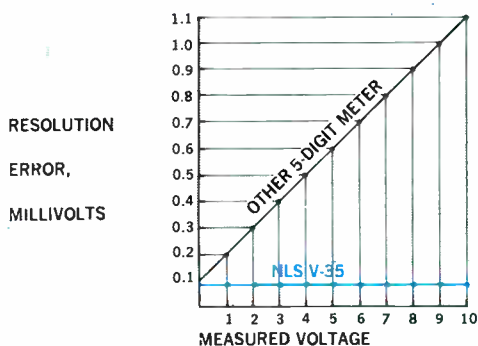
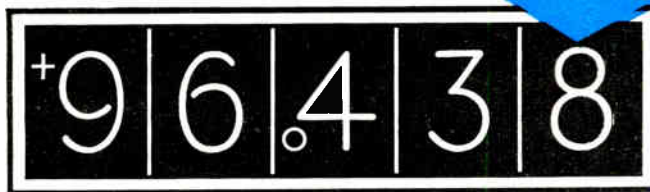
Resolvers feedback winding

CLIFTON PRECISION PRODUCTS CO., INC., 9014 West Chester Pike, Upper Darby, Pa. Size 8 feedback winding



resolvers designed for use with transistorized amplifiers permit the solution of spherical triangles in a cascaded resolver chain. Functional error is 0.1 percent or less; winding perpendicularity ± 5 minutes. Elec-

FIRST DIGITAL
VOLTMETER
WITH THE **FACTUAL
FIFTH
FIGURE**



This chart shows the significant resolution error that results in other five-digit meters as compared to the NLS V-35 with the *factual fifth figure*.

The All-Transistorized NLS V-35


Here for the first time is a *true* five-digit voltmeter with a factual fifth figure. Increased accuracy of *full* five-digit resolution — 0.001% — results from the new mathematically perfect logic of the NLS V-35.

Other five-digit digital voltmeters require “desensitizing” to prevent oscillation of the least significant digit. This results in a resolution error of three to nine digits in the upper portions of each range as graphically displayed in the chart to the left. This comparison clearly shows the increased accuracy of the NLS V-35, made possible by full five-digit resolution.

In new logic . . . in all-transistorized circuitry, including logic . . . in new simplified design with *plug-in* circuit boards, *plug-in* oil-bathed stepping switches, and *snap-in* readout . . . the NLS V-35 leads its field. Write today for complete information.

NLS V-35 Specifications

Measures Voltage from ± 0.0001 to ± 999.99 , Ratio from $\pm .00001$ to $\pm .99999$. . . 10 Megohm Input Impedance . . . 0.01% Accuracy . . . Automatic Selection of Range and Polarity . . . And Measures Three Times Faster Than Any Other Stepping Switch Instrument.



Compact, plug-in design of the NLS V-35



Originators of the Digital Voltmeter

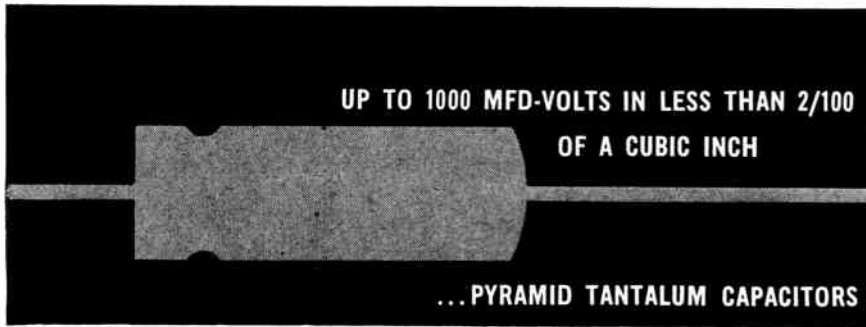
non-linear systems, inc.

DEL MAR (San Diego), California

NLS — The Digital Voltmeter That Works . . . And Works . . . And Works!

WESCON Booth No. 1416


When Top Quality Capacitors Are Required Specify Pyramid Mylar® or Tantalum



Miniaturized to provide maximum space economy.

New Pyramid Tantalum slug capacitors have cylindrical cases and contain a non-corrosive electrolyte. Due to the special construction of materials used in the manufacture of Pyramid Tantalum slug capacitors, these units are both seep and vibration proof. In addition, this type of capacitor assures long service life and corrosion resistance—made to meet MIL-C-3965 Specifications.

Commercially available immediately, these new Pyramid Tantalum capacitor units have an operating range between -55°C to 100°C for most units without any de-rating at the higher temperature.



Pyramid new Mylar capacitors have extremely high insulation resistance, high dielectric strength and resistance to moisture penetration.

Commercially available immediately, Pyramid Mylar capacitors have an operating range between -30°C to $+125^{\circ}\text{C}$ with voltage de-ratings above $+85^{\circ}\text{C}$. Pyramid wrapped Mylar capacitors—Series Nos.: 101, 103, 106 and 107 have the following characteristics:

Construction Styles:	Basic No.	Type Winding	Shape
	101	Inserted Tabs	Flat
	103	Extended Foil	Flat
	106	Inserted Tabs	Round
	107	Extended Foil	Round

Tolerance: The standard capacitance tolerance is $\pm 20\%$. Closer tolerances can be specified.

Electrical Characteristics: Operating range for Mylar capacitors—from -55°C to $+85^{\circ}\text{C}$ and to $+125^{\circ}\text{C}$ with voltage de-rating.

Dissipation Factor: The dissipation factor is less than 1% when measured at 25°C and 1000 CPS or referred to 1000 CPS.

Insulation Resistance:	Temperature	1R x mfd	Maximum IR Requirements
	25°C	50,000	15,000 megohms
	85°C	1,000	6,000 "
	125°C	50	300 "

Pyramid Mylar capacitors are subject to the following tests:

Test Voltage—Mylar capacitors shall withstand 200% of rated D.C. voltage for 1 minute at 25°C .

Life Test—Mylar capacitors shall withstand an accelerated life test of 250 hours with 140% of the voltage rating for the test temperature. 1 failure out of 12 is permitted.

Humidity Test—Mylar capacitors shall meet the humidity requirements of MIL-C-91A specifications.

Complete engineering data and prices for Pyramid Mylar and Tantalum Capacitors may be obtained from Pyramid Research and Development Department.

WESCON BOOTH 1401

DU PONT REGISTERED TRADEMARK

CAPACITORS—RECTIFIERS
FOR ORIGINAL EQUIPMENT—
FOR REPLACEMENT


PYRAMID ELECTRIC CO.
NORTH BERGEN, N. J.



EXPORT: 458 Broadway, N.Y. 13, N.Y. • CANADA: Wm. Cohen, Ltd.—7000 Park Ave., Montreal

trical characteristics: input voltage, 15 v 400 cycles (stator); output voltage, 13.7 v (rotor); phase shift (stator as primary), 20.5° deg; output voltage, 13.7 v (compensator); Z_{rs} , $234 + j 596$; Z_{rs} , $244 + j 548$; Z compensator $237 + j 553$; maximum null voltage, 1 mv/v.

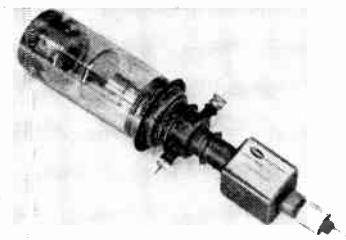
CIRCLE NO. 244 READER SERVICE CARD



Preset Counters single or dual


BECKMAN/BERKELEY, 2200 Wright Ave., Richmond, Calif. The 7400 series deliver pulsed or steady state output signals at either one or two preselected number of counts. Eight distinct output patterns are available to perform various functions in digital logic systems. Output signals are 50 v 30 μsec pulses, 50 v 50 ms pulses and a fast 50-v change in d-c output level. All electrical outputs occur within 50 μsec of the time the preset number is reached. The instruments also generate output signals in the form of dpdt relay transfers rated at 5 amperes.

CIRCLE NO. 245 READER SERVICE CARD



High-Vacuum Pump self-gaging


VARIAN ASSOCIATES, 611 Hansen Way, Palo Alto, Calif. The VacIon pump is an electronically operated gas discharge device with no moving parts or pumping fluid. Models are available with capacities from one liter per sec to 100,000 liters per sec. They clean vacuum beyond 10^{-10} mm Hg and operate multi-decade strip chart recorders. Operating principle of the pumps is



BRAND TEAMS WITH MARTIN TO MEET TOUGH CABLE SPECS FOR TITAN TEST FIRING

Absolute reliability! A must for the control and telemetering cables used for transmitting high fidelity signals during missile development static test firings. The data collected must be absolutely accurate if it is to establish the validity of the missile design or become the basis for necessary changes. The Martin Company found the solution to these tough signal transmission problems with three special multi-conductor cables produced by Brand. Here's how Brand teamed with Martin to meet these new and difficult cable specifications:

Series 1 Cables Series 2 Cables Series 3 Cables



(A) Vinyl jacket (B) Tinned copper shield (C) Mylar tape wrap (D) 12 color coded groups. Each group: 2, 3, or 4 color coded conductors, shielded, jacketed (E) color coded groups. Each group: 2, 3, or 4 color coded conductors, shielded, jacketed (F) 6 color coded pairs cabled around vinyl filler. Each pair coded thermocouple wire, shielded, jacketed.

THE WILLIAM BRAND & CO., INCORPORATED

WILLIMANTIC 3  CONNECTICUT

electrical and electronic wires and cables • harnesses and cable assemblies • plastic and coated insulating tubings • identification markers

Series 1 Instrumentation Cables: — **Problem:** Cables to have approximately the same uniform diameter with varying numbers of conductors, to fit into standard connectors. To meet critical electrical requirements, especially low loss characteristics. **Solution:** Use color coded Turbolene (polyethylene type) insulation to meet electrical and physical requirements. Give twisted pairs a uniform circular cross section by using specially developed extruded Turbolene fillers.

Series 2 Instrumentation Cables: — **Problem:** Cables to operate up to 100 C and to have approximately the same finished diameter with varying numbers of conductors. **Solution:** Use insulated wires meeting MIL-W-16878, manufactured with Turbo 540 vinyl compound and nylon jacketed. Carefully control lay lengths during cabling, and outer jacket wall thicknesses.

Series 3 Thermocouple Cables: — **Problem:** Non-hygroscopic, funginert cables, each six thermocouple pairs. **Solution:** Develop extrusion and cabling techniques to economically process hard and springy chromel, alumel, iron, constantan and copper conductors. Use Turbo 540 vinyl compound as primary insulation and as filler.

There were additional problems common to all series. (1) A vinyl jacketing material for the shielded groups to operate at both high and low temperatures, and to have an IR value comparable to those found in vinyl primary insulation. Turbo 570, a new custom formulation, was developed to meet these requirements. (2) All groups of conductors laid in a predetermined pattern to facilitate termination. The cables were manufactured on large two-bay planetary cabling machines to control positioning. (3) Long, unbroken, uniform lengths — all control and instrumentation circuitry is carried in steel reinforced concrete tunnels between test stands and blockhouse as shown in the above drawing.

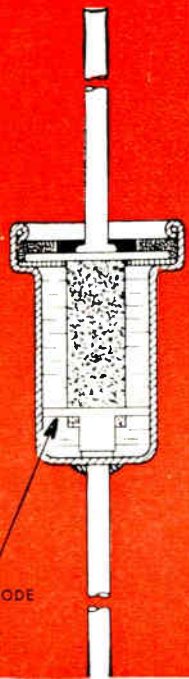
Whether in missiles, aircraft, business machines or electronics — Turbo cables are custom engineered for specific operating conditions; manufactured by quality-conscious technicians; tested foot by foot for specification compliance. We invite you to call on our extensive engineering experience to solve your cable problems. No obligation, of course. Send your specifications or requirements.

Be sure and visit the Brand exhibit at WESCON Show—
Booth 1119

NEW FANSTEEL
"PP" TYPE

Tantalum Capacitor

NOW
VIBRATION
and SHOCK
RESISTANT



NEW ANODE
 BASE
 SUPPORT

At No Increase In Price!

Now, with more rugged construction and a specially designed anode base support, the new Fansteel Type "PP" Capacitor is especially applicable for circuitry where exceptional resistance to vibration and shock is required... *at no increase in price.* The new "PP" also has better low temperature characteristics. The Fansteel Type "PP" retains all its high performance features—outstanding frequency stability, negligible electrical leakage—proved in countless applications demanding unquestionable reliability and dependability in occupied minimum space, and yet provides extremely high capacity ratings for its size.

CL44's & CL45's
NOW CONFORM
TO MIL-C-3965B

Get complete information today. Write for Bulletin 6.100

See us at Booth 222
 WESCON SHOW



C595A

FANSTEEL METALLURGICAL CORPORATION North Chicago, Ill., U. S. A.

based on the chemically reactive characteristics of titanium, which combines with ionized gases in the pumping chamber. An extremely vigorous pumping action results. Illustrated on p 140 is a typical application as a built-in feature of a neutron generator. Continuous unattended pumping assures the permanent high vacuum conditions necessary for optimum performance of electronic vacuum tubes.

CIRCLE NO. 246 READER SERVICE CARD

TWT Amplifier
for airborne use

HUGGINS LABORATORIES, 999 East Arques, Sunnyvale, Calif. Type HA-27 electrostatically focused twt amplifier has a frequency range of 1.0 to 2.0 kmc; signal gain, 30 db (min.); saturated power output, 5 dbm (min.); capsule length, 15 1/2 in.; net weight, 1.5 lb. Since the tube uses no magnetic focusing fields, it is relatively insensitive to changes in ambient temperature.

CIRCLE NO. 247 READER SERVICE CARD



Programming Systems
meet Mil Specs

VIRGINIA ELECTRONICS Co. INC., River Road and B&O Railroad, Washington 16, D. C. Circuit programming systems feature modular construction which permits expansion of the system in two directions, offering from 110 to 5,500 contacts in a multiplicity of contact configurations. Interchangeability of the connectors themselves permits three different types of removeable programming boards: (a) patchcord programming, (b) solder contacts for permanent programming and (c) multiple contact patchcord programming either vertically or horizontally as well as panel mounted patchboards. Single and multiple contact patchcords and multiple contact plug-in modules are available.

CIRCLE NO. 248 READER SERVICE CARD

Hydrogen Thyratrons miniaturized

EDGERTON, GERMESHAUSEN & GRIER, INC., 160 Brookline Ave., Boston, Mass. The HY-1 and 632 are ceramic-metal hydrogen thyatron tubes. Together with the 1802 they will handle all switching power requirements up to 20 megawatts. The HY-1 is 2½ by 4½ in. overall; is rated 5 megawatts, 20 kv, 500 amperes peak and a P_n factor of 10×10^6 . The 632 is 1.1 by 1.6 in. overall; is rated 67.5 kw, 3 kv, 45 amperes peak and a P_n factor of 1×10^6 .

CIRCLE NO. 249 READER SERVICE CARD



Trimmer Pots five terminals

DALE PRODUCTS, INC., Columbus, Neb. Extended selection of five-terminal Dale T-Pots meet humidity requirements of MIL specs for trimmer potentiometers. Styles include wire leads, insulated wire leads, p-c base leads and hook type solder lug terminals. Type 750 ratings are 2 w, 10 ohms to 30 kilohms, 17 ± 2 revs screw adjustment, 2 grams weight and 0.054 cu in. volume. Type 1000 ratings are 2.5 w, 10 ohms to 50 kilohms, 25 ± 2 revs screw adjustment, 2.5 grams and 0.068 cu in. Both are ± 5 percent tolerance.

CIRCLE NO. 250 READER SERVICE CARD

Shielding saves space, weight

BELDEN MFG. CO., 4647 W. Van Buren St., Chicago 44, Ill. Beldfoil permits the use of completely isolated, individually shielded and jacketed conductor pairs in a light-weight, small diameter cable. Space and weight savings are obtained by the combining of the conductivity of aluminum foil with the high di-

FANSTEEL
TESTED AND PROVEN
RELIABILITY

Fansteel (Type 6A) 1N Series



22 AMP.

Silicon Power Rectifier

Fansteel 6A Silicon Rectifiers undergo the most complete and rigid testing ever devised to prove reliability . . . to assure performance that matches or exceeds expected service. Painsstaking thoroughness, and care . . . 100% testing . . . and exacting production methods in contamination-free surroundings assure unquestionable reliability in every Fansteel 6A Rectifier.

The highly stable 6A carries a full 22 amp. load in half-wave circuits; up to 66 amps in bridges. It has peak reverse voltages from 50 to 400 v. in 30-volt multiples. It operates at ambients up to 165°C. — unaffected by storage temperatures from -65 to +200°C.

Rugged, compact, hermetically-sealed construction . . . exceptional shock and vibration resistance. The 6A can be mounted in any position.

Ask for Bulletin 6.304.

FANSTEEL

Visit us at Booth 211
WESCON SHOW


RELIABILITY

ES104A

FANSTEEL METALLURGICAL CORPORATION North Chicago, Ill., U.S.A.

TANTALUM ...

*Reliable
Capacitors
Start
With
Reliable
Tantalum*



Capacitor Grade Tantalum metal powder is compacted in this giant 3000-ton, 4-way action hydraulic press (the largest of its kind ever built) in the Fansteel North Chicago plant.

IN PRESENT DAY electronics, reliability cannot be overstressed. To attain high reliability, basic materials in components must not only be of the highest quality; they must be designed for their particular purposes. Certainly this is true of tantalum capacitors.

In the early development of tantalum capacitors, Fansteel found out that a special grade of tantalum is necessary. Other leading capacitor manufacturers followed suit, and used only Fansteel Capacitor Grade Tantalum in the form of foil, sheet, wire and sintered anodes. They rely completely on the quality of Fansteel Capacitor Grade—quality achieved through the experience of 37 years of tantalum pioneering and research.

Capacitor Grade Tantalum grew up at Fansteel

—right along with the tantalum capacitor and tantalum metal itself. It is a premium grade produced under the strictest laboratory standards to insure uniformity of its improved properties. It was developed especially for capacitor applications. Fansteel research continues to work to make Capacitor Grade an even better tantalum, and Fansteel manufacturing facilities and ore resources assure continuous supply for your expanding needs.

Built-in reliability for your capacitors is attained by starting out with the best materials only. Fansteel Capacitor Grade Tantalum is your first step in that direction—it's sure to be the strongest "link" in your capacitor's make-up. Fansteel Metallurgical Corporation, Rectifier-Capacitor Division, North Chicago, Illinois.

Visit us at Booth 222 WESCON SHOW



CAPACITOR GRADE TANTALUM

A Premium Grade of Tantalum available to capacitor manufacturers in these forms:

FOIL • SHEET • STRIP • WIRE • ROD • FABRICATED WIRE LEADS
SINTERED POROUS ANODES • METAL POWDER

X595

electric properties of Mylar, which provides a completely isolated shield with a minimum of diameter addition. Beldfoil eliminates crosstalk and external interference at all audio frequencies. An overlap and a ground wire insure complete shield isolation for noise-free and more dependable communications at all times.

CIRCLE NO. 251 READER SERVICE CARD



Subminiature Pots rugged devices

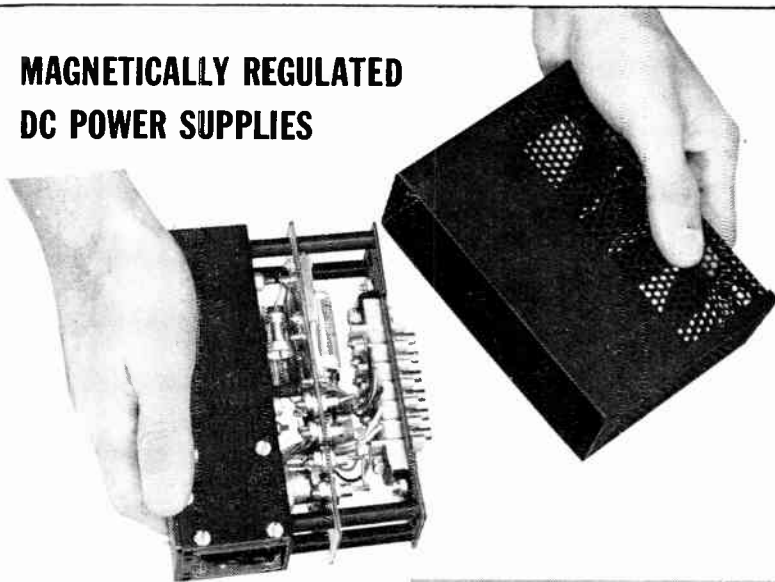
DAYSTROM PACIFIC, a division of Daystrom, Inc., 9320 Lincoln Blvd., Los Angeles 45, Calif. Thimble-size pots capable of withstanding shock and vibration to 20 g's are designed for performance under severe environmental conditions encountered in aircraft and missile applications and also where maximum reliability and minimum space are specified requirements. Single and multiple-turn, high temperature, and rectilinear trimming pots are available. Illustrated is the one-half in. diameter series 341.

CIRCLE NO. 252 READER SERVICE CARD

Building Blocks digital systems

DYMEC, INC., 395 Page Mill Rd., Palo Alto, Calif. Model DY-5234 universal programmed test set is a typical system assembled from standard Dymec instruments. It automatically measures d-c or a-c voltages or frequencies of up to 15 assorted input signals. Input signal reading is visually compared with preset tolerances. D-c voltages to 1,000 v are measured within 0.2 percent and a-c voltages within 0.5 percent. Building blocks include DY-2500 computing digital indicator, DY-2507 dual preset counter, DY-2542 tape punch sets, DY-2210, voltage to frequency converter and integrator, DY-2504A photoelectric tachometer, DY-2508A digital clock, DY-2538 programmed digital comparator, DY-2513A counter scanner,

MAGNETICALLY REGULATED DC POWER SUPPLIES



From stock or designed to your most rigid specifications. **OUR SPECIALITY: Tight regulation for tight space.**

d&r
LTD.


MODEL	INPUT	OUTPUT VOLTAGE	OUTPUT CURRENT	SIZE		
				L	W	H
D-1355	115 volts/400 cps	35 VDC	20 amps	21.0	9.0	9.25
D-1356	115 volts/400 cps	16 VDC	3 amps	11.25	4.12	7.50
D-1357	115 volts/400 cps	6 VDC	16 amps	11.75	6.0	7.50
D-1358	115 volts/400 cps	6 VDC	.25 amps	6.38	2.09	5.0
D-1359	115 volts/400 cps	70 VDC	4 amps	10.75	10.62	7.50
D-1360	115 volts/400 cps	22 VDC	10 amps	10.75	10.62	7.50

- ▶ tight regulation
- ▶ rapid recovery time
- ▶ wide ratings
- ▶ high efficiency
- ▶ proved reliability
- ▶ overload protection
- ▶ built to military specifications

d&r
LTD.

WRITE US FOR FURTHER INFORMATION
402 East Gutierrez Street
P.O. Box 1500, Santa Barbara, California
Telephone: WOODLAND 3116

HIGH SPEED alphanumeric PRINTER with integrated storage and programming electronics




prints
up to
48,000

digits per minute

adaptable
to all
digital data sources

**SOLID STATE DESIGN
MODEL 3260**



A POTTER EXCLUSIVE:
Stellite Type Fonts To Order.

Check these features...

OPERATING SPEEDS

4 BIT DATA @ 20 lines/sec.
6 BIT DATA @ 10 lines/sec.
PAPER FEED TIME.....15 Ms
SERIAL LOADING RATE 20 kcs

RELIABILITY

Solid state storage, transistorized hammer drive and paper feed . . . troublesome contacts and wiper arms eliminated by reluctance pickup. Digital logic throughout.

CUSTOM DESIGNS

Designs to meet MIL or Commercial Specs.

COMPATIBILITY

4 or 6 bit input data in parallel or serial-parallel form and in any coding system.

FLEXIBILITY

Self-synchronized or random (sloved) operating modes
Tailored horizontal and/or vertical formats
Modular construction permits wide variation of characteristics
Accessible input/output command functions for maximum utility

Look to Potter for a complete line of magnetic and perforated tape handlers, associated equipment and system combinations.



The mark of
Engineering Quality


POTTER INSTRUMENT COMPANY, INC.

Sunnyside Boulevard, Plainview, N. Y.
OVERbrook 1-3200

Potter has career opportunities for qualified engineers who like a challenge, and the freedom to meet it.

DY-2530 binary/decimal register and DY-2533/36 digital displays.

CIRCLE NO. 253 READER SERVICE CARD



Molded Terminals and hardware

LERCO ELECTRONICS, INC., 501 S. Varney St., Burbank, Calif., introduces a line of stock and custom molded parts. Included are four subminiature feed-through terminals with molded threadings that permit quick installation without special tooling, swaging or intricate assembly operations. Primary applications will be in small motors, resolvers, potentiometers and other radial assemblies.

CIRCLE NO. 254 READER SERVICE CARD

B-W Oscillator p-m focused

MENLO PARK ENGINEERING, 711 Hamilton Ave., Menlo Park, Calif. A packaged p-m focused backward wave oscillator which covers the X band provides a minimum of 1 mw power output. Compared to solenoid focused equipment, this unit weighs 50 percent less. Other advantages include far less power consumption (up to 75 percent reduction) and operational ease.

CIRCLE NO. 255 READER SERVICE CARD



Wirewound Resistor bobbinless

GENERAL TRANSISTOR CORP., 91-27 138th Place, Jamaica 35, N. Y. GTR-10 bobbinless precision wirewound

Engineering
careers
grow
better
at Link-
Palo Alto

The climate is right for achievement at Link-Palo Alto...
for your career, and for your enjoyment of life

Among the burgeoning projects at Link's attractive new laboratory are those requiring cultivation by engineers who have a green thumb with *analog and digital computers*. If you have such talents, you will want to investigate a career at Link - Palo Alto.

The professional atmosphere at Link is based on a recognition of technical competence and accomplishment. For those interested in advanced university study, Link will arrange tuition.

Salaries are excellent. The Link health, medical, and retirement plans are outstanding.

Palo Alto, a charming suburban community, offers an ideal location for career advancement and for raising a family.


There are immediate openings at all levels for engineers with experience in analog computer components and systems, radar simulation and fire control computer design.

Your engineering career can grow better at Link - Palo Alto. Contact us at once. Write to Mr. A. L. Rutman, Link Aviation, Inc., P. O. Box 1318, Palo Alto, California.




A subsidiary of
General Precision
Equipment
Corporation

LINK AVIATION, INC.



engineering service... everywhere!*



- on E-I GLASS-TO-METAL hermetic seals

*Call, wire or write for fast service on "crash" programs requiring—

- PLUG-IN CONNECTORS
- SINGLE LEAD TERMINALS
- END SEALS
- MULTIPLE HEADERS
- MINIATURE CLOSURES
- CUSTOM SEALING

Exhibitor in Booths 101, 102, 103, 104, 105, 106, 107, 108, 109, 110, 111, 112, 113, 114, 115, 116, 117, 118, 119, 120, 121, 122, 123, 124, 125, 126, 127, 128, 129, 130, 131, 132, 133, 134, 135, 136, 137, 138, 139, 140, 141, 142, 143, 144, 145, 146, 147, 148, 149, 150, 151, 152, 153, 154, 155, 156, 157, 158, 159, 160, 161, 162, 163, 164, 165, 166, 167, 168, 169, 170, 171, 172, 173, 174, 175, 176, 177, 178, 179, 180, 181, 182, 183, 184, 185, 186, 187, 188, 189, 190, 191, 192, 193, 194, 195, 196, 197, 198, 199, 200

VISIT OUR EXHIBIT AT THE
WESCON SHOW—BOOTH #1904

COAST-TO-COAST AND OVERSEAS! Complete "on-the-spot" engineering service is available to the designer/engineer nationwide, in Canada and abroad. A large, strategically located staff of qualified sales engineers provides the assistance needed to help solve your hermetic sealing problems. E-I offers *fast* service on standard seals, *complete* design and production facilities on custom types and the sealing of components of your own manufacture. Write for illustrated catalog on the E-I standard line, or send drawings for quotations on custom seals to your specifications.

ELECTRICAL INDUSTRIES

A Division of Philips Electronics, Inc. MURRAY HILL, NEW JERSEY





**For Fast Service
NATION-WIDE
on Ruggedized E-I
Glass-to-Metal Seals**

DOMESTIC

Arizona, Phoenix
R. S. Nelson
1828 E. Cambridge Ave.

California, Los Angeles 16
E. V. Roberts & Assoc.
5068 W. Washington Blvd.

BRANCH OFFICE:
California, San Carlos
1560 Laurel Street

Florida, Miami Beach
Jack Geartner Company
235 Lincoln Road

Illinois, Chicago
Jerry Golten Co.
2750 West North Ave.

Indiana, Indianapolis 19
Robert O. Whitesell
& Assoc.

6620 E. Washington St.

Kansas, Shawnee

Wilbur E. Goll
10511 W. 56th Terrace

Massachusetts, Cambridge
Glenn M. Hathaway
Electronics, Inc.

238 Main Street

BRANCH OFFICE:
Connecticut, Canaan
Richard E. Powell
Ducillo Bldg.

New Jersey, Madison
A. L. Livera & Assoc.
4 Green Village Road

BRANCH OFFICES:
New York, Jamaica 35
Edward Polk
144-15 Hillside Ave.
Pennsylvania, Broomall
Louis E. Di Carlo
P.O. Box 76

New York, East Syracuse
Electrical Industries
124 Kinne Road

New York, Poughkeepsie
Holliday-Hathaway
Co., Inc.

2 Cannon Street

Ohio, Cincinnati 36
The Arnold Johnson Co.
7565 Kenwood Road

Oregon, Portland
Dale G. Weber Co.
8 S. E. Clay Street

Texas, Dallas 6
Koch Engineering and
Sales Co.

309 Meadows Bldg.

EXPORT

Atlas Radio Corp. Ltd.
50 Wingold Avenue
Toronto 19, Ontario,
Canada

B. Fruedenberg, Inc.
240 West 98th Street
New York 25, New York

Philips Export Co.
Div. of North American
Philips Co. Inc.

100 E. 42nd Street
New York, New York

Rocke International
Corp.
13 E. 40th Street
New York, New York

Michigan, Grand Rapids
C. H. Roller Sales
5249 Stage, N.W.

Minnesota, Minneapolis 4
H. M. Richardson & Co.
9 East 22nd Street

**ELECTRICAL
INDUSTRIES**

A Division of Philips Electronics, Inc.
MURRAY HILL, NEW JERSEY



CIRCLE NO. 155 READER SERVICE CARD
ELECTRONICS • AUGUST 7, 1959


resistor is available in temperature coefficients of resistance as low as ± 2 ppm/deg C and tolerances of 0.01 percent. It exceeds MIL-R-93B and MIL-R-9444 specifications. Its stability and ability to withstand shock, vibration and adverse environmental conditions make it ideal for computer and military applications. Resistance range is 0.1 ohm to 750 K ohms, power rating $\frac{1}{2}$ w, and maximum operating voltage 500 v d-c.

CIRCLE NO. 256 READER SERVICE CARD

**Laminates
self-extinguishing**

GENERAL ELECTRIC Co., Schenectady 5, N. Y., announces two new Textolite self-extinguishing laminates for printed circuits, punched or machined parts, tube sockets, terminal strips, etc. Grade 11559 is a transparent laminate that combines excellent electrical properties with high flexural strength at high temperatures. Grade 11574, made from an epoxy resin system reinforced with quality electrical-grade paper, is a high-pressure, high-reliability cold-punch laminate.

CIRCLE NO. 257 READER SERVICE CARD



**Sampling Scope
fast rise time**

HEWLETT-PACKARD Co., 275 Page Mill Road, Palo Alto, Calif. Model 185A sampling oscilloscope provides a clear and steady display of pulses requiring resolution up to 500 mc. Presentation is on a large, 5-in. crt face, and no optical magnification is needed. Calibrated sweeps are compatible with the bandwidth of the scope and vary from 1 millimicrosec/cm to 100 millimicrosec/cm. Rise time is approximately 0.7 millimicrosec. A sweep delay control and magnifier provide a convenient means for syn-

**HERE'S A MANUAL FOR
QUALIFIED PERSONS**

**INTERESTED IN
Reliable
Printed
Circuits...**



Where performance is critical and failure unforgivable, there is only one way to make printed circuits. It is with quality control in depth, as developed by the Bureau Of

Engraving, Inc., and as described in our new U.S. Air Force Approved **QUALITY CONTROL MANUAL FOR PRINTED CIRCUIT BOARDS AND BOARD ASSEMBLIES.**

For instance, it is not enough that every circuit be gaged to a very close tolerance. Consideration must also be given to the fact that the gage itself wears in use. Under GAGE CONTROL our manual states, "The Gage Control procedure insures that all gages, measuring and test equipment being used are within the tolerances required to maintain manufacturing specifications . . . gage is to be inspected according to the wear policy and frequency as specified on the gage control card."

Procedures, functions, definitions and maintenance of materials specifications are discussed in detail. Our **QUALITY CONTROL MANUAL** meets MIL-STD-105A and MIL-Q-5923C standards.

If you are a qualified person (engaged in the development or manufacture of products requiring printed circuits), write for our manual on your company letterhead. Copies will be sent out free as long as our limited supply lasts.

WRITE TO:



Member of the
Institute of Printed Circuits

BUREAU OF ENGRAVING, Inc.

Industrial Division

504 S. 4th St., Minneapolis 15, Minn.
Telephone FEderal 9-8721

BUILD ON . . .

EASTERN


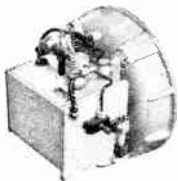
TEMPERATURE CONTROL EXPERIENCE REFRIGERATION COOLING

Sensitive aircraft and missile components and systems often require temperature control within close limits — while ambient temperatures fluctuate widely. Eastern refrigeration-type cooling systems are ideal for such conditions.

Designed for the strictest military requirements, these vapor-cycle closed-system packages are built around a highly efficient compressor powered by a special 400-cycle motor. Unique condensing and special cooling methods are called upon to meet the most unusual operating requirements, the most demanding specifications.

Capacities range from 100 to 6000 watts; operating altitudes extend to 100,000 feet. Some units, of the "boil-off" type, perform almost without regard for extremes in altitude and temperature.

Call on Eastern for imaginative solutions to *all* avionic cooling problems . . . and write for new Bulletin 360.



other refrigeration units for aircraft and missile electronics



**EASTERN
INDUSTRIES
INCORPORATED**
100 SKIFF STREET
HAMDEN 14, CONN.



chronizing through an external trigger. A specially designed probe is easily applied to the circuit under test and allows a high impedance input.

CIRCLE NO. 258 READER SERVICE CARD

Silicon Capacitors voltage-variable

PACIFIC SEMICONDUCTORS, INC., 10451 W. Jefferson, Culver City, Calif. Silicon voltage-variable capacitors combine wide tuning range and high Q. The quality factor of 50 and 100 at 4 v d-c at 50 mc permits an entirely new approach to the design of electronic tuning, automatic frequency control, harmonic generation, and numerous other circuits.

CIRCLE NO. 259 READER SERVICE CARD



Counting Dials multiturn devices

BORG EQUIPMENT DIVISION, Amphenol-Borg Electronics Corp., 120 S. Main St., Janesville, Wisc. A series of Microdials are specially designed for modern control panels. Mechanical features synonymous with all the company's Microdials such as smoothness of operation, absence of noise, no jumping or step-action and lack of ambiguities in reading have been retained. A contour lever brake arm locks settings in place, yet does not interfere with dial adjustment.

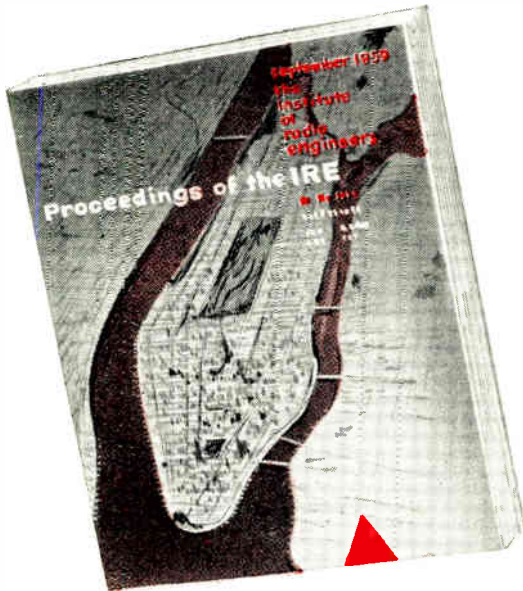
CIRCLE NO. 260 READER SERVICE CARD

Scope Modules plug-in type

ADVANCED ELECTRONICS MFG. CORP., 2116 S. Sepulveda Blvd., Los Angeles 25, Calif. Ten new oscillo-

As Comprehensive A Review of **INFRARED**

as Security Restrictions Will Allow!



The turning point in the practical application of infrared to military problems was during World War II when the Allies discovered the German Army was using infrared for secret signaling between infantry troops, for the surveillance of Russian tanks supposedly secure in the darkness, and for the detection of Allied night bombers which confused radars by the use of chaff. The turning point for the commercial application of infrared came about the same time when the American synthetic rubber program required rapid analysis of the C₄ fraction in butadiene production. Since this could best be achieved through infrared spectroscopy, commercial infrared spectrophotometers for chemical analysis began to appear in 1943.

Today, despite great advancements in the application of infrared to military and commercial uses, it appears to be only on the threshold of its full realization. That's what makes infrared such an exciting and challenging topic to investigate.

SEPTEMBER PROCEEDINGS OF THE IRE EXPLORES ENTIRE INFRARED FIELD

This special INFRARED ISSUE of the Proceedings of the IRE is the first unclassified American publication to bring together in one place the bulk of the basic information on infrared physics and technology. The material is current, authentic, and much of it recently declassified. It was prepared under the auspices of the Infrared Information Symposia (IRIS), an organization sponsored by the office

of Naval Research and under joint-service direction.

This comprehensive review of a rapidly growing science—infrared—is only one of the many services offered members of the IRE. Non-members of the Institute of Radio Engineers, however, are invited to reserve a copy of this vital issue by returning the coupon below, today.

PARTIAL CONTENTS OF THIS INFRARED ISSUE:

Preface, by Dr. Arthur R. Laufer.

Infrared, a New Frontier of Physics and Technology, by Dr. Stanley S. Ballard.

A History of Infrared, by Dr. Warren N. Arnquist and Dr. E. Scott Barr.

The Physics of Infrared, by Dr. Lewis E. Larmore.

The Infrared System, by Dr. Sidney Passman.

Applications, by Dr. Paul J. Ovrebo and Dr. R. Bowling Barnes.

General Bibliography, by Mr. William Wolfe.

PROCEEDINGS OF THE IRE

1 East 79th Street, New York 21, New York

Enclosed is \$3.00

Enclosed is company purchase order for the September, 1959, issue on INFRARED.

Name _____

Company _____

Address _____

City & State _____


All IRE members will receive this September issue as usual. Extra copies to members, \$1.25 each (only one to a member).

THE INSTITUTE OF RADIO ENGINEERS

1 East 79th Street • New York 21, New York



Where only the **best**
is good enough . . .



MODEL UHR-240

Krohn-Hite power supplies are used

In basic electronic instruments for lab or test work, *less* than the best may be a dangerously bad bargain. Unexpected limitations — of reliability, range, precision — can throw out weeks of work on today's jobs, and can make tomorrow's tougher jobs untouchable.

The *best* instrument of its type is probably a bit more expensive, but it's worth buying . . . because you can believe in it today, and will rely on it tomorrow. An example is the Krohn-Hite Model UHR-240 ultra-high-regulation power supply. Here are some facts about it.

MAIN DC OUTPUT: zero to 500 volts, continuously adjustable, at zero to 500 milliamperes.

REGULATION: less than 0.001% plus 0.002 volt from no load to full load.

LINE STABILIZATION: less than 0.003% plus 0.003 volt, for 10% change.

OUTPUT IMPEDANCE: DC — less than $(0.005 + 0.00002 \times \text{output volts})$ ohm; AC — less than 0.05 ohm plus 0.1 microhenry.

RIPPLE: less than 0.1 millivolt rms.

DC BIAS OUTPUT: zero to minus 150 volts, continuously adjustable, at zero to 5 ma; regulation less than 1%.

DC HEATER OUTPUTS: 5 to 12.6 volts, adjustable, at zero to 2.5 amperes.

AC HEATER OUTPUTS: two, each 6.3 volts at 10 amperes.

There's a lot more you should know about the UHR-240 . . . and about the other Krohn-Hite power supplies, oscillators, tunable electronic filters and amplifiers. In all of them, you'll find the same far-ahead engineering, design and construction. Because K-H instruments *are* good enough even for tomorrow's most critical work, they are increasingly chosen today where true reliability and precision are needed.



Write for your free copy of the new Krohn-Hite Catalog.

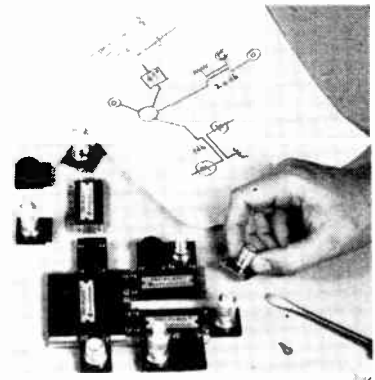
SEE US AT WESCON — BOOTHS 1818 — 1820

Krohn-Hite CORPORATION

580 Massachusetts Avenue, Cambridge 39, Mass.

scope modules are equipped with a plug-in feature which permits instantaneous switching of interchangeable amplifiers and sweep generators. The modules can be combined in a wide range of standard single-gun oscilloscopes, portable or rack-mounted, multigun oscilloscopes or in special purpose multichannel instruments designed for production, laboratory, missile checkout or other precision testing applications.

CIRCLE NO. 261 READER SERVICE CARD



Microwave Modules for quick assembly

SANDERS ASSOCIATES, INC., Nashua, N. H. A series of modular strip transmission line components can be assembled in minutes to produce complete circuits for 2-4 kmc operation. Tri-Plate modules permit quick, easy laboratory breadboarding of mixers, duplexers, modulators, and other circuits encountered in radar, data link, and microwave computer development.

CIRCLE NO. 262 READER SERVICE CARD



D-C Amplifiers solid-state

PACKARD BELL ELECTRONICS, 12333 W. Olympic Blvd., Los Angeles 64, Calif. Differential, operational and potentiometric d-c amplifiers, all using solid-state circuitry, are designed to meet the need for wide-


HAMILTON

meets the challenge for
superior instrumentation

Standard products of the Hamilton Watch Company. Hathaway Instrument Division, include a full line of the highest quality measuring, testing and control instruments.


Through a continuing program of research and development, Hamilton is engaged in the creation of vital new concepts in instrumentation...emphasizing the solution of special problems in electronics and electromechanical assemblies.

*Write for complete information about
Hamilton Products and Capabilities.*




**HAMILTON 559D6 TUNING FORK
FREQUENCY STANDARD**

A tuning fork, oven and associated circuitry assembly for ultra-high performance standards. Provides a stable, accurate source supplying the requirements of 200 to 6400 cycles per second as a fundamental frequency.




HAMILTON C6 OSCILLOGRAPH CAMERA

Adaptable to any type of oscilloscope having a 5" tube - provides a 6-inch wide continuous photographic record of phenomena displayed on the scope.



**HAMILTON
5279D TUNING FORK FREQUENCY STANDARD**

Its basic design makes it suitable as a modular component to provide a stable, accurate source supplying the requirements of 400 cycles as a fundamental frequency. Invaluable wherever instruments are sensitive to power frequency.




HAMILTON OPERATIONS RECORDER

This digital-analog recorder monitors multiple sequences or events. The electro-sensitive record for instantaneous viewing is produced by self-contained transistorized sensing circuits powered from an internal battery.

WESCON SHOW

*Hamilton Representatives are available at
The Clift Hotel, Penthouse*



HAMILTON WATCH COMPANY

HATHAWAY INSTRUMENT DIVISION

5800 East Jewell Avenue Denver 22, Colorado

from Instrument Calibration HEADQUARTERS




Measures
Precise
AC-DC
Voltage &
Current

**Model
1605**
\$2450.

A Self-Contained Laboratory Standard Facility

The Model 1605 AC-DC Calibration/Transfer Standard is a multi-function instrument capable of measuring AC and DC voltage and current up to 1500 volts and 15 amperes. It includes a precision four-digit readout potentiometer, laboratory standard cell, precision voltage multipliers, precision shunts hermetically sealed in oil, light beam galvanometer, AC monitoring meter, thermal converter and all necessary batteries and controls. DC measurements utilize the potentiometer or the potentiometer in conjunction with the voltage multipliers or shunts. For AC measurements the potentiometer and/or multiplier-shunt arrangement is used with the compensated AC-DC transfer element.



LIMIT OF ERROR

DC: 0.05% with correction factors;
0.1% direct reading.
AC: 0.065% with correction factors;
0.13% direct reading.
(AC accuracies are to 50 kc
on most ranges.)

For Owners of the RFL Model 829 AC-DC Instrument Calibration Standard

The Model 1605 may be used in conjunction with the Model 829 to calibrate instruments having greater accuracy requirements than that supplied by the Model 829 alone. The Model 1605 may also be used to calibrate the Model 829. The 829/1605 combination provides a calibration system which will handle your requirements, for current and voltage measurements to an accuracy of better than 0.1%, from DC to 400 cps.

*Performance is rigidly guaranteed.
Price is net, f.o.b. Boonton, N.J.
and subject to change without notice.*



SEND
FOR
TECH.
DATA

For additional information, including application data, write or phone DE 4-3100. Demonstrations available by local representatives.



**Radio Frequency
LABORATORIES, INC.**
Boonton, New Jersey, U.S.A.

band, accurate amplification where reliability is of prime importance. Differential types for use in the data reduction field have input impedances up to 10,000 megohms, noise in the μV range and a common mode rejection of 120 db at d-c. Operational types provide impedance matching and signal inversion in data handling systems. Potentiometric types are used as buffering devices to isolate the source of the measurement from the measuring device.

CIRCLE NO. 263 READER SERVICE CARD

Trimmer Pot for p-c use

SERVOTROL INC., 10130 W. Pacific Ave., Franklin Park, Ill. Type TPC is a microminiature trimmer, specifically designed for printed circuit installation, being about $\frac{1}{4}$ in. thick and 1 in. long. All the features of sealed high temperature plastic to meet severe environmental conditions are standard. A 37-turn lead screw provides the fine adjustment.

CIRCLE NO. 264 READER SERVICE CARD



Double Beam Scope two-gun crt

THE SCOPES CO., INC., P. O. Box 56, Monsey, N. Y. Model D31R double beam oscilloscope includes a dual-gun crt and has individual brightness controls and twin amplifiers d-c to 6 mc, -3 db. Panel height is 7 $\frac{1}{2}$ in. Unit has automatic sync, trigger level control and built-in time and voltage calibrators. It is claimed to provide double beam facilities at single beam cost.


CIRCLE NO. 265 READER SERVICE CARD

Instruments for lab and plant

GENERAL RADIO CO., West Concord, Mass. New instruments include Type 1554-A battery-operated sound and vibration analyzer. It is a tunable voltmeter with adjustable

bandwidth for narrow, $\frac{1}{2}$ octave and all-pass and will measure single-frequency and continuous (noise) components of spectrum. Range is 2.5 to 25,000 cps with a 10:1 span on each range. Type 1521-A is a transistorized graphic level recorder operating between 20 cps and 200 kc; type 1650-A, an impedance bridge with a transistor generator and detector; type 1305-A, an l-f polyphase oscillator with 0.01 to 1,000 cps output, direct-reading output-voltage meter, log frequency scale and output step attenuator for reduction of output level in 20 20-db steps. Type 1632-A is an inductance bridge with resolution to 6 significant figures and full-scale ranges from 1,111 μ h to 1,111 h inductance and 1,111 μ mhos to 1,111 mhos conductance.

CIRCLE NO. 266 READER SERVICE CARD



Photoreader high speed

BURROUGHS CORP., Electro Data Division, 460 Sierra Madre Villa, Pasadena, Calif. Model 220 Photoreader automatically transmits data and instructions via perforated paper tape to digital computer and control systems at the rate of 1,000 characters per sec. Unit may be adapted to any standard-width five-to-eight-level code commercial tape. Despite its rapid reading rate, the unit will stop on a single character in less than a second.

CIRCLE NO. 267 READER SERVICE CARD

Transformers encapsulated

ELECTRO ENGINEERING WORKS, 401 Preda St., San Leandro, Calif., is

**from 150 milliamperes
to 250 amperes**

Tarzian

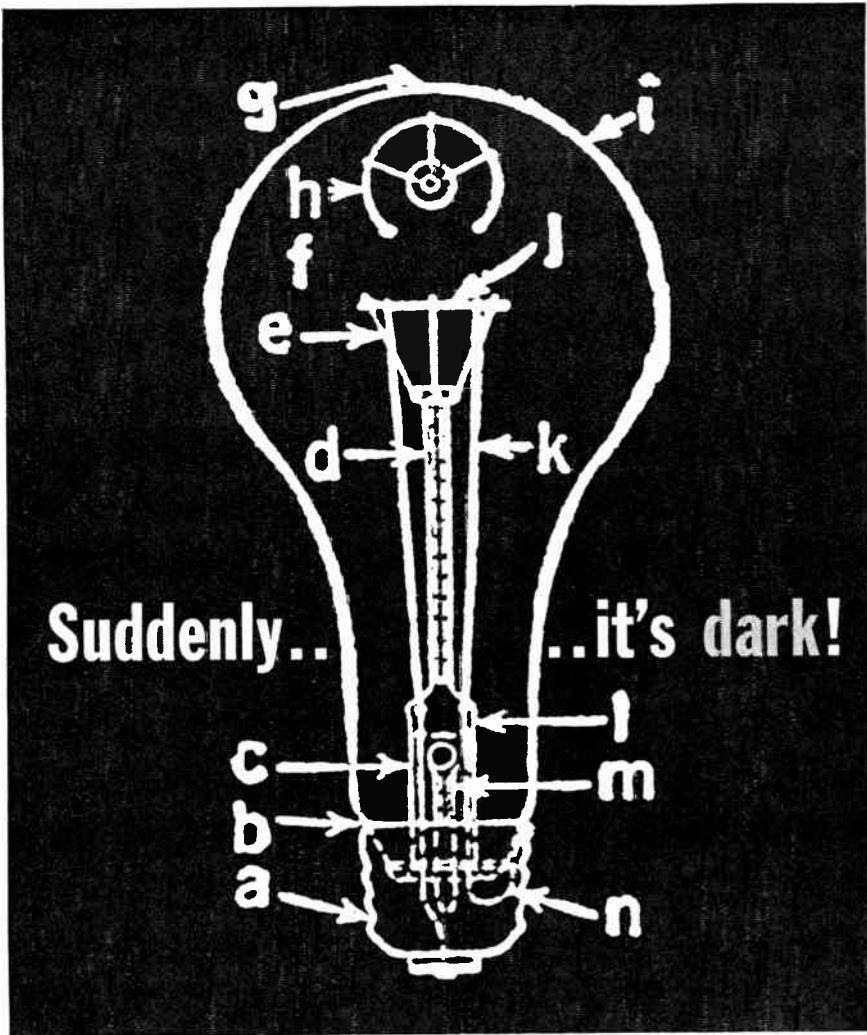
complete line of
**SILICON
RECTIFIERS**
*Over 190
standard types
from which
to choose*

Peak inverse voltages from 50 to 400 volts in most types—as high as 600 in many. Positive or negative base polarity available in all models rated at 20 amperes and over.

Complete engineering service and recommendations available.

Send for catalog.

SARKES TARZIAN, INC., RECTIFIER DIVISION, DEPT. EE4
415 NORTH COLLEGE AVE., BLOOMINGTON, INDIANA
In Canada: 700 Weston Rd., Toronto 9. Tel. Roger 2-7535 Dept. D-4 Export: Ad Auriema, Inc., New York City



A pretty dark situation, indeed—when a *single* electron tube failure can shut down an equipment or entire production line test facility! Use IERC's new set of a, b, c's to help you get improved electronic equipment reliability. **a.** The practice of replacing tube failures in manner and attitude like that of replacing a light bulb is neither protection nor cure against a continuing high rate of electron tube failures! **b.** Downtime, labor replacement costs often add up to 10 times the tube cost! **c.** You can actually increase tube life up to 12 times by specifying and using IERC Heat-dissipating Electron Tube Shields! The full facts, in the form of **d.** complete product literature, **e.** test reports, **f.** engineering data and **g.** tube shield application guides, especially prepared to help you "see the light," are available on request—write today!

Patents 2807659, 2766020 or Patents Pending.
Cross-licensed with North American Aviation, Inc.




International Electronic Research Corporation
145 West Magnolia Boulevard
Burbank, California

Foreign Manufacturers: Europelec, Paris, France. Garrard Mfg. & Eng. Co., Ltd., Swindon, England.



now applying HR/Epsal encapsulation techniques to high power military-type transformers. Custom engineered units up to 250 kva are available to meet Mil-T-27A grade 5 class T specifications for highly reliable operation in extreme environments. The construction employs special insulations and thin, solid coils which are bonded together and encapsulated in epoxy resin. The design reduces temperature rise by 50 percent through improved cooling, and achieves substantial size and weight savings in units completely sealed against moisture.


CIRCLE NO. 268 READER SERVICE CARD



Adjustoroids pot, stud mounts

BURNELL & Co., 10 Pelham Parkway, Pelham, N. Y. Pot and stud mounting types of Adjustoroids are designed for accessibility of slotted controls. The stud mount is particularly designed for p-c use in high acceleration, shock and vibration environments. Both types are hermetically sealed to meet MIL E 153052, or encapsulated in any sizes and shapes to fit special applications.

CIRCLE NO. 269 READER SERVICE CARD



Storage Battery silver-zinc cell


YARDNEY ELECTRIC CORP., 40-50 Leonard St., New York, N. Y. The PM200 Silvercel, a 4-lb, 5-oz battery, can provide outputs of 80 whr per lb. It offers a shelf life up to 3 yr, wet stand life more than 2 months, fast activation and re-

SCIENTISTS AND ENGINEERS ARE WANTED AT HALLAMORE FOR FULL-RESPONSIBILITY ASSIGNMENTS in space communication and tracking; ground support equipment, range instrumentation, and telemetry; power systems development; air-borne reconnaissance and servo-mechanisms; and for proprietary projects in the closed circuit television, instrumentation, and telephone fields. Typical Hallamore accomplishments include advancement and successful application of the phase-lock technique; development of 14 microlock tracking stations throughout the world for Explorer Satellites, United States Air Force, and United States Army Lunar Probes; development and production of the advanced, solid state autopilot for the Martin Mace; development of a drone reconnaissance television system; and launch control and instrumentation programs for Atlas, Titan, and Polaris missiles. Positions are available in the areas of system and analytical engineering, project engineering, circuit development, electromechanical engineering, and field engineering. This is an opportunity for the experienced to start in a position of importance...for the recent graduate of exceptional talent to advance in proportion to his capabilities...in a modern facility, in a delightful community of Southern California. Write or call David Snow, Director of Technical and Professional Employment, Hallamore Electronics Co., 714 N. Brookhurst St., Anaheim, Calif.—PRospect 4-1010. A division of The Siegler Corp.

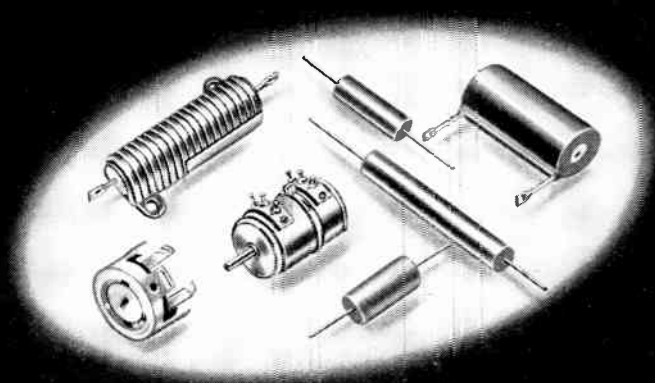
HALLAMORE

A TRIFLE STIFLED?





Time-tested!

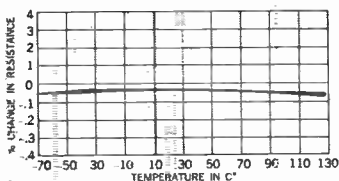


— the time-tested standard of the resistor industry

Evanohm*

RESISTANCE ALLOY

— for resistors and precision instruments



Percent change in resistance of an ideal sample of Evanohm. Normal production material (002 and finer) is supplied within the range ± 10 ppm (± 0.5 to 25°C. and 25 to 125°C. referred to 25°C.)

Wherever exceptional stability over a wide temperature range is essential, EVANOHM is the accepted standard of performance. This high-reliability resistance alloy provides high specific resistance, low temperature coefficient, low thermal EMF to copper. EVANOHM is especially recommended for use in resistors, aircraft instruments, for guided missiles, rockets and other precision equipment. Available in bare wire, enamel, formvar, polyurethane, silk, cotton, nylon and glass insulation. Write for complete electrical and mechanical data and recommendations on your specific application.

*Patents 2,293,878-2,638,425 — Tradename Registered

WILBUR B. DRIVER CO.

Main Office: NEWARK, N. J. — Tel. HUmboldt 2-5550



Branch Offices and Warehouses in Principal Cities. Manufacturing Plants: 1875 McCarter H'way, Newark 4, N. J.; 2734 Industrial Way, Santa Maria, Calif. Canadian Wilbur B. Driver Co., Ltd., Rexdale (Toronto). Subsidiary: Western Gold and Platinum Co., 525 Harbor Blvd., Belmont, Calif.

VISIT OUR EXHIBIT AT THE WESCON SHOW—BOOTH 802


cyclability (more than 5 cycles). It has an operational temperature range of +165 F to 0 F—down to below -65 F with heaters—and a charge retention of up to 95 percent after one month's activated stand. At a fixed load, and with temperature limits within ± 10 F, plateau voltage regulation is within ± 2 percent.

CIRCLE NO. 270 READER SERVICE CARD

Solderforms for semiconductors

KESTER SOLDER Co., 4201 Wrightwood Ave., Chicago 39, Ill. Latest developments in Solderforms (pre-formed solder and flux combinations) contribute to the growth of various electronic products. Today Solderforms are vitally important in the semiconductor field, being widely used in transistors and germanium diodes.

CIRCLE NO. 271 READER SERVICE CARD



A-C/D-C Calibrators high accuracy

WESTON INSTRUMENTS DIV., Daystrom, Inc., 614 Frelinghuysen Ave., Newark 12, N. J. Model 60 series a-c and d-c calibration consoles provide power source, circuitry and control for calibration of military, aircraft, industrial and laboratory instruments. Accuracy is 0.05 percent at temperatures of 40 F to 100 F. Calibration speed is reported 3 times as fast in time and 6 times as fast in manhours over conventional equipment. Simplified switching networks permit non-skilled workers to operate the consoles. They measure 30 $\frac{3}{4}$ in. high by 21 $\frac{1}{2}$ in. wide and 19 $\frac{1}{2}$ in. and can be removed from cabinets for mounting in 19-in. rack panels. Each operates from 60-cps, 110-120

Editorial Conference: Friday 9:30 AM



Bill MacDonald, 33 years an Editor, Feeds a Growing Boy

Electronics, like a growing boy, has a voracious appetite — an appetite for information about technical developments, new markets, business potentials . . .

electronics magazine has the job of feeding information to the industry in a balanced editorial diet so that the quality and quantity of editorial will more than meet industry requirements.

Editor W. W. MacDonald inspires respect from his 26-man editorial staff, and justly so. Mac has been, successively, an Associate Editor, Executive Editor and then Editor of *electronics*. Before joining *electronics* he had been Managing Editor of "Electrical Merchandising" and Editor of "Radio Retailing." A senior member of the Institute of Radio Engineers, he has devoted 33 years to editing McGraw-Hill publications.

Mac is responsible for *electronics* editorial. True, he has far more assistance from his highly trained, professionally mature staff than do most

business publication editors. Fifteen members draw upon direct engineering experience in the electronics field. Four editors gained electronics experience in the armed services. Four others came to *electronics* with backgrounds in journalism, finance, and marketing. The balance of the staff comprise the Art Director and his assistants.

But the Editor of *electronics* is a perfectionist and never satisfied. He is constantly raising the standards by researching his readers, going into the field, sounding out his staff.

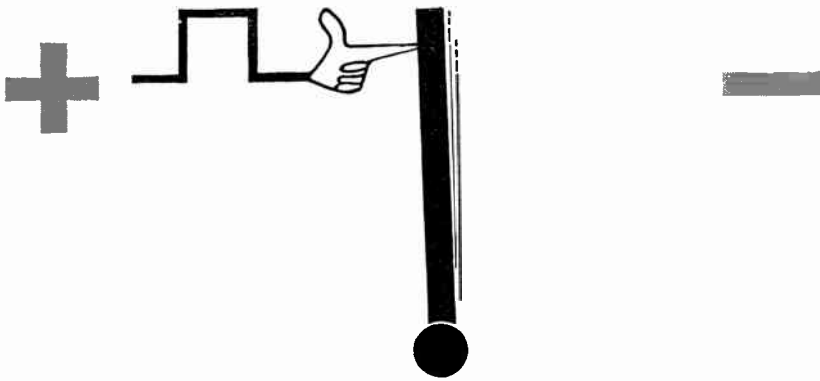
And what does Mac's editorial contribution mean?

That the reader of *electronics* is kept best informed about his industry, and is therefore most apt to progress in it. If your subscription to *electronics* is expiring, if you're not a subscriber, fill in the box on the Reader Service Card. It's easy to use. Postage is free.

electronics

A McGraw-Hill Publication • 330 West 42nd Street, New York 36, N. Y.





How to trip a relay*

WITH A WEE PULSE

The technique of operating relays by direct application of pulses is nowhere near as widely used as (we think) it should be. This method lets you keep relay energy consumption and power supply drain down to a bare minimum — particularly if bi-stable polar relays are used. When you combine pulse operation with magnetic latching, no continuous coil current is needed to keep the relay contacts closed. Of course we have an ax to grind in that there are now no less than six* series of Sigma polarized, magnetic latching (Form Z) relays which can operate on single pulses. The newest of these is the subminiature Series 32 — which, when operated in this power-pinching way, could be just what you've been looking for.



Here are some of the "high spots" in the technique of transferring the armature from one contact to the other with minimum energy. Ideally, the armature should arrive at the center of the air gap with zero velocity, whereupon the magnetic field can take over. A current pulse that starts out at trip value and decreases linearly to zero as the armature reaches the midpoint could do this (fig. 1), but the inductive relay coil makes such a pulse circuit impossible.

*Sigma Series 6, 7, 32, 61, 72 & 73




Fig. 1

However, similar waveforms can be approximated by a capacitor-stored pulse discharged into the relay coil. Although there are several fundamentally similar ways of doing this, one circuit (fig. 2) wastes no energy in a resistor and permits the relay to take a round trip operation on a single slug of energy from the source.

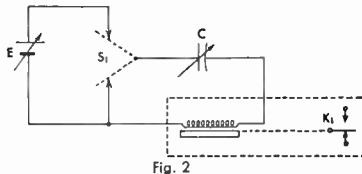



Fig. 2

As you get deeper into this business, it turns out that at least two quantities must be known to apply this method: the "pulse constant" in microjoules per mw. of relay sensitivity, and the "matching constant" in microseconds. A technical paper discussing all of the foregoing in some detail (presented at the recent NARM Conference), pulse application data, Series 32 bulletin, etc. are available on request. Ask for the special "PulsePacket", hand-somely bound in a manilla envelope.



At WESCON —
Booths 1901 & 1903

SIGMA

SIGMA INSTRUMENTS, INC.
62 Pearl St., So. Braintree 85, Mass.

AN AFFILIATE OF THE FISHER-PIERCE CO. (Incorporated 1939)

v source and draws less than 500 w. Model 62 is an a-c ammeter console; Model 63, a-c voltmeter; Model 64, d-c voltmeter, and Model 65, d-c ammeter console. Each can also be used as constant current or voltage source.

CIRCLE NO. 272 READER SERVICE CARD



Wave Analyzer portable, compact

TECHNICAL PRODUCTS CO., 6670 Lexington Ave., Los Angeles 38, Calif. TP-670 wave analyzer weighs 28 lb in carrying case. It offers a frequency range from 20-20,000 cps with a selection of two filter band widths, 5 cps and 20 cps. Voltage input is 0.001 v to 150 v for 100 percent meter indication. Input impedance is 100,000 ohms. Power supply is 115/230 v a-c, 50/60 cps.

CIRCLE NO. 273 READER SERVICE CARD

Analog Computer desk-top size

ELECTRONIC ASSOCIATES, INC., Long Branch, N. J. All-transistorized PACE TR-10 analog computer is 15 in. wide, 17 in. deep and 24 in. high, but performs 95 percent of mathematical operations an engineer normally requires in normal design calculations. Price is under \$4,000 for basic unit of 10 operation amplifiers to under \$9,000 for the fully expanded unit.

CIRCLE NO. 274 READER SERVICE CARD

Potentiometers liquid-filled

HELIPOT DIVISION of Beckman Instruments, Inc., 2500 Fullerton Road, Fullerton, Calif. Three liquid-filled pots are in production—the 10-turn, 1½ in. model 4203; 10-turn,




photo 1/2 actual size

NEW

HIGH-SPEED, MINIATURE STEPPING SWITCH

For: Automatic switching, circuit selection, and timing-control

Featuring: • 80 steps per second on impulse drive • 30 contacts per bank • maximum 12 banks • only 17 oz. in weight • unique sequence switching

Write today for complete technical data on the unique Miniature Uniselector — ALSO on the Two-Way and One-Way Stepping Switches.



11 University Rd., Cambridge 38, Mass.

U.S. AGENTS FOR GENERAL ELECTRIC COMPANY, LTD. OF ENGLAND

CIRCLE NO. 223 READER SERVICE CARD

MEET ROLLY CHAREST



Associate Editor electronics

RESUME:

Charest, Roland J., Boston University, BS in Journalism. Formerly New England editor for electronics. Navy sonarman. Writer, reporter, editor for Lynn Item, Boston Globe, Boston Traveler. Won a New England Associated

Press (AP) award in 1955 for writing feature articles in the major city newspaper class.

PRESENT OCCUPATION:

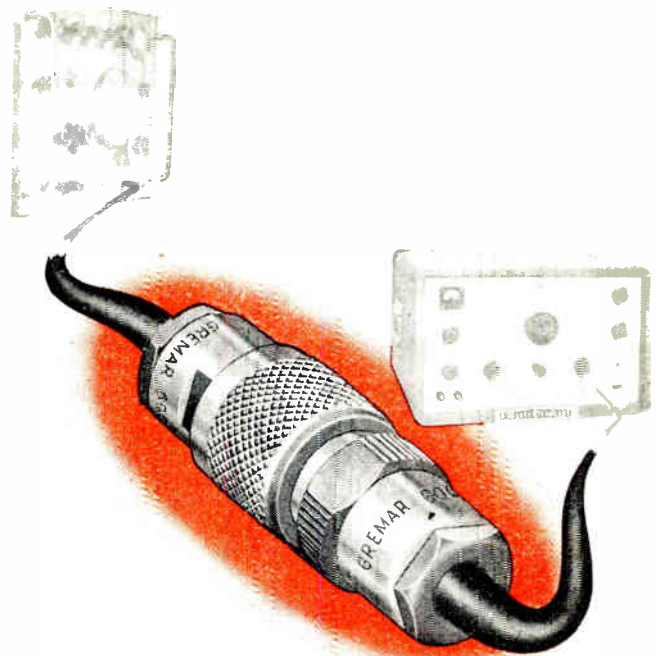
Rolly Charest supports Managing Editor Jack Carroll for editorial content accuracy and expediting putting each weekly issue to bed. Rolly reworks headlines for greater readability, is involved in makeup, and helps polish editorial content. Rolly's across-the-board background assures you accuracy in the face of journalistic pressures; articles in this week's issue that could be held over to the next deadline, but are not. The readers' interests come first!

REFERENCES:

If you're not a subscriber, if your subscription is expiring, if you will miss exciting features "in-the-works" by electronics 26-man staff, fill in box on Reader Service Card. Easy to use. Postage is free.

electronics

A McGraw-Hill Publication • 330 W. 42nd St., New York 36



Why buy a weak link?

GUARANTEE RELIABLE CONNECTIONS

WITH **GREMAR**

HEWLETT-PACKARD and other top quality electronic test instrument makers who demand reliability and exceptional performance from their components, specify Gremar because:

GREMAR CONCENTRATES . . . on RF connectors only . . . focusing unique engineering, production and quality control facilities on standard and special connectors guaranteed to meet your specs.

GREMAR DELIVERS . . . stocks America's most complete line of RF connectors and fittings . . . maintains a shelf stock of more than 500,000 assembled units . . . of over 2000 types . . . and 4,000,000 component parts ready for assembly!

GREMAR INVITES YOU to evaluate its superior RF stock connectors and its unique ability to engineer units to your needs. Write for literature on all series . . . BN, BNC, TNC, C, SC, N, QDL, QDS, SM, FN, LC, LT, PULSE — or send us your specs on special requirements.



Gage calibration prior to checking thread dimensions is just one of 142 separate quality checks Gremar performs to insure utmost reliability.



GREMAR

MANUFACTURING COMPANY, INC.

Dept. A, Wakefield, Mass., CRystal 9-4586

RELIABILITY THROUGH QUALITY CONTROL

See us at the Wescon Show — Booth No. 1612

BALLANTINE VOLTMETER

Model 300-D

Price: \$235.

gives you
utmost

Accuracy,

Stability

and

Reliability

... plus

these

features



- Long life
- High input impedance
- Wide voltage range
- Large easy to read meter with overlap
- High accuracy at any point on the scale
- Light, compact, rugged

SPECIFICATIONS

VOLTAGE RANGE: 1 millivolt to 1000 volts rms. in 6 decade ranges (.01, .1, 1, 10, 100 and 1000 volts full scale).

FREQUENCY RANGE: 10 to 250,000 cps.

ACCURACY: 2% throughout voltage and frequency ranges and *at all points on the meter scale.*

INPUT IMPEDANCE: 2 megohms shunted by 15 μ f except 25 μ f on lowest range.

DECIBEL RANGE: -60 to +60 decibels referred to 1 volt.

STABILITY: Less than 1/2% change with power supply voltage variation from 105 to 125 volts.

SCALES: Logarithmic voltage scale reading from 1 to 10 with 10% overlap at both ends; auxiliary linear scale in decibels from 0 to 20.

AMPLIFIER CHARACTERISTICS: Maximum voltage gain of 60 dB; maximum output 10 volts; output impedance is 300 ohms. Frequency response flat within 1 DB from 10 to 250,000 cps.

POWER SUPPLY: 115/230 volts, 50-420 cps, 35 watts approx.


Write for catalog for complete information.



BALLANTINE LABORATORIES, INC.
Boonton, New Jersey

2 in. model 4613; and 3-turn, 2 in. model 4713. Pots claim a life span of at least 10 million shaft revolutions, increased dielectric strength, greater heat dissipation, extremely low noise throughout life, and operation under water.

CIRCLE NO. 275 READER SERVICE CARD



Connectors rack and panel

AMP, INC., Harrisburg, Pa. New line of 50 and 100-position AMP insert rack and panel connectors are designed for general use and critical circuit requirements in difficult environments. Solderless contact damage is prevented by shells polarized for correct mating, extended shell alignment skirts and bushings to line up plug and receptacle.

CIRCLE NO. 276 READER SERVICE CARD

Trimmer Pots rotary type

TUCSON INSTRUMENT CORP., Tucson, Ariz., offers a line of miniature and microminiature rotary type single turn trimmer pots. Sizes range from 1/8 in. diameter to 1/2 in. diameter with a variety of mounting methods. Types RVO4, RVO5 and PCO5 will withstand temperatures from -55 C to +150 C and types H-0505-T and H-0621-T will withstand up to +175 C. Resistance range of the 1/8 in. trimmer is up to 25 K ohms—the RVO5 1/2 in. trimmer is up to 50 K ohms, and the H-0505-T and H-0621-T up to 100 K ohms.

CIRCLE NO. 277 READER SERVICE CARD




Tubular Capacitors plastic-cased

AEROVOX CORP., New Bedford, Mass., introduces plastic-cased solid impregnated tubular capacitors. "Polycap" construction features

- automatically normalizes current in DC teleprinter signal loops
- eliminates metering and manual adjustments
- effects savings in maintenance costs
- may be used on polar or neutral DC circuits
- requires no supplemental power supply

TRANSISTORIZED LOOP CURRENT CONTROL

Type 238: Model 1, for 60 ma DC loops;
Model 2, for 20 ma DC loops



Pace-Setters in Quality Communication Equipment

NORTHERN RADIO COMPANY, inc.

147 WEST 22nd ST., NEW YORK 11, NEW YORK

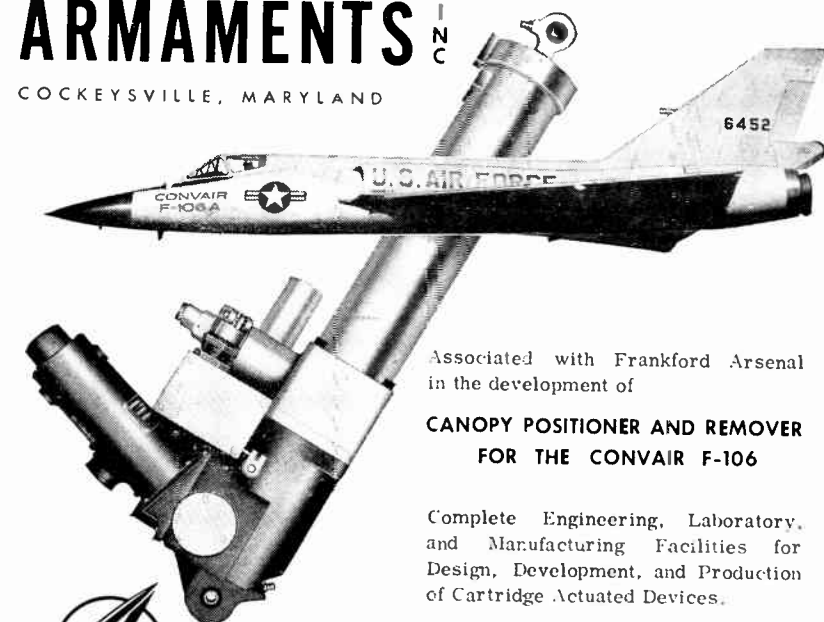
In Canada: Northern Radio Mfg. Co., Ltd., 1950 Bank St., Billings Bridge, Ottawa, Ontario.

Write on your letterhead for free literature to Dept. E-8

CIRCLE NO. 178 READER SERVICE CARD

AIRCRAFT ARMAMENTS

COCKEYSVILLE, MARYLAND



Associated with Frankford Arsenal in the development of

CANOPY POSITIONER AND REMOVER FOR THE CONVAIR F-106

Complete Engineering, Laboratory, and Manufacturing Facilities for Design, Development, and Production of Cartridge Actuated Devices.

- GAS GENERATORS
- CUTTERS
- THRUSTERS
- CARTRIDGES



A SUBSIDIARY OF THE UNITED INDUSTRIAL CORPORATION

CIRCLE NO. 184 READER SERVICE CARD



COMPLETE LINE + FAST SERVICE

= HIPERSIL CORES

Westinghouse stocks all types and sizes of Hipersil cores in three locations to serve you better

COMPLETE LINE includes the new EIA, RS-217 standard sizes.

- Type-C: 12,4,2 and 1 mil sizes, in single- and 3-phase, from a fraction of an ounce to 300 pounds.
- Ring Cores: with new polyclad treatment—assure best magnetic performance of any Epoxy resin-coated core ready to receive windings.
- Special Cores: to any specification and shape requirement—rectangular, triangular and others.

FAST SERVICE is assured by complete stocks at Greenville, Pa.; Boston, Mass.; and Los Angeles, Calif.

Performance of Hipersil® cores in "iron-core" components is guaranteed to meet or exceed specifications.

FOR MORE FACTS, VISIT OUR BOOTH, B-3017, AISLE 3000, AT WESCON.

J-70920-IR

YOU CAN BE SURE...IF IT'S
Westinghouse

WATCH "WESTINGHOUSE LUCILLE BALL-OESI ARNAZ SHOWS" 1:35 TV MONDAYS

AIRPAX

...for proven performance and reliability

CIRCUIT BREAKER
SERIES 500



2300-1
LOW NOISE
CHOPPER



6025
TRANSISTOR
CHOPPER




PREAC
MAGNETIC
AMPLIFIERS



CUSTOM
MAGNETIC
AMPLIFIERS

ELECTRONIC
TACHOMETERS
SERIES 7000



The illustrations show only a few of the components produced by Airpax, undisputed leader in the manufacture of precision choppers. Other

products are equally noted for excellence of design and performance reliability. Chopper types, both standard and custom with mounting and header variants, number well over 250.

Pulse, audio and power transformers . . . custom designed or standard types . . . are an important part of Airpax production. Our transformer engineering staff will design transformers meeting your most exacting specifications or requirements.

Airpax maintains a Western Sales-Engineering office to expedite service to the ever expanding electronic industry on the West Coast. The office, located at 2550 East Foothill Blvd., Pasadena, is staffed with graduate engineers competent to assist in the solution of complex problems. Teletype facilities to Airpax plants ensure rapid communication and speedy delivery of your requirements.

VISIT THE AIRPAX DISPLAY
WESCON
BOOTHS 521-523




AM31

CAMBRIDGE, MARYLAND FORT LAUDERDALE, FLORIDA

outstanding humidity resistance characteristics. Units also offer excellent long life, high insulation resistance and low-power factor. The capacitor is completely free of any overall outer wax coating and uniform in appearance. Absence of wax facilitates handling and assembly procedures.


CIRCLE NO. 278 READER SERVICE CARD



Pulse Transformers compact units

FERRO-MAGNETICS Co., 989 Commercial St. Palo Alto, Calif. The "F" style pulse transformer was developed to achieve reliability at high speeds and shorter pulses and operation in more stringent environmental conditions. It features a 25 percent reduction in size for a 60 w peak power rating; a standard case better suited to p-c construction; a case whose size and configuration ($\frac{1}{2}$ by $\frac{1}{2}$ by $\frac{1}{2}$ in.) will not vary by more than ± 0.002 in. between any quantity; an internal construction that withstands 700 v hipot.

CIRCLE NO. 279 READER SERVICE CARD



Microwave Tubes ruggedized

BENDIX AVIATION CORP., Red Bank Division, Long Branch, N. J. Tube types TE-53 and TE-78 mechanically tuned reflex klystron oscillators operate at 34,000 to 35,600 mc. Design features ceramic insulators, dielectric tuning, waveguide output, and an improved electron gun design to provide stable operating frequency, optimum electronic tuning and power output with low resonator voltage, reduced power input and long operating life.

CIRCLE NO. 280 READER SERVICE CARD



Variable Trimmer wide capacity range

JFD ELECTRONICS CORP., 1462 62nd St., Brooklyn 4, N. Y. The MAX-C variable trimmer has a capacity range about three times more than previous similar sized trimmers. It also features strong vibration and shock-resistance. Typically, a MAX-C capacitor 1 in. long by $\frac{3}{8}$ in. diameter has a 60 μmf range. Each model is available in panel mount for standard chassis circuitry, lead and lug, and 4-wire mounting types for p-c board applications.


CIRCLE NO. 281 READER SERVICE CARD



Miniature Chopper shock-resistant

THE BRISTOL CO., Waterbury 20, Conn. Shock and vibration-resistant C1430 miniature dpdt choppers have contact ratings from dry circuit to 100 v and thermal drift less than 1 μv . Temperatures from -65 to 125 C have negligible effect on phase angle and tracking over frequency range is reported excellent. Mountings are 2-hole, 4-hole, side and clamp, and 9-pin plug-in.


CIRCLE NO. 282 READER SERVICE CARD



Ceramic Capacitor miniaturized

VITRAMON INC., Box 544, Bridgeport, 1, Conn. The VK ceramic capacitor series, the smallest of which measures 0.2 in. in its longest dimension with a capacity of 1,000

FREE ANALYSIS OF YOUR DIFFICULT MACHINING PROBLEMS



Cuts Round Semiconductor Chips, Increases Yield 13%

PROBLEM: Cut round semiconductor chips from silicon and germanium wafers. Advantage of round chips is that for a given area they fit into smaller packages than rectangular chips. Also, round chips offer no orientation problem in packaging, thus lend themselves readily to automatic assembly.

SOLUTION: A Raytheon Impact Grinding Analyst recommended using ganged steel tubes brazed together as the cutting tool with a 700 watt Raytheon Impact Grinder.

RESULT: Round chips successfully mass-produced, yield per wafer of semiconductor material increased 13%.

HOW YOU CAN BENEFIT: Whatever your difficult cutting, slicing, drilling or shaping problem—in hard or brittle material your Raytheon Impact Grinding Analyst can help you solve it. For full details, fill out the enclosed coupon and send it in. No cost or obligation.



Excellence in Electronics

**MAIL THIS
COUPON
FOR FREE
ANALYSIS**
—without
cost or
obligation.

TO: RAYTHEON COMPANY
INDUSTRIAL APPARATUS DIVISION
PRODUCTION APPARATUS DEPT. GE8
MANCHESTER, NEW HAMPSHIRE

- Please send me literature on Raytheon Impact Grinders.
 Please have a Raytheon Impact Grinding Analyst contact me.

My problem is: (describe metals or non-metals involved, tolerances, etc.)

NAME _____


COMPANY _____

ADDRESS _____

CITY _____ STATE _____

America's Finest ... TUNER

and
low-priced, too—



The Sarkes Tarzian "HOT ROD"

The new, turret-type tuner is the result of over 15 years of specialization in the design . . . development and manufacture of television tuners.


Modern manufacturing methods—with stress on automation—enable us to offer the "HOT ROD" at the attractive, low price. And, it's the smallest unit on the market with these outstanding features:

Tetrode R. F. stage . . . high gain . . . low noise . . . 13 permanent positions . . . adaptable for remote control operation . . . easily converted to UHF . . . very low oscillator drift . . . individual oscillator front adjustment . . . good resetability and I.F. output is tunable from the front.



Call or write for information


SARKES TARZIAN, INC.



Sales Department, Tuner Division
East Hillside Drive • Bloomington, Indiana

$\mu\mu\text{f}$, achieves a package density of 432,000 parts per cu ft. The series is built around a precision molded case whose square configuration offers the optimum in capacitance per unit volume. Dielectric strength is guaranteed to withstand a potential of 800 v d-c applied for 10 sec at 25 C. Units feature high temperature operation without voltage derating from -55 C to $+150\text{ C}$.


CIRCLE NO. 283 READER SERVICE CARD



A-F Voltmeter 1 mv to 100 v rms

WAYNE KERR CORP., 1633 Race St., Philadelphia 3, Pa. Type M-121 portable voltmeter measures audio- and low radio-frequency signals to an absolute accuracy of 0.5 percent. Full-scale ranges are from 1 mv to 100 v rms; frequency range from 20 cps to 400 kc. An incremental decibel control enables readings to be obtained with a discrimination of better than 0.03 db. Input impedance is 10 megohms on the 30- and 100-v ranges, and is not less than 20 megohms on all other ranges. Facilities for balanced and unbalanced inputs are provided at 100,000 ohms and 600 ohms impedance.

CIRCLE NO. 284 READER SERVICE CARD



Horizon Sensor wide-angle

BARNES ENGINEERING Co., 30 Commerce Road, Stamford, Conn. Model 13-130 wide-angle horizon sensor is

TELEMETERING ENGINEERS NEEDED

IN SOUTHERN CALIFORNIA

Bendix-Pacific

the major source for telemetry systems and components, offers you a unique opportunity to fully use your ability with a rewarding future as a qualified engineer.

Have you had two or more years experience in the design of VHF or UHF transmitters?

... in airborne packaging?
... in transistor circuitry?


If you have, we want to talk to you.

Please send resume to W. C. WALKER
ENGINEERING EMPLOYMENT MANAGER

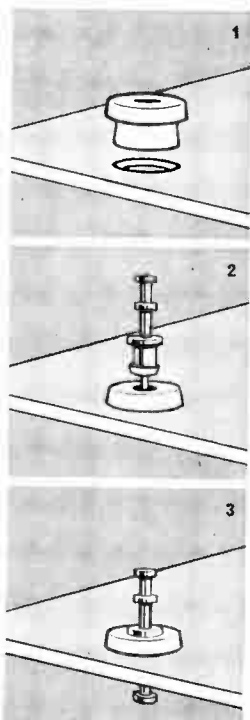


11600 SHERMAN WAY
NORTH HOLLYWOOD, CALIFORNIA

Other High-Level Electronic Engineering Positions Available



USECO



**Cut production costs, reduce
inventory, lower terminal costs**

with new **LOC-FIT** insulated & feed-thru **TERMINALS**

1. PUSH TEFLON GROMMET INTO HOLE—by hand or with available tooling. No precision tolerances, no counter-boring or de-burring operation needed with Loc-Fit terminals. **SAVE 40% ON CHASSIS PREPARATION!**

2. INSERT LOC-FIT TERMINAL—Any standard configuration of insulated or feed-thru terminal readily fits one of only two grommets. **DOWN GOES YOUR INVENTORY.**

3. SNAP LOC-FIT INTO PLACE! Positive lock is effected immediately. Teflon deformation around terminal base and chassis assures 18 to 20 pounds in-line pull strength. **GET HARD USAGE APPLICATIONS AT LOWER COST!**

TEST LOC-FIT YOURSELF! Request engineering Data Sheet and representative samples of Loc-Fit insulated and feed-thru terminals.

SEE YOU AT WESCON! See Loc-Fit demonstrated at our booth #1625



**LITTON INDUSTRIES
U. S. ENGINEERING CO. DIVISION**

13536 Saticoy St., P. O. Box 2368, Van Nuys, California



If you're "hung up" by slow deliveries on high temperature wires, cables or tubing, order from Super-Temp. *Absolutely no one can deliver faster* or produce higher quality TEFLON* insulated wires.

Super-Temp has consistently kept pace with the techniques of aircraft and missile design and can provide solutions to complex, high temperature wiring problems. Super-Temp's wires, cables and tubing meet MIL specifications with wide margins of reliability.

NEED IT FAST? . . . SEE SUPER-TEMP FIRST!

**SILICONE
RUBBER
WIRES
AVAILABLE**

**MAGNET WIRE
LEAD WIRE
MINIATURE CABLES
JUMBO CABLES
LACING CORDS
TUBING
SPECIALTY WIRE
TEFLON TAPES**

FREE!

Send For
Valuable
NEW 64
Page
Catalog



**Save Time
WITH
Super-Temp**

American Super-Temperature Wires, Inc.


A wholly owned subsidiary of Haveg Industries, Inc.
8 W. Canal Street, Winooski, Vermont • University 2-9636
General Sales Office: 195 Nassau St. • Princeton, N. J. • Walnut 4-4490

Agents in principal electronic manufacturing areas

See us at the WESCON Show - Booth No. 3810

a compact and sensitive passive infrared device which can detect the thermal discontinuity between the earth and space. Two of these sensors can be used to establish a stable vertical reference for control of the orientation or attitude of a missile or satellite in space. Transistor electronics are used exclusively, and all circuits are potted. The sensor weighs 2.5 lb and consumes 4 w of power.


CIRCLE NO. 285 READER SERVICE CARD



**Teflon Wire
irradiated, bondable**

TENSOLITE INSULATED WIRE CO., INC., W. Main St., Tarrytown, N. Y. Bondable Teflon insulated wire is irradiated for more permanent potting and printing. Ability of the wire to meet MIL-W-16878C is not affected. Also available are high temperature cable and cable assemblies (illustrated, before potting and jacketing), many with over 150 conductors.

CIRCLE NO. 286 READER SERVICE CARD



**Oscillating Table
covers 0.1 to 150 cps**

MICRO GEE PRODUCTS, INC., 6319 W. Slauson Ave., Culver City, Calif. Model 60A angular oscillating table is for rapid frequency response testing of rate gyros and angular accelerometers. It holds constant sinusoidal rate as frequency is

Jack Carroll

Managing Editor, **electronics**
Holds Partial Staff Meeting



Resumé:

Carroll, John M., (seated in photo) Lehigh University, BS, Hofstra College, MA in Physics, member several I.R.E. committees. Naval electronics, World War II. Electronics engineering officer during Korean war. Background in engineering derives from experience with the National Bureau of Standards, Naval Research Laboratories, Liberty Aircraft, American Instrument Co. Author of technical books for McGraw-Hill Book Company.

Present Occupation:

Jack Carroll is responsible for "getting-out-the-book" each week within the framework of editorial policy formed by W. W. MacDonald, Editor of **electronics**. Jack is occupied with editorial makeup, with the accuracy of editorial content, with scheduling the workload of a 26-editor staff to provide maximum coverage of technical developments and business information.

References:

Jack is a dedicated man—dedicated to the interests of the readers of **electronics** magazine. His prime goal is to help edit a publication which will be required reading for the important people in the electronics industry—a publication that will fill the needs of design-research, production, management. If you are not receiving the publication that is edited to keep you best informed, if you are not a subscriber, or if your subscription is expiring, fill in the box on the Reader Service Card. Easy to use. Postage is free.



electronics



A McGraw-Hill Publication

330 West 42nd Street, New York 36, New York

AMPERITE

THERMOSTATIC DELAY RELAYS

2 to 180 Seconds


Actuated by a heater, they operate on A.C., D.C., or Pulsating Current.

Hermetically sealed. Not affected by altitude, moisture, or climate changes.

SPST only—normally open or closed.

Compensated for ambient temperature changes from -55° to $+70^{\circ}$ C. Heaters consume approximately 2 W. and may be operated continuously. The units are rugged, explosion-proof, long-lived, and—inexpensive!

TYPES: Standard Radio Octal, and 9-Pin Miniature . . . List Price, \$4.00.
Standard Delays

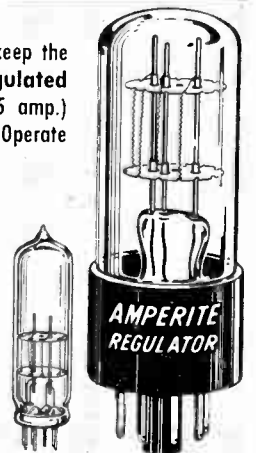
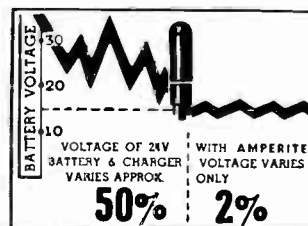


Also—Amperite Differential Relays: Used for automatic overload, under-voltage or under-current protection.

**PROBLEM? Send for
Bulletin No. TR-81**

AMPERITE BALLAST REGULATORS

Amperite Regulators are designed to keep the current in a circuit **automatically regulated** at a definite value (for example, 0.5 amp.) . . . For currents of 60 ma. to 5 amps. Operate on A.C., D.C., or Pulsating Current.



Hermetically sealed, they are not affected by changes in altitude, ambient temperature (-55° to $+90^{\circ}$ C.), or humidity . . . Rugged, light, compact, most inexpensive List Price, \$3.00.

Write for 4-page Technical Bulletin No. AB-51

AMPERITE

561 Broadway, New York 12, N. Y. . . . CAnal 6-1446

In Canada: Atlas Radio Corp., Ltd., 50 Wingold Ave., Toronto 10

MISSILE ENGINEERS

Inauguration of a new weapons systems program at Raytheon has created exceptionally rewarding openings for Junior and Senior engineers with missile experience in the following areas:

Microwave design—
component and antenna
Aerodynamics
Communications systems
Digital programming
Guidance systems
Radome design
Computer systems
Heat transfer
Radar systems
Inertial reference systems
Feed-back control
Auto-pilot
Ground support
Electronic packaging
Radar systems—project management
Electromechanical engineering background in missile control and auto-pilot design—project management
Mechanical engineering background in ground handling of large missile systems—project management

Living and working in the suburban Boston area offers many advantages. Relocation assistance and liberal benefits.

Please forward
resume to:
Mr. W. F. O'Melia
Employment Manager
Raytheon Company
Bedford, Massachusetts
or call collect:
CRestview 4-7100
Extension 2138




MISSILE
SYSTEMS
DIVISION



changed. With associated d-c servo power amplifier, natural frequency exceeds 150 cps. Auxiliary recorder console is available for automatically recording frequency response on an X-Y recorder. It shows natural frequency and damping ratio at a glance.


CIRCLE NO. 287 READER SERVICE CARD



Motors for fans, blowers

AIR-MARINE MOTORS, INC., 369 Bayview Ave., Amityville, L. I., N. Y. Available in 320 to 1,000 cycles, 200 v, these 3-phase, variable frequency motors eliminate the need for running capacitors. The 4-in. axial fan illustrated, a typical unit, delivers 240 cfm at 0 in. s-p, 400 cycles. Ambient range is -55°C to $+125^{\circ}\text{C}$. Units have a typical application in airborne radar cooling and meet MIL-E-5400 and MIL-E-5272A.

CIRCLE NO. 288 READER SERVICE CARD




Power Connector 130-contact

DEJUR-AMSCO CORP., 45-01 Northern Blvd., Long Island City 1, N. Y. Series 250 rectangular power connector is suitable for heavy duty applications in aircraft and electronic equipment requiring high dielectric and mechanical strength.

RMS voltage breakdown at sea level is 1800; current rating 10 amperes continuous, 13 amperes maximum; contact area of either plug or receptacle, slightly less than 5 sq in. Polarizing screwlocks provide a positive means of locking plug and receptacle against vibration or accidental disconnection.


CIRCLE NO. 289 READER SERVICE CARD



Silicon Component "circuit equivalent"

SOLID STATE PRODUCTS, INC., One Pingree St., Salem, Mass. The silicon Trigistor has characteristics comparable to the circuit function of a flip-flop or bistable multivibrator. The *pnpn* device has the unique property of triggered turn off as well as triggered turn on control at its base. Far fewer components are required with Trigistor circuitry as compared with transistors or other switching elements. Trigistor circuit is illustrated on printed board at right.

CIRCLE NO. 290 READER SERVICE CARD




Electronic Generators two models

THE INDUSTRIAL TEST EQUIPMENT Co., 55 E. 11th St., New York 3, N. Y. Models 150 and 250 Power-tron electronic generators provide output powers of 160 va and 250 va respectively. They provide a fixed output frequency of 400 cps ± 0.25 percent and a variable output frequency with a range of 350-450 cps. An input jack is also provided for output frequencies from 50-4,000 cps. Some features include: continuously variable output voltage from 0-120 v, less than 1 percent output distortion, better than 1 per-



2 IMPORTANT TOOLS FOR HIGH VACUUM PRODUCTION—



PW-600 HIGH VACUUM PUMPING SYSTEMS

Speedy evacuation of chambers, tanks, bell jars, tubes, furnaces or other equipment to pressures in the low micron region plus maximum utility and flexibility signalize these KINNEY Pumping Systems. Readily moved from one station to another, PW Pumping Systems, because of a unique Rotatable T-Manifold, may be quickly converted to High Vacuum Evaporators. Factory tested to attain pressures to 5×10^{-6} mm Hg. without coolant in the cold trap ... pressures below 5×10^{-7} mm Hg. with coolant in the trap.

Ask for Bulletin 4000.1



R-2H HIGH VACUUM EVAPORATOR

A superior unit for performing highly specialized work in optical filming and research investigations. The conventional flat base plate is replaced by a cylindrical stainless steel chamber—permitting introduction of many more and varied feed-throughs, such as: precise optical measuring equipment. This is an advanced design evaporator with extra pumping capacity and liquid nitrogen cold trap, attaining ultimate pressures of 5×10^{-6} mm Hg. It is capable of producing multi-layer films under monitored control of reflection and transmission.

Ask for Bulletin 4100.1D

See our exhibit
of above equipment
Booth 1226
WESCON SHOW
Aug. 18-21
San Francisco

KINNEY MFG. DIVISION
THE NEW YORK AIR BRAKE COMPANY

3565H WASHINGTON STREET • BOSTON 30 • MASS.

Please send me Catalog on Kinney Pumps

Pumping System Bulletin 4000.1

Evaporator Bulletin 4100.1D

Name _____

Company _____

Address _____

City _____ Zone _____ State _____


WRITE FOR NEW
LITERATURE ON
KINNEY PUMPS
AND EQUIPMENT

A topper in any language



**It's better than the best XXXP grade,
it's lighter and more economical than G-10,
it's Taylor XY-1 Paper-Base Epoxy Laminate**

When you want extremely high reliability in printed circuits, with the additional advantages of flame retardance, chemical resistance, good solderability and high bond strength—specify Taylor XY-1 copper-clad laminate. It is self-extinguishing in 1 second, has excellent resistance to alkalis, acids and solvents, has a solder time resistance at 500°F. of 30 seconds in 1-oz. copper and 50 seconds in 2-oz., and a bond strength of 10 lb. in 1-oz. copper and 13 lb. in 2-oz. Sheets available with copper on one or both sides.



Unclad Taylor XY-1 has many advantages, too. It can be substituted for glass-base epoxy laminates to reduce cost and weight. It has excellent electrical, mechanical and machining properties. Contact us for complete technical data and expert guidance in applying this new material. TAYLOR FIBRE CO., Norristown 40, Pa.

Taylor
LAMINATED PLASTICS VULCANIZED FIBRE

cent regulation from no load to full load, and the ability to be used with loads of any power factors.


CIRCLE NO. 291 READER SERVICE CARD



A-C/D-C Converter phase-sensitive


NORTH ATLANTIC INDUSTRIES, INC., 603 Main St., Westbury, N. Y. Model 401 is a precision phase-sensitive a-c to d-c converter. Designed to permit the use of readily available d-c instruments for measurement of a-c signals, the converter provides either single or double-ended output proportional to the rms of the fundamental, or to the in-phase or quadrature component of the a-c signal. A built-in phasing control permits the reference to be advanced or retarded over a range of approximately ± 20 deg; thus measurements can be made in phase with a selected reference angle. Output is unaffected by harmonics in the signal and its linearity is within 0.05 percent.

CIRCLE NO. 292 READER SERVICE CARD



Modulators versatile units

LEVINTHAL ELECTRONIC PRODUCTS, INC., Stanford Industrial Park, Palo Alto, Calif. Models 75M-1, 75M-2, and 75M-3 modulators offer peak pulse powers respectively of 0.6, 1.2, and 2 megawatts. Each includes a h-v d-c power supply with less than 0.5 percent ripple and a filament supply with 40 kv low-capacitance isolation. Units are useful in tube-development work or for incoming tube inspection by equipment manufacturers. They are



A TYPICAL BEKEY CUSTOM MOTOR DESIGN PROJECT

BEKEY Custom 120-pole hypersyn[®] motor drives new Genisco precision centrifuge


To attain desired accuracies, angular velocity of the Genisco A931 Centrifuge must be constant to 1 part in 50,000. To get this constancy, Genisco uses a Bekey 120-pole, three phase, *hysteresis* motor with induction start and *permanent* magnet excitation for *synchronous* operation.

Bekey specializes in highly efficient, custom rotating equipment. Motors and generators can be designed to operate on any frequency, voltage or speed; in any ambient; and can be built in any shape. No requirement too specialized or small. Custom *Hypersyn* motors, 75% to 90% efficient, can be delivered in 60 days with *no charge for tooling!* Inquire today!

BEKEY CUSTOM MOTORS

Bekey Division
Genisco, Inc.
2233 Federal Avenue
Los Angeles 64, Calif.

CIRCLE NO. 172 READER SERVICE CARD



ELIMINATE COSTLY COLOR CODING

and Reduce Wire Inventories with a

KINGSLEY Wire-Marking Machine

Now you can permanently mark each wire or piece of plastic tubing with its own individual circuit number, at any desired spacing... at a speed of 11,000 stampings per hour!

You need only one color of wire for as many codes as necessary. Simplify your assembly methods and speed production with the same machine that has proven so successful in the aircraft industry.

Write for complete information

KINGSLEY MACHINE CO., Hollywood 38, Calif.

SEE US AT WESCON BOOTH 1007

CIRCLE NO. 50 READER SERVICE CARD

ELECTRONICS • AUGUST 7, 1959

specify... G-E WET-SLUG TANTALYTIC* CAPACITORS

for miniaturized high capacitance,
low-voltage transistor applications


- Completely sealed porous anode provides lowest impedance, per unit volume, of any capacitor.
- Insulated metal cases permit operating temperatures from -55 to $+85^{\circ}$ C.
- Meet 2000-cycle military vibration requirements.

FOR IMMEDIATE SPECIFYING INFORMATION contact your nearest G-E Apparatus Sales Office or write for free bulletin, GEA-7008, to General Electric Co., Section 449-10, Schenectady 5, N.Y.

*Registered trademark of General Electric Co.

GENERAL  ELECTRIC

CIRCLE NO. 219 READER SERVICE CARD



Grayhill
Push Button
Switches

Series 2000

Series 35

Series 30

Series 39

From normal, conventional size to ultra-miniature — the Grayhill line of push button switches can meet virtually every requirement. Rated capacities range from 10 amp. to 1/10 amp. 115 V. AC resistive — and single or double pole, single throw, — silent or snap action styles and a solderless terminal style are available.

Write for Catalog

Grayhill
INC.

Copies of caption card
available on request

Phone: Fleetwood 4-1040

523 Hillgrove Ave., LaGrange, Illinois

“PIONEERS IN MINIATURIZATION”

CIRCLE NO. 175 READER SERVICE CARD 175

Measuring up to CUSTOM SPECS...

4 - Stranded tinned copper conductors. Color coded vinyl insul. Jute filled, cotton served with tinned copper shield. Clear polyethylene jacket.

10 - Stranded tinned copper conductors. Color coded vinyl insulation. Cabled around polyethylene insulated, shielded, jacketed coax. Cotton filled, vinyl jacketed.

3 - Stranded tinned copper conductors laid parallel. Color code polyethylene insulation. Overall tinned copper spiral shield, vinyl jacket.

7 - Stranded tinned copper conductors. Vinyl plastic insulated, individually color coded cotton braided. Cabled with overall vinyl jacket.

10 - Flexible tinsel conductors—center conductor combination cotton braided, copper shielded. Color code vinyl insul. Jute filled, cotton served overall vinyl jacket.

10 - Stranded tinned copper conductors. Color code vinyl. Tinned copper shielded twisted pair; others cabled, cotton served. Inner vinyl jacket, tinned copper shield, paper wrap, outer vinyl jacket.

PHALO® *engineered custom cables*


What are your customer cable specs? Are they exacting, unusual? Do they require special ingenuity and engineering? If your answer is "yes", your next move is to Phalo.

PHALO ENGINEERED PRODUCTS: INSULATED WIRE AND CABLE, CORD AND CORD SET ASSEMBLIES, CUSTOM PLUGS, TUBING, WIRING HARNESES, ETC.

Complete Product Data and Sales Service Information On Request

PHALO

530 BOSTON TURNPIKE
PLASTICS CORPORATION
SHREWSBURY, MASSACHUSETTS



Representatives in Leading Cities Throughout The U. S. A.


adaptable for use with magnetrons as high-power pulsed signal sources, with twt's as broadband high-power pulsed microwave amplifiers, or with klystrons as narrowband amplifiers.

CIRCLE NO. 293 READER SERVICE CARD

Silicon Transistor switching type

FAIRCHILD SEMICONDUCTOR CORP., 545 Whisman Rd., Mountain View, Calif. The 2N706 is an extremely fast silicon switching transistor optimized for saturated logic circuits operating at low current levels. Device can be operated in a saturated condition with virtually no sacrifice in speed. Double diffused mesa construction gives typical direct coupled transistor logic propagation delay of 5 milli μ sec per inverter. Circuit design with the 2N706 is simplified because there is no need to use additional circuit components to keep it out of saturation.

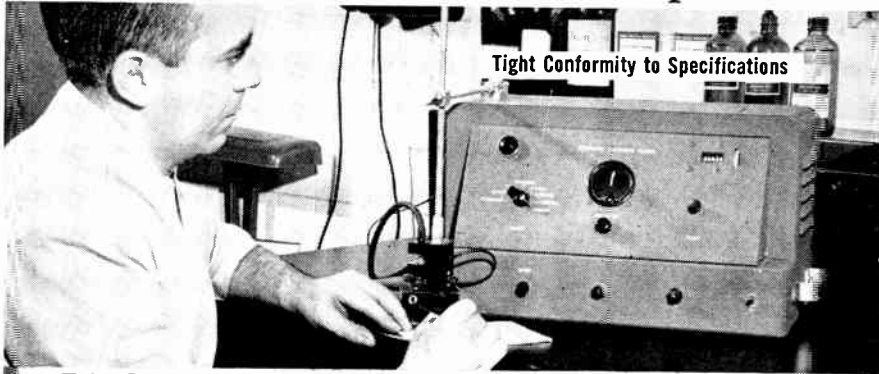
CIRCLE NO. 294 READER SERVICE CARD



Impedance Tester & phase extrapolator

WESTERN ELECTRONIC PRODUCTS Co., 655 Colman St., Altadena, Calif. An impedance tester and phase extrapolator for testing capacitors and iron-core devices such as transformers and reactors measures a wide variety of parameters. Accuracy is better than 1 percent over a 30 to 20,000 cps frequency range. Impedance range is from 1 ohm to 99,999 ohms. Unit can make accurate measurements at actual operating voltage and frequency of component under test as required

PLATING *of electronic components*



Diodes... Transistors... Rectifiers... Capacitors

Our Electronic Plating Thickness Tester measures plating within most rigid specifications. This includes precious metal plating for bomb heads, printed circuits, precision instrument parts, hermetic seals, fuses, relays, rotor arms, slip rings, locking clips, contact points, terminals, transistors, diodes, rectifiers and capacitors.

In addition to a constant thickness check of all specification plating, the technicians of our Research and Development Unit maintain a continuous check on the purity of solutions.

30,000 Sq. Ft. devoted to Electronic Plating and Research. Send for our electronic plating brochure... or have our representative call.

GOLD • SILVER • RHODIUM • PLATINUM • PALLADIUM • NICKEL

Specialists in Metal Plating since 1936.


SPECTRONIC PLATING CO., INC.

A Division of Spectranome Plating Co., Inc.

330 W. 13th STREET • NEW YORK 14, N.Y. • AL 5-8677

CIRCLE NO. 221 READER SERVICE CARD

SOMETHING NEW IN SLOTTED SECTIONS



Actually, this is a new kind of Standing Wave Detector, which completely makes obsolete the 8-foot monsters, for impedance and VSWR measurements from 100 to 1000 mc/s.

The PRD Type 219 is only 8 inches long and weighs a "pocketable" four and one-half pounds.

As if these facts were not startling enough, the 219 also features:

- Direct reading of VSWR
- Direct reading of angle of reflection coefficient
- Direct reading of reactive component sign
- Matched load for self-calibration supplied
- Adaptability to most coaxial lines, including the LT and new TNC series
- Low cost
- Rugged construction

Listed below are a few of the important specifications.

Frequency Range:	100 to 1000 mc/s
Residual VSWR:	Less than 1.03
Minimum Input Signal:	Approx. 1V at 100 mc/s; 0.1V at 1000 mc/s for measuring a matched load
Characteristic Impedance:	50 ohms
Detector:	Crystal included
RF Input Connector:	BNC jack
RF Output Connector:	Type N jack supplied. Connector types available include types C, BNC, LT, TNC, 7/8" coax.
Audio Output Connector:	BNC jack
Dimensions:	8" L x 5" W x 5 3/4" H
Weight:	4 1/2 pounds

f.o.b. Brooklyn, New York

Note to owners of the new PRD Catalog, E-8: Don't bother reading this ad. All these details and more can be found on page B-13. If you are unfortunate enough not to own a copy of this designers' workbook, send your request on your company letter-head please.

If all you want are specifications on the 219, fill out the inquiry card in this magazine.

POLYTECHNIC RESEARCH & DEVELOPMENT CO., INC.
 Factory & General Office:
 202 Tillary St., Brooklyn 1, N. Y.
 ULster 2-6800


Western Sales Office:
 2639 So. La Cienega Blvd., Los Angeles 34, Calif.
 Texas 0-1940

WESCON Booths 1805-1807

CIRCLE NO. 177 READER SERVICE CARD 177

YOKE

specialists




COMPLETE LINE for every Military and Special purpose... in PRODUCTION QUANTITIES... or CUSTOM DESIGNED to your specific requirement.

syntronic

INSTRUMENTS, INC.

100 Industrial Road, Addison, Ill., Phone Kingswood 3-6444

CIRCLE NO. 220 READER SERVICE CARD



MATHEMATICS

At Los Alamos applied mathematics finds its proper role as an essential tool of scientific inquiry. Problems range over such challenging areas as hydrodynamics, stochastic procedures, numerical analysis and the logical design of computers. And mathematics is only one of the many scientific activities in which trained men and women with imagination find stimulating opportunities in the Laboratory of the future.

For employment
information write to:
Personnel Director
Division 59-73



los alamos
scientific laboratory
OF THE UNIVERSITY OF CALIFORNIA
LOS ALAMOS, NEW MEXICO


by MIL-T-27 specifications, rather than at a fixed arbitrary frequency and voltage.

CIRCLE NO. 295 READER SERVICE CARD

Laminated Plastics flame-retardant

SYNTHANE CORP., Oaks, Pa., announces three flame-retardant laminates. Grades FR-2 and FR-1 are paper-base laminates with phenolic resin binders. Grade EP-22 is an Alpha-paper-base plastic with epoxy resin which sells at a lower price than glass-base epoxies. Grades FR-2 and EP-22 are recommended especially for p-c applications. Grade FR-1 has wide use potential in electrical applications such as switchgear components where flame-retardance is an important factor. Both FR-2 and EP-22 can be furnished either plain or copper-clad on one or both sides.

CIRCLE NO. 296 READER SERVICE CARD



Phase Standard or shifter

ACTON LABORATORIES, INC., 533 Main St., Acton, Mass. Type 714A is a tenth degree secondary phase standard. Features are: a single audio frequency (400 cps standard) to produce known phase angles at output terminals; it may be used as either a phase shifter or phase standard, one control—the phase angle selector with choice of 0, 30, 60, 90, 120, 150 and 180 deg or others on special order; phase angle stability over a variety of operating conditions; it does not require an extremely precise input frequency; no external calibrating or zeroing controls are required.


CIRCLE NO. 297 READER SERVICE CARD

Lighted Switches solenoid-held

ELECTROSNAP CORP., 4220 W. Lake St., Chicago 24, Ill. Solenoid-held lighted push-button panel switch

requiring 1 sq in. of panel space is designed for electrical interlock systems, remote control monitoring of equipment controlled by the switch and other applications. Colored plastic button can be heat-stamped with legend. It has two 6 v or 28 v lamps, 5 amp switch and integral solenoid. Solenoids are also available on 1-lamp models. Firm also has available in-line digital readout which can project any character or image produced on film. The Digilite measures 1 by 1½ by 5 in. and can be relamped from front. New environment-free limit switches in 1, 2 and 3-pole models are also announced.


CIRCLE NO. 298 READER SERVICE CARD



Program Selector switch type

AMP INC., Harrisburg, Pa. Double throw program selector switch permitting selection of 2 distinct circuit combinations was designed for such applications as missile instrumentation. It has up to 1,500 poles. Ratings are 5 amp max current, continuous duty; 1,500 vdc between adjacent contacts at sea level. Switch is fully sealed and wiping action pre-cleans contacts. Wiring to switch rear is accomplished with taper pins. A variation is a combination plug board and dt switch with all throw positions independently patched.

CIRCLE NO. 299 READER SERVICE CARD



LIS Networks two models

STODDARD AIRCRAFT RADIO CO., INC., 6644 Santa Monica Blvd., Hollywood, Calif. Models 91221-1 (50



NOW!


PRECISION STOCK GEARS

STOCK GEARS 32 TO 120 PITCH
A.G.M.A. PRECISION #3...
IMMEDIATE DELIVERY

Tens of thousands of gears of all types... 32, 48, 64, 72, 96 and 120 diametral pitches of 14½° and 20° pressure angles. APPCO offers them all for quick delivery. Each one "Certified" to meet or surpass A.G.M.A. specifications.

APPCO Certified Precision Stock Gears offer 7 finishing options on aluminum gears at no extra cost... compatible bore tolerances for accurate fitting of gears, shafts and bearings. Each gear is completely sealed on shipping tray with plastic cover... always "factory fresh" and free of dust, corrosion and scratches.

APPCO Precision Gears are engineered and manufactured to allow for accurate assembly of precision units... held to tolerances that assure precise fits to standard instrument bearings, shafting, etc., according to accepted industry practice and A.G.M.A. specifications. For complete technical data and catalog write to Atlas Precision Products Co., Castor and Kensington Aves, Phila. 24, Pa.



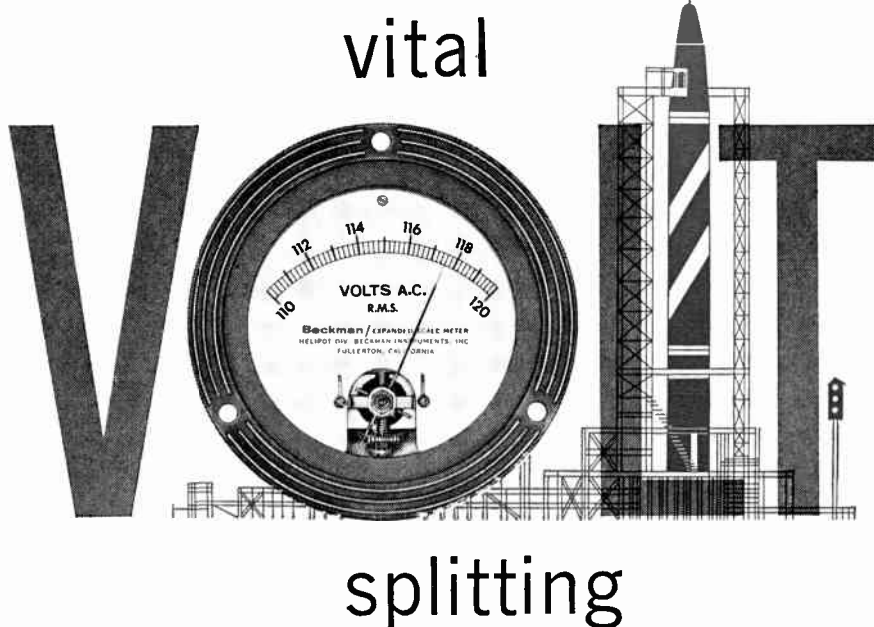
Division of
PRUDENTIAL INDUSTRIES INC.

before the bird takes off

During preflight checkout, ground power supplies must be meticulously monitored to avoid limping under-voltage, crippling overvoltage.

How?

BECKMAN Expanded Scale Voltmeters—with accuracy to a fraction... readability to hundredths! That's vital volt-splitting at the moment of "Go—No Go," when operation depends upon precise power input with no room for guesswork. (And no trifling with "average" readings: **BECKMAN AC meters give honest, direct rms readings on all wave forms.**)



Helipot offers you hundreds of models... either AC or DC... in divers shapes, sizes and voltage ranges. (Not to mention voltage monitoring packages, which may include our expanded scale frequency meters and linear scale ammeters, too.) All have uncommon accuracy in common, plus resolution ten times that of conventional meters!

Incredible?

Make us prove it by asking for Data File A324.


Beckman® / Helipot®

Helipot Division of
Beckman Instruments, Inc.
Fullerton, California
Engineering representatives
in 29 cities

potentiometers • dials • delay lines • expanded scale meters • servomotors • breadboard parts

ampere) and 91222-1 (100 ampere) are line impedance stabilization networks. Either, when inserted in an a-c/d-c power line, presents a definite r-f impedance to the interference-producing equipment and to the power source. Thus isolated, accurate and repeatable interference acceptance tests may be performed upon the equipment in conjunction with radio-interference measuring equipment.

CIRCLE NO. 300 READER SERVICE CARD



Milli-Volt/Ammeter d-c measuring

WESTON INSTRUMENTS DIV., Daystrom, Inc., 614 Frelinghuysen Ave., Newark 12, N. J. Model 1477, an electronic milli-volt/ammeter measures d-c currents of 10-1,000 μ a and d-c voltages of 1-1,000 mv. Power drain from source is essentially zero but gain supplies 1 ma to drive meter and external load up to 5 kilohms. Essentially zero drift, its long time drift is less than 2 μ v. A servo amplifier stabilizes the meter. Accuracy is 2 percent in lowest range and 1 percent in others; resolution 2 μ v or 0.02 μ a; gain stability and output linearity, within 0.1 percent above 1 mv or 200 μ a. Precision resistor calibration avoids tube replacement selection.

CIRCLE NO. 103 READER SERVICE CARD

Other New Products

Capacitor rectangular type

PLASTIC CAPACITORS, INC., 2620 N. Clybourn Ave., Chicago 14, Ill. Type LK rectangular capacitor features smaller size and four times the life of MIL-C-25A. Other advantages include superior resistance; better power factor; withstands greater overloads; may

Clark Fishel takes the stand for **electronics**



Texas Instruments Incorporated is a name that has skyrocketed into prominence since its adoption in 1951 by a company then principally engaged in geophysical instrumentation and exploration for petroleum. In the succeeding eight short years, TI has extended its activity into electrical, electronic and nuclear fields with such vigor that sales have increased twelve-fold to a current rate of over \$185,000,000.

Clark W. Fishel is Merchandising Manager of TI, which now is composed of four manufacturing divisions: the Semiconductor-Components Division makes transistors, diodes, rectifiers, resistors, capacitors, IR cells, solar cells, etc.; the Apparatus Division makes radar, sonar, infrared, and magnetic equipment and systems; the GeoSciences and Instrumentation Division is still the world's largest geophysical exploration contractor and makes geophysical and industrial instruments and systems; the Metals & Controls Division makes clad metal products, thermostatic and electrical controls, and nuclear fuel elements and cores.

Mr. Fishel, according to a November 11, 1958 count, 80 members of your organization paid to receive electronics each week. Yet your company ordered 32 company-addressed subscriptions. Would you explain this?

Considering the importance of the electronics industry to us, and the importance of communication to any industry or corporation in a fast-moving technology . . . I would be surprised if it were any different.

Mr. Fishel, TI is currently concentrating 86 pages of advertising in electronics. In 1958 you ran 25 pages of bleed-color advertisements, 15 pages of B&W bleed and 13 covers. Would you tell why electronics plays such a dominant role in your advertising plans?

Because—due to its editorial format and circulation—it covers the industry like a blanket. Certainly I know that we can buy magazines with a cheaper rate per gross thousand or with more readers in some specific category . . . but nowhere else can we find such a catholic combination. Naturally we advertise heavily in it.

If it's about electronics, it's advertised and read in electronics.

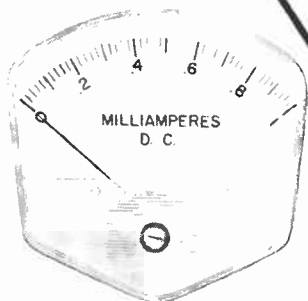
electronics

Published WEEKLY plus the mid-year electronics BUYERS' GUIDE
A McGraw-Hill Publication • 330 West 42nd Street, New York 36, N. Y.



**ADAPTABLE
FOR ALL
APPLICATIONS**

Hoyt Panel Meters



NEW! Matching AC and DC Meters in striking configuration of gleaming transparent polystyrene modernize all panels. Interchangeable with 3 1/2" diameter meters, ruggedly built, 2% accuracy, full-width scales in all popular ranges. HOYT No. 1035 DC and No. 1036 AC.

Be sure of the highest accuracy, dependability, and readability — plus economy — with HOYT precision electrical instruments. Moving coil, rectifier, and repulsion types available in a wide variety of sizes, ranges, cases, and colors—many with parallax-free, mirror scales . . . the complete line of matched AC and DC Panel Meters for original equipment or replacement use. Also, custom-designed to your most exacting specifications.

Write for fully illustrated literature containing descriptions, engineering data, and low prices.



Write to Export Manager regarding world-wide availability for Electronic, Industrial, and Automotive applications.

See the HOYT Line at the WESCON Show




**ELECTRICAL
INSTRUMENTS**

BURTON-ROGERS COMPANY
Sales Division
42 Carleton St., Cambridge 42, Mass., U.S.A.

be operated to 125 C; voltage ratings from 600 to 50,000 volts.

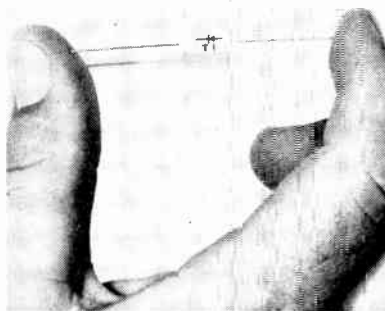
CIRCLE NO. 104 READER SERVICE CARD



**Silicon Cartridges
high voltage**

INTERNATIONAL RECTIFIER CORP., 1521 E. Grand Ave., El Segundo, Calif. Designed to replace type 866 mercury vapor rectifier tubes (as well as the filament transformer necessary to tube operation), these h-v silicon cartridges provide a reduction in space and weigh less than 1/4 of equivalent tube circuitry. Rated at 6,400 piv, these units will provide d-c output currents of 250 ma at 75 C ambient temperature. The entire housing and cooling fins of the multiple junction, hermetically sealed cartridges acts as a heat exchanger to dissipate the inherently low internal power losses of silicon.

CIRCLE NO. 105 READER SERVICE CARD



**In-Line Rectifiers
ceramic-cased**

TEXAS INSTRUMENTS INC., P. O. Box 312, Dallas, Texas, announces a line of in-line ceramic-cased rectifiers. The dense-alumina ceramic case provides 1.5-ampere average rectified forward current at 50 C through efficient heat dissipation. The diffused-silicon rectifiers double their efficiency when placed on a

*one
word
more
about
the*

**Amperex®
6CA7/EL34
OUTPUT
PENTODE**



**NOW ITS
RATED POWER OUTPUT
IS 60 WATTS
(Class AB₁)**

We are pleased to announce that as a result of the further exploration of the 6CA7's capabilities . . . its power output rating has been raised to 60 watts in a distributed load circuit. This was achieved by increasing the screen grid voltage to 500V. The screen voltage rating now equals the plate voltage rating, thus greatly simplifying the design of power supplies.

Class AB₁ Audio Amplifier
Distributed Load Connection
Typical Operation
(Fixed Bias—Two Tubes Push Pull)
Plate Supply Voltage 500 V
Grid No. 2
Supply Voltage (See Note) 500 V
Grid No. 1 Bias (approx.) -44.5 V
Plate to Plate Load Resistance . . . 7000 Ω
Plate and Grid No. 2 Current
(Zero Signal) 2x57 mA
Plate and Grid No. 2 Current
(Max. Signal) 2x112 mA
Input Signal Voltage (rms) 32 V
Power Output 60 W
Harmonic Distortion 2.5%
NOTE: Screen voltage is obtained from taps located at 43% of the plate winding turns. An unbypassed resistor of 1KΩ in series with each screen grid is necessary to prevent screen overload.



ask **Amperex**
about detailed data and
applications engineering
assistance on hi-fi tubes
for hi-fi circuits.

AMPEREX ELECTRONIC CORP.
230 Duffy Avenue, Hicksville, L. I., N. Y.

CIRCLE NO. 147 READER SERVICE CARD

2 in. by 2 in. heat sink, rectifying up to 3 amperes at 50 C. Voltage ratings are 200 to 600 v piv and operating temperature range is from -65 to +150 C with current rating of 500 ma at 150 C.


CIRCLE NO. 106 READER SERVICE CARD



Display Unit Sonalyzer adapter

KAY ELECTRIC Co., Maple Ave., Pine Brook, N. J. Sonagram display adapts output of Sonalyzer model 30 for three-dimensional display on any conventional cro with a long persistence screen. Sonalyzer is a 30-channel all-electronic spectrum analyzer which displays complex waveforms from 100 cps up to 20 kc. Sonagram supplies horizontal and vertical deflection voltages to swing a 5-in. tube on scopes where there are no d-c amplifiers or where linearity of existing amplifiers is doubtful.

CIRCLE NO. 107 READER SERVICE CARD



Mixer-Preamplifier for X-band

LEL, INC., 380 Oak St., Copiague, N. Y. One of a new series of matched mixer-preamplifier units, model MMX integrates microwave and i-f preamplifier, is tested at X-band for gain and selectivity and adjusted for minimum noise figure. Standard units have output frequencies of 30 or 60 mc.

CIRCLE NO. 108 READER SERVICE CARD

Now! **McCoy**

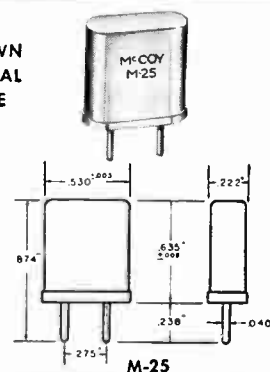
MINIATURIZED Crystals in all frequencies above 1 Mc.

Possessing all of the fine characteristics of the regular size crystals that for years, have made the McCoy name a synonym for quality — these small counterparts can be relied upon to deliver the utmost in frequency control despite wide temperature variations and extreme conditions of shock and vibrations.

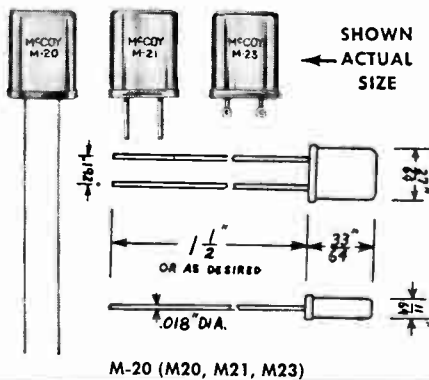
FREQUENCY RANGE: 1.0 Mc. to 200 Mc.

The latest addition to the McCoy line. It fills the growing need for miniature crystals, particularly in the 1.0 to 7.0 Mc. range, that have the same frequency stability, performance, and shock resistance previously only available in larger sizes.

SHOWN
ACTUAL
SIZE



SHOWN
ACTUAL
SIZE



FREQUENCY RANGE: 3 Mc. to 200 Mc.

Adaptable to multi-channel design for communications and frequency control equipment. Can be plugged into sub-miniature tube sockets, wired into miniature selector switch assemblies or can be soldered to printed circuit terminal boards.

MEETS SPECS.: MIL-C-3098B; CAA-R-916 and ARINC No. 401

Write today for our free illustrated catalog. For your specific needs, write, wire or phone us. Our research section will be glad to assist you.

McCoy

ELECTRONICS CO.
MT. HOLLY SPRINGS, PA.
Phone: HUnter 6-3411
DEPT. E-8
See us at Wescon Booth 212.

Greetings...WESCON MEMBERS!

AVCO offers its sincere wish that your visit will be both enjoyable and informative.

Career Opportunities for:

SCIENTISTS & ENGINEERS

AVCO... pioneer in re-entry... is exploring new approaches to space and missile technology.

Supervisory, Senior and Junior positions are available for creative Scientists and Engineers in the following fields:

- Microwave Telemetry Systems
- Missile Antenna Systems
- Plasma Propagation
- Electromechanical Systems and Components
- Modulation and Switching Systems
- Circuit Analysis
- HF and VHF Transmitter Systems and Components
- HF and VHF Receiver Systems
- Single Side Band Systems
- Frequency Synthesizer Systems
- Electronic Systems Synthesis
- Ground Engineering Design
- Range Instrumentation Systems
- Flight Test Engineering
- Environmental Test
- Quality Assurance Engineering

The division's new suburban location provides an unusually attractive working environment outside of metropolitan Boston, close to educational institutions and cultural events.

San Francisco INTERVIEWS

... during the Convention with members of our Technical Staff may be arranged by calling the

GAYLORD HOTEL Penthouse Suite,
620 Jones Street

GRaystone 4-4256

TUES. through FRI. — Aug. 18 - 21 from 9 A.M. to 9 P.M.

If an interview is inconvenient
write to: Mr. Richard Rubino — Dept. W-8
Scientific and Technical Relations

See our
display of
Environmental
Test Equipment
in Booth L-14
at the
Cow Palace

AVCO
Research & Advanced Development

201 Lowell St., Wilmington, Mass.

Literature of

MATERIALS

Microwave Insulators. Tri-Point Plastics, Inc., 175 I. U. Willets Road, Albertson, L. I., N. Y. Bulletin 2895 covers microwave insulators of Teflon styrenes, Kel-F and other high dielectrics machined to tolerances of 0.001 in. and less.

CIRCLE NO. 109 READER SERVICE CARD

Teflon - Insulated Terminals. Taurus Corp., 8 Coryell St., Lambertville, N. J., has available a catalog describing standoff and feed-through terminals insulated with Teflon.

CIRCLE NO. 110 READER SERVICE CARD

Magnetic Shields. Magnetic Shield Division, Perfection Mica Co., 1322 No. Elston Ave., Chicago 22, Ill. Data sheet 146 covers Co-Netic Netic magnetic shields which enclose the field around shaded pole motors, eliminating detrimental magnetic interaction in the completed electronic package.

CIRCLE NO. 111 READER SERVICE CARD

COMPONENTS

Control Transformers. Daystrom Transicoil Division, Daystrom, Inc., Worcester, Montgomery Co., Pa. A new size 8 synchro control transformer line for air and missile borne electronics is described in data sheet 801-CT4.

CIRCLE NO. 112 READER SERVICE CARD

Potentiometers. Maurey Instrument Corp., 7924 S. Exchange Ave., Chicago 17, Ill., offers a complete catalog of single-turn, wire-wound precision pots from $\frac{1}{2}$ in. to 3 in. diameter.

CIRCLE NO. 113 READER SERVICE CARD

Coil Forms. Cambridge Thermionic Corp., 445 Concord Ave., Cambridge 38, Mass. A 22 in. by 34 in. reference chart shows all pertinent data on Cambion ceramic and phenolic coil forms.

CIRCLE NO. 114 READER SERVICE CARD

the Week

Toroidal Inductors. PCA Electronics, Inc., 16799 Schoenborn St., Sepulveda, Calif. Bulletin TL-102 devotes 4 pages to a line of toroidal inductors. Graphs and charts are included.

CIRCLE NO. 115 READER SERVICE CARD

C-R Tubes. Electronic Tube Corp., 1200 E. Mermaid Lane, Philadelphia 18, Pa. Handy chart compiles physical and electrical characteristics of over 60 crt's for industry and military.

CIRCLE NO. 116 READER SERVICE CARD

EQUIPMENT

Recorder Reproducer. Consolidated Electrodynamics Corp., 300 N. Sierra Madre Villa, Pasadena, Calif., offers an illustrated 4-page bulletin describing the type 5-781 magnetic tape continuous-loop recorder/reproducer.

CIRCLE NO. 117 READER SERVICE CARD

Dielectric Test Set. James G. Biddle Co., 1316 Arch St., Philadelphia 7, Pa. Bulletin 22-5 describes the portable and bench models of the 5 kv-1ma dielectric test set.

CIRCLE NO. 118 READER SERVICE CARD

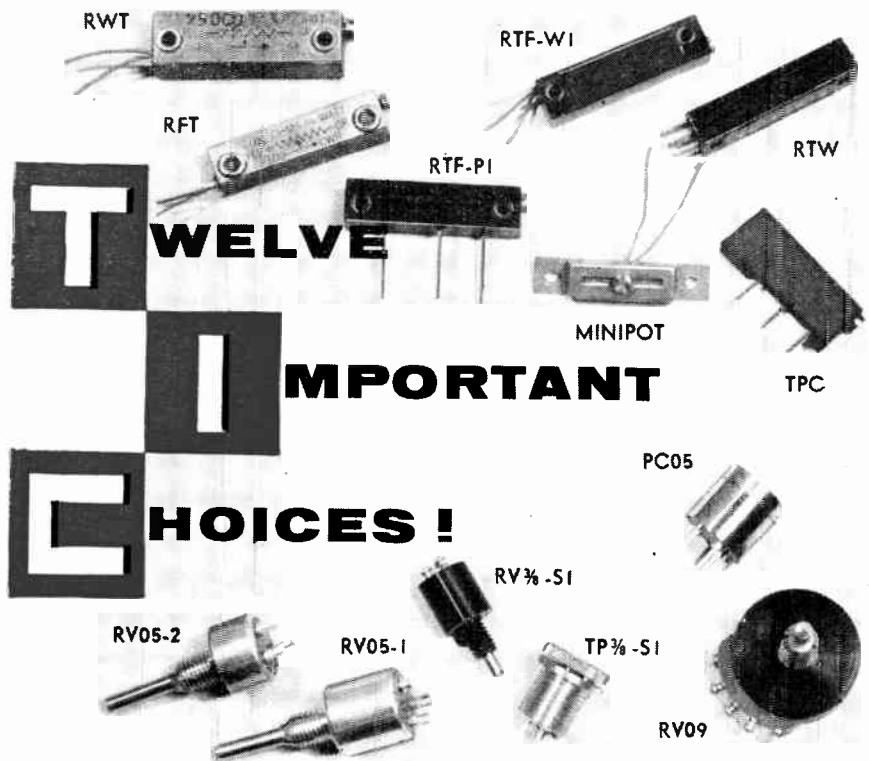
Mobile Communications. Kaar Engineering Corp., 2995 Middlefield Road, Palo Alto, Calif. An interpretation of the FCC rules and regulations affecting mobile communications effective Sept. 11, 1958 is available in a brochure.

CIRCLE NO. 119 READER SERVICE CARD

FACILITIES

Coax Cable Connectors. Dage Electric Co., Inc., 67 N. Second St., Beech Grove, Ind. Catalog 401 illustrates the company's facilities and lists all the military types and many special types of coax cable connectors manufactured by Dage. Several aids to the buyer and engineer are included.

CIRCLE NO. 120 READER SERVICE CARD



PRECISION TRIMMER POTENTIOMETERS by TIC are standard in twelve different styles and each in a wide range of resistance values. The extensive use of trimmers in such applications as airborne, shipborne and ground based military electronic equipment for navigation, flight control, fuel control, radio transmission and reception, telemetering, computers, fire control and many others demands reliability and stable operation under severe environmental conditions. TIC quality-control procedures and environmental testing assure the user of the ultimate in dependable trimmer potentiometers.

TWELVE IMPORTANT CHOICES — six box type and six rotary type multiturn and single turn with wirewound or metallic film resistance elements, high temperature-resistant construction, varied mounting methods, and sizes ranging from micro-miniature to the size of a quarter in diameter, permit the design engineer optimum freedom to select the unit best suited to his application. Special designs may be readily accommodated by TIC engineers.

For new catalog of the trimmers illustrated, above write, wire or call



Subsidiaries:

TECHNOLOGY INSTRUMENT CORPORATION

Technology Instrument Corp. of Calif.
North Hollywood, Calif.
Acton Laboratories, Inc., Acton, Mass.
Tucson Instrument Corp., Tucson, Ariz.
Servotrol, Inc., Chicago, Ill.
Altomac Corp., Canton, Mass.

569 MAIN STREET
ACTON, MASS.



Oliver: wit and energy

CHAIRMAN of the executive committee for this month's Western Electronics Show and Convention is Bernard M. Oliver, energetic, witty vice president in charge of research and development at Hewlett-Packard in Palo Alto, Calif.

No newcomer to industry affairs, he officiated as Wescon chairman in 1957, and has been a member of the convention board for three years. He also serves on the board of directors of the national Institute of Radio Engineers, was elected a Fellow in 1954, and is a past chairman of the San Francisco IRE Section.

Geographically, Barney hasn't moved very far in his 43 years. His 70-acre ranch is situated in the mountains behind his boyhood home in Santa Cruz. Scholastically and professionally, it's a different story. In quick succession he picked up a B.A. in electrical engineering from Stanford and an M.S. from CalTech. When only 23 he received, magna cum laude, his Ph.D. in E.E. from CalTech. "It's obvious," points out a colleague, "that he wasted about as little time back in those days as he does today."

Before joining H-P in 1952, Oliver spent 12 years at Bell Labs—working on automatic tracking radar, information theory research and high-efficiency systems. He holds 40 U.S. patents in electronics, and several others are pending.

A prolific writer, he has authored numerous technical articles for various professional journals.

To keep in a scholarly frame of mind, he has lectured in electrical engineering at Stanford since 1953.

A devoted father of three, Barney last year chairmanned a drive which secured an 80-acre camp site for the Palo Alto Girl Scouts (in which daughters Karen and Gretchen are active).

He modestly points out that his son Eric (through phonics) is reading at the age of four.

As a graduate exchange student in Europe before World War II, Barney became fascinated with vineyards and wine-making. Today he runs an experimental one-acre vineyard and an associated winery as a hobby at his mountain ranch.

Cultural interests run to music (classical through folk) and the theater. His wife Priscilla, formerly a professional actress, accompanies him on business trips to the east coast, and the two of them seldom miss a New York play.

Launch New Company in West

FORMATION of Microwave Electronics Corp., for R&D and manufacture of microwave electronic devices, was recently announced by Stanley F. Kaisel, president.

Executive offices, laboratory and manufacturing plant are located in Palo Alto, Calif. The facilities provide 10,000 sq ft of working space.

Kaisel said the initial emphasis will be devoted to work on t-w amplifiers and b-w oscillators. The firm plans to develop a proprietary line of tubes covering a broad frequency range.

Canova Joins Datex Corp.

NEW senior project engineer in the systems group of Datex Corp., Monrovia, Calif., is George Canova. He was an electronic engineer with Burroughs ElectroData Division in Pasadena since 1954, and prior to that was with Lockheed Aircraft.

A subsidiary of Giannini Controls Corp., Datex designs and manufactures shaft encoding devices, pressure scanners, and data-processing systems.

Eldema Appoints Research Head

ELDEMA CORPORATION, El Monte, Calif., manufacturer of miniature indicator lights and switches, announces the appointment of Dwayne A. MacDonald as chief engineer and director of research.


MacDonald was formerly with Convair as a project engineer in analog computer design and development.

Wescon Exhibits Up 27 Percent

SAN FRANCISCO—Display space of 300,000 sq ft in Cow Palace here will be occupied by 960 booths for this year's Wescon show, Aug.

See it
at
WESCON

In-Circuit Transistor Tester



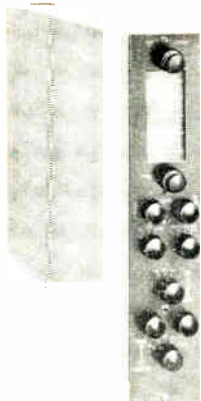
Measure transistor Beta—without removing transistor from circuit—with equipment power off!

Ideal for production line testing, incoming inspection of transistorized sub-assemblies, field trouble-shooting and maintenance.

Incorporating an internal reference signal source with low impedance input and output coupling circuits, new Sierra Model 219A Transistor Tester provides, for the first time, measurement of transistor Beta on an in-circuit basis. Beta and Ico parameters may also be measured with the transistor disconnected.

Since testing may be done without energizing equipment under test, there are no spurious signals to confuse results and hours of trouble-shooting and service time are saved. Model 219A is compact, rugged, conservatively rated and built of high quality components throughout. Request Bulletin from your Sierra representative or write direct.

Other new Sierra equipment




Model 218A Monitor Oscilloscopes

These new instruments are designed for continuous function monitoring of up to 7 channels simultaneously in one rack unit. Rugged and compact, they provide in the smallest possible package a convenient means for viewing and evaluating complex voltages. Ideal for measurements of stress, strain, vibration, pressure, displacement, acceleration and other quantities through a transducer.



Calorimeters, Water Loads

Sierra offers two groups of Calorimeters and Water Loads for both waveguide and coaxial measurements. Calorimeters and associated Loads provide measurements covering SL, S, XB and X bands.



Power Sources 25 to 1,000 MC

For fast, accurate calibration of power monitors and termination wattmeters. Output power adjustable 20% to 100% of rating; 50 watts output. Four models cover 25 to 1,000 MC in varying band spreads.

Data subject to change without notice

SIERRA ELECTRONIC CORPORATION

A Subsidiary of Philco Corporation

5443A BOHANNON DRIVE • DAVENPORT 6-203D • MENLO PARK, CALIF., U.S.A.
SALES REPRESENTATIVES IN ALL MAJOR AREAS

Canada: Atlas Instrument Corporation Ltd., Toronto, Montreal, Vancouver, Winnipeg
Export: Frazar & Hansen, Ltd., San Francisco



PORTABLE AC POWER



Model 151-C-1E
Portable AC POWER SOURCE and
POWER AMPLIFIER

the **BEHLMAN**

INVERTRON
PORTABLE
AC POWER
INVERTRON
PORTABLE
AC POWER
INVERTRON
PORTABLE
AC POWER
INVERTRON
PORTABLE
AC POWER
INVERTRON

FIRST CHOICE of Aircraft and Missile manufacturers for RESEARCH and DEVELOPMENT. The Behlman INVERTRON is a completely electronic source of AC Power, for use when and wherever AC Power of frequencies other than that obtainable from the 60 cycle line is required.

Available in capacities ranging from the Portable model upward to installations of multiple KVA ratings.

INVERTRON

PORTABLE

VERSATILE • LOW PRICE

HIGH PERFORMANCE

A LAB NECESSITY

For further information, Write or Call



Representatives in all principal cities and Canada

18-21. Number of booths is up 27 percent from the last San Francisco show.

Exhibitors at the show and their booth numbers follow:

A

Company	Booth
AC Electronics Inc. Los Angeles 25, Calif.....	3823
AGA Division, Elastic Stop Nut Corp. of America Elizabeth 3, N. J.....	3807
AMP Inc. Harrisburg, Pa.	2501-2604
AMP Inc., Capatron Div. Elizabethtown, Pa.	2502
Accurate Instrument Co. Houston 6, Texas.....	3623
Ace Electronics Associates, Inc. Somerville 44, Mass.....	3414
Ace Engineering & Machine Co., Inc. Huntington Valley, Pa.....	901
Acoustica Associates, Inc. Los Angeles 45, Calif.....	3634
Adage, Inc. Cambridge, Mass.	418
Adolf Meller Co. Providence 1, R. I.....	3528
Advanced Electronics Mfg. Corp. Los Angeles 25, Calif.....	3708
Advanced Technology Laboratories, Inc. Redwood City, Calif.....	416
Aeronutronic Systems, Inc. Glendale, Calif.	3822-3824
Aerovox Corp. New Bedford, Mass.....	306
Airborne Instruments Laboratory Huntington Station, N. Y.....	2207-2208
Air-Marine Motors, Inc. Los Angeles 64, Calif.....	607-609
Airpax Electronics, Inc, Seminole Div. Fort Lauderdale, Fla.....	521-523
Airtron, Inc., Div. of Litton Industries Linden, N. J.	1623
Alac, Inc. Glendale, Calif.	511
Aladdin Electronics., Div. of Aladdin Ind., Inc. Pasadena 1, Calif.....	3409
Alford Manufacturing Co. Boston 10, Mass.....	3608-3610
Alfred Electronics Palo Alto, Calif.....	312
Allen-Bradley Co. Milwaukee, Wis.	1506-1508
Allied Control Co., Inc New York 21, N. Y.....	3316
Allison Laboratories La Puente, Calif.....	3222
Alpha Metals, Inc. Jersey City 4, N. J.....	1221
Alpha Wire Corp. New York 14, N. Y.....	2215-2216

NEW!



Model 410
Full-Wave

AVION System-Standard MAGNETIC TRIGGERS

for silicon controlled rectifiers

Full-Wave • Model 410 Half-Wave • Model 408

Designed for use with C35-, or equivalent, SCRs, Avion Magnetic Triggers feature ½-cycle response, virtually zero drift, and exceptional repeatability...

Complete isolation between control-signal and power circuits • high power amplification • precise firing-angle control • multiple control windings

System-Standard Engineered

Typical Specifications (Model 410-01)

Input: 115V, 50-400 cycles, AC; less than 1.5 watts power required to fire under all rated conditions

Auxiliary control windings provided
Special 400-cycle MIL spec model available

WRITE for prices; also for information on other Avion System-Standard Magnetic/Solid State Products.

AVION

FOREMOST IN AVIONICS


QcF INDUSTRIES INCORPORATED



AVION DIVISION
11 Park Place,
Paramus, N. J.


SEE AVION AT WESCON BOOTH #3815
CIRCLE NO. 181 READER SERVICE CARD
AUGUST 7, 1959 • ELECTRONICS

layout and
template making time
cut in half...



THE NEW STRIPPIT FLEX-O-DRILL

- **DRILLS, REAMS, SCRIBES, CENTER PUNCHES** to $\pm 0.002''$ WITHOUT base line drawing or height gauge layout!
- **EASY, ACCURATE POSITIONING**—quickly set to any reference point and to nearest 0.100" by adjustable steel tapes reading in both directions from zero. Micrometric gauges then bring settings to nearest 0.001". No optical scanning device needed.
- **LASTING ACCURACY!** Table is an actual ground surface plate. Bridge assembly is of heavy, accurately machined castings. Lead screws are precision ground and engaged only during micrometric gauge settings to minimize wear. All parts are corrosion-resistant. Bearings are protected against dust and chips by felt shields. Drill motor is heavy-duty industrial type.
- **1/4" CAPACITY** in mild steel — stock up to 24" width, any length.
- **ALSO A PROVEN MONEY-SAVER** on pilot runs, low unit production.



Template drilled by
Flex-O-Drill

Layout scribed by
Flex-O-Drill

Flex-O-Drill
work piece

WRITE FOR LITERATURE TODAY, and an actual demonstration at your plant:

WALES STRIPPIT INC.

225 Buell Road, Akron, New York

In Canada: Strippit Tool & Machine Company, Brampton, Ontario

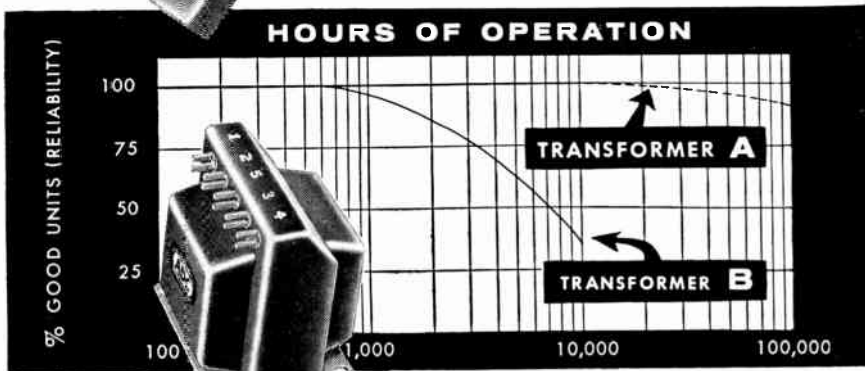


Altec Lansing Corp. Anaheim, Calif.	2720-2722
Amco Engineering Co. Chicago 31, Ill.	3616-3618
American Bosch Arma Corp. Hempstead, N. Y.	3806-3808
American Electrical Heater Co. Detroit 2, Mich.	1010
American Electronics, Inc. Los Angeles 17, Calif.	3630
American Electronics, Inc. El Monte, Calif.	3628
American Electronics, Inc., Nuclear Div. Culver City, Calif.	3625
American Electronics, Inc., Instrument Div. Culver City, Calif.	3627
American Electronics, Inc. Los Angeles 22, Calif.	3629
American Super Temperature Wires, Inc. Winooski, Vt.	3810
Amperex Electronic Corp. Hicksville, L. I., N. Y.	122-124
Ambex Corp., Redwood City, Calif.	3531-3533
Amphenol-Borg Electronics Corp. Chicago 50, Ill.	703-705
Anaconda Wire & Cable Co. New York 4, N. Y.	118
Analogue Controls, Inc. Hicksville, L. I., N. Y.	3507
Anchor Platin ^{um} & Tinning Co., Inc. El Monte, Calif.	1014
Andrew Corp., Andrew Calif. Corp. Chicago 19, Ill.	2001
Antlab, Inc. Worthington, O.	3801
Harry Appleton Co. Los Angeles 31, Calif.	710
Applied Electronics Co., Inc. San Francisco, Calif.	1209
Arco Electronics, Inc. New York 13, N. Y.	302
Armour Electronics Div. Los Angeles 66, Calif.	2513
The Arnold Engineering Co. Marengo, Ill.	1512-1514
Artos Engineering Co. Milwaukee 46, Wis.	1101
Assembly Products, Inc. Chesterland, O.	3101
Astra Technical Instrument Corp. South Pasadena, Calif.	L-12
Astron Corp. East Newark, N. J.	2923
Atlas E-E Corp. Los Angeles, Calif.	209A
Atlas Precision Products Co. div. of Prudential Industries, Inc. Philadelphia 24, Pa.	3809
Atlee Components, Inc. North Hollywood, Calif.	209B
Atohm Electronics Sun Valley, Calif.	3811



Long Life RUNS IN THE FAMILY!

Transformer A in the chart will deliver ten times more hours of dependable performance than transformer B. An engineer designing for reliability over a long period will want transformer A.



Transformer A and B are identical in appearance. They can both pass electrical inspection tests. The quality of the materials, workmanship, and design are all hidden from view so that no physical inspection can be made. So how do you tell? Which is A, and which is B?

The best way to tell is to know the manufacturer. If you're not already a customer we'd like to number you among those who *know from experience* that they have transformer reliability *inside*, when it says ADC on the *outside*. Over 15,000 custom transformer designs in nearly 25 years have proven beyond a doubt that long life just plain runs in the ADC family.

**Designing for Reliability?
Look to ADC!**



AUDIO DEVELOPMENT COMPANY

2838 - 13th Avenue South • Minneapolis 7, Minnesota
TRANSFORMERS • REACTORS • FILTERS • JACKS & PLUGS • JACK PANELS

- Audio Devices, Inc., Rectifier Div.
Santa Ana, Calif. 111
- Augat Bros., Inc.
Attleboro, Mass. 219
- Automatic Electric Sales Corp.
Northlake, Ill. 1406-1407
- Automatic Metal Products Corp.
Brooklyn 11, N. Y. 3829
- Automatic & Precision Mfg. Corp.
Yonkers, N. Y. 2712
- Autonetics, A Div. of North American
Aviation, Inc.
Downey, Calif. 3422-3424
- Autotronics, Inc.
Florissant, Mo. 2220
- Avco Corp., Crosley and Nashville Div.
Cincinnati 25, O. L-14, L-16
- Avco Manufacturing Corp.
Wilmington, Mass. L-18
- Aviation Week, Including Space Tech-
nology
New York 36, N. Y. 2309
- Avion Division, ACF Industries, Inc.
Paramus, N. J. 3815
- Avnet Corp.
Los Angeles 16, Calif. 2417

B

- Baird-Atomic, Inc.
Cambridge, Mass. 3221-3223
- Baldwin-Lima-Hamilton Corp.
Waltham 54, Mass. 1714
- Ballantine Laboratories, Inc.
Boonton, N. J. 207
- Barber-Colman Co.
Rockford, Ill. 3725, 3727
- Barnes Engineering Co.
Stamford, Conn. 3717
- Bearing Inspection, Inc.
Huntington Park, Calif. 1011A
- Herb Becker Co.
Los Angeles 19, Calif. 1708
- Beckman Instruments, Berkeley Div.
Richmond 3, Calif. 2118-2119
- Beckman Instruments, Inc. Helipot Div.
Fullerton, Calif. 2007-2308
- Behlman Engineering Co.
Burbank, Calif. 2522
- Belden Manufacturing Co.
Chicago 44, Ill. 615-617
- Bendix Aviation Corp.
Teterboro, N. J. 2607-2609
- Bendix Aviation Corp., Montrose Div.
South Montrose, Pa. 2610
- Bendix Aviation Corp., Pacific Div.
North Hollywood, Calif. 2704-2706
- Bendix Aviation Corp., Red Bank Div.
Eatontown, N. J. 2708-2710
- Bendix Aviation Corp., Scintilla Div.
Sidney, N. Y. 2603-2605
- Bird Electronic Corp.
Cleveland 14, O. 1822-1824
- The Birtcher Corp.
Los Angeles 32, Calif. 2713

Blaw-Knox Co. Pittsburgh 22, Pa.....	3510
Bliley Electric Co. Erie, Pa.	1710
Blue M Electric Co. Blue Island, Ill.	1115
Boesch Manufacturing Co., Inc. Danbury, Conn.	920
Bomac Laboratories, Inc. Beverly, Mass.	1622-1624
Boonton Electronics Corp. Morris Plains, N. J.	317
Eoonton Radio Corp. Boonton, N. J.	1823-1825
The Borden Chemical Co. Santa Barbara, Calif.	915
Bcrg Equipment Div. Janesville, Wis.	707-709
Burns Laboratories, Inc. Riverside, Calif.	2810-2812
Bawmar Instrument Corp. Fort Wayne, Ind.	2912
W. H. Brady Co. Milwaukee 9, Wis.	821-823
William Brand & Co., Inc. Willimantic, Conn.	1119
Branson Corp. Whippany, N. J.	2519
Branson Ultrasonic Corp. Stamford, Conn.	1223
The Bristol Co. Waterbury 20, Conn.	3118-3120
Bud Radio, Inc. Cleveland 3, O.	1311-1312
Bulova Watch Co., Electronics Div. Woodside 77, N. Y.	2518
Burgess Battery Co., Div. of Servel, Inc. Freeport, Ill.	510
Burndy Corp., Omaton Div. Norwalk, Conn.	3324-3326
Burnell & Co., Inc. South Pasadena, Calif.	404
Furr-Brown Research Corp. Tucson, Ariz.	414
Burroughs Corp. Detroit 32, Mich.	2920-2922
Burroughs Corp. Pasadena, Calif.	2924-2926
Burrouchs Corp. Plainfield, N. J.	2919-2921
Burton Silverplating Co. Los Angeles 48, Calif.	919
Bussmann Mfg. Div. McGraw-Edison Co. St. Louis 7, Mo.	1812

C

CBS Electronics Danvers, Mass.	2806-2808
C K Components, Inc. Watertown, Mass.	3721
The Calidyne Co. Winchester, Mass.	2715-2717

GENERAL ELECTRIC VOLTAGE REGULATION IDEA FILE

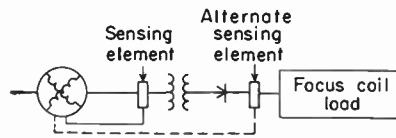


By C. A. NEUMANN

FOR RADAR ENGINEERS

General Electric Inductrol* regulators accurately control current to transmitter tube focus coils

Power input to transmitter tube focus coils on radar systems must be very closely regulated to assure proper operation of the tubes. The circuit below illustrates a typical application with a General Electric Inductrol voltage regulator accurately controlling the input to the focus coils.



In low-voltage power supply circuits the Inductrol regulator functions to control voltage. In focus coil applications, however, the Inductrol regulator is now called upon to precisely control the d-c current.

Here again, the ability of an induction voltage regulator to perform this regulation function can best be shown by the following example:

Maintain constant d-c current at any level within range of 9.5 amps to 6.3 amps. Corresponding d-c voltage levels for these current limits are as follows: @ 9.5 amps DC—200 volts DC; @ 6.3 amps DC—98 volts DC; max. load—1.9 kw. Regulator must withstand 25 times normal current (for 2 sec.) and introduce no harmful waveform distortion.

Input line supply: three-phase, 60 cycles, 208Y volts, with ± 10% voltage variation.

Rectifier: full wave, three-phase, silicon rectifier bridge, with system regulation of approximately 8%.

TO COMPENSATE FOR SYSTEM REGULATION, the regulator must be capable of delivering a maximum of $200 \times 1.08 = 216$ volts DC.

Using the proper conversion factors for a three-phase, bridge rectifier circuit, the corresponding d-c current

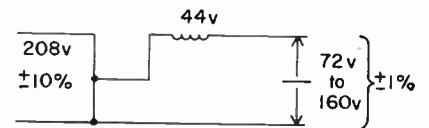
and voltage values for the d-c counterparts will be as follows:

$$\text{Voltage: } 216 \times .74 = 160 \text{ volts AC line to line}$$

$$98 \times .74 = 72.5 \text{ volts AC line to line}$$

$$\text{Current: } 9.5 \times .82 = 7.8 \text{ amps AC line}$$

The range of regulation the Inductrol regulator must introduce into the circuit results in a requirement of plus and minus approximately 40% voltage range from the mid-point level of the output voltage range required. This considers input line variations and system regulation. Since the range of voltage output of the regulator (72.5 to 160 volts AC) is below the input voltage of 208 volts, a unique design technique in winding construction must be used for best economy. The sketch shows the basic regulator schematic circuit.



Further calculation will show that the regulator rating required to meet this focus coil requirement will be approximately

$$44 \text{ volts} \times 7.8 \text{ amps} \times \sqrt{3} = 0.6 \text{ kva}$$

1000
With this unique winding arrangement for these very special loads, it becomes possible to perform the desired voltage regulation without need for a separate stage of voltage transformation. In addition the Inductrol regulator will withstand 25 times normal current and does not introduce harmful waveform distortion.


For more information, write Section 425-22, General Electric Co., Schenectady 5, N.Y.

*Registered trademark of General Electric Co. for Induction Voltage Regulator.

Progress Is Our Most Important Product

GENERAL ELECTRIC

SMOKING COLD



NO CRACKING

This transformer cast with a HYSOL 6700 series, one-component epoxy, has just been removed from a cold box set at minus 60°C. IT IS SMOKING COLD!

The purpose of the test — to determine if the coating could be destroyed by ultra-severe thermal shocking (-60°C to +150°C). The result, after repeated cycles exceeding the requirements of MIL-T-27A, Class S, THERE WERE NO CRACKS or sign of breakdown.

IMPORTANT ADVANTAGES OF THIS NEW HYSOL SERIES

ONE-COMPONENT, NO WEIGHING OR MIXING
 4 DEGREES OF FLEXIBILITY
 WILL OPERATE OVER 2000 HOURS AT 150°C.
 CURE TEMPERATURES ARE MODERATE AND SO IS PRICE

Whatever your epoxy requirements, check with HOUGHTON first.
 Epoxy RODS, SHEETS and TUBES available from stock.
 WESCON SHOW Booth 1206



HOUGHTON LABORATORIES INC.
 OLEAN, NEW YORK

HYSOL of California
 So El Monte,

HYSOL (Canada) Ltd.
 TORONTO,

California Technical Industries Belmont, Calif.	2209-2210
Cambridge Thermionic Corp. Cambridge 38, Mass.	1909
Camloc Fastener Corp. Paramus, N. J.	1106-1108
Cannon Electric Co., Salem Div. Salem, Mass.	2111
Cannon Electric Co. Los Angeles 31, Calif.	2109-2110
Capitol Radio Engineering Institute Washington 10, D. C.	2312
Carl Hirschmann Co., Inc. Los Angeles 58, Calif.	1121
Carstedt Sales Corp. Long Beach 5, Calif.	720
Carter Parts Co. Skokie, Ill.	3609
Cascade Research Los Angeles 39, Calif.	1813
Chicago Dynamic Industries Chicago 14, Ill.	3425
Chicago Standard Transformer Corp. Chicago 18, Ill.	1501
Christie Electric Corp. Los Angeles 43, Calif.	711
Cinch Mfg. Co., Howard B. Jones, Div. Chicago 24, Ill.	3310-3312
Cinema Engineering Co. Burbank, Calif.	308
C. P. Clare & Co. Hollywood 28, Calif.	3411-3413
Clarostat Manufacturing Co. Dover, N. H.	2211
Clevite Electronic Components Cleveland 14, O.	3420
Coast Pro-Seal & Mfg. Co. Los Angeles 57, Calif.	1113
Cobehn, Inc. Caldwell, N. J.	1117
Sigmund Cohn Corp. Mt. Vernon, N. Y.	3405
Coil Winding Equipment Co. Oyster Bay, N. Y.	803
Coleman Engineering Co., Inc. Torrance, Calif.	214-213
Collins Electronics Sales, Inc. Palo Alto, Calif.	3223
Collins Radio Co. Cedar Rapids, Ia.	612-611
Colorado Research Corp. Broomfield, Colo.	3730
Comar Electric Co. Chicago 18, Ill.	217
Communication Accessories Co. Lee's Summit, Mo.	2906-2908
Computer Control Co., Inc. Los Angeles 64, Calif.	3511-3513
Computer Measurements Corp. North Hollywood, Calif.	2005-2006
Earl S. Condon Co. Los Angeles 5, Calif.	3322
Conrad, Inc. Holland, Mich.	704
L. L. Constantin & Co. Lodi, N. J.	2711

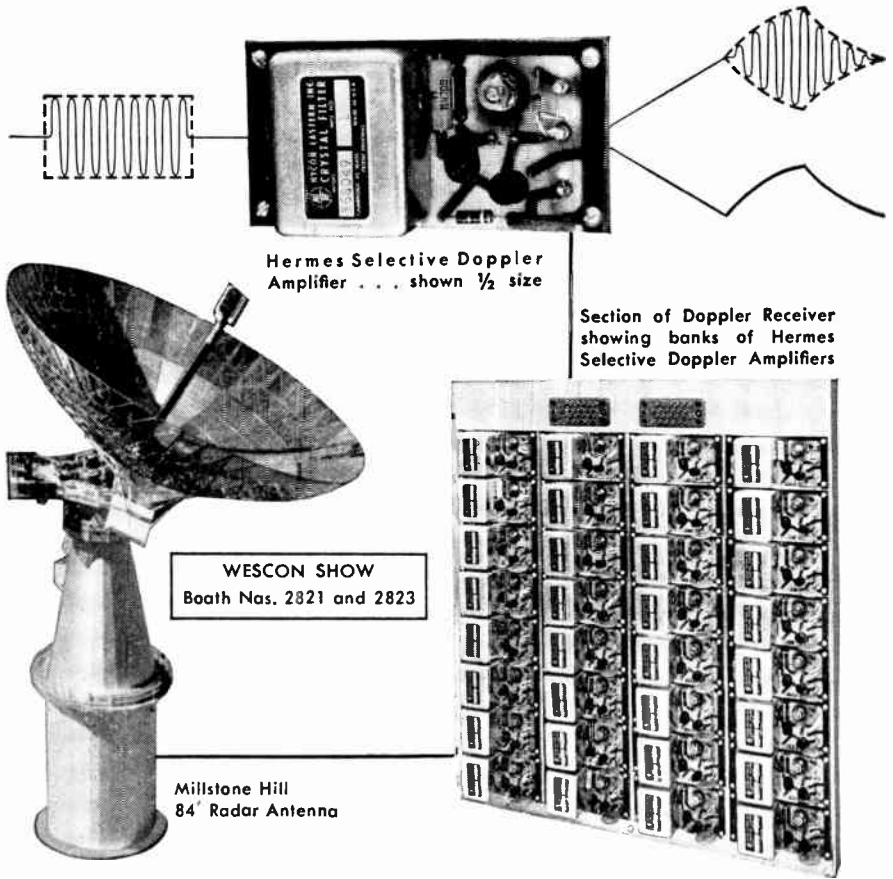
FIRST Radar System to Contact Venus

Uses HERMES CRYSTAL FILTERS

- Continental Connector Corp.**
Woodside 77, N. Y. 402A
- Continental-Diamond Fibre Corp.**
Newark, Del. 811-813
- Control Engineering Magazine**
New York City 36, N. Y. 2308
- Coors Porcelain Co.**
Golden, Colo. 1203-1205
- Cornell Deep Drawing Co.**
Santa Monica, Calif. 1004
- Cornell-Dubilier Electric Corp.**
South Plainfield, N. J. 624-626
- Corning Glass Works**
Corning, N. Y. 506-508
- Costello & Co.**
Los Angeles 34, Calif. 3715
- Crucible Steel Co. of America**
Pittsburgh 30, Pa. 714-716
- Cubic Corp.**
San Diego 11, Calif. 2701-2703
- Cutler Hammer, Inc.**
San Francisco, Calif. 2207

D

- Dage Electric Co., Inc.**
Beech Grove, Ind. 2918
- Dage Television Div.**
Michigan City, Ind. 2129
- Dale Products, Inc.**
Columbus, Neb. 2714-2716
- Da'motor Div., Yuba Consolidated Industries, Inc.**
Santa Clara, Calif. 2124
- Datex Corp.**
Monrovia, Calif. 513
- The Daven Co.**
Livingston, N. J. 501
- Daystrom Pacific Div.**
Los Angeles 45, Calif. 3207
- Daystrom Transicoil**
Worcester, Pa. 3209
- The Decker Corp.**
Bala Cynwyd, Pa. 3622
- Dejur-Amsco Corp.**
Woodside 77, N. Y. 402B
- Delco Radio Div., General Motors Corp.**
Kokomo, Ind. 114
- Deltime, Inc.**
Mamaroneck, N. Y. 3219
- De Mornay-Bonardi**
Pasadena, Calif. 512
- Dempa Shinbun, Inc.**
Tokyo, Japan. 3709-3711
- Design Tool Corp.**
Brooklyn, N. Y. 1018
- The Deutsch Co.**
Los Angeles 3, Calif. 611-613
- Diali-ht Corp.**
Brooklyn 37, N. Y. 1404-1405
- Diehl Manufacturing Co.**
Somerville, N. J. 3415
- Dit-Mco, Inc.**
Kansas City 5, Mo. 3724-3720
- The DoAll Co.**
Des Plaines, Ill. 1214



Contact with Venus, a distance of 28,000,000 miles, was made by Lincoln Laboratory's powerful Millstone Hill Research Radar using low noise solid state maser preamplifiers. Exact pulse output and sharp noise rejection are made possible in the Millstone system through the use of Hermes "Comb Set" Crystal Filters and associated circuitry forming complete networks termed Selective Doppler Amplifiers.

Hermes offers a unique customer service by assuming total responsibility for exact pulse output when this is a system requirement. All crystal filters are tested and aligned under simulated operating conditions using a pulsed input. Transistor amplification, active impedance transformation, and detector circuitry are provided for complete compatibility with the total system. These integrated units are delivered ready for immediate use.

Hermes is presently supplying crystal filter banks for airborne intercept, bomber defense, shipborne and land based detection and tracking systems. *Write for Crystal Filter Bulletin.*

The new name for HYCON EASTERN, INC. is

Hermes Electronics Co.

75 Cambridge Parkway • Dept. A • Cambridge 42, Massachusetts





SPECIAL SIZE O-RINGS

*Also Gaskets,
Extrusions and
Molded Rubber Products*

In Buna-N, Neoprene, Silicone, Viton A and other Industrial Rubber Compounds

Complete stocks of all polymers makes MOORE America's #1 resource for Special Size O-Rings. Since 1920, a dependable source for close tolerance molded parts and vulcanization of extruded materials. Any size, shape or configuration, custom-made to your specifications. Modern equipment and skilled organization permits FAST DELIVERY.



Telephone
HUBbard 2-7565
Teletype No.
BS-591

IRVING B. MOORE CORP.

65 High St., Boston, Mass.
CIRCLE NO. 56 READER SERVICE CARD

NOW POSSIBLE...

instant construction of Shielded cables with

NEW! SHIELDED AUTHENTIC Zippertubing



FEATURES:

- Pure metal foil now laminated to the inner surface of Zippertubing for immediate shielded cable.
- Shielded cable at a fraction of the cost of the conventional tin-copper shielding, plus outer jacket.
- Permits emergency and maintenance repair modifications in the field.
- Both high & low frequencies are shielded up to six gausses with attenuation result up to 1200:1 at 250MC.
- Offered with overlap construction for 100% coverage protection.
- May be stored in flat form with sizes from 1/2" I.D. up.



A strong, durable, yet flexible shielded cover can be applied in minutes. With Shielded Zippertubing a manufacturer can create his own shielded cable at a fraction of the cost and approximately 1/10 of the delivery time. The normal time and labor spent in encasing cables and wire harnesses can be reduced by as much as 90%. No special equipment necessary.

Three ranges of shielding available; light-aluminum, medium-lead, heavy duty-magnetic foil.

SPECIFICATIONS:

Wall Thickness:
.020, .040, .060 AWG

Material:
Plastic saturated fiber glass backed material laminated to various metal foils.

Put-Up:
Available in 25 to 300 foot rolls. Longer lengths available upon specification.

Sizes:
3/8" I.D. up, in increments of 1/8", ± 1/64"

Colors:
Gray. Other colors available on special order.

Zippertubing

MANUFACTURED BY
THE ZIPPERTUBING CO.

752 So. San Pedro Street, Los Angeles 14, Calif., Michigan Q831

Delta-f, Inc. Geneva, Ill.	212B
Donner Scientific Co. Concord, Calif.	1815-1817
Dressen-Barnes Corp. Pasadena, Calif.	2221
Driver-Harris Co. Harrison, N. J.	1103
Wilbur B. Driver Co. Newark 4, N. J.	802
Allen B. DuMont Labs, Inc. Clifton, N. J.	421-423, 424-426
E. I. DuPont De Nemours & Co. Wilmington 98, Del.	902-904, 1220-1222 906-908
Dymec, Inc. Palo Alto, Calif.	1715-1717
Dynamic Gear Co. Amityville, L. I., N. Y.	2523

E


E-H Research Labs Oakland, Calif.	413-415
ESC Corp. Palisades Park, N. J.	1513
Eastern Industries, Inc. Hamden 14, Conn.	3315-3317
Edeliff Instruments Monrovia, Calif.	3821
Edgerton, Germeshausen & Grier, Inc. Boston 15, Mass.	3211-3213
Thomas A. Edison Industries West Orange, N. J.	2423
Eitel-McCullough, Inc. Salt Lake City, Utah.	1706
Eitel-McCullough, Inc. San Carlos, Calif.	1702-1704
Elco Corp. Philadelphia 24, Pa.	520-522
Electra Manufacturing Co. Kansas City 1, Mo.	2903-2905
The Electric Auto-Lite Co. Toledo 1, O.	1002
Electrical Industries Murray Hill, N. J.	1904
Electrical Specialty Co. San Francisco 3, Calif.	817-819
Electro Cords Co. Los Angeles, Calif.	3319
Electro Devices Wilmington, Mass.	1019
Electro Engineering Works San Leandro, Calif.	2514
Electro Instruments, Inc. San Diego 11, Calif.	2606-2608
Electro-Measurements, Inc. Portland 19, Ore.	1808-1810
Electro-Mechanical Specialties Co., Inc. Los Angeles 38, Calif.	2411
Electro Precision Corp. Arkadelphia, Ark.	110
Electro-Pulse, Inc. Culver City, Calif.	1911-1913
Electro Switch Corp. Weymouth 88, Mass.	3522

IMMEDIATE DELIVERY OF ALL TYPES

BY THE LEADER FOR OVER 10 YEARS

GEN-PRO

NAVY TERMINAL BOARDS



Feed-Thru Terminal Block 7TB12

Gen-Pro military terminal boards are manufactured and inspected in accordance with latest revision of MIL-T-16784, BuShips Dwg. 9000-S6505-B-73214 and BuOrd Dwg. 564101. Molding compound, per MIL-M-14E assures low dielectric loss, high insulation resistance, high impact strength.

NEW MINIATURE TYPES NOW AVAILABLE

Gen-Pro miniature type military terminal boards conform with Bureau of Ships Drawing RE10-D-764, as referenced in MIL Standard #242.

WRITE today for new catalog with illustrations & specifications

Miniature 26TB10

Solid Black 17TB10




GENERAL PRODUCTS CORPORATION

Over 25 Years of Quality Molding

UNION SPRINGS, NEW YORK TWX No. 169

CIRCLE NO. 195 READER SERVICE CARD

How To Get Things Done Better And Faster



BOARDMASTER VISUAL CONTROL

- ☆ Gives Graphic Picture—Saves Time, Saves Money, Prevents Errors
- ☆ Simple to operate — Type or Write on Cards, Snap in Grooves
- ☆ Ideal for Production, Traffic, Inventory, Scheduling, Sales, Etc.
- ☆ Made of Metal. Compact and Attractive. Over 350,000 in Use.

Full price **\$4950** with cards

FREE

24-PAGE BOOKLET NO. C-50 Without Obligation

Write for Your Copy Today

GRAPHIC SYSTEMS

55 West 42nd St. • New York 36, N. Y. CIRCLE NO. 37 READER SERVICE CARD

ELECTRONICS • AUGUST 7, 1959

WIRE
for the
heart
of
YOUR COMPONENT

Wire drawn to your specifications (down to .00025") in base and precious metals and alloys . . . supplied bare, enameled, ceramic insulated for use at 1000° F., or electroplated . . . to close tolerances.

Our research and development staff is available to solve YOUR wire problems.

Write for data on your specific needs.

SECON METALS CORP. 
7 Intervale St., White Plains, N. Y.
White Plains 9-4757

CIRCLE NO. 127 READER SERVICE CARD

if...

you are an experienced electronic engineer, you will find more challenging work... more job stability... more chance for creative satisfaction... more diversified projects, at

SPERRY
GYROSCOPE COMPANY

A DIVISION OF SPERRY RAND CORP.
Great Neck, Long Island, New York


For confidential interview, contact Mr. J. W. Dwyer
Employment Manager
Fieldstone 7-3665

Project Managers in
Missiles, Radars and
Countermeasures Engineering



**TYPE
7000-B**

**AUDIO PRIMARY
PHASE STANDARD**



FEATURES:

- $\pm 0.05^\circ$ Phase Shift Accuracy
- 30 cps to 20 kc Frequency Coverage
- 0° to 360° Continuous Phase Shift
- Ultimate Accuracy of $\pm 0.01^\circ$
- Self-Calibrating
- Long-Term Operating Reliability
- Lissajous Pattern Presentation

The Type 7000-B Audio Primary Phase Standard supplies two sinusoidal voltage signals whose phase relationship is known to $\pm 0.50^\circ$ and is continuously variable from 0° to 360° . The frequency of the two signals is the same and is set at one selected frequency from 30 cps to 20 kc.

Specifications

Frequencies: Any single frequency from 30 cps to 20 kc Frequency is set with an accuracy of $\pm 0.05\%$.

Accuracy of Phase Angle: $\pm 0.05^\circ$. For angles which are multiples of 1° , carefully taken readings are accurate to 0.01° .

Output Voltage Range: 1 to 12 volts (rms).

Output Distortion: Total harmonic distortion less than 0.05% , provided output voltage is within specified range of 1 to 10 volts (rms).

Output Impedance: Approximately 200 ohms (from cathode follower).

Power Supply: 105-125 volts, 50-60 cycle electronic-regulated, self-contained supply, requiring approximately 450 watts.

Physical Specifications

Dimensions: $21\frac{1}{4}$ " wide x 31" high x $21\frac{1}{2}$ " deep.

For full details and specifications, wire or call



**ACTON
LABORATORIES, INC.**

517 Main Street, Acton 9, Mass.
Colonial 3-7756

- Electro-Voice, Inc.**
Buchanan, Mich.3723
- Electron Products Co.**
Pasadena, Calif.3826
- Electronic Associates**
Long Branch, N. J.1424-1425
- Electronic Communications, Inc.**
St. Petersburg, Fla.2425
- Electronic Enclosures, Inc.**
Los Angeles 16, Calif.1016
- Electronic Engineering Co. of Calif.**
Santa Ana, Calif.1902
- Electronic Equipment Engineering**
White Plains, N. Y.2305
- Electronic Industries**
Philadelphia 39, Pa.2302
- Electronic Measurements Co., Inc.**
Eatontown, N. J.323
- Electronic News**
New York 3, N. Y.2303
- Electronic Plating Service, Inc.**
West Hollywood 46, Calif.1110
- Electronic Production & Development, Inc.**
El Segundo, Calif.1013
- Electronic Research Associates, Inc.**
Cedar Grove, N. J.3218-3220
- Electronic Sources**
Los Angeles 43, Calif.231

ELECTRONICS
New York 36, N. Y.2307

- Electrosnap Corp.**
Chicago 24, Ill.121-123
- Electronic Tube Corp.**
Philadelphia 18, Pa.2826
- Elgin Metalformers Corp.**
Elgin, Ill.1819-1821
- Elgin National Watch Co.**
Burbank, Calif.1701
- Frank A. Emmet Co.**
Los Angeles 6, Calif.3008
- Endevco Corp.**
Pasadena, Calif.2204
- Emerson & Cuming, Inc.**
Canton, Mass.1105
- Engelhard Industries, Inc.**
Newark 2, N. J.3416-3418
- Engineered Electronics Co.**
Santa Ana, Calif.2413
- Epsco, Inc.**
Anaheim, Calif.3710
- Epsco-West Div.**
Anaheim, Calif.3712
- Erie Resistor Corp.**
Hawthorne, Calif.1608
- Eubanks Engineering Co.**
Pasadena, Calif.9-4

F

- FXR, Inc.**
Woodside 77, N. Y.1814-1816
- Fairchild Controls Corp.**
Los Angeles 22, Calif.620-622
- Fairchild Semiconductor Corp.**
Palo Alto, Calif.616-618

**WHICH IS
Your
CONTACT PROBLEM
?**

- Finish
- Delivery
- Wear
- Unit Cost
- Choice of Alloy
- Tooling Costs
- Dimensional Accuracy

**NOW THAT YOU'VE DESIGNED IT,
HAVE GENERAL FINDINGS AND
SUPPLY COMPANY MAKE IT!**

After design, contact problems really begin! You may have already experienced a problem listed above, or are anticipating one. General Findings & Supply, specialists in precious metal miniature contacts, can solve these problems, and help with design, too! Please check appropriate box or boxes and mail with a blueprint of sketch. Your blueprint and specifications will receive our immediate attention, and prompt quotation.



Some of the thousands of precision contacts and assemblies custom made by General Findings & Supply are shown above.

For special applications, the following Technical Data Sheets are available:

- No. 301 Contact Materials
- No. 401 Collector or Slip Rings
- No. 601 226H Alloy for Contact Blades

Manufacturers of
precious metal miniature
contacts for:

**POTENTIOMETERS • SYNCHROS
RELAYS • SWITCHES**

INDUSTRIAL DIVISION

**GENERAL FINDINGS
AND SUPPLY COMPANY**
ATTLEBORO, MASS.

Sales Offices: Attleboro, New York, Detroit
Cleveland, Dayton, Chicago, and Los Angeles

52 Pearl Street, Attleboro, Massachusetts


CIRCLE NO. 237 READER SERVICE CARD
AUGUST 7, 1959 • ELECTRONICS

Now!

a new concept in

Compound High Vacuum Pumps

- PRECISION
- RUGGEDNESS
- QUIET OPERATION
- VIBRATION-FREE
- SMOKELESS EXHAUST



New Stokes Compound High Vacuum Pumps combine the sturdy, reliable construction demanded in an industrial pump with the precision performance of a laboratory unit. Lightweight, compact design. Fast pumping. Exceptionally low vacuums. Vapor-free discharge. Quiet, smooth operation. No vibration! Displacement: 2.3 and 3.7 cfm. Prices: \$230 and \$245.

Write for full information

High Vacuum Division
F. J. STOKES CORP.
5565 Tabor Road
Phila. 20, Pa.

STOKES

CIRCLE NO. 238 READER SERVICE CARD
ELECTRONICS • AUGUST 7, 1959

Fansteel Metallurgical Corp. North Chicago, Ill.	220-222
Featherstone & Salisbury Inc. San Francisco 22, Calif.	3508
Fenwal Electronics, Inc. Framingham, Mass.	3706
Ferranti Electric, Inc. Hempstead, N. Y.	1611-1613
Ferro-Magnetics Co. Palo Alto, Calif.	3719
Filmohm Corp. New York 10, N. Y.	3611
Filtors, Inc. Port Washington, N. Y.	1509
Filtron Co. Culver City, Calif.	606
The First Electronics Corp. Chicago 4, Ill.	1011B
John Fluke Manufacturing Co., Inc. Seattle 99, Wash.	2107-2108
Formica Corp. Cincinnati 32, O.	911-913
Franklin Electronics, Inc. Bridgeport, Pa.	2524
Frequency Standards Asbury Park, N. J.	2218-2219
Furane Plastics, Inc. Los Angeles 39, Calif.	806

G

GB Components, Inc. Van Nuys, Calif.	3624
G-L Electronics Co., Inc. Camden 5, N. J.	918
The Garrett Corp. Los Angeles 45, Calif.	3524-3526
Gates Radio Co. Quincy, Ill.	206
W. K. Geist Co. Los Angeles 39, Calif.	112
General Cement Manufacturing Co. Rockford, Ill.	1712B
General Chemical Div. New York 6, N. Y.	1123
General Control Co. Boston 34, Mass.	213
General Controls Co. Glendale 1, Calif.	3604
General Electric Co. Schenectady 5, N. Y.	3115, 3117-A, 3117-B, 3119-3121
General Electric Co. Cleveland 12, O.	3122-3124
General Electric Co. Owensboro, Ky.	2113-2114
General Electric Co. Syracuse, N. Y.	208-210
General Electric Co. Coshocton, O.	810
General Electronic Laboratories, Inc. Cambridge 42, Mass.	3502
General Findings and Supply Co. Attleboro, Mass.	1015A
General Instrument Corp. Newark, N. J.	3605-3607

NEW

TENTH DEGREE ($\pm 0.1^\circ$)
**PHASE STANDARD
OR SHIFTER**



TYPE 714-A
Secondary

PHASE STANDARD

FEATURES:

- single audio frequency (400 cps standard) to produce known phase angles at output terminals
- use as either a phase shifter or phase standard
- phase angle stability over a variety of operating conditions
- one control—the phase angle selector with choice of 0° , 30° , 60° , 90° , 120° , 150° and 180° or others on special order

... and an extremely useful characteristic for systems application, due to unique design, the 714-A does not require an extremely precise input frequency.

No external calibrating or zeroing controls are required. As one of the output voltages is precisely in phase with the input, it may be used as a phase shifter or phase standard. It may be used to calibrate phase measuring or phase shifting equipment.

SPECIFICATIONS:

- Input Signal: From external source
- Input Frequency: 400 cps. $\pm 5\%$.
Other frequencies on special order
- Input Voltage Amplitude: 0 to 10 v. rms.
- Input Impedance: 100K (nominal)
- Phase Angle Accuracy: $\pm 0.1^\circ$
- Output Voltage: 0 to 10 v. rms on each channel (unity gain)
- Output Impedance: Low impedance on each channel (cathode-follower outputs)
- Power Requirement: 105-125 v. rms, 60 cps, 35 W.




Subsidiary of
Technology
Instrument Corp.

Write for full details
ACTON
LABORATORIES INC.
531 Main Street
Acton, Mass.

CIRCLE NO. 9 READER SERVICE CARD 197

for **SSB** transmissions: a new rapid test instrument

- incredibly simple to operate
- compact complete unit occupies only 19 1/4" of panel height
- exceptionally low-priced

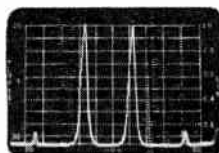


**PANORAMIC'S
SSB-3**

a sensitive
spectrum
analyzer

Panoramic's Model
SB-12a Analyzer

Now, Panoramic has incorporated in one convenient package the equipment you need to set up . . . adjust . . . monitor . . . trouble-shoot SSB and AM transmissions.

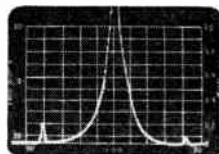


Two Tone Test*

Fixed sweep width 2000 cps. Full scale log sideband tones 1.5 kc and 2.1 kc from carrier (not shown). Odd order I. M. distortion products down 37 db.

Hum Test*

Indication of one sideband in above photo increased 20 db. Sweep width set to 150 cps reveals hum sidebands down 53 db. and 60 db.



- pre-set sweep widths of 150, 500, 2000, 10,000 and 30,000 cps with automatic optimum resolution for fast, easy operation
- continuously variable sweep width up to 100 kc for additional flexibility
- 60 db dynamic range
- 60 cps hum sidebands measurable to -60 db
- high order sweep stability thru AFC network
- precisely calibrated lin & log amplitude scales
- standard 5" CRT with camera mount bezel
- two auxiliary outputs for chart recorder or large screen CRT

a stable
tuning head

- 2 mc to 39 mc range with direct reading dial free of hum modulation

a two-tone
generator

- two separate audio oscillators with independent frequency and amplitude controls
- output 2 volts max. per tone into 600 ohm load, combined in linear mixer
- I.M. of two tones less than -60 db

internal
calibrating
circuitry

- two RF signal sources simulate two-tone test and check internal distortion and hum of analyzer
- center frequency marker with external AM provisions for sweep width calibrations

* See Panoramic Analyzer No. 3 describing testing techniques, etc., for single sidebands. A copy is yours for the asking.



Write, wire, phone RIGHT NOW for technical bulletin and prices on the new SSB-3. Panoramic instruments are PROVED PERFORMERS in laboratories, plants and military installations all over the world. Send for our new CATALOG DIGEST and ask to be put on our regular mailing list for The PANORAMIC ANALYZER featuring application data

530 So. Fulton Ave., Mount Vernon, N.Y.

Phone: OWens 9-4600 Cables: Panoramic, Mount Vernon N. Y. State

See us at **WESCON—Booths 204-301**

General Precision Laboratory, Inc.
Pleasantville, N. Y. 2822-2824

General Radio Company
West Concord, Mass. 2015-2016

General Transistor Corp.
Jamaica 35, N. Y. 3421-3423

Genisco, Inc.
Los Angeles 64, Calif. 3732-3734

Gertsch Products
Los Angeles 16, Calif. 1502-1504

Giannini Control Corp.
Pasadena, Calif. 2403-2504

Girard-Hopkins
Oakland 1, Calif. 1604

Globe Electrical Manufacturing Co.
Gardena, Calif. 3113

Globe Industries, Inc.
Dayton 4, O. 713

Goe Engineering Co.
Los Angeles 22, Calif. 718

W. L. Gore & Associates, Inc.
Newark, Del. 3713

Grand Sliding Mechanisms, Inc.
Chicago 12, Ill. 804

Granger Associates
Palo Alto, Calif. 407

Grant Pulley & Hardware Corp.
West Nyack, N. Y. 824-826

Grayhill, Inc.
LaGrange, Ill. 2907

Gremer Manufacturing Co., Inc.
Wakefield, Mass. 1612

Guardian Electric Manufacturing Co.
Chicago 12, Ill. 3632

Gudebrod Bros. Silk Co., Inc.
New York 1, N. Y. 1012

The Gudeman Co.
Chicago 10, Ill. 2911-2913

W. & L. E. Gurley
Troy, N. Y. 3620

H

Hallamore Electronics Co.
Anaheim, Calif. 3817-3819, 3818-3820

Halliburton, Inc.
Los Angeles 58, Calif. 3720-3722

Handy & Harman
El Monte, Calif. 1216

Harrison Laboratories, Inc.
Berkeley Heights, N. J. 318

Hastings-Raydist, Inc.
Hampton, Va. 2914

Hayden Publishing Co., Inc.
New York 22, N. Y. 2311

The A. W. Haydon Co.
Waterbury 20, Conn. 3512-3514

Haydon Div. of General Time Corp.
Torrington, Conn. L-10

Heath Co.
Benton Harbor, Mich. 3210-3212

Heinemann Electric Co.
Trenton 8, N. J. 3401-3403

Hermetic Seal Corp.
Newark 7, N. J. 3314

Hermetic Seal Transformer Co.
Garland, Texas 3102-3001

MAKE YOUR SELECTION FROM THE 'HIGH RELIABILITY' LINE

H-H "Gray Line" RHEOSTATS

Carl Herrmann Associates
Polo Alto, Calif.1309-1310

Hetherington, Inc.
El Segundo, Calif.304

Hewlett-Packard Co.
Palo Alto, Calif. ...1724-1826, 1827-1828

Hexacon Electric Co.
Roselle Park, N. J.1021

The Hickok Electrical Inst. Co.
Cleveland 8, O.2618-2620

Hi-G, Inc.
Windsor Locks, Conn.3105

J. T. Hill Co.
San Gabriel, Calif.417

Hitemp Wires, Inc.
Westbury, N. Y.723

Hoffman Electronics Corp.
Los Angeles 7, Calif.2222-2223

Hoffman Electronics Corp.
Evanston, Ill.2224-2225

Hopkins Engineering Co.
San Fernando, Calif.3226

Hudson Tool & Die Co., Inc.
Newark 5, N. J.1217

Huggins Laboratories, Inc.
Sunnyvale, Calif.1918-1920

Hughes Aircraft Co.
Culver City, Calif.3012-3014


Hughes Aircraft Co.
Los Angeles 45, Calif.3016-3018

Hycon Eastern, Inc.
Cambridge 42, Mass.2821-2823

Hymac Corp.
Culver City, Calif.2415

Hysol of California Div.
South El Monte, Calif.1206

... offering a complete range from 25 to 1000 watts plus MIL types



ITT Components Div.
New York 4, N. Y.2510-2512

ITT Industrial Products Div.
New York 4, N. Y.2506-2508

ITT Laboratories
New York 4, N. Y.2507

Illinois Condenser Co.
Chicago 22, Ill.3520

Indiana Steel Products Co.
Valparaiso, Ind.1601

Induction Motors Corp.
Westbury, L. I., N. Y.1420B

Industrial Products-Danbury Knudsen
Danbury, Conn.3813

Industrial Test Equipment Co.
New York 3, N. Y.3529

Inland Motor Corp.
Pearl River, N. Y.215

Institute of Radio Engineers
New York 36, N. Y.1803

Instron Engineering Corp.
Canton, Mass.L-6

Instrument Development Laboratories
Attleboro, Mass.1519

Instruments Publishing Co.
Pittsburgh 12, Pa.2304

Three Terminal, 25 Watt Type A Rheostats —

Functions smoothly as a rheostat or potentiometer under adverse operating conditions. Strong, corrosion resistant terminals are welded to winding form. Vitreous enamel makes wound ring integral part of refractory base.

Three Terminal, 25 Watt Type AM Rheostats —

Rugged, compact components with excellent heat dissipating characteristics. Feature porcelain, vitreous enamel construction with resistive element wound on a flat, pure mica form within the refractory base. Circuit elements fully insulated from other parts.

Type AMS Rheostats with Screw Terminals

This H-H quality component is essentially the same as Type AM except for terminals which are screw type. The 25 watt AMS incorporates all the mechanical and electrical advantages of Type AM rheostat.

50 to 1000 Watt Type H Rheostats —

Comply with MIL-R-22 Specifications. H-H high temperature enamel provides maximum safety under overloading. Bus-bar design for ample resistance and safety at maximum current. Constant pressure contact assures trouble-free operation.

Ruggedized H-H Resistors — Hardwick, Hindle Gray Line Resistors are available in fixed, adjustable, ferrule and axial lead types for all commercial and military applications. Super-rugged design assures complete dependability. All rheostats available with de-
tent "off" position and solderless quick-connect terminals.

Available Nation-wide at authorized H-H distributors. Call or write for catalogs and complete information.



The Mark of Quality since 1924



HARDWICK, HINDLE · INC
40 HERMON ST., NEWARK 5, NEW JERSEY

Expanding the Frontiers
of Space Technology in

ELECTRO- MECHANICAL DESIGN

Lockheed Missiles and Space Division has complete capability in more than 40 areas of science and technology. As systems manager for such projects as the Navy POLARIS FBM; DISCOVERER Satellite; Army KINGFISHER; Air Force Q-5, X-7 and X-17, the Division is heavily engaged in all phases of design and packaging.

ENGINEERS AND SCIENTISTS

If you are experienced in electro-mechanical design or packaging with specific knowledge of electronic packaging; wiring design; harness assembly; ignition and separation systems design or auxiliary power systems design, we invite your inquiry.

Write: Research and Development Staff, Dept. H-1-22,962 W. El Camino Real, Sunnyvale, California. U.S. citizenship required.

Lockheed

MISSILES AND SPACE DIVISION

Systems Manager for the
Navy POLARIS FBM;
DISCOVERER SATELLITE;
Army KINGFISHER;
Air Force Q-5 and X-7

SUNNYVALE, PALO ALTO, VAN NUYS,
SANTA CRUZ, SANTA MARIA, CALIFORNIA
CAPE CANAVERAL, FLORIDA
ALAMOGORDO, NEW MEXICO • HAWAII

International Eastern Co. New York 1, N. Y.	1207
International Electronics Research Corp. Burbank, Calif.	1410-1411
Interstate Electronics Corp. Anaheim, Calif.	2315-2316
International Instruments, Inc. New Haven 15, Conn.	2813
The International Nickel Co., Inc. New York 5, N. Y.	1211-1213
International Rectifier Corp. El Segundo, Calif.	2011-2012
International Resistance Co. Philadelphia 8, Pa.	2405-2407
International Resistance Co. St. Petersburg, Fla.	2409
Iron Fireman Manufacturing Co. Portland 2, Ore.	701-702
Itek Corp. Waltham 54, Mass.	411

J

J-B-T Instruments, Inc. New Haven 8, Conn.	1402
JFD Electronics Corp. Brooklyn 29, N. Y.	202
J-V-M Microwave Co. Brookfield, Ill.	3714
James Vibrapowr Co. Chicago 18, Ill.	3505
Japan Electric Industry Tokyo, Japan	3703-3705
Jennings Radio Manufacturing Corp. San Jose, Calif.	1602-1603
Jerrold Electronics Corp. Philadelphia 32, Pa.	3831-3833
Samuel O. Jewett Co. Sherman Oaks, Calif.	2910
Jonathan Manufacturing Co., Inc. Fullerton, Calif.	1114

K

Kay Electric Co. Pine Brook, N. J.	3114-3116
Kearfott Co., Inc. Van Nuys, Calif.	3716-3718
Keithley Instruments, Inc. Cleveland 6, O.	1915
Kellogg Switchboard and Supply Co. New York 4, N. Y.	2503-2505
D. S. Kennedy & Co. Cohasset, Mass.	3527
Kepeco, Inc. Flushing 55, N. Y.	515-517
Wayne Kerr Corp. Philadelphia 33, Pa.	3521
Kester Solder Co. Chicago 39, Ill.	1208
Key Resistor Corp. Gardena, Calif.	223
King Engineering Co. Los Angeles 27, Calif.	3509
Kingsley Machine Co. Hollywood 38, Calif.	1007

MICO Precision Apparatus

NEW HEAVY
DUTY 2 & 3
DIMENSIONAL
ENGRAVER



FOR
Engraving
Nameplates
Fine Routing Work
Profiling Small
Objects
Making Small Dies
and Molds



UHF COAXIAL
WAVEMETERS

2-75
Centimeter
Range

Send for Illustrated Catalogs
MICO INSTRUMENT CO.
77 Trowbridge St. Cambridge 38, Mass.
CIRCLE NO. 200 READER SERVICE CARD

No quicker, more accurate
way to get information on
PRODUCTS and SERVICES
than

electronics
BUYERS'
GUIDE

keep it
at your
fingertips!



electronics
BUYERS' GUIDE

A MCGRAW-HILL PUBLICATION
330 WEST 42nd ST. NEW YORK 36, N. Y.

Kin Tel a Div. of Cohu Electronics, Inc.
San Diego 11, Calif.....1719-1721

Kittleson Co.
Los Angeles 36, Calif.....2818-2820

Mathias Klein & Sons, Inc.
Chicago 54, Ill.....1210

Knight Electronics Corp.
Chicago 6, Ill.....3612-3614

The James Knights Co.
Sandwich, Ill.1409

Kurman Electric Co.
Brooklyn 22, N. Y.....3516

L

Laboratory for Electronics, Inc.
Boston, Mass.2814-2816

Lambda Electronics Corp.
College Point 56, N. Y.....3729-3731

Lavoie Laboratories, Inc.
Morganville, N. J.....2811

Leach Corp.
Compton, Calif.2601-2702

Leach & Garner Co.
Attleboro, Mass.1015B

Lenkurt Electric Co., Inc.
San Carlos, Calif.....1408

Ward Leonard Electric Co.
Mt. Vernon, N. Y.....1510

Lerco Electronics, Inc.
Burbank, Calif.1606

Levinthal Electronic Products, Inc.
Palo Alto, Calif.305

Librascope Inc.
Glendale 1, Calif.....3107-3109

Licon Switch and Control Div.
Chicago 34, Ill.....2419

Erik A. Lindgren & Associates, Inc.
Chicago 40, Ill.....1202

Ling Electronics, Inc.
Culver City, Calif.....2719-2721

Littelfuse, Inc.
Des Plaines, Ill.....2201

Litton Industries
Culver City, Calif.....1520-1522

Litton Industries
Beverly Hills, Calif.....1623-1625

Litton Industries, Electronic Tube Div.
San Carlos, Calif.1522

Lockheed Missiles and Space Div.
Sunnyvale, Calif.3814

Lord Manufacturing Co.
Erie, Pa.105-107

Luscombe Engineering Co.
Pasadena, Calif.3417

M

McCarthy Assoc.
Pasadena, Calif.1521-1523

Mc Coy Electronics Co.
Mount Holly Springs, Pa.....212A

McGraw-Hill Book Co.
New York 36, N. Y.....2310

**FOR MORE
INFORMATION**


**GREATER
ACCURACY**

**EASIER
READABILITY**

Specify

ITT

**Industrial
Products
Division**



LARGE SCREEN OSCILLOSCOPES

Why squint at a conventional 5" scope when an ITT Large Screen Oscilloscope can assure you faster and more accurate observation and measurement without operator fatigue?

Use of magnetic deflection systems makes large-screen display practicable and permits close control over linearity and orthogonality. The large display provides vernier readability that increases speed of operation, reduces reading errors and operator eye strain, and permits observation of minute details that might remain unnoticed on a conventional scope.

APPLICATIONS

ITT Large Screen Oscilloscopes are precision engineered for effective use in such operations as Telemetry, Production Testing, Waveform Analysis, Computer Readout, X-Y Plotting, Data Plotting, and Medical Observation. Their large screen size makes them ideally suited for teaching, demonstration, or exhibition.

CHOICE OF MODELS AND SIZES

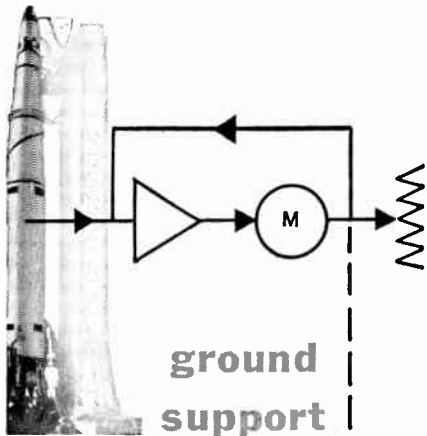
ITT Large Screen Oscilloscopes are available in either 17-inch or 21-inch rectangular tube models, cabinet or rack mounted. Models are also available without sweep and sync circuits for monitoring.

Write, Wire, or Phone for complete technical data and price information on Large Screen Oscilloscopes as well as other products of ITT Industrial Products Division, including Swept Frequency Generators, Storage Tube Scopes, Test Instruments, Custom Power Equipment, and Closed-Circuit Television.


ITT

Industrial Products Division

INTERNATIONAL TELEPHONE & TELEGRAPH CORPORATION
15191 BLEDSOE STREET • SAN FERNANDO, CALIFORNIA
TELEPHONE EMPIRE 7-6161



ground support instrumentation
for **RATIO**
TEMPERATURE
RPM




NORTH ATLANTIC SERVO INDICATORS

are self-contained null-balancing measurement systems designed to indicate or monitor virtually any quantity that can be expressed as a voltage. Their high accuracy (to 0.05%) and fast response (as little as 0.2 second full scale) meet the most critical ground support requirements.

Ratio indication is unaffected by changes in transducer excitation. Compact, single-package design permits remote dolly, console, or rack mounting, maximum application flexibility.

Available, to specifications, for particular function, range or input signal, with dial, counter or dual pointer display, auxiliary output for repeating, signaling or control. For full data, write for bulletin.



Model SBI-201, 7" x 3" dia., used in missile prelaunch monitor system to indicate position of control surfaces.

MB Electronics New Haven 8, Conn.....	113-115
MacDonald & Co. Glendale 7, Calif.....	1204
Machlett Laboratories Springdale, Conn.....	2612
Magnecraft Electric Co. Chicago 51, Ill.....	1422
Magnetic Amplifiers, Inc. El Segundo, Calif.....	3828
Magnetic Shield Div. Chicago 22, Ill.....	2214
Magnetics, Inc Butler, Pa.....	403-405
P. R. Mallory & Co., Inc. Indianapolis 6, Ind.....	601-602
Manufacturing Associates Los Angeles 24, Calif.....	3804
Marconi Instruments Englewood, N. J.....	314-316
J. W. Marsh Co. Los Angeles 16, Calif.....	2401
Massa Hingham, Mass.....	2106
Master Specialties Co. Los Angeles 59, Calif.....	108
Measurements Boonton, N. J.....	2909
Measurements Research Co. Philadelphia 24, Pa.....	3809B
Menlo Park Engineering Menlo Park, Calif.....	311
Mepco, Inc. Morristown, N. J.....	1418
Meridian Metalcraft, Inc. Whittier, Calif.....	2724
Mesa Plastics Co. Los Angeles 25, Calif.....	1112
Metal Textile Corp. Roselle, N. J.....	1113
Metrolog Corp. Pasadena, Calif.....	3601
Metronix Inc. Chesterland, O.....	3103
Claude Michael, Inc. Glendale 4, Calif.....	807-809
Microdot, Inc. South Pasadena, Calif.....	303
Micro Gee Products, Inc. Culver City, Calif.....	3613
Microtran Co. Inc. Valley Stream, N. J.....	3802
Microwave Associates, Inc. Burlington, Mass.....	623
Microwave Development Labs., Inc. Wellesley 57, Mass.....	3412
Midwestern Instruments Tulsa, Okla.....	2115-2116
James Millen Manufacturing Co. Malden, Mass.....	1505
Gerald B. Miller Co. Hollywood 28, Calif.....	3215-3217
J. W. Miller Co. Los Angeles 3, Calif.....	2112

NORTH ATLANTIC industries, inc.
603 Main Street, Westbury, N.Y.
Edgewood 4-1122

See our exhibit—WESCON Booth 3224

FOR DEPENDABLE VIBRATION-PROOF TUBE SUPPORT

MINI-SPRING®



Mini-Spring is the choice for positive holding action. Designed for "tight squeezes" that miniature electron tubes demand. Easy to install—no extra chassis piercing necessary. Specify Mini-Spring and be sure!

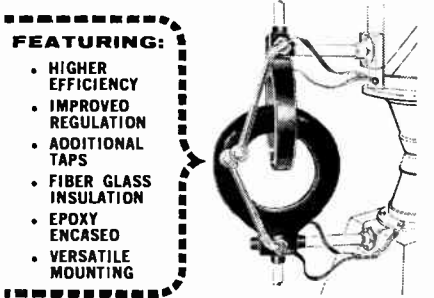
AVAILABLE IN QUANTITY AT YOUR LOCAL DISTRIBUTOR, OR WRITE FOR BULLETIN NO. 100. SPECIALS MADE TO YOUR ORDER.

THE Staver COMPANY
INCORPORATED
41-51 North Saxon Avenue, Bay Shore, N.Y.
Distributor inquiries invited.

CIRCLE NO. 68 READER SERVICE CARD

AVOID TOWER LIGHTING ISOLATION TRANSFORMER TROUBLES

INSTALL MODERN DESIGN
by HUGHEY & PHILLIPS, Inc.
... your most dependable source of Obstruction Lighting Equipment
... the widest selection of Control and Alarm Apparatus in the Industry.



FEATURING:

- HIGHER EFFICIENCY
- IMPROVED REGULATION
- ADDITIONAL TAPS
- FIBER GLASS INSULATION
- EPOXY ENCASED
- VERSATILE MOUNTING

THREE SIZES . . . 750, 1750, 3500 WATTS
Essential wherever 60 cycle power must be transferred efficiently across two points with very low capacitance or at very high voltages.


REQUEST DESCRIPTIVE BULLETIN HPS-152

HUGHEY & PHILLIPS, INC.

MANUFACTURERS OF
300MM Beacons, Obstruction Lights, Photo-Electric Controls, Beacon Flashers, Special Junction Boxes, Microwave Tower Light Control and Alarm Systems, Tower Isolation Transformers, and Complete Kits for: Tower Lighting, Sleetmelter Power and Control.
3200 N. San Fernando Blvd. Burbank, Calif.


CIRCLE NO. 74 READER SERVICE CARD
AUGUST 7, 1959 • ELECTRONICS

Electro-Mechanical CLUTCH and BRAKE ASSEMBLY



**Precision Built by
Forbes and Wagner for**

Aeronautical Communications Equipment Inc.



Aeroacom Transmitter


Uses two F & W drives as circled. When frequency is selected motor is actuated and first clutch engages driving crystal drum to proper crystal. Clutch releases and brake holds setting.

Second clutch engages, driving tuning unit to proper tuning point. Clutch is then deactivated and brake holds entire mechanism.

Motor coasts to a stop.

Aeroacom Tuner

Uses one F&W drive. Frequency selection starts motor drive through clutch to variometer and variable condenser. When point of resonance is reached, clutch disengages and brake holds setting.



Let us help YOU with YOUR Electronic Problems

We design and produce both simple and complex components and assemblies, Electronic, Electro-Mechanical and Mechanical for Commercial and Military applications in Radio, Television, Telecommunications, Computers, Radar, Guided Missiles and allied fields. Write for brochure.

Growth Opportunity for Electrical Engineers. To meet the growing demand for our services, we offer steady employment, high base salary plus profit sharing, paid vacation, group life and hospitalization insurance, sick leave policy, retirement program, etc. Located on shore of Lake Erie. Fishing, boating, swimming at your doorstep. Ideal community life. Thirty minutes from Buffalo via thruway. Replies held in strict confidence.

forbes and wagner, inc.
347 CENTRAL AVENUE

SILVER CREEK, N. Y. • TELEPHONE 650

CIRCLE NO. 126 READER SERVICE CARD

ELECTRONICS • AUGUST 7, 1959

Millivac Division of Cohu Electronics
Schenectady, N. Y.2101

Minneapolis-Honeywell Regulator Co.
Minneapolis 8, Minn.2614-2616,
2617, 2619, 2621-2623, 2622, 2624-2626

Minnesota Mining & Manufacturing
Co.
St. Paul 6, Minn.3301, 3402

Missiles and Rockets
Washington 5, D. C.2314

C. H. Mitchell Co.
Beverly Hills, Calif.3518

Moeller Instrument Co.
Richmond Hill 18, N. Y.L-7

Monitor Products Co.
South Pasadena, Calif.504

F. L. Moseley Co.
Pasadena, Calif.1414-1415

Mesley Electronics, Inc.
St. Louis 14, Mo.3503

Motorola, Inc.
Phoenix, Ariz.3619

Motorola, Inc.
Phoenix, Ariz.3615-3617

Moxon Electronics Corp.
Beverly Hills, Calif.2003-2004

Mycalex Corp. of America
Clifton, N. J.1003-1005

N

The Narda Microwave Corp.
Mineola, L. I., N. Y.307-309
The Narda Ultrasonics Corp.
Westbury, L. I., N. Y.1102

The National Cash Register Co.
Hawthorne, Calif.203-205

National Co., Inc.
Malden, Mass.1707-1709

Neely Enterprises
North Hollywood, Calif.1720-1722

Networks Electronic Corp.
Van Nuys, Calif.2421

New Hermes Engraving Machine Corp.
New York 3, N. Y.812

The N. Y. Air Brake Co.
Boston 30, Mass.1226

The J. M. Ney Co.
Hartford, Conn.1511

Non-Linear Systems, Inc.
Del Mar, Calif.1416-1417

North Atlantic Industries, Inc.
Westbury, N. Y.3224

North Electric Co.
Galion, O.2803-2805

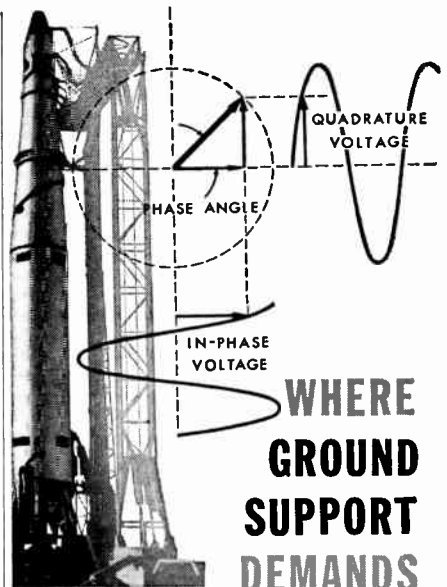
Nortronics Div.
Hawthorne, Calif.3408-3410

Paul Nurches Co.
Pasadena, Calif.2120

The Nylock Corp.
El Segundo, Calif.1122

O

Oak Manufacturing Co.
Chicago 10, Ill.1713



**WHERE
GROUND
SUPPORT
DEMANDS**

**DIRECT READING OF
PHASE, NULL, VOLTS**

**FOR FLIGHT LINE,
PRE-LAUNCH, MAINTENANCE**

NORTH ATLANTIC PHASE ANGLE VOLTMETER

in one portable package, provides direct reading of in-phase volts, quadrature volts, phase angle, nulls — without accessory equipment. Compact, rugged and unaffected by harmonics—it simplifies support systems, reduces human error in test, adjustment, analysis of complex electronics.

Its accuracy and versatility (1 mv to 300 v, 0—360°) have been demonstrated in the Atlas, Polaris, Pershing and F-105 programs. It can be supplied for single frequency or broadband measurements, for dolly or console mounting, or as a module for complete checkout systems. For full specs, write for Bulletin 201.



Model 202BR,
used with Sperry SP30 Flight Director
5½" by 19" x 7½"



**NORTH ATLANTIC
industries, inc.**
603 Main Street, Westbury, N. Y.
EDgewood 4-1122

See our exhibit—WESCON Booth 3224

CIRCLE NO. 203 READER SERVICE CARD 203



Ace enclosures help keep BOMARCS ON TARGET

The vital guidance systems of supersonic Bomarc missiles are accurately aligned in specially designed Ace shielded enclosures. These enclosures are lined with a microwave absorbing material to provide a free-space environment unaffected by signal-bounce or outside radio frequency interference. Signals from the target-seeking radome assembly of the missiles are aligned by directing them to pinpoint targets within the enclosure.

All Ace RFI* shielded enclosures are designed to ensure permanent, fully effective r-f protection. Attenuation is better than 100 db at all frequencies from 15 kc to over 1000 mc. This exceeds the attenuation requirements of MIL-E-4957A (ASG). Modular construction permits quick and easy assembly.

Find out how Ace enclosures can help solve your next shielding problem. Write for literature on Ace's complete line of shielded enclosures and engineering services.



First and Finest in Shielded Enclosures

ACE ENGINEERING & MACHINE CO., INC.

Tomlinson Road • Huntingdon Valley • Pennsylvania

See us at the WESCON Show—Booth #901

- Offner Electronics, Inc.**
Schiller Park, Ill.1607-1609
- John Francis O'Halloran & Associates**
North Hollywood, Calif.313
- Ohmite Manufacturing Co.**
Skokie, Ill.1703-1705
- Optical Coating Laboratory, Inc.**
Santa Rosa, Calif.909
- Optron Corp.**
Santa Barbara, Calif.3702
- Oregon Electronic Manufacturing Co.**
Portland 14, Ore.3202
- Osborne Electronic Sales Corp.**
Portland 14, Ore.2122-2123
- John Oster Manufacturing Co.**
Racine, Wis.619-621

P

- PCA Electronics Inc.**
Sepulveda, Calif.3404
- PSP Engineering Co.**
Maywood, Calif.1420A
- Pacific Automation Products Inc.**
Glendale 1, Calif.3201-3304
- Pacific Missile Range**
Point Mugu, Calif.O-P
- Pacific Scientific Co.**
Los Angeles 22, Calif.117
- Pacific Semiconductors, Inc.**
Culver City, Calif.2801-2802
- Packard Bell Computer Corp.**
Los Angeles 25, Calif.1306
- Packard Bell Electronics Corp.**
Los Angeles 64, Calif.1304-1305
- Palo Alto Engineering Co.**
Palo Alto, Calif.310
- Panduit Corp.**
Midlothian, Ill.921
- Panoramic Radio Products, Inc.**
Mt. Vernon, N. Y.204-301
- Penn Engineering & Mfg. Corp.**
Doylestown, Pa.1215
- J. G. Penwarden Co.**
Van Nuys, Calif.2516
- Perkin Engineering Corp.**
El Segundo, Calif.2705-2707
- Perlmuth Electronic Associates**
Los Angeles 16, Calif.2212-2213
- Pesco Products Div., Borg-Warner Corp.**
Bedford, O.L-11, L-13
- Phaestron Instrument & Electronic Co.**
So. Pasadena, Calif.3006
- Phelps Dodge Copper Products Corp.**
New York 22, N. Y.722
- Phileo Corp.**
Lansdale, Pa.224-226
- Photo Chemical Products of California**
Santa Monica, Calif.1001
- Photocircuits Corp.**
Glen Cove, L. I., N. Y.718
- Photocon Research Products**
Pasadena, Calif.3307-3339
- PIC Design Corp.**
East Rockaway, N. Y.120

LOOK TO TOBE FOR PROGRESS

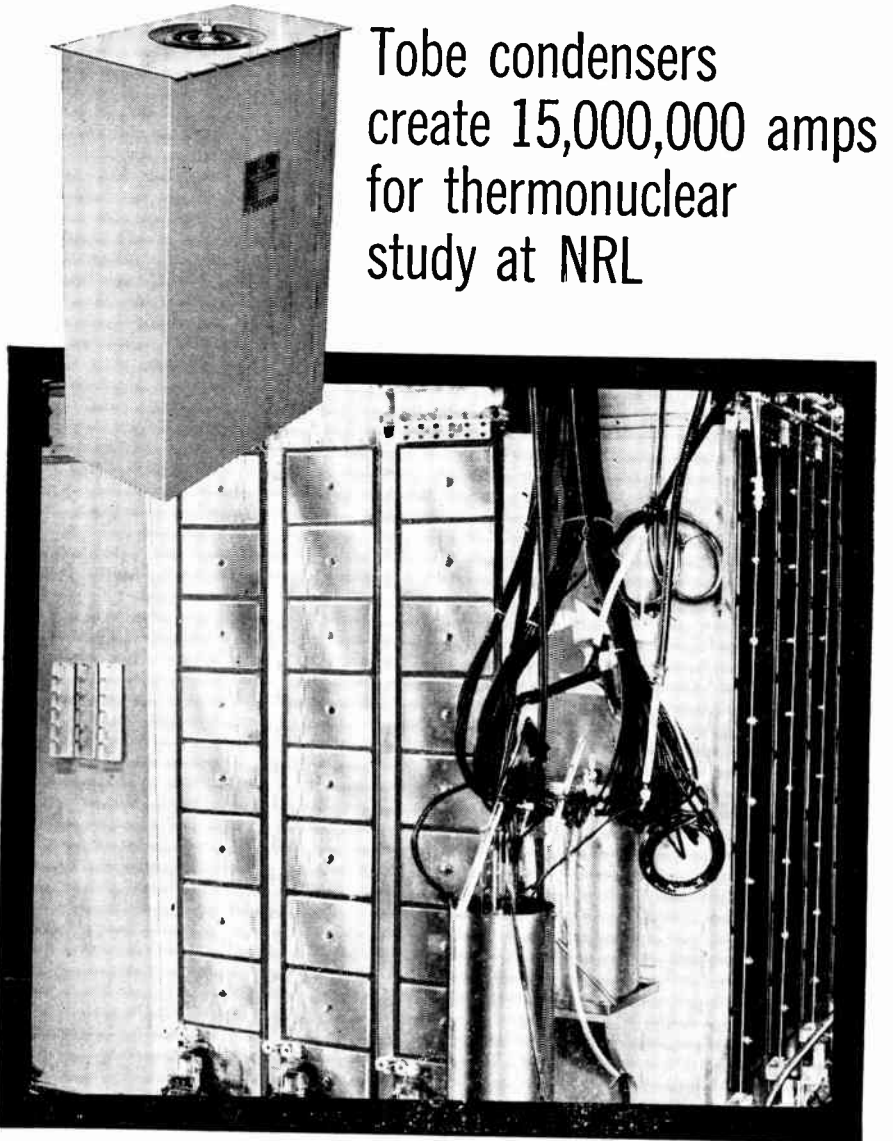
Polarad Electronics Corp. Long Island City 1, N. Y.....	1914-1916
Polytechnic Research & Development Co., Inc. Brooklyn 1, N. Y.....	1805-1807
Potter & Brumfield, Inc. Princeton, Ind.	1809-1811
Precision Instrument Co. San Carlos, Calif.....	3011
Premier Metal Products Co. New York 59, N. Y.....	706-708
Presin Co. Santa Monica, Calif.....	3606
Price Electric Corp. Frederick, Md.	3515
Prodelin, Inc. Kearny, N. J.....	2611
Pyramid Electric Co. Darlington, S. C.....	1401
Pyrofilm Resistor Co. Parsippany, N. J.....	3320
Pyromet Co. San Francisco, Calif.....	1212

Q

Quan-Tech Laboratories Morristown, N. J.....	3517
--	------

R

R S Electronics Corp. Palo Alto, Calif.....	3111
Radio Corp. of America Camden 2, N. J.....	503-505
Radio Corp. of America Harrison, N. J.....	507-509
Radio Corp. of America Somerville, N. J.....	410-412
Radio Corp. of America Los Angeles, Calif.....	406-408
Radio Frequency Laboratories, Inc. Boonton, N. J.....	3311-3313
Ramo-Woolridge Los Angeles 45, Calif.....	2130
Rantec Corp. Calabasas, Calif.	315
Raytherm Corp. Redwood City, Calif.....	3816
Raytheon Manufacturing Co. 1224, 2134, 2133, 2132 Waltham 54, Mass.	2131
Reeve Electronics, Inc. Chicago 6, Ill.....	916
Reeves-Hoffman Div. Carlisle, Pa.	519
Reeves Instrument Corp. Garden City, N. Y.....	3303-3305
Reeves Soudercraft Corp. Danbury, Conn.	3204
Remanco, Inc. Santa Monica, Calif.....	2815
The Rex Corp. West Acton, Mass.....	2807-2809



Tobe condensers
create 15,000,000 amps
for thermonuclear
study at NRL

This Tobe condenser bank has a short-circuit current of 15 million amperes and a rise time of 2.8 microseconds. It is adding momentum to experiments by A. C. Kolb on high-velocity shock waves in thermonuclear devices at the U. S. Naval Research Laboratories.

The 99 Tobe condensers shown—totaling 1,430 uf—store 285,000 joules at 20 kv, and create discharge currents of 7-10 million amperes into an external inductance of about 0.01 uh.

Tobe's work for the NRL is another page in the rapidly expanding catalog of thermonuclear devices for which Tobe has supplied condensers. The same *creative engineering in action* is yours to command whether for energy-storage condensers, pulse-forming networks, or any high-power condenser application.

For technical information or engineering aid, write today to Tobe Deutschmann Corporation, Norwood, Massachusetts.

specify **TOBE**®
PRODUCTS


TOBE DEUTSCHMANN • CONDENSER PIONEERS SINCE 1922

BRISTOL miniature DPDT chopper *C1430 Series*

- Excellent tracking
 - Miniature size
- Phase stability with temperature
 - High vibration rating
 - High contact rating
- Long life • Reliability
 - Versatility

Also available in ...

- 2 Hole flange
- 4 Hole flange
- Side mounting



For complete specifications, write:
Aircraft Components Division,
The Bristol Co.,
150 Bristol Road,
Waterbury 20, Conn.

9 19

BRISTOL FINE PRECISION INSTRUMENTS
FOR SEVENTY YEARS

See us in Booth 3118-3120 at the WESCON Show


Rheem Semiconductor Corp. Mt. View, Calif.....	514
Rheem Manufacturing Co. Downey, Calif.....	516-518
M. W. Riedel & Co. Alhambra, Calif.....	L-2, L-4
Rimak, Inc. North Hollywood, Calif.....	1303
Rinco, Inc. Portland, Ore.....	3419
E. V. Roberts & Associates Los Angeles 16, Calif.....	1905-1907
Robertshaw-Fulton Controls Co. Anaheim, Calif.....	3405-3407
Rohde & Schwarz Sales Co. Passaic, N. J.....	2202-2203
Rosan, Inc. Newport Beach, Calif.....	1008
Rotron Manufacturing Co. Woodstock, N. Y.....	322-324
Rutherford Electronics Co. Culver City, Calif.....	2002
C. B. Rush & Associates Los Angeles 5, Calif.....	211

S

St. Regis Paper Co. Trenton, N. J.....	815
Howard W. Sams & Co., Inc. Indianapolis 6, Ind.....	3603
Sanborn Co. Waltham 54, Mass.....	1716-1718
Sanders Associates, Inc. Nashua, N. H.....	3013-3015
San Fernando Electric Mfg. Co. San Fernando, Calif.....	2117
Sangamo Electric Co. Springfield, Ill.....	1605
Sarkes Tarzian, Inc. Bloomington, Ind.....	1507
Schmit Engineering Co. Palo Alto, Calif.....	1219
Scientific Atlanta, Inc. Atlanta 9, Ga.....	419
Scientific Engineering Laboratories Berkeley 10, Calif.....	732
Sealectro Corp. Mamaroneck, N. Y.....	1421
Sensitive Research Instrument Corp. New Rochelle, N. Y.....	2104-2135
Sequoia Wire & Cable Co. Redwood City, Calif.....	116
Servomechanisms, Inc. Westbury, N. Y.....	3302
Sherold Crystals, Inc. Kansas City 8, Mo.....	2916
Shinkyō Trading Co. Los Angeles 28, Calif.....	3707
Shockley Transistor Corp. Palo Alto, Calif.....	2509
H. M. Shoemaker & Associates Los Angeles 17, Calif.....	3532
Sierra Electronic Corp. Menlo Park, Calif.....	1919-1923

**QUALITY-PROVEN
LOW FREQUENCY
TRANSISTOR
OSCILLATORS**

TYPE
LTO
SERIES



**ENGINEERED FOR RUGGED
DEPENDABILITY AND LONG LIFE**

Frequency range: 400 cycles to 500 KC (as low as 60 cycles on custom design). Frequency stability: Up to 1 part 10⁶. Calibration accuracy is $\pm .002\%$. Sine or square wave form. Power output: 5V RMS across 10000 OHMS (other output to customer requirements). Temperature range is -55°C to $+85^{\circ}\text{C}$. Warm-up time is 15 minutes. Vibration: Up to 20 G's to 2000 cycles depending on frequency. Glass-metal sealed header. Size: 1.375" by 2.7" tall, or 2" x 2.25" x 3.5" tall.


Have a problem? Write, wire or call us, TODAY!
Send for NEW, detailed literature!

MONITOR PRODUCTS COMPANY

815 Fremont Ave. • South Pasadena, Calif.
RYan 1-1174



CIRCLE NO. 161 READER SERVICE CARD



for fast, simple check-up of
instrumentation recording equipment

new Soundcraft MAGNA-SEE Kit
makes magnetic tracks visible!

- Checks for: • Track placement
• Head alignment • Pulse definition
(size and width)
• Drop-out areas and other trouble-spots




Magna-See Kit contains: 1/2 pint Magna-See Solution • Plastic bath • Eye-piece magnifier • Pressure sensitive tape • 5 glass slides for permanent copies of tracks, and complete instructions.

For free MAGNA-SEE brochure, write

REEVES SOUND CRAFT CORP.

GREAT PASTURE ROAD, DANBURY, CONNECTICUT
West Coast: 342 N. La Brea., Los Angeles 36, Calif.
Canada: 700 Weston Road, Toronto 9, Ont. Canada

CIRCLE NO. 225 READER SERVICE CARD
ELECTRONICS • AUGUST 7, 1959



**IMMEDIATE DELIVERY
ANYWHERE
IN THE
NATION**

COSMIC

**ELECTROLYTIC
AND
PAPER TUBULAR
CONDENSERS**

"35 YEARS OF PROVEN
DEPENDABILITY"

COSMIC CONDENSER CO.

853 WHITTIER STREET, BRONX, N. Y.
LUdlow 9-3360

CIRCLE NO. 224 READER SERVICE CARD

LOOKING FOR
MAGNETS?



look to


PERMAG

FOR ANY QUANTITY
IN A **BIG HURRY!**

Magnets precision ground and cut to your specifications for prototypes or production models... in jet speed time.

Our services also include engineering and magnetizing. We stock magnets in all sizes, all shapes, all grades... Alnico and ceramic... sintered and cast... magnets for every use. Write for our catalog.

OLYMPIA 7-1818
(TWX: NY 4-4798)



88-06 VAN WYCK EXPRESSWAY, JAMAICA, N. Y.

CIRCLE NO. 207 READER SERVICE CARD 207



TRIAL BY NUCLEAR FIRE

!



Unmatched speed, unequalled sensitivity

EG&G's 2236A TW Oscilloscope is the newest of a family of milli-microsecond instruments. This precision instrument has met the exacting requirements of nuclear weapon tests conducted for the AEC.

The 2236A's excellent record of performance is based on EG&G's sensible approach to oscillography. All features of the 2236A design are matched to give the maximum flexibility to your high-speed, DC to 3000 MC, oscilloscopic problems.

Current applications of the EG&G 2236A include its unprecedented performance in measurement of:

- Decay times of scintillators
- Reverse recovery time of high-speed semiconductor diodes
- Rise and fall times of high-speed switching transistors
- Discontinuities in transmission lines
- As a synchroscope in high-resolution radar systems.

For additional technical data and information, call or write: Application Engineering Group.



EDGERTON, GERMESHAUSEN & GRIER, INC.

160 BROOKLINE AVENUE, BOSTON 15, MASS.
1622 SOUTH "A" STREET, LAS VEGAS, NEV.

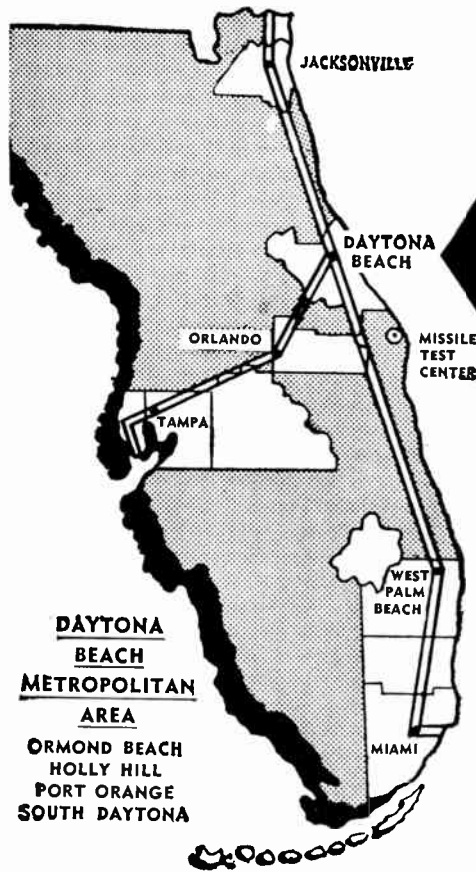
- Sigma Instruments, Inc.**
Boston 85, Mass.1901-1903
- Silicon Transistor**
Carle Place, L. I., N. Y.1403
- Simpson Electric Co.**
Chicago 44, Ill.1804-1806
- Skydyne, Inc.**
Port Jervis, N. Y.1024-1026
- Herman H. Smith, Inc.**
Brooklyn 10, N. Y.1616A
- T. Louis Snitzer Co.**
Los Angeles 19, Calif.1917
- Sola Electric Co.**
Chicago 50, Ill.1301-1302
- Solid State Products, Inc.**
Salem, Mass.1419
- Sorensen & Co., Inc.**
South Norwalk, Conn.2102-2103
- South Chester Corp.**
Lester, Pa.818
- Southern Electronics Corp.**
Burbank, Calif.1423
- Southwestern Industrial Electronics Co., Inc.**
Houston 19, Texas.420-422
- Specific Plating Co., Inc.**
Los Angeles 23, Calif.917
- Spectrol Electronics Corp.**
San Gabriel, Calif.2515-2517
- Sperry Gyroscope Co.**
Great Neck, N. Y.3830
- Sperry Rand Corp.**
Clearwater, Fla.3832
- Sperry Rand Corp.**
South Norwalk, Conn.3834
- Sprague Electric Co.**
North Adams, Mass.2009-2010
- Standard Electrical Products Co.**
Dayton 3, O.3321-3323
- Standard Pressed Steel Co.**
Jenkintown, Pa.820-822
- Standard Wire & Cable Co.**
Los Angeles 34, Calif.3812
- Statham Development Corp.**
Los Angeles 25, Calif.3701
- Stepper Motors Corp.**
Los Angeles 47, Calif.3519
- Sterling Precision Corp.**
Port Washington, L. I., N. Y.3825
- Stevens-Arnold, Inc.**
Boston 27, Mass.1515
- Geo. Stevens Mfg. Company, Inc.**
Chicago 46, Ill.923
- Stewart Engineering Co.**
Soquel, Calif.L-8
- Stewart Stamping Co.**
Yonkers, N. Y.907
- Stoddart Aircraft Radio Co., Inc.**
Hollywood 38, Calif.3704-3704A
- Stone & Smith, Inc.**
Los Angeles 58, Calif.1022
- Ellard E. Strassner Co.**
Los Angeles 27, Calif.1616B
- The Superior Electric Co.**
Bristol, Conn.603-605

ATTRACT AND HOLD TECHNICAL PERSONNEL

- Surprenant Mfg. Co.**
Clinton, Mass.903-905
- Switchcraft, Inc.**
Chicago 30, Ill.1610
- Sylvania Electric Products, Inc.**
3007-3009, 3003-3005, 3108-3110
New York, N. Y.3104-3106
- Synthane Corp.**
Oaks, Pa.922
- Systron Corp.**
Concord, Calif.2511

T

- TDK Electronics Co., LTD.**
Tokyo, Japan3504-3506
- Taily Register Corp.**
Seattle 7, Wash.119
- Tamar Electronics, Inc.**
Santa Monica, Calif.L-1, L-3
- Tapco Group of Thompson Ramo
Wooldridge, Inc.**
Cleveland 17, O.2128
- Technibilt Corp.**
Glendale 1, Calif.409
- Technical Appliance Corp.**
Sherburne, N. Y.218
- Technical Devices Co.**
Los Angeles, Calif.910
- The Technical Material Corp.**
Mamaroneck, N. Y.2121
- Technical Products**
Los Angeles 38, Calif.221
- Technical Wire Products, Inc.**
Springfield, N. J.712
- Technitrol Engineering Co.**
Philadelphia 20, Pa.3530
- Technology Instrument Corp. of Cali-
fornia**
North Hollywood, Calif.2013-2014
- Tektronix, Inc.**
Palo Alto, Calif.1801-1802
- Telecomputing Corp.**
Los Angeles 38, Calif.1922-1924
- Telemeter Magnetics, Inc.**
Los Angeles 64, Calif.2125-2126
- Teletype Corp.**
Chicago 39, Ill.L-15, L-17
- Telex, Inc.**
St. Paul 1, Minn.1906
- Telonic Industries, Inc.**
Beech Grove, Ind.2526
- Tenney Engineering Inc.**
Union, N. J.326
- Tensolite Insulated Wire Co., Inc.**
Tarrytown, N. Y.1412
- Texas Instruments Inc.**
Dallas 9, Texas.104-106
- Texas Instruments Inc.**
Houston 6, Texas.102-201
- Texas Instruments Inc.**
Dallas, Texas101-103
- Thermador Electrical Mfg. Co.**
Alhambra, Calif.1711
- Thermocal, Inc.**
Santa Monica, Calif.3626



**STRATEGIC
LOCATION FOR
GROWTH INDUSTRIES**

**DAYTONA BEACH
FLORIDA**


**Metropolitan Area
Industrial Sites**

Daytona Beach, the east-to-west terminal on the north-to-south route of the projected Federal Limited Access Freeway System, gives industry a plus for the future.

Write for new 101 page Industrial Brochure

**R. H. MILES, MGR.
INDUSTRIAL DEPARTMENT
CHAMBER OF COMMERCE
DAYTONA BEACH, FLORIDA**

CIRCLE NO. 130 READER SERVICE CARD



Quan-Tech's completely transistorized Model 303 is designed especially for applications in the fields of ultrasonics and noise spectrum analysis. A switch enables you to select any of four constant bandwidths. The two broadest positions are flat topped, vastly increasing the simplicity and accuracy of noise measurements, and facilitating tuning at high frequencies.

NEW !

**...for measuring harmonics and noise
from 30 cycles to 100 kc**

FREQUENCY RANGE: 30 cycles to 100 kc., ± 300 cycle vernier.

VOLTAGE RANGE: 100 microvolts to 300 volts full scale.

BANDWIDTH: -3 db at 10 and 30 cycles round top; 100 cycles and 1 kc. flat top.

MONITOR OUTPUT: Meter output and a voltage proportional to dial setting provide graphic display on oscilloscopes and X-Y recorders.

DIMENSIONS: 10½" H, 14" W, 11¼" D overall.

Wt. 28 lbs.

Write for complete information

Quan-Tech
LABORATORIES

QUAN-TECH LABORATORIES

Morristown, New Jersey

VISIT US, BOOTH #3517 AT WESCON SHOW

CHICAGO

ultra *miniature*

TRANSISTOR TRANSFORMERS

Stocked for immediate delivery from your electronic parts distributor

Encapsulated—designed and built in accordance with MIL-T-27A

Here are 27 hermetically sealed units designed especially for use in transistor circuits. Remarkably efficient for their size, these transformers have excellent frequency response with low harmonic distortion.

Leads are embedded in plastic to withstand a 12 pound pull and are individually spaced for printed circuit board insertion. The Chicago UME Series transformers measure .312" x .400" x .420" and weigh approximately 1/10 ounce. Detailed specifications and performance curves are given in Chicago Bulletin CT-46. Write for your free copy.

CHICAGO Part No.	Application	Pri. Impedance In Ohms	Sec. Impedance in Ohms
UME-12	output	500/600	50/60
UME-13	output	1000/1200	50/60
UME-14	output	600	3.2
UME-15	output	1200	3.2
UME-16	output	10,000	3.2
UME-18	choke	3 hy @ 2 Macd	—
UME-19	output or driver	10,000 CT/12,500 CT	500 CT/600 CT
UME-20	driver	10,000/12,500	1200 CT/1500 CT
UME-21	driver	10,000/12,500	2000 CT/2500 CT
UME-22	single or PP output	150 CT/200 CT	12/16
UME-23	single or PP output	300 CT/400 CT	12/16
UME-24	single or PP output	600 CT/800 CT	12/16
UME-25	single or PP output	800 CT/1070 CT	12/16
UME-26	single or PP output	1000 CT/1330 CT	12/16
UME-27	single or PP output	1500 CT/2000 CT	12/16
UME-28	single or PP output	7500 CT/10,000 CT	12/16
UME-29	output	300 CT	600
UME-30	output	500 CT	600
UME-31	output	900 CT	600
UME-32	output	1500 CT	600
UME-33	interstage	20,000 CT/30,000 CT	800 CT/1200 CT
UME-34	input	200,000 CT	1000 CT
UME-35	interstage	10,000 CT/12,000 CT	1500 CT/1800 CT
UME-36	choke	6 hy @ 2 Macd	—
UME-37	choke	1 hy @ 2 Macd	—
UME-38	choke	12 hy @ 0 dc	—
UME-39	choke	20 hy @ 0 dc	—



Since 1955, Chicago Standard Transformer Corporation has been operating continuously under RIQAP, the U.S. Army Signal Corps' Reduced Inspection Quality Assurance Plan. When you specify Chicago Standard transformers, delivery time is reduced and incoming inspection is at a minimum. You are assured of the highest quality units for military application.

CHICAGO STANDARD TRANSFORMER CORPORATION

3501 WEST ADDISON STREET

CHICAGO 18, ILLINOIS

VISIT US AT WESCON—BOOTH 1501

The Thomas & Betts Co., Inc.
San Francisco 24, Calif.1109-1111

Thomas & Skinner, Inc.
Indianapolis 7, Ind. 604

Thompson-Ramo-Wooldridge Prod. Co.
Los Angeles 45, Calif. 2127

The Thorson Co.
Los Angeles 46, Calif.3633

Times Facsimile Corp.
New York 19, N. Y.1520

Times Wire and Cable Co., Inc.
Wallingford, Conn. 3010

Topatron, Inc.
Ojai, Calif. 2709

Transformer Engineers
Pasadena, Calif. 502

Transitron Electronic Sales Corp.
Wakefield, Mass. 3702-3004

Transval Electronics Corp.
Culver City, Calif. 3523

Triad Transformer Corp.
Venice, Calif. 1516

Trio Laboratories, Inc.
Plainview, L. I., N. Y. 3728

The Triplett Electrical Instrument Co.
Bluffton, O. 1503

Tri-State Supply Corp.
San Francisco 7, Calif. 805

Tru-Ohm Products
Chicago 18, Ill. 1614

Tung-Sol Electric, Inc.
Culver City, Calif. 1615-1617

Tur-Bo Jet Products Co., Inc.
San Gabriel, Calif. 3206

Twin Lock, Inc.
Inglewood, Calif. 3631

U

Ultek Corp.
Palo Alto, Calif. 3534

Ultronix, Inc.
San Mateo, Calif. 2520

Ungar Electric Tools, Inc.
Los Angeles 66, Calif. 912

Union Switch & Signal
Pittsburgh 18, Pa. 2613-2615

Unistrut Products Co.
Chicago 7, Ill. 3525

United-Carr Fastener Corp.
Boston, Mass. 3306-3308

United Catalog Publishers, Inc.
Hempstead, L. I., N. J. 2301

United Electronics, Inc.
Newark, N. J. 2718

United Transformer Corp.
New York, N. Y. 1618

Universal Electronics Co.
Santa Monica, Calif. 1912

Universal Instruments Corp.
Binghamton, N. Y. 1107

Universal Match Corp.
Van Nuys, Calif. 1307-1308

"TECHNICAL APPARATUS BUILDERS"

AC & DC POWER HEADQUARTERS!
 TABTRON®—TABPAK®—TABTRAN®—TABSTAT®
 High Current Power Supplies
 Five Year Guarantee

Variable Resistor from Zero to Full Voltage Dc
 Full Wave Selenium or Silicon Rectifier
 Isolation Power Transformer, Variac, Motors
 ** Price Factory Warranties Write Details

Stock # Volts & Amps	Continuous Rating	With Meters
T9V500A3-SJ	0-9 VDC @ 500 Amp/4% Rip	\$630
T612V12A	0-8 or 0-16 VDC @ 12 Amps	\$37
T612V12A C-C	0-16 V @ 12 A 1% Rip @ 5 A	\$47
T12V25AC	0-12 V @ 25 A/5% Rip	\$150
T12V50ACSJ	0-12 V @ 50 A/5% Rip/5% Reg	\$225
T28V5A	0-28 W VDC @ 5 Amp	\$57
T28V5ACC	Filtered (1% Ripple)	\$84
T28V12A	0-28 W VDC @ 12 Amp	\$135
T28V12ACC	Filtered (1% Ripple)	\$168
T28V12A2CC	Filtered (0.1% Ripple)	\$270
T28V24A	0-28 W VDC @ 24 Amp	\$165
T28V24ACC	Filtered (1% Ripple)	\$224
T28V50A	0-28 W VDC @ 50 Amp	\$305
T28V50ACC	Filtered (2% Ripple)	\$400
RT35V5ACSJ	0-35 V @ 5 A/1% Rip/5% Reg	\$150
RT35V12ACSJ	0-35 V @ 12 V/1% Rip/5% Reg	\$250
RT35V25ACSJ	0-35 V @ 25 A/1% Rip/5% Reg	\$395
RT35V50ACSJ	0-35 V @ 50 A/1% Rip/5% Reg	\$540
RT35V100A3-SJ	0-35 V @ 100 A/2% Rip/5% Reg	\$735
T130V5A	0-130 VDC @ 5 Amp	\$225
T130V5ACC	Filtered (1% Ripple)	\$275
T220V2ACC	0-220 V @ 2 Amp/2% Rip	\$270
* 2' Meters: S1/SILICON RECT; 30/200-230 VAC/30 / INPT		



Lo-Priced Basic DC Power Packages Isolation Transformer, Rectifier, Switch, Full Wave Terminal:

B9V500A3	\$522	B28V24A	\$135
B12V24A	\$97	B28V50A	\$225
B12V50A	\$180	B28V12A	\$405
B28V5A	\$45	B115V2.5A	\$31
B28V12A	\$90	B220V2A	\$150

MAX DC AMP	SELENIUM RECTIFIERS	ONE YEAR GUARANTEE!	CONVECTION COOLED*	FORCED AIR COOLING*
1	36VAC	100VAC	30VCT	30VCT
2	70VAC	200VAC	60VCT	60VCT
3	108VAC	300VAC	90VCT	90VCT
4	144VAC	400VAC	120VCT	120VCT
5	180VAC	500VAC	150VCT	150VCT
6	216VAC	600VAC	180VCT	180VCT
7	252VAC	700VAC	210VCT	210VCT
8	288VAC	800VAC	240VCT	240VCT
9	324VAC	900VAC	270VCT	270VCT
10	360VAC	1000VAC	300VCT	300VCT

MAX DC AMP	SELENIUM RECTIFIERS	ONE YEAR GUARANTEE!	CONVECTION COOLED*	FORCED AIR COOLING*
1	36VAC	100VAC	30VCT	30VCT
2	70VAC	200VAC	60VCT	60VCT
3	108VAC	300VAC	90VCT	90VCT
4	144VAC	400VAC	120VCT	120VCT
5	180VAC	500VAC	150VCT	150VCT
6	216VAC	600VAC	180VCT	180VCT
7	252VAC	700VAC	210VCT	210VCT
8	288VAC	800VAC	240VCT	240VCT
9	324VAC	900VAC	270VCT	270VCT
10	360VAC	1000VAC	300VCT	300VCT

MAX DC AMP	SELENIUM RECTIFIERS	ONE YEAR GUARANTEE!	CONVECTION COOLED*	FORCED AIR COOLING*
1	36VAC	100VAC	30VCT	30VCT
2	70VAC	200VAC	60VCT	60VCT
3	108VAC	300VAC	90VCT	90VCT
4	144VAC	400VAC	120VCT	120VCT
5	180VAC	500VAC	150VCT	150VCT
6	216VAC	600VAC	180VCT	180VCT
7	252VAC	700VAC	210VCT	210VCT
8	288VAC	800VAC	240VCT	240VCT
9	324VAC	900VAC	270VCT	270VCT
10	360VAC	1000VAC	300VCT	300VCT

MAX DC AMP	SELENIUM RECTIFIERS	ONE YEAR GUARANTEE!	CONVECTION COOLED*	FORCED AIR COOLING*
1	36VAC	100VAC	30VCT	30VCT
2	70VAC	200VAC	60VCT	60VCT
3	108VAC	300VAC	90VCT	90VCT
4	144VAC	400VAC	120VCT	120VCT
5	180VAC	500VAC	150VCT	150VCT
6	216VAC	600VAC	180VCT	180VCT
7	252VAC	700VAC	210VCT	210VCT
8	288VAC	800VAC	240VCT	240VCT
9	324VAC	900VAC	270VCT	270VCT
10	360VAC	1000VAC	300VCT	300VCT

MAX DC AMP	SELENIUM RECTIFIERS	ONE YEAR GUARANTEE!	CONVECTION COOLED*	FORCED AIR COOLING*
1	36VAC	100VAC	30VCT	30VCT
2	70VAC	200VAC	60VCT	60VCT
3	108VAC	300VAC	90VCT	90VCT
4	144VAC	400VAC	120VCT	120VCT
5	180VAC	500VAC	150VCT	150VCT
6	216VAC	600VAC	180VCT	180VCT
7	252VAC	700VAC	210VCT	210VCT
8	288VAC	800VAC	240VCT	240VCT
9	324VAC	900VAC	270VCT	270VCT
10	360VAC	1000VAC	300VCT	300VCT

"TABTRAN" UNIVERSAL RECTIFIER
 TRANSFORMERS Dsgnd for F.W.B., C.T. & H.W.
 Sec'd Volts (DUAL) 0-9-15-18-24-27-30-33-36 Volts,
 Series Sec'ds 0-5-6-9-12-15-18-21-24-27-30-33-36 Volts,
 r-115 VAC, 115 & 230 AC

TR4001	1 Amp per each Sec'd Windings	\$4.75
TR4002	2 Amp per each Sec'd Windings	6.60
TR4003	3 Amp per each Sec'd Windings	8.70
TR4005	12 Amp per each Sec'd Windings	18.00
TR4006	24 Amp per each Sec'd Windings	33.75
TR4007	36 Amp per each Sec'd Windings	54.00
TR4008	100 Amp per each Sec'd Windings	106.00

Wdngs. In Series at Amps Shown; Parallel Sec'ds @ 2X Amps

"TABTRAN" UNIVERSAL RECTIFIER CHOKES

CR6001	1 Amp. 0.1 Henrys 14 Ohm	\$3.75
CR6002	2 Amp. 0.1 Henrys 67 Ohm	5.60
CR6007	4 Amp. 0.1 Henrys 1 Ohm	5.95
CR6003	5 Amp. 0.2 Henrys 6 Ohm	6.45
CR6004	12 Amp. 0.1 Henrys 1 Ohm	14.45
CR6005	24 Amp. 0.04 Henrys 0.25 Ohm	27.00
CR6006	50 Amp. 0.01 Henrys 0.04 Ohm	40.00

"TABCAP" FILTER CAPACITORS

CE156M	6000 MFD 15 V Wkg.	52 each
CE502M	2000 MFD 50 V Wkg.	54 each
CE2005M	500 MFD 200 V Wkg.	56 each

Brackets for capacitors... 25c each

"TABTRAN" ISOLATION & CONTROL XFMR'S
 Enclosed Power Type Elec/Static-Shielded
 Primary 115/230V & Secondary 115/230V 1% 60 cys.
 Also on SPECIAL ORDER 230/460V Specialty!

TPP300-30W	\$11	TPP150-150W	\$13
TPP100-100W	\$14	TPP300-300W	\$17
TPP250-250W	\$22	TPP1000-1000W	\$32
TPP500-500W	\$40	TPP3000-3000W	\$48
TPP2000-2000W	\$73		\$98

TECHNICAL APPARATUS BUILDERS
 109GB LIBERTY ST., N. Y. 6, N. Y.
 ORDER THRU ELECTRONICS DISTRIBUTOR
 OR WRITE US FOR CATALOG & DETAILS

TI Needs More Glenn Penisten's BS EE '53 Oklahoma University SENIOR ELECTRICAL ENGINEERS

Men like Glenn Penisten are needed for high-level development and supervision — EE's who have 3 to 10 years experience in specialties such as missile guidance, servo-mechanisms, telemetry, digital circuitry, infrared — design or systems studies. Following such a specialty Glenn Penisten has advanced rapidly in his 3 years at TI, and now leads several missile and space projects. Such experience can be used immediately. Your resume will get prompt attention by John R. Pinkston.

**PROFESSIONAL
PLACEMENT**

**APPARATUS
DIVISION**

TEXAS INSTRUMENTS
 INCORPORATED
 6000 LEMMON AVENUE
 DALLAS 9, TEXAS

No quicker, more accurate way to get information on PRODUCTS and SERVICES than

electronics
BUYERS'
GUIDE

keep it
at your
fingertips!

electronics BUYERS' GUIDE

A McGRAW-HILL PUBLICATION

330 WEST 42nd ST. NEW YORK 36, N. Y.

MEET TOM EMMA

Associate Editor, electronics
 FINANCE EXPERT

Thomas Emma, BA, Columbia, is a U.S. Naval Reserve officer who was formerly a technical writer with IT&T. Tom prepares "Financial Roundup"—a regular weekly business feature. In the coming months Tom will be concerned with radio communications, but he will be specifically involved with spectrum usage problems. To keep abreast of finance in electronics, turn to Tom's weekly coverage of latest developments. To subscribe or renew your subscription, fill in box on Reader Service Card. Easy to use. Postage free.

electronics

A McGraw-Hill Publication

West 42nd Street, New York 36, N. Y.

Plant Sites Are Available in



BRISTOL VA
TENN



It's
OLD
Industrial
Country

If you're interested enough to weigh Bristol as your new industrial home, you can select an actual site for your new plant or expansion. Bristol's campaign for new industry leaves nothing to the imagination as do so many efforts of communities less experienced in living with industry than Bristol.

You see, Bristol has been an industrial center for years and our available plant sites were chosen with real know-how . . . the same know-how with which we located the new plants of Sperry-Farragut Corp., Raytheon Corp., Monroe Calculating Machine Co. and Burlington Industries.

Nothing succeeds like success and it will pay you to concentrate on the Bristol community as the site for your new facility. Our folks know what you need and are anxious to provide it. Let us show you our plant sites in industrial Bristol, Tenn.-Va.

Let Ford, Bacon & Davis
Tell You The Whole Story



This nationally famous engineering firm has prepared an exhaustive analysis of Bristol's industrial potential. Write for your copy today. Please address Dept. E 859.

Bristol
INDUSTRIAL DEVELOPMENT BOARD
of the Twin Cities of
BRISTOL • TENN. - VA.

- U. S. Army Signal Corps.
Washington 25, D. C. A-B
- U. S. Atomic Energy Commission
Washington 25, D. C. L-M-N
- U. S. Department of Commerce
San Francisco 11, Calif. D
- U. S. Department of Commerce
Boulder, Colo. E
- U. S. Department of Commerce
San Francisco 11, Calif. C
- U. S. Engineering Co.
Van Nuys, Calif. 1625
- U. S. Naval Ordnance Test Station
China Lake, Calif. F-G
- U. S. Naval Ordnance Laboratory
Corona, Calif. H-I
- U. S. Navy Electronics Laboratory
San Diego 52, Calif. J-K
- U. S. Semiconductor Products Co.
Phoenix, Ariz. 2817-2819
- The U. S. Stoneware Co.
Orrville, O. 726
- Utica Drop Forge & Tool Div.
Utica N. Y. 1023


V

- Vaco Products Co.
Chicago 11, Calif. 1009
- Vacuum Tube Products
Oceanside, Calif. 719-721
- Van Groos Co.
Woodland Hills, Calif. 1818-1820
- Van Norman Industries
Manchester, N. H. 319
- Varian Associates
Palo Alto, Calif. 1626, 1627-1628
- Varo Mfg. Co., Inc.
Garland, Texas 3805
- G. H. Vaughan, Co.
Pasadena, Calif. 109
- Vector Electronic Co.
Glendale 1, Calif. 1908-1910
- Veeder-Root Inc.
Hartford 2, Conn. 3803-3803A
- Vicon Corp.
San Carlos, Calif. 320
- Victor Adding Machine Co.
Chicago 18, Ill. 2217
- Viking Industries, Inc.
Canoga Park, Calif. 2804
- Vitramon, Inc.
Bridgeport 1, Conn. 1413

W

- Waldes Truarc Div.
Long Island City 1, N. Y. 1124-1126
- Wales Strippit Inc.
Akron, N. Y. 1118-1120
- The Walkirt Co.
Inglewood 3, Calif. 608
- Walsco Electronics Mfg. Co.
Los Angeles 18, Calif. 1712A
- Warren Wire Co.
Alhambra, Calif. 3112

PRECISION DEFLECTION WITH COSSOR YOKES



Component Development Engineering at its BEST!

- ADVANCED ELECTRICAL DESIGN
- PRECISION MECHANICAL DESIGN
- ACCURATE PRODUCTION METHODS

Custom Built to the most
Exacting Specifications
by Cossor Engineers

In Mumetal Cores for Optimum Geometry
In Ferrite Cores for Speed and Sensitivity
In Non-magnetic Cores for Perfection of Response

Any of Cossor's Three Core Types can be made in single or double axis with single or push-pull windings, and encapsulated for fixed or slip ring (rotating) use.

Normal characteristics of yokes for 1-1/2 in. neck tubes are:

Positional accuracy - the spot position will conform to the yoke current co-ordinates within 0.25% of tube diameter. For deflection angles less than 25° better accuracy can easily be achieved.

Memory - 0.5% max. without over-swing; 0.1% or less with controlled over-swing.

Complete encapsulation in epoxy (stycast) or silicone resins is standard for all Cossor deflection yokes, and is done with special moulding tools ensuring accurate alignment of the yoke axis. When slip rings are added, solid silver rings are mounted in encapsulating resin. The finished slip ring yoke is precision turned to centre bore, and can include bearing mounting surfaces with dimensional tolerances approaching those associated with high quality metal parts.

Settling Time (Micro sec.) = $120 \sqrt{\text{Inductance in Henries}}$

Sensitivity degrees/milliamperes = $0.095 \sqrt{\frac{\text{Inductance - millihenries}}{\text{Accelerator Voltage - kV}}}$



COMPONENTS DIVISION
COSSOR
CANADA LIMITED

301 Windsor St., Halifax, N. S.
8230 Mayrand St., Montreal, Que.
648A Yonge St., Toronto, Ont.
Corporation House, 160 Laurier West, Ottawa, Ont.

CIRCLE NO. 134 READER SERVICE CARD
AUGUST 7, 1959 • ELECTRONICS

Waterman Products Co., Inc.
Philadelphia 25, Pa. 401

Webcor, Inc., Government Div.
Chicago 51, Ill. L-9

Weckesser Co.
Chicago 46, Ill. 1017

Weightman & Associates
Burbank, Calif. 1517

Weinschel Engineering
Kensington, Md. 321

Weldmatic Div.
Pasadena, Calif. 3214-3216

Weller Electric Corp.
Easton, Pa. 1218

Wesrep Corp.
Los Angeles 25, Calif. 3827

Western Control Equipment Co.
Shrman Oaks, Calif. 3318

Western Devices, Inc.
Inglewood 1, Calif. 715-717

Western Electronic News
Los Angeles 64, Calif. 2306

Western Fishing Line Co.
Glendale 4, Calif. 1020

Western Gear Corp.
Pasadena, Calif. 2915-2917

Western Gold & Platinum Co.
Belmont, Calif. 801

Westinghouse Electric Corp.
3021-3023, 3020, 3022
Pittsburgh 30, Pa. 3024, 3026, 3019, 3017

Westline Products, Div.
Los Angeles 54, Calif. 808

Weston Instruments
Newark 12, N. J. 3203-3205

Westrex Corp.
New York 11, N. Y. 1621

Westron Sales & Engineering
Los Angeles 46, Calif. 610

Wiancko Engineering Co.
Pasadena, Calif. 2902-2904

E. B. Wiggins Oil Tool Co., Inc
Los Angeles 23, Calif. L-5

Winchester Electronics, Inc.
Norwalk, Conn. 2602

Ash M. Wood Co.
Arcadia, Calif. 1620

Wright Engineering Co.
Pasadena, Calif. 2205-2206

X

Xcelite Inc.
Orchard Park, N. Y. 1006

Y


Yardney Electric Corp.
New York 13, N. Y. 2901

Z

Zero Manufacturing Co.
Burbank, Calif. 814-816

W. E. Zimmerman
Beverly Hills, Calif. 2521

The Zippertubing Co.
Los Angeles 14, Calif. 1104-1201



TI Needs More Fred Humke's MS EE University of Iowa

INSTRUMENTATION ENGINEERS

Men like Fred Humke are needed for high-level development and supervision — EE's who have 3 to 10 years experience in specialties such as instrumentation, missile guidance, servo-mechanisms, telemetry, digital circuitry — design or systems studies. Following such a specialty for almost 3 years at TI, Fred Humke now heads the design and production of signal conditioner instrumentation for the Pershing missile. Such experience can be used immediately. Your resume will get prompt attention by John R. Pinkston.

**PROFESSIONAL
PLACEMENT**

**APPARATUS
DIVISION**

TEXAS INSTRUMENTS
INCORPORATED
6000 LEMMON AVENUE
DALLAS 9, TEXAS

This is not an offer of these securities for sale. The offer is made only by the Prospectus.

90,000 Shares

TRANS-SONICS, INC.

Common Stock

(Par Value \$1 per Share)

Price \$12.50 per Share

Copies of the Prospectus may be obtained in any State in which this announcement is circulated from only such of the underwriters, including the undersigned, as may lawfully offer these securities in such State.

Kidder, Peabody & Co.
Incorporated

Carl M. Loeb, Rhoades & Co.

Paine, Webber, Jackson & Curtis

White, Weld & Co.

Clark, Dodge & Co.

Coffin & Burr
Incorporated

Dominick & Dominick

Estabrook & Co.

Hayden, Stone & Co.

Lee Higginson Corporation

F. S. Moseley & Co.


Shields & Company

Tucker, Anthony & R. L. Day

Baker, Weeks & Co.

G. H. Walker & Co.

July 22, 1959.



**SAVE
\$10,000
EVERY
200 HOURS**

WITH A MASSA 12 CHANNEL RECORDING SYSTEM. After operating only 200 hours at an average chart speed of 50 mm/sec, this direct ink writing system saves \$10,000 in chart costs alone when compared to other systems with rectilinear read-outs.

MODEL BSA-1200
WITH 12 PLUG-IN PREAMPLIFIERS
CABINET HEIGHT 62 INCHES

In this new system, Massa has combined all the advantages of rectilinear recording with the economy of ink writing. The result is a compact (50% more channels in a standard cabinet), reliable, and versatile recording system featuring a choice of interchangeable plug-in preamplifiers.

FEATURES

- CHOICE OF DC, AC, CARRIER OR CHOPPER PLUG-IN PREAMPLIFIERS.
- DC TO 200 CYCLES PER SECOND FREQUENCY RESPONSE.
- 18 SPEEDS — PUSH-BUTTON CONTROLS.
- INDIVIDUAL POWER SUPPLIES AND TRANSISTORIZED DRIVERS FOR EACH CHANNEL.
- INTERCHANGEABLE INK AND ELECTRIC STYLI.
- MODULAR DESIGN THROUGHOUT FOR EASE OF SERVICING.
- MICROMETER ADJUSTMENTS FOR ACCURATE PEN ALIGNMENT.
- PEN MOTOR OVERLOAD PROTECTION.
- REMOTE CONTROL (OPTIONAL).

Write for complete specifications on Massa Recorders.

At WESCON — Visit our Booth #2106.

Other MASSA Products

SONAR TRANSDUCERS
ACCELEROMETERS
MICROPHONES
COMPLETE LINE OF MULTI CHANNEL AND PORTABLE RECORDING SYSTEMS

HYDROPHONES
AMPLIFIERS



6 FOTTLER RD.

HINGHAM, MASSACHUSETTS

News of Reps

Test Systems, Inc., (formerly R. L. Gagnon & Co.) of Wakefield, Mass., now represents Ling Electronics, Inc., Culver City, Calif. (vibration test systems); Tenney Engineering, Inc., Union, N. J. (environmental test chambers); and Ferranti Electric, Inc., Electronics Division, Hempstead, N. Y. (tape readers, computers, delay lines and associated equipment).

Pennon Electronics, Inc., Bell Gardens, Calif., names Key Electronics, Inc., Hollywood, Calif., as its sales rep in southern California, Arizona and Hawaii.

Hoffman Laboratories Division, Los Angeles, Calif., signs two eastern reps to handle its electro-mechanical products:

Hart Engineering & Sales Co. of Atlanta, Ga., covers Florida, Georgia, North and South Carolina, Mississippi, Tennessee, Alabama, and Baton Rouge and New Orleans, La.; Wild & Associates, Inc. of Roslyn, L. I., N. Y., serves New York, New Jersey, Connecticut, Maryland, Delaware, Washington, D. C., and eastern Pennsylvania.

Thomson Engineering Service of Dallas, Texas, is appointed to represent Fairchild Controls Corp., Hicksville, N. Y., in Kansas and Missouri.

Weinschel Engineering, Kensington, Md., names Bivins & Caldwell, Inc., of High Point, N. C., as sales engineers to cover Florida, Georgia, Alabama, Tennessee, North Carolina, Kentucky, West Virginia (except for eastern counties), and southern Virginia.


Ray J. Deane of Kansas City, Mo., is appointed rep in the Kansas, Missouri and Nebraska territory for JB Electronic Transformers, Inc., Chicago, Ill.

Industrial Combustion Co. of St. Louis, Mo., will represent C. I. Hayes, Inc., Cranston, R. I., in southern Illinois, Missouri, and Kansas City. Rep firm will handle the principal's complete line of electric heat treating furnaces, vacuum furnaces, atmosphere generators and gas and fluid dryers.

TO YOUR SPECS!


SERVO BREADBOARDS SHIPPED

1-2 WEEKS



PRODUCTION UNITS

2-4 WEEKS




2'-10' MINUTE GEARTRAIN BACKLASH
WITHOUT ANTI BACKLASH DEVICES
USED ON MISSILE PROJECTS:

ATLAS TITAN TALOS
BMEWS POLARIS REGULUS
SEE US AT WESCON BOOTH 2213

Trap Instrument Corp.

FREEPORT, L. I., NEW YORK FREEPORT 8-1040

CIRCLE NO. 229 READER SERVICE CARD



TI Needs More John Maxwell's BS EE Louisiana Polytechnic Institute

MICROWAVE ENGINEERS

Men like John Maxwell are needed for high-level development and supervision — EE's who have 3 to 10 years experience in development, design and testing of microwave and high powered transmitter equipment prototypes. John has almost 9 years at TI, and now leads ASR transmitter and automatic performance monitor projects. Such experience can be used immediately. Your resume will get prompt attention by John R. Pinkston.

PROFESSIONAL
PLACEMENT

APPARATUS
DIVISION

TEXAS  INSTRUMENTS
INCORPORATED
6000 LEMMON AVENUE
DALLAS 9, TEXAS

STERLING PRECISION CORP.

The largest single source of Precision
Electromechanical Components.

- **PRECISION**
- **CLUTCHES**
- **DIFFERENTIALS**
- **BRAKES**
- **GEAR HEADS**
- **SPEED REDUCERS**
- **COUPLINGS**
- **GEARS, Prec I, II & III**
- **TOOL COMPONENTS**
- **SERVO COMPONENTS**

Write for our new 512 Pg. Complete
Catalog

STERLING PRECISION CORPORATION
INSTRUMENT DIVISION

See you at the *Wiscon Show!*
BOOTH #3825

MAIN PLANT

17 Matinecock Avenue
Port Washington, L.I., N.Y.
tel.: PO 7-7200

WEST COAST
4216 W. Jefferson Blvd.
Los Angeles 16, Calif.
tel.: RE 2-0145

NEW ENGLAND
229 Binney St.
Cambridge, Mass.
tel.: UN 4-8130

CIRCLE NO. 228 READER SERVICE CARD
ELECTRONICS • AUGUST 7, 1959

for maximum reliability

PREVENT THERMAL RUNAWAY

Prevent excessive heat from causing "thermal runaway" in power diodes by maintaining collector junction temperatures at, or below, levels recommended by manufacturers, through the use of new Birtcher Diode Radiators. Cooling by conduction, convection and radiation, Birtcher Diode Radiators are inexpensive and easy to install in new or existing equipment. To fit all popularly used power diodes.



with NEW
BIRTCHER
**DIODE
RADIATORS**

B

FOR CATALOG
and
test data write:

THE BIRTCHER CORPORATION
industrial division

4371 Valley Blvd. Los Angeles 32, California

Sales engineering representatives in principal cities.

CIRCLE NO. 215 READER SERVICE CARD

A NEW FASTENER... A NEW TYPE OF FASTENER

DIE CAST ROUND-HEAD THUMB NUTS & SCREWS

with GRC's exclusive **WIDE GRIP** feature



Head Diameters
1/2" thru 1 1/8"
Thread Sizes
No. 4 thru 7/16"

Mass produced in rust-proof zinc alloy at low cost, with eye appeal to help sell your product... generous width tops have deep fluted edges for firm, comfortable grip. Closed or open end nuts. 1-pc. die cast or 2-pc. assembled screws with and without shoulders.

OTHER GRC FASTENERS:

Die Cast Zinc Alloy	Molded Nylon
Wing Nuts. Cap Nuts. Wing Screws. Rivets	Screws. Washers. Screw Insulators

Write NOW for prices and GRC's New Fastener Catalog.



GRIES



World's Foremost
Producer of Small
Die Castings

GRIES REPRODUCER CORP.

151 Beechwood Ave., New Rochelle, N. Y. • New Rochelle, 3-8600

CIRCLE NO. 159 READER SERVICE CARD

COMMENT

Distortion

Re: "Distributed Amplifiers for Wide-Band Applications" by R. T. Stevens (p 64, June 19): In listing the characteristics of a number of commercially available distributed amplifiers, the author shows maximum output voltage figures that do not correctly present the relative performance of several of the amplifiers.

He shows an output of 45 v for the Entron RA-1B, 27 v for the Entron RA-1C, 0.45 v for the Jerrold LSA-795 and 3 v for the Spencer-Kennedy 211. Since these four amplifiers are all intended for tv distribution, cover approximately the same frequency range, and use somewhat similar tube components, such a wide range of output capabilities requires explanation.

If the author were dealing with hi-fi audio amplifiers, we would expect him to compare the power outputs of several amplifiers at a given level of distortion. This same logic should be applied to tv amplifiers. In actual use the output level from such an amplifier is limited by the tendency of one channel to cross-modulate on another, causing "windshield-wiper" effects. A statement of output power is only significant when the cross-modulation percentage is specified.

Our experience indicates that visible effects occur at approximately 0.2-percent cross-modulation. Although we have no way of knowing the distortion level at which the outputs of other amplifiers were measured, our LSA-795 delivers 0.45 v at 0.15-percent cross-modulation with five channels. The same amplifier will deliver more than 8 v if distortion is not considered.

It seems apparent from these considerations that the discrepancy between the output levels of these four amplifiers is primarily due to differing methods of measurement rather than to an actual difference in the amplifiers.

K. A. SIMONS

JERROLD ELECTRONICS CORP.
SOUTHAMPTON, PA.

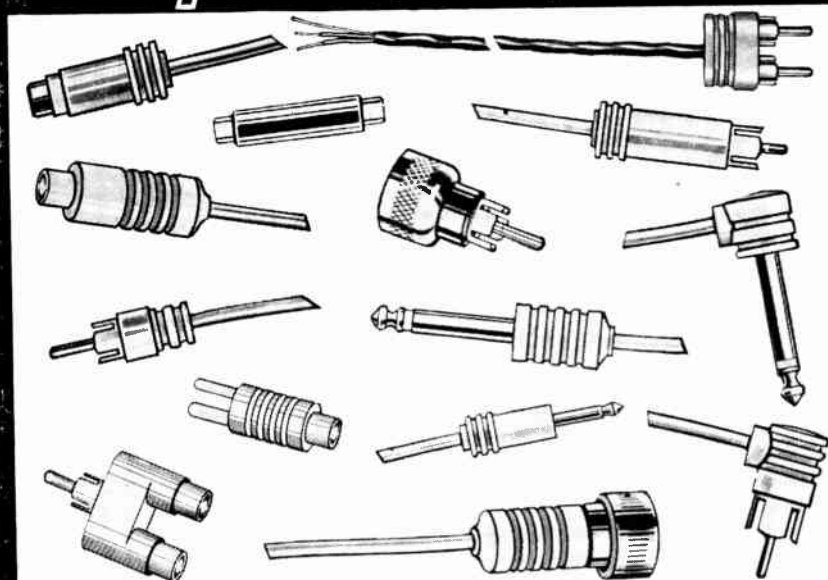
Mr. Simons is correct in pointing out that cross-modulation distortion is a significant factor in deter-



LAB-TRONICS CABLES

and **MOLDED TERMINATIONS**


Stock Types... or Designed to O.E.M. Specifications



Items shown are typical of our unusually complete line of cables, adapters and connectors—over 100 different stock models to meet practically any requirement for interconnection of audio equipment. Wide variety of terminations in unbreakable Lenite. Complete Catalog Sheets on request, or we can work with your engineer-designers—from your blueprints—to any desired extent in creating special assemblies.

LAB-TRONICS, INC., 3656 No. Lincoln Ave., Chicago 13, Illinois

Up-to-date information and new working aids
in these recent McGraw-Hill books



MODERN TRANSISTOR CIRCUITS

JUST PUBLISHED—Quick help when designing equipment and devices in which transistors play a part. This book presents almost 200 modern transistor circuits in 101 separate articles—with all the necessary design information and electronic component values required to utilize them in your own circuit designs. Circuits and data are given for such applications as amplifiers, oscillators, power supplies, and pulse circuits; home-entertainment and broadcast equipment; audio and r-f communications circuits; missile, aircraft, and satellite telemetering equipment; test instruments; and industrial, scientific, and medical devices. Emphasis is upon new circuits combining transistors and electron tubes and transistors and magnetic amplifiers. All the material is arranged so that you can put it to work almost immediately to design similar equipment. By JOHN M. CARROLL, *Managing Editor, Electronics*. 296 pp., illus., \$8.50

DIGITAL COMPUTING SYSTEMS

JUST PUBLISHED—Full coverage of digital computing systems: principles, design, operation, and applications. Describes the various elements contained in modern computers, explaining the underlying principles of the devices used and illustrating the devices themselves. The circuitry by which the elements are made to perform desired functions is clearly covered, with many examples of typical circuits. Logical design and programming are discussed, and how computers are used to solve scientific, business, and data handling problems is shown. By SAMUEL B. WILLIAMS, *Consultant, Dept. of Defense*. 213 pp., 168 illus., \$7.75

SERVOMECHANISM FUNDAMENTALS

JUST PUBLISHED—Practical guide to help you efficiently operate and maintain servo systems. You get a sound working knowledge of servomechanisms needed for effectively working with many of today's industrial devices. Explains engineering principles—using a minimum of mathematics. Shows the various forms of control systems and their components—electronic and magnetic amplifiers—ac and dc servomotors—and other important aspects. Treats hydro-amplifier systems, mechanical gearing and pumping systems, and measurement methods. By BEN ZEINER, *RC.I Institutes, Inc.*, 254 pp., 230 illus., \$5.50

SEMICONDUCTORS AND TRANSISTORS

JUST PUBLISHED—Broad, practical, and essential non-mathematical explanation of the physical principles underlying the behavior of semiconductors, transistors, and other solid-state devices. Describes the physics of semiconductors, discusses their characteristics, and shows the way transistors and diodes operate—by means of the working p-n junction. Applications to a variety of useful circuits are given. By DOUGLAS M. WARSCHAUER, *Research Physicist, Aeronautical Research Laboratory, Wright Air Development Center*. 276 pp., 201 illus., \$6.50

PRINCIPLES OF ANALOG COMPUTATION

JUST PUBLISHED—An advanced, practical treatment on how to use the analog computer. You see how to plan and program your problems; simulate linear systems; make use of diodes and function relays in computation circuits; and apply implicit-function techniques and arbitrary-function generators. Main emphasis is upon the type of problem which can be solved and the techniques which will help you produce the solution. By GEORGE W. SMITH, *Research Group Engr.,* and ROGER C. WOOD, *Senior Dynamics Engr., Ryan Aeronautical Co.* 240 pp., 192 illus., \$7.50

TRANSISTORS IN RADIO, TELEVISION, AND ELECTRONICS

JUST PUBLISHED—SECOND EDITION: To give you practical know-how for modern manufacturing and application jobs, and servicing work, this book gives a simplified summing up of facts about transistors and transistor circuits—how they are designed and work, and their use and maintenance. Ranges from a complete explanation of the basic theory upon which the transistor works to valuable information on transistor servicing. By MILTON S. KIVER, *author of FM Simplified, Television Simplified, and other standard books. Second Edition.* 423 pp., 337 illus., \$7.95

CONTROL ENGINEERS' HANDBOOK

With 36 contributing experts represented, this handbook gives engineers, designers, and development engineers basic information on components and techniques for use in the design of feedback control systems. Emphasis is on components, including electro-mechanical, mechanical, hydraulic, and pneumatic as well as electronic and magnetic components. Gives physical explanations of how these components work, mathematical descriptions of their use in typical control systems, etc. Edited by JOHN G. TRUXAL, *Elec. Engr. Dept., Polytechnic Inst. of Brooklyn*. 1048 pp., 1114 illus., \$18.50

MAIL COUPON FOR 10-DAY FREE EXAMINATION

McGraw-Hill Book Co., Dept. F-8-7
327 W. 41st St., N.Y.C. 36

Send me book(s) checked below for 10 days' examination on approval. In 10 days I will remit for book(s) I keep plus few cents for delivery cost and return unwanted book(s) postpaid. (We pay delivery costs if you remit with this coupon—same return privilege.)

Carroll—Modern Transistor Circuits, \$8.50

Williams—Digital Computing Systems, \$7.75

Zeiner—Servomechanism Fundamentals, \$5.50

Warschauer—Semiconductors & Trans., \$6.50

Smith—Principles of Analog Comput., \$7.50

Kiver—Transistors in Radio, Television and Electronics, \$7.95

Truxal—Control Engineers' Handbook, \$18.50

For price and terms outside U. S., write McGraw-Hill Int'l., N.Y.C.

(PRINT)
Name

Address

City Zone State

Company


Position

F-8-7

Headquarters for HIGH POTENTIAL Testing

INSULATION BREAKDOWN DIELECTRIC STRENGTH

Every over-potential test need from the generator to the appliance motor . . . is met by a HYPOT®



Model 5500

Typical Mobile HYPOTs provides 0 to 120 kv d-c at 5 ma. More compact and easier to use than equivalent a-c test sets. Lower in cost, too.

150 KV Testing Mobile HYPOT®


Non-destructive testing of power cables, generators, and insulators with AC or DC test potentials to 150 KV. New DC Mobile HYPOT® is easier to handle, cuts costs. Write for bulletin "Mobile HYPOT"

30 KV Testing Bench HYPOT®

Models available with AC or DC test potentials from 5 to 30 KV. Widely used for insulation testing of cables, distribution equipment and heavy duty motors.

10 KV Testing Portable HYPOT Jr.®

The advanced over-potential tester that enables anyone to make high potential breakdown tests. Separate lights indicate excess leakage current and insulation breakdown. Available with test voltages from 1500 v a-c to 10000 v a-c.




Model 412

INSULATION Materials Tester

Model 4501

Materials Tester



New materials testing AC HYPOT® meets ASTM dielectric strength test requirements. Features automatic rate of test voltage rise, transparent test cage that is safety interlocked and complete line of plug-in materials testing fixtures. Write for new bulletin . . . "HYPOT® Insulation Tester"

VIBROTEST® measures FIVE MILLION Megs

Direct reading a-c operated megohmmeter for resistance measurement to five million megohms. Drift free, stable and accurate on all ranges.


VIBROTEST® Model 2570 has six megohm ranges: 1-50, 10-500, 100-5000, 1,000-50,000, 10,000 500,000 and 100,000-5,000,000 megohms. Write for bulletin.



Write for Bulletins 10-35-16

ASSOCIATED RESEARCH, Incorporated
"Electrical Testing Instruments Since 1932"

3781 W. Belmont Avenue • Chicago 18, Illinois



Just Published

MAGNETIC AMPLIFIER ENGINEERING

Authoritative guidance on theory, operating principles, and practical application of magnetic amplifiers. Basic information on electric and magnetic variables; magnetic amplifier reactors; the linear inductor; core materials; etc. By G. M. Attura, Industrial Control Co., 224 pp., 203 illus., \$7.50

ELECTRONIC SWITCHING, TIMING, AND PULSE CIRCUITS

Just Out! New, integrated treatment of analytical techniques for dealing with electronic circuits in which tubes and transistors are used primarily as switches, and resulting waveforms may be rectangular, triangular, or a succession of short pulses. By J. M. Pettit, Stanford Univ., 250 pp., 223 illus., \$7.50

MODERN TRANSISTOR CIRCUITS

Just Out! Brings you nearly 200 transistor circuit designs with full electronic component values and design information ready to be adapted to your needs. Emphasizes new circuits combining transistors with electron tubes or magnetic amplifiers. By J. M. Carroll, Electronics Magazine, 296 pp., illus., \$8.50

RADIATION HYGIENE HANDBOOK

Just Out! Practical reference covering the industrial, medical, and research uses of radiation and atomic energy, with data and methods for measuring radiation and for protecting persons and property from radiation hazards. Edited by Hanson Blattz, formerly A.E.C. Health and Safety Laboratory, 650 pp., 250 illus., \$27.50

See over
160 books
on
electronics
Booth 2310
WESCON
SHOW



FREE EXAMINATION COUPON

McGraw-Hill Book Co., Inc., Dept. L-8-7
327 W. 41st St., N. Y. C. 36

Send me book(s) checked below for 10 days' examination on approval. In 10 days I will remit for book(s) I keep, plus few cents for delivery costs, and return unwanted book(s) postpaid. (We pay delivery costs if you remit with this coupon—same return privilege.)

- Attura—Mag. Amp. Eng., \$7.50
- Pettit—Elec. Switch., Tmg., & P. C., \$7.50
- Carroll—Mod. Trans. Cir., \$8.50
- Blattz—Radiation Hygiene Hdbk, \$27.50

(PRINT)

Name
Address
City Zone..... State.....
Company
Position

For price and terms outside U. S.
write McGraw-Hill Int'l., N. Y. C.

L-8-7

mining maximum usable output. Since the literature furnished me by Jerrold made no mention of distortion levels, I chose to assume that the maximum output they specified was determined by maximum tube dissipation. I was interested to hear that this level was based on tolerable cross-modulation distortion.

An error crept into the figures for the Entron Amplifiers, which should have been 1.4 vrms maximum for both amplifiers. A comparable figure to that given by Jerrold is that of 0.1 vrms maximum with 0.1-percent intermodulation distortion for the Entron units. Similarly, the Spencer-Kennedy model 211 has a maximum output of 1.0 v with 0.5-percent intermodulation distortion.

ROGER T. STEVENS
ELECTRONICS SYSTEMS INC.
BOSTON

Gremlin?

The diagram (Fig. 2 in "Double Integrator Finds Distance," p 64, May 22) causes me a puzzlement. The circuit marked *Signal Rectifier* seems to have a gremlin in it, unless it functions on some new principle which I do not understand.

I suspect that there is a drafting error of some kind here. This could be either that the circuit was mislabelled *Signal Rectifier* when it should have been *Signal Dumper* (in which case, why build the device?), or that one of the diodes is drawn hind-side-to.

RONALD L. IVES
PALO ALTO, CALIF.

... After translating the comment (with some difficulty, since I am English), I find that one of the diodes is indeed drawn backwards in the *Signal Rectifier* circuit.

I cannot excuse myself on the grounds that this slip is rather an obvious one, but I can assure (Mr. Ives) that if anyone whose technical competence is such that he is liable to be fooled by it, ever tries to make the circuit work, then he's in for a wonderful time when he starts adjusting and calibrating it.

T. R. NISBET
LOCKHEED AIRCRAFT CORP.
PALO ALTO, CALIF.

TYPE	CAP. RANGE	V.D.C.	TEMP	P.F.	T.C.	I.R. 25°C	MIN. TOL.	SOAK-AGE
A	001—20MF	100—30KV	—55°C +85°C	02% 1KC	—100 PPM/C	10' MEG	0.1—	0.01%
B	001—20MF	600—20KV	—55°C +70°C	.02% 1KC	+800 PPM/C	10' MEG	1.0%	3.00%
C	001—20MF	100—30KV	—55°C +200°C	.02% 1KC	—50 PPM/C	10' MEG	0.1—	0.01%
D	0001—20MF	100—60KV	—55°C +125°C	.5% 1KC	+500 PPM	10' MEG	1.0%	0.10%

ALSO MANUFACTURERS OF:

LOW CURRENT POWER SUPPLIES
2 KVDC—30 KVDC

METALLIZED PAPER & MYLAR CAPACITORS

WRITE FOR FURTHER INFORMATION AND OUR COMPLETE CATALOG


Film Capacitors, Inc.
3400 PARK AVENUE • NEW YORK 56, N. Y.

CIRCLE NO. 138 READER SERVICE CARD

Booth
3516
Wescon
Show



SERIES
26D
10 AMP.



KURMAN MINIATURE POWER RELAY

FEATURES

- Clear polystyrene dust-proof enclosure
 - Up to 3 P D T, 10 amp. contacts
 - AC or DC coil, up to 15,000 ohms
 - Life—100,000 operations minimum
 - Dimensions 1-3/8" sq. x 2-1/16" high
 - Octal or 11 pin plug-in
- STOCKED BY LEADING SALES AGENCIES FROM COAST TO COAST
- For Immediate Delivery at Factory Prices

KURMAN ELECTRIC CO.

Subsidiary of Crescent Petroleum Corp.
Quality Relays Since 1928
191 NEWEL ST.
BROOKLYN 22, N. Y.

Export: 135 Liberty St., N. Y.
Cable: TRILRUSH


SEND FOR CATALOG



CIRCLE NO. 186 READER SERVICE CARD
AUGUST 7, 1959 • ELECTRONICS

Choose your pursuit from these

FIVE FACETS OF PHILCO IN CALIFORNIA



satellite instrumentation
development of complex, miniaturized instrumentation packages for space probes

space communications
research and manufacture of space and ground equipment providing command functions, data transmission, reception

missile tracking
design and development of complete facilities for collecting orbital data on advanced satellites

range design and operation
engineering, installation and operation of complete tracking station facilities world-wide


data processing
conversion, analysis, presentation and storage of data received from space vehicles

A PLACE FOR YOU awaits on Philco's new team of senior specialists in California. Ultimate challenge is promised, plus our nation's most fortunate living conditions on the San Francisco Peninsula. Your confidential inquiry is invited; please write H.C. Horsley, Engineering Placement, OR SEE US AT WESCON.

PHILCO WESTERN DEVELOPMENT LABORATORIES

3875 FABIAN WAY, DEPT. E8 • PALO ALTO, CALIFORNIA

A part of the Government and Industrial Division of Philco Corporation



I'D WALK A MILE TO SEE A KENNEDY INSTALLATION

So said the camel who dropped by while we were installing a Kennedy antenna in some exotic foreign land or other. Looking for a job, he said. We're looking for engineers, not talking camels, we said. Who ever heard of a camel claiming to be an antenna engineer? "Well," he said, "I've had lots of over-the-hump experience." Well, it was better than he deserved, but we shot him on the spot. And we're still looking for scientists and engineers, in these areas:

- Solid state physics
- Microwave communication
- Antenna design
- Project engineering
- Mathematics



Please write Lawrence Copeland, Scientific Personnel Section.

D. S. KENNEDY & CO.
155 King Street, Cohasset, Mass.

Monterey, Anniston, Hurst, Cohasset, Hingham, Fort Madison,
California Alabama Texas Mass. Mass. Iowa

SEE OUR BOOTH AT THE WESCON SHOW—#3527

AIRBORNE EQUIPMENT ENGINEER

CAI is embarking on a new phase of its planned expansion and has openings for experienced engineers in research, development, and design of airborne control systems, electro mechanical devices, optical instruments, sensing devices, etc.

To qualify, men should have four or more years experience in research, development, or design of such related equipment as fire control systems, airborne computers, servoloops, switching and relay circuitry, or other low frequency airborne control systems.

Chicago Aerial Industries is a well-established, medium sized research and development organization with sizeable manufacturing facilities; established for almost forty years; directed by a technically oriented management group.

Company is presently entering a phase in its expansion that creates exceptional opportunities for engineers. Included in these plans is the construction of a new modern facility in Barrington, Illinois (a desirable far northwest suburb of Chicago) in which ideal living conditions exist.

The following positions are available:

- SPECIAL PROJECT ENGINEER**
- ELECTRICAL DESIGN ENGINEER**
- GYROSCOPE ENGINEER**
- PROJECT MANAGER**
- ADVANCED TECHNOLOGY SPECIALISTS**

Salaries for the above positions are open, based on experience.

Interested persons should write directly to H. W. Sass, Professional Placement Manager, submitting a brief resume of education, experience and interests.

CHICAGO AERIAL INDUSTRIES

1980 N. HAWTHORNE AVE.

MELROSE PARK, ILL.

Electronics Engineers

RETURN TO NEW ENGLAND

tie your talents and experience to a pace-setter . . . a long-established, fast-moving Division of United Aircraft Corporation that is developing and producing electronic devices incorporating design techniques which require a basic knowledge of transistorized amplifiers, magnetic amplifier devices, and other applications of the newest electronic components.

Automatic aircraft flight control, aircraft takeoff monitors and temperature controls are typical products which incorporate the use of these components to aircraft, missile and space vehicles.

Positions are available immediately for electronics engineers in the fields of:

- **CONTROL SYSTEMS SYNTHESIS and ANALYSIS**
- **TRANSISTOR and MAGNETIC CIRCUIT DESIGN**
- **MECHANICAL and ELECTRO-MECHANICAL DESIGN**
- **CONTROL SYSTEMS DEVELOPMENT**
- **GROUND SUPPORT EQUIPMENT**

You will benefit from

The vast research facilities owned by the corporation . . . an opportunity for corporation-sponsored post graduate study . . . generous relocation allowances . . . liberal sickness, accident and life insurance programs . . . excellent salaries.

Talk with us and discover why the "move is to Hamilton Standard" for Electronics Engineers.

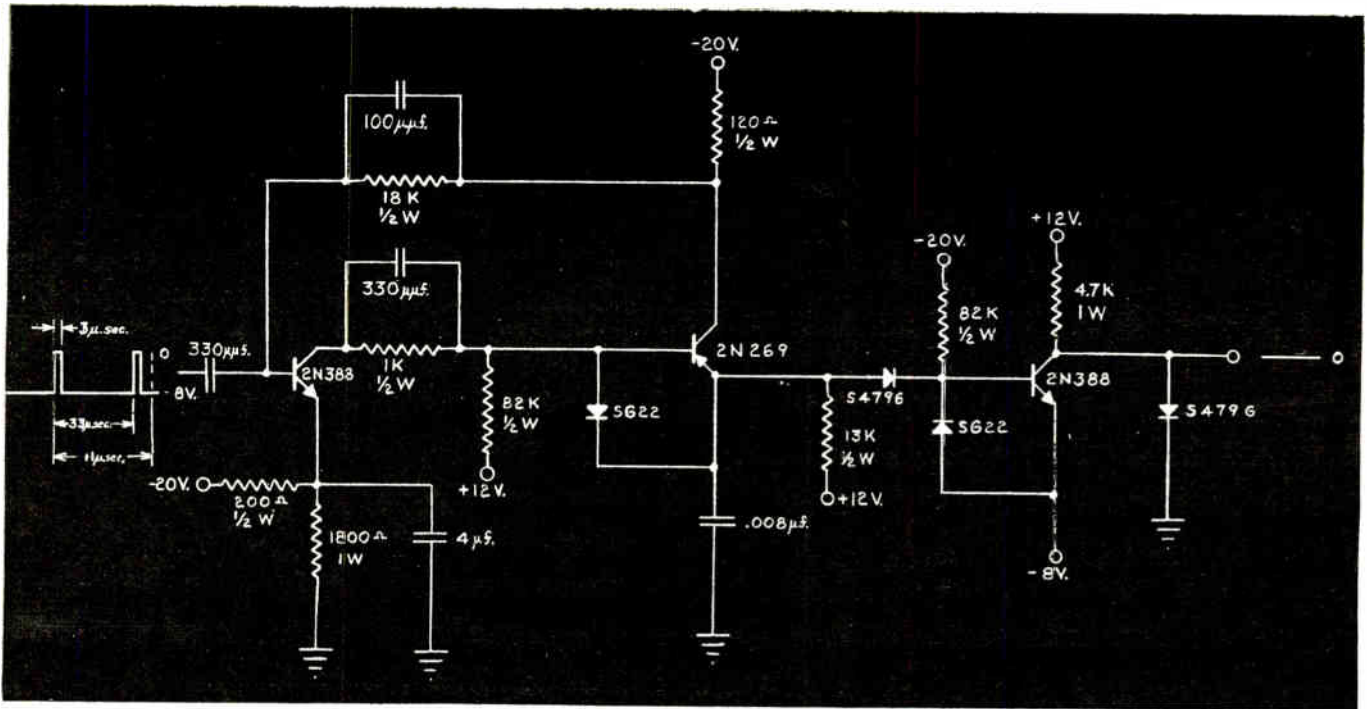
WRITE TODAY

to Mr. H. O. Wakeman

Technical Placement Office,
Personnel Dept.

HAMILTON STANDARD
DIV. OF
UNITED AIRCRAFT Corporation

152 Bradley Field Rd.,
Windsor Works, Conn.



ATTENTION: COMPUTER AND DATA-PROCESSING ENGINEERS

HERE ARE THE TYPES OF MEN NCR NEEDS:

COMPUTER ENGINEERS:

SENIOR CIRCUIT & LOGICAL DESIGNER

experienced in the design, development and analysis of transistorized computer circuits, including application of magnetic cores to high-speed memories. Plus evaluating and debugging arithmetic and control areas of computer systems.

Your Work at NCR—design responsibilities in the areas noted above.

SENIOR MECHANICAL ANALYST

must be versed in dynamics, and familiar with analysis of forces involved with bodies in motion, stress and strain with bodies of complex shape. Working knowledge of Laplace transforms, theory of complex variables, matrix algebra and vector or tensor analysis. Experienced in programming of digital or analog computers. Graduate degree required.

Your Work at NCR—perform mathematical analyses and relate to the design and development of high-speed input output devices.

CIRCUIT AND DEVICE ENGINEER

experienced in the design and development of solid state computer circuits. Strong background in solid state physics and magnetics is necessary.

Your Work at NCR—extend the knowledge of new research materials and components in circuits and seek new functions based on this knowledge.

DATA-PROCESSING ENGINEERS:

E.D.P. APPLICATIONS ANALYST

advanced degree in science with systems and/or materials experience in the field of electronic data processing. Should have special interests in pursuing the applications aspects of new technology.

Your Work at NCR—preparation of technical-economic evaluations of existing and proposed research projects for research management.

SENIOR ELECTRONIC DESIGN ENGINEER

experienced in the development of logical design using standard computer elements.

Your Work at NCR—to evaluate and design transistorized circuits including voltage regulated power supplies and circuitry related to decimal to binary coding.

HOW DO I APPLY?

Simply send your résumé to: Mr. K. H. Ross, Professional Personnel Section F, The National Cash Register Company, Dayton 9, Ohio.

THE NATIONAL CASH REGISTER COMPANY, DAYTON 9, OHIO

ONE OF THE WORLD'S MOST SUCCESSFUL CORPORATIONS

75 YEARS OF HELPING BUSINESS SAVE MONEY

Plan to discuss career opportunities with our representatives during WESCON.

* TRADEMARK REG. U.S. PAT. OFF.

National

VERSATILE DATA PROCESSING
ADDING MACHINES • CASH REGISTERS
ACCOUNTING MACHINES • NCR PAPER
DIVERSIFIED CHEMICAL PRODUCTS

ENGINEERS

*Diverse New R & D Programs
Create Immediate Opportunities at*

GENERAL DYNAMICS ELECTRIC BOAT DIVISION

Pioneer in design and development of nuclear-powered submarines, Electric Boat Division is embarked upon a broad program of expansion and diversification in advanced technological areas. Typical of the challenging projects now under way is the control system for a 140-ft. precise radio telescope to be constructed for the National Radio Astronomy Observatory. This control system will enable research scientists and astronomers to steer and point this large radio telescope with greater precision than previously has been possible for any size radio telescope.

LARGE CONTROL SYSTEMS

- World's largest wind tunnel • Submarine control systems

TRAINING EQUIPMENT

- Simulators and training devices for missiles, submarines and other weapons systems

ADVANCED SUBMARINE DEVELOPMENT

- Integrated control systems for weapons guidance, missile launching, navigation, ship control, sonar

Other stimulating projects in progress include:

▶ IMMEDIATE OPENINGS FOR KEY PERSONNEL:

MISSILE CONTROL SYSTEMS

Engineers with 2 or more years of professional experience in the mechanical, marine, electrical or electronics fields are needed to take complete charge of static and operational tests of equipment and systems in Polaris missile fire control and navigation, missile launching and handling, nuclear reactor control and instrumentation, electric power generation and distribution, high-pressure air and hydraulic service systems and many other equally challenging submarine systems.

CIRCUITS & EQUIPMENT

Development of circuits and equipment in conjunction with missile and navigation systems installations aboard submarines. Requires EE degree with advanced courses and experience in servomechanisms.

ELECTRICAL SYSTEMS

1. 5 years experience on shipboard electrical systems design. For design of electrical power and control systems for prototype nuclear propulsion systems for a marine gas cooled reactor plant.

2. EE, ME or Physics degree required. Responsible for conceptual engineering and systems analysis of large complex devices employing a combination of electrical, electronic, electromechanical, hydraulic and pneumatic systems. Should be familiar with servomechanisms theory, experienced in use of analog or digital computers as a design tool, and have a good grasp of mathematics. Will work on proposal preparations, feasibility studies and execution of hardware contracts.

To arrange convenient appointment, write in confidence to James P. O'Brien, Technical Employment Supervisor.

GENERAL DYNAMICS ELECTRIC BOAT DIVISION

GROTON


CONNECTICUT

PERSONNEL MANAGERS

LOOKING FOR
Experienced Engineers . . .
Technical Personnel?

Write for a free copy of:

**"How You Can Reach The
Experienced Engineer . . ."**



The top-flight engineers and technical personnel you want are at a premium . . . as this twelve page booklet points out. How you can reach and influence these men is the story told.

The booklet tells where to find the experienced engineer. It explains how you can make contact . . . channel and concentrate your employment advertising to just the men with the job qualifications you want. Included are testimonials from personnel men who use technical publications successfully . . . sample advertisements that got results . . . helpful hints to consider and pitfalls to avoid when you prepare your copy and layout for an Employment Opportunity advertisement.

Write for your free copy to:

V. C. Downey
Classified Advertising Division
McGraw-Hill Publishing Co., Inc.
P.O. Box 12
New York 36, New York

Electric Boat Division is located on the beautiful Connecticut shore near New London. Situated half way between Boston and New York City, it affords gracious New England living and year round recreation for you and your family.

GENERAL DYNAMICS ELECTRIC BOAT DIVISION

GROTON

CONNECTICUT

BETTER PRODUCTS

Businesspaper advertising brings you information on new and better products, alerts you to new processes and production methods by which you can improve your own products. That's why it pays to read the advertising in your businesspaper. Helps you keep an ear to the ground for new and important developments you can put to work—profitably.

Advertising works for you!

LOWER PRICES

Businesspaper advertising helps to lower prices of the products you buy and sell by broadening markets, building sales volume, bringing you cost-saving opportunities. When you're looking for ways to lower costs and prices . . . give better value . . . and improve profits, it's the editorial pages of your businesspapers that tell you *how*—and the advertising pages that tell you *with what*.

Advertising works for you!

MORE JOBS

Businesspaper advertising helps create demand, improve products, step-up production, distribution and sales. With new companies, new factories, new products, new services constantly being developed, you get a healthy, vigorous economy—a full-employment economy. Yes, sir! Advertising works. And it works for you.

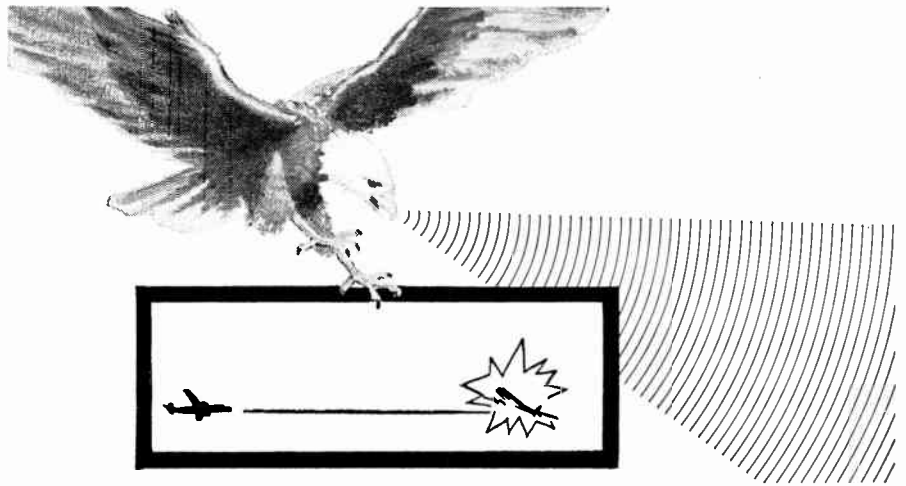
Advertising works for you!



Advertising Federation of America
Advertising Association of the West



Prepared for AFA and AAW by the Associated Business Publications in the interest of better understanding of businesspaper advertising.



Engineers Face New Challenge as **SANDERS** "SHARPENS THE EYES OF THE EAGLE"

Latest among many exciting projects now at Sanders Associates is development of a complex terminal guidance seeker system for the Navy's exceptionally accurate air-to-air Eagle missile that can seek out, maneuver to intercept and destroy a target at long range.

Advancing the state-of-the-art is expected at Sanders, where technical firsts include PANAR® radar, TRI-PLATE® microwave products, FLEXPRINT® flexible printed circuits and cabling, subminiature rate gyros and blowers.

If you are an engineer with a creative turn of mind, Sanders offers you a dynamic working environment . . . where ideas are respected and encouraged by engineering management . . . and assignments in a variety of areas.

You will receive competitive salaries plus extensive benefits, and your whole family will enjoy the advantages of Sanders' location in Nashua, New Hampshire, just an hour from downtown Boston. This thriving community in the beautiful New Hampshire hills has excellent schools, fine homes, every recreational facility—and the cost of living is low.

Immediate Openings In:

SYSTEMS ENGINEERING—All levels of engineers to conduct studies, design and analyses of missile and other weapons systems. Applicable areas of interest include: systems integration, coherent radar and missile systems, steerable antenna array techniques, acquisition and surveillance radars, countermeasures, CW pulse transmitters, data processing and guidance. R&D and Field.

RELIABILITY ENGINEERING—All levels of engineers to assume responsibilities for reliability prediction, design reviews, components evaluation, failure effect analysis, redundancy in design and environmental testing.

SPECIFICATION ENGINEERING—All levels of engineers to assure performance of system, environmental, component and process specifications with applicable military formats. Also to establish and revise company standards.

CIRCUIT DESIGN—Engineer & Sr. Engineer levels to perform design of basic circuits relating to missile and other weapons systems. Areas of interest include tube and transistor application to receivers, modulators, transmitters, range tracking, logic, power supplies, parametric amplifiers and other allied circuits. Knowledge of MIL specs desired.

MECHANICAL ENGINEERING—All levels of engineers to perform broad phases of mechanical engineering activities as pertaining to electronic, missile, airborne and ground equipments. Responsibilities relate to such specialized areas as vibration, stress analysis, heat transfer, plastics and metals, airborne and missile packaging, RF shielding, chassis and structures design, and machine shop techniques.

If you are qualified and interested in one of the above areas, send your resume to
Lloyd R. Ware, Staff Engineer



SANDERS ASSOCIATES, INC.

NASHUA, NEW HAMPSHIRE

®Trademark reg. U.S. Patent Office

ENGINEERS

Research and Development

DAYSTROM INSTRUMENT Division

Offers qualified engineers
CREATIVE ASSIGNMENTS
in the following fields

- RADAR
- COMMUNICATIONS
- NUCLEAR INSTRUMENTS
- COMPUTERS
- TRAINERS & SIMULATORS
- COUNTERMEASURES
- TELEMETERING

Live, work and play near the famous POCONO Mountains resort area

Send full resume in complete confidence to
Robert M. Hill, Technical Employment Supervisor

DAYSTROM INSTRUMENT

Division of Daystrom Inc.

Archbald, Penna.

ELECTRONIC ENGINEERS

For large capacitor manufacturing concern located in Massachusetts.

FILTER ENGINEERS

Experienced in research, design, development of radio noise filters and all engineering problems relative to manufacture of same.

Send confidential resume including salary requirements

P-2207 Electronics Class. Adv. Div., P.O. Box 12, N. Y. 36, N. Y.

APPLICATIONS ENGINEERS

Experienced in contacting customer's engineers on technical problems relating to radio noise filters, radio noise suppression, and paper capacitors.

CAPACITOR ENGINEER

Capable of handling entire project of design, development and production engineering of plastic film and paper dielectric capacitors.

PROFESSIONAL SERVICES

CROSBY LABORATORIES, INC.

Murray G. Crosby & Staff

Radio - Electronics
Research Development & Manufacturing
Communications, FM & TV

299 Robbins Lane, Syosset, New York
WElls 1-3191

ALBERT PREISMAN

Consulting Engineer

Television, Pulse Techniques, Video

Amplifiers, Patent technical consultation.

616 St. Andrews Lane, Silver Spring, Maryland



MANUFACTURERS' REPRESENTATIVES
IN THE ELECTRONIC INDUSTRY
CONTRACT RATES GIVEN ON REQUEST. WRITE
ELECTRONICS

SAMUEL K. MACDONALD, INC.

manufacturers representatives over 25 years
1531 SPRUCE STREET, PHILA. 2, PA.

Territory:
Pennsylvania • New Jersey
Delaware • Maryland
Virginia • West Virginia
District of Columbia

Other Offices:
Pittsburgh
Baltimore
Washington, D.C.

Your Inquiries to Advertisers
Will Have Special Value . . .

— for you—the advertiser—and the publisher, if you mention this publication. Advertisers value highly this evidence of the publication you read. Satisfied advertisers enable the publishers to secure more advertisers and—more advertisers mean more information on more products or better service—more value—to YOU.

DO YOU KNOW?

Valuable
BUYING DATA
Will Be Found
In This Year's
Reference Section

The 1959-1960 Reference Section of the **BUYERS' GUIDE** contains market figures, market distribution data, a government agency buying guide, Mil-Jan specs, a materials' guide, etc. — information of permanent use to the buyer . . .

One more reason why advertisers and users of the **BUYERS' GUIDE** receive extra benefits available in no other place.

electronics
BUYERS' GUIDE
and Reference Issue

A McGraw-Hill Publication

330 West 42nd St.

N. Y. 36, N. Y.



WHAT IS YOUR PROBLEM?

PERSONNEL?

Do you need competent men for your staff? Do you need men to fill executive, sales or technical positions?

EMPLOYMENT?

Are you one of the readers of **ELECTRONICS** seeking employment in any of the above capacities?

BUSINESS OPPORTUNITIES?

Are you looking for or offering a business opportunity of special interest to men in the field served by this publication?

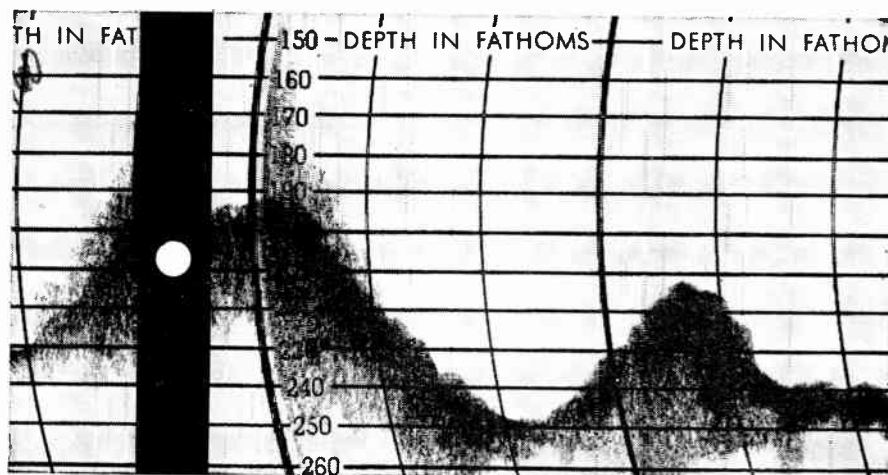
EQUIPMENT?

Do you need equipment—Used or Surplus new? Do you have any to offer?

Read the "SEARCHLIGHT SECTION," and the "EMPLOYMENT OPPORTUNITIES" Section found in every issue of **ELECTRONICS** for the solution of these problems. Or bring your problem directly to the attention of other readers. You can get their attention—and action—at a relatively low cost by placing your ad in

ELECTRONICS

PROFESSIONAL GROWTH IN A NEW FIELD:



DATA SYSTEMS IN UNDERWATER RESEARCH

Work is expanding at IBM on the design of new information-handling techniques required to explore the depths of the ocean. These investigations in oceanography are expected to have far-reaching scientific and military implications. They will require major contributions from many fields. Original and basic work will be needed in acoustics, information theory, advanced network theory, delay lines and cross-correlation techniques. Work will include systems design, real-time data processing, analysis of experimental equipment, and hybrid analog-digital techniques in unique data processing configurations. All phases of these varied projects will provide excellent career opportunities for qualified engineers and scientists.

IBM is now interviewing personnel for the following specialties:

COMPUTER ANALYSTS: M.S. or Ph.D. in Physics or Engineering Science with strong math background. Navy experience in digital techniques for solution of real-time control problems is required. Must be capable of making mathematical analyses of fire and navigational control systems plus math analyses of beam formation, ray tracing and signal cross correlation.

SONAR SYSTEMS ENGINEERS: M.S. or Ph.D. in Physics or E.E. Should have extensive experience in Navy sonar systems analysis and design. Experience desired in signal data processing instrumentation, correlation analysis, propagation studies, beam formation and signal analysis.

SYSTEMS ENGINEERS: M.S. or Ph.D. in E.E. Navy experience in one or more of these specialties is desired: sonar, fire control, ASW, navigational systems or in applying information theory concepts to signal processing. Experience desirable in signal cross-correlation techniques, statistical data processing, sampled-data control theory, analog-digital data processing techniques, signal propagation and beam formation.

You will enjoy unusual professional freedom and the support of a wealth of systems knowledge. Comprehensive education programs are available—plus the assistance of specialists of many disciplines.

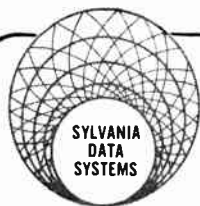
Working independently or with a small team, your individual contributions are quickly recognized and rewarded. This is a unique opportunity for a career with a company that has an outstanding growth record.

Write, outlining your qualifications and experience, to:

Mr. R. L. Lang, Dept. 554H1
IBM Corporation
Owego, New York

IBM

INTERNATIONAL BUSINESS MACHINES CORPORATION



FOURTH IN A SERIES

Meeting the Expanding Data Processing Requirements for our Nation's Defense...

A BROAD AREA OF TECHNICAL CHALLENGE
AT SYLVANIA'S DATA SYSTEMS OPERATIONS

Combat logistics of a few centuries ago were as simple as the tactics and weapons — food for the men, fodder for the animals and a supply of arrows and lances. Today one of our modern, atomic-age armies requires 750,000 different items to maintain its combat effectiveness. All of these articles must be accounted for and resupplied when and where needed.

At Sylvania's Data Systems Operations, advanced programs are being developed that will give new mobility and efficiency to our armies by improving their logistic capabilities. Typical of the Sylvania approach to this complex problem is the completely transistorized MOBIDIC. Designed and developed for the U.S. ARMY Signal Corps, this large-scale *Mobile* Digital Computer represents the industry's most advanced modern data processing equipment design. Ultra-fast, rugged and reliable, this general purpose computer has the capability of keeping continuous inventories of supplies and personnel and will operate efficiently in extreme battlefield environments.



■ **MECHANICAL ENGINEER.** Senior positions in product engineering & design of data processing systems. Areas: (1) packaging design of digital & analog circuits with emphasis on modularity & standardization; (2) structural design of cabinets, racks, chassis & other modular packaging; (3) environmental control, testing & analysis; (4) design of operator's consoles & displays; (5) design of electronic test equipment; (6) systems integration.

■ **SENIOR RELIABILITY ENGINEER.** BS in Engineering, Physics or Math, with specialized training in applied statistics in data collection analysis & reporting. Several years experience in application of statistical & quality control techniques to equipment improvement & product reliability. Micro-wave systems reliability studies, analyze complex equipment configurations & prepare operational & technical reliability estimates using appropriate mathematical & statistical models & techniques. Establish, administer complete failure data program for components & systems reliability. Evaluate findings & recommend steps to achieve required reliability goal.

■ **SENIOR ENGINEER.** BS/EE; at least 2 years recent experience in transistor circuit design; 5 years total experience in diversified circuit work, particularly digital computer circuits. Design & supervise development of transistor circuits to operate over wide temperature range. Select & specify components, packaging layout & interconnecting cables for pulse & switching circuits, high gain linear amplifiers & selection matrices.

Please send resume to: J. B. Dewing
Data Systems Operations / SYLVANIA ELECTRONIC SYSTEMS
A Division of

SYLVANIA
Subsidiary of
GENERAL TELEPHONE & ELECTRONICS



189 B Street — Needham 94, Massachusetts

DO YOU NEED EXPERIENCED ENGINEERS ENGAGED IN:

Research
Development
Design
Instrumentation
Servomechanisms
Missiles
Audio Systems
Control Systems
Radar
Computers
Transistors
Other Fields

Place an "ENGINEERS WANTED" advertisement in this EMPLOYMENT OPPORTUNITIES SECTION of ELECTRONICS. It's an inexpensive, time saving method of selecting competent personnel for every engineering job in the electronics industry. The selective circulation of ELECTRONICS offers you an opportunity to choose the best qualified men available throughout the industry.

For Rates and Information
Write:

CLASSIFIED ADVERTISING DIVISION
Box 12
McGraw-Hill Publications
New York 36, N. Y.



ELECTRONICS ENGINEERS

- System Design & Theoretical Analysis
- Systems Reliability
- High Performance Servos
- Special Purpose Digital Computers
- Gyro & Accelerometer Design & Test
- Transistor Circuitry

Join our R & D staff of 900, engaged in the conception and perfection of completely automatic control systems necessary for the flight and guidance of aircraft, missiles and space vehicles.

• Write:

C. D. BOND
 Instrumentation Laboratory
MASSACHUSETTS INSTITUTE OF TECHNOLOGY
 68 Albany Street
 Cambridge 39, Mass.

• U. S. Citizenship required.



John Mitchell, Asst. Chief Engineer: Mobile and Portable Communications Products

"Growth: that's why I changed to Motorola"

"Five and one-half years ago I decided to seek a more aggressive organization in order to take full advantage of the outstanding growth opportunities in the electronics field. My move up to Motorola has been extremely rewarding. Within five years I have advanced from Project Engineer to Group Leader, then to Section Manager and now I am Assistant Chief Engineer with opportunity for continued growth.

"This personal growth typifies Motorola's policy of expanding activities and promoting from within to keep pace with the rapid industry development. It is also very gratifying to be part of an organization that operates in a spirit of friendly teamwork, where even top officers are addressed by their first names; a company that appreciates and encourages ingenuity and capability. Throughout Motorola I have found everyone takes a keen, enthusiastic interest in his work and feels a strong pride in the company's commanding position in the field and in its products.

"Living in the Chicago area is also very enjoyable. I bought a home in a small western suburb only a half hour drive from the plant, yet still well out into the fresh country air. It's only one of dozens of pleasant, well planned communities surrounding the city. Fine schools, shopping and recreation facilities are convenient everywhere.

"Motorola is continually growing, and every day I see this development opening constant advancement opportunities for individuals with talent and willingness. I'm proud to be a part of it."

For engineering openings in Military electronics - Civilian 2-way radio and portable communications—

WRITE: Mr. L. B. Wrenn,
 Engineering Personnel Mgr.
 DEPT. D
 MOTOROLA INC.
 4501 Augusta Blvd., Chicago 51, Ill.



ALSO SPLENDID OPPORTUNITIES IN PHOENIX, ARIZONA - RIVERSIDE, CALIFORNIA



DISENCHANTED ENGINEERS

If your present employer has failed to utilize your full potential, why not permit us to explore the parameters for your personal qualifications with the many dynamic young companies in aviation, electronics, missiles and rockets. We now have in excess of 4,000 openings in the \$8,000 to \$40,000 bracket, all of which are fee paid. Why wait? Send resume in duplicate at once indicating geographical preferences and salary requirements.

FIDELITY PERSONNEL
 1530 Chestnut Street, Philadelphia 7, Pa.
 Suite 424

WANTED SALES ENGINEERS

For St. Louis, Cleveland, Detroit, Baltimore, San Francisco, and El Paso, Texas.

Prefer graduate Chemical, Electrical, or Mechanical Engineers with two or three years industrial experience.

Trainees will receive intensive training course with daily classroom instruction at Waterbury factory before assignment to district office.



Mail reply to H. E. Beane, Vice President
 THE BRISTOL COMPANY
 Waterbury 20, Connecticut

ENGINEERS

ALL BRANCHES—\$6000-\$20,000

Electronic, EE's, ME's, Ch.E's, Physicists. Recent Grads or expd. men for Res-Dev, Process, Product, etc. Good opportunities with National Companies. Fees Negotiable. Inquiries invited. A post card will do.

SHAY EMPLOYMENT AGENCY
 55 E. Washington Chicago 2, Illinois




velocity

I S V I T R O

Vitro's Florida operation, Vitro Weapons Services, performs engineering, operations and maintenance of the test facilities of Eglin Air Force Base and the nation's newest missile test range, the Eglin Gulf Test Range.

This is a dynamic operation, a rapidly expanding organization, and its current growth presents outstanding opportunities to ambitious electrical engineers, electronic technicians and radar technicians. Significant openings now exist in the following fields: Automatic Tracking Radar Systems, Phase Comparison Space Positioning Systems, Electronic Circuit Design, Data Recording and Conversion, Instrumentation, Microwave, Missile Launching, Telemetry and Communications.

To give new velocity to your engineering career, investigate these openings immediately by addressing Mr. J. F. Baker, Employment Manager, Vitro Weapons Services, 119 East Main Street, Fort Walton Beach, Florida, Dept. ET-1. All replies will be answered, and interviews will be arranged.



Vitro LABORATORIES

A DIVISION OF THE VITRO CORPORATION OF AMERICA
VITRO WEAPONS SERVICES
EGLIN AIR FORCE BASE, FLORIDA

**DO YOU
KNOW?**

More Detailed
PRODUCT BREAKDOWNS
Are contained
in the 1959-1960
BUYERS' GUIDE

More than 2,500 verified product categories; approximately 4,000 manufacturers of electronics and allied products compiled from scratch for this issue...

**One more reason why
advertisers and users of
the BUYERS' GUIDE
receive extra benefits
available in no other
place.**

**electronics
BUYERS' GUIDE
and Reference Issue**

A McGraw-Hill Publication
330 West 42nd St.
N. Y. 36, N. Y.



POTENTIOMETER PRODUCTION MAN

Small division of well established electro mechanical equipment manufacturer has an excellent position available for a man well versed in pot production techniques. Man will be responsible for complete production process for precision wire-wound pots, including installation of techniques and processes, supervision of thirty employees, and tooling requirements.

An excellent opportunity for a man who can get pots built.

Candidates should be practical engineers who are not afraid to "dig in" and help out themselves if necessary to get a job done.

Solid product acceptance plus more than adequate financial backing by parent company, make this an ideal situation for a man with management potential.

Please reply in confidence including a resume of experience and accomplishments.

Starting salary will be based on capability.

P-2208, Electronics
520 N. Michigan Ave., Chicago 11, Ill.

the specialty: **ELECTRONICS**
the field: **HELICOPTERS**
the openings: **AVIONICS INSTRUCTORS**
FIELD SERVICE
REPRESENTATIVES

World's foremost designer and builder of helicopters now has openings for two types of specialists in the field of electronics.

AVIONICS INSTRUCTORS—Good opportunity for advancement available to men with a minimum of four years' experience in electronics and aircraft maintenance. Teaching background or a sincere desire to teach is essential. Positions entail instruction of commercial and military customers in helicopter stabilization systems, Doppler radar, servo-mechanisms and electrical systems. Of paramount importance is a thorough understanding of flight controls, hydraulics, mechanics and electronics. Occasional travel is required of men in these positions.

ELECTRONIC FIELD SERVICE REPRESENTATIVES—Unusually interesting work here for men with advanced electronics training and experience. Though not essential, previous helicopter experience is desirable. Assignments require the ability to check circuitry and effect repairs, along with the further ability to make suggestions which can lead to design improvements. Work involves use of all types of electronic test equipment.

If you feel you qualify fully for either type of position outlined above, please send your resume to Mr. James L. Purfield.

SIKORSKY AIRCRAFT
One of the Divisions of United Aircraft Corporation
Stratford, Connecticut

TRANSFORMER ENGINEER

With experience in design of ferro-resonant regulating transformers. A nationally known, well established leader in the electronics field is expanding their facilities and has a permanent, unusual opportunity for the right man to head a newly formed department, in a modern, up-to-date mid-western, air conditioned plant. Mail complete resume, including salary requirements.

P-2194, Electronics
Class. Adv. Div., P.O. Box 12, N.Y. 36, N.Y.

TECHNICAL SALES— SEMICONDUCTOR FIELD

Large mid-east firm working in rapidly expanding field of ultra high purity silicon requires technical salesman. Must be willing to travel.

Degree in electronics, physics, chemistry, metallurgy, or engineering preferred. Age —25-35 years old. Previous experience in semiconductor or electronics field preferred.

Send complete resume, including salary requirements, etc. to

SW-2231, Electronics
Class. Adv. Div., P.O. Box 12, N.Y. 36, N.Y.

Your Inquiries to Advertisers Will Have Special Value . . .

—for you—the advertiser—and the publisher, if you mention this publication. Advertisers value highly this evidence of the publication you read. Satisfied advertisers enable the publishers to secure more advertisers and—more advertisers mean more information on more products or better service—more value—to YOU.

Engineers, EE

Overlooking Field Engineering Because You're Married?

68% of the Field Engineers are Married at General Electric's Light Military Electronics Dept.

Contrary to the notion that bachelor engineers are best suited to Field Engineering, here are the results of a recent study at this General Electric Department:

Married 68.2%

Married with Children 49.7%

Incentives for an Engineer with a Family are Many in Field Service at LME Dept:

—First—they like being on their own. (As the only representative for G.E. at your location, you are Mr. G.E.)

—There's the excitement of travel to new places—RUP at not too frequent intervals. (Assignments average 1 year at one location)

—Important, but not most important, is the favorable financial set-up! (We'll be glad to give you the details)

Our current product lines are:

Radar — Countermeasures — Digital Communications — Navigation — Armament Systems — Flight Control Missile Guidance — Test Equipment

Requirements:

BS in Electrical Engineering or BS in Mechanical Engineering, Physics or Mathematics with minimum of 2 years' electronics experience.

• Write today—and by return mail we'll send you a simple application form.

Mr. R. S. ZIEHMN, Rm 69-WE

Light Military Electronics Dept.—Product Service

GENERAL  ELECTRIC

831 Broad Street

Utica, N. Y.



feel tied down?

Are you an electronic engineer held captive in a job too small to exploit professional growth capabilities? GILFILLAN has a number of openings offering a maximum of technical design opportunities and rapid professional advancement. Here is a medium sized company with a friendly atmosphere that has challenging vacancies in the field of air traffic control, missile guidance and support, radar systems, countermeasures, and microwaves.



DIR. SCIENTIFIC PERSONNEL, DEPT. 58
1815 VENICE BLVD. LOS ANGELES 6, CALIF.

ENGINEERS

ADVANCED CELESTIAL NAVIGATION SYSTEMS

Senior Project & Staff Positions. Qualifications should include previous responsible experience in analog and digital computers, advanced electronic techniques and navigation concepts.

AIR DATA INSTRUMENTS

Expansion of air data engineering department has created vacancies for engineers and designers (EE & ME) at all levels including Senior positions for especially qualified men in 1. pressure switches, 2. altitude and mach controllers, 3. ground support equipment for air data instruments—for advanced programs in supersonic and other classified instrument and control projects, as well as civil jet programs.

FIELD SERVICE ENGINEERS & TECHNICAL REPRESENTATIVES

For field service work on flight instrumentation. Requires electronic background with knowledge of electro-mechanical systems. Must be able to travel and/or relocate.

Send resume, in confidence, to T. A. DeLuca



kollsman INSTRUMENT CORPORATION

80-06 45TH AVENUE, ELMHURST, NEW YORK • SUBSIDIARY OF *Standard* COIL PRODUCTS CO. INC.

FOR ADDITIONAL INFORMATION

About Classified Advertising,

Contact
The McGraw-Hill
Office Nearest You.

ATLANTA, 3—
1301 Rhodes-Haverty Bldg.
JACKSON 3-6951
M. MILLER

BOSTON, 16—350 Park Square
HUBBARD 2-7160
D. J. CASSIDY

CHICAGO, 11—520 No. Michigan Ave.
MOHAWK 4-5800
W. HIGGINS - E. S. MOORE

CLEVELAND, 13—
1164 Illuminating Bldg.
SUPERIOR 1-7000
W. B. SULLIVAN - T. H. HUNTER

DALLAS, 2—1712 Commerce St.,
Vaughn Bldg.
RIVERSIDE 7-5117
GORDON JONES - F. E. HOLLAND

DETROIT, 26—856 Penobscot Bldg.
WOODWARD 2-1793
J. R. PIERCE

LOS ANGELES, 17—1125 W. 6 St.
HUNTLEY 2-5450
P. M. BUTTS

NEW YORK, 36—500 Fifth Ave.
OXFORD 5-5959
H. T. BUCHANAN - R. P. LAWLESS
T. W. BENDER

PHILADELPHIA, 3—
6 Penn Center Plaza
LOCUST 8-4330
H. W. BOZARTH - T. W. McCLURE

ST. LOUIS, 8—3615 Olive St.
JEFFERSON 5-4867

SAN FRANCISCO, 4—68 Post St.
DOUGLAS 2-4600
S. HUBBARD

ELECTRICAL DEVELOPMENT

AAA-1 central Connecticut consumer and industrial goods manufacturer has opportunity for BSEE to begin on expansion of present product line. Applicants must have 5 years experience in motor type selection, amplifier and relay circuit design.

P-2203, Electronics
Class. Adv. Div., P.O. Box 12, N.Y. 36, N.Y.

REPRESENTATIVES WANTED

Eastern manufacturer of equipment for the semiconductor industry is seeking mid-West and West Coast representation. Sales, engineering service and repeat orders of expendable items is involved.

RW-2254, Electronics
Class. Adv. Div., P.O. Box 12, N.Y. 36, N.Y.

POSITIONS VACANT

Communications Technician wanted for assignment in North Africa. Familiarity with all aspects of H. F. Systems Essential. Salary commensurate with experience. Give full particulars. Reply to: The Ohio Oil Company, Room 7010, Findlay, Ohio.

Physicists or Electrical Engineers to develop methods and applications of photographic recording of test phenomena, including schlieren, shadowgraph, flow visualization, periscope, high speed still and motion in black/white and color. Work with wind tunnel test engineers in planning, designing, operating and assembling final results for presentation. Send resume to Technical Employment, ARO, Inc., Tullahoma, Tenn.

SCIENTISTS & ENGINEERS

Exceptional Opportunities
FREE Professional Placement Service

SNELLING & SNELLING

Personnel Consultants

577 Washington St., Boston, Mass.
HU 2-5930

"CONFIDENCE is the basis for our outstanding reputation"

When
Answering

BOX NUMBERS...

to expedite the handling of your correspondence and avoid confusion, please do not address a single reply to more than one individual box number. Be sure to address separate replies for each advertisement.

SEARCHLIGHT SECTION

(Classified Advertising)

BUSINESS OPPORTUNITIES

EQUIPMENT - USED or RESALE

DISPLAYED

The advertising is \$24.75 per inch for all advertising other than on a contract basis. AN ADVERTISING INCH is measured 7/8" vert. on a column, 3 cols.—30 inches—to a page. EQUIPMENT WANTED or FOR SALE ADVERTISEMENTS acceptable only in Displayed Style.

Send NEW ADVERTISEMENTS or Inquiries to Classified Adv. Div. of Electronics, P. O. Box 12, N. Y. 36, N. Y.

The publisher cannot accept advertising in the Searchlight Section, which lists the names of the manufacturers of resistors, capacitors, rheostats, and potentiometers or other names designed to describe such products.

---RATES---

\$2.40 a line, minimum 3 lines. To figure advance payment count 5 average words as a line. BOX NUMBERS count as one line additional.

DISCOUNT of 10% if full payment is made in advance for four consecutive insertions.

UNDISPLAYED

WANTED:

ALLEN-BRADLEY

RESISTORS

POTENTIOMETERS

CAPACITORS

ANY VALUES and TYPES

LEGRI S COMPANY

391 Riverdale Ave. Yonkers 5, N. Y.

GENERATORS

High frequency generators, also variable voltage and variable frequency units. 60 cycle generators, gasoline or diesel driven. Large stock on hand write for catalogs

RELIABLE ELECTRIC MOTOR REPAIR CO.
19 California Ave. Paterson, N. J.

• CONTACTS •

FOR THE FIELD OF
ELECTRONICS

"HOW TO MAKE MONEY IN Mobile Radio Maintenance"

AUTHORITATIVE GUIDEBOOK
ABOUT THE BOOM IN TWO-WAY MOBILE-RADIO.
GIVES FACTS, FIGURES, PAY RATES.
WRITE TODAY!

FREE

LAMPKIN LABORATORIES, INC. Instruments Div. BRADENTON, FLA.

If there is anything you want

that other readers can supply

OR . . . something you don't want—

that other readers can use—

Advertise it in the

SEARCHLIGHT SECTION

RADIO RESEARCH INSTRUMENT CO.

550
FIFTH AVE.
NEW YORK
JUDSON
6-4691

F-28/APN-19 FILTER CAVITY

Jan. spec: Tuneable 2700-2900mc. 1.5db max. loss at ctr. freq. over band. New, \$27.50 each.

SCR 584—SKYSWEEP ANTENNA PEDESTAL

Full azimuth and elevation sweeps, 360 degree azimuth, 205 degree elevation. Accuracy \pm one mill or better in angle, 6 ft. dish, fully desc MIT. Radiation Lab series Vol. 1 pg 284 and 209. Vol. 26, pg 233. For full tracking response. Includes pedestal drives systems, etc. Excellent used condition. First time these pedestal have been available for purchase. Control consoles also in stock.

COMPLETE RADAR SYSTEMS

SCR-584 30 ft. trailer Skysweep antenna system PPI indicator + HPI 10 cm. High power for airway control missile-satellite tracking, radio astronomy R & D. As new. Complete.

3 CM Westinghouse 40kw Radar. New with spares.

AN/APS-10 Complete airborne Radar Mfg. by G.E. Gen. using 242 Magnetron for Navigation, Mapping, Weather, Collision Avoidance. Like New.

AN/MPN-1B (GCA) Ground Control Approach Radar, 30 ft. trailer with 2cm precision and 10cm Search Radars as used by CAA. Full desc. Vol. 11 MIT Rad Lab Series Sec. 8.13.

WEATHER RADAR 275 kw. 10 cm. Compact wt. 488 lbs. rotating yoke 14'1 4, 20, 30 mile ranges, ideal for weather forecasting. Lab. Brand new. FCC approved \$350.

NEED METERS? STANDARD or SPECIALS

ANY QUANTITY—NEW—MILITARY

FOR ELECTRONIC—MILITARY
ALL AIRCRAFT—HAMS

ALL MAKES—MODELS
RANGES—SIZES

METERS REPAIRED
RESCALED
RECALIBRATED

WRITE - PHONE - WIRE

A & M INSTRUMENT SERVICE
INC.

76-14 Woodside Ave.


Elmhurst 73, N. Y.

CAA No. 4264 Ltd.

HA 9-2925

HR-92 X-Y

RECORDER



- Flat bed — Full Chart visibility
- Unitized Construction
- Critically damped response
- Simplified control panel
- Clip-on pen — Interchangeable for multicolor traces
- Standard 8½ x 11 paper
- Unconditionally guaranteed for one year.

RUGGED "All Purpose" X-Y RECORDER

The HR-92 is a null-seeking servo-type plotter designed to draw curves in Cartesian coordinates on regular 8½ x 11 graph paper. It employs conventional chopper amplifiers, 2-phase motors and a potentiometer rebalance. Reference voltages are furnished by mercury cells. Control panel has zero set and continuously-variable attenuator for each axis. Separate standby and power switches are provided. Two axes are electrically and mechanically independent. By moving an internal jumper lead, a high impedance potentiometer input can be made available.

SPECIAL FEATURES:

- Amplifiers easily removed if servicing ever becomes necessary. Electrical connections all contained in two plugs for each amplifier.
- Each amplifier channel (including transformer power supply) independent of rest of system.

WRITE FOR:
New X-Y Recorder Circular #717-3
showing complete specifications and photographs.



1717 Clay Ave. • Houston 3, Texas
CA 5-6964

INDEX TO ADVERTISERS

ACF Industries, Incorporated Avion Division	188	*Bristol Company	206
*Accurate Instrument Co.	233	Bristol Industrial Development Board ..	212
*Ace Engineering & Machine Co., Inc. ...	204	Bureau of Engraving, Inc.	149
*Acoustica Associates, Inc.	79	*Cambridge Thermionic Corp.	100
Acton Laboratories, Inc.	196, 197	*Cannon Electric Co.	33
Aircraft Armaments Inc.	165	Centralab, a Div. of Globe-Union Inc. ...	63
*Airpax Electronics, Inc.	166	Chester Cable Corp.	49
*Allen-Bradley Co.	131	*Chicago Standard Transformer Corp. ...	210
*American Super-Temperature Wires Inc.	170	*Cinema Engineering	36
*Amperex Electronic Corp.	182	*Clevite Corporation Electronic Components Division	102
Amperite	171	Computer Instruments Corporation	92
*Amphenol-Borg Electronics Corporation Borg Equipment Division	57	*Cornell-Dubilier Electric Corp.	135
*Arnold Engineering Co.	3	Cosmic Condenser Co.	207
Associated Research Inc.	217	Cossor (Canada) Ltd.	212
*Atlas Precision Products Co.	179	D & R Ltd.	145
Audio Development Company	190	Daytona Beach Chamber of Commerce ..	209
*Avco Corporation	13, 181	*De-Jur-Amsco Corporation	12
*Baird-Atomic, Inc.	86	*Delco Radio	90
*Ballantine Laboratories, Inc.	161	Dow Corning Corporation	8, 9
*Behlman Engineering Company	188	*Driver Co., Wilbur B.	160
Bekey Custom Motors	175	*duPont de Nemours & Co. (Inc.), E. I. "Freon" Products Div.	14
Bell Telephone Laboratories	11	*Dymec, Inc.	74, 75
Bendix-Pacific	169	*Eastern Industries Inc.	150
*Bircher Corporation	215	*Edgerton, Germeshausen & Grier	208
*Blaw-Knox Company	35	*Electrical Industries	148, 149
Boeing Airplane Co.	56	*Electro Instruments, Inc.	59
*Boesch Mfg. Co., Inc.	132, 133	*Electronic Measurements, Inc.	25
*Bomac Laboratories, Inc.	3rd Cover	*Electronic Research Associates, Inc. ...	64
*Boonton Radio Corporation	42	Empire Devices Products Corp.	34
*Borden Chemical Co. Resinite Department	2	* See listing of Exhibitors at the Show start- ing on page 186.	
*Bourns, Inc.	71		
Bradley Semiconductor Corp.	136		
Brand & Co., Inc., William	141		

*Englehard Industries, Inc.....	52, 53
*Epsco, Inc.	125
*Fairchild Controls Corporation.....	68, 69
*Fansteel Metallurgical Corporation	142, 143, 144
Federal Electric Corporation, An Associate of International Telephone & Telegraph Corporation	50
Film Capacitors, Inc.	218
Forbes and Wagner, Inc.....	203
Freed Transformer Co., Inc.....	236
Fusite Corporation	87
Gap Instruments Corp.	215
*General Electric Company Apparatus Dept.	95, 175, 191
Tube Dept.	30
*General Findings and Supply Co.....	196
*General Instrument Corp.....	28
General Products Corp.....	195
*General Radio Company.....	2nd Cover
*General Transistor Corp.....	101
*Grayhill, Inc.	175
Graphic Systems	195
*Gremar Mfg. Co., Inc.....	163
Gries Reproducer Corp.....	216
*Gudebrod Bros. Silk Co., Inc.....	234
*Hallamore Electronics Corp.....	159
Hardwick, Hindle Inc.....	199
Hathaway Electronic Co.....	153
Helland Div. of Minneapolis-Honeywell	80, 81
Helipot, Div. of Beckman Instruments...	180
Hermes Electronics Co.....	193
*Hewlett-Packard Company	15, 17, 18, 19, 20, 21, 22
*Hoffman Electronics Corp.....	47
Houghton Laboratories, Inc.....	192

* See listing of Exhibitors at the Show starting on page 186.










*These tolerances are from absolute frequency under any combination of the conditions within operating specifications. For specific operating conditions much closer frequency tolerances may be maintained.

Visit our Booth 3623 Wescon Show

TRANSISTORIZED TUNING FORK FREQUENCY STANDARDS

TYPE MAFC — Frequency Standard

- Frequency Range Available: 360 cps to 4 kc
- Tolerances % \pm : 0.2, 0.05, 0.02, 0.01, 0.005*
- Temperature Ranges: —20 to +71°C
—55 to +100°C
—55 to +125°C
- Power Supply Voltage: 12 or 28 vdc \pm 15%
- Size: 1 $\frac{1}{8}$ "x1 $\frac{1}{8}$ "x2 $\frac{1}{4}$ " • Weight: 8 oz.

TYPE AFC — Frequency Standard

- Frequency Range Available: 360 cps to 4 kc
- Tolerances % \pm : 0.2, 0.05, 0.02, 0.01, 0.005*
- Temperature Ranges: —20 to +71°C
—55 to +100°C
—55 to +125°C
- Power Supply Voltage: 12 or 28 vdc \pm 15%
- Size: 2 $\frac{1}{8}$ "x2 $\frac{1}{8}$ "x3 $\frac{1}{4}$ " • Weight: 13 oz.

TYPE MAFCD — Frequency Standard

- Frequency: 60 cps
- Tolerances % \pm : 0.2, 0.05, 0.02, 0.01, 0.005*
- Temperature Range: —55 to +71°C
- Wave Shape: Sine w/less than 1% harmonic distortion
- Power Supply Voltage: 10 to 14 vdc
- Size: 4 $\frac{1}{8}$ "x4 $\frac{1}{8}$ "x4 $\frac{1}{8}$ " • Weight: 4 lbs.

TYPE MFB — Frequency Divider

- Ratios Available: 2:1, 4:1, 5:1, 8:1, 10:1, 16:1
- Temperature Ranges: —20 to +71°C
—55 to +100°C
- Power Supply Voltage: 12 or 28 vdc \pm 15%
- Size: 1 $\frac{5}{8}$ "x1 $\frac{5}{8}$ "x2 $\frac{1}{4}$ " • Weight: 6 oz.

TYPE MFS — Frequency Standard for Laboratory or Field

Type MFS is a small, lightweight frequency standard that can replace units many times its size without sacrificing frequency stability. Internal batteries and provisions for external power supply make the unit ideal for either laboratory or field applications.

- Frequency Ranges Available: 50 cps to 4 kc
- Frequency Stability: 2 parts in 10⁶/per month
- Temperature Range: —20 to +71°C
- Size: 3 $\frac{3}{8}$ "x5 $\frac{3}{8}$ "x5 $\frac{3}{8}$ " • Weight: 2 lbs.

TYPE MLS — Laboratory — Frequency Standard

Type MLS is an extremely high stability laboratory frequency standard. The clock on the panel facilitates easy checking of stability.

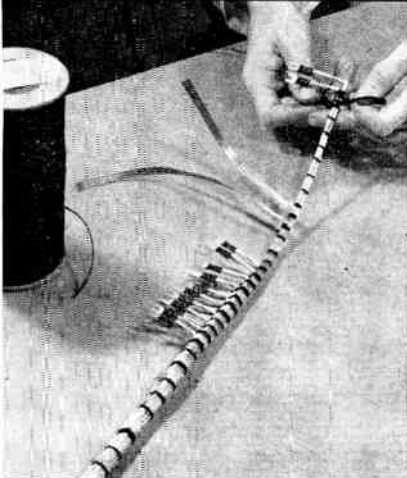
- Frequency Ranges Available: 50 cps to 4 kc (Multiple Taps Optional)
- Frequency Stability Available: 5 parts in 10⁷
- Output: 10 watts at specified frequency
- Input: 115 v, 50 cycles to 400 cycles
- Size: 9"x10"x7" • Weight: 15 lbs.

A wide variety of units are designed to comply with the most severe military specifications.

Manufactured by
ACCURATE INSTRUMENT CO.

2418 W. ALABAMA
HOUSTON 6, TEXAS
JA 3-2712

NOW... A HIGH-HEAT NON-SLIP LACING TAPE



GUDEBROD'S TEMP-LACE H

Gudebrod synthetic rubber finish has now tamed slippery Teflon* by coating it with synthetic rubber. Once cables are laced with Temp-Lace H, they're laced for good... because there's no knot-slip; no harness slip. Assemblies stay tight and firm.

Flat-braided of pure, inert Teflon, Temp-Lace H is non-corrosive to hands or instruments. Now coated with Gudebrod's non-flaking, fungistatic rubber finish, it's non-slip, and flexible from -40° to 220°C. It won't cut through insulation.

Temp-Lace H is available in five sizes; or we will engineer a tape to meet your specifications. Write today for Data Book giving complete information on ALL Gudebrod Lacing Tapes and Drive Cords.

*Du Pont's TFE fluorocarbon fiber

See Gudebrod's Booth 1012 at The Wescon Show

GUDEBROD BROS. SILK CO., INC.

ELECTRONIC DIVISION
225 West 34th Street, New York 1, N.Y.


EXECUTIVE OFFICES
12 South 12th Street, Philadelphia 7, Pa.

Houston Instrument Corp.	232
Hoyt Electrical Instruments	182
Hughey & Phillips, Inc.	202
*Hughes Aircraft Corporation	37
Intra Corporation	163
*Indiana Steel Products Co.	72
*Institute of Radio Engineers	151
*International Electronic Research Corp.	158
*International Resistance Co.	39, 66
International Telephone & Telegraph Corp.	201
*Jerrold Electronics Corp.	78
Jet Propulsion Laboratory	94
Jones & Lamson Machine Co.	23
*Kay Electric Co.	18
*Kearfoot Company, Inc.	96
Kidder Peabody & Co.	213
*Kingsley Machine Co.	175
Kinney Mfg. Div., New York Air Brake Co.	173
*Kintel, a Division of Cohn Electronics, Inc.	10
Krohn-Hite Corporation	152
*Kurman Electric Co.	218
*Laboratory for Electronics, Inc.	77
Lab-Tronics, Inc.	216
Linde Company	137
Link Aviation, Inc.	147
*Lockheed Aircraft Corp.	200
Los Alamos Scientific Laboratories.	178
*Magnetics, Inc.	62
*Mallory & Co., Inc., P. R.	26, 27
*Marconi Instruments	235

* See listing of Exhibitors at the Show starting on page 186.

USE STONITE CUSTOM-MADE COILS!

ASSURE SAFETY,
LONG LIFE



For industrial, electronic and armed forces applications, STONITE coils are designed and engineered to strictest specifications.

Here is outstanding manufacturing versatility, covering this wide range of STONITE custom-made coils:

PAPER SECTION • FORM WOUND • LAYER BOBBIN
PRECISION WINDING • HIGH TEMPERATURE COILS
COPPER AND ALUMINUM CONDUCTORS
Round—Square—Rectangular
Also Round, Square, Rectangular tubing

SPECIFY *Stonite*

These influentials tell why:

- BOUNDLESS EXPERIENCE, QUALITY CONTROL
- WIDEST SIZE RANGE. ANY QUANTITY
- TOP RESEARCH, ENGINEERING FACILITIES
- FINEST MATERIALS, WINDING SERVICES, ADVANCED TOOLING
- CONTINUOUS PROCESSING CHECKS, RIGID INSPECTIONS
- WIDEST, MOST VERSATILE RANGE OF APPLICATIONS

Write, describing your requirement and request a sales literature call. Also ask for the illustrated STONITE brochure S-30.


Stonite COIL CORPORATION

ROUTE #130
YARDVILLE 3, NEW JERSEY
JUNiper 7-7323

*Massa, Division of Cohn Electronics, Inc.	214
*McCoy Electronics Co.	183
*McGraw-Hill Book Company, Inc.	217, 218
Merek & Co., Inc.	123
Mico Instrument Co.	200
Micro Switch Div. of Honeywell.	76
Milgray Electronics Inc.	61
Moore Corp., Irving B.	194
*Monitor Products Company.	207
*Mycatex Corporation of America.	70
*National Company, Inc.	93
Natvar Corporation.	83
*Non-Linear Systems, Inc.	139
*North Atlantic Industries, Inc.	202, 203
Northern Radio Company, Inc.	165
*Panoramic Radio Products.	198
Permag Corporation.	207
Phalo Plastics Corp.	176
*Polytechnic Research & Development Co., Inc.	177
*Potter and Brumfield.	97
Potter Instrument Co., Inc.	146
Pye Corporation of America.	82
*Pyramid Electric Co.	140
*Quan-Tech Laboratories.	209
*Radio Corporation of America.	4th Cover
*Radio Frequency Laboratories, Inc.	154
*Ramo-Wooldridge Div. of Thompson Ramo Wooldridge, Inc.	127
*Raytheon Mfg. Co.	5, 24, 167, 172
*Reeves Soundcraft Corp.	207
*Rheem Semiconductor Corp.	89
Royal Electric Corp.	29
* See listing of Exhibitors at the Show starting on page 186.	

A 300 mc VACUUM-TUBE VOLTMETER

Model 1300



Model 1300 is a voltmeter of the widest general usefulness. It has five ac measurement ranges, five dc ranges, and two ohms ranges. It is accurate, reliable, good to look at; and its price is low.

The indicating meter is direct reading on all ranges, for all measurements; no correction factors are necessary. Zero stability is of a high order, and only one zero setting is required for all ac or all dc ranges. Both ac and dc inputs are isolated from chassis.

The 1300 is an outstanding achievement. A skillful combination of performance and economy, it offers the highest value of any voltmeter in its class today.

MEASURES AC	0.05 to 100 volts	20 cps to 300 mc
MEASURES DC	0.1 to 300 volts	
MEASURES OHMS	50 ohms to 5 megohms	

MARCONI INSTRUMENTS

AM & FM SIGNAL
GENERATORS • AUDIO
& VIDEO OSCILLATORS •
FREQUENCY METERS •
VOLTMETERS • POWER
METERS • DISTORTION
METERS • FIELD
STRENGTH METERS •
TRANSMISSION MONITORS
• DEVIATION METERS
OSCILLOSCOPES,
SPECTRUM & RESPONSE
ANALYSERS • Q METERS
& BRIDGES





111 CEDAR LANE • ENGLEWOOD • NEW JERSEY Tel: LOwell 7-0607
Canada: Canadian Marconi Co., Marconi Building, 2442 Trenton Ave. Montreal 16.
MARCONI INSTRUMENTS LTD. • ST. ALBANS • HERTS • ENGLAND

Give your products
**MORE RELIABILITY and
 BETTER PERFORMANCE with**

FREED QUALITY

**LOW FREQUENCY
 HIGH "Q" REACTORS**
 Solve your low frequency
 selective problems by using
FREED QGC REACTORS

- Available from stock
 - Meets MIL-T-27A specifications
 - Low hum pick-up
 - Low voltage coefficient
 - Low temperature coefficient
 - High self resonant frequency
- Inductors with maximum "Q" at very low frequencies can be supplied on special order.

CATALOG NO.	INDUCTANCE HY.	
QGC-1	100	
QGC-2	75	
QGC-3	50	
QGC-4	25	
QGC-5	10	
QGC-6	5	
QGC-7	1	
QGC-8	75	
QGC-9	50	
QGC-10	25	
QGC-11	10	
QGC-12	5	
QGC-13	1	
QGC-14	50	
QGC-15	25	
QGC-16	10	
QGC-17	5	
QGC-18	1	
QGC-19	10	
QGC-20	7.5	
QGC-21	5	
QGC-22	2.5	
QGC-23	1	
QGC-24	0.5	

Send for NEW TRANSFORMER AND
 INSTRUMENT CATALOGS

FREED TRANSFORMER CO., INC.

1722 Weirfield Street, Brooklyn (Ridgewood) 27, N.Y.

*Sanborn Company	85	*Wales Strippit, Inc.	189
*Sarkes Tarzian, Inc.	157, 168	*Westinghouse Electric Corp.	165
*Scientific-Atlanta, Inc.	6	Weston Relays	91
Secor Metals Corp.	195		
*Sierra Electronic Corp.	187	*Zippertubing Co., The	46, 191
*Sigma Instruments, Inc.	162		
*Simpson Electric Company	43		
Spectronic Plating Co., Inc.	177		
*Sperry-Rand Corp.	195		
*Sperry Semiconductor Division of Sperry Rand Corporation	7		
*Sprague Electric Company	51, 55		
Stackpole Carbon Company	65		
Staver Company, The	202		
*Sterling Precision Corp.	215		
Stokes Corp., F. J.	197		
Stonite Coil Corp.	234		
Syntronics Instruments, Inc.	177		
Taylor Fibre Co.	171		
Technical Apparatus Builders	211		
*Technology Instrument Corp.	185		
*Tektronix, Inc.	84		
Telechrome Mfg. Corp.	31		
*Telecomputing Corporation	98		
*Texas Instruments Incorporated	60, 211, 213, 215		
*Thermocon	128, 129		
Tobe Deutschmann Corporation	205		
*Transitron Electronic Corp.	73		
Trans World Airlines (TWA)	88		
*Trio Laboratories, Inc.	45		
*Tung-Sol Electric, Inc.	67		
Ucinite Company	99		
*U. S. Engineering Co.	169		

CLASSIFIED ADVERTISING F. J. Eberle, Business Mgr.

PROFESSIONAL SERVICES..... 215

EMPLOYMENT OPPORTUNITIES.219-231

EQUIPMENT
 (Used or Surplus New)
 For Sale 231

ADVERTISERS INDEX

A & M Instrument Service	231
Bristol Company, The	227
Chicago Aerial Industries	220
Daystrom Instrument	224
Fidelity Personnel	227
General Dynamics-Electric Boat Div.	222
General Electric Company	229
Gilfillan Brothers, Inc.	230
Hamilton Standard	220
International Business Machines Corp.	225
Kennedy, D. S.	220
Kollsman Instrument Corp.	230
Lampkin Laboratories, Inc.	221
Legri S. Company	231
M. I. T. Instrumentation Laboratory	227
Motorola, Inc.	227
National Cash Register Company	221
Philco Western Development Laboratories	219
Radio Research Instrument Company	231
Reliable Electric Motor Repair Company	231
Sanders Associates	223
Shay Employment Agency	227
Sikorsky Aircraft	229
Sylvania	226
Vitro Weapons Services	228

* See listing of Exhibitors at the show starting on page 186.

This index is published as a service. Every care is taken to make it accurate, but ELECTRONICS assumes no responsibilities for errors or omissions.