

GO OVERSEAS WITH A JOB IN ELECTRONICS

ELECTRONICS ILLUSTRATED

MARINE RADIO P 82

Special: NEW, 2-WAY RADIOS FOR EVERYONE

25^c
JUNE

TUBES & PROBLEMS
P 85 CH. TETRODES
P 54 EXPLAINED

VARIABLE
CAPS
P 74
VIMC



- How To Listen To Stereo
- Exposure Meter for Enlargers
- Sun Powered Receiver

Learn from men who are pioneering electronics!



PIONEERED BY TODAY'S ARMY. Development of guided missiles and electronics for defense was *pioneered* by today's Army. That's why Army electronics and missile training rank with the *world's finest*. And that's why you're now able to get a technical education worth thousands of dollars—at no cost to you!



CHOOSE BEFORE ENLISTMENT. Train in a field you pick yourself! Choose from Electronics; Radar & TV Repair; Atomics; Guided Missiles; many more. If you qualify for *either* the Graduate Specialist Program or the "Choose-it-Yourself" Vocational Training System—your choice is guaranteed *before* enlistment!



GRADUATE SPECIALIST PROGRAM. The Army's exclusive Graduate Specialist Program allows qualified high school graduates to choose from 107 classroom technical courses. Successful candidates have their chosen course guaranteed *before* enlistment. (High school seniors can apply *before* graduation and enlist *after*.)



"CHOOSE-IT-YOURSELF" VOCATIONAL TRAINING SYSTEM. For the capable man who may lack a high school diploma, the new Army "Choose-it-Yourself" Vocational Training System lets you *choose* your vocational training *before* you enlist. To qualify, you must pass selective aptitude and physical examinations.



SEND FOR THIS KIW BOOKLET... IT'S FREE. Find out all about these two Army educational opportunities in a new 48-page booklet entitled *The Secret of Getting Ahead*. Learn how to apply, how to qualify, how to choose your electronics training *before* enlistment. Order your free copy by mailing coupon *today*.

Without obligation, please rush me a free copy of

THE SECRET OF GETTING AHEAD E1-6-59

PRINT NAME _____

ADDRESS _____

CITY _____ ZONE _____

STATE _____

TODAY, CLIP THIS COUPON AND MAIL TO:

THE ADJUTANT GENERAL
 Dept. of the Army
 Washington 25, D.C., ATTN: AGSN

Make More Money Soon Fixing Electric Appliances



**Actual Lesson
FREE** Fast Growing
Field Offers
Good Pay, Security
Interesting Work

Learn at Home in Spare Time

Earn more money. Enjoy doing important, interesting work. Learn Electrical Appliance Servicing. This is a field of increasing opportunity. Today every wired home has many electrical appliances and millions and millions of new appliances are made and sold each year. Find out more about this great, growing field. Find out how NRI can train you, at home and in spare time to be an Appliance Service Technician. See how you can start soon to make extra money servicing appliances.

Add to Your Income Soon After Enrollment Opportunities Increasing for Service Technicians

NRI Training is practical, thorough. You get easy-to-understand lessons, and NRI supplies parts to build professional type Multi-Use Tester. Use it to get practical experience. Soon, you can add to your income by servicing appliances. Build a profitable *sideline* for your spare time—qualify for a good job—develop a business and be your own boss. As an Appliance Service Technician, your opportunities are broad—your services wanted, gladly paid for, highly regarded in your community.

Appliances are necessary to comfortable, convenient living. Owners pay well to keep them in repair. The field is amazingly big. In addition to major appliances such as electric ranges, air conditioners, refrigerators, there are over 40,000,000 electric irons, 5,000,000 electric blankets, 15,000,000 coffee makers, plus more millions of vacuum cleaners, fans, toasters, mixers, etc.



Learn and Earn With Tester Diploma When You Finish

Locate appliance troubles easily with Portable Appliance Tester you build. You use it to learn, and do actual electric appliance repair jobs. For only \$3.00 with enrollment and \$6 per month, get training including Tester—a small price to pay for increased earnings. Mail coupon for Sample Lesson and Book—your first step toward more interesting work, bigger earnings. **NATIONAL RADIO INSTITUTE, Dept. KF9, Washington 16, D. C.**



**Find Out What
Appliance Repair
Offers You**

Mail Coupon FOR LESSON AND BOOK FREE

National Radio Institute
Dept. KF9, Washington 16, D. C.

Please send me Electric Appliance Servicing Lesson and Book FREE. (I understand no salesman will call.)

Name _____ Age _____

Address _____

City _____ Zone _____ State _____

ACCREDITED MEMBER NATIONAL HOME STUDY COUNCIL

ELECTRONICS ILLUSTRATED

A FAWCETT PUBLICATION

Vol. 2, No. 6

JUNE, 1959

Contents



A Message From The Editor	4
Electronics In The News	10
Two-Way Radio For Everyone	27
Citizens Band Power Indicator	32
A Citizens Radio License	34
Citizens Band Walkie-Talkie	37
Overseas Jobs In Electronics	40
How To Listen To Stereo	44
Miniaturization Is Big	52
Weather Station—2	56
Electronic Lawn Mower	59
EI Picturescope	60
Introducing The Nuvistor	62

Exposure Meter For Your Enlarger	64
A Sun Powered Receiver	48
It's Hamfest Time Again	68
Learning To Fly A Jetliner	70
The Electronic Brain	74
A Transistor Preamplifier	76
All-Electric Auto	78
Fixing Your Marine Radio	80
Hi-Fi Clinic	83
ABC's Of Electronics	84
Cagey Canister Over The Highway	92



CHARLES TEPPER.....Editor
Leonard Buckwalter.....Associate Editor
Edward Nanas.....Feature Editor
Murray Cooper.....Art Editor
John M. Kane.....Art Associate
Eloine Jaffe.....Editorial Assistant

Larry Eisinger.....Editor-in-Chief
Phyllis Bendremer.....Production Editor
Nancy Kay.....Assistant Production Editor
John F. Webster.....Advertising Manager

Ralph Daigh.....Editorial Director
James Boynton.....Advertising Director
Al Allard.....Art Director
Ralph Mattison.....Associate Art Director
George H. Carl.....Production Director

ELECTRONICS ILLUSTRATED is published monthly by Fawcett Publications, Inc., Fawcett Place, Greenwich, Conn. W. H. Fawcett, Jr., President; Gordon Fawcett, Secretary and Treasurer; Roger Fawcett, General Manager; Roscoe K. Fawcett, Circulation Director.
EDITORIAL AND ADVERTISING OFFICES: 67 West 44th Street, New York 36, N. Y.
Entered as second class matter at the Post Office at Greenwich, Conn. under the Act of March 3, 1879 with additional entry at Louisville, Ky.
Subscription price \$3.00 per year in the U. S. and possessions and Canada. All other countries \$6.00 per year. Foreign subscriptions and sales should be remitted by International Money Order in U. S. funds payable at Greenwich, Conn.
Printed in U.S.A. Copyright 1959 by Fawcett Publications, Inc.
Permission hereby granted to quote from this issue of this magazine on radio or television provided a total of not more than 1,000 words is quoted and credit is given to the title of the magazine and issue, as well as the statement, copyright 1959, by Fawcett Publications, Inc.

Electronics Illustrated

TRAIN FOR OPPORTUNITY FIELD OF

ELECTRONICS

ON REAL EQUIPMENT
IN THE NEW SHOP-LABS

OF

COYNE



LARGEST, OLDEST AND
BEST EQUIPPED
SCHOOL OF ITS
KIND IN U. S.



This fireproof building is occupied entirely by Coyne and houses the NEW COYNE SHOP-LABS with over a quarter of a million dollars worth of equipment. Thousands of successful men have trained at Coyne. There is no substitute for Coyne's wealth of experience.

OPPORTUNITIES IN ELECTRICITY-ELECTRONICS

Train the Coyne way for a better job in Electricity-Electronics—a field that offers a world of opportunities now and in the years ahead. In industry—in the home—Electricity and Electronics are playing a vastly greater role than ever before. New developments and rapid growth are creating increasing job opportunities. Automation Electronics—one of the more recent applications of Industrial Electronics to manufacturing processes—promises to create additional demands for trained Electrical-Electronics men such as we have never seen. Electrical-Electronics Training can be taken separately or combined with Television-Radio training. Send coupon for more information.

Training in Refrigeration and Electric Appliances can be included.

YOU TRAIN IN CHICAGO—Learn the easier practical way in the NEW SHOP-LABS of Coyne in Chicago. Shop work plus technical training. No advanced education or previous experience needed. Lifetime Employment Service to Coyne Graduates.

START NOW—PAY LATER

New liberalized credit terms and Finance Plans. Pay most of tuition after graduation. Part-time employment service to students.

VETERANS OR NON-VETERANS

Coyne training is offered to Veterans and Non-Vets alike. We'll send Bulletin giving full information. Send coupon for details.



TELEVISION—RADIO ELECTRONICS

Great opportunity for a good job or your own business in one of America's fastest growing branches of Electronics! New stations by the hundreds... new sets by the millions... and now Color TV... all means greater opportunities in Sales and Service. Separate courses in Radio-Television or in combination with Electricity-Electronics available.

SEND FOR FREE BOOK!

Mail coupon in envelope—Paste on Postal Card or write to address below for 48 Page Illustrated Book, "Guide to Careers" and all the facts. Whether you prefer Electricity-Television-Radio or Combined Electronics Training this book describes all training offered.

Information comes by mail. No obligation and no salesman will call.



Coyne Electrical School,
Dept. A9-8A, New Coyne Building
1501 W. Congress Pkwy., Chicago 7, Ill.

Send FREE BOOK, "Guide to Careers," and details of all training you offer.

Name _____

Address _____

City _____ State _____

(I understand no Salesman will call.)



1. You are told the how and why of each job.



2. You're shown how to do it by trained instructors.



3. You do the jobs yourself on actual equipment.

D. W. COYNE JR., President

COYNE

ELECTRICAL SCHOOL

FOUNDED 1890

Chartered As An Educational Institution Not For Profit
1501 W. Congress Parkway, Chicago, Dept. A9-8A

ELECTRICITY • RADIO • TELEVISION • REFRIGERATION • ELECTRONICS

A Message From the Editor

IF the pioneer auto inventors were to look at the multifinned, chrome-bedecked automobiles on the highway today, would they recognize them for what they are? Probably not, and yet, the automobile took over 60 years to change its image. Electronics has actually changed its look in even shorter time. Up until 10 years ago electronics was the vacuum tube. Any radio old timer could look into a piece of radio gear: industrial, military or consumer—here were the vacuum tubes, here the capacitors, the resistors, the transformers, etc. Now with the accent on micro-miniaturization and ultrareliability, electronic components are no longer familiar looking. Electronic design and research engineers have taken a cue from modern art, given complete rein to their fancy, and come up with important new concepts in the process.

If you have been reading the feature articles in *ELECTRONICS ILLUSTRATED* you know what I'm talking about. For those of you who have not been regular readers of *EI*, I refer you to the article called "Miniaturization is Big" on page 52 for some startling eyefuls of the new look in electronics.

If you are a college or high school student or the parent of one, you may be interested in obtaining a new booklet now available from the Superintendent of Documents, Government Printing Office, Washington 25, D. C. for 15c. This 24-page booklet describes jobs available to high school and college students in various branches of the government for the summer. Such departments as the Agricultural Research Service, the Weather



RCA "integrated logic element," notched sliver of semiconductor which fits through eye of a needle, replaces dozen or more parts (tubes, resistors, etc.) in computer.

EARN *WHILE YOU* LEARN

NOTHING ELSE LIKE IT!

See How DeVry Tech Prepares You
for a Good-Paying Career in

TELEVISION RADIO ELECTRONICS

Hundreds of men 17 to 55, started to make money in the Electronics field before they even finished their DeVry Tech program. Many made the training pay for itself as they learned! Because DeVry Tech's program is so practical, YOU should be able to do the same. You work scores of projects; you learn by watching home training movies; you follow clear, step-by-step instructions. You really learn principles and master many skills. No wonder DeVry Tech men are found in so many real-pay, bright-future jobs in this great growing field!



A BIG DeVRY EXTRA!

Build Your Own 6-Speaker Stereophonic & Hi-Fi Sound System

NOW, you may build and keep your own top quality High Fidelity 6-Speaker Stereophonic Sound System, as shown below. You Learn-By-Doing for a **BETTER JOB** or to **ADD TO YOUR PRESENT INCOME**. As a bonus, you and your family can enjoy the thrills of this marvelous sound system for years to come.

Special **SHORT COURSE** in High Fidelity Sound Reproduction including Stereophonic Systems also available. Ideal for hobbyists, music lovers and men seeking **NEW OPPORTUNITY**. Mail coupon.

GET A BETTER JOB OR BE BOSS OF YOUR OWN BUSINESS

NO ADVANCED EDUCATION OR PREVIOUS TECHNICAL EXPERIENCE NEEDED!

At home in your spare time, you use the same basic method followed by students in our Chicago and Toronto laboratories. You learn to use tools, follow diagrams, when you build any or all of this valuable equipment: the **STEREO SYSTEM . . . or a 5-INCH OSCILLOSCOPE and VACUUM TUBE VOLTMETER . . . or a 21-inch TV SET**. You have many choices! DeVry Tech's program is so thorough that you will likely be surprised at your progress. Send the coupon for details.

EMPLOYMENT SERVICE



Frequently, we simply don't have enough graduates available to fill all the jobs on our list! DeVry Tech has an Employment Service that really works. It is available to graduates without additional cost.

MILITARY SERVICE

If you are subject to military service, you will find the information we have for you very helpful. Mail the coupon today and get the facts.

GET TWO FREE Booklets!

"POCKET GUIDE TO REAL EARNINGS" and
"ELECTRONICS AND YOU"

Real down-to-earth details are presented to help the man who wants to get ahead. Both booklets are yours FREE! Fill-out coupon and mail today.



Electronics
and YOU

MAIL TODAY FOR FREE FACTS

DeVry Technical Institute
4141 Belmont Ave., Chicago 41, Ill., Dept. EI-6-P
Please give me your two FREE booklets, "Pocket Guide to Real Earnings" and "Electronics and You," and tell me how to prepare to enter one or more branches of Electronics.

NAME _____ AGE _____

STREET _____ PLEASE PRINT _____ APT. _____

CITY _____ ZONE _____ STATE _____

Check here if subject to military training.
DeVry Tech's Canadian Training Center is located at
2051 426 Besselawn Avenue, Toronto 12, Ontario

DeVRY Technical Institute

141-BELMONT • CHICAGO 41, ILL. • Formerly DeFOREST'S TRAINING, Inc.
Accredited Member of National Home Study Council



"One of America's Foremost
Electronics Training
Centers"

ONE OF THE BIGGEST OPPORTUNITY FIELDS OF THE CENTURY!



It's easy to master
BASIC ELECTRICITY
BASIC ELECTRONICS
The Rider 'picture-book' way

Fabulous illustrated training course now used by
U. S. Navy—No Other Books Like Them!

A Complete Idea on Every Page

Here's how this easy, illustrated course works: every page covers one complete idea! There's at least one big illustration on that same page to explain it! What's more, an imaginary instructor stands figuratively at your elbow, doing "demonstrations" that make it even easier for you to understand. Then, at the end of every section, you'll find review pages that highlight the important topics you've just covered. You build a thorough, step-by-step knowledge at your own pace—as fast as you yourself want to go! Sponsored by the Navy to turn out trained technicians in record time, this modern course presents Basic Electricity and Basic Electronics in a simple way that everyone can grasp—regardless of previous education!

10 Complete Volumes

BASIC ELECTRICITY—Volumes 1 and 2 cover DC components and circuits; Volumes 3 and 4 cover AC components and circuits; Volume 5 covers AC and DC motors and machinery.

BASIC ELECTRONICS—Volume 1 covers Diodes and Power Supplies; Volumes 2 and 3 cover Amplifiers and Oscillators; Volumes 4 and 5 cover Transmitters and Receivers.

Home Study Without Correspondence

This course is so different, so complete—there's no need for the usual letter writing, question and answer correspondence! Learn at home—at your own pace!

10 Day Examination — Money Back Guarantee

Send today for these exciting new training courses — you risk nothing! When you receive the volumes, examine them in your own home for 10 full days. If, at the end of that time, you're not completely satisfied, simply return the books to us and we'll gladly refund your full purchase price! Total cost for either 5-volume course is only \$10.00! In Canada, prices approximately 5% higher.

FOR A CAREER IN ELECTRONICS—MORE HOBBY FUN

HIGH FIDELITY SIMPLIFIED (3rd Edition) by Harold D. Weiler, #142, \$2.50

STEREOPHONIC SOUND by Norman H. Crowhurst, #209, \$2.25

HOME AIR CONDITIONING—Installation & Repair by J. Derman, F. Makstein, H. Seaman, #211, \$3.50

GETTING STARTED IN AMATEUR RADIO by Julius Berens, W2PIK, #199, \$2.40

HOW TO TROUBLESHOOT A TV RECEIVER (2nd Edition) by J. Richard Johnson, #152, \$2.50

HOW TO SELECT & USE YOUR TAPE RECORDER by David Mark, #179, \$2.95

ORDER TODAY!

Available at electronic parts jobbers, or use coupon.



10-DAY UNCONDITIONAL MONEY-BACK GUARANTEE
JOHN F. RIDER PUBLISHER, INC., Dept. EI-6
116 West 14th St., New York 11, N. Y.

I have enclosed \$..... Please send me:

- BASIC ELECTRICITY**, 5 vol. soft cover set, \$10.00;
- Cloth Bound \$11.50
- BASIC ELECTRONICS**, 5 vol. soft cover, \$10.00;
- Cloth Bound \$11.50
- #142, \$2.50 #209, \$2.25 #211, \$3.50
- #199, \$2.40 #152, \$2.50 #179, \$2.95

Name.....
Address.....
City..... Zone..... State.....

In Canada 5% higher; add city and state sales taxes where applicable.

GUARANTEE: Satisfaction guaranteed. All books returnable within 10-days for full refund.

Bureau, Smithsonian Institute, Department of Medicine and Surgery are listed and the requirements are given.

Transistors are now used almost everywhere; more and more design engineers think of transistors first for new equipment. However, vacuum tube manufacturers feel that the tube has capabilities which far exceed those of transistors for certain applications. G-E, Westinghouse, Tung-Sol, Sylvania and other manufacturers have recently produced new tubes which match the transistor in size, ruggedness and almost, but not quite, low power requirements. Now comes the Nuvisor from the RCA Tube Department. This is described on page 62 of this issue and we predict that this tube will result in new products which transistors have not been able to bring us, such as battery operated TV.

We have a sun-powered radio receiver in this issue for you to build containing International Rectifier Corporation's new sun battery module which consists of five small rectangular sun batteries encapsulated in a small plastic case. Just one thing, this sun battery, model SM5-1020A sells in parts stores for about \$22.50. This isn't cheap—but the Sun is! The complete receiver with sun battery will come to about \$50, much less than any comparable commercial unit, and you need never replace batteries.

We've got some very exciting items for you in our next issue. Elgin Ciampi, widely known authoritative skin diver, will describe how he used an electronic metal detector on a treasure hunt underwater off Bermuda.

Radiation belts are in the news and to explain what they are and how they affect us, we interviewed Dr. Fred Singer, pioneer researcher in this field. We'll bring you his tape recorded comments next month. We'll also tell you how to install a TV antenna, or replace, clean, or reorient the one you have for better reception. EI is now evaluating all the new code teaching courses and we will give you a complete report on them in July. See you then.

Charles Tupper

Electronics Illustrated

HOW WOULD YOU LIKE TO BREAK INTO ENGINEERING STARTING NEXT MONTH?

Your start in Engineering could mean higher pay, more interesting work, a real chance for advancement. Here's how to do it—fast!

A career in Engineering may be closer than you think, whatever your age or education or present job.

You know about the tremendous demand for engineers and technicians. But do you know how easy it is to get the training that will qualify you for this vital work, and how quickly you can advance?

First Step Wins Job Consideration

The moment you enroll for a course in Engineering you're in a position to change your job. I.C.S. Engineering Courses, for example, start you off with Basic Mathematics and Drafting. Most employers are quick to accept men who start technical training.

Your Advancement Is Rapid

Your interest, your determination, your willingness to spend free hours improving your-

For Real Job Security—Get an I. C. S. Diploma!

self all work in your favor. But your mastery of engineering subjects is what wins you the biggest boosts.

The I. C. S. method makes it possible for you to learn while you earn, to qualify yourself for upgrading step by step—from Draftsman to Detail Designer to Engineering Technician to full-fledged Engineer. It's a plan fitted to your needs, with personalized instruction and guidance, and, if you like, regular progress reports to your employer.

Mail Coupon for Free Books

If you are seriously interested in a fresh start in an opportunity-packed field, then mark and mail the coupon today. We'll send you *three* free books—(1) the 36-page career guide "How to Succeed," (2) Opportunity outlooks in your field of interest, (3) sample lesson (Math) demonstrating I. C. S. method.

I. C. S., Scranton 15, Penna.

Accredited Member,
National Home Study Council

INTERNATIONAL CORRESPONDENCE SCHOOLS



BOX 14423E, SCRANTON 15, PENNA.

(Partial list of 250 courses)

Without cost or obligation, send me "HOW TO SUCCEED" and the opportunity booklet about the field BEFORE which I have marked X (plus sample lesson):

- | | | | |
|------------------------------------------------------------------------------------------------------------------------------------------------------------------------------------------------------------------------------------------------------------------------------------------------------------------------------------------------------------------------------------------------------------------------------------------------------------------------------------------------------------------------------------------------------------------------------------------------------------------------------------------------------------------------------------------------------------------------------------------------------------------------------------------------------------------------------------------------------------------------------------------------------------------------------------------------------------------------------------------------------------------------------------------------------------------------------------------------------------------------------------------------------------------------------------------------------------------------------------------------------------------------------------------------------------------------------------|-------------------------------------------------------------------------------------------------------------------------------------------------------------------------------------------------------------------------------------------------------------------------------------------------------------------------------------------------------------------------------------------------------------------------------------------------------------------------------------------------------------------------------------------------------------------------------------------------------------------------------------------------------------------------------------------------------------------------------------------------------------------------------------------------------------------------------------------------------------------------------------------------------------------------------------------------------------------------------------------------------------------------------------------------------------------------------------------------------------------------------------------------------------------------------------------------------------------------------------------------------------------------------------------------------------------------------------------------------------------------------------------------------------------------------------------------------------------------------------------------------------------------------------------|----------------------------------------------------------------------------------------------------------------------------------------------------------------------------------------------------------------------------------------------------------------------------------------------------------------------------------------------------------------------------------------------------------------------------------------------------------------------------------------------------------------------------------------------------------------------------------------------------------------------------------------------------------------------------------------------------------------------------------------------------------------------------------------------------------------------------------------------------------------------------------------------------------------------------------------------------------------------------------------------------------------------------------------------------------------------------------------------------------------------------------------------------------------------------------------------------------------------------------------------------------------------------------------------------------------------------------------------------------------------------------------------------------------------------------------------------------------------------------------------------------------------------------------------------------------------|----------------------------------------------------------------------------------------------------------------------------------------------------------------------------------------------------------------------------------------------------------------------------------------------------------------------------------------------------------------------------------------------------------------------------------------------------------------------------------------------------------------------------------------------------------------------------------------------------------------------------------------------------------------------------------------------------------------------------------------------------------------------------------------------------------------------------------------------------------------------------------------------------------------------------------------------------------------------------------------------------------------------------------------------------------------------------------------------------------------------------------------------------------------------------------------------------------------------------------------------------------------------------------------------------------------------------------------------------------------------------------------------------------------------------------------------------------------------------------------------------------------------------------------------------------------------------------------------------------------------------------------------------------------------------------------------------------------------------------------------------------------------------------------------------------------------------------------------------------------------------------------------------------------------------------------------------------------------------------------------------------------------------------------------------------------------------------------------------------------------------------------------------------------------------------------------------------------------------------------------------------------------------------------------------------------------------------------------------------------------------------------------------------------------------------------------------------------------------------------------------------------------------------------------------------------------------------------------------------------------------------------------------------------------------------------------------------------------------------------------------------------------------------------------------------------------------------------------------------------------------------------------------------------------------------------------------------------------------------------------------------------|
| <p>ARCHITECTURE and BUILDING CONSTRUCTION</p> <ul style="list-style-type: none"> <input type="checkbox"/> Air Conditioning <input type="checkbox"/> Architecture <input type="checkbox"/> Arch. Drawing and Designing <input type="checkbox"/> Building Contractor <input type="checkbox"/> Building Estimator <input type="checkbox"/> Carpenter Bullder <input type="checkbox"/> Carpentry and Millwork <input type="checkbox"/> Carpenter Foreman <input type="checkbox"/> Heating <input type="checkbox"/> Painting Contractor <input type="checkbox"/> Plumbing <input type="checkbox"/> Reading Arch. Blueprints <p>ART</p> <ul style="list-style-type: none"> <input type="checkbox"/> Commercial Art <input type="checkbox"/> Magazine Illus. <input type="checkbox"/> Show Card and Sign Lettering <input type="checkbox"/> Sketching and Painting <p>AUTOMOTIVE</p> <ul style="list-style-type: none"> <input type="checkbox"/> Automobile <input type="checkbox"/> Auto Body Rebuilding and Refinishing <input type="checkbox"/> Auto Engine Tuneup <input type="checkbox"/> Auto Technician | <p>AVIATION</p> <ul style="list-style-type: none"> <input type="checkbox"/> Aero-Engineering Technology <input type="checkbox"/> Aircraft & Engine Mechanic <p>BUSINESS</p> <ul style="list-style-type: none"> <input type="checkbox"/> Accounting <input type="checkbox"/> Advertising <input type="checkbox"/> Business Administration <input type="checkbox"/> Business Management <input type="checkbox"/> Cost Accounting <input type="checkbox"/> Creative Salesmanship <input type="checkbox"/> Manage a Small Business <input type="checkbox"/> Professional Secretary <input type="checkbox"/> Public Accounting <input type="checkbox"/> Purchasing Agent <input type="checkbox"/> Salesmanship and Management <input type="checkbox"/> Traffic Management <p>CHEMICAL</p> <ul style="list-style-type: none"> <input type="checkbox"/> Analytical Chemistry <input type="checkbox"/> Chemical Engineering <input type="checkbox"/> Chem. Lab. Technician <input type="checkbox"/> Elements of Nuclear Energy <input type="checkbox"/> General Chemistry <input type="checkbox"/> Natural Gas Prod. and Trans. <input type="checkbox"/> Petroleum Prod. and Engr. <input type="checkbox"/> Professional Engineer (Chem) <input type="checkbox"/> Pulp and Paper Making | <p>CIVIL ENGINEERING</p> <ul style="list-style-type: none"> <input type="checkbox"/> Civil Engineering <input type="checkbox"/> Construction Engineering <input type="checkbox"/> Highway Engineering <input type="checkbox"/> Professional Engineer (Civil) <input type="checkbox"/> Reading Struc. Blueprints <input type="checkbox"/> Sanitary Engineer <input type="checkbox"/> Structural Engineering <input type="checkbox"/> Surveying and Mapping <p>DRAFTING</p> <ul style="list-style-type: none"> <input type="checkbox"/> Aircraft Drafting <input type="checkbox"/> Architectural Drafting <input type="checkbox"/> Drafting & Machine Design <input type="checkbox"/> Electrical Drafting <input type="checkbox"/> Mechanical Drafting <input type="checkbox"/> Sheet Metal Drafting <input type="checkbox"/> Structural Drafting <p>ELECTRICAL</p> <ul style="list-style-type: none"> <input type="checkbox"/> Electrical Engineering <input type="checkbox"/> Elec. Engr. Technician <input type="checkbox"/> Elec. Light and Power <input type="checkbox"/> Practical Electrician <input type="checkbox"/> Practical Lineman <input type="checkbox"/> Professional Engineer (Elec) <p>HIGH SCHOOL</p> <ul style="list-style-type: none"> <input type="checkbox"/> High School Diploma | <ul style="list-style-type: none"> <input type="checkbox"/> Good English <input type="checkbox"/> High School Mathematics <input type="checkbox"/> High School Science <input type="checkbox"/> Short Story Writing <p>LEADERSHIP</p> <ul style="list-style-type: none"> <input type="checkbox"/> Industrial Foremanship <input type="checkbox"/> Industrial Supervision <input type="checkbox"/> Personnel-Labor Relations <input type="checkbox"/> Supervision <p>MECHANICAL and SHOP</p> <ul style="list-style-type: none"> <input type="checkbox"/> Diesel Engines <input type="checkbox"/> Gas-Elec. Welding <input type="checkbox"/> Industrial Engineering <input type="checkbox"/> Industrial Instrumentation <input type="checkbox"/> Industrial Metallurgy <input type="checkbox"/> Industrial Safety <input type="checkbox"/> Machine Shop Practice <input type="checkbox"/> Mechanical Engineering <input type="checkbox"/> Professional Engineer (Mech) <input type="checkbox"/> Quality Control <input type="checkbox"/> Reading Shop Blueprints <input type="checkbox"/> Refrigeration and Air Conditioning <input type="checkbox"/> Tool Design <input type="checkbox"/> Tool Making <p>RADIO, TELEVISION</p> <ul style="list-style-type: none"> <input type="checkbox"/> General Electronics Tech. <input type="checkbox"/> Industrial Electronics <input type="checkbox"/> Practical Radio-TV Eng'g's <input type="checkbox"/> Practical Telephony <input type="checkbox"/> Radio-TV Servicing <p>RAILROAD</p> <ul style="list-style-type: none"> <input type="checkbox"/> Car Inspector and Air Brake <input type="checkbox"/> Diesel Electrician <input type="checkbox"/> Diesel Engr. and Fireman <input type="checkbox"/> Diesel Locomotive <p>STEAM and DIESEL POWER</p> <ul style="list-style-type: none"> <input type="checkbox"/> Combustion Engineering <input type="checkbox"/> Power Plant Engineer <input type="checkbox"/> Stationary Diesel Engr. <input type="checkbox"/> Stationary Fireman <p>TEXTILE</p> <ul style="list-style-type: none"> <input type="checkbox"/> Carding and Spinning <input type="checkbox"/> Cotton Manufacture <input type="checkbox"/> Cotton Warping and Weaving <input type="checkbox"/> Loom Fixing Technician <input type="checkbox"/> Textile Designing <input type="checkbox"/> Textile Finishing & Dyeing <input type="checkbox"/> Throwing <input type="checkbox"/> Warping and Weaving <input type="checkbox"/> Worsted Manufacturing |
|------------------------------------------------------------------------------------------------------------------------------------------------------------------------------------------------------------------------------------------------------------------------------------------------------------------------------------------------------------------------------------------------------------------------------------------------------------------------------------------------------------------------------------------------------------------------------------------------------------------------------------------------------------------------------------------------------------------------------------------------------------------------------------------------------------------------------------------------------------------------------------------------------------------------------------------------------------------------------------------------------------------------------------------------------------------------------------------------------------------------------------------------------------------------------------------------------------------------------------------------------------------------------------------------------------------------------------|-------------------------------------------------------------------------------------------------------------------------------------------------------------------------------------------------------------------------------------------------------------------------------------------------------------------------------------------------------------------------------------------------------------------------------------------------------------------------------------------------------------------------------------------------------------------------------------------------------------------------------------------------------------------------------------------------------------------------------------------------------------------------------------------------------------------------------------------------------------------------------------------------------------------------------------------------------------------------------------------------------------------------------------------------------------------------------------------------------------------------------------------------------------------------------------------------------------------------------------------------------------------------------------------------------------------------------------------------------------------------------------------------------------------------------------------------------------------------------------------------------------------------------------------|----------------------------------------------------------------------------------------------------------------------------------------------------------------------------------------------------------------------------------------------------------------------------------------------------------------------------------------------------------------------------------------------------------------------------------------------------------------------------------------------------------------------------------------------------------------------------------------------------------------------------------------------------------------------------------------------------------------------------------------------------------------------------------------------------------------------------------------------------------------------------------------------------------------------------------------------------------------------------------------------------------------------------------------------------------------------------------------------------------------------------------------------------------------------------------------------------------------------------------------------------------------------------------------------------------------------------------------------------------------------------------------------------------------------------------------------------------------------------------------------------------------------------------------------------------------------|----------------------------------------------------------------------------------------------------------------------------------------------------------------------------------------------------------------------------------------------------------------------------------------------------------------------------------------------------------------------------------------------------------------------------------------------------------------------------------------------------------------------------------------------------------------------------------------------------------------------------------------------------------------------------------------------------------------------------------------------------------------------------------------------------------------------------------------------------------------------------------------------------------------------------------------------------------------------------------------------------------------------------------------------------------------------------------------------------------------------------------------------------------------------------------------------------------------------------------------------------------------------------------------------------------------------------------------------------------------------------------------------------------------------------------------------------------------------------------------------------------------------------------------------------------------------------------------------------------------------------------------------------------------------------------------------------------------------------------------------------------------------------------------------------------------------------------------------------------------------------------------------------------------------------------------------------------------------------------------------------------------------------------------------------------------------------------------------------------------------------------------------------------------------------------------------------------------------------------------------------------------------------------------------------------------------------------------------------------------------------------------------------------------------------------------------------------------------------------------------------------------------------------------------------------------------------------------------------------------------------------------------------------------------------------------------------------------------------------------------------------------------------------------------------------------------------------------------------------------------------------------------------------------------------------------------------------------------------------------------------------------|

Name _____ Age _____ Home Address _____

City _____ Zone _____ State _____ Working Hours _____ A.M. to P.M. _____

Occupation _____ Canadian residents send coupon to International Correspondence Schools, Canadian, Ltd., Montreal, Canada. . . . Special low monthly tuition rates to members of the U. S. Armed Forces.



Superior's New Model 77

VACUUM TUBE VOLTMETER WITH NEW 6" FULL-VIEW METER

Compare it to any peak-to-peak V. T. V. M.
made by any other manufacturer at any price!

Model 77—VACUUM TUBE VOLTMETER . . . Total Price \$42.50 —
Terms: \$12.50 after 10 day trial, then \$6.00 monthly for 5 months.

- ✓ Model 77 completely wired and calibrated with accessories (including probe, test leads and portable carrying case) sells for only \$42.50.
- ✓ Model 77 employs a sensitive six inch meter. Extra large meter scale enables us to print all calibrations in large easy-to-read type.
- ✓ Model 77 uses new improved SICO printed circuitry.
- ✓ Model 77 employs a 12AU7 as D.C. amplifier and two 9006's as peak-to-peak voltage rectifiers to assure maximum stability.
- ✓ Model 77 uses a selenium-rectified power supply resulting in less heat and thus reducing possibility of damage or value changes of delicate components.
- ✓ Model 77 meter is virtually burn-out proof. The sensitive 400 microampere meter is isolated from the measuring circuit by a balanced push-pull amplifier.
- ✓ Model 77 uses selected 1% zero temperature coefficient resistors as multipliers. This assures unchanging accurate readings on all ranges.

Specifications

• DC VOLTS — 0 to 3/15/75/150/300/750/1,500 volts at 11 megohms input resistance.
• AC VOLTS (RMS) — 0 to 3/15/75/150/300/750/1,500 volts. • AC VOLTS (Peak to Peak) — 0 to 8/40/200/400/800/2,000 volts. • ELECTRONIC OHMMETER — 0 to 1,000 ohms/10,000 ohms/100,000 ohms/1 megohm/10 megohms/100 megohms/1,000 megohms. • DECIBELS: —10 db to + 18 db + 10 db to + 38 db. + 30 db to + 58 db. All based on 0 db = .006 watts (6 mw) into a 500 ohm line (1.73v). • ZERO CENTER METER — For discriminator alignment with full scale range of 0 to 1.5/7.5/37.5/75/150/375/750 volts at 11 megohms input resistance.

AS A DC VOLTMETER:

The Model 77 is indispensable in Hi-Fi Amplifier servicing and a must for Black and White and color TV Receiver servicing where circuit loading cannot be tolerated.

AS AN ELECTRONIC OHMMETER:

Because of its wide range of measurement leaky capacitors show up glaringly. Because of its sensitivity and low loading, intermittents are easily found, isolated and repaired.

AS AN AC VOLTMETER:

Measures RMS values if sine wave, and peak-to-peak value if complex wave. Pedestal voltages that determine the "black" level in TV receivers are easily read.

Comes complete with operating instructions. Probe leads, and streamlined carrying case. Operates on 110-120 volt 60 cycle. Only

\$42⁵⁰

Superior's New Model TV-50A GENOMETER

7 Signal Generators in One!

- ✓ R.F. Signal Generator for A.M.
- ✓ R.F. Signal Generator for F.M.
- ✓ Audio Frequency Generator
- ✓ Bar Generator
- ✓ Cross Hatch Generator
- ✓ Color Dot Pattern Generator
- ✓ Marker Generator

This versatile All-Inclusive GENERATOR Provides ALL the Outputs for Servicing:

A.M. Radio • F.M. Radio • Amplifiers • Black and White TV
Color TV



Model TV-50A GENOMETER . . .
Total Price \$47.50—Terms: \$11.50 after 10 day trial, then \$6.00 monthly for 6 months.

R. F. SIGNAL GENERATOR: The Model TV-50A Genometer provides complete coverage for A.M. and F.M. alignment. Generates Radio Frequencies from 100 Kilocycles to 60 Megacycles on fundamentals and from 60 Megacycles to 180 Megacycles on powerful harmonics.

VARIABLE AUDIO FREQUENCY GENERATOR: In addition to a fixed 400 cycle sine-wave audio, the Model TV-50A Genometer provides a variable 300 cycle to 20,000 cycle peaked wave audio signal.

BAR GENERATOR: The Model TV-50A projects an actual Bar Pattern on any TV Receiver Screen. Patterns will consist of 4 to 16 horizontal bars or 7 to 20 vertical bars.

CROSS HATCH GENERATOR: The Model TV-50A Genometer will project a cross-hatch pattern on any TV picture tube. The pattern will consist of non-shifting, horizontal and vertical lines interlaced to provide a stable cross-hatch effect.

DOT PATTERN GENERATOR (FOR COLOR TV) Although you will be able to use most of your regular standard equipment for servicing Color TV, the one addition which is a "must" is a Dot Pattern Generator. The Dot Pattern projected on any color TV Receiver tube by the Model TV-50A will enable you to adjust for proper color convergence.

MARKER GENERATOR: The Model TV-50A includes all the most frequently needed marker points. The following markers are provided: 189 Kc., 262.5 Kc., 456 Kc., 600 Kc., 1000 Kc., 1400 Kc., 1600 Kc., 2000 Kc., 2500 Kc., 3579 Kc., 4.5 Mc., 5 Mc., 10.7 Mc., (3579 Kc. is the color burst frequency).

The Model TV-50A comes absolutely complete with shielded leads and operating instructions. Only

\$47⁵⁰

EXAMINE BEFORE YOU BUY!
USE APPROVAL FORM ON NEXT PAGE

Superior's New Model 70 UTILITY TESTER® FOR REPAIRING ALL ELECTRICAL APPLIANCES and AUTOMOBILE CIRCUITS



Model 70—UTILITY TESTER
Total Price...\$15.85—
Terms: \$3.85 after 10 day
trial, then \$4.00 monthly for
3 months, if satisfactory.
Otherwise return, no ex-
planation necessary.

As an electrical trouble shooter the Model 70:

- Will test Toasters, Irons, Broilers, Heating Pads, Clocks, Fans, Vacuum Cleaners, Refrigerators, Lamps, Fluorecents, Switches, Thermostats, etc.
- Measures A.C. and D.C. Voltages, A.C. and D.C. Current, Resistances, Leakages, etc.
- Will measure current consumption while the appliance under test is in operation.
- Incorporates a sensitive direct-reading resistance range which will measure all resistances commonly used in electrical appliances, motors, etc.
- Leakage detecting circuit will indicate continuity from zero ohms to 5 megohms (5,000,000 ohms).

As an Automotive Tester the Model 70 will test:

- Both 6 Volt and 12 Volt Storage Batteries • Generators • Starters • Distributors
- Ignition Coils • Regulators • Relays • Circuit Breakers • Cigarette Lighters • Stop Lights • Condensers • Directional Signal Systems • All Lamps and Bulbs • Fuses
- Heating Systems • Horns • Also will locate poor grounds, breaks in wiring, poor connections, etc.



INCLUDED FREE This 64-page book—practically a condensed course in electricity. Learn by doing.

Just read the following partial list of contents: What is electricity? • Simplified version of Ohms Law • What is wattage? • Simplified wattage charts • How to measure voltage, current, resistance and leakage • How to test all electrical appliances and motors using a simplified trouble-shooting technique. • How to trace trouble in the electrical circuits and parts in automobiles and trucks.

Model 70 comes complete with 64 page book and test leads

\$15⁸⁵
Only

Superior's New Model 82A A truly do-it-yourself type

TUBE TESTER

TEST ANY TUBE IN 10 SECONDS FLAT!



Model 82A—Tube Tester
Total Price \$36.50
Terms: \$6.50 after 10 day trial,
then \$6.00 monthly for 5 months
if satisfactory. Otherwise re-
turn, no explanation necessary.

- 1 Turn the filament selector switch to position specified.
- 2 Insert it into a numbered socket as designated on our chart (over 600 types included).
- 3 Press down the quality button—

THAT'S ALL! Read emission quality direct on bad-good meter scale.

FEATURES:

- Tests over 600 tube types. • Tests OZ4 and other gas-filled tubes. • Employs new 4" meter with sealed air-damping chamber resulting in accurate vibrationless readings. • Use of 22 sockets permits testing all popular tube types and prevents possible obsolescence. • Dual Scale meter permits testing of low current tubes. • 7 and 9 pin straighteners mounted on panel. • All sections of multi-element tubes tested simultaneously. • Ultra-sensitive leakage test circuit will indicate leakage up to 5 megohms.

Production of this Model was delayed a full year pending careful study by Superior's engineering staff of this new method of testing tubes. Don't let the low price mislead you! We claim Model 82A will outperform similar looking units which sell for much more—and as proof, we offer to ship it on our examine before you buy policy.

Model 82A comes housed in handsome, portable Saddle-Stitched Texon case (Picture Tube Adapter available for \$5.50 additional)

Only **\$36⁵⁰**

SHIPPED ON APPROVAL NO MONEY WITH ORDER—NO C.O.D.

Try any of the instruments on this or the facing page for 10 days before you buy. If completely satisfied then send down payment and pay balance as indicated on coupon. **No Interest or Finance Charges Added!** If not completely satisfied return unit to us, no explanation necessary.

MOSS ELECTRONIC, INC.

Dept. D-605 3849 Tenth Ave., New York 34, N. Y.

Please send me the units checked on approval. If completely satisfied I will pay on the terms specified with no interest or finance charges added. Otherwise, I will return after a 10 day trial positively cancelling all further obligation.

Name

Address

City

Zone..... State.....

All prices net, F.O.B., N. Y. C.


- Model 77 Total Price \$42.50
\$12.50 within 10 days. Balance \$4.00
monthly for 5 months.
- Model TV-50A Total Price \$47.50
\$11.50 within 10 days. Balance \$6.00
monthly for 6 months.
- Model 70 Total Price \$15.85
\$3.85 within 10 days. Balance \$4.00
monthly for 3 months.
- Model 82A Total Price \$36.50
\$6.50 within 10 days. Balance \$6.00
monthly for 5 months.
- Include Model 82A Picture Tube
Adapter at \$5.50



Electronics in the News

This micro-module military radio is about the size of a sugar lump as you can see. Its components are deposited on thin wafers sandwiched and held together by riser wires. The "sugar-lump" radio was developed by RCA working in conjunction with the Signal Corps. It's part of their micro-module program whereby electronic equipment can be reduced in size by a factor of 10 or more as compared with present miniaturization techniques.

This is a four-track stereo tape recorder that is only about the size of a kitchen matchbox and weighs approximately 3 pounds. Made completely of American parts, the recorder functions for about 90 hours from its self-contained batteries. It is designed to accommodate two 2¼-inch 8mm movie reels with quarter-inch tape and run at 3¾ ips for 30 minutes of recording time. Its frequency response is in excess of 12,000 cps. For this homemade project, Keith Johnson of Stanford, Calif. received an award from Miniature Precision Bearing. More about miniaturization on page 52.



NOW!
at a price
you can afford!

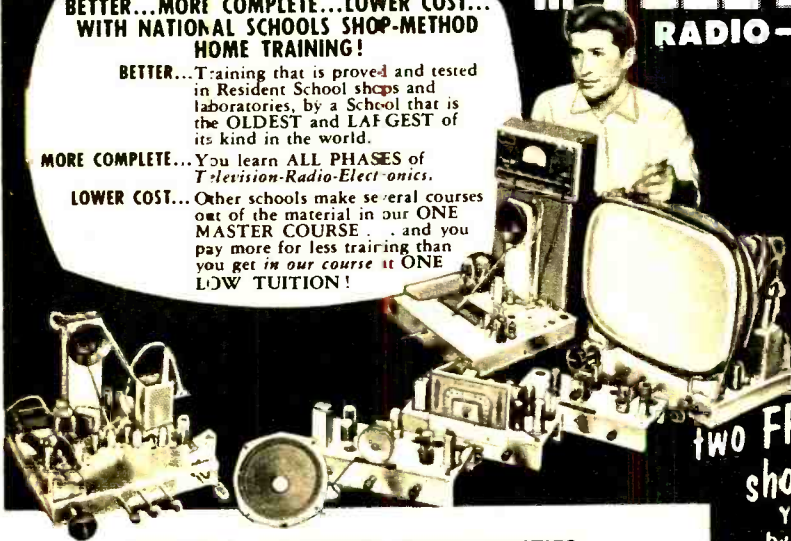
MAKE MORE MONEY in TELEVISION RADIO-ELECTRONICS

**BETTER...MORE COMPLETE...LOWER COST...
WITH NATIONAL SCHOOLS SHOP-METHOD
HOME TRAINING!**

BETTER... Training that is proved and tested in Resident School shops and laboratories, by a School that is the **OLDEST** and **LAFGEST** of its kind in the world.

MORE COMPLETE... You learn **ALL PHASES** of *Television-Radio-Electronics*.

LOWER COST... Other schools make several courses out of the material in our **ONE MASTER COURSE**... and you pay more for less training than you get in our course at **ONE LOW TUITION!**



These
two FREE books will
show you how!

You get all information
by mail... You make
your own decision... at
home! **NO SALESMAN
WILL CALL**

TOP PAY... UNLIMITED OPPORTUNITIES LIFETIME SECURITY CAN BE YOURS!

You are needed in the Television, Radio, and Electronics industry! Trained technicians are in growing demand at excellent pay—in **ALL PHASES**, including Servicing, Manufacturing, Broadcasting and Communications, Automation, Radar, Government Missile Projects.

NATIONAL SCHOOLS SHOP-METHOD HOME TRAINING, with newly added lessons and equipment, trains you in your spare time at home, for these unlimited opportunities, including many technical jobs leading to supervisory positions.

YOU LEARN BY BUILDING EQUIPMENT WITH KITS AND PARTS WE SEND YOU. Your National Schools course includes thorough *Practical* training—**YOU LEARN BY DOING!** We send you complete standard equipment of professional quality for building various experimental and test units. You advance step by step, perform more than 100 experiments, and you build a complete TV set from the ground up, that is yours to keep! A big, new TV picture tube is included at no extra charge.

EARN AS YOU LEARN. We'll show you how to earn extra money right from the start. Many of our students pay for their course—and more—while studying. So can you!

RESIDENT TRAINING AT LOS ANGELES

If you wish to take your training in our Resident School at Los Angeles, the world's TV capital, start NOW in our big, modern Shops, Labs and Radio-TV Studios. Here you work with latest Electronic equipment... professionally installed... finest, most complete facilities offered by any school. Expert, friendly instructors. Personal attention. Graduate Employment Service. Help in finding home near school... and part time job while you learn. Check box in coupon for full information.

LESSONS AND INSTRUCTION MATERIAL ARE UP-TO-DATE, PRACTICAL, INTERESTING. Every National Schools Shop-Method lesson is made easy to understand by numerous illustrations and diagrams. All instruction material has been developed and tested in our own Resident School Shops, Laboratories and Studios.

SEND FOR INFORMATION TODAY... it can mean the difference between **SUCCESS** and failure for you! Send for your **FREE BOOK** "Your Future in Television-Radio-Electronics" and **FREE Sample Lesson**. Do it **TODAY**, while you are thinking about your future. It doesn't cost you anything to investigate!

GET THE BENEFITS OF OUR OVER 50 YEARS EXPERIENCE

Approved for
GJ Training



NATIONAL SCHOOLS

Los Angeles 37, Calif.

YOU GET...

- 15 Big Kits—**YOURS TO KEEP!**
- Friendly Instruction and Guidance
- Job Placement Service
- Unlimited Consultation
- Diploma—Recognized by Industry
- **EVERYTHING YOU NEED FOR SUCCESS!**

SHOP-METHOD HOME TRAINING COVERS ALL PHASES OF INDUSTRY

1. Television, including Color TV
2. Radio AM & FM
3. Electronics for Guided Missiles
4. Sound Recording and Hi-Fidelity
5. FCC License
6. Automation and Computers
7. Radar & Micro-Waves
8. Broadcasting and Communications

NATIONAL TECHNICAL SCHOOLS

WORLD-WIDE TRAINING SINCE 1905

MAIL NOW TO
NATIONAL SCHOOLS, Dept R4Y-59
4000 S. FIGUEROA ST. LOS ANGELES 37, CALIF.


Rush free TV-Radio "Opportunity" Book and sample lesson. No salesman will call.

NAME _____ AGE _____

ADDRESS _____

CITY _____ ZONE _____ STATE _____

Check if interested **ONLY** in Resident School training at Los Angeles
VETERANS Give date of Discharge.



The new Carillon stereo amplifier, model 6060, from Bell Sound Division combines two 30-watt power amplifiers with two preamplifiers in one compact chassis. It has separate bass and treble controls for each channel, high and low frequency noise filters and a single knob balance control. Dual outputs are provided for 4, 8, and 16 ohm speakers and recording. The rear panel has position for dual mike inputs as well as tape amp, tape head and auxiliary inputs. \$219.95.

—o—



RCA has developed electroluminescent panels that glow six colors (greenish yellow, yellow, blue, white, red) in addition to green which has been the only color achieved thus far. Each panel consists of an extremely thin layer of electroluminescent phosphor (two thousandths of an inch) which is applied on a glass plate approximately one-eighth of an inch thick. When an alternating voltage is applied to the panels, they glow in soft color tones.

These electroluminescent panels may be used for decorative or display purposes. Eventually applications will be found in electronic computers.

NOW YOU CAN SECURE A HIGH SALARIED • TOP PRESTIGE CAREER IN ELECTRONICS IN ONLY ONE YEAR!

ELECTRONICS is the fastest growing industry in America today, creating unlimited opportunities for high salaries, with rapid advancement in **INDUSTRY AND THE ARMED FORCES** for Bailey Trained electronic engineering technicians.

LARGE CORPORATIONS from coast to coast, and **BRANCHES OF THE ARMED FORCES** send recruiters to visit each graduating class at Bailey Tech, offering unusually high starting salaries.

BAILEY GRADUATES ARE BEING HIRED for such fascinating and interesting work as technical salesmen, research and development of guided missiles, electronic business machines and automatically controlled manufacturing plants, etc., also good **RATINGS IN THE ARMED FORCES**.

UP TO SEVEN TECHNICIANS are needed for every engineer... this, plus superior training is why Bailey Graduates are being paid more to start, and are advancing more rapidly than many men who have spent four years in training.

Resident training is easier and costs less than you may think! We provide housing and part-time jobs while in school, plus free nationwide employment service for graduates. If you want to quickly enter America's fastest growing and most exciting industry, write for free booklet... no obligation.

**VETERAN APPROVED
BAILEY TECHNICAL SCHOOLS**

1661 S. Grand • St. Louis 4, Mo.



This Minneapolis-Honeywell system controls hundreds of automatic manufacturing operations. Experience on live equipment is emphasized at Bailey and is another reason for the tremendous backlog of high pay positions waiting **BAILEY GRADUATES**.

MAIL TODAY

Please mail immediately this free booklet without obligation

Name _____

Address _____

City _____ State _____

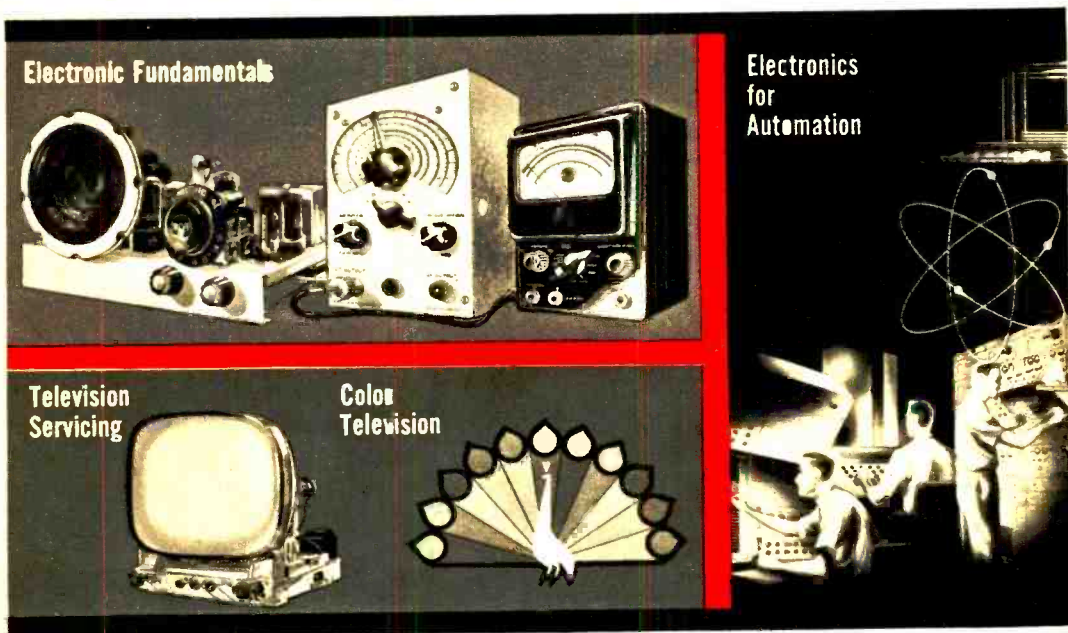





LET RCA TRAIN YOU IN ELECTRONICS

RCA Institutes celebrates Fifty Years of Electronic Training by introducing its newest Home Study Course . . .
ELECTRONICS FOR AUTOMATION

. . . Now you have four comprehensive courses for your electronic training . . . from basic electronic theory to the more advanced principles of color TV and Automation.



Send for our
64 page Home
Study Catalog
FREE!



RESIDENT SCHOOL offers Technical Institute and Vocational School Courses in Electronics. Day and Evening classes start 4 times each year. Resident School Catalog sent free on request.

Practical work with the very first lesson. Pay-as-you-learn. You need pay for only one study group at a time.

RCA INSTITUTES, Inc. Home Study School, Dept. EI-69
A Service of Radio Corporation of America
350 West Fourth Street, New York 14, N. Y.

Without obligation, send me the FREE catalog of Home Study Courses. No salesman will call.

Name Please print

Address

City Zone State

Korean Vets! Enter Discharge Date

CANADIANS — Take advantage of these same RCA courses at no additional cost. No postage, no customs, no delay. Send coupon to: RCA Victor Company, Ltd., 5001 Cote de Liesse Rd., Montreal 9, Quebec
To save time, paste coupon on postcard.

Save 1/2 on New ACCORDIONS

BUY ON EASY TERMS
over 40 new models from Italy!
5 DAY FREE TRIAL



• Students • Teachers
• Professionals •
• Professionals •
everyone agrees—
“you get so much
more for your money
from A. M. W. O.”

Get in on these sensation-
al values in world's
finest Italian-made ac-
cordions! Play most pop-
ular instrument of all—
for fun, leadership and
profit! 40 newest models
of glorious tone and breath-
taking beauty offered at the
amazing low prices — save
50% and more! Buy direct from world's
leading dealer. Small down payment;
easiest terms on balance. Extra bonus
gifts FREE if you buy during sale. Trade-
ins accepted. Try before you buy on FREE
5-day No-Risk Plan. Satisfaction guaran-
teed or money back. Lifetime guarantee!

FREE BONUS GIFTS

for promptness
• E-Z Lessons
• Music Stand
• DeLuxe Case
other gifts, too!

MONEY BACK GUARANTEE

FREE
COLOR CATALOGS
and wholesale
prices

RUSH COUPON TODAY!

See how easily you can now own and play
a fine accordion. Rush coupon now for
big new COLOR Catalogs and
Lowest Wholesale Prices... ALL
FREE! No obligation. Write to:

**Accordion Manufacturers &
Wholesalers Outlet, Dept. EL-69,
2003 W. Chicago Ave., Chicago 22, Ill.**

**Accordion Manufacturers &
Wholesalers Outlet, Dept. EL-69
2003 W. Chicago Ave., Chicago 22, Ill.**

Send FREE Color
Catalogs and whole-
sale prices.

NAME _____

ADDRESS _____

CITY _____

ZONE _____ STATE _____

Check here if you have accordion.

HELP

yourself to better service from
your postal service by including
postal zone numbers on all corre-
spondence.

Don't forget to
include your own
postal zone number
in your own return
address.



*Postal zoning helps your post
office give you better service.*

...News



Attention last minute crammers!
From the Sleep Learning Research
Assn., Olympia, Washington, comes a
machine designed to teach you while
you sleep. Lessons are recorded on
“endless” magnetic tape which plays
over and over during sleeping hours and
may again be played while the studier is
awake. It is important to note that this
method is not guaranteed and is ex-
tremely controversial.

Tape material may be played through
an amplifier and loudspeaker included
in the machine and thus be used to
teach many students at the same time.
The Electronic Educator is presently
available only to experimenters and or-
ganized research groups. Further infor-
mation is available from the Sleep-
Learning Research Assn.



Irish brand magnetic recording tape
designed especially for European re-
corders is now available through the
dealers of ORRadio Industries. The
“Continental Series” offers a 5¾” reel
with longer lengths of tape. This reel
can also be used on many American
made recorders.

build this great new **knight-kit**[®]

A PRODUCT OF ALLIED RADIO

stereo hi-fi amplifier...save up to 50%

COMPARABLE IN EVERY WAY TO WIRED AMPLIFIERS COSTING TWICE AS MUCH



tremendous value at only

\$44⁵⁰
only \$4.45 down

never before such performance...
such styling...such quality
at so low a price...

knight-kit 20-watt stereo hi-fi amplifier

Newest complete Stereo high-fidelity amplifier at an amazing low \$44.50. Incomparable value: Includes two built-in preamps for magnetic cartridges. Single switch selects phono, tuner or auxiliary stereo inputs, plus stereo reverse on each; also switches monophonic input to both amplifier channels. Bass and treble controls boost and attenuate. Special clutch-type concentric volume control permits individual channel balancing, plus overall volume control. Total output is 20 watts (10 watts per channel at less than 1½% distortion). Response, 20-20,000 cps, ± 1.5 db. Hum and noise better than 85 db below full output. Has four pairs of stereo inputs: magnetic cartridge, ceramic cartridge, tuner, auxiliary. RIAA equalized for stereo discs. Expertly designed push-pull output circuitry. Beautiful custom-styled case, 4¼ x 13¼ x 9". With case, tubes, all parts, wire, solder and instructions. Shpg. wt., 27 lbs.

Model Y-773, Knight-Kit Stereo Amplifier, F.O.B. Chicago... **\$44⁵⁰**

EXCLUSIVE **knight-kit**
MONEY-BACK GUARANTEE
Every KNIGHT-KIT meets or
exceeds published specifica-
tions, or we refund your
money.

ONLY **knight-kits** ARE
CONVENIENCE ENGINEERED
for easiest building—no pre-
vious electronic experi-
ence needed...

see over 50 other fine **knight-kits**... write for catalog

HI-FI KITS

Stereo Amplifiers
Stereo Preamp
Stereo Control
Hi-Fi Tuners
Hi-Fi Amplifiers
Speaker Systems,
and others

HOBBY KITS

Short-Wave Radios
AC-DC Table Radios
Clock-Radio
Radio-Intercom
Transistor Radios
Electronic Lab Kits
and many others

INSTRUMENT KITS

VTVM
VOM's
Tube Checkers
Oscilloscopes
Signal Tracer
Audio Generator
Sweep Generator

Cap. Checker
R/C Tester, etc.

HAM KITS

Receiver
Transmitter
VFO, etc.

EASY TERMS ON ORDERS AS LOW AS \$20

1959 ALLIED **FREE**
CATALOG

Send for this value-packed
catalog featuring the com-
plete KNIGHT-KIT line, as
well as the world's largest
stocks of everything in Elec-
tronics.

WRITE FOR YOUR COPY TODAY



ALLIED RADIO Dept. 133-F9

100 N. Western Ave., Chicago 80, Ill.

- Ship Model Y-773 Knight-Kit Stereo Amplifier. \$_____encl.
 Send FREE ALLIED 1959 Catalog

Name _____

Address _____


City _____ Zone _____ State _____

free

Send for the money-saving

ALLIED 1959

ELECTRONIC SUPPLY CATALOG



452
value-packed
pages

SAVE
ON EVERYTHING
IN ELECTRONICS

**EASY TERMS
AVAILABLE**

WORLD'S LARGEST STOCKS

Send for the most widely used buying guide to everything in Electronics for Experimenters, Builders, Amateurs, Servicemen, Engineers and Hi-Fi enthusiasts:

- **KNIGHT-KITS**—Best in Build-Your-Own
- **Everything in STEREO HI-FI**
- **Hi-Fi Music Systems and Components**
- **Recorders & Phono Equipment**
- **Public Address & Paging Systems**
- **TV Tubes, Antennas, Accessories**
- **Amateur Station Equipment**
- **Latest Test & Lab Instruments**
- **Industrial Electronic Supplies**
- **Parts, Tubes, Transistors, Tools & Books**

SAVE on everything in Electronics at ALLIED—get fastest service, expert personal help, guaranteed satisfaction. Send today for your FREE 1959 ALLIED Catalog.

Everything in Electronics
from One Reliable Source

OUR 38th
YEAR

ALLIED RADIO

ALLIED RADIO CORP., Dept. 86-F9
100 N. Western Ave., Chicago 80, Ill.


Rush FREE 1959 ALLIED 452-Page Catalog

Name _____

Address _____

City _____ Zone _____ State _____

...News



A compact stereo accessory, the Knight-Kit Universal Stereo Control, provides a centralized control of stereo hi-fi systems which have separate amplifiers for each channel. The controls included permit balance of volume of each speaker, play either channel through one or both speakers, also channel reversal and phase controls. The case is gray metal with aluminum and ebony trim. The kit, 83Y778, is "4½"x7¾"x4" and is available from Allied Radio Corp., 100 N. Western Ave., Chicago 80, Illinois for \$9.95.



Send for
FREE
Catalog



The new Stereo Studio Dynetic integrated tone arm and cartridge featuring a tracking force of 1½ to 2½ grams is available from Shure Brothers, Inc., 222 Hatrey Avenue, Evanston, Illinois. Though it is designed for the stereo cartridge, the tone arm will also accept the Studio Dynetic monophonic pickup. The recommended load impedance for the stereo cartridge is 50,000 ohms and the claimed frequency response is 20 to 20,000 cps ±2½ db. The stereo integrated tone arm and cartridge will sell for \$89.50 with .7 mil diamond stylus.

**AT
LAST!**

RADIO-TV and ELECTRONICS TRAINING

**.... AT A PRICE
YOU CAN AFFORD!**



***21 INCH**
Receiver Kit included

Yes, this great course costs far less than any training of its kind given by other major schools! Radio-Television Training School will train you for a good job in Television or Industrial Electronics — **AT HOME IN YOUR SPARE TIME.**

Think of it — a complete training program including over 120 lessons, Fourteen Big Radio-Television Kits, Complete Color-TV Instruction, Unlimited Consultation Service... **ALL at a really big saving to you.** How can we do this? Write to us today... and find out!

And what's more — you can (if you wish)
**OPEN YOUR OWN RTS-APPROVED AND
FINANCED RADIO-TV SERVICE SHOP**

We Want Many More Shops This Year

This 37 year old training organization — called RTS, that's Radio-Television Training School — wants to establish a string of Radio-TV Repair Shops in principal cities throughout the U. S.

So far, a great many such shops are **NOW IN BUSINESS AND PROSPERING.** We are helping and training ambitious men to become future owners and operators of these shops in all areas.

**FOR UNSKILLED
INEXPERIENCED MEN ONLY —
WE TRAIN YOU OUR WAY!**

We must insist that the men we sign up be trained in Radio-TV Repair, Merchandising and Sales by our training methods—because **WE KNOW** the requirements of the industry. Therefore, we will **TRAIN YOU**... we will show you how to earn **EXTRA CASH**, during the first month or two of your training period. **YOU KEEP YOUR PRESENT JOB. TRAINING TAKES PLACE IN YOUR OWN HOME, IN YOUR SPARE TIME!**

**RTS
APPROVED
SERVICE
SHOP**

WRITE DIRECTLY TO US!

Get your free book on the
FAMOUS RTS BUSINESS PLAN
find out how you can open
A REPAIR SHOP OF YOUR OWN


We supply and finance your equipment

When you are ready and qualified to operate one of our RTS-Approved TV Repair Shops **WE WILL SUPPLY AND FINANCE EVERY BIT OF EQUIPMENT YOU NEED TO GET STARTED** plus an inventory of parts and supplies. In other words we will stake you... **AN OFFER NEVER MADE BEFORE BY ANY TRAINING ORGANIZATION.** Under the RTS Business Plan you receive:

1. An electric sign for the shop front.
2. Complete laboratory of test equipment.
3. Letterheads, calling cards, repair tickets, etc.
4. Basic inventory of tubes, parts, supplies.
5. Complete advertising and promotional material.
6. Plans for shop arrangement.
7. Instructions on how to go into business.
8. Continuous consultation and help.
9. The right to use RTS Seal of Approval, and the RTS Credo.
10. The right to use the Famous Trade Mark.

**COMPLETE
COLOR
INSTRUCTION
INCLUDED**

**you build these
and other units**



*tubes
excluded

**RADIO-TELEVISION
TRAINING SCHOOL**
5100 S. VERMONT AVENUE
LOS ANGELES 37, CALIFORNIA

Est. 1922



**ACT
NOW!**

CUT OUT AND MAIL — TODAY!

RADIO-TELEVISION TRAINING SCHOOL
5100 S. Vermont Avenue, Dept. EI-69
Los Angeles 37, California

SEND ME FREE — all of these big opportunity books —
"Good Jobs in TV-Electronics," "A Repair Shop of Your Own"
and "Sample Lesson." I am interested in:
 Radio-Television Industrial Electronics
(Automation)

Name _____ please print _____ Age _____

Address _____

City & State _____
300



RTS' Membership in The Association of Home Study Schools is your assurance of Reliability, Integrity, and Quality of Training.

**ALL
THESE
FREE!**



EXPLAINS ELECTRICAL TERMS IN A JIFFY!

New Guide Gives Terms, Definitions, Formulas, Charts and Diagrams . . .

A quick easy way to put needed information at your fingertips. Examine this New Practical Dictionary of Electricity and Electronics FREE for 10 days at our risk.

THE WORKING VOCABULARY YOU MUST HAVE. Jam-packed with both standard electrical terms and the latest developments in the field, written clearly and simply for beginner and veteran alike. Terms essential in TV, Radio, X-Ray, Radar, Automation and all industrial applications are covered.

PACKED WITH DESCRIPTIVE PICTURES. Scores of photos, drawings, sketches so clear you can't go wrong. Help make terms like "amplidyne," "kinescope," "dynamotor" easy to grasp. Many tables, charts, graphs, most-used symbols.

SEND NO MONEY. JUST SEND NAME. Fill in coupon below and get The Practical Dictionary of Electricity and Electronics for FREE 10-day trial examination. Pay nothing now. Pay nothing to postman on delivery.

AMERICAN TECHNICAL SOCIETY, Dept. VOB
848 E. 58th Street—Chicago 37, Illinois



If You Keep It
Only \$595
Others Cost up
to \$20.00

INCLUDES HANDBOOK

- Partial Contents:
- Formulas
 - Electrical Electronics Inductance Capacitance
 - Tables
 - Measurement Letter Symbols Color Coding
 - Diagrams
 - Graphical Symbols

MAIL COUPON • FREE 10 DAY TRIAL

AMERICAN TECHNICAL SOCIETY, Dept. VOB
848 E. 58th Street, Chicago 37, Illinois

Send me THE PRACTICAL DICTIONARY OF ELECTRICITY AND ELECTRONICS for 10-day FREE EXAMINATION. If I keep the book I will send you \$5.95 plus shipping within 10 days. Otherwise, I will return it and owe you nothing.

MY NAME _____
ADDRESS _____
CITY _____ ZONE _____ STATE _____


We pay shipping costs if you enclose \$5.95 with this coupon. Same refund guarantee.

Educational ... Entertaining ... Exciting!

FUN WITH MATHEMATICS

by Jerome S. Meyer

d262



Here is a wonderful collection of mathematical curiosities, puzzles, games and tricks that will challenge you and delight you. It is literally a gold mine of fun and information — you will find it one of the most readable books on mathematics ever published.




50c

**FAWCETT
WORLD LIBRARY**

Buy this Crest Book from your local news dealer. If your dealer is sold out, send only 50c plus 5c for postage and wrapping to CREST BOOKS, FAWCETT PUBLICATIONS, INC., GREENWICH, CONN. Please order by number and title. Canadian orders cannot be accepted.


...News



Olson Radio Warehouse announced the release of a new compact 3,300 ohms per volt multimeter No. TE-117 with a 3" rectangular meter and 1% precision shunts and resistors. It has 5 AC and DC ranges, 0-6-30-120-600 and 1200 volts. DC current 0-300 μ a 0-30-600 ma. Resistance is 0-300,000 ohms and 0-3 megohms. Price is \$9.46.

Available from Olson Radio Warehouse, 260 S. Forge St., Akron, Ohio.

—o—



International Rectifier Corporation is now manufacturing a miniature silicon bridge rectifier that is many times smaller than a comparable vacuum tube circuit. These rugged devices may be operated at temperatures up to 165°C. Bridge rectifiers are available with DC output currents ranging from 50 ma to 1.2 amperes.

BUILD 16 RADIO CIRCUITS AT HOME

with the New Deluxe 1959 PROGRESSIVE RADIO "EDU-KIT"®

only \$22.95



Reg. U.S. Pat. Off.

A Practical Home Radio Course

Now Includes

- ★ TRANSMITTER
- ★ SIGNAL TRACER
- ★ SIGNAL INJECTOR
- ★ CODE OSCILLATOR
- ★ No Knowledge of Radio Necessary
- ★ No Additional Parts or Tools Needed
- ★ EXCELLENT BACKGROUND FOR TV
- ★ School Inquiries Invited
- ★ SOLD IN 79 COUNTRIES

YOU DON'T HAVE TO SPEND HUNDREDS OF DOLLARS FOR A RADIO COURSE

The "Edu-Kit" offers you an outstanding PRACTICAL HOME RADIO COURSE at a rock-bottom price. Our Kit is designed to train Radio & Electronics Technicians, making use of the most modern methods of home training. You will learn radio theory, construction practice and servicing. THIS IS A COMPLETE RADIO COURSE IN EVERY DETAIL. You will learn how to build radios, using regular schematics; how to wire and solder in a professional manner; how to service radios. You will work with the standard type of punched metal chassis as well as the latest development of Printed Circuit chassis. You will learn the basic principles of radio. You will construct, study and work with RF and AF amplifiers and oscillators, detectors, rectifiers, test equipment. You will learn and practice the Progressive Code Oscillator. You will learn and practice trouble-shooting, using the Progressive Signal Tracer, Progressive Signal Injector, Progressive Dynamic Radio & Electronics Tester and the accompanying instructional material. You will receive training for the Novice, Technician and General Classes of F. C. C. Radio Amateur Licenses. You will build 16 Receiver, Transmitter, Code Oscillator, Signal Tracer and Signal Injector circuits, and learn how to operate them. You will receive an excellent background for Television, Hi-Fi and Electronics.

Absolutely no previous knowledge of radio or science is required. The "Edu-Kit" is the product of many years of teaching and engineering experience. The "Edu-Kit" will provide you with the background in Electronics and Radio, worth many times the complete price of \$22.95. The Signal Tracer alone is worth more than the price of the entire Kit.

THE KIT FOR EVERYONE

You do not need the slightest background in radio or science. Whether you are interested in Radio & Electronics because you want an interesting hobby, a well paying business or a job with a future, you will find the "Edu-Kit" a worth-while investment. Many thousands of individuals of all

ages and backgrounds have successfully used the "Edu-Kit" in more than 79 countries of the world. The "Edu-Kit" has been carefully designed, step by step, so that you cannot make a mistake. The "Edu-Kit" allows you to teach yourself at your own rate. No instructor is necessary.

PROGRESSIVE TEACHING METHOD

The Progressive Radio "Edu-Kit" is the foremost educational radio kit in the world, and is universally accepted as the standard in the field of electronics training. The "Edu-Kit" uses the modern educational principle of "Learn by Doing." Therefore you construct, learn schematics, study theory, practice trouble-shooting—in a closely integrated program designed to provide an easily-learned, thorough and interesting background in radio. You begin by examining the various radio parts of the "Edu-Kit." You then learn the function, theory and use of these parts. Then you build a simple radio. With this first set you will enjoy listening to regular broadcast stations, learn theory, practice testing and trouble-shooting. Then you build a more advanced radio, learn more advanced theory and techniques—gradually, in a progressive manner, and at your own rate, you will find yourself constructing more advanced multi-tube radio circuits, and doing work like a professional Radio Technician.

Included in the "Edu-Kit" course are sixteen Receiver, Transmitter, Code Oscillator, Signal Tracer and Signal Injector circuits. These are not unprofessional "breadboard" experiments, but genuine radio circuits, constructed by means of professional wiring and soldering on metal chassis, plus the new method of radio construction known as "Printed Circuitry." These circuits operate on your regular AC or DC house current.

THE "EDU-KIT" IS COMPLETE

You will receive all parts and instructions necessary to build 16 different radio and electronics circuits, each guaranteed to operate. Our Kits contain tubes, tube sockets, variable, electrolytic, mica, ceramic and paper dielectric condensers, resistors, tie strips, coils, hardware, tubing, punched metal chassis, Instruction Manuals, hook-up wire, solder, etc. In addition, you receive Printed Circuit materials, including Printed Circuit chassis, special tube sockets, hardware and instructions. You also receive a useful set of tools, a professional electric soldering iron, and a self-powered Dynamic Radio & Electronics Tester. The "Edu-Kit" also includes Code instructions and the Progressive Code Oscillator, in addition to F. C. C.-type Questions and Answers for Radio Amateur License training. You will also receive lessons for servicing with the Progressive Signal Tracer and the Progressive Signal Injector, a High Fidelity Guide and a Quiz Book. You receive Membership in Radio-TV Club. Free Consultation Service, Certificate of Merit and Discount Privileges. You receive all parts, tools, instructions, etc. Everything is yours to keep.

FREE EXTRAS

- SET OF TOOLS
- SOLDERING IRON
- ELECTRONICS TESTER
- PLIERS-CUTTERS • ALIGNMENT TOOL
- WRENCH SET
- VALUABLE DISCOUNT CARD
- CERTIFICATE OF MERIT
- TESTER INSTRUCTION MANUAL
- HIGH FIDELITY GUIDE • QUIZZES
- TELEVISION BOOK • RADIO TROUBLE-SHOOTING BOOK
- MEMBERSHIP IN RADIO-TV CLUB: CONSULTATION SERVICE • FCC AMATEUR LICENSE TRAINING
- PRINTED CIRCUITRY

SERVICING LESSONS

You will learn trouble-shooting and servicing in a progressive manner. You will practice repairs on the sets that you construct. You will learn symptoms and causes of troubles in home, portable and car radios. You will learn how to use the professional Signal Tracer, the unique Signal Injector and the Dynamic Radio & Electronics Tester. While you are learning in this practical way, you will be able to do many a repair job for your friends and neighbors, and charge fees which will far exceed the price of the "Edu-Kit." Our Consultation Service will help you with any technical problems you may have.

J. Stabitis, of 25 Poplar Pl., Waterbury, Conn., writes: "I have repaired several sets for my friends, and made money. The "Edu-Kit" paid for itself. I was ready to spend \$240 for a Course, but I found your ad and sent for your Kit."

FROM OUR MAIL BAG

Ben Valerio, P. O. Box 21, Magna, Utah: "The Edu-Kits are wonderful. Here I am sending you the questions and also the answers for them. I have been in Radio for the last seven years, but like to work with Radio Kits, and like to build Radio Testing Equipment. I enjoyed every minute I worked with the different kits; the Signal Tracer works fine. Also like to let you know that I feel proud of becoming a member of your Radio-TV Club."

Robert L. Shuff, 1534 Monroe Ave., Huntington, W. Va.: "Thought I would drop you a few lines to say that I received my Edu-Kit, and was really amazed that such a bargain can be had at such a low price. I have already started repairing radios and phonographs. My friends were really surprised to see me get into the swing of it so quickly. The Trouble-shooting Tester that comes with the Kit is really swell, and finds the trouble, if there is any to be found."

UNCONDITIONAL MONEY-BACK GUARANTEE

The Progressive Radio "Edu-Kit" has been sold to many thousands of individuals, schools and organizations public and private, throughout the world. It is recognized internationally as the ideal radio course.

By popular demand, the Progressive Radio "Edu-Kit" is now available in Spanish as well as English.

It is understood and agreed that should the Progressive Radio "Edu-Kit" be returned to Progressive "Edu-Kits" Inc. for any reason whatever, the purchase price will be refunded in full, without quibble or question, and without delay.

The high recognition which Progressive "Edu-Kits" Inc. has earned through its many years of service to the public is due to its unconditional insistence upon the maintenance of perfect engineering, the highest standards and a 100% adherence to its Unconditional Money-Back Guarantee. As a result, we do not have a single dissatisfied customer throughout the entire world.

ORDER DIRECT FROM AD—RECEIVE FREE BONUS RESISTOR AND CONDENSER KITS WORTH \$7

- Send "Edu-Kit" Postpaid. I enclose full payment of \$22.95.
- Send "Edu-Kit" C.O.D. I will pay \$22.95 plus postage.
- Send me FREE additional information describing "Edu-Kit."


Name _____

Address _____

PROGRESSIVE "EDU-KITS" INC.

1186 BROADWAY, DEPT. 512AE, HEWLETT, N. Y.

ELECTRONIC COMPUTERS



SOLVES PROBLEMS ELECTRONICALLY

now with the aid of MICROLOG solve problems involving additions, multiplication, division, integration and differentiation. Solve advanced problems by programming the patchboard, the answer is read on the meter. Microlog solves problems from electricity, physics, aerodynamics, etc., by SIMULATING the actual system electronically! For information mark MIC-2B.

NEW P-10 PHYSICS, lessons and kits equal to 2 years college training, no pre-requisites.

NEW C-16 SERVO MECHANISMS, theory and practical circuits. Applications and operation.

NEW C-17 TRANSISTOR TECHNIQUES.

NEW C-1P PRACTICAL RELAY COMPUTERS, lessons and computer kit. Build digital computers and extend without limit by adding standard parts!

nearly 100 courses include: transistor digital computers (w/kit), analog computers (w/kit), analog computer operator (w/Microlog), automation, electronics and others. Write for commercial courses and computers catalog.

Join the thousands of EBEX students; specialists earn large salaries without college degrees through technical self study.

EBEX TECHNICAL INSTITUTE

Largest Manufacturer Of Low Cost Electronic Computers
1015 Atkin Avenue, Salt Lake City, Utah

MIC-2B

6-A

Name _____

Street _____

City _____

SEND POSTCARD FOR YOUR FREE CATALOG TODAY! E1-9

NEW VOLT-OHM-MILLIAMMETER

By **ALCO**



MODEL TS-55A

- PORTABLE
- JUST 5" wide x 3 1/8" high x 1 1/2" deep
- HANDIEST TESTER YOU CAN OWN


D.C. VOLTAGE RANGES:
0-10, 50, 250, 500 & 1000
A.C. VOLTAGE RANGES:
0-10, 50, 250, 500 & 1000
D.C. CURRENT RANGES:
0-1 & 0-500ma
RESISTANCE: 0 — 100KΩ
DECIBEL:
20 n 0 n +36db (2 ranges)

JUST
\$9.95 ea.

ORDER DIRECT OR
FROM YOUR
NEAREST
DISTRIBUTOR

ALCO ELECTRONICS MFG. CO.
Dept. C-1 3 Wolcott Ave., Lawrence, Mass.

...News



Lafayette has just introduced a new stereo balance indicator incorporating a two coil galvanometer type meter. The signal from each stereo channel passes through a full-wave bridge rectifier to the meter. When both signals are equal and balanced the scale will read zero. Individual channels may be measured by means of the two slide switches. The sensitivity of the meter may be varied by the 7 step range control. This unit may also be used as a VU meter when terminated across a 600 ohm load. The model TM-66 is available from 165-08 Liberty Ave., Jamaica, N. Y. \$11.95.



Life-Lite, the handy pocket flashlight, can be recharged by plugging into any household outlet. The batteries are hermetically sealed. It's finished in two-tone gray and gold case and priced at \$5.95. Available from The Walton Company, 125 East Broadway, Box 163, New York 2, N. Y.

**WE'RE MAKING IT EASIER THAN EVER TO BECOME A WELL PAID
RADIO-TELEVISION SERVICE TECHNICIAN**

**NOW - Just \$6 Starts You Training in
RADIO-TELEVISION**

the SPRAYBERRY "Learn-by-Doing" Way . . .

**25 BIG, COMPLETE KITS
of PARTS & EQUIPMENT**

To help you learn *fast* the practical side of Radio-Television, we send you expertly engineered training kits to test and assemble for interesting, valuable shop-bench practice!



• The new Sprayberry Training Television Receiver, built and tested in 5 sections.

• Now offered . . . this fine modern oscilloscope.

• You build this powerful two-band superheterodyne radio receiver.



**Big New
CATALOG
AND
Sample Lesson
FREE!**



You build the new Sprayberry tester — a complete 18-range Volt-Ohm-Milliammeter test meter.

*** This great industry is begging for trained men . . . to step into good paying jobs or a profitable business of their own! Our new plan opens the doors of Radio-Television wide to every ambitious man who is ready to act at once!

Men by the thousands . . . trained Radio-Television Service Technicians . . . are needed at once! Perhaps you've thought about entering this interesting, top paying field, but lack of ready money held you back. Now — just \$6 enrolls you for America's finest, most up to date home study training in Radio-Television! Unbelievable? No, the explanation is simple! We believe Radio-Television *must* have the additional men it needs as quickly as possible. We are willing to do our part by making Sprayberry Training available for less money down and on easier terms than ever before. This is your big opportunity to get the training you need . . . to step into a fine job or your own Radio-Television Service Business.

Complete Facts Free — Act Now; Offer Limited

Only a limited number of students may be accepted on this liberal and unusual basis. We urge you to act at once . . . mail the coupon below and get complete details plus our big new catalog and an actual sample lesson — *all free*. No obligation . . . no salesman will bother you.

HOME STUDY TRAINING IN SPARE TIME

Under world-famous 27-year old Sprayberry Plan, you learn entirely at home in spare time. You keep on with your present job and income. You train as fast or as slowly as you wish. You get valuable kits of parts and equipment for priceless shop-bench practice. And everything you receive — lessons and equipment alike, is all yours to keep.

LET US PROVE HOW EASILY YOU CAN LEARN!

Radio-Television needs YOU! And Sprayberry is ready to train you on better, easier terms, than any ambitious man can afford. *Just \$6 starts you!* Mail coupon today . . . let the facts speak for themselves. You have everything to gain. Let us prove the kind of opportunity in store for you!

SPRAYBERRY Academy of Radio-Television
1512 Jarvis Avenue, Dept. 120-V, Chicago 26, Illinois

Mail This Coupon Now — No Salesman Will Call

Sprayberry Academy of Radio-Television

Dept. 120-V, 1512 W. Jarvis Ave., Chicago 26, Ill.

Please rush all information on your ALL-NEW Radio-Television Training Plan. I understand this does not obligate me and that no salesman will call upon me. Include New Catalog and Sample Lesson FREE.

NAME _____ Age _____

ADDRESS _____

CITY _____ ZONE _____ STATE _____






Transitape, the new two speed tape recorder made by Steelman, operates on standard mercury penlight batteries and uses conventional 3-inch reels and tape. Each reel will hold up to an hour

of voice recording, dual track. The recorder measures 2 7/8" x 6 1/2" x 9 3/4" and weighs about five pounds. It comes complete with microphone and carrying case. Recordings may be made while walking, at conferences, etc. Available from Steelman Phonographs & Radio Co., Inc., 2-30 Anderson Avenue, Mt. Vernon, N. Y. \$200.

—O—



L. I. Electro-Labs of Hewlett, N. Y., has announced production of the Solder Chief, a new lightweight, balanced soldering iron. It features fast heating and full concentration of heat at the tip. The pointed tip of this 30-watt iron makes it particularly useful when working with miniature components. Under \$2.00.

NEW DIFFERENT

For hi-fi fans and collectors of unique recordings, here is a great adventure... music arranged for piano and harp. A real first in hi-fi! Great old tunes played on this unusual combination of instruments by Will and Helen Irwin. And on the reverse side, a fascinating demonstration of piano-and-harp artistry, with special commentary written and narrated by hi-fi authority Don Hoefler.



EXCITING

TO ORDER: Send \$4.98 for each copy of "Hi-Fi Harp" to FAWCETT RECORDS, Box EI, Greenwich, Conn.

This is the first in a new series of exciting adventures in listening... records of exceptional interest that are brought to you on the FAWCETT FABULOUS FIDELITY label.

DEPENDABLE TV-RADIO TUBES



1-YEAR GUARANTEE

ZALYTRON Tubes for TV-Radio Servicemen, Dealers, Experimenters.

Nationally sold ZALYTRON Tubes are BRAND NEW Tubes. • NOT USED • NOT REJECTS • NOT PULLED FROM EQUIPMENT... but ZALYTRON'S First Quality! Why pay more? Try them once, you'll buy them always. Every tube we ship is covered by our Full Refund Guarantee... YOU be the judge! Send today for new Price List "EI!"

BE YOUR OWN BOSS RUN A SELF-SERVICE TUBE BUSINESS FREE

Get This Modern Sturdy Tube Tester

with "Package Deal" order for nationally sold ZALYTRON Quality Brand Receiving Tubes. We'll show you how to start a successful Tube Tester Route, and get YOUR share of today's Big Profits in Self-Service Tube Sales! This is no "Get-Rich-Quick" scheme but a solid, proven business that will reward you well—if you WORK at it. But, INVESTIGATE before you INVEST! Get full details on the best "Deal" now being offered, send today for our booklet "I"



ZALYTRON TUBE CORPORATION
220 West 42nd St., N. Y. 36, N. Y.

Do you WISH you were EMPLOYED in ELECTRONICS?

F.C.C. LICENSE—THE KEY TO BETTER JOBS

An F.C.C. *commercial* (not amateur) license is your ticket to higher pay and more interesting employment. This license is Federal Government evidence of your qualifications in electronics. Employers are eager to hire *licensed* technicians.

WHICH LICENSE FOR WHICH JOB?

The **THIRD CLASS** radiotelephone license is of value primarily in that it qualifies you to take the second class examination. The scope of authority covered by a third class license is extremely limited.

The **SECOND CLASS** radiotelephone license qualifies you to install, maintain and operate most all radiotelephone equipment except commercial broadcast station equipment.

The **FIRST CLASS** radio telephone license qualifies you to install, maintain and operate every type of radiotelephone equipment (except amateur) including all radio and television stations in the United States, its territories and possessions. This is the highest class of radiotelephone license available.

GRANTHAM TRAINING PREPARES YOU

The Grantham course covers the required subject matter completely. Even though it is planned primarily to lead directly to a first class FCC license, it does this by **TEACHING** you electronics. Some of the subjects covered in detail are: Basic Electricity for Beginners, Basic Mathematics, Ohm's and Kirchhoff's Laws, Alternating Current, Frequency and Wavelength, Inductance, Capacitance, Impedance, Resonance, Vacuum Tubes, Transistors, Basic Principles of Amplification, Classes of Amplifiers, Oscillators, Power Supplies, AM Transmitters and Receivers, FM Transmitters and Receivers, Antennas and Transmission Lines, Measuring Instruments, FCC Rules and Regulations, and extensive theory and mathematical calculations associated with all the above subjects explained simply and in detail.

OUR GUARANTEE

If you should fail the F. C. C. exam after finishing our course, we guarantee to give additional training at **NO ADDITIONAL COST**. Read details in our free booklet.


Get Your First Class Commercial F.C.C. LICENSE QUICKLY!

CORRESPONDENCE OR RESIDENCE CLASSES

Grantham School of Electronics *specializes* in F.C.C. license preparation. Correspondence training is conducted from Washington, Hollywood, and Seattle; also, resident **DAY** and **EVENING** classes are held in all three cities. Either way, by correspondence or in resident classes, we train you quickly and well.

This booklet **FREE!**

This free booklet gives details of our training and explains what an F. C. C. license can do for your future.



HERE'S PROOF...

that Grantham students prepare for F.C.C. examinations in a minimum of time. Here is a list of a few of our recent graduates, the class of license they got, and how long it took them:

	License	Weeks
Roy E. Alexander, Pikeville, Kentucky	1st	12
Robert J. Conley, 129 W. 46th St., New York 26, N. Y.	1st	14
W. R. Smith, 1335 E. 8th St., Long Beach, Calif.	1st	12
Howard E. Martz, 301 S. Penn. St., Fairmount, Ind.	1st	24
John W. Dempsey, Box 55, Rising Sun, Md.	1st	12
Donald H. Ford, Myaniss RD, Barnstable, Mass.	1st	12
Richard J. Falk, 2303 Heiman St., Bremerton, Wash.	1st	22
Denson D. McNally, 1117 N. Houston St., Amarillo, Texas	1st	9
James D. Hough, 400 S. Church St., East Troy, Wisc.	1st	12
Odie B. Perry, Jr., Rt. #3, Zebulon, N. C.	1st	12
Milton C. Gee, Rt. #1, Washington, N. J.	1st	11

Grantham School of Electronics

Hollywood Division

1505 N. Western Ave.
Hollywood 27, Calif.
(Phone: HO 7-7727)

Washington Division

821-19th Street, N.W.
Washington 6, D.C.
(Phone: ST 3-3614)

Seattle Division

408 Marion Street
Seattle 4, Wash.
(Phone: MA 2-7227)

MAIL COUPON TO SCHOOL NEAREST YOU

(Mail in envelope or paste on postal card)



TO: **GRANTHAM SCHOOL OF ELECTRONICS**

821-19th, NW 1505 N. Western 408 Marion
Washington Hollywood Seattle

Gentlemen:

Please send me your free booklet telling how I can get my commercial F.C.C. license quickly. I understand there is no obligation and no salesman will call.

Name _____ Age _____

Address _____

City _____ State _____

I am interested in: Home Study, Resident Classes 98-G

The specs are the proof... now your
BEST BUY in
ham gear is

TEICO®



New

90-WATT CW TRANSMITTER . . . #720
KIT \$79.95 WIRED \$119.95

Conservative, highly efficient design plus stability, safety, and excellent parts quality. 80 thru 40, 20, 15, 11, 10 meters (popular operating bands) with one knob band-switching. 6146 final amplifier for full "clean" 90 W input, protected by clamper tube. 6CL6 Colpitts oscillator, 6AQ5 clamper, 6AQ5 buffer-multiplier, GZ34 rectifier. "Novice limit" calibration on meter keeps novice inside FCC-required 75W limit. No shock hazard at key. Wide range, hi-efficiency pi-network matches antennas 50-1000 ohms, minimizes harmonics. EXT plate mod. terminals for AM phone modulation with 65W input. Excellent as basic exciter to drive a power amplifier stage to max. allowable input of 1KW. Very effective TVI suppression. Ingenious new "low silhouette" design for complete shielding and "living room" attractiveness. Conservatively rated parts, copper-plated chassis, ceramic switch insulation. 5" H, 15" W, 9½" D.




NEW UNIVERSAL MODULATOR-DRIVER #730
KIT \$49.95 WIRED \$79.95 Cover E-5 \$4.50

Superb, truly versatile modulator at low cost. Can deliver 50 W of undistorted audio signal for phone operation, more than sufficient to modulate 100% EICO #720 CW Transmitter or any xmitter whose RF amplifier has plate input power of up to 100W. Multi-match output xmfr matches most loads between 500-10,000 ohms. Unique over-modulation indicator permits easy monitoring, no need for plate meter. Low-level speech clipping & filtering with peak speech freq. range circuitry. Low distortion feedback circuit, premium quality audio power pentodes, indirectly heated rectifier filament. Balance & bias adj. controls. Inputs for xtal or dynamic mikes, phone patch, etc. Excellent deluxe driver for high-power class B modulation. ECC83/12AX7 speech ampl., 6AL5 speech clipper, 6AN8 ampl. driver, 2-EL34/6CA7 power output, EM84 over-mod. indicator, GZ34 rect. Finest quality, conservatively rated parts, copper-plated chassis. 6" H, 14" W, 8" D.

NEW GRID DIP METER . . . #710
KIT \$29.95 WIRED \$49.95 including complete set of coils for full band coverage.

Exceptionally versatile. Basically a VFO with microammeter in grid; determines freq. of other osc. or tuned circuits; sens. control & phone jack facilitate "zero beat" listening. Excellent absorption wave meter. Ham uses: pretuning & neutralizing xmitters, power indication, locating parasitic osc., antenna adj., correcting TVI, de-bugging with amitter power off, determining C.L.Q. Servicing uses: alignment of filters, IF's, as sig. or marker gen. Easy to hold & thumb-tune with 1 hand. Continuous 400 kc-250 mc coverage in 7 ranges, pre-wound 0.5% accurate coils. 500 ua meter movement. 6AF4(A) or 614 Colpitts osc. Xmfr-operated sel. rect. 2½" H, 2¾" W, 6¾" L. Satin deep-etched aluminum panel; grey wrinkle steel case.




NOW IN STOCK! Compare & take "off the shelf"—from 2000 neighborhood EICO dealers. For free catalog mail coupon in EICO ad 2 pages forward. In the West, add 5¢. Over 1 MILLION EICO instruments in use throughout the world.

33-00 Northern Blvd.,
Long Island City 1, N.Y.

Copr. © 1954.
Electronic Instr.
Co., Inc.

See EICO's other ad on page 26

...News



The RCA Voltohmyst is now available as a kit, sold as the model WV-77E. This is a vacuum tube voltmeter with high input impedances on all AC and DC voltage ranges and provision for zero center indication. The resistors in the ohmmeter section are protected by a separate fuse. Price of this kit with printed circuit board is \$29.95 Net.



A device designed to tell whether your turntable is level has been announced by Robins Industries. A slewed turntable may distort the sound from the record player. The spirit-level is housed in a gold anodized aluminum case and has clear markings for easy reading. The TL-1 can be obtained from 36-27 Prince St., Flushing 54, N. Y. for \$1.15.



Accredited by the National Home Study Council

good training
doesn't cost . . .
it pays!

How To Get an




FCC License (Commercial)

Get Your FCC License
Quickly

We Guarantee to train you **until you receive** **Your FCC License**

Get all 3 FREE

We guarantee
to train you until you receive
Your FCC License
—or your money back



The Master Course in Electronics will provide you with the mental tools of the electronics technician and prepare you for a First Class FCC License (Commercial) with a radar endorsement. When you successfully complete the Master Course, if you fail to pass the FCC examination, you will receive a full refund of all tuition payments.

Cleveland Institute training results in job offers like these:

Radio Operator

Capital Airlines (Ohio) is looking for a radio operator. A touch typing speed of 40 wpm is necessary. Must have at least a restricted operator's permit, but a radio-telephone 2nd or 1st class license is desirable.

Service Technician

Man needed in Cleveland, Ohio, to service and maintain electronic medical instruments and equipment. Must have a solid knowledge of electronic fundamentals. A car is required. Company benefits include retirement plan.

And our trainees get good jobs

"Investment in training really pays off"

"Thought you would like to know that in almost two years since I completed your course and obtained my first phone license, my pay has increased \$5 per week every six months. I don't believe any other investment could pay off as well as this one did."

Harold E. Phipps, North Augusta, S. C.

Cleveland Institute of Radio Electronics
4900 Euclid Ave. Desk EI-9 Cleveland 3, Ohio

Cleveland Institute of Radio Electronics

Desk EI-9, 4900 Euclid Ave., Cleveland 3, Ohio

Please send Free Booklets prepared to help me get ahead in Electronics. I have had training or experience in Electronics as indicated below:

- | | |
|---------------------------------------------|---------------------------------------------|
| <input type="checkbox"/> Military | <input type="checkbox"/> Broadcasting |
| <input type="checkbox"/> Radio-TV Servicing | <input type="checkbox"/> Home Experimenting |
| <input type="checkbox"/> Manufacturing | <input type="checkbox"/> Telephone Company |
| <input type="checkbox"/> Amateur Radio | <input type="checkbox"/> Other _____ |

In what kind of work are you now engaged?

In what branch of Electronics are you interested?

Name _____ Age _____

Address _____

City _____ Zone _____ State _____

EI-9

the experts say

your BEST BUY

is **EICO**...

EICO, 33-00 Northern Blvd., L. I. C. 1, N. Y. EI-6
 Show me HOW TO SAVE 50% on 65 models of top-quality:

HI-FI TEST INSTRUMENTS "HAM" GEAR
 Send FREE catalog & name of neighborhood EICO dealer.

NAME.....
 ADDRESS.....
 CITY..... ZONE..... STATE.....

ADD 5% IN THE WEST

...in

STEREO and MONO HI-FI



STEREO Dual Amplifier-Preamplifier HF81
 Kit \$69.95.
 Wired \$109.95.
 "Excellent" — SATURDAY REVIEW: HI-FI MUSIC AT HOME.



Mono Preamplifier HF65A:
 Kit \$29.95.
 Wired \$44.95.
 With Power Supply HF65: Kit \$33.95. Wired \$49.95.



FM Tuner HFT90
 Kit \$39.95*
 Wired \$65.95*
 Cover \$3.95.
 "One of the best buys you can get in high fidelity kits" — AUDIOCRAFT Kit Report.
AM Tuner HFT94
 Kit \$39.95. Wired \$65.95, incl. Cover & F.E.T.

*Less Cover, F.E.T. incl.



STEREO Dual Preamplifier HF85
 Kit \$39.95.
 Wired \$64.95.
 "Extreme flexibility... a bargain" — HI-FI REVIEW



Mono Power Amplifiers (60, 50, 35, 30, 22, 14-Watt; use 2 for Stereo)
 from Kit \$23.50.
 Wired \$41.50.



2-Way Bookshelf Speaker System HFS1 completely with factory-built cabinet: \$39.95.



STEREO Dual Power Amplifier HF86
 Kit \$43.95.
 Wired \$74.95.



Mono Integrated Amplifiers (50, 30, 20, 12-Watt; use 2 for Stereo)
 from Kit \$34.95.
 Wired \$57.95.



Omni-directional Speaker System HFS2 completely factory-built, \$139.95.
 36" H, 15 1/4" W, 11 1/2" D.
 "Eminently musical" — HIGH FIDELITY.
 "Fine for Stereo" — MODERN HI-FI.

...and in TEST INSTRUMENTS



New Transistorized Power & Bias Supply #1020
 Kit \$19.95.
 Wired \$27.95.



Miniaturized Multi-Signal Tracer #145A
 Kit \$19.95.
 Wired \$28.95.



Vacuum Tube Voltmeter #221
 Kit \$25.95.
 Wired \$39.95.



Peak-to-Peak VTVM #232 & Uni-Probe (pat. pend.)
 Kit \$29.95.
 Wired \$49.95.



New Fast Filament Continuity Tester #612
 Kit \$3.95.
 Wired \$5.95.



1000 Ohms/Volt V-O-M #536
 Kit \$12.90.
 Wired \$14.90.



5" Push-Pull Scope #425
 Kit \$44.95.
 Wired \$79.95.



DC-5 MC 5" Scope #460
 Kit \$79.95.
 Wired \$129.50.

Tube Tester #625
 Kit \$34.95.
 Wired \$49.95.



RF Signal Generator #324
 Kit \$26.95.
 Wired \$39.95.



Series/Parallel R-C Combination Box #1140
 Kit \$13.95. Wired \$19.95.
 1350 Combinations!



6V & 12V Battery Eliminator & Charger #1050
 Kit \$29.95. Wired \$38.95.
 Extra-filtered for transistor equip. #1060
 Kit \$38.95. Wired \$47.95.



R-C Bridge & R-C-L Comparator #950B
 Kit \$19.95.
 Wired \$29.95.

IN STOCK! Compare, take them home — right "off the shelf" — from 2000 neighborhood dealers. Over 1 MILLION EICO instruments in use throughout the world.

© 1959, ELECTRONIC INSTRUMENT CO., INC., 33-00 N. BLVD., L. I. C. 1, N. Y.

◀ See Page 24 for EICO's BEST BUYS in "HAM" GEAR.



Special Report

Two-way Radio for Everyone

All about the new band just opened by FCC—no test required; equipment available as low as \$50.

A BRAND new 22-lane expressway has been opened to the public. You can use this freeway to talk from your home to your office or to a neighbor's house. Or you can set up your own private telephone system between the mainland and that cabin on the island. The farmer can have a private radio link between the house and the barn.

Just like the taxicabs and police cars, you can now have a two-way radiotelephone in your car with which you can keep in touch with home or office. There are no toll charges to pay. You can use two-way radio for business or for purely personal convenience. Unlike the hams, you don't have to pass a technical

Using International Crystal Mfg. Co.'s "Citizen Bander" (Custom) atop Fawcett Building as base station, **ELECTRONICS ILLUSTRATED** staffer talks to technical editor across New York City with small Springfield unit (top of page).





Here the Marrow Radio Co.'s Desk Radiophone is used in office to contact field units on 4 channels.

This portable radiophone by Gonset has a built-in power supply for 12-volt car battery operation.

examination and you don't have to know anything about electronics to get a Citizens radio license.

If you're a boating enthusiast, you can set up your own ship-to-shore radio system. Just install a Citizens radio on your boat and another at home. In many inland lake areas, which are far removed from shipping lanes, boat owners do not enjoy the safety and convenience of ship-to-shore radio. Now, the berth operator or marine equipment dealer can install a Citizens radio with which he can hear pleas for assistance or more supplies from boats also equipped with Citizens radiotelephones.

Citizens radio is not new, but the class D category is new and low-priced equipment for this 22-channel band is now available from several manufacturers. There are already more than 125,000 Citizens radio stations licensed as class A stations which operate in the 460-470 megacycle UHF (ultra high frequency) band, class B stations which operate on 465.00 megacycles as a single party-line

channel, and class C stations which are not for radiotelephone communication but are used for remote control of garage doors, model aircraft, etc.

The good news about class D is that it operates on 26 and 27 megacycles, near the VHF region. This makes for greater range and allows for simpler and more stable circuitry. It's like going from UHF television to VHF!

Equipment for the new class D service is available in portable, mobile and stationary types ranging in price from \$50 to \$360. Range is ordinarily about five miles between a vehicle and a fixed point. However, if the antennas are up in the clear, 20 mile range and even further might be obtained. Class D stations use AM (amplitude modulation) only and transmitters are crystal controlled, as required by FCC regulations. Each unit contains a transmitter and receiver.

To equip your car with a Citizens radio, you can use a portable set which gets its power through the cigarette




This Vocaline transceiver is for class B only at 465 mc but, class D gear may be forthcoming.



Class D Citizens radio may also be used for business as is this Kaar Engineering Corp. unit.

The power supply of the radiophone is on a separate subchassis; all tubes are shock mounted for mobile use. An external horn speaker is available optionally.



lighter receptacle. Or you can install a more professional type set under the dash, on a permanent basis. In all cases, however, when installed in a car, an outside antenna should be used, even if it is fastened to the car on a temporary basis with a suction cup.

At home, in the office, barn or store, the radiotelephone can be mounted on a table or shelf. Most of the transmitter-receivers will operate from the AC receptacle or from batteries. Various types of power supplies are available to suit the installation.

The kind of performance you will get depends greatly upon the kind of antenna system you install. Most of the sets are provided with built-in antennas which suffice for minimum range. However, better results can be obtained by installing a good outdoor antenna system. It is comparable to operating a TV set with an indoor "rabbit ears" antenna or a good outside antenna. The latter is obviously much better.

Communicating Range

Communicating range depends more on having a clear path between the antenna of the base station and the mobile

unit and less on transmitter power. Over short distances, the signals are reflected around intervening objects, but when two intercommunicating stations are quite far apart, large intervening objects can cause a loss in range.

Range depends also on what else is on your channel at the same time. Background noise, ignition noise and strong signals on an adjacent channel (which may not be heard—but the effect may be felt) may reduce the practical range.

How far one car can talk to another depends mainly on whether there are trees along the road. When trees are in foliage, they absorb radio signals. Also, the range is greater if one or both cars is near or on the crest of a hill. The car-to-car range can vary from less than a mile to as much as ten miles.

Under typical conditions, Citizens radio equipped cars can keep in touch with a base station within a radius of four to seven miles. The range depends upon the location of the base station antenna as well as its elevation above trees and surrounding objects. If the antenna is installed on top of a 100-foot tall building, the theoretical base-to-mobile range is 15 miles.

Antennas

The prospective user of class D Citizens radio has a limited choice in mobile antennas. The radio may be equipped with a small whip antenna that plugs into the top of the set. Outdoors and inside a building this may work fairly well but within the steel body of the car, the range will be limited. It is like installing the headlights inside the car. Some light will get outside, but not anywhere near as much as when the headlights are mounted outside where they belong.

The most obvious type of antenna for the class D Citizens band is a bumper mounted whip. The whip is about 7 feet long and is connected to the radio unit through coaxial cable. The body of the car serves as the ground plane of the antenna system. (Ideally, the antenna should be located in the center of the car roof, but this is generally impractical and unsightly, giving the vehicle a

Toonerville Trolley appearance. So, the best bet is to install it on the rear bumper.)

A shorter version of the whip may also be used. This is the base loaded type with a coil at its base which electrically lengthens the antenna even if it doesn't do so physically. It is about 24 inches long overall and comes in a telescoping version too.


At base stations (home, office, etc.), an omnidirectional antenna is generally used because it enables communication with vehicles or portable sets in all directions. Directional antennas can be used, of course, for fixed station use.

The antenna for a class D station must not extend over 20 feet above the surface on which the antenna support is mounted. If the antenna is mounted on top of a pole protruding from the ground, the antenna and pole must not extend upward more than 20 feet. If


[Continued on page 94]



Class D Citizens band radiophones are ideal for small pleasure boats. Shown is RCA unit.



Antennas for boats, cars, etc., on Citizens band. Two in center have loading coil in base.



Unit is held close to antenna and its knob tuned until bulb glows.

citizens band

Power Indicator

OK

By Jay Hollander


Are you "getting out" with your 27 mc transmitter?

Check its power in an instant with this wavemeter.

ONE of the most likely reasons for poor performance in a small transmitter is no power in the antenna. This absorption-type wavemeter will tell you in an instant whether the energy is actually being radiated. The indication is a direct one—the radio frequencies alone light the bulb. This system is more reliable than a pilot bulb working directly from the power supply. Another convenient feature is that you can tune the transmitter by watching the glow of the bulb. This is important with low power

Panel shows bulb and knob. Tuning scale isn't needed.

At right, all the parts are pictured prior to assembly.



since a tiny misadjustment in tuning quickly reduces the output to zero.

The circuit is simple; a coil, variable capacitor, and a bulb, all wired in series. With the transmitter on, the unit is held close to the transmitter antenna and the knob rotated until maximum brightness on the bulb is seen. The various component values were chosen so that the unit tunes 27 megacycles with the capacitor halfway meshed. Rotating it in either direction enables you to cover the complete Citizens Band.

Once the bulb is lit, the transmitter may be tuned for maximum output. In order not to detune the antenna with the wavemeter, it is a good idea to hold its coil as far from the antenna as possible without losing the indication. However, while using it with a transmitter radiating less than one watt, it appears necessary to place the coil directly against the antenna loading coil, as seen in the photo.

A plastic box encases the coil, bulb and capacitor to prevent damage to them. The plastic does not at all reduce the power picked up by the wavemeter coil. The one used here was salvaged from a Walsco container originally filled with solder lugs.

A wavemeter is not intended to measure exact frequency since it tunes rather broadly. But, due to its simplicity, with no need for a power sup-

ply, it is an excellent power monitor. Use it, too, to tell whether your voice modulation is OK. As you talk into the microphone, the bulb will flicker in step with your words.

When mounting the two L-brackets to the plastic case you'll find it simple to make the holes for the nuts and bolts. Just place the tip of a hot soldering iron on the plastic. After a small hole has melted through, withdraw the iron and ream the hole to desired size with a round file.

For those who wish to wind their own coil, the dimensions are given in the parts list. The commercially available unit however will facilitate construction. One turn was unwound from its lower end to serve as a supporting lead. This is visible in the final photo, connecting to the lower end of the tuning capacitor. Once the plastic case is mounted the coil will be held in its proper place. ●

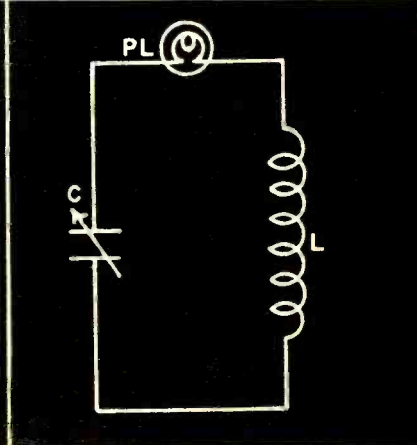


PARTS LIST

- C—35 mmfd variable capacitor (Hammarlund HF-35)
- L—Coil, 15 turns air wound #18 wire, total length 2", diameter $\frac{3}{4}$ " or use ready-made B&W Mini-inductor #3006
- PL—Pilot light indicator, #49 bulb
- Misc.—Scrap aluminum 4"x3", rubber grommet for bulb, 2 small L-brackets, plastic case $2\frac{1}{4}$ "x2 $\frac{1}{4}$ "x1 $\frac{3}{8}$ "

Rear view of completed model. Note L-bracket that holds plastic box to panel.

Bulb is pushed through rubber grommet on panel and the wires soldered to it.

Schematic shows series wiring. Values were chosen to cover 27 mc band only.



how to get

A Citizens Radio License

By Len Buckwalter

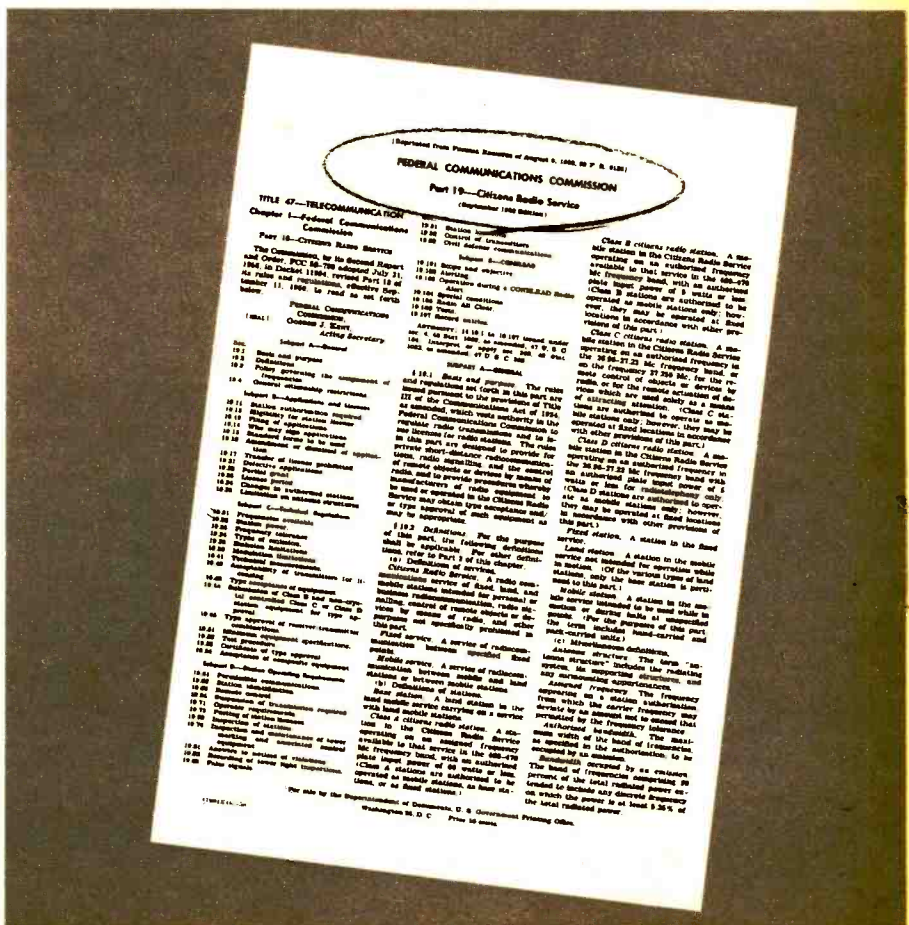
Associate Editor

Fill out and file your application correctly to avoid delay in receiving your station license.

If you're over eighteen and a U. S. citizen, you're eligible for the newest of the Citizens Radio licenses—the class D band. Compared to other FCC licenses, this one's a snap—if you go about it the right way. An improperly filled-out form can cause a delay of months in receiving your license.

The first step is to get a copy of the FCC regulations covering

Part 19 of the FCC's rules and regulations deals with Citizens Radio. It must be in the applicant's possession when the license form is filled out.



this service. It's a 9-page booklet containing a wealth of information on frequencies, operating practices, and technical data that will be of direct interest. Aside from the fact that you must certify on the license application that you have Part 19 in your possession, it serves as a valuable "handbook." Request "Part 19, Citizens Radio Service, September, 1958 Edition." Mail the letter with a dime enclosed to;

Superintendent of Documents
Government Printing Office
Washington 25, D. C.

At present we'll ignore class A, B, and C stations and consider Class D only. These others are at extremely high

frequencies for which commercial "type approved" equipment must be used—and their communicating range is limited compared to the Class D band, around 27 megacycles.

As you read Part 19, several points become apparent. If you decide to build your equipment it must conform to certain specifications. Even if commercially-made or kit units are used it's good to become acquainted with these points since you might want to change the channel frequency or modify the antenna system.

The transmitter must be crystal controlled, you can't tune a dial and transmit in a clear spot in the band. Twenty-two distinct channels are available and

An instruction sheet is provided that explains each of the items found on the Work Sheet.

After this Work Sheet is filled out, items are typed onto actual form, similar in appearance.

APPLICATION FOR CITIZENS RADIO LICENSE

CITIZENS RADIO SERVICE

(Refer to "Instructions for Completion of Form" - FCC Form 150 and FCC Rules Part 19, Citizens Radio Service)

INSTRUCTIONS

General

Before filling out the form, obtain and study a current copy of Part 19, Citizens Radio Service Rules as obtained from the Superintendent of Documents, Government Printing Office, Washington 25, D. C. It is essential that you have this part of the Commission's Rules and you certify on this application form.

A separate Form 500 is required for:

- Each Class A station at a fixed location. (Include on the same form both the location, as well as the mobile units associated with the base station, if any.)
- Each group of Class A mobile units which is to be controlled by two or more operators without base station control.
- Each group of Class B, C, or D stations which is to operate in a separate operating area.

BE SURE TO INCLUDE ALL DETAILS OF THE STATION OR STATIONS TO BE LICENSED. WHEN THE LICENSE IS ISSUED IT WILL CONTAIN ALL YOUR OPERATING LOCATION OR AREA UNDER 1, 2, OR 3, ABOVE AND WILL SUPERSEDE ANY OUTSTANDING PARTICULAR STATION OR GROUP OF MOBILES.

Detach and fill out the sheet marked "Work Sheet" with a pencil or on a typewriter as indicated that you have all the required information written correctly on the "Work Sheet" application form. Keep the "Work Sheet" for your file copy, and send the remainder to the Commission, Washington 25, D. C.

Be sure that you fully and clearly answer all questions which apply to the Class of use and be sure that you sign the form before a person authorized to administer oaths.

DO NOT OPERATE YOUR TRANSMITTER UNTIL YOU HAVE BEEN ISSUED A LICENSE. THE COMMUNICATIONS ACT OF 1934 PROVIDES SEVERE PENALTIES FOR VIOLATION.

If you are in a hurry to use your radio station, your license will be forwarded to you by air mail postage (stamp) with your application. This will not alter the Commission's overall delay by a number of days. If you usually need to get your station into operation you will be notified by collect telegram when your application has been processed. Such a telegram call has been assigned and will permit you to put your station on the air while you wait.

HOW TO FILL OUT THE FORM (INDIVIDUAL ITEMS)

Item 1. If for a Class A station, write the frequencies (see Rules) you desire to use in "Frequencies". If you are applying for a Class B, C, or D station, simply write the words "Class B", "Class C", or "Class D" as the case may be under the heading "Frequencies".

Under the heading "Emission" write either 40P3 or BA3 if you are applying for a Class A or B station. (If your equipment uses frequency modulation write 40F3; if it uses amplitude modulation write BA3.) Emissions other than telephony are authorized for Class A stations if you so desire and describe them properly. Bandwidth wider than 8 kilocycles for amplitude modulation other types may not be authorized, however.

If you are applying for other than a Class A station, write under the heading "Emission" that is, "Class B", "Class C", or "Class D", as the case may be.

If for a Class A station, write the number of transmitters applied for under the heading of station (see Rules) in which the transmitters are to be used. If for Class B, C, or D station transmitters under the heading "Mobile".

Item 2. In 2(a) write the name of the applicant. Individuals should give their names and other business matters. If the applicant is a partnership, the names of all the partners must be the name of the firm. As an example, "John H. Jones, Roger W. Smith, and James A. Anderson (business as) Rapid Transfer Service". Corporations and associations should state their names in their articles of incorporation or association.

APPLICATION FOR CITIZENS RADIO LICENSE

CITIZENS RADIO SERVICE

(Refer to "Instructions for Completion of Form" - FCC Form 150 and FCC Rules Part 19, Citizens Radio Service)

APPLICANT'S FILE COPY

FCC Form 150
September, 1958

CITIZENS RADIO LICENSE

This application permits the use of only one transmitter on one frequency under "Special Conditions" as provided in the Commission's "Radio Regulations" - Part 19, Citizens Radio Service.

Transmitter	Mobile	Class	Power	Class
<input type="checkbox"/>	<input type="checkbox"/>	<input type="checkbox"/>	<input type="checkbox"/>	<input type="checkbox"/>
<input type="checkbox"/>	<input type="checkbox"/>	<input type="checkbox"/>	<input type="checkbox"/>	<input type="checkbox"/>
<input type="checkbox"/>	<input type="checkbox"/>	<input type="checkbox"/>	<input type="checkbox"/>	<input type="checkbox"/>

Class of station (Check one):
 A
 B
 C
 D

Special Conditions:
 For Commission Use Only
 For Applicant Use Only

Name of applicant:

 Address:



 City: _____ State: _____
 Zip: _____

Signature: _____
 Date: _____

FOR COMMISSION USE ONLY

FOR APPLICANT USE ONLY

ALL INFORMATION ON THIS APPLICATION AND ATTACHED MATERIALS ARE CONFIDENTIAL REPRESENTATIONS. AND ALL MATERIALS ARE A FEDERAL PROPERTY AND ARE NOT TO BE REPRODUCED OR TRANSMITTED IN ANY MANNER WITHOUT THE WRITTEN PERMISSION OF THE FEDERAL COMMUNICATIONS COMMISSION.

FCC Form 505 September, 1958		Form Approved Budget Bureau No. 52-R173-B		4. Class of station (Check one) A <input type="checkbox"/> B <input type="checkbox"/> C <input type="checkbox"/> D <input checked="" type="checkbox"/>		AUTHORIZATION FOR COMMISSION USE ONLY 2W1444 CALL SIGN	
CITIZENS RADIO LICENSE This authorization permits the use of only such transmitters as are specified under "Special Conditions" and those appearing in the Commission's "Radio Equipment List, Part C," and designated for use in the Citizens Radio Service.							
1. FREQ/CLASS Class D		2. EMISSION Class D		3. NO. OF TRANSMITTERS 3		4. If mobile units, or other class of station at temporary locations, are included in this authorization, show area of operation NEW YORK STATE	
5. Name (see instructions) Leonard Buckwalter		6. Location of transmitter(s) at a fixed location Number and street (or other indication of location) 206 Hampton Ave. Brooklyn 85, N.Y.					
7. City 		8. County 		9. State 		10. Term of authorization: This authorization is effective March 19, 1959 and will expire 3:00 A. M. EST March 19, 1964 and is subject to further conditions as set forth on reverse side. By direction of the FEDERAL COMMUNICATIONS COMMISSION It  SECRETARY 	
11. Latitude 		12. Longitude 					

The license itself (above) is renewable every five years. Note call assignment at upper right.

range from 26.965 to 27.255 megacycles. If you desire to change channels by plugging in a different crystal it must be identical in type to the one supplied (except for frequency, of course). The requirements are that the crystal tolerance be .005 percent. Keep away from war surplus crystals since they will not perform in the same manner as the more recent "overtone" type used in most Citizens Radio gear.

Crystal control is used on some of the receivers, too, which eliminates the need for receiver tuning. In this type, the receiver crystal (s) are replaced when the transmitter frequency is changed. This is not necessary if a tunable receiver is employed. The frequency of a receiving crystal is not the same as the transmitter crystal, though both are on the same communicating channel. Consult the manufacturer for this information, since it varies from one unit to the next.

The rules go on to state that Citizens Radio is for "short-distance radiocommunications." Consequently there are certain limitations on power and antenna. The final RF amplifier is limited to an input power of 5 watts (deter-

mined by multiplying the plate current by the plate voltage of the final tube). Also, the antenna may not exceed a height of 20 feet above any man-made or natural formation. The transmission line from the transmitter to the center of the radiating portion of the antenna must not exceed 25 feet. The implication is that you can't place the transmitter and antenna on top of a mountain while you sit in the valley with a long mike cable and control wires—you have to be on the mountain, next to the equipment. Check the other antenna considerations in Part 19, especially if you live close to an airport.

The regulations provide useful information for the individual who wants to design and build his own gear. The specs on bandwidth, emission, and modulation are given. Of course this is automatically taken care of if commercially-built equipment is purchased.

The license application form itself is usually packed with the equipment you buy. If not, request "FCC Form 505, September 1958." There is no charge for this form. The address is:

[Continued on page 87]

ET builds a citizens band

Walkie-Talkie

The first to appear in kit form, these Springfield units provide effective short range communications.

THE portability of a walkie-talkie makes it a valuable adjunct to many fields. This type of unit can lend itself well to construction, farm, TV service work, boating, and sports events. They even have been used up and down an elevator shaft to coordinate the work of two repairmen.


The Springfield Enterprises units described here are available in semi-kit form. The word "semi" is used since the electronic chassis is wired at the factory with just the battery case, transformer, and handset interwiring left for the builder.

The actual construction steps, detailed in the photos, took about three hours per unit. Although no particular difficulty was encountered, there are a few precautions to be observed. The electronic chassis has several air wound coils which must not be crushed or altered in any way as the chassis is positioned in the metal case. Just don't force it into position, angle it around until all the mounting holes line up correctly.

The telephone type handset comes wired with a straight cord that the builder replaces with a retractable coil cord. This coil cord, supplied with the kit, is terminated on each end with three wires. It is important to insert the end of the cord with the



Tests were conducted in busy midtown area. Other unit was atop high building nearby.



Knob on case, below handset, tunes receiver. Transmitter frequency is crystal controlled.



longer wires into the handset. The shorter leads are then inserted into the main chassis case. If this is not done, the lengths will not reach their proper lugs.

It is strongly recommended that once the unit is wired, and batteries inserted, that the voltages be checked with a meter. There are convenient test points on the chassis. This can avert a mishap with batteries or components stemming from incorrect wiring.

After completing the two units, it was decided to check them out in an area of tall buildings. Between many points in a quarter-mile radius they performed well, especially when the two antennas could "see" each other. Where obstructions blocked the signals the results, of course, were erratic.

Since the operating frequency is 27.225 mc, bordering on the lower edge of the VHF region, the range should in-

1. All the components supplied are pictured here. 2. Topside view of electronic chassis. Three dual-triode tubes plug into sockets. Finger points to crystal that controls transmitter.



5. Chassis is carefully slipped into place, then bolted. 6. Completed unit with side panel removed and all wiring finished. Note the upside-down position of the three miniature tubes.




crease considerably when the units are used in open country or at high elevations. In some cases "skipping" will carry signals great distances, though you can't count on these paths for daily, reliable communications.

This kit is available in separate packages as follows: the electronic chassis is \$18.98; hardware, handset cradle, case, battery holder, cord, and antenna at \$9.98; handset is \$6.98; matching trans-

formers (2) are \$1.98; and crystal is \$3.98. Thus, the total cost of each unit amounts to \$41.90. Batteries, which are purchased separately, amount to \$5.73 for each set.

It is possible to change the frequency of these units by plugging in a different crystal. It is important to follow the manufacturer's recommendation on this since the crystal must be of the proper cut and frequency tolerance. —●—

3. Underside view of electronic chassis showing prewiring of critical circuits done at the factory. 4. Audio transformers are at upper left. Battery holder is slipped into place at lower right.



7. Battery complement, visible here, includes six 1 1/2 volt cells and two 6 1/2 volt cells. Four printed sheets are instructions. 8. To right of antenna a non-metallic screwdriver tunes the output.



Arizona rappelling in mountains of Columbia courtesy of RCA International

RCA Service Co. Technicians enjoy skin diving in Caribbean.

how to get

Overseas Jobs in Electronics

By Harry Kursh

What are your chances of landing a job outside the United States? What's it like working abroad?

A WASHINGTON, D. C., newspaper erroneously reported that a certain agency in the Federal system was a key source of information about jobs for Americans who want to travel abroad. Within a week the office was swamped with nearly 10,000 letters. Unfortunately, the office was unable to help any of the job seekers, but many officials learned the hard way that the travel bug had bitten America.

Never before have so many Americans traveled abroad, but the most enviable of them all are the lucky ones who get paid while overseas. At the moment, it is estimated that some 300,000 Americans are working outside the United States, and many more



Arabian American Oil Co. technician works in Saudi Arabia with local assistant.

would like to see what's over the horizon.

Let's face it: these jobs are not easy to get. But if you know the ropes, you're a giant step ahead of the others. In addition, if you happen to be qualified in some area of electronics, you're in a better boat by far.

Where would you like to go? Europe? Asia? Africa? Are you the kind who likes to hunt and fish on your time off? Climb mountains? Sightsee in exotic corners of a remote country?

Or do you want something that will test your ruggedness, like tackling the electronics maintenance problems in the frozen Arctic? Or do you want the kind of job that will enable you to sock away lots of moolah so that you can come back to the States with a fat bankbook?

To help you find what you're looking for, *Electronics Illustrated* had me con-

tact experts in the United States Department of Labor, the Department of Commerce, Civil Service Commission, and some three dozen private corporations in the electronics field. In addition, I talked with the personnel chiefs of several government agencies in charge of overseas projects for which electronics specialists are employed. Out of all this, we can put together, step by step, all the facts that can help you beat the competition for overseas jobs.

But first let's look at some essential background: Of all the Americans working abroad, only about 25,000 are employed by private firms. This means that the bulk of overseas jobs are with governmental agencies such as the Army, Navy, Air Force and the Federal Aviation Agency. This does not mean that you have to enlist in the armed forces, but it does mean that your

chances of getting an overseas job as a civilian are best if you have, or get, Civil Service status.

What about pay? Working conditions? Social life? Opportunities for continued employment? You can get a fairly good idea from these typical replies from a spokesman of a large electronics company engaged in missile tracking in the Carribean.

Q. Do you require technicians to sign contracts?

A. *No. One year, however, is the desired and normal tour of duty overseas.*

Q. What is the range of pay for technicians?

A. *It ranges from \$85 to \$110 per week.*

Q. Are there any "extra" compensations?

A. *There is a 30 percent differential paid to technicians overseas. Room and board is furnished.*

Q. What are the working hours overseas?

A. *Normally the hours are from 7 a.m. to 3:30 p.m.*

Q. What about time off and vacations?

A. *Five days vacation every three months and a four-week vacation after one year. After working hours each man is on his own.*

Q. What are the living accommodations like on these islands?

A. *Generally barracks type, more often a large barracks building divided into two to five-man apartments, furnished with beds, lockers, etc.*

Q. Can families accompany technicians overseas?

A. *Bringing families is not encouraged. There are family accommodations at some locations, but since job locations sometimes shift, it is not conducive to family life.*

Q. What sort of social and recreational facilities are available for overseas personnel?



A. *It is usually limited in terms of physical facilities. Hobbies are very big, especially skin diving and aviation. Many men learn to fly, even buy their own small planes.*

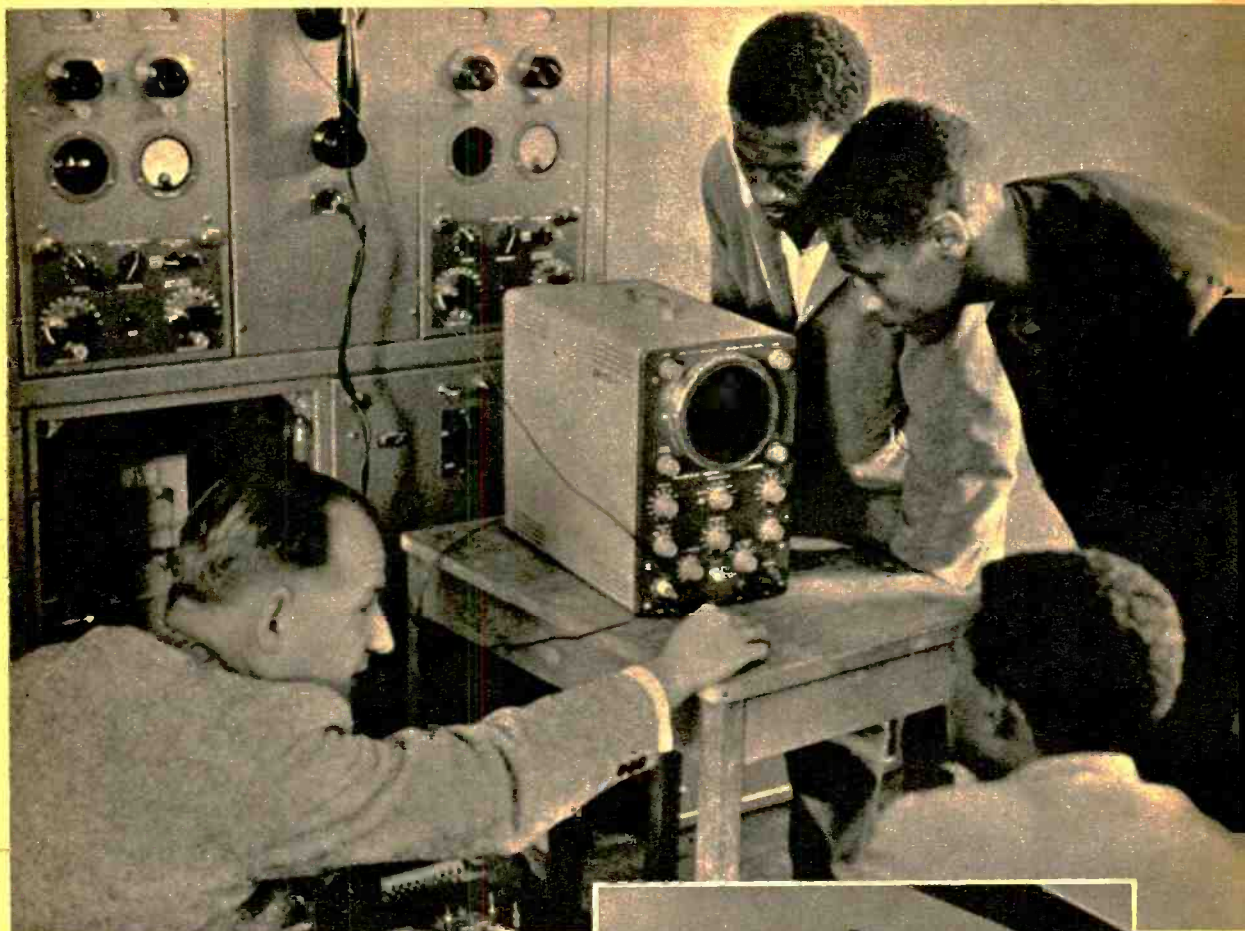
Q. What promotional opportunities are open to men overseas?

A. *Very good because of the turnover*
[Continued on page 103]


Creole Petroleum operates this floating power plant in Venezuela. Where there's electricity there are usually components that need care.

Here is a typical missile tracking station on a small Caribbean Island. It is operated by the RCA Service Co.; home base in Florida.





Many newly emerging countries are trying to develop a native skilled labor force. Here a foreign instructor in electronics has journeyed to exotic Ethiopia to teach the finer points of the oscilloscope. At right, under photo of Emperor Selassie, local students try their hand at tuning several modern communications receivers.



June, 1959

how to Listen To Stereo

By Robin Lanier

Vary your speaker placement according to these suggestions for the most pleasing stereo effect.

YOUR new stereo outfit doesn't give you the exciting musical "space" and "direction" you hoped for?

Maybe all it needs is a small change in the position of the two loudspeakers. They have to be in the right places if you are to get the third dimension effect that makes stereo such a big experience.

And *you* have to be in the right place, too. Lets be frank about stereo listening. The complete stereo effect with its miraculous sense of reality depends largely on your sitting in a fairly small area which is in front of the speakers and at the same distance from both of them.

In other parts of the room the sound will be wonderful, with a full, rounded tone superior to most of what we go from mono-

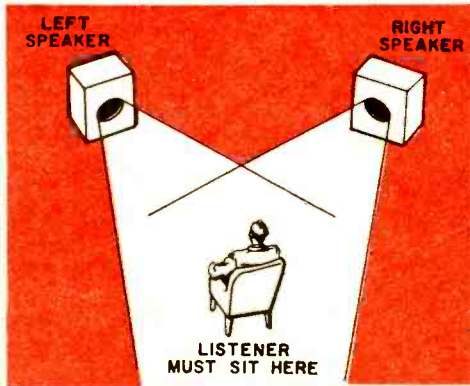



Fig. 1. Although this arrangement restricts the listener to a small area, effects of the room on the sound are minimized. The ears are tightly "coupled" to the speakers and receive the sound directly, with no bounce from other surfaces.



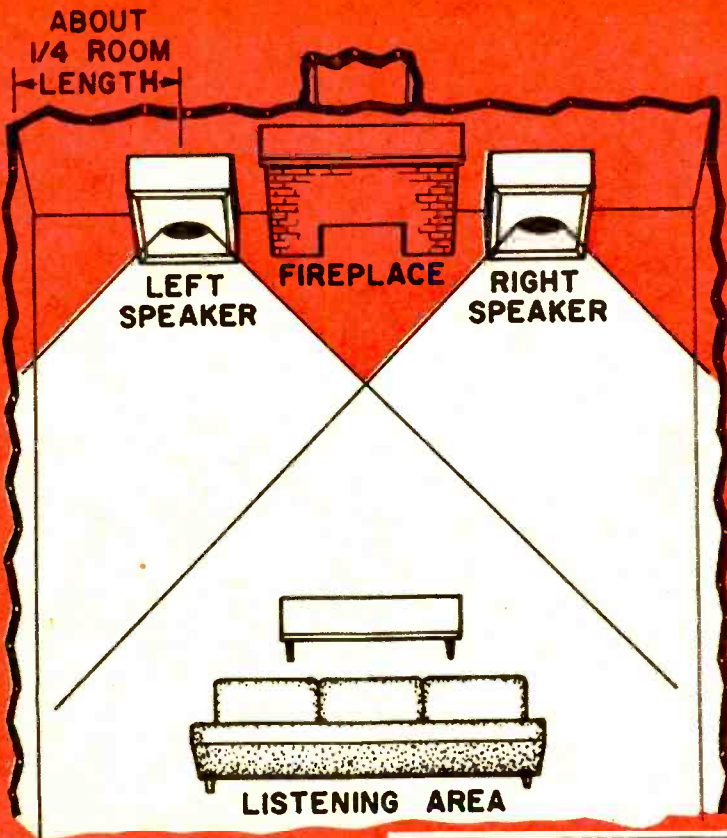


Fig. 2. Above, standard placement in a rectangular room compromises between directional and diffused sound.

Poor separation between left and right sound channels results when the two speakers are too close together.

If both speakers face into corner (note left speaker), sound deflects in several different directions.





Pointing speakers outward aids separation when enclosures must be near each other.

phonic reproduction. But when everything is properly set up and you are in the right place to listen, amazing things happen. With a good stereo record, you have the sensation that the instruments are *right down there*, on a stage some distance in back of your living room wall. When a full orchestra lets go in a fortissimo it is bigger than anything you ever heard in your living room before.

The first general rule is that the middle and high frequencies should reach you directly from the speakers (or on one bounce, as described later) with no upholstered chairs, tables, or other objects between your ears and the speakers. Let's say the plan of your living room is somewhat like that shown in Figure 2. The speaker placement that usually works best is illustrated. The listening area is where the beams of highs from the two speakers cross, and you must be fairly close to the same distance from the two speakers.

The speakers should be far enough apart to make an angle of about 35 to 70 degrees with the listener. If the two speakers are too close together, stereo effects will be lost; if they are too far apart, there will be the much-discussed "hole-in-the-middle" that splits the sound image into two separate parts.

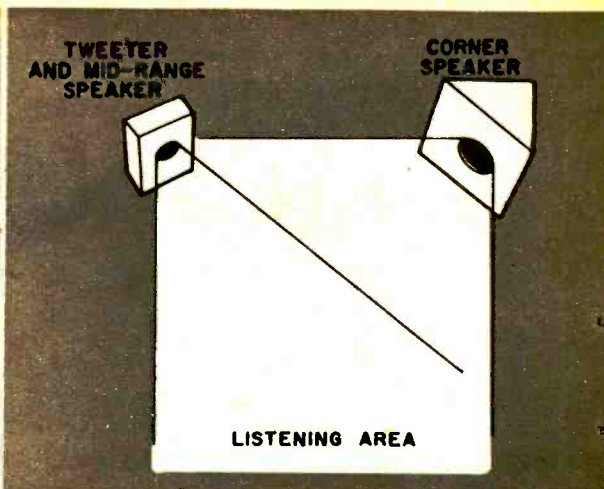





Fig. 3. A tweeter and mid-range speaker may be used with a corner unit as described in text.

What about putting the speakers right in the two corners? As everyone knows, this position produces the strongest bass with any given speaker. It will work well for stereo if, again, the speakers are not too far apart. Since the two beams of highs are coming directly at you, you will get a stereo effect, but it may sound unnatural with speakers spread so widely.


There is another arrangement, producing what we can call "ultimate stereo" shown in Figure 1, which you may like—some listeners do. (Personal taste is a big factor in stereo speaker arrangement, as it is in every part of high fidelity.) The two speakers are fairly near the listener, each about 3 to 6 feet away, and pointed directly at him so that the centers of the two beams of highs cross at his head. The tweeters should be about on a level with the seated listener's ears.

This arrangement approaches closely the effect you get from listening to stereo with headphones. It will bring out that "right there" quality in many stereo records that otherwise have a rather diffused sound. However, it is extremely sensitive to movement on your part—move your head a foot or two and everything changes.

The differences between this place-
[Continued on page 102]



Solar cell is at top center. On front panel are large tuning knob and volume control.



A Sun Powered Receiver



By Lester Thayer

Build a sensitive receiver powered by the sun. Its solar cell eliminates the need for batteries.


HERE is a superhet broadcast receiver that uses no conventional battery in its power supply. The operating voltages are generated by a silicon solar cell. Not only will it function in sunlight, but develops enough power from strong artificial light so it may be used indoors too.

No external antenna or ground is required due to the sensitivity of the superheterodyne circuit used. Building time is not unduly long since the design has been simplified as much as possible. It is important to use the parts specified for proper operation of the completed set, especially the coils and transformers. Proper tracking and sensitivity of the set depends on a matched set of coils and tuning capacitor, as stated in the parts list. Total cost of parts and solar battery (\$22.50) is about \$50.

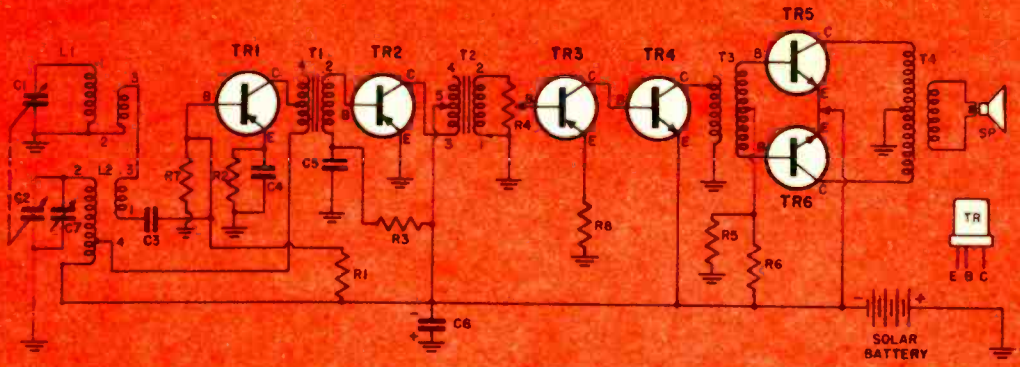
Most of the components, transistors, resistors and capacitors, were wired on a plastic board that measures 5 $\frac{1}{8}$ " by 1 $\frac{3}{4}$ ". A perforated phenolic board will also serve the purpose and is easily



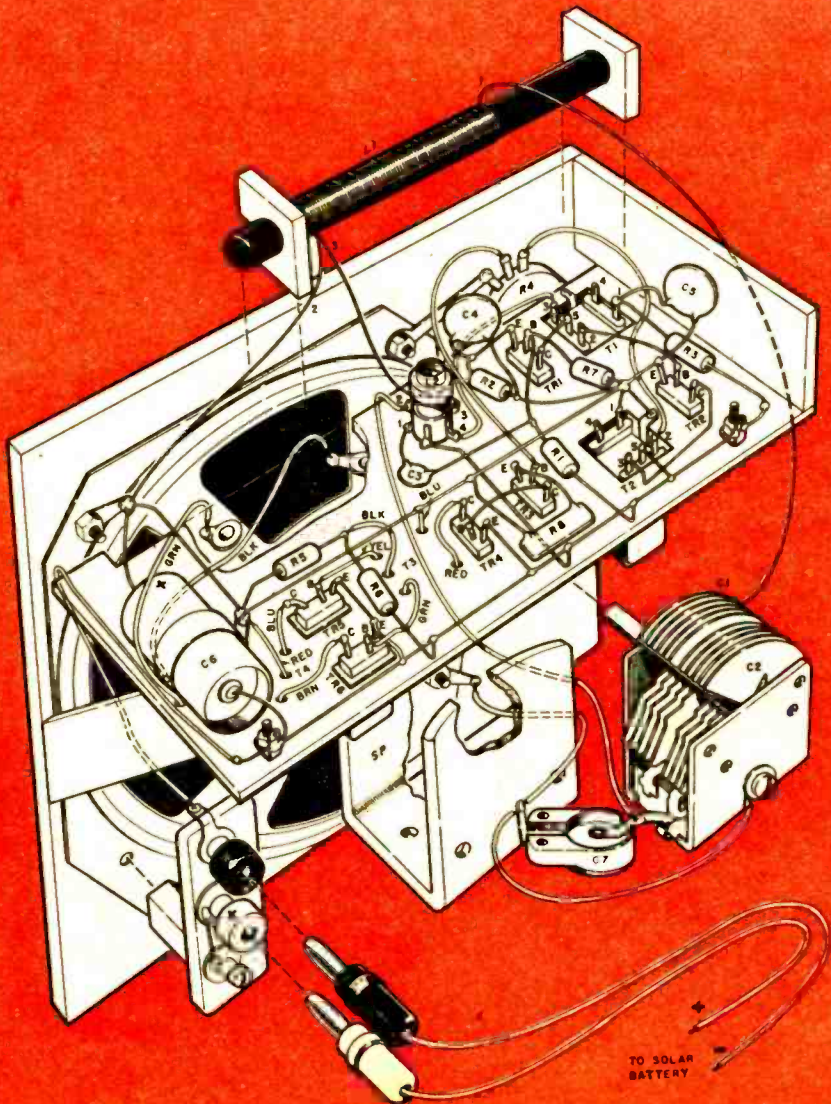
After removal from cabinet, top of chassis is visible. When fastening speaker to front panel be sure it doesn't strike any components on chassis. Photo at right shows solar cell, top view.




The radio will play when placed under strong artificial light. 150 w bulb used here.




Note, in lower right of wiring guide below, plus and minus leads to solar battery. Plus lead connects to red terminal on solar battery, minus to the other.





Underside of chassis. Antenna loopstick is at the bottom, mounted in plastic brackets.



Solar cell is fastened to transparent top panel. Finger points to red (+) terminal.

available. Note that the speaker, volume control, tuning capacitor, and loop antenna all mount to the front panel of the case. The case used by the author is not a standard component. However, one may be fabricated by the builder to the following dimensions; 6½" wide, 2¾" deep, and 5¼" high. Don't use metal—wood or plastic should be employed to prevent shorts.

After construction has been completed, alignment should be done to bring the set to its maximum sensitivity. If a signal generator is not available it is possible to line it up "by ear." First, close the oscillator trimmer and open the antenna trimmer, both on the main tuning capacitor. They are the two screws located on the body of the capacitor. The oscillator section (C2) has an additional trimmer to increase its tuning range. It is C7 and should be adjusted to its maximum capacity position along with the oscillator trimmer on the tuning capacitor.

Next, close the main tuning capacitor plates to about half-way. With a non-metallic screwdriver, adjust the slug in the oscillator coil (L2) and at the same time rock the tuning capacitor in the center of the dial until a station is heard. Gradually shift the rocking of main tuning capacitor until it is nearly closed, bringing in the local station in your area nearest 600 kc. Return the dial to about 1,000 kc and adjust the oscillator trim-

mers to bring in the loudest signal. Return to the 600 kc station, and while rocking the dial at this point, adjust the oscillator coil slug for loudest reception. Repeat these last two steps until no more than one-quarter turn of the slug is necessary. Adjust the antenna trimmer to peak the weak, usually the upper, end of the broadcast band.

You will notice that the author's model uses no on-off switch. If this is desired, purchase the volume control R4 with a switch on it. Wire the switch in series with the positive lead from the solar cell to ground. —●—

PARTS LIST

- C1,C2—Main tuning capacitor. Use Miller # 2110
- C3—.002 mfd disc capacitor
- C4,C5—.01 mfd mica capacitor
- C6—100 mfd & volt electrolytic capacitor
- C7—7.45 mmfd ceramic trimmer capacitor, variable
- R1—100,000 ohm ½ watt resistor
- R2,R6—560 ohm ½ watt resistor
- R3—33,000 ohm ½ watt resistor
- R4—1,000 ohm potentiometer, audio taper, with on-off switch if desired (See text)
- R5—2,700 ohm ½ watt resistor
- R7—27,000 ohm ½ watt resistor
- R8—500 ohm 2 watt resistor
- L1—Antenna coil, Ferrite. Use Miller # 2033
- L2—Oscillator Coil. Use Miller # 2002
- T1—IF input transformer. Use Miller # 2041
- T2—IF output transformer. Use Miller # 2042
- T3—Driver transformer (Argonne AR-109)
- T4—Output transformer (Argonne AR-119)
- TR1—RCA 2N247 transistor
- TR2—Raytheon CK768 transistor
- TR3—RCA 2N109 transistor
- TR4,TR5,TR6—Sylvania 2N35 transistor
- Solar Battery—International Rectifier SM5-1020A
- SP—Speaker, 4" with 3.2 ohm voice coil

Miniaturization is **BIG!**

By Mel Mandell

Making electronic parts smaller and smaller to meet demands of the Space Age is now an American art.

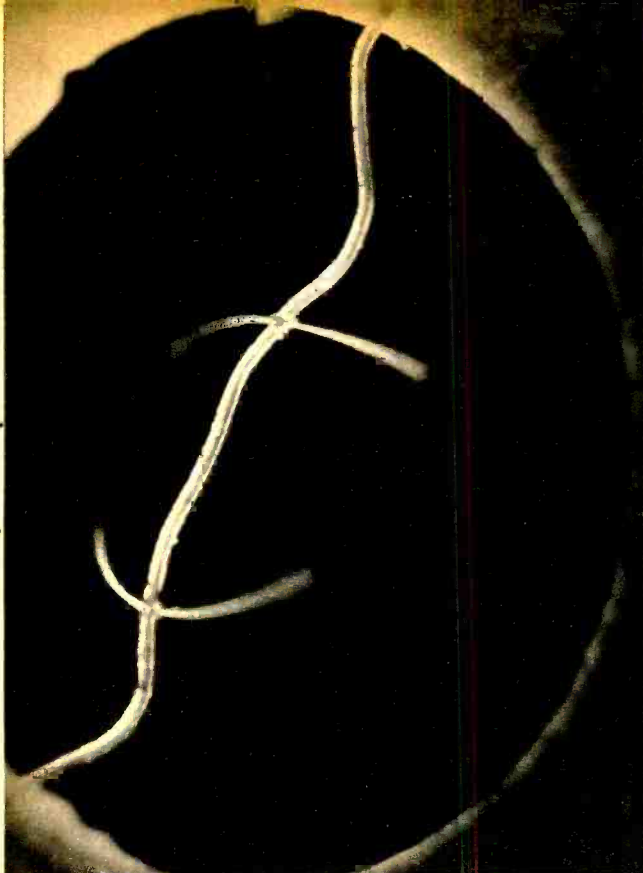
GETTING a big kick out of your little transistor radio? Impressed by some hard of hearing relative praising his new "invisible" hearing aid?

These advances must be credited to the new American art of electronics miniaturization. Yet they are primitive compared to the wonders that will eventually come about as a result of our race to the moon and beyond.

Although foreign craftsmen have traditionally been the leaders in making tiny, precise units, a growing army of American housewives has taken over the title as masters of the miniature. Working with powerful microscopes in factories that are more antiseptic than hospital incubator rooms, American workers,

Magnifying lens, tweezers are used to inspect Honeywell sub-subminiature snap switch weighing 1/28-ounce. Missiles, aircraft use hundreds like it.

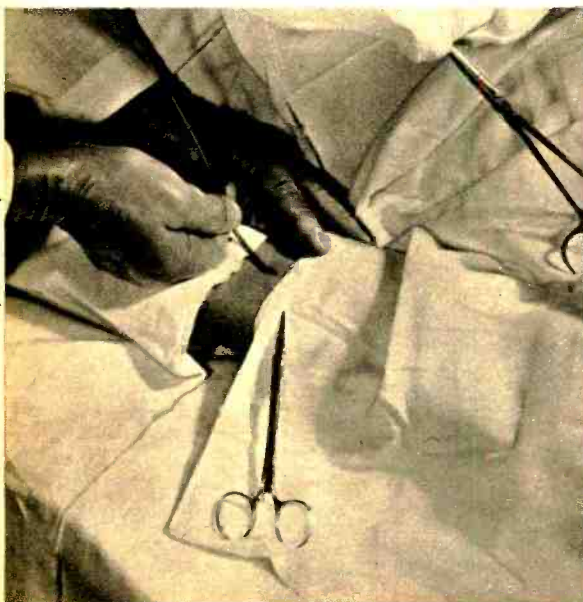




Thinner than a human hair, strand of nylon is threaded with .001" wire at G-E lab. One-mil drill makes holes for X-ray diffraction.

Solid-state devices have aided advance of miniaturization. Here, ends of tiny diodes are "tinned" at Hughes Aircraft Co. plant.

Sensitive Gulton microphone at end of heart catheter is so tiny it does no damage passing through arm vein and chest into the heart.



most of them married women, are mass producing the fanciful designs of scientists and engineers who specialize in shrinking.

Most of their electronic products handle familiar jobs easier, faster, or more attractively. But the most exciting examples of miniaturization do what has never been done before. These are the sensitive instruments crammed inside the American satellites and moon probes—tiny gauges that are unlocking the secrets of space. Here on earth, tiny diagnostic microphones that can be slipped into a living human heart are performing equally exciting “miracles.”

It is not possible to say just when miniaturization began. The development of the famous proximity fuse of World War II was a big boost. This midget radio or radar set, placed in the warheads of naval and artillery shells, insured many more hits by causing the shell to explode close to the target so that some deadly shrapnel was sure to hit.

The late Harry Diamond, the man who headed the team that conceived the

proximity fuse, coined the word “miniaturization.” Since the latest proximity fuses are only 1/100 the size of the original, it’s not surprising that Diamond’s “miniaturization” has lost out to new c a t c h w o r d s — sub-miniaturization, micro-miniaturization, and now ultra-miniaturization.

Researcher David A. McLean, of Bell Telephone Labs, says that an object, to deserve the title of “miniature,” should be at least 50-75 percent smaller than the previous standard version. Therefore, a “sub-miniature” part should be at least half the size of the older miniature version, and so on.

When they sit down to design miniature electronic parts, engineers generally throw away the rule book. They rarely hesitate to work with costly materials such as palladium, rhodium, ultra-pure silicon, or comparatively cheap gold. Since only specks are used, it doesn’t matter that some of these metals cost up to \$500 per ounce!

Some accidental innovations have given these designers a big helping
[Continued on page 98]




Final assembly room of G-E miniature relay plant in Waynesboro, Va., is typical of anti-septic precautions taken in miniaturization. Sealed off from rest of building, assemblers work over microscopes in room where the temperature and humidity of dustless air is very rigidly controlled. Right, inspector electronically tests friction of miniature ball bearing.

Closed circuit TV with magnification supplements microscope in checking crucial tolerances of stereo needle at Fidelitone plant.




Latest ordnance proximity fuse barely covers a finger tip. It is shown in comparison with recent, almost obsolete miniaturized version.



Smaller than a man's thumb, this G-E motor is rugged enough to withstand stresses of high altitude flying, temperatures down to -67°F.

Working parts of latest Otariion "Listener" hearing aid, packed into temple bar of eye glasses, are twice as powerful as 1954 model.



Miniature Precision Bearings, Inc.



build your own
Weather Station-2

By Paul Hertzberg

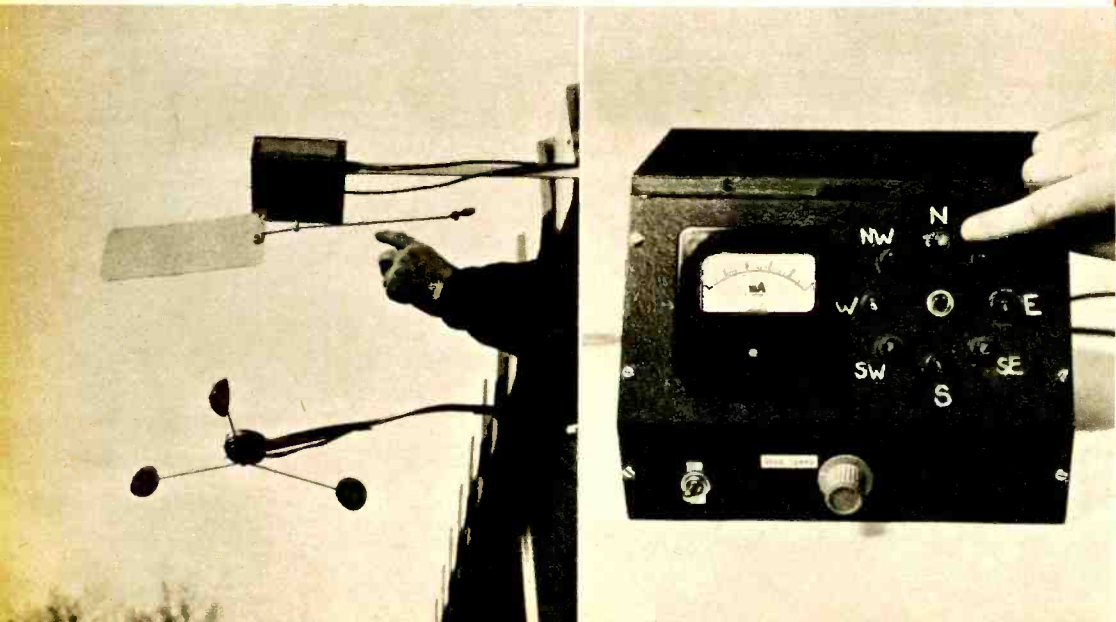
This month a wind direction indicator is added to the wind velocity meter described last month.

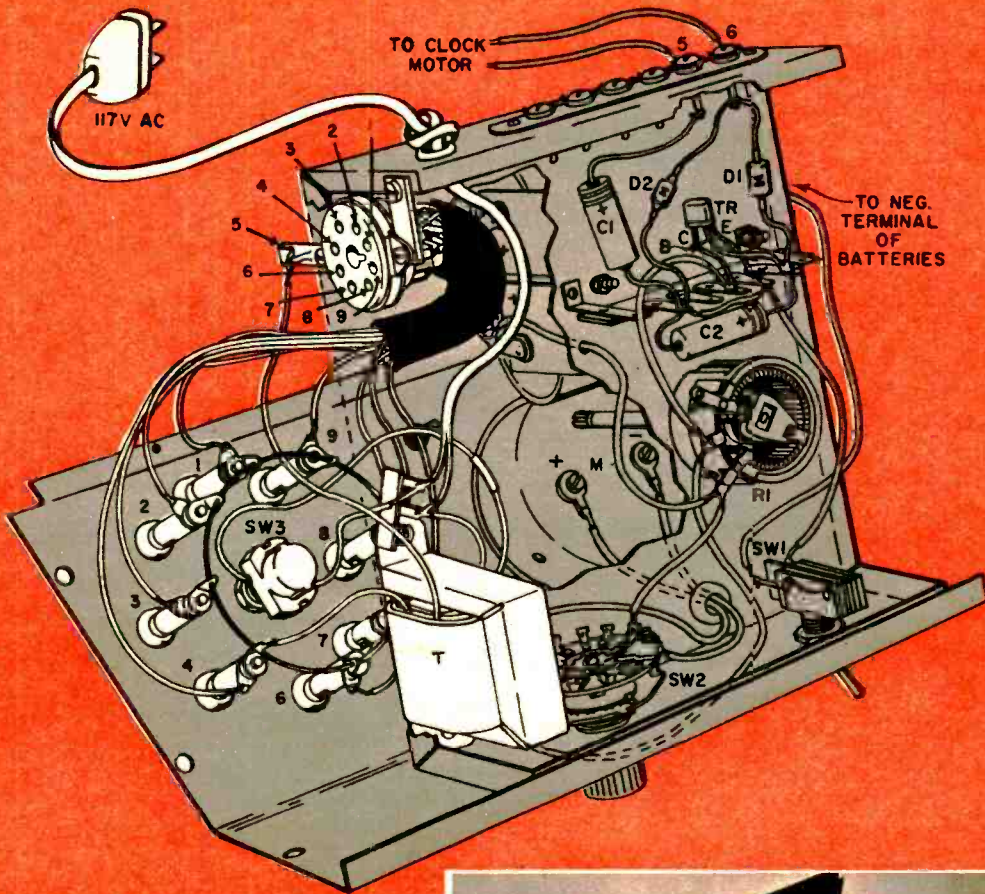
WIND direction can be of great value in weather forecasting. Winds from certain directions usually carry specific types of weather with them. With this device you will be able to detect changes in the wind's direction.

It is constructed in conjunction with last month's wind speed indicator. If you wish to build this direction indicator alone, some slight changes will be necessary as far as housing the indicator bulbs.

A portion of the front panel of the wind speed indicator was originally left blank so the indicator bulbs for direction could be mounted at this time. Eight bulbs are equally spaced around a 2½" diameter circle on the front panel of the cabinet. Each bulb is pushed through a rubber grommet with a ⅜" opening mounted in a ½" panel hole. An on-off switch is mounted at the center of the circle of the bulbs. This switch controls the AC line voltage to the small filament transformer that lights the bulbs.

Finger points to wind direction indicator on bracket. Note the vane on one end, counterweight on the other. Box above it is sender housing. Last month's velocity indicator is mounted below. At right, bulbs show wind direction.





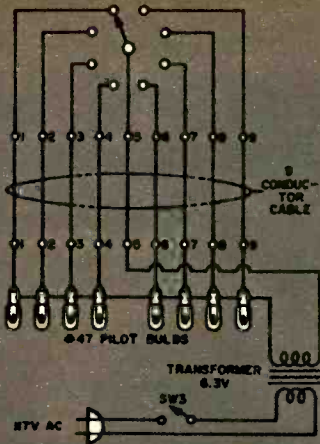


In guide above, parts and wiring in white are the added components for building wind direction indicator.

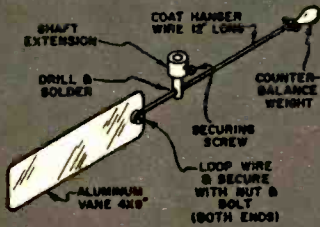
Note circle of indicating bulbs on rear of panel. Finger is pointing to transformer T below the chassis.

Segments in sender box correspond to the eight compass directions. The wiper contact arm is pointed out.

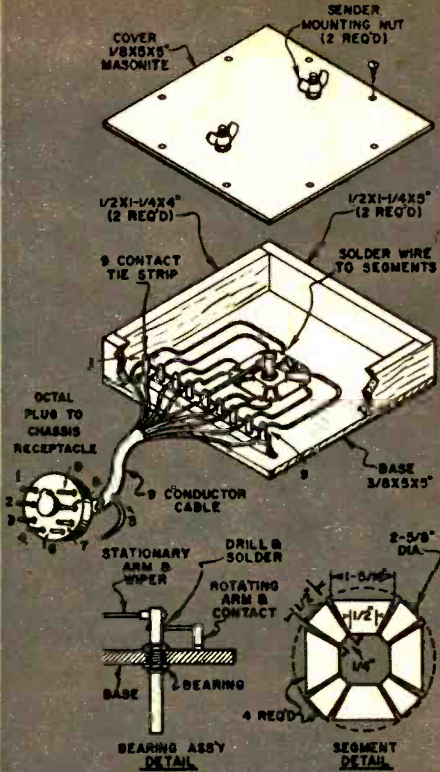




Circuit schematic. Segments and wiper arm are at the top, chassis parts below.



Detail of wind vane construction. The counterweight may be a lead sinker.



Sender box with associated components. Apply Grafolene lubricant on segments.

Mount the small transformer close to the front panel on the under side of the chassis. This will still leave space for any additional construction parts for the future. A small tie lug is used to join the incoming line cord, the input leads of the transformer and the on-off switch. One lead of the secondary (6.3 volt winding) is common to all the bulb shell contacts and the other lead goes to the rotating arm of the sender unit by way of a nine conductor cable. Terminate all the bottom contacts of the bulbs at a female connector mounted on the side of the chassis. The author used a junk box octal connector and used the chassis as the common ninth connection. Make sure the leads are in order as are the points of the compass. The sending unit is constructed with a piece of $\frac{1}{2}$ " wood serving as a base. A 5" square piece will do nicely. If you wish more "elbow room" to work, increase the size to 6" square. Mount a panel bearing through


a suitable size hole in the center of the wood. Cut out 8 pieces of metal to be used as the contacts as shown in the plans. Fasten these contacts in place with small nails. The wiping contacts can be made quickly from any heavy stiff wire and some scrap pieces of brass or bronze. Solder leads from each contact segment onto the tie lug strip in order, as the points follow around the compass—N, NE, E, SE, S, SW, W, NW.

The sender is totally enclosed by
 [Continued on page 107]

PARTS LIST

- T—Filament transformer 117 volt AC primary to 6.3 volt AC secondary (Stancor PS-8415 or equiv.)
- SW3—SPST on-off switch
- Pilot bulbs—Eight #47 lamps with bayonet sockets
- Misc.—Cable (9 conductors), nine $\frac{1}{2}$ " rubber grommets, phosphor bronze or brass for segments, octal plug and chassis receptacle, 9-terminal tie lug, wire coat hanger, AC line cord, wood $\frac{1}{2}$ " pine or plywood for box, shaft extension, bearing assembly.

Electronic Lawn Mower



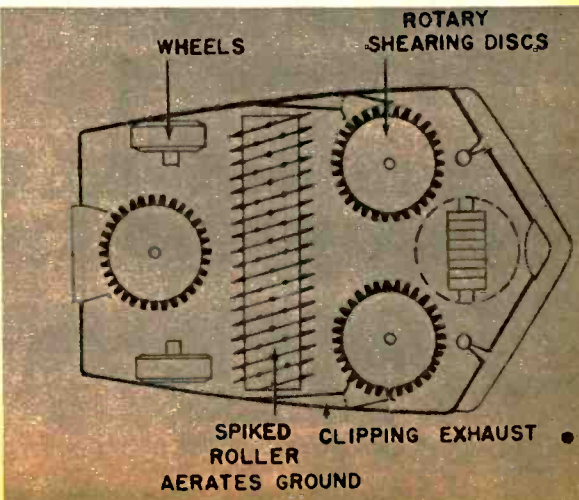

Whoosh! The lawn mower of the future is off on its electronically-appointed rounds, eliminating backache and leaving an attractive, well-fed lawn in its wake.

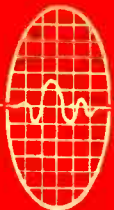
HOMEOWNERS, rejoice! Soon you won't have to do any work at all when lawn mowing time rolls around. The device that will make this wonderful state of affairs possible already has been put on the drawing boards by Moto-Mower, Inc. An electric eye will "read" the height of the grass. If it is tall enough to require cutting, the mowing cycle is started automatically—if the moisture gauge says the grass isn't too wet.

Solar-charged batteries power the mower, which has three overlapping toothed shearing discs and uses the same cutting principle of some electric razors. *[Continued on page 113]*


Sun-tracking solar energy collector and antenna sit atop mower's shelter. Control panel has knobs for setting cutting height, speed, etc.

Clippings are expelled through side and rear exhaust ports. Spiked roller can also dispense chemicals. Steering roller (front) pivots 180°.







E I Picturescope



Printed circuitry has invaded the world of electric motors. At left, conventional DC armature sits beside printed counterpart which weighs $\frac{1}{8}$ as much. "Pancake" requires no hand soldering. Made by Photocircuits Corp., it is expected to find widespread use in fractional horsepower sizes used in magnetic tape transports, etc.




The Irritation of searching for a parking space is over for hurried doctors at Good Samaritan Hospital, Phoenix. A new electronic parking lot gate can be raised only by inserting a "key" card into a slot where it is "read" by a photocell. When the car's wheels hit a treadle on the other side, the gate closes again, automatically.



Cadillac Cyclone



Using doppler radar, Delco Radio has developed a proximity warning device for cars. It is being used for the first time in the nose cones of the Cadillac Cyclone, above. At right is the breadboard design. A reflex klystron generates power at 16,140 mc which is piped to one reflector and beamed ahead of the car. These microwaves bounce back when they strike an object ahead, and are collected by the other reflector. Piped to a crystal detector, the frequencies of the outgoing and incoming signals are compared. Any relative motion between car and object ahead causes a frequency difference which, when amplified, activates in-car warning devices on dashboard.

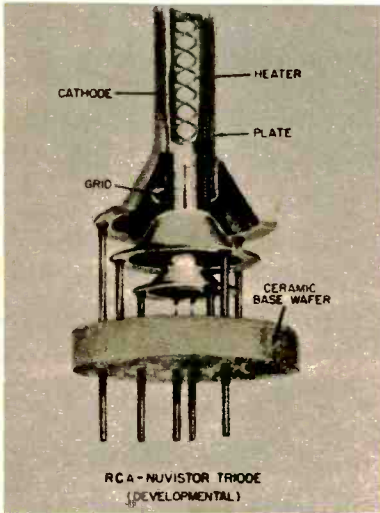


Introducing the Nuvistor


New thimble-sized electron tube design is hailed as a major breakthrough in increasing tube life.

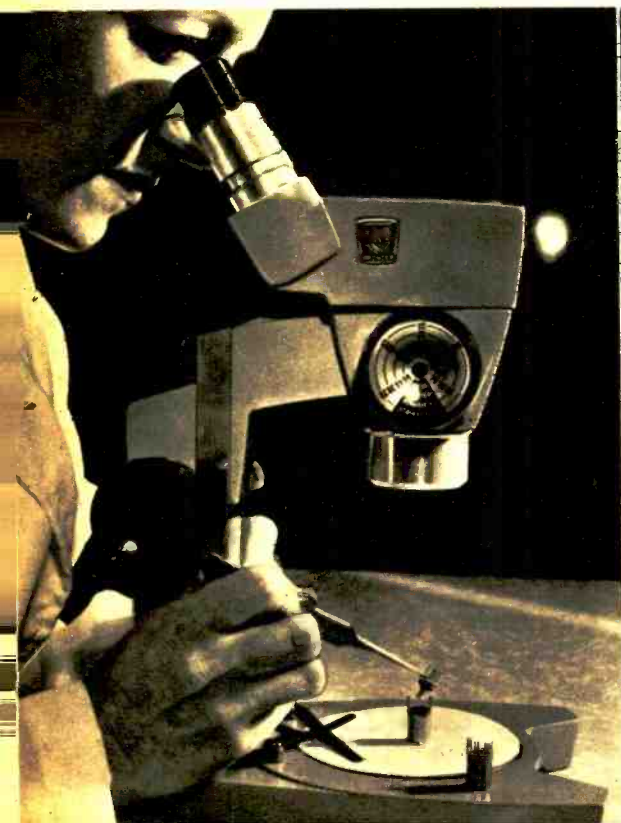
SSMALL and rugged, the Nuvistor, RCA's vacuum tube answer to the transistor, embodies structural design elements not before seen in electron tubes. A strong ceramic wafer is the platform for an array of electrodes, each secured by a tripod-like structure. The small cylindrical electrodes are half the size of those found in miniature tubes and are supported in an open-end cantilever construction designed to withstand considerable shock and vibration. No micas, no glass, no spot welding.

In a scaled-down tube, cathode efficiency and high frequency performance generally improve, but the big stumbling block has been the increase in cathode current density. Grid and plate operate at much higher temperatures and this factor tends to



Structural assembly of the Nuvistor triode is diagrammed at left. The materials are processed at high temperatures in an effort to eliminate gases and impurities. Below, the unusual design concept is displayed alongside the more familiar vacuum tubes they are supposed to replace. From left: Small-signal triode, tetrode, beam power tube.





With the aid of a microscope, inner assembly of the Nuvistor is inserted into its tiny metal case. Indexing lugs on the case shield the leads during insertion into the tube socket.



Using only a fraction of the plate power of conventional television tuners, this set gave improved reception with a "nuvistorized" tuner. Hand holds "large" miniature tubes.


limit tube life and reliability. In the Nuvistor, however, an attempt has been made to scale down the electrode spacings to a greater degree than the other dimensions and to provide more efficient thermal paths for the removal of excess heat. This scaling differential permits use of lower voltages, with correspondingly less power input. A direct result of lower current is longer heater and cathode life. Also, not as much high voltage insulation in the tube, socket and associated circuit elements is necessary.

These tubes are specifically designed to combine the miniaturization and ruggedness of the transistor-type structure with the proven ability of the vacuum tube to operate well at high frequencies. The electrode spacing in the Nuvistor, according to RCA, can be 50 times

larger than the electrode spacing in a transistor intended for comparable performance. Therefore, the high frequency Nuvistor is easier to make, resulting in much lower cost.

Both consumer and military applications are planned for the Nuvistor. Experimentally, RCA has made a "nuvistorized" TV tuner. A small-signal triode and tetrode are under development, as is a beam power tube suited to audio output and TV horizontal deflection applications.

Further reductions in size and power requirements and an additional increase in performance and reliability are expected to enhance the Nuvistor tube design. RCA indicates it will start full mechanized production of the new triode and possibly other Nuvistors sometime next year. ●




Exposure Meter For Your Enlarger

By Harvey Pollack


Get perfect exposures every time with no test strips. This device can be built for about \$12.

THE use of test strips is still common practice in determining enlargement exposures from rank amateur all the way up to the toprnotch photographer. Those who have attempted to use one of the inexpensive illumination comparators on the market have probably found that they involve just as much guesswork as the making of test strips. On the other hand, some photographers with an unlimited budget have tried costly microammeter enlarging meters and have found that the light range is not nearly wide enough for all commonly encountered negatives.


Here is an instrument that contains no costly microammeter or other current indicating device. Instead, it utilizes an electronic tuning eye to indicate light vs. instrument balance. A tuning eye (6E5) costs \$1.47 compared to a standard meter that sells for



Front view with white calibration card slipped into place. A card is made for each enlarging paper type.



Rear view shows chassis secured to front panel. Note tuning eye, left, fastened to panel by an angle bracket.



Underside shows R2, a 10 watt resistor at center. Grommets above and left of it prevent lead chafing.

anywhere between \$10 and \$20 depending upon sensitivity. The other parts, as the photos and diagram show, are standard, inexpensive radio components. Even the power transformer, the most costly single item in the circuit, is catalogued at only \$2.58 at popular distributors.

The use of a quarter-inch light window in a cadmium selenide photocell permits the precise placement of the sensor at exactly the point on the projected image that you desire. For any but the smallest enlargements, the brightest negative area is almost invariably larger than a quarter-inch in diameter making it unnecessary for the photocell to overlap into darker regions. If your calibration is accurate, the instrument will be capable of giving you perfect enlargements every time.

The range covered by the unit is sq

wide that there is no enlarger on the market for which exposure readings cannot be obtained. A sensitivity control prepares the instrument for compatibility with the brightest of condenser enlargers or the softest of diffusion enlargers. In fact, its range is so great that it may be calibrated as a foot-candle meter, if desired, for measuring room illumination.

Provision is made for using replaceable dial-calibration cards made of ordinary 3"x5" library stock. Thus, if you use half a dozen different kinds of enlarging paper, or if you stock grades No. 1 through No. 4 in any given brand, all you have to do is slip the matching card into the panel holder. This avoids possible confusion between several exposure scales on the same card, and makes identification of timing positive.

The small chassis is supported by the

PHOTO-INPUT socket (SO1), the STANDBY switch, and the POWER switch while the SENSITIVITY control shank is outside and to the right of the chassis. The latter must be mounted so that its lower edge is at least $\frac{1}{2}$ inch above the bottom of the panel to clear the flange that runs around the case. The AC line cord comes out the side of the case rather than the back; this allows you to use the meter upright or face upward for either table or shelf placement, respectively, without having it rest on the AC cord. Every time a wire passes through metal it should be grommeted carefully to avoid eventual fraying. Live rubber grommets measuring $\frac{1}{4}$ " ID for a $\frac{3}{8}$ " hole were used in most spots. Small parts like resistors and capacitors are not allowed to float. They should be secured to terminal strips placed in advantageous positions.

Since the whole "works" is part of the panel-chassis assembly, all the metal drilling, punching, and fastening should be completed before wiring is begun. Mount all the sockets, switches, and potentiometers as well as the transformer and the terminal strips first. The wiring is absolutely uncritical except in one respect: the yellow wire going to the grid of the tuning eye tube should be kept as short as possible. The Amphenol tuning-eye socket assembly has 22" color-coded leads as identified in the diagram. These should be cut to length

only after all other parts are placed. Incidentally, resistor R7 in the schematic is part of the socket assembly and need not be purchased separately.

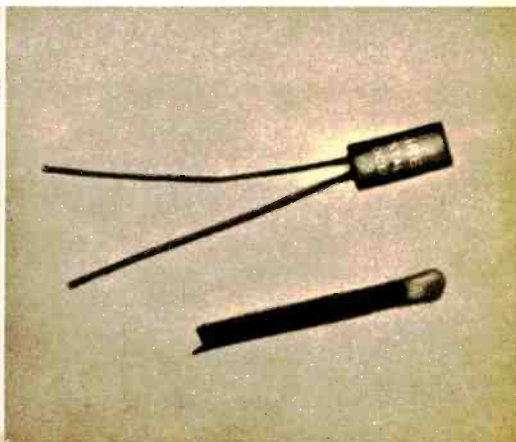

The little CL-3 transparent "window" must face upward toward the enlarger lens when readings are taken. Any kind of mounting is satisfactory provided that it is clearly visible under darkroom conditions (white color is


[Continued on page 110]

PARTS LIST

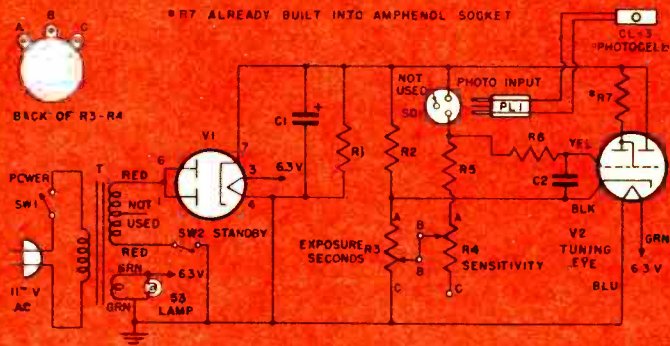
- C1—8 mfd 350 volt electrolytic capacitor
- C2—.01 mfd 200 volt tubular capacitor
- R1—25,000 ohm 10 watt wirewound resistor
- R2—10,000 ohm 10 watt wirewound resistor
- R3—10,000 ohm 5 watt wirewound potentiometer (Clarostat CRL WW103)
- R4—1 megohm carbon potentiometer, linear taper (IRC Q-11-137)
- R5—100,000 ohm $\frac{1}{2}$ watt resistor
- R6—1 megohm $\frac{1}{2}$ watt resistor
- R7—1 megohm, built into Amphenol socket assembly for tuning eye
- CL-3—Cadmium selenide photocell, Type CL-3, Clairex Mfg. Co.
- PL1—Three prong plug (Amphenol type 91-MPM-3L)
- SO1—Three prong socket to match PL1 (Amphenol 78-PCG-3)
- SW1, SW2—SPST toggle switches
- T—Power transformer 250 volts, center tapped, at 25 ma, 6.3 volts at 1 ampere (Stancor PS-8416)
- V1—6X4 rectifier tube with 7 pin miniature tube socket
- V2—6E5 tuning eye tube. Use with tuning eye assembly Amphenol 58-MEA-6
- Panel lamp—# 53 bulb with socket and shield assembly (E.F. Johnson 147-329 for bayonet base lamp)
- Chassis—Aluminum 4"x6"x2" (Bud AC-431)
- Cabinet—Black crackle steel 5"x6"x9" (Bud CU-10998)
- Misc.—8 rubber grommets $\frac{3}{8}$ " OD, line cord, three terminal strips, knobs

Photocell carrier atop the case is made of scrap aluminum painted white. Actual cell at right is compared in size to a match. Its tiny diameter permits precision measurement of light.





Follow wiring guide above. For clarity, a section of the front panel has been displaced downward.



Schematic of unit. The only critical wire is the yellow lead to V2, which is kept short.

New gear and old, heaped under the swap shop tent, gets the once-over from passing amateur. Object on antenna is someone's misplaced hat.



A walk around the parking lot is sure to turn up some very interesting, often unusual mobile rigs. Here's a mobile beam for 50 mc hamming.



It's Hamfest Time Again

By Carole F. Hoover, K9AMD

When the "hams" get together for a day in the sun, they meet unseen friends and have a barrel of fun.

HAMFEST" weather is any sunny day between the last blizzard and the first frost. Hardly a weekend passes during the warmer months that somewhere in the country radio amateurs aren't getting together for a day of fun.

Have you ever passed a row of cars on the highway each with a taller-than-usual-antenna waving in the breeze? If you have, chances are it was a caravan heading for a hamfest. Inside those cars, if the local laws permit, the drivers chat back and forth between themselves, or perhaps to a station ahead telling them where to turn in order to rendezvous with dozens, even hundreds, of other hams and their families.

Once at the hamfest park or pasture, the first item is to register for attendance prizes, then start hunting up old friends. Free coffee and doughnuts are on hand to welcome hamfesters, and everyone is in an especially gay spirit, for at long last they may meet up with radio friends they have never seen.

New and old transmitters, receivers, [Continued on page 106]

Most hamfesters bring along whatever surplus gear they no longer want in hopes of trading or selling it. Many sales are made right out of the automobile trunk that brought the gear to the hamfest site.



Wives temporarily deserted by their ham hubbys, who are out hunting for bargains, get together for a frolicsome footrace before picnic.



Prospective buyers and curious hams peer into cars and luggage compartments in search of new equipment and ideas for their own rigs.

Learning to Fly a Jetliner

By James Joseph

You take the controls of this DC-8 jet mock-up and you feel like you're flying at 40,000 feet.



Here a \$5-million jetliner streaks over the coastline. Before a pilot even climbs into the cabin he has "flown" it several times across the continent.

SWEAT beading his forehead, the veteran airline pilot stepped from the "jetliner's" gadgeted cockpit.

"I'd have sworn we were at 40,000 feet," he said in disbelief, "yet we never left the ground."

Physically, Link Aviation's \$1.5 million DC-8 flight simulator is as ground-bound as a clip-winged pigeon. Electronically, it flies—and feels—exactly like the four-engined jet superliner it imitates. Its plush cockpit, an instrumented duplicate of the DC-8's, pitches and rolls in "rough weather," heels hard into a turn, noses groundward as the pilot shoves the stick forward.

Duplicated is every jet-age sight and sound—the onrushing blur of the runway, the shrill start-up of the husky J-75 jet engines, the hiss of air at near-sonic speeds over the "ship's" aerodynamic surfaces.


Real as life, too, are fire-control devices, cabin pressurization and communications. The voice of the control tower operator is authentic and "live."

Rigged with airborne homing devices, including GCA and radar, every instrument in the simulator reacts precisely as in actual flight. Pilots and their crews are actually learning to "fly" Douglas' spanking-new DC-8 before stepping into Real McCoy.



Pilot "coming in for landing" in computer-controlled simulator takes firm grip on power controls as runway stretches before him.

Simulator cutaway shows part of computer, right, cabin with TV projector and screen, and terrain model, left, scanned by camera.



There have been other flight simulators, but none with the visual acuity of the DC-8's electronic twin. Closed-circuit television, its close-up lenses scanning a three-dimensional, 70-ft long scale model of an actual runway, projects the airfield on a life-sized (12x15-ft) screen set in front of the simulator's cabin. Harnessed electronically (through computer voltages) to the pilot's controls, the camera apes the plane's every maneuver as its lenses "fly" over the terrain model. From his seat, the pilot has all the sensations—sight, sound and feel—of take-off and landing.

So starkly true-to-flight is the simulator that recently, when a pilot streaked in too fast for a landing, his first officer bellowed, "Pull up, Joe! You're going to crash!"

Above 600 feet the terrain is distant and blurred. The houses and highways barely discernible. As the pilot noses in for a landing, things come into focus: Houses loom large, streets whiz by and the runway beckons. As he "touches down" the airstrip flashes beneath him. Just as realistic is the scream of jet-engines and the lifelike protest of the tires contacting concrete.

"Landing" at night or in poor visibility, the simulator's pilot is "talked

in" by the tower operator who is an actual towerman in a simulated control tower. He can switch to any one of several navigational aids including ADF, automatic direction finding and ILS, instrument landing system.

Behind it all lurks a room-sized analog computer whose 5000 tubes, 540 DC amplifiers and hundreds of relays and servo motors animate the most costly and authentic flight simulation device ever concocted by electronics.


Pilots can be flight-trained for a fraction of the \$5000 per hour it costs to check out a crew in an airborne DC-8, and the real super-jet is not risked.

Besides the economies in flying electronically is the matter of safety. The pilot who streaks down-runway with his first load of passengers is no cockpit novice. He's "flown" upwards of 25 hours in the simulator (currently United operates one at Denver and another is homebased at Douglas' Los Angeles plant). Additionally, of course, pilots have spent hours more in the DC-8 itself.

When engineers wanted to find out how conveniently a pilot could reach any of a dozen emergency levers and buttons, they ran simulator check-runs. Rigged as the device is with a trouble

[Continued on page 100]

Many navigational aids and instrument approaches of six different airfields with radio check-points can be rigged by "control tower."



Here's what crews-in-training see before entering and after leaving mock-up of cabin. While inside they are as busy as if in flight.




Multi-lensed TV camera on moving track is controlled by pilot's stick and the computer. It scans this 70' scale model of actual runway and 3-D terrain. To see what pilot sees while landing, revolve photo a quarter-turn to the left. Camera scans at plane's speed.



More than 500 of these DC amplifiers take tiny signals from simulator, feed them to computer, then may re-amplify to reposition instruments.

When pilot "flies" simulator, he is actually flying this mammoth analog computer having over 5000 tubes, a multitude of servo motors.




The Electronic Brain

Have you any question on electronics? Send it in and the Electronic Brain will provide the answer.

Celestial Radiation

Are radio waves emitted by planets? If so, what is the source of their radiation?

Richard Hackney, Fountain City, Tenn.



National Bureau of Standards' radiotelescope in Colorado records celestial radiation.

Radiation, in the form of radio waves of a few meters in length, has been detected coming from various regions of space. Sometimes it appears as though a star or group of stars emit these radio waves; in other instances, there is no visible star or constellation that could possibly act as the source.

Many universities and other groups have set up huge radio-astronomical "telescopes" for studying these radiations. (See photo.) At the present time it is believed that matter, in the course of being disintegrated, emits the wavelengths in question during its death throes and that a thorough understanding of the radiation might provide clues to the origin of the universe.

FM Conversion

Is it possible to convert a commercial FM "televeter" into an FM radio without connecting it to a television set?

A. E. Brendel, Roseville, Michigan

An FM converter for use with television receivers contains, at the most, an RF amplifier for the 88-108 mc band and a local high frequency oscillator to produce an intermediate frequency matched to that of the sound section of the TV receiver. In other words, the TV receiver supplies all the IF and audio amplification, as well as the demodulation.

Thus, to make the converter serve as a complete FM radio, you would have to build up all of these stages to go with it. This would be costly and difficult.

Measuring Capacitors

Can you tell the maximum capacitance of a variable capacitor by counting the number of plates?

J. S. Boles, West Linn, Oregon

Since the capacitance of any capacitor depends upon the area of adjacent plates, spacing between plates, number of plates in each section, and the dielectric constant of the insulating material between plates, it is obviously impossible to determine capacitance merely by counting plates. The measurement of capacitance is best accomplished by means of an impedance bridge or a capacitance-meter.

If you can make accurate measurements of areas and distances, however, you can obtain a very good approximation of maximum capacitance by calculation. Here is the equation you will use for *air-dielectric* variables:

$$C = 0.224 \times \frac{A}{d} (p-1)$$

In this equation, C is the capacitance in micromicrofarads, A is the area of one side of one plate in square inches, d is the distance between any two adjacent plates (one rotor and one stator) in fractions of an inch, and p is the total number of all the plates. If the plates are not all the same size, use the area of the smaller set as A.

OKCALT light control ckt.

Twinkling Christmas Lights

Referring to the EI article "Christmas Lights that Twinkle to Music" (January 1959), I have several questions: (1) Can regular Christmas tree lights be substituted for the pilot lamps, (2) Do they have to be in series? (3) Will they provide enough light for outdoor use? (4) What transformer could I use instead of the one called T1 in the schematic diagram?

Don Singleton, Pasadena, Texas

Let's take your questions in order.

(1) No. The string of No. 47 pilot lamps serve as the cathode return for the 6CL6 tube and require only 150 milliamperes to light to full intensity. Ordinary Christmas tree lamps need much more current than this so that they would hardly glow in this circuit.

(2) Yes. The series resistance serves to limit the plate current of the 6CL6 to its rated value.

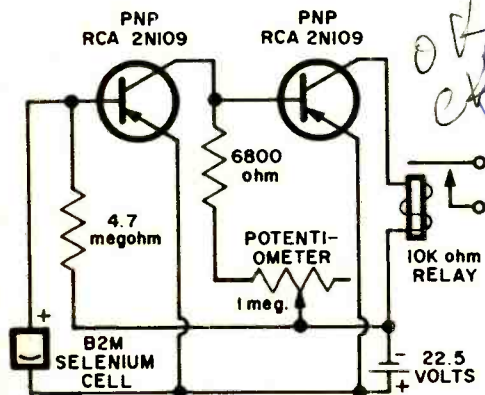
(3) In the circuit shown, these lights glow brightly. Of course, they are only pilot lights and would be effective outdoors only after dark.

(4) Any standard, inexpensive output transformer having a large turns ratio can be used. Examples are: Stancor A-3327 or A-3857, Thordarson 26S47 or 24S54.

Light Powered Relay

I should like a circuit that would operate a 10K, 2 ma pull-in relay from a solar cell illuminated by 100 foot-candles of light. Can this be done?

Robert Cooper, Chicago, Ill.



The circuit we are reproducing is taken from the booklet "Photocells and Sun Batteries" published by the International Rectifier Corporation. When this circuit was tested, it was found that a 10K relay such as the Potter and Brumfield LS-5 triggered when the illumination on the solar cell was only 4 foot-candles.

The photocell we used in testing the circuit was an International Type B2M solar cell available at all jobbers and distributors for less than \$1.50. Some of the new silicon cells manufactured by the same company (the B2M is a selenium cell) have even greater sensitivity.

Characteristic Impedance

I notice that various cables and transmission lines are described in terms of resistance units such as "300 ohm" twin-lead and "72 ohm" coaxial cable. What does this designation mean?


L. E. Etheridge, Represa, California

These are impedance rather than resistance designations. Any transmission line has a natural "surge" impedance which is governed by the inductance and capacitance per unit length of the cable. If a generator producing an AC signal feeds one end of this cable, it would appear to the generator that it was "looking into" an impedance equal to the characteristic impedance of the line.

For example, consider 300 ohm twin-lead. A signal generator supplying current to one end of an infinite length of this transmission line would find itself delivering current just as though it had been connected across a 300 ohm resistor. Of course, this is a theoretical consideration since we cannot ever expect to find an infinitely long cable anywhere.

In practice, the usefulness of the impedance rating of transmission lines can be explained this way: if a transmission line is terminated in an impedance equal to its characteristic impedance, the load will not reflect any energy back down the line but will absorb it all. Reflected pulses on a television leadin, for instance, cause multiple images or closely-spaced "ghosts" on the screen, which often prove objectionable.

Well-shielded case is possible, unit produces no heat.



Parts layout. Resistors and capacitors are on cards at right for quick identification.

Selector switch is prewired before mounting. Its photo in the manual shows lug numbering.

EI assembles A Transistor Preamplifier

Low hum and small size are featured in the Regency HF T-1K, an easily assembled preamplifier kit.

THE reduction of both hum and microphonics makes a transistor preamp especially suited to hi-fi use. Small overall size can be an advantage, too. These features are incorporated into the Regency HF T-1K Preamplifier-Equalizer, an attractive package at \$34.95.

Construction time ran about four hours, mostly a process of inserting and soldering the resistors and capacitors in a printed



board. The instruction manual uses a photographic technique that is easy to follow (see illustration). Care must be exercised in soldering to this or any printed board. Ample space is devoted in the manual to point up the precautions.

The various inputs may be identified by looking at the photo showing the rear of the unit. Actually, there is only one equalization position for a magnetic phono pickup, that is RIAA. Older recordings can be compensated for by varying the tone controls. Though the input circuit on magnetic phono is intended for the General Electric RPX cartridges, the manual gives data for al-

tering it to accommodate other makes.


Since the current drain on the batteries is only 2.6 ma, the use of dry cells in the power supply should not prove too disadvantageous. Battery life is in the vicinity of 500 hours. Remember, too, that dry cells do not introduce the hum often associated with AC power supplies.

During several listening tests, the preamp was placed along side a more conventional tube type. Switching back and forth revealed surprisingly little perceptible difference between the two. Considering ease of construction and performance, *EI* rates the Regency HF T-1K a Good Buy. —



Parts are inserted into the printed board and then soldered to the foil on the other side.

Two 9 volt batteries supply power. Screw-driver points to one of the three transistors.



Rear of unit. Output to main amplifier is at left, inputs, right, battery plate, center.


is this
All-Electric Auto
the second car in your future?

By Joe H. Wherry

What are the advantages of a car with 600 lbs. of batteries in one model? "Plenty," says an expert.

ELECTRIC cars are definitely on the way back. Having driven the prototype of the Stinson Aircraft Company's new Charles Town-About, I must admit to being enthusiastic. If I hadn't seen the beginnings of work on the first batch of pilot production models, however, I'd never admit to this enthusiasm because the prototype's performance is like most other small cars I've driven. Still, the handwriting is on the wall—Stinson Aircraft Tool & Engineering Corporation of San Diego is no upstart, but a financially sound enterprise with a staff and production facilities to match its ambitions. Detroit has already announced the De Soto Cella-I dream car which, though still in the thinking stages, is envisioned to be powered by a "totally new source of power."

Bearing a striking resemblance to the Karmann-Ghia (except for domestic tail fins), Stinson car, under all-electric power, handles like other small cars.



Two Baldor 2.5 hp motors sit under rear deck lid at right foreground. The production models will use more powerful motors of comparable size. At far right, hand-held taper charger can give 7-hour full charge on 117-v household current.

Yes, gasoline taxes are getting higher!

Incapable of contributing to the smog and air pollution problems of our large cities, electric autos would certainly meet with the approval of most city fathers. Speaking before the Society of Mining Engineers, Eugene W. Ayres, director of research for Gulf Oil, somewhat surprisingly indicated that the internal combustion engine is not quite the ideal engine for mass transportation. Certainly there are other possibilities such as electric cars, nuclear cells, or both.

Therefore, this first of what promises to be a gradual return to gasless cars merits close attention by those interested in electronics. Even as we go to press a midwest firm is rumored to be ready to produce electrically powered commercial trucks for metropolitan use.

Here's how this Stinson electric car stacks up: Before the end of the year, 500 are scheduled to be delivered, 100 going to utility firms and the other 400 to the public in San Diego County, Calif.

The car received its name from Dr. Charles Graves, Stinson executive vice-president, who is devoting nearly full time to the Town-About project.

Over two years ago Stinson decided that the complications of ignition systems and the problems associated with them might as well be directed toward strictly electrical everyday transporta-

tion. This car has no ignition as such. The exact circuitry of the projected production model is a closely guarded secret. But there are some rather exotic plans kicking around in the loft at Stinson. Right now the car is powered by direct current stored in four heavy duty truck batteries. These take up the entire space behind the two front seats. The prototype is a slightly restyled Karmann-Ghia Volkswagen, minus the small rear seats and the original engine. The four batteries are 12-volt units connected in series to put out, at full charge, 48 volts at 30 amperes.

This charge is good for a total run of 77 miles. The batteries must then be recharged at a cost of about 18 cents worth of 110-120 V household current from the owner's own garage. The cost of driving the 77 miles is ridiculously low. Aside from the brushes in the two electric motors which operate through a conventional gearbox and differential on the prototype, about the only other things that are subject to wear and tear are the tires. There is no oil system, no cooling system, and the chassis and suspension parts can be maintained and repaired by any automobile mechanic.

The production versions will have a moulded Fiberglas body. In the two-seater, the new owner will find a con-

[Continued on page 108]

Prototype car has auxiliary battery (for headlights) and test equipment in front luggage compartment. This will be removed later.

Many battery arrangements have been tried. Here Dr. Charles Graves, Stinson VP, points to test meter mounted over a seat-full of power.

Two ammeters and volt-meter replace usual oil and fuel gauges on prototype dashboard. Of course, car has no exhaust or ignition.





A small fluorescent lamp will glow in the presence of antenna radiation. It is held very close to the upper portion of the antenna whip or mast.

Fixing Your Marine Radio

By Leo Sands

In an emergency, your life may depend on your boat radio. Here is how to keep it in top condition.

SINCE a radiotelephone on a boat is a safety device, it must be in working order to be of benefit. It is ordinarily kept in good condition by a licensed technician. However, if the radio quits and a licensed technician is not aboard, only the skipper, his crew and passengers are on hand (if any) to put it back in working order.

There are certain preventive maintenance and repair measures a boat owner can perform. There are others he is prohibited from doing because of FCC regulations.

Electronics Illustrated

When the radiotelephone fails, the first thing to check is the power source. On small boats, this is usually a 12-volt storage battery. Many boats are equipped with charging generators coupled to the engine which replenish the power consumed from the battery by the radio, lights and other electrical devices.

If a charging generator is not used, the battery may give out after extensive use of the radio. It is wise to check the battery before sailing. A hydrometer or a voltmeter, or at least a test lamp, should be kept on board for checking the condition of the battery. If the battery voltage is less than 11 volts you are in trouble.

If it turns out that radio failure is due to a dead battery, shut off the radio and all other loads. After a rest period the battery might put out enough power to enable temporary operation of the radio.


However, if the battery is OK, check the battery wires and the radio fuse. If a pilot light is provided on the radio, it should glow when the switch is turned on unless the bulb is burned out.

If it is the fuse, it should be replaced only with one of the same rating. If the new one blows, the trouble may be a defective component within the set or a defective vibrator. A spare vibrator should be kept on hand. If the fuse blows again after a new vibrator is installed, you might as well give up plans to use the radio until you can get a technician to fix it.

However, if there is power and the fuse and vibrator are OK, the next thing to determine is if the trouble is in the receiver or transmitter. Receiver trouble can be quickly diagnosed by turning up the squelch control if the set is equipped with one and switching from one channel to another. Noise should be

At lower left tubes are being checked. Note that the tube in the tester is being tapped to determine if there is an intermittent short. At right the vibrator, part of the power supply, is replaced with a spare unit.






Only receiver crystals may be replaced by an unlicensed person. There is one per channel.

heard on all channels. If one is quiet, suspect a crystal. If all are quiet, suspect a bad tube or trouble in the antenna circuit.

Burned out tubes can sometimes be located by noting if they all light. Some glow very dimly. Discoloration of the glass generally means nothing. After the set has been on for a few minutes, a dead tube can be detected by noting if it is warm or cold. A spare set of tubes should be kept aboard for such emergencies. By substituting new tubes, one at a time, allowing time for each new tube to warm up, the defective tube can usually be found.

If the receiver works but the transmitter is suspected of being inoperative, it can be checked by touching one end of a fluorescent lamp, another handy thing to have aboard, toward the top of the antenna. It should glow when the transmitter is on.

Most sets are equipped with an antenna current indicator, either a lamp or a meter. If the lamp does not glow, it may be burned out and the fluorescent lamp can be used to determine if the transmitter is putting out power. Better yet, keep a simple field strength meter handy. One like the Heath PM-1 power meter, available in kit form, is very useful. Merely connect a short piece of wire to its input binding post



Before sailing, the condition of the boat's batteries should be checked with a hydrometer.

and place it near the antenna lead-in wire. When the transmitter is turned on, the meter should indicate the presence of radio frequency power.

If the fluorescent lamp doesn't glow when one end of it is held against the top of the antenna, or if the field strength meter reads zero, the transmitter is out of order or something is wrong with the antenna system.

Try all channels to make sure that it isn't crystal trouble which is usually the case if only one channel fails to function. If all channels are out, check the antenna for broken connections. Also check the ground which is an extremely important part of the antenna system. The receiver may work well without a good ground connection, but the transmitter will not.

If the antenna system is OK and the receiver works but the transmitter does not, the trouble could be in the relay which transfers the antenna from receiver to the transmitter when the push-to-talk button is pressed. The relay contacts may mate but not establish a good connection. Don't file or sandpaper relay contacts. Have the relay checked by a competent technician when back at shore.

If it is obvious that a transmitter tube is defective, replace it with a new one
[Continued on page 105]



Hi-Fi Clinic

Send in your questions on hi-fi, the clinic answers each one by mail. If of general interest, they will appear in this column.

Turntable Speed

I have a 78 rpm portable phonograph. Would it be possible to slow it down to 33 1/3 rpm by use of resistors to cut down the power to the motor? Also, is there some way to measure the rpm?

Raymond Putnam, Corning, N.Y.

Use of resistors in series with the motor will reduce the power to the degree that the turntable would have a difficult time going around. The best way to convert the player is to replace the motor with one of the 3-speed type. The arm should be changed too for one of the correct stylus type and weight.

Rpm may easily be measured by use of a strobe disc, available at electronic or hi-fi distributors. It is placed on the rotating turntable and observed under the light of a fluorescent bulb. If the speed is correct, the printed dots on the strobe will appear to stand still.

Multiplex Adapter

Where is it possible to obtain a schematic and parts list for a simple, inexpensive FM multiplex adapter to be used with a regular FM tuner?

M. O. Bennett, Pittsburgh, Pa.

At the present time it is not feasible to construct a multiplex adapter due to its special coil requirements. However, the EICO company is designing a kit which should be available in the near future.

Stereo Stylus

Is it safe to put a 1 mil (.001") diamond needle for microgroove records in my stereo cartridge and use it for monophonic records only, and use the stereo needle for stereo records only?

Edward Szymanski, Pittsburgh, Pa.

The stereo stylus may be used without difficulty for both monophonic and stereo records. If your present stereo stylus is not a diamond, it is advisable

to change it over to one of this type. Never play a stereo record with a monophonic pickup since this will ruin the recording.

Transients

What is meant by the term "transient distortion," often mentioned in discussions of speakers and amplifiers?

Charles Barbetta, Fort Wayne, Ind.

A piece of equipment may faithfully reproduce tones of a steady nature but perform poorly on sudden peaks or short pulses of sound. These "transients" are often in the form of orchestral attacks or other sounds of an intense, complex nature. Good transient response contributes much to clean hi-fi sound.

One of the important requirements for low transient distortion is very wide frequency response that extends beyond the limits of audibility. Another is the reduction of the "hang-over effect" so the amplifier or speaker reacts only for the duration of the pulse and no longer. This can be accomplished by "damping." Loudspeakers are particularly prone to hang-over, which is corrected by damping materials and reducing the mass of the moving parts as much as possible.

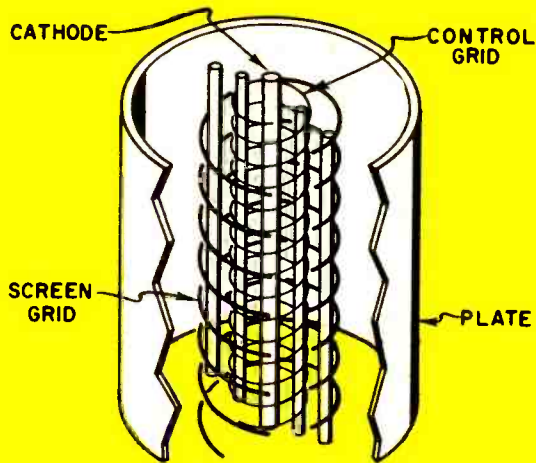
Testing for transient response is done by feeding in a square wave (which is a rapid on-off pulse) and observing the resulting patterns on an oscilloscope. Various departures from the square waveform reveals distortion.

Microphone Repair

Is it possible to repair a crystal microphone? Mine seems to have dropped in output.

John A. Munn, Haverhill, Mass.

Some manufacturers supply replacement crystal cartridges for this purpose. Magnetic types are also available for replacement. —



Cutaway showing internal construction of tetrode tube. Electrons from the cathode travel through control grid, screen grid and then to the plate.

The ABC's of Electronics -12

By Donald Hoefler

The four element tetrode is explained in this part—especially the operation of its screen grid.

THE advancement of the electronic art truly got under way in earnest with Dr. DeForest's invention of the triode tube, which he called the *audion*. While that tube could be used for all three basic electronic applications, namely, oscillation, amplification, and detection, it sometimes had the tendency to slip from one mode of operation to another.

Particularly when used as an RF amplifier in a receiver, where several stages were tuned to the same frequency, the triode forgot that it was supposed to be an amplifier, and suddenly became an oscillator. The result was the loud howl or whistle so familiar to old-time radio fans.

The villain turned out to be *interelectrode capacitance*, shown in Fig. 1. Each of the tube elements acts as the plate of a capacitor, the dielectric between the plates being the vacuum within the tube. These capacitances are small, and so at low and medium frequencies their reactance, in ohms, is so high that they pose no serious problem.

But at high frequencies the reactances drop so that the capacitances begin to have a considerable short-circuiting effect. Of

SPACE CHARGE class

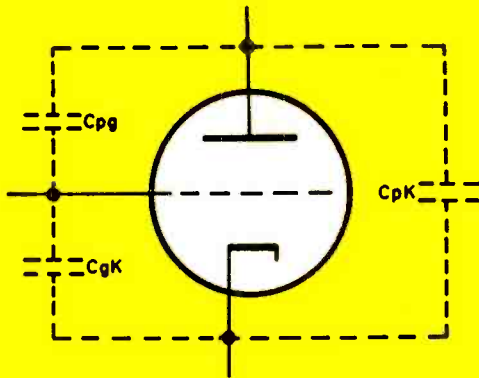


Fig. 1. A triode has capacitance between its internal elements, indicated by dotted lines.

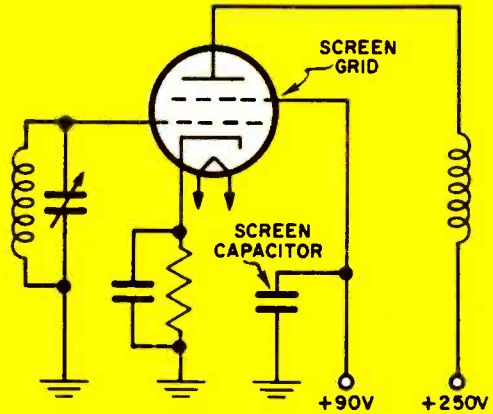


Fig. 2. Screen grid in the tetrode reduces interelectrode capacity by shielding effect.

the three capacitances shown in Fig. 1, by far the most troublesome is that between plate and grid, C_{PK} , which permits *feedback* of some of the plate circuit signal energy into the grid circuit.

If this energy is out of phase (opposite in polarity) with that in the grid circuit, it will have a partial cancelling effect, and will therefore reduce the output. If it is in phase with the grid signal, the feedback will add to the input in a process called *regeneration*. If the feedback energy is great enough in this closed circuit from grid to plate and back to grid, the tube will go into sustained *oscillation*, and thus become an oscillator rather than an amplifier.

Another phenomenon occurring in the triode is the concept of *space charge*. When the cathode of a vacuum tube emits electrons, not all of them will reach the plate. Some will remain in a crowd immediately surrounding the cathode, where they will tend to repel other electrons attempting to leave the cathode and travel to the plate.

The net effect of the space charge then is to reduce the flow of electrons between cathode and plate. How effective it may be will depend to a large extent on the amount of positive "pull" existing within the tube. This is one of

the factors which led to the development of a tube which has a second grid with a fixed positive potential.

The arrangement of the elements in the tetrode tube is shown in Fig. 2. The construction is very similar to that of the triode, except that an additional grid appears between the control grid and plate. This screen grid acts as an electrostatic shield to bar the feedback path between grid and plate. It is maintained at a positive DC voltage with respect to the control grid, but as far as radio frequencies are concerned, it is at ground potential.

This seemingly contradictory statement is a concept which turns up again and again in electronic design, so we might take time to go into it a little more thoroughly. A typical tetrode RF amplifier circuit is shown in Fig. 2. Note that any current flowing from the screen grid encounters two possible paths, one to the DC supply voltage and the other through the screen grid capacitor to ground.

Direct current cannot pass through a capacitor, however, so all of the DC must follow the right leg to the power supply. Radio frequencies, on the other hand, can take either course. But the bypass capacitor is of such value that its reactance is extremely low at radio

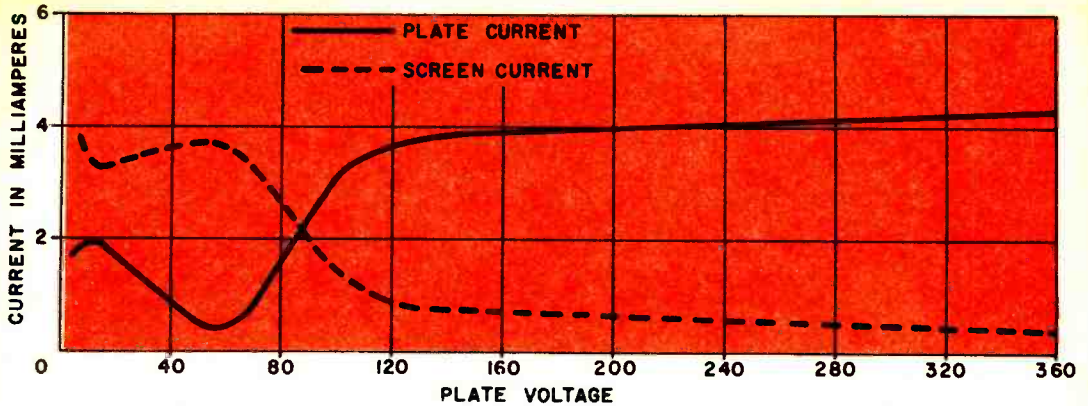


Fig. 3. As explained in text, graph shows plate and screen currents as plate voltage is varied. Note area around 40 volts where increasing plate voltage results in decreasing plate current.

frequencies. It therefore is practically a short circuit as far as RF is concerned. Since the RF therefore encounters much less opposition from the capacitor than from the power supply, nearly all of it follows that path directly to ground.

When electrons are emitted by the cathode, they must pass through the open meshes of both the control grid and screen grid. As in the triode, the control grid is maintained at a fixed negative bias. Since the screen grid is normally operated at a lower voltage than the plate, most of the electrons continue right on through it and strike the plate. Some screen current also flows but the important thing is that the screen greatly minimizes the space charge effect, with the result that the tetrode is more sensitive than the triode and has less interelectrode capacitance.

A very interesting phenomenon which occurs in the screen-grid tube is illustrated in Fig. 3. This graph shows how both the plate and screen currents are affected by variations in plate voltage. The screen potential is assumed constant at 90 volts.

In the upper region, from around 120 volts and up, the plate current rises with increasing plate voltage, although rather slowly. But notice what happens in the area between 20 and 60 volts. While the plate voltage goes up, the plate current goes down. Let's see how that can be.

Remember that in this case the plate voltage (20-60) is less than the screen voltage (90). Now since the screen

voltage is fixed, the speed with which electrons strike the plate will depend upon the plate voltage. If they hit with sufficient force, other electrons loosely held in the plate material may be knocked free, out into the space between screen grid and plate. Electrons emitted in this manner are known as *secondary electrons*.

Since the screen has a higher voltage than the plate, these secondary electrons go to the screen grid instead, and screen current increases as shown by the broken line in Fig. 3. This flow of electrons from plate to screen is the opposite of the usual direction, and plate current diminishes. It later increases as the plate voltage continues to rise, while screen current falls off until, when both the plate and screen voltages are equal (90 volts), the currents are also equal.

This condition at low plate voltage, where increasing it only tends to decrease the current, is called *negative resistance*. The result is just the opposite of that normally encountered in a resistor. Because of this, when the tetrode is used as an amplifier, the plate voltage should always exceed the voltage on the screen. Otherwise instability and severe distortion will occur.

This concludes our discussion of the tetrode, a valuable tube type due to its high power sensitivity and ability to perform well at higher frequencies.

Next month we'll talk about beam power and super-control tubes. These types have variously shaped elements for specialized jobs. ●

Citizens Radio License

Continued from page 36

Secretary Federal Communications Commission, Washington 25, D. C.

The completed forms are returned to the same address. Blank forms are also available at FCC field engineering offices found in many of the larger cities. However, filled-out forms must be sent to Washington, D. C. where all call letter assignments are made.

From time to time bulletins regarding Citizens Radio are issued. It's wise to request them from the FCC when securing the license forms. They usually provide a non-technical explanation of aims, practices, and other information about this type of radio service.

The application is comprised of three basic sheets: Instructions, Work Sheet, and the actual form itself. The Work Sheet is identical in format to the actual form and is filled out in pencil. The Instruction Sheet gives an explanation of each item on the Work Sheet and serves as a guide. After checking out the Work Sheet the information is transferred to the actual form. The entries on the form must be *typewritten*. A separate form is required for each station requested. These additional forms are supplied with your initial request for the application. As indicated in the instructions *all* Class D stations are considered "mobile." However they do not have to be mounted in a car or operate from batteries.

Once the actual application form is complete it must be notarized. Don't sign the bottom until you are at the Notary Public's office. Then mail it to the FCC at the address given and be prepared for a wait of at least sixty days.

The Citizens Radio Service was brought into being to provide radio-communication channels for personal and business use. It was not intended for frivolous purposes or used merely for the sake of communicating. This service fills a need for a short-range communicating system embodying low cost, low power, simple licensing procedure, and a minimum of restrictive regulation. Red tape has been cut to a

minimum, you do not need the services of a consulting engineer, legal assistance, or filing fees.

According to a discussion we had with a high FCC official, the Citizens Radio service is comparable to a party-line telephone. There is a great deal of freedom in its use but you do have to respect the rights of other subscribers. Unbroken transmissions of ten to fifteen minutes will certainly limit the usefulness of the band and open the way toward tightening the restrictions. Through the medium of monitoring stations the FCC issues citations (warning tickets), and in more flagrant violations a license revocation. The value of this may be appreciated when one listens in to the older Citizens wavelengths. Even though these upper frequencies limit the communicating range, the amount of activity is amazing, especially in large cities. In the Class D band an additional source of interference is introduced. "Skipping" takes place at 27 megacycles. This phenomenon will carry signals hundreds (even thousands) of miles with little loss in strength, depending on time of day, season, and sunspot cycle.

The Citizens Radio service is definitely not a "no-license ham band." The only time CQ should be used (that is, a general call to any station who happens to be listening) is in time of dire emergency. If you want to "rag chew" acquire a ham license. The Novice amateur license is easily obtainable with a minimum of theory and code speed. You will then be in a position to reward your conversational ability with an "RCC" certificate. Entry into the Rag Chewers Club, sponsored by the American Radio Relay League, requires that you conduct a solid half-hour contact with a fellow ham who is already a member. The Citizens service is strictly a communications medium and thus differs sharply in this respect with recognized ham operations.

The Citizens Radio service has been anxiously anticipated for a long time. It fits well into the underlying idea of allocating frequencies according to the "public interest, convenience, or necessity."

**YOUR FUTURE MAY REST BETWEEN
THIS PAGE AND THE NEXT!**

use the
prepaid
post card
to send for
the data
that has
launched
thousands
of careers

in...

**This
Fact-
Packed
Booklet
FREE
on
request**



ELECTRONICS

INCLUDED: *information about CREI's*

BRAND-NEW home study course in

AUTOMATION

and industrial **ELECTRONICS** engineering technology

- Machine Control Systems ● Data Processing Systems
- Instrumentation Techniques ● Digital & Analogue Computers
- Servo-mechanism Systems ● Telemetry ● Industrial Processes



CREI prepares you quickly for success in ELECTRONICS including:

AUTOMATION • INSTRUMENTATION • INDUSTRIAL ELECTRONICS • COMMUNICATIONS • RADAR • AERONAUTICAL ELECTRONICS • GUIDED MISSILES • SERVOMECHANISMS COMPUTERS • ASTRONAUTICS • TELEMETERING MANUFACTURING

Qualify for a secure career, not just another job. Enjoy the increased income, the job security and satisfaction that come only to trained men. *It takes just one \$10-a-week raise to repay your investment in CREI training, and leave you a substantial bonus the first year.* What you do in the next few months may well decide your success in the electronics field. The longer you delay, the longer you defer the sure rewards that come to trained electronics personnel.

CREI HOME STUDY—PROVED SINCE 1927—CREI has provided thousands of ambitious young men with the technical knowledge that leads to more money and better jobs. Once you start home study you feel the benefits of CREI training almost immediately. Your employer takes new interest in you and your future (we disclose your training only if you authorize it). You speak—and act—with more authority. Your associates gain new respect for your ability.

PRACTICAL COURSES—Your work is under the supervision of a regular staff instructor who knows and teaches what industry needs. Training is accomplished on your own time, during hours chosen by you. Lessons are prepared by experts, presented in easy-to-understand form, kept up to date.

INDUSTRY RECOGNIZED—As a graduate of CREI you'll find your diploma a door-opener to the electronics industry. The CREI Placement Bureau helps advanced students and graduates find positions. No jobs are guaranteed—but requests for CREI-trained personnel arrive regularly.

COLLEGE DEGREE NOT ESSENTIAL—This is professional training, but you don't have to be a college graduate to benefit. You can do it while holding down a full-time job. Thousands have. If you have had electronic education, or experience in electronics—and realize the need of a high-level technical knowledge to make good in the better electronic jobs—you can qualify for CREI home study training. Electronics experience is not required for admission to CREI Residence School offered in Washington, D. C. at the same high technical level. Day and evening classes start at regular intervals. Qualified graduates earn degree as "Associate in Applied Science."

This can be your big year. Write today for "Your Future in the New World of Electronics." Use post card at left. Tuition is reasonable, terms are easy. Available to veterans under GI bill.

CAPITOL RADIO ENGINEERING INSTITUTE

EOPD Accredited Technical Institute Curricula • Est. 1927
Dept. 176-F, 3224 16th St., N.W., Washington 10, D. C.


WILL THIS BE YOU?



Mail card for free booklet




Decide on home study



Put knowledge to work as you go



Gain attention of management



Complete training



Enjoy secure future


Cagey Canister Over The Highway

Your driving habits may not be what you think they are. This radar-sensing device sorts highway data.



DID you ever wonder what that small object attached to the highway overpass, or the street lamp post might be? Perhaps you never even noticed it; but traffic engineers have stationed it over the road to keep them posted on how you drive your automobile—and whether or not you consider their traffic regulations realistic.

Actually, the device is a radar-sensing unit, part of an overall system that counts the cars in each lane and records their speed. It is not a radar speed trap by any means, and no person has

Inconspicuously posted on telephone pole, this small radar unit works 24 hours a day supplying information on the motorist's driving habits, from how fast he goes under varying weather conditions, to when he shifts lanes.



Three electronic traffic monitors in New Jersey receive information on speed and numbers of cars in each of turnpike's three lanes. Data is presented on meters and recorded on graph. Right, photo of overpass on Connecticut's Merritt Parkway shows how radar is mounted over each lane.



ever gotten a ticket based on its reported information.

The units suspended over each lane of the New Jersey Turnpike, for instance, feed data on car speed and traffic volume to Turnpike Authority headquarters at New Brunswick, via telephone lines. From meters and a permanent graph record, traffic engineers have gathered some interesting statistical data concerning American drivers that has helped them plan for better highways of the future.

Has it seemed to you that traffic is heavier in the far left lane when the weather is bad? Well, now it can be regarded as a fact. Instead of keeping to the right, as is generally required by law, traffic monitors working with the radar units, show that the average driver habitually shifts to the extreme left lane when it rains or snows. Also, he will stay in the far right lanes only when the traffic is light. As soon as it gets heavier, he moves to the middle lane, then to the far left.

Traffic engineers figure the thinking goes something like this: "The right lane is intended for slower cars. I drive

faster, and therefore prefer to drive in a 'faster' lane."

In most states, however, the law requires you to stay in the right lane, and move to the left only to pass another vehicle. But signs to this effect are more often than not ignored. Now highway engineers and law authorities are wondering whether these signs serve any useful function at all. For one thing, the shift to the left lane in bad weather may mean the driver is looking for a visual marker, such as the edge of the middle island or the solid white line, to aid his driving. Perhaps a bright, broken white line as a lane divider could serve as an adequate visual marker, making it unnecessary for him to move to the left.

There are three radar sensing units in use on the New Jersey Turnpike at the present time, one above each of the northbound lanes at a point near Linden, New Jersey. Data on the southbound lanes has already been gathered. Each unit is connected by a separate telephone line to an electronic traffic monitor at headquarters. There the radar pulses are counted electronically, re-

cording the actual number of vehicles. The information is displayed in terms of vehicles per hour. The electronic devices also do some computing, figuring the average speed of a specific group of cars at various times of day, and under varying weather conditions.

The information from all three lanes is permanently recorded by a graphic recorder and can be quickly checked to determine periods of heaviest or lightest traffic, and during what hours cars move at various average speeds.

Do you feel the other guy, not you, is always going too fast? Not true. One thing the New Jersey authorities have learned is that only a few drivers exceed the legal speed limit of 60 mph. In fact, the average speed of vehicles on this turnpike is 57 mph. Watching the needle at headquarters swing as each car passes under the radar unit, you see that most stay under 60 mph.

The electronic equipment was developed by the Automatic Signal Division of Eastern Industries, who also developed a system for control of traffic signals on city streets. This latter system makes use of radar sensing units to determine direction of traffic and rate of traffic flow. Computers then decide in what direction the flow of traffic should be given preference.

In Baltimore, for example, 1200 cars travel each hour in one lane which formerly could handle only 450 cars per hour. In Philadelphia, after an opening-day short-circuit that jammed traffic, the average speed of vehicles in the downtown area has been increased 50 percent since electronics has been employed as a traffic director. The sensing units used in these traffic control systems also provide permanent information about the habits of drivers.

Before these electronic devices came into being, traffic signals operated on a time basis, and were adjusted on the estimates of traffic engineers who were required to predict where the traffic would be headed and how many cars could be anticipated. But experts agree, it is almost impossible to predict what the American motorist will do. Now, with electronics to monitor traffic, the engineers who plan our streets and highways will have specific, up-to-date information on our driving habits. —●—

Two-Way Radio for Everyone

Continued from page 31

the pole is mounted on the roof of a tall building, the top of the antenna must be 20 feet or less above the top of the building, the height of the building is not counted. The antenna, however, must be no more than 25 feet away from the transmitter.

Class D Citizens radio transmitter power is limited to five watts *input* to the final RF amplifier of the transmitter. This means that the transmitter puts out about two to three watts. When used with an antenna with 3 db gain, effective radiated power is doubled. When used with a 10 db gain directional antenna, the effective radiated power is increased to 20 to 30 watts and is increased by about 80%, provided that line-of-sight conditions are maintained. A better antenna is a cheap way, in the long run, to get increased range and reliability because it requires no maintenance and consumes no power.

An FCC form 505, which is customarily furnished with the equipment at time of purchase, is used for filing an application for a Citizens radio station license. There is no charge for the license which can cover any number of transmitters used in any general area by a single licensee. An operator's license is not required. Specific information on how to fill out this form is given in the article on page 34.

You can build your own class D equipment if you wish. It must conform with FCC standards and the transmitter must be crystal controlled.

The FCC also requires that Citizens radio station licensees provide means for monitoring Conelrad alerts. In the event of an impending enemy attack, normal radio and TV broadcasting ceases. Citizens radio stations must also cease transmissions. An ordinary home radio may be used as a monitor.

Operation

Operating a Citizens radio is extremely simple. Most sets operate on only one frequency. No tuning knobs are provided. All you do is turn the set on and listen. If the channel is clear, pick up the microphone and press the button

on the microphone while talking. Release the button to listen.

Some sets, however, are operable on as many as four channels. Some are provided with a tunable receiver which permits reception on any channel in the band. The transmitter, however, is fixed-tuned to the authorized frequency. When such a set is used, the receiver is tuned to the desired channel first.

Citizens radio stations may communicate with any other Citizens radio station without restriction. Of course, the

equipment cannot be used for any unlawful purpose nor can profanity be transmitted. It is necessary that you identify your station by announcing your call letters at the beginning and end of every transmission except when carrying on a series of communications of less than three minutes duration or when carrying on a conversation of more than ten minutes in length. In such cases, the station call letters must be transmitted at least once every ten minutes.

CLASS D CITIZENS RADIOTELEPHONES

MANUFACTURER	MODEL	PRICE	CHAN- NELS	POWER	COMMENTS
GONSET 801 South Main St. Burbank, Calif.	G-11 No. 3304	\$124.50	one	12 volts DC	Crystal controlled superheterodyne receiver.
	No. 3303	\$124.50	one	115 volts AC	
GLOBE ELECTRONICS, INC., 3417 W. Broadway Council Bluffs, Iowa	CB-100	\$129.95	three	115 volts AC or 6 or 12 volts DC	Crystal controlled superheterodyne receiver.
INTERNATIONAL CRYSTAL MFG. CO. 18 N. Lee Avenue Oklahoma City, Oklahoma	Custom	\$ 89.95	one	115 volts AC	Tunable receiver.
	Deluxe	\$118.50	one	6/12 volts DC and 115 volts AC	Tunable receiver.
	Command	\$144.25	one	6/12 volts DC and 115 volts AC	Crystal controlled receiver.
KAAR ENGINEERING CORP. 2995 Middlefield Rd. Palo Alto, Calif.	TR-325	\$360.00	one	6/12 volts DC and 115 volts AC	Designed especially for use on vehicles. Shock mounting is provided for use in rugged applications. Crystal controlled receiver.
MORROW RADIO MFG. CO. P. O. Box 1627 2794 Market St. N.E., Salem, Oregon	Desk Radiophone	\$149.50	four	115 volts AC	For use as base station or for point-to-point communication. Crystal controlled receiver.
	Mobile Radiophone	\$149.50	four	12 volts DC (also 6 volt model)	For use in vehicles. Crystal controlled receiver.
	Mobile	\$ 99.50	one	12 volts DC (also 6 volt model)	
	Pocket Radiophone	\$ 99.50	one	Self-contained batteries	All transistor model for short-range applications. Crystal controlled receiver.
RCA RADIOMARINE PRODUCTS DIVISION Building 1-5 Camden, New Jersey	CRM-P2A-5	\$124.95	one	6 volts DC and 115 volts AC Also available for 12 volts DC and 115 volts AC	Lightweight, readily portable. Crystal controlled receiver.
SPRINGFIELD ENTERPRISES P. O. Box 54 Springfield Gardens, New York	TRX 27A	\$ 41.90	one	Self-contained batteries	Tunable receiver.

Note: All types employ crystal controlled transmitters which may be equipped with crystals for any of the 22 channels in the 27-mc class D Citizens Band.

SHIPPED ON APPROVAL

IN-CIRCUIT CONDENSER TESTER

Model CT-1

AN ABSOLUTE 'MUST' FOR EVERY SERVICEMAN!

Here is an in-circuit condenser tester that does the whole job. The CT-1 actually steps in and takes over where all other in-circuit condenser testers fail. The ingenious application of a dual bridge principle gives the CT-1 a tremendous range of operation. . . .



Model CT-1 — housed in sturdy hammer-tone finish steel case complete with test leads
\$34.50 Net
 SIZE: W-6" H-7" D-3 1/4"

in-circuit checks:

- ✓ Quality of over 80% of all condensers even with circuit shunt resistance present. . . (leakage, shorts, opens, intermittents)
- ✓ Value of all condensers from 200 mmd. to .5 mfd.
- ✓ Quality of all electrolytic condensers (the ability to hold a charge)
- ✓ Transformer, socket and wiring leakage capacity

out-of-circuit checks:

- ✓ Quality of 100% of all condensers . . . (leakage, shorts, opens and intermittents)
- ✓ Value of all condensers from 50 mmd. to .5 mfd.
- ✓ Quality of all electrolytic condensers (the ability to hold a charge)
- ✓ High resistance leakage up to 300 megohms
- ✓ New or unknown condensers . . . transformer, socket, component and wiring leakage capacity

SPECIFICATIONS

- Ultra-sensitive 2 tube drift-free circuitry • Multi-color direct scale precision readings for both quality and value . . . (in-circuit or out of circuit) • Simultaneous readings of circuit capacity and circuit resistance • Built-in hi-leakage indicator sensitive to over 300 megohms • Cannot damage circuit components • Electronic eye balance indicator for even greater accuracy • Isolated power line

IN-CIRCUIT RECTIFIER TESTER

Model SRT-1

Checks all power rectifiers in-circuit whether SELENIUM, GERMANIUM, SILICON, etc.

With the growing trend towards compactness, portability and low price, TV manufacturers are resorting more and more to producing series-string TV sets employing selenium, germanium or silicon power rectifiers. Now the need for an in-circuit rectifier tester is greater than ever.

THE SRT-1 CHECKS ALL POWER RECTIFIERS IN-CIRCUIT AND OUT-OF-CIRCUIT WITH 100% EFFECTIVENESS FOR:

- ✓ Quality
- ✓ Fading
- ✓ Shorts
- ✓ Opens
- ✓ Arcing
- ✓ Life Expectancy

SIZE: W-6" H-7" D-3 1/4"

SPECIFICATIONS

- Checks all types of power rectifiers rated from 10 ma. to 500 ma. (selenium, germanium, silicon, etc.) both in-circuit or out-of-circuit.
- Will not blow fuses even when connected to a dead short.
- Large 3" highly accurate multi-color meter . . . sensitive yet rugged.
- Separate meter scales for in-circuit and out-of-circuit tests.
- Cannot damage or over heat rectifier being tested.

SIMPLE TO OPERATE

Just clip SRT-1 test leads across rectifier under test right in the circuit without disconnecting rectifier from circuit. Press test switch and get an instant indication on the easy-to-read three-color meter scales. . . .



Model SRT-1—housed in sturdy hammer-tone finish steel case complete with test leads
\$29.50 Net

MINI-CHECK TUBE TESTER

Model MC-1

A Real ECONOMY MULTIPLE SOCKET TUBE TESTER without sacrifice in ACCURACY, SPEED or VERSATILITY

Here is a multiple socket tube tester designed to meet limited budgets. Although low in price it boasts a unique circuitry that enables you to check over 600 tube types — and has a range of operation that far exceeds others in its price class.



Model MC-1 — housed in sturdy wrinkle finish steel case
\$39.50 Net
 SIZE: W-9" H-8 1/2" D-2 3/4"

SPECIFICATIONS

- Checks emission, inter-element shorts and leakage of over 600 tube types. This covers 024s, series-string TV tubes, gas regulators, auto 12 plate volt, hi-fi and foreign tubes • 3 settings enable a test of any tube in less than 10 seconds • Employs dynamic cathode emission test principles • 31% sensitivity means more accuracy . . . most accurate type available . . . its greater sensitivity phosphor bronze tube sockets • Combination gas and short jewel indicator • 9 filament positions • Handy tube chart contained in special back compartment • New tube listings furnished periodically at no cost • Detachable line cord

plus these BONUS FEATURES . . . found in no other low price tube tester

- ✓ Checks for cathode to heater shorts
- ✓ Checks for gas content
- ✓ Checks all sections of multiple purpose tubes . . . will pickup tubes with one "Bad" section
- ✓ Line isolated — no shock hazard
- ✓ Variable load control enables you to get accurate results on all tubes
- ✓ Positively cannot become obsolete as new tubes are introduced.

TRANSISTOR TESTER

Model TT-2

AN INEXPENSIVE QUALITY INSTRUMENT DESIGNED FOR ACCURATE AND DEPENDABLE TESTS OF ALL TRANSISTORS AND DIODES QUICKLY AND ACCURATELY

Every day more and more manufacturers are using transistors in home aids, intercoms, amplifiers, industrial devices, etc. Since transistors can develop excessive leakage, poor gain, shorts or opens, the need for TRANSISTOR TESTER is great.

SPECIFICATIONS

- Checks all transistors, including car radio, power output, triode, tetra-rod and unijunction types for current gain, leakage, opens, shorts, cut-forward to reverse current • Checks all diodes for tests can be made even if manufacturer's rated gain is not available • Less than half a minute required for test of either transistors or diodes • Large 3" meter is extremely sensitive yet rugged . . . with multi-color scales designed for quick easy readings so small, service life almost equal to shelf life. Battery cannot be drained due to accidental shorting of test leads • Cannot burn-out its own meter or clips enable tests without entirely removing transistor from circuit • Test terminal is assigned E.I.A. color code so the connection to the correct chart that fits into a special rear compartment.

IMPORTANT FEATURE: The TT-2 cannot become obsolete as you to check all new type transistors as they are introduced. New listings will be furnished periodically at no cost.



Model TT-2 — housed in sturdy hammer-tone finish steel case complete with test leads
\$24.50 Net
 SIZE: W-6" H-7" D-3 1/4"

EASY TO BUY IF SATISFIED
 see order form on facing page

INSTRUMENTS ARE ALL GUARANTEED FOR ONE FULL YEAR

All CENTURY instruments are so brilliantly engineered and so durably constructed of top quality components that all carry an ironclad guarantee against defective parts and workmanship for one full year.

CENTURY

FOR 10 DAY FREE TRIAL

Convince yourself at no risk that CENTURY instruments are indispensable in your every day work. Send for instruments of your choice without obligation... try them for 10 days before you buy... only then, when satisfied, pay in easy-to-buy monthly installments — without any financing or carrying charges added.

NEW Battery Operated VACUUM TUBE VOLT METER Model VT-1

Peak-to-Peak

WITH LARGE EASY-TO-READ 6" METER —

featuring the sensational new **MULTI-PROBE** Patent Pending

No extra probes to buy! The versatile MULTI-PROBE does the work of 4 probes

- ① DC Probe ② AC Probe ③ Lo-Cap Probe ④ RF Probe

The VT-1 is a tremendous achievement in test equipment. With its unique MULTI-PROBE it will do all the jobs a V.T.V.M. should do without the expense of buying additional probes. No longer do you have to cart around a maze of encangled cables, lose time alternating cables or hunting for a misplaced probe. With just a twist of the MULTI-PROBE tip you can set it to do any one of many time-saving jobs. A special holder on side of case keeps MULTI-PROBE firmly in place ready for use.

FUNCTIONS

DC VOLTMETER ... Will measure D.C. down to 1.5 volts full scale with minimum circuit loading, and give accurate readings of scale divisions as low as .025 volts ... Will measure low AGC and oscillator bias voltages from .1 volts or less up to 1500 volts with consistent laboratory accuracy on all ranges ... Zero center provided for all balancing measurements such as discriminator, ratio detector alignment and hi-fi amplifier balancing.

AC VOLTMETER ... True Peak-to-Peak measurements as low as 3 volts of any wave form including TV sync, deflection voltages, video pulses, distortion in hi-fi amplifiers, AGC and color TV gating pulses ... Scale divisions are easily read down to .1 volts ... Measures RMS at 1/20th the circuit loading of a V.O.M. ... Unlike most other V.T.V.M.s there is no loss in accuracy on the lowest AC range.

ELECTRONIC OHMMETER ... Measures from 0 to 1000 megohms ... Scale divisions are easily read down to 2 ohms ... Will measure resistance values from .2 ohms to one billion ohms ... Will detect high resistance leakage in electrolytic and by-pass condensers.

RF AND LO-CAP MEASUREMENTS ... With these extra VT-1 functions you can measure voltages in extremely high-impedance circuits such as sync and AGC pulses, driving saw tooth voltages, color TV gating pulses, mixer output levels, I.F. stage-by-stage gain and detector inputs

OUTSTANDING FEATURES

- Completely portable — self powered with long life batteries — permits use everywhere
- New advanced pentode amplifier circuit assures amazingly low battery drain
- Large 6" 100-microampere meter, many times more sensitive than meters used in most V.T.V.M.'s
- Laboratory accuracy performance — 2% of full scale on DC, 5% of full scale on AC
- Simplified multi-color easy-to-read 4-scale meter
- No heat operation assures rigid stability and accuracy
- Immune to power line fluctuations
- Amplifier rectifier circuit with frequency compensated attenuator — a feature found only in costly laboratory instruments
- Meter completely isolated — practically burn-out proof
- Hand-crafted circuitry eliminates the service headaches of printed circuitry
- 1% resistors used for permanent accuracy
- Separate RF ground return for low-loss RF measurement
- Micro-telephone type co-axial connector
- Matching cover protects instrument face — snaps on and off instantly.



SIZE:
W-7 1/2"
H-9"
D-4 1/4"

Model VT-1 — fully wired and calibrated, housed in hand-some hammer-tone finish steel case, complete with MULTI-PROBE and thorough instruction manual covering all the applications in detail.

\$58.50 Net

SPECIFICATIONS

- DC Volts — 0 to 1.5/6/30/150/300/600/1500 volts
- AC Volts (RMS and Peak-to-Peak) — 0 to 2/12/60/300/1200 volts
- Ohms — 0 to a billion ohms, 10 ohms center scale — Rx1/10/100/1K/10K/100K/1M
- RF — Peak reading demodulator supplied for use on all DC ranges
- Zero Center — available on all AC voltage ranges with zero at mid-scale
- Decibels — from -10 Db to +10/22/36/50/62 based on the Dbm unit: 0Db: 1mW in 600 ohms
- Impedance — 11 megohms DC, 1 megohm AC, 10 megohms Lo-Cap
- Input Capacity — 130 mmfd. RMS, 250 mmfd. Peak-to-Peak, 25 mmfd. Lo-Cap

CENTURY's extremely low prices are made possible because you are buying direct from the manufacturer.

FAST-CHECK TUBE TESTER Model FC-2

Simply set two controls... insert tube... and press quality button to test any of over 700 tube types completely, accurately... IN JUST SECONDS!

Over 20,000 servicemen are now using the FAST-CHECK in their every day work and are cutting by selling more tubes with very little effort. See for yourself at no risk why so many servicemen chose the FAST-CHECK above all other tube testers.

PICTURE TUBE TEST ADAPTER INCLUDED WITH FAST-CHECK

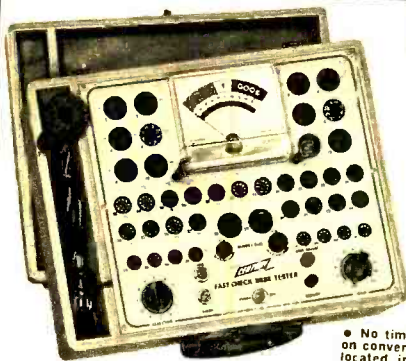
Enables you to check all picture tubes (including the new short-neck 110 degree type) for cathode emission, shorts and life expectancy... also to rejuvenate weak picture tubes.

RANGE OF OPERATION

- ✓ Checks quality of over 700 tube types, employing the time proven dynamic cathode emission test. This covers more than 99% of all tubes in use today, including the newest series-string TV tubes, auto 12 plate-volt tubes, O24s, magic eye tubes, gas regulators, special purpose hi-fi tubes and even foreign tubes.
- ✓ Checks for inter-element shorts and leakage.
- ✓ Checks for gas content.
- ✓ Checks for life-expectancy.

SPECIFICATIONS

- No time consuming multiple switching... only two settings are required instead of banks of switches located inside cover. New listings are added without costly roll chart replacement
- 41 phosphor bronze beryllium tube sockets never need replacement. Will read "Bad" on the meter scale priced against accidental burn-out
- Special scale on meter for low current tubes • Compensation for line voltage variation
- 12 filament positions • Separate gas and short jewel indicators • Line isolated — no shock hazards
- Long lasting etched aluminum panel
- The Fast-Check positively cannot become obsolete... circuitry is engineered to accommodate all future tube types as they come out. New tube listings are furnished periodically at no cost.



SIZE: W-14 1/2" H-11 1/2" D-4 3/4"

Model FC-2 — housed in hand-rubbed oak carrying case complete with CRT adapter

\$69.50 Net

CONVENIENT TIME PAYMENT PLAN — NO FINANCING CHARGES

CENTURY ELECTRONICS CO., INC.

CHECK INSTRUMENTS DESIRED

- Model CT-1 In-Circuit Condenser Tester \$34.50 \$9.50 within 10 days. Balance \$5 monthly for 5 months.
- Model MC-1 Mini-Check Tube Tester \$39.50 \$9.50 within 10 days. Balance \$6 monthly for 5 months.
- Model SRT-1 In-Circuit Rectifier Tester \$29.50 \$4.50 within 10 days. Balance \$5 monthly for 5 months.
- Model TT-2 Transistor Tester \$24.50 \$4.50 within 10 days. Balance \$5 monthly for 4 months.
- Model VT-1 Battery Vacuum Tube Volt Meter \$58.50 \$14.50 within 10 days. Balance \$11 monthly for 4 months.
- Model FC-2 Fast-Check Tube Tester \$69.50 \$14.50 within 10 days. Balance \$11 monthly for 5 months.

Prices Net F.O.B. Mineola, N. Y.

111 Roosevelt Avenue, Dept. 406, Mineola, New York

Please rush the instruments checked for a 10 day free trial. If satisfied I agree to pay the down payment within 10 days and the monthly installments as shown. If not completely satisfied I will return the instruments within 10 days and there is no further obligation. It is understood there will be NO INTEREST or FINANCING charges added.

Name _____

Please print clearly

Address _____

City _____

State _____

Miniaturization Is Big

Continued from page 55

hand. Most important was the unexpected invention of the transistor at the Bell Labs. The heatless transistor is only a fraction of the size of its equivalent vacuum tube and demands much less of its mates in an electronic circuit. Therefore, in size and operating conditions, the new device was an enormous challenge to the makers of the other electronic parts.

In manufacture, the miniature product is handled like an incubator baby. Since a particle of dust acts like gravel inside a miniature part, the air entering the factory must be filtered. Since a drop of sweat will ruin almost any miniature part, the temperature and humidity must be rigidly controlled. The assemblers are dressed in lint-free clothes. To keep dirty air out, the pressure in the room is slightly higher than normal so that clean air flows out when the air lock is opened.

Workers must be carefully selected, trained, and to some extent pampered for the eye-straining, repetitive operations. Most manufacturers find married women best because they have the highest degree of the required "sitability." Handicapped men who have adjusted to their handicap are also sought.

Engineers accustomed to conventional plants are amazed at all the measuring instruments strategically located about these new plants. Actually, that's the secret of their success. Successful miniaturization is more measuring than making, according to one production manager.

In missiles, the major skill we possess to counter the Russian progress in rocketry is miniaturization. Although the Russians and Chinese Reds make the garden variety of transistors, those suitable for personal radios, and a few more sophisticated ones, we still lead in advanced types that can survive in satellites and missiles and related electronic telemetering components.

For all its advantages, miniaturization is also a headache to the armed forces. As military electronic equipment grows ever more complex and

compact, repair problems tend to increase. The remedy is "modular" construction, building equipment out of blocks of small components tied together into a functional unit that can virtually be plugged into a major circuit.

Since it is extremely difficult, if not impossible to poke around inside these building blocks (some "micro-modules" are much smaller than a lump of sugar), military repairmen in the field must either send them back to a heavily equipped depot or throw them away. Taxpayers may be shocked to learn that the Defense Department considers it cheaper to throw away rather than repair all plug-in blocks worth \$300 or less—and some people in the Pentagon want to raise this figure to \$1000!


The benefits of military miniaturization steadily seep down to the business, scientific and medical worlds.

The heart catheter microphone is a prime example of how the miniaturizers help save lives. The basic heart catheter is a bare, thin tube that is slipped harmlessly through a vein in the patient's arm all the way into the heart. Once inside, its probings can be followed by X-ray as the specialist uses it to draw samples of blood from the various chambers. Using a catheter with a minute microphone mounted on the business end, the specialist can now hear faint valve sounds from *inside* the heart, a fact of great significance in making a correct diagnosis.

The present marvels of miniaturization are really elementary compared to what the future will bring. Here are just a few examples:

- Dick Tracy's wristwatch radio will soon be called clumsy.
- Miniaturization will help make the TV set of the 1970's as flat as a picture frame.
- Powered by tiny, life-long batteries, miniature prosthetic devices in the body, such as a heart stimulator, will run effortlessly for years, or the life of the patient. The general practitioner will be able to carry a basic electronic diagnostic laboratory around in his little black bag.

Like atomic energy, miniaturization is another example of beating swords into plowshares. —



HEATHKIT

WORLD'S LARGEST
MANUFACTURER OF
easy-to-build
do-it-yourself
ELECTRONIC KITS

"bookshelf" 12 watt amplifier kit COMBINES BEAUTY, STYLE AND QUALITY

Build this high quality amplifier in a few hours of your spare time and enjoy true high fidelity performance for years to come. Provides full range frequency response from 20 to 20,000 CPS within ± 1 db, and has less than 1% harmonic distortion at full 12 watt output over the entire range (20—20,000 CPS). Miniature tubes are used throughout the advanced circuitry, including EL84 output tubes in a push-pull tapped-screen output circuit. The special design output transformer has taps for 4, 8 and 16 ohm speakers. The model EA-2 has its own built-in preamplifier with provision for three separate inputs, mag phono, crystal phono and tuner. Features RIAA equalization, separate bass and treble tone controls, and a special hum-balance control. Complete with instructions for easy assembly.



Only

MODEL EA-2

\$28⁹⁵

SHPG. WT. 15 LBS.

Complete selection of Monophonic and Stereo Kits!



PREAMPLIFIERS



TUNERS



SPEAKER SYSTEMS



AMPLIFIERS

Send for FREE catalog

listing over
100 high quality
dependable
Heathkits for you
to choose from.



All Prices F.O.B. Benton Harbor, Mich. Prices and Specifications Are Subject To Change Without Notice.

HEATH

pioneer in
"do-it-yourself"
electronics

COMPANY

BENTON HARBOR 39, MICH.



a subsidiary of Daystrom, Inc.

Please send your latest Free Catalog.

name _____

address _____

city & state _____

Learning To Fly A Jetliner

Continued from page 73

console, any conceivable emergency can be concocted merely by pushing a button. Researchers would simulate a trouble, then stop-watch the pilot's "reach." If he failed to trip the proper safety device within a given number of seconds, the control was moved closer to his seat and the change incorporated in the DC-8 itself.

Want to "fly" the DC-8? Climb into the pilot's seat, fasten your seat belt, and let's bring the electronic jet in for a landing from 40,000 feet.

As you nudge the wheel forward, the simulator's cockpit—electronically actuated—noses downward. The time-lag between stick movement and aircraft response is authentic to the split-second. Simultaneously, a complex of signals flashes to the mammoth computer. For really, it's the computer you're "flying."

Lightning fast, the computer takes cognizance of your decreasing altitude (and actuates the altimeter on your control panel). At the same time, the electronic brain makes a hundred other quick computations: Your rate of descent, glide angle, speed, the effects of wind on fuel consumption, etc.

Controlled by computer-monitored voltages, every dial and gauge behaves as in actual flight. The cockpit heels a fractional degree to starboard (to simulate the drain of jetfuel from your port wing tanks). As the cabin tips, heeled by hydraulic pistons concealed beneath the "cabin," a light flashes warning you of an adverse load condition. Instinctively, you switch to the starboard fuel tanks to equalize the load.

With every move of the controls, the computer readjusts the "loading" on the stick, rudder pedals and flaps, which react and resist realistically. Suddenly, you "streak" thru the clouds toward the still-obscured airport below. The tower operator's voice booms in your earphones.

"Flight No. 45 . . . you're two degrees right of course. Correct your approach."

A hundred yards away in an air conditioned radio room, the "tower operator," his eyes on a glide path indicator

and airstrip alignment chart, has noted an error in your approach.

Quickly, you glance at the localizer needle on your ILS panel. Just as the towerman said, you're two degrees off course. As you bank to correct your glide, the cabin tilts as in real flight.

Like most pilots who fly the simulator, you're sweating. Your hands are clammy on the wheel. If at the moment someone leaned over and whispered, "Take it easy, fella. You're still on the ground," you wouldn't believe him.

Now you've dropped to 1,000 feet. You gesture toward your first officer in the seat beside you.

The first officer nods and actuates the "wheels down" controls. A signal flashes to the analog computer which, in turn, monitors an audio signal generator—an electronic sound-making device. As the wheels "lower," you hear a telltale whine. The sound is coming from three speakers concealed in the simulator.

Now, one mile out from the airstrip, you "break thru the clouds." Suddenly the "airport"—projected on the big screen—blurs below.

Seconds later the towerman shouts a warning: "Flight 45, you're coming in too high . . . check your altimeter!" You glance at the indicator and see that you are a good 100 feet high for a normal approach. Quickly you correct the error.

You're landing visually, thanks to closed-circuit television.


The track-mounted TV camera scans the three-dimensional and precisely scaled model of the airport, its runways and populated approaches. The camera is controlled by the computer which, in turn, responds to the pilot's every maneuver. It has mirrored close-up lenses and can move forward (duplicating airspeed), sideways (ship's tilt) and backwards (to simulate altitude). It also duplicates the plane's pitch and roll.

Bright daylight or night landings can be rigged. At "night," miniature lights outline the runway.

You're "landing" now, the airstrip flashing beneath you. As you touch-down, the wheels squeal, the engines roar and the stick is heavy in your hand. Flying electronically, you never really left the ground, but you'd swear you had really been at 40,000 feet. —

announcing

TRU-VAC®



REMARKABLE TUBE VALUES AT 1950 PRICES

ALL TUBES INDIVIDUALLY BOXED, CODE DATED AND BRANDED "TRU-VAC®"

Typical TRU-VAC® Bargains!

THIS IS A PARTIAL LIST
Thousands More Always In Stock

0Y4	3AU6	6A6	6B8	6CH8	6S7	784	12A7	12SA7	36
0Z4	3BC5	6AB4	6BA6	6C16	6S8GT	785	12A17	12S17	38
1A7GT	3BN6	6AC7	6BC5	6CM6	6S47	786	12AU6	12SK7	39/44
1B1GT	3BZ6	6AF4	6BC8	6CM7	6S07GT	787	12AU7	12SN7GT	41
1C6	3C86	6AG5	6BD6	6CN7	6S15	788	12AV6	12SQ7	42
1C7	3C4	6AH4GT	6BE6	6C0B	6S17	7C4	12AV7	12V6GT	43
1F4	3S4	6AH6	6BF5	6CR8	6S07	7C5	12AX4GT	12W6GT	45
1F5	3V4	6AK5	6BC6G	6C36	6SHT	7C6	12AX7	12X4	50A5
1G4	4BQ7A	6AL5	6BM6	6CU5	6S17	7C7	12AZ7	14A7/112B7	50B5
1HS5GT	4B58	6AH8	6B16	6CU6	6S17	7E5	12B4	14B4	50C5
114	4BZ7	6AM8	6BK5	6D6	6S17	7E6	12BA6	14Q7	50L6
116	4CB6	6AQ5	6BK7	6DE6	6S07	7E7	12BA7	19	56
1NSGT	5AM8	6AQ6	6B17GT	6DG6GT	6S17	7E7	12BD6	19AU4GT	57
1R5	5AN8	6AQ7	6BN6	6DO6	6T4	7F8	12BE6	19B6G	58
1S5	5AT8	6AR5	6BQ6GT	6F5	6U8	7G7	12BF6	19J6	71A
114	5AV8	6A55	6BQ7	6F6	6V6GT	7M7	12BH7	19I8	75
1U4	5AZ4	6A16	6BR8	6H6	6W6GT	7N7	12B06	24A	76
1U5	5BR8	6AU4GT	6BS8	6J4	6K4	7Q7	12B87	25Z6GT	77
1V2	516	6AUSGT	6B15G	6J5	6K5GT	7S7	12B17	26	78
1X2	5R4	6AU6	6BZ6	6J6	6K8	7X6	12CA5	27	80
2A4	5U4	6AU8	6BZ7	6J7	6Y6G	7X7	12CN5	35	84/624
2B4	5U8	6AV3GT	6C4	6K6GT	7AA/XXL	7Y4	12D4	35A5	117Z3
2CY5	5V4G	6AV6	6CB6	6K7	7A5	7Z4	12F5	35B5	
3A4	5V6GT	6AW8	6CD6G	6N7	7A6	12AB	12K7	35C5	
3A5	5X8	6AX4GT	6CF6	6Q7	7A7	12AB5	12L6	35W4	
3AL5	5Y3	6AX5GT	6CG7	6S4	7A8	12AQ5	12Q7	35Z5	



1 YEAR GUARANTEED PICTURE TUBES

Brand New* Allied A-1 Tubes Brand New
Below listed prices do not include dud. Add Additional \$5.00 Deposit on tube sizes to 20"; on 21" and 24" tubes - \$7.50. Deposit refunded immediately when dud is returned prepaid. Aluminized tubes - \$4.00 extra.

Picture tubes shipped only to continental USA and Canada - All tubes F.O.B. Harrison, N. J.

10BP4	7 99	10HP4	12 19	12CP4	16 99	15AP4	18 39	21AP4	18 79	21PP4	18 39	21SP4	18 39	21TP4	17 49
12BP4	10 49	10KP4	11 99	12GP4	17 89	20CP4	15 89	21AMP4	17 99	21KP4	18 39	21ZP4	17 49	24AP4	24 49
14BP4	11 99	10LP4	12 19	12HP4	16 99	20PP4	15 89	21BQ4	18 79	21MP4	22 39	24BP4	24 49	24CP4	27 79
16BP4	14 09	14PP4	11 99	12FP4	14 99	20MP4	17 89	21AP4	18 79	21PP4	18 39	24CP4	27 79	24DP4	29 79
16DP4	12 19	17AP4	15 49	17OP4	13 89	21AP4	21 49	21AP4	17 49	21MP4	17 49	24DP4	29 79	24EP4	29 79
16GP4	16 09	17BP4	13 49	17FP4	16 99	21AP4	18 29	21CP4	17 29	21KP4	17 49				

\$33
PER HUNDRED

For any used or factory second tube!

SENSATIONAL \$100,000 GIVE-AWAY
We want 100,000 new customers by July 1st. For every new order of \$25 or more received by that date, we will send you a crisp, new dollar bill.

FREE FUSE CLIP!
Sent With Any Order Of \$5 Or More

GUARANTEE
Only TRU-VAC guarantees to replace free any tube which becomes defective in use within one year of date of purchase.

USED TV CONSOLES GUARANTEED To Work When You Receive Them

10" & 12"	\$29
14" & 12"	\$37
17" & 16"	\$45
19"	\$59
20" & 21"	\$70

All sets shipped in two cartons to avoid breakage. Sets shipped express to continental U.S.A. and Canada only. F.O.B. Harrison, New Jersey.

FREE BONUS—RABBIT EARS
\$7.95 Value
FREE with each set purchased

ATTENTION QUANTITY USERS!
Big Discounts Are Yours . . . Call or Write For Our 1000 Tube "Private Label" Special! Attention Branding Dept. MGR.

MONEY CHEERFULLY REFUNDED WITHIN FIVE (5) DAYS, IF NOT COMPLETELY SATISFIED!

TRU-VAC® PAYS YOUR POSTAGE
On orders of \$5 or more in U.S.A. and Territories. Send approximate postage on Canadian and foreign orders. Any order less than \$5 requires 25c handling charge. Send 25% on C.O.D.'s. All orders subject to prior sale.

Complying with Federal regulations, the following statement appears in all Tru-Vac advertising: Tubes appearing in this ad may be FACTORY SECONDS or USED tubes and are clearly marked.

TRU-VAC

Harrison Avenue Box 107-A Harrison, New Jersey
Humboldt 4-9770

Write Dept. I For FREE LIST Of Other Tube Types and Products Sold By TRU-VAC®
Electric Company
Visit Our Huge Testing Dept. In The Heart Of Harrison, N. J.'s Electronics Industry

Listen To Stereo

Continued from page 46

ment and the others shown are: (1) The direct highs from the speaker are much stronger than any reverberation or bounced-off-the-walls sound you may get; (2) Treble will be stronger in relation to bass; (3) As noted, the area in which you get the full effect is small.

"Ultimate stereo" is also tricky because it emphasizes every fault on the records, all the peakiness or distortion in the tweeters. But it is fun, and highly instructive to try.

You didn't like it? Let's take a big jump in the opposite direction. Suppose we turn the speakers completely around so they are facing into the corners. Now you are getting the beams of highs bounced out from the corners of the room. The beams will be diffused and broken up somewhat, particularly if there is a bookcase or other irregular surface in the corner. Since the highs reach you over several different paths which are slightly different in length, there will be an increase in the amount of bounce sound.

With many records, this increased path gives a vibrant, rich sound. This can easily be overdone. If there is too much of it, the sound begins to get confused and thick.

What happens to the stereo effect? It will be much less "sharp." If the record has good separation, with the instruments strongly placed right, center, and left, they will probably still be spread out with the speakers turned around. But you will likely lose the feeling that the instruments are right down there on a stage, 30 or 40 feet away in a concert hall.

This is not necessarily bad. We say again that it's a matter of taste. The big rich, alive sound is extremely attractive with many recordings, particularly those with a full symphony orchestra. Nobody will argue with you for a second if you like this better than the actual sense of having a concert hall recreated in your living room. A lot depends, too, on the recording. Some of them have plenty of richness to start with, others are sharper and will benefit more from the added reverberation.

If you want to try this reversed-speaker arrangement, push the speakers around in the corners, at different distances from the walls and at different angles, until you hear what you like best. Sometimes moving the speakers six inches makes a magical difference in the sound quality.

Maybe you are in a different class altogether. Like thousands of other audiophiles, you have a large corner speaker system, filling the only spot in the room that can be assigned to a large speaker box. The established decor and your marital harmony would both be seriously damaged by any addition or change.

This does not mean that you have to give up stereo; far from it. You need, again, to get that balancing beam of highs from the second channel, coming in at a respectable angle, and with about the same strength and quality as the highs from your corner speaker. Figure 3 shows the arrangement that will do this.

You need a small, unobtrusive speaker cabinet with speakers for the mid-range and highs, fed by your second channel amplifier. Depending on the size and shape of the room, you can move it along a wall adjacent to the corner speaker, and set it at an angle that will match, at the listening area, the beam of highs from the big speaker. This will give you a good stereo image.

But every stereo record is different; every room is a little different; and your own taste is a more weighty factor than many of the differences discussed. So you have no reason to feel thwarted by lack of money and space for a second big system. Try the smaller second speaker system.

Both channels must be set at the same volume level. You can do this by setting the system to play stereophonically and putting on a monophonic recording of a singing voice. Sit at the same distance from both speakers. The voice will come from a definite point between the speakers (if they have been phased together). If the voice is far over to the right, raise the volume in the left channel to pull it toward the middle. When the voice is exactly midway between the speakers, the channel volumes are balanced. —●—

Overseas Jobs In Electronics

Continued from page 43

of personnel. The normal one-year tour creates openings in leader and managerial positions in communications, timing, telemetering, optics, and radar. It is not unusual for a technician to wind up his tour as a manager.

Q. Does completion of an overseas assignment mean the end of the man's job with the company?

A. Every attempt is made to keep him in the company, at such places as Cape Canaveral, Patrick Air Force Base, or at any other preferred location in the U. S.

Of course, while these replies portray a fairly typical picture of overseas employment with a private firm, keep in mind that conditions will vary according to the location. You couldn't think of skin diving, for instance, if you happen to go to a station in Iceland or Alaska.

But what about working for Uncle Sam? Is it any different? Essentially, the picture is the same, except that you must have Civil Service status and your chances of more permanent employment are greater. As a result of recently passed laws, chances of advancement through government-sponsored training, either on or off the job, are greater than ever.

Governmental pay is generally on a par with private industry, except for those top-ranking engineers who can usually demand hefty five-figure incomes. The Federal Aviation Agency, for example, is constantly in need of electronics engineers and technicians. The standard Civil Service pay ranges from \$4,480 to \$12,770 per year for engineers; and from \$4,980 to \$8,330 per year for technicians. But these figures do not show the "extras" that go with an overseas assignment.

You also have to keep in mind that government vacation policies are quite liberal, providing for as much as 26 days of vacation leave with pay each year. But vacation days are computed as "working" days, so that if you took 20 days off you can stretch it to well past a four weeks vacation.

However, since the overseas assign-

ments are also the most-wanted jobs in government, as well as private industry, preference to these assignments is given to those who are already working for the government agency in the United States. Right now, according to the Civil Service Commission, skilled technicians are among the most urgently needed workers for overseas assignments.

Now, let's get down to the bread-and-butter facts. *How do you go about getting an overseas job?* The question is best answered in two parts, jobs in private industry, and jobs in government.

To get an overseas job in private industry, first decide in what area of the world you'd like to work. Look for the company that is hiring personnel for jobs in these areas. To do this, you have to be your own Sherlock Holmes. But apart from classified advertisements in newspapers, you can pick up many clues at the sources most people know little or nothing about. A little pamphlet with many hints is yours for the asking. Just write to the U. S. Department of Commerce, Bureau of Foreign Commerce, Washington 25, D. C., and ask for, "Employment Abroad, Reference Sources." You can also get it from your nearest Department of Commerce Field Office, listed in the phone book under U. S. Government.

This pamphlet does not mislead you into thinking that getting an overseas job is easy, and yet it tells you how to run down all the clues.

Next, pick the companies you might like to work for overseas. Send each a letter of application. Be thorough and be honest. In your letter state whether you'll take only an overseas job, or whether you're willing to work for the company here at home, pending an overseas assignment. Give your complete educational background, work experience (be specific), age, marital status, whether you're willing to travel with or without your family (if you have one), and how long you're prepared to remain overseas. Be sure to mention your military status and your citizenship.

If you have a special interest in Latin America, the *Pan American Union*, Washington 6, D. C., will send you a free bulletin on the facts about jobs in Latin America, plus a "Partial List of United

States Firms Operating in Latin America." Do not overlook large oil companies who operate in South America and the Mid-East.

Another useful source for direct and up-to-date information about companies offering overseas jobs in many different lines of work is a unique mimeographed publication called "Overseas Jobs." It is sold on newsstands.

At this point, we must inject an urgent word of caution. Unfortunately, many unscrupulous characters are trying to cash in on your yen to travel. They operate under a wide variety of guises, but the usual technique is to make it look as if they are running some sort of special employment agency for overseas jobs. Some say they can put you in direct touch with someone who will hire you for a foreign post. In almost all cases, they try to get you to hand over an advance fee, or sign a contract that will hook you for a fat piece of change. Sometimes, for a price, they'll send you a list of job openings, hot off the press. What you'll most likely get is a list of companies copied right out of an export-import trade directory.

Don't be a sucker. Before you pay or sign anything in advance, check the facts. "In this connection," says the Department of Commerce, "the local Better Business Bureau, banks, chambers of commerce, and similar organizations should be in a position to offer advice."

Your best bet for an overseas job in electronics is as a civilian worker with the Army, Navy, Air Force, Federal Aviation Agency, and the United States Weather Bureau. You have to obtain Civil Service status to work for Uncle Sam. Therefore, to get a good idea on what it's all about and what to do, write to the *U. S. Civil Service Commission, Washington 25, D. C.*, and ask for the pamphlet called, "Federal Jobs Outside the Continental United States."

Each of the Defense agencies frequently put out their own bulletins about available overseas jobs. Write each (Army, Navy or Air Force) care of *Office of Civilian Personnel* in Washington.

For jobs with the Federal Aviation Agency, write to: *Federal Aviation Agency, Personnel Office, Placement Division, Washington 25, D. C.*

For Weather Bureau jobs, write to *U. S. Weather Bureau, Department of Commerce, Washington 25, D. C.*

If you happen to be bankroll-conscious, remember one important thing about working overseas. It often gives you an opportunity to salt most of your money away. For one thing, there are the "extras" like bonus pay, free room and board (or at a nominal cost), and usually lots of overtime if you want it. Also, at many defense department installations you can take advantage of PX privileges for low-cost purchases of just about anything you might need.

You also should keep in mind that overseas workers can benefit from tremendous tax advantages if they remain overseas long enough to earn all or most of their income for any given tax year outside the Continental United States. In some cases, this income may be entirely tax free. It's certainly worth looking into; and if you should go overseas, your own particular tax status should be evaluated with the aid of a tax specialist or by writing to the nearest Office of Internal Revenue.

In any case, don't expect to come home a millionaire. This, of course, is always possible. One such case is the story of Jim Ryan, a World War II veteran from a small town in Connecticut. Jim was discharged from the Army as an electronics technician. An Army personnel man, however, talked him into taking a job in Central America, near the Panama Canal, as a civilian employe with the Army.

After a few years down there, Jim fell in love with nearby Caracas, Venezuela, where he used to spend most of his holidays. It happened that then, as now, Venezuela was a booming country and there was a tremendous demand for television sets. An expert TV technician himself, Jim saw a good thing coming. He made arrangements to import used TV sets, repaired them, and sold them at handsome profits in Caracas. Today, he has one of the biggest TV and electrical appliance businesses in Venezuela, a couple of Cadillacs, a luxurious home, a country ranch, and his own plane.

You may not be another Jim Ryan, but if it's fun, travel and adventure you're looking for, an overseas job may be the answer to your dreams. —

Fixing Your Marine Radio

Continued from page 82

if a spare is available. Now, if the transmitter works, watch the antenna current indicator lamp. It should glow and brighten as you talk into the microphone. If it doesn't, don't operate the transmitter until checked by a licensed technician. Even if it does, have the transmitter frequency checked at the earliest convenience.

Tubes are not as frequent a cause of improper operation as is the case with TV sets because of the few actual hours of use given the average marine radio. However, tubes should be checked at regular intervals. The best way is to call a technician to check the tubes who can perform other preventive maintenance functions on the same service call.

The boat owner, however, may check his own tubes by removing them from the set and testing them with a tube tester. If this is done aboard ship, at dockside, power for the tube tester may be piped in from shore through an extension cord. However, it is much safer to use a DC-to-AC converter, deriving power from the ship's battery, because of the extreme danger of shock. The hazard is greatly increased because of possible contact with the water and the power line at the same time.

If a tube tester is not available, the tubes can be removed for testing at a radio shop.

It is good practice to replace the vibrator at least once every season. It may fail when the radio is most urgently needed. Antenna, ground, and power connections should be checked and tightened frequently.

FCC rules require that the frequency of each transmitter channel be checked under normal operating conditions when the radiotelephone is initially placed in service and each time it is reinstalled after it has been removed from the vessel for repair or storage. (This is not a requirement when a radio-telephone of a portable nature is used.) Also, the frequency should be checked whenever a repair is made to the set which might affect its transmitting frequency.

The frequency check must be made

QUARTZ CRYSTALS FOR EVERY SERVICE



All crystals made from Grade "A" imported Quartz—ground and etched to exact frequencies. Unconditionally guaranteed! Supplied in:

FT-243 holders Pin spacing 1/4" Pin diameter .093	MC-7 holders Pin spacing 3/8" Pin diameter .125
DC-34 holders Pin spacing 3/4" Pin diameter .156	FT-171 holders Pin spacing 3/4" Banana pins

MADE TO ORDER CRYSTALS

1001 KC to 2600 KC:

.01% tolerance	\$2.00 ea.
.005% tolerance	\$2.75 ea.
2601 KC to 9000 KC:	
.005% tolerance	\$2.50 ea.
.005% tolerance	\$3.00 ea.
Specify holder wanted	

ANY AMATEUR, NOVICE, TECHNICIAN BAND CRYSTALS

.01% tolerance	\$1.50 ea.
80 meters 3701-3749 KC, 40 meters 7152-7198 KC, 15 meters 7034-7082 KC, 6 meters 8335-8650 KC (within 1 KC)	

FUNDAMENTAL FREQ. SEALED CRYSTALS IN HC6/U holders. From 1400 KC to 4000 KC. .005% tolerance \$4.95 ea. From 1000 KC to 15,000 KC any frequency .005% tolerance \$3.50 ea.



SEALED OVERTONE CRYSTALS Supplied in metal HC6/U holders

Pin spacing .186, diameter .050	
15 to 30 MC .005 tolerance	\$3.85 ea.
30 to 45 MC .005 tolerance	\$4.10 ea.
45 to 60 MC .005 tolerance	\$4.50 ea.
AIRCRAFT CRYSTALS IN HC6/U holders from 118.1 MC to 123.9 MC	\$3.85 ea.
Pin spacing 1/2" Pin diameter .050	

SUB-MINIATURE AIRCRAFT CRYSTALS ALL FREQUENCIES

RADIO CONTROL CRYSTALS IN HC6/U holders. In stock for immediate delivery (frequencies listed in megacycles) sealed crystals 26,995, 27,045, 27,095, 27,145, 27,195, 27,255, tolerance .005% (1/2" pin spacing) specify diameter .093 or .050 \$2.50 ea.

NEW CITIZEN BAND CLASS D CRYSTALS \$2.50 ea.

In HC6/U holders 1/2" Pin spacing .050 Pin Dia. Tolerance .005%

Following frequencies in stock (frequencies listed in megacycles) 26,965, 26,975, 26,985, 27,005, 27,015, 27,025, 27,035, 27,055, 27,065, 27,075, 27,085, 27,105, 27,115, 27,125, 27,135, 27,155, 27,165, 27,175, 27,185, 27,205, 27,215, 27,225

PT-241 Lattice Crystals in all frequencies from 370 KC to 540 KC (all except 455 KC and 500 KC) 50c ea.

Pin spacing 1/4" Pin diameter .093
Matched Pairs ±15 cycles \$2.50 per pair

200 KC Crystals	\$2.00 ea.
455 KC Crystals	\$1.50 ea.
500 KC Crystals	\$1.50 ea.
100 KC Frequency Standard Crystals in HC6/U holders	\$4.50 ea.
Socket for PT-243 crystal	15c ea.
Dual socket for FT-243 crystals	15c ea.
Sockets for MC-7 and FT-171 crystals	25c ea.
Ceramic socket for HC6/U crystals	15c ea.

(add 5c per crystal for postage and handling)

WRITE FOR FREE CATALOG COMPLETE WITH OSCILLATOR CIRCUITS

ASK YOUR PARTS DEALER FOR TEXAS CRYSTALS

See big red display . . . if he doesn't stock them, send us his name and order direct from nearest factory.

ORDER FROM NEAREST PLANT TEXAS CRYSTALS

All Phones: Gladstone 3-3555 (River Grove, Ill.)

Texas Crystals
8538 W. Grand Ave.
River Grove, Ill.

OR

Texas Crystals
CRYSTAL DRIVE
Ft. Myers, Florida

ATTACH THIS COUPON TO YOUR ORDER FOR SHIPMENT VIA 1ST CLASS MAIL AT NO EXTRA COST

TERMS: All items subject to prior sale and change of price without notice. All crystal orders must be accompanied by check, cash or M. O. with PAYMENT IN FULL. NO COD'S. Add 5c per crystal for postage and handling charge. Dept. E-69

with an accurate instrument which will indicate the actual frequency measured or the amount of deviation from the prescribed frequency. The measurement and date it was made is recorded in the ship's records and must state the frequency or deviation as measured, not just "OK," and the record must be signed by the person who made the measurement.

Frequency measurements may be made by anyone qualified to do so. FCC rules do not stipulate that an operator license is required. The station licensee shall be held responsible for proper operation of the transmitter, regardless of who makes the measurement.

A commercial instrument for frequency measurement is a relatively expensive device. On board ship, however, military surplus BC-221 frequency meters are popularly used by service technicians for measuring transmitter frequencies.

When a boat is put in moth balls for the winter, the radiotelephone can be removed for maintenance and storage. It should be kept free of dust and stored in a dry place. Before putting it on the shelf, wrap it in paper to seal out dust. In the spring, blow out any dust that may have accumulated. And, after it is put on board, check the transmitter frequencies if you have the competence and adequate equipment, or, better yet, call a service technician.

What You Cannot Do

Unless you possess a first or second class radiotelephone or radiotelegraph license you should not:

Tamper with internal transmitter tuning controls

Replace transmitter crystals

Replace transmitter components.

While FCC regulations state that only a properly licensed operator can make adjustments or repairs which might affect transmitter frequency, it is for an expert to determine what parts are concerned. Therefore, it is the safest policy for unlicensed persons to leave the transmitter alone.

What You Can Do

An unlicensed person may repair or adjust transmitter tuning controls in the presence of and under the supervision

of a person that is properly licensed.

A boat owner is required to have a third class operator license, but does not have to possess a first or second class license, to operate his radiotelephone. Anyone may talk over the radio with his permission but he cannot waive his responsibility.

Anyone competent to do so may repair or adjust the receiver. Very little skill is required to:

Check the battery

Inspect the battery cables

Inspect the antenna system

Test the tubes

A marine radiotelephone of the type used on pleasure craft is nowhere near as complex as a TV set. It is a relatively simple device. The difference is, and that is why a license is required, that if the transmitter operates improperly, it can cause harmful interference to others.

If it is so simple, one asks himself, why does a marine radiotelephone cost more than a TV set? There are good reasons. First, it is a safety device and must be reliable. Second, it must be able to withstand the rigors of shipboard use, and, third, it must meet FCC technical standards. —

It's Hamfest Time Again

Continued from page 69

antennas, etc., are displayed and hundreds of questions are asked of the owners and manufacturers' representatives. Perhaps the biggest attraction is the "swap shop"—the ham's version of a bargain basement. Everyone who has a piece of gear he no longer wants or needs brings it along in hopes that someone else will buy it or trade him something useful. Newcomers are amazed at the amount of surplus radio equipment, old and new, factory built or home-brew, that is heaped on tables, the ground, or sold out of open car trunks.

The XYLs (ham-talk for wives) and children aren't left out of the day's fun. Special contests, games, and baby-sitting services are planned to keep everybody happy while the OM (Old Man) tramps around bargain hunting.

Of course, the day wouldn't be complete without a tour through the

parking area to look at mobile radio installations, dynamotors, and unusual antenna rigs.

At noon all the fun centers around the family picnic basket, and before long the afternoon program begins with a few short talks on new developments in ham radio, and the introduction of guests. Then comes the drawing of prize winners. Everyone has the feeling he'll carry home a piece of new equipment or pocket a sizeable cash prize. As the prizes are carried away, there are groans of disappointment, but even the losers agree, "It was exciting while it lasted."

When all the prizes have been awarded, all the equipment swapped, and all the hands shook, it's time to start for home again, wishing "73" to everyone, and looking forward to next year's hamfest.

Weather Station—2

Continued from page 58

forming a box around it. Cut out a side of the box and drill a hole through it so that the nine conductor cable will just squeeze through. This will help make the box weatherproof. Once the lead is through and the wires soldered to terminal strip you can complete box.

The cable length is determined by the distance between the sender and the indicator chassis. Make sure that the cable leads are connected in the same order as on the tie lug of the sender.

The moving vane is made from a shaft extension, coat hanger wire, a piece of sheet aluminum and a small counterweight. The larger the area of the vane, the more sensitive it will be to a shift in wind direction. It was found that the size vane shown would turn easily in a wind of only a few miles per hour.


Once the sender is mounted at a spot where it will receive the full force of the wind, it will be necessary to orient the vane properly so that the north bulb will light when the wind is blowing from the north and so forth. Manually turn the sender shaft extension until the east or west bulb lights. Tighten the vane set screw so that the vane points toward the sunrise for east or the sunset for west.

NOW WITH NEW TICONAL[®] VIII

MAGNETS
(30% MORE POWERFUL THAN ALNICO)

Norelco[®]

T-7 LOUSPEAKERS



...AND A NEW LINE OF ACOUSTICALLY MATCHED ENCLOSURES

The world's greatest buys on the basis of listening quality, the new T-7 series of 5" to 12" loudspeakers incorporates magnets of Ticonal-7 steel, the most powerful of magnet alloys, for maximum efficiency and damping... dual cones for wide frequency response... constant impedance resulting in an extremely straight response curve... longer effective air-gaps and extra high flux density to provide exceptional transient response and to eliminate ringing and overshoot. For descriptive literature write to North American Philips Co., Inc., High Fidelity Products Division, Dept. 3K6, 230 Duffy Avenue, Hicksville, Long Island, New York.



All-Electric Auto

Continued from page 79

ventional steering wheel in the usual place, the usual brake pedal, very likely even a clutch pedal and gear shifting lever, and an instrument panel. The instruments will be quite different except for the speedometer. In the current model there are two ammeters, one telling the driver just how much juice he's taking out of the batteries and the other indicating the remaining amount. The other instrument is a voltmeter. The headlights of the prototype are operating off an auxiliary 6-volt battery inside the luggage compartment. This, Graves explained, was for testing only. Production models' lights will operate from the battery pack.

The test car motors put out a rather unsatisfactory 2.5 shaft horsepower each, or a total of 5 horsepower. As *Electronics Illustrated* readers well know, the horsepower of electric motors is not comparable to that of gasoline engines. Production models will have 3.2 hp DC motors made by Baldor Electric of St. Louis. The 6.4 available shaft horsepower is the working equivalent of 22 brake horsepower. Even 22 bhp doesn't sound like much, but many of today's small imported cars have little more. The production motors have a maximum 2,700 rpm.

Further cooperation between Stinson and Baldor point to the likelihood of a regenerative braking system which will not only reduce the wear on the conventional brake linings, but will also throw current back into the batteries. The two motors run only when the driver exerts pressure on the accelerator. The ignition key, for lack of a more descriptive term, is used only to unlock or turn on one of the two contact switches. The other switch is on the accelerator. Thus, when stopped at an intersection, no current is drained from the batteries.

Stinson has been engaged in a full-blast battery testing program. "We've tested about every suitable battery available at the present time," Dr. Graves told the writer. "Most of the batteries, including those which have replaceable cells, have given about the same performance."

When I expressed curiosity about the possibility of using nickel cadmium batteries or some of the other supposedly "super" batteries, Dr. Graves replied that, "We are sticking to the average, readily available, moderately priced batteries simply to hold down the initial cost to the consumer."

The price of the car when it goes on sale later this year will be somewhere around \$2,500. The batteries on the production versions will be concealed beneath a false floor behind the seats. Nevertheless, the wise owner should learn how to read a hydrometer.

Stinson president, Dean Van Noy, who has been manufacturing electric golf carts for a number of years, told us that the batteries will cost around \$150 dollars per car when they are bought by the company for 500 cars at a time. The batteries that will be used will have a life of about 3 years, at which time the car owner would have to replace them at a cost comparable to an engine overhaul on the average car.

This car, it should be understood clearly, is not intended as a family all-purpose vehicle. Rather, it is being designed as essentially a second car to be used for shopping or commuting in and from suburban areas. Only 7 hours are normally required to recharge the batteries by the taper-type charger, containing silicon rectifiers manufactured by the Lester Equipment Company of Los Angeles. However, this charger, which comes as standard equipment with the car, can be reset, according to Van Noy, to give a safe and complete charge in 4 hours. Total charge is achieved with 6.88 kilowatt-hours. Actually, if one lived 70 or more miles from his destination, the batteries could be recharged at a service station by merely having the attendant plug in the charger. Cutoff is automatic.

The performance of the prototype is not fabulous due to an overweight condition. The batteries alone weigh close to 660 pounds, not 400 as has been reported. However, Stinson is tooling to produce lighter plastic bodies and a new aluminum frame which will bring the weight of production models down to no more than 2,000 pounds. Then, instead of taking some 30 seconds to get up to 50 mph as is the case with the test

MICRO

ELECTRON TUBE

INTRODUCES FOR THE FIRST TIME
ANYWHERE A SELECT STOCK OF USED
TUBES AT A FABULOUS LOW PRICE

37¢

ea.

FOR *any* TUBE LISTED

\$35 PER
HUNDRED
ASSTD.

ALL TUBES SENT POSTAGE PAID
Please send 25¢ handling for orders under \$5. Send 25%
deposit on C.O.D. orders. Send approximate postage on
Canadian and foreign orders.

MICRO

ELECTRON TUBE CO.

P.O. BOX 55 Park Station, Paterson 3, N. J.

- Each and every tube is tested in our own laboratory for mutual conductance and life test.
- We guarantee FREE replacement for one year of any tube any or all operating conditions. Prompt refunds are made on any defective merchandise.
- The advertised tubes are not necessarily new, but may be electrically perfect factory seconds or used tubes—each is clearly so marked.

6A2	6X8	6BH6	6SF5	7Z4	19BG6G
0Z4	6Y3GT	6BJ6	6SF7	12A8	19J6
1A7GT	6Y4Q	6BK5	6SJ7	12AQ5	19T8
1B3GT	6A7	6BK6	6SK7	12AT6	24A
3CB6	6AB	6BL7GT	6SL7GT	12AT7	25AV5
1N3GT	6AB5	6BN6	6SN7GT	12AU6	25BQ6
1L6	6AC7	6BQ6GT	6SQT	12AU7	25BK6
1N6GT	6AF4	6BQ7	6SST	12AV6	25L6GT
10BGT	6AQ5	6BYSQ	6S7	12AV7	25W4GT
1R5	6AQ7	6BZ6	6T4	12AX4GT	25T5
1S5	6AN4GT	6BZ6	6T8	12AX6GT	25Z6
174	6AN6	6C4	6U8	12AX7	25Z6
1U4	6AK6	6C5	6V6	12A27	25Z6
1UB	6AL5	6C6	6W4GT	12B6	35A5
1V2	6AL7	6C6	6W6GT	12BA6	35A5
1X2	6AN6	6C8B	6X4	12B7	35B5
2A3	6AN6	6CD6Q	6X5	12B7	35C5
2F4	6AQ5	6CCT	6X8	12BE6	35L6GT
3BC6	6AQ6	6C7E	6X8C	12BF6	35W4
3B6	6AQ7GT	6CL6	7A4/XXL	12BH7	35W4
3C20	6AR5	6CM7	7A5	12BQ6	35V4
3CF	6AT8	6C8	7A7	12BY7	37
3C50	6AT8	6C8	7A8	12CA5	39/44
31X2	6AUGT	6C8E	7B4	12C6	42
3Q4	6AUGT	6D6	7B5	12D7	43
354	6AUG	6D6B	7B6	12L6	45
3V4	6AUG	6E4	7B7	12M7	50A5
4BQ7A	6AV5GT	6H6	7C4	12S47	50B5
4BZ7	6AV6	6I4	7C4	12S67	50C5
5A5B	6AV6	6I5	7C5	12S7	50L6GT
5AT8	6AX4GT	6J7	7C6	12SK7	50L6GT
5AV8	6AX5GT	6K6GT	7C7	12SN7GT	56
5AW4	6B	6K7	7E6	12SOT	57
5K7	6B6	6K8	7E7	12V6GT	58
1J6	6BC5	6L7	7F7	12W6GT	71A
6T6	6B6	6M7	7F6	12X47	76
6U6C	6BE6	6N7	7H7	12Z3	76
5U6	6BF6	6S4	7N7	14A7/12B7	77
5V4G	6BF6	6S4	7Q7	14Q7	80
5/6GT	6BGC	6S47	7X7/XXFM	1407	84/6Z4
		6SCT	7Y4	19A46GT	117Z3
		6SCT			117Z6

WRITE DEPT. E-1 FOR OUR FREE COMPLETE LIST OF TUBES & SPECIAL PURPOSE TUBES



ELECTRONICS GUIDE • Hi-fi, short-wave, TV repair, outer space, tape recording, ham receivers. (No. 404)

PRACTICAL ELECTRONICS • Hi-Fi tips, tests, TV, novice ham station, transistor intercom, etc. (No. 394) Also available in hard cover edition at \$2.00 per copy.

HI-FI GUIDE • Amplifiers, speakers, turntables, stereo section, tone arms, preamplifiers, kits. (No. 389) Also available in hard cover edition at \$2.00 per copy.


HANDY MAN'S HANDBOOK • Plumbing, Air Conditioning, Heating: repair, installation, costs. (No. 399)

To order direct, send 75¢ per copy for regular edition or \$2.00 per copy for De Luxe edition to: FAWCETT BOOKS, Dept. E1-6, Greenwich, Conn. Add 10¢ per copy mailing charge for all books. Specify title and number. Canadian orders cannot be accepted.

A FAWCETT HOW-TO BOOK 75¢

AT YOUR LOCAL NEWSSTAND, LEADING DRUG STORE, SUPER MARKET, HARDWARE STORE AND BUILDING SUPPLY DEALER

DIAGNYZER



**ELECTRONIC
TESTER**

**\$9.95
COMPLETE**

for DO-IT-YOURSELF SERVICING

INDISPENSABLE—FOR TV, RADIO, HI-FI Appliances, Autos, Electrical Tools. Used in Home, Shop and Farm. Checks Radio and TV Tubes, Components, Voltages and Circuits, etc. INEXPENSIVE TO OWN, EASY TO USE

Anyone can do servicing with this wonderful instrument, pays for itself the first time you use it. Best value for money, nothing else like it.

COMPLETE TRAINING COURSE AND SERVICE MANUAL INCLUDED FREE WITH EACH INSTRUMENT

- Send "Diagnyzer" postpaid. I enclose full payment of \$9.95
- Send "Diagnyzer" C.O.D. I will pay \$9.95 plus postage.
- Rush me FREE descriptive literature concerning "Diagnyzer."

Name

Address

APPARATUS DEVELOPMENT CO.
Dept. E1, Wethersfield, Conn.

BACH OR BE-BOP

WHILE YOU BARBECUE



On patio, lawn, or pool... enjoy outstanding high fidelity sound with University's weatherproof dual-range 'LC' speaker systems

The exceptionally efficient 'LC' speakers connect to your amplifier, phonograph, radio, or TV... to cover any area you desire with high volume quality sound. Leave in place rain or shine, season after season... they're rugged and dependable. Each model is a true coaxial speaker with separately driven woofer and tweeter. For complete details, write Desk E-8, University Loudspeakers, Inc., White Plains, N.Y.



Model MLC: compact, fiberglass reinforced polyester. \$34.50



Model BLC: for wider coverage. All metal construction. \$53.70



car we drove, the same speed should be reached in about 20 seconds, especially in view of the increased power of the production motors. The top speed of the 3,000-pound proto is 58 mph. Stinson plans to increase the overall range between charges to well over 90 miles and the top speed to 70 mph.

According to Dr. Graves, Stinson has been considering nuclear power. "There are no weight or space problems with the latest nuclear devices, but we have not installed any of these. Nuclear generated electricity remains a distinct possibility in the future."

Swamped with mail and inquiries, Stinson officials indicate the pilot production models will be ready for final testing by this summer. These will be closely followed by the first 100 cars slated for utility firms scattered across the nation. It is the author's opinion that passenger-carrying electric cars will be available to the public in limited numbers before this year ends.

Here is an opportunity for electronics technicians everywhere to devote their talents to a wide open field. With municipal authorities everywhere putting the pressure on Detroit to come up with a smogless car, the virtues of electric power present the greatest possibilities of success.

Exposure Meter

Continued from page 67

best) and that it will support the cell firmly. You can use a plastic "pill-box" or a block of wood, if you wish. I preferred bending a piece of scrap aluminum measuring $3\frac{3}{4}'' \times 2\frac{1}{4}''$ to form $\frac{3}{4}''$ side legs. A $\frac{3}{8}''$ hole is then drilled in the geometric center of the square top of the carrier and a $\frac{1}{4}''$ OD grommet inserted in it.

Circuit performance testing can be carried on without bothering with the enlarger. Place the device on the workbench and, with only the safelight on, turn on the POWER switch. The photocell should be plugged in, the SENSITIVITY control turned fully clockwise, and exposure timing potentiometer knob turned fully counterclockwise. (The sensitivity of this circuit is so great

that other room light should be reduced to a minimum; certainly *changes* in room light values must be avoided at this point.) After a 30 second warm-up period, turn on the STANDBY SWITCH. If the wiring is all correct, the tuning eye should glow and the shadow area should be about 60 degrees; that is, the eye should be "open."

Now slowly rotate the main control clockwise while you observe the eye. At some intermediate position, the eye should close. Cover the cell with your hand and note that the eye closes more tightly as evidenced by an overlapping of the bright areas. Backing off the main control should again make it open.

To test the sensitivity control, place a 100 watt incandescent lamp over the cell, about three feet away. With this on, it should be impossible to close the eye using only the main knob while the SENSITIVITY is full on. Now, leave the main control fully clockwise and slowly rotate the SENSITIVITY control back. At some point in the rotation, the eye should again close. If the instrument performs as described, it is ready for calibration.

The replaceable calibration cards are cut from 3"x5" library stock and are slotted as shown in the pictures to fit over the shank of the main timing control. Two binder-head screws, one on each side of the card, serve as retainers to hold the scale vertical.


Select a negative that has a clean, clear (shadow) area for calibration. It should be a normal negative with good highlights as well. Focus this negative on the easel with the iris wide open and the height adjusted for the smallest enlargement you ever intend to make. Place the photocell in the deepest portion of the shadow area (brightest illumination) and determine if you can close the eye with the main knob while the SENSITIVITY is full on. This will work with diffusion enlargers and most single-condenser types; it may not work with some double-condenser enlargers. If such is the case, back off the SENSITIVITY and try again. When you find point where the eye just closes, mark panel at the SENSITIVITY pointer and leave knob set this way for all future work with this particular enlarger.

For the conditions described, you are

CUT HOLES IN 1-1/2 MINUTES

(OR LESS)

with Greenlee
Chassis Punches



Many sizes . . . quickly make smooth, accurate holes in metal, hard rubber, or plastics . . . for sockets, plugs, controls, meters, panel lights, etc. Easy to use, simply turn with a wrench. Write today for free literature.



GREENLEE TOOL CO.

1783 Columbia Avenue, Rockford, Ill.



ASSEMBLE YOUR OWN

WALKIE-TALKIE RADIOPHONES



New Model For 27

MC Citizens Band

Electronic chassis ONLY **\$18.98** post paid

- Meets FCC requirements for new class "D" citizens band radio-telephone.
- License easily obtained on application by any U.S. citizen 18 years or over. No tests to take.
- Transmits and receives one to several miles depending on obstructions and elevation.
- Assembled unit is completely portable and requires no external connections. Operates from self contained batteries obtainable at your local radio store.
- Electronic chassis is wired, tested, guaranteed and includes crystal controlled oscillator, R.F. power amplifier, audio modulator, receiver with R.F. stage, and a new transistorized audio booster stage for extra loud reception plus a complete set of tubes and transistor.
- Radio receiver is tunable to any of the 22 channels by a single control knob. Features ultra-high amplification, automatic volume control and noise clipping.
- Instructions and photographs are supplied with each chassis for completing the walkie-talkie as illustrated. Accessories are not included but are available at low cost.

FREE R.F. power indicator kit with each order. SEND YOUR ORDER TODAY. INCLUDE POSTAL MONEY ORDER FOR FAST DELIVERY. C.O.D.'S REQUIRE \$5.00 DEPOSIT.

N.Y. City residents add sales tax.

SPRINGFIELD ENTERPRISES

BOX 54 EL 6

SPRINGFIELD GARDENS 13. N. Y.

ELECTRONICS ILLUSTRATED

Classified Ads

Your advertisement can reach this mail-buying audience for only 35 cents a word. Copy for the September issue must be in our office by June 20th. Mail to ELECTRONICS ILLUSTRATED, 67 West 44th St., New York 36, N. Y.

• • • FOR SALE

MONEY SAVING Prices on tubes. TV, Radio, Transmitting and Industrial Types. New, 1st quality, guaranteed. Top name brands only. Government surplus and commercial test, lab and communications equipment in stock. Sell us your excess tubes and equipment. Unused, clean tubes of all types wanted. Send specific details in first letter. Write for "Green Sheet" catalog 25¢. Barry Electronics Corp., 512 Broadway, (Dept. E1.), WA 5-7000, New York 12, N. Y.

GOVERNMENT SELLS — Surplus Electronics; Walkie-Talkies; Test Equipment; Oscilloscopes; Radar; Sonar; Misc. Electronics—Send for U.S. Depot Directory & Procedures \$1.00. "Government Surplus Sales," Box 8-EL, Sunnyside 4, New York.

SALE 2 3/4-INCH speakers. Ideal for tweeters. Two dollars. Boyd, 5213 Vermont, Detroit 8, Michigan.

RING-VALVE JOB while driving, \$6.00. Literature. Motaloy, Grantham 6, Penna.

• • • PRINTING, MULTIGRAPHING, MIMEOGRAPHING

4 LINES RUBBER Stamp \$2.00. 3 Lines \$1.50 Postpaid. Arlington Rubber Stamp Co., 918 Minnesota Ave., Dept. 6, Knoxville 21, Tenn.

PENNY PRINTING, Letterheads, Envelopes, penny each. Minimum 50. 109 North Adams, Burlington, Iowa.

• • • BUSINESS OPPORTUNITIES

WE PAY \$4.50 lb. dried. Grow Mushrooms. Cellar, shed and outdoors. Spare, full time, year round. We pay \$4.50 lb. Free Book. Mushrooms, Dept. 315, 2954 Admiral Way, Seattle, Wash.

YOUR DRIVER'S license opens spare-time business opportunities. No equipment required. Interesting details free! Prescott House, Box 134, Clifton 25, N. J.

\$200. MONTHLY POSSIBLE, Sewing Baby-wear! No house selling! Information free. Send name to Cuties, Warsaw 168, Ind.

MAKE \$25-\$50 WEEK, clipping newspaper items for publishers. Some clippings worth \$5.00 each. Particulars free. National, 81-EX, Knickerbocker Station, New York City.

VENDING MACHINES—No selling. Operate a route of coin machines and earn high profits. 32-page catalog free! Parkway Machine Corp., Dept. 33, 715 Ensor St., Baltimore 2, Md.

LIFETIME INCOME! Free home business catalog. Guthries, 5123E Eagle Rock Boulevard, Los Angeles 41, Calif.

OPERATE PROFITABLE mailorder business! Write: Bond, T-1637 West Vernon, Phoenix, Arizona.

• • • EMPLOYMENT OPPORTUNITIES

JOBS OVERSEAS! Write Janecek Development Co., 109 Hub Station, New York 55, N. Y.

PRINTING - ADVERTISING SALESMEN.

Excellent moneymaking sideline selling Decalcomania Name Plates. Advertising Specialties. Sign letters, Automobile initials. Free Samples. "Ralco"-E1, Box L, Boston 19, Mass.

JOBS—HIGH Pay; USA, So. America, The Islands. All trades. Many companies pay fare. Write Dept. 725, National Employment Information, 1020 Broad, Newark, N. J.

• • • HI-FI

HI-FI CONVERTER. Console sound from your radio, television set, or record player, with new speaker system kit. Write for free folder. Windhaven Radio, Box 16E-74, Baroda, Mich.

FREE STEREO—L.P. Lists, 500 page catalog 25¢. Inquire Select Records, P.O. Box 2, Homecrest Sta., Brooklyn 29, N. Y., Dept. E-1.

UNUSUAL VALUES. Hi-Fi components, tapes and tape recorders. Free catalog E1, Stereo Center, 51 W. 35 St., NYC 1.

CROSSOVER NETWORK kits. Write Watson Industries, 110 Mildred, Venice, California.

• • • TAPE RECORDERS

RECORD YOURSELF singing or playing with name bands on your own tape recorder with an easily assembled and operated mixer. No recorder is complete without one. 1/2 hour project. Plans and instructions. 50¢. Robert Kohout, 65 Whiting Drive, Chesterland, Ohio.

RECORDERS TAPE Decks, Stereo Tapes, Accessories, excellent values, catalogue. Eisco Sales, 270R Concord, West Hempstead, N. Y.

TAPE RECORDERS, Hi-Fi components, Sleep Learning Equipment, tapes. Unusual values. Free catalog. Dressner 69-02 Z, 174 St. Flushing 65, N. Y.

HI-FI, RECORDERS. Free Wholesale Catalogue. Carston, 215-G East 88, N. Y. C. 28.

• • • RADIO & TV

TRANSISTOR RADIO Kit. Contains: Transistor Electronics booklet, miniature radio cabinet, ferrite antenna coil, transistor amplifier, variable capacitor, diode detector, headphone, antenna. Educational. Postpaid \$4.95. Toytronic Development Co., 1090 S. Raritan St., Denver, Colorado.

DIAGRAMS FOR repairing radios, amplifiers, \$1.00; television \$2.00. Give make, model. Diagram Service, Box 672-E1, Hartford 1, Conn.

"RADIOBUILDER" MAGAZINE. Experimenters' paradise! Transistor experiments. 12 issues \$2.50; copy 25¢. Radiobuilder, 1131-K Valota, Redwood City, California.

AMAZING ORIGINAL transistor amplifier circuit. Interesting folio of information \$1.25. Ciardi, 1119-C Luzerne, Scranton, Penna.

CRYSTAL RADIO Experimenters. Write to Hulet, 305 Hope, Lakewood, N. J.

• • • EDUCATION & INSTRUCTION

ENGINEERING DEGREES Earned through Home Study. Electronics, Electrical, Mechanical, Civil, Physics. When writing, specify course desired. Pacific International College Of Arts And Sciences primarily a correspondence school. Resident classes also carried. 5719-E Santa Monica Blvd., Hollywood 38, Calif.

CODE FOR Ham License easily learned. One hour of beginning instruction, learning through 6 w.p.m., on tape, \$2.98. All recording done by licensed Amateurs. DoMar Recording Co., Box 666, Linfield Station, McMinnville, Ore.

CALCULUS, PRACTICAL, First Four Easy Lessons \$1. Mathco, 4256-I Minor, Cincinnati 17, Ohio.

• • • BUILD-IT-YOURSELF

"AUTOMATIC GARAGE Door Control" book; complete, clear plans, photos, exploded view, instructions. Standard parts, radio/post control. \$2.00 (guaranteed). RL Books, 5649C Costello, Van Nuys, Calif.

• • • INVENTIONS & INVENTORS

INVENTORS—SEND for free Patent Information book and Inventors Record. Registered Patent Attorney, Associate Examiner, Patent Office 1922-1929; Patent Attorney & Advisor, Navy Department 1930-1947. Gustave Miller, 69E1 Warner Building, Washington 4, D. C.

• • • MISCELLANEOUS

HYPNOTIZE SUCCESSFULLY! Easily learned, fast, modern methods! Author's "Instantaneous" and "Against Will" methods exposed! Complete illustrated course—including self-hypnosis and "Secret Nerve Pressure Technique" \$1.00. Arthur Fowler, 851 Draper Avenue, Schenectady 6, N. Y.

"WINEMAKING; BEER, Ale Brewing." Illustrated. \$2.00. Eaton Books, Box 1242-A, Santa Rosa, California.

• • • STAMPS & COINS

FREE! EXCITING collection of exotic stamps. Send 10¢ for handling. M&M Enterprises, 168 Central Ave., Turtle Creek, Penna.

UNITED NATIONS. Five different 10¢. Approvals. Anderson, 1112 Harrison, San Francisco 3, Calif.

INDIAN CENT plus Bargain Lists 10¢. Hutchinson's, Box 4747, Philadelphia 34, Penna.

• • • DETECTIVES

DETECTIVES—WORK Home—Travel. Experience unnecessary. Detective Particulars free. Write, Wagner, B-125 West 86th, New York 24.

• • • MUSIC

SONGPOEMS AND Lyrics Wanted! Mail to: Tin Pan Alley, Inc., 1650 Broadway, New York 19, N. Y.

now ready to mark the scale card for the shortest exposure you will ever make. Be sure that the main control is set so that the eye is just *barely open* and place a pencil mark opposite the pointer on the main timing knob. Remove the photocell and, using the standard test strip method, determine the correct exposure time for this lens opening on normal enlarging paper (grade No. 2). Enter this figure in seconds next to the pencil mark.

Now rotate the main pointer about 1/10 of its full motion counterclockwise and the eye will open. Replace the photocell in exactly the same spot it was before and now carefully close the enlarger iris diaphragm until the eye again virtually closes all the way. Repeat the test strip procedure and again mark a calibration time on the card opposite the new pointer position. This process is carried on all the way to the point where the iris is almost closed.

For different grades of the same brand of enlarging paper, it is not necessary to repeat the calibration procedure. Standard practice suggests that an increase of exposure time of 35% is correct for each successive harder grade. For example, if the exposure time for normal paper (No. 2) on a given setting is 10 seconds, then very close to 15 seconds will be required for No. 3 paper of the same manufacture. Thus the scales can be made up for all grades from soft (No. 1) to very hard (No. 4). —●—

Electronic Lawn Mower

Continued from page 59

How does the mower find its way around the yard, avoiding trees, patios, etc.? Easy! A pre-recorded magnetic tape, made from an original, human-controlled run, keys a transmitter sending change of direction radio signals to the mower. Each change is part of a precise cutting path that finally returns the mower to its shelter.

A spiked roller automatically aerates the lawn and can distribute weed killers and fertilizer. The V-shaped bumper actuates course changes should any unprogrammed obstacle, such as a chair, be encountered. In the winter, a snow plow may be attached. —●—



**GERMAN
AUTOMATIC**
6-SHOT REPEATER—22 CAL.

German Automatic, latest model 6 shot repeater, 22 **\$6.95** caliber self ejecting clip, precision made by the finest West German Gunsmiths. Wonderful for sporting events, theatrical performances, would-be attackers, etc. 4" long, perfectly balanced. (Not available to residents of California.) Comes for \$6.95 ppd. from

BEST VALUES

Department K-72, 403 Market St., Newark, N. J.

ROCKET PLANS

BUILD YOUR OWN 1 and 2 Stage Large and Small

Our 12 page, illustrated booklet includes:

Complete Rocket Construction
Various Solid Fuel Mixtures
Electrical Firing System
Launching Platform
Principles of Rocket Propulsion
And Stability

How to Measure Firing Height
Safty Rules

And many other features for 1/4 to 3 1/2 in. diameter rockets. Our plans are designed for high altitude performance

All of this and more in one book.
SATISFACTION GUARANTEED
Immediate Delivery

NOT A TOY!

ROCKETS Dept. EI-1
4106 Bee Cliff Drive
Columbia, S.C.



Only \$1.00




**LAFAYETTE'S
1959 CATALOG
260 GIANT-SIZE
PAGES
FREE!**

Complete listings of the **NEWEST** in Stereo and Monaural Hi-Fi, Short Wave, Audio, Transistor, and many other Lafayette electronics kits as well as thousands upon thousands of standard brand nationally advertised kits and electronic parts and components are described in **LAFAYETTE'S GIANT NEW 260-PAGE CATALOG. SEND FOR IT—IT'S FREE!** Just fill in coupon below and present it at any Lafayette store, or paste it on a postcard and send it to us. **THAT'S ALL YOU HAVE TO DO** to get your **FREE 1959 LAFAYETTE CATALOG!**

ELECTROSTATIC 3 ELEMENT TWEETER

27.50




THE FINEST HI-FI TWEETER AVAILABLE

Leave it to Lafayette to bring you the "hottest!" tweeter—the superlative electrostatic 3 element tweeter, rated best regardless of price. This smooth performing tweeter—superior to units costing many times more—improves ANY speaker system, bringing forth the realism and acoustic brilliance of the high frequencies. Simple to connect and use, comes complete with detailed instructions. In mahogany, walnut or blonde finishes with attractive plastic grilles. Size 1 1/4" x 6" x 4 1/2". Shpg. wt., 7 lbs.
SK-150 Electrostatic 3 Element Tweeter Mahogany Finish
SK-151 Same in Walnut Finish
SK-152 Same in Blonde Finish

- **BUILT-IN CROSSOVER NETWORK**
5000 Cycle Crossover Frequency
- **WIDE 120° DISPERSION ANGLE**
Achieved by 3 Electrostatic Element Design
- **MEASURABLY IMPROVES ANY SPEAKER SYSTEM**
Superb High Frequency Response from 5000 Cycles to Beyond 25,000 Cycles
- **BUILT-IN AC POWER SUPPLY**
Supplies High Voltage Necessary For True Electrostatic Speaker Operation
- **AVAILABLE IN MAHOGANY, WALNUT OR BLONDE ENCLOSURE**

27.50

**NEW! "STEREO ANALYST"
Single Needle
VU Balance
Meter**



The Most Versatile Instrument Offered The Hi-Fi Enthusiast

only **11.95**

- **UNIQUE 2 COIL GALVANOMETER-TYPE PRECISION METER MOVEMENT**
- **7 RANGES OF METER SENSITIVITY**
- **EFFORTLESS BALANCING OF STEREO SYSTEMS**
- **MAY BE USED AS VU METER AND TAPE RECORDER LEVEL INDICATOR**

Solves all stereo balancing problems. Each stereo channel feeds a separate coil through a full-wave bridge rectifier. Balanced signals result in a 0 deflection. 2 slide switches permit individual channel measurements. Metal case, satin gold finish. Size: 4" x 5 1/2" x 4 1/4". Shpg. Wt., 3 lbs.
TM-66 Stereo Balance Indicator.....Net **11.95**

SPECIAL MONEY-SAVER COMBINATION

99.50
SAVE 26.60

PK-245
PK-270

PK-245 hysteresis-synchronous turntable with new Lafayette **PK-270** 12" professional stereo tone arm plus Shure M3D Dynamic Compatible Stereo Cartridge with .7 mil diamond stylus. Shpg. wt., 19 lbs. Special.....Net **99.50**

SPECIAL SALE!

GARRARD RC121/11 WITH SHURE M3D DYNETIC STEREO CARTRIDGE WITH DIAMOND STYLUS

52.50

MONEY-SAVER COMBINATION
 Garrard latest model RC121/11 with Shure model M3D professional Dynamic Compatible Stereo cartridge with .7 mil diamond stylus. Regular \$3.15 value. Shpg. wt., 15 lbs.....Net **52.50**

GARRARD RC-88
 Garrard RC88 and Shure M3D Cartridge.....Net **62.50**

FREE

CUT OUT AND PASTE ON POST CARD

**LAFAYETTE RADIO, Dept. E1F-9
P.O. Box 511, Jamaica 31, N. Y.**

SEND FOR THE WORLD'S LEADING ELECTRONICS, RADIO, T.V., INDUSTRIAL, AND HI-FI GUIDE

Send **FREE LAFAYETTE** Catalog 590



Name

Address

City..... Zone.... State.....

Lafayette Radio

"Everything in Electronics"



Jobs Like These Go to Radio-Television Technicians



NRI Trained these Men



"I knew practically nothing about Electronics. After 3 years I started repairing. My future looks bright."
ACKERMAN — Minneapolis

"Thanks to NRI I operated a successful Radio Repair shop. Then got a job with WPAQ. Now I am an engineer for WHPE."
V. W. WORKMAN, High Point, N. C.



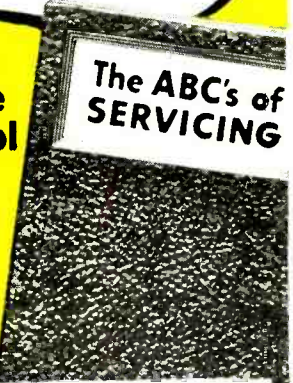
"Have good job in a TV shop plus a small business at home. In one year from lowest paid to highest paid."
V. BARR, Toronto

Mail Postage-Free Card for
SAMPLE LESSON FREE
 Shows how easy it is to
 Train at Home for Good
RADIO-TV JOBS

**Find Out What NRI—
 Oldest, Largest Home
 Study Radio-TV School
 Can Do For You**

Since 1914—NRI has been training ambitious men at home. Thousands have found NRI's training the way to higher earnings.

← **See Inside**



BUSINESS REPLY CARD
 No Postage Stamp Necessary If Mailed In The United States

POSTAGE WILL BE PAID BY

NATIONAL RADIO INSTITUTE

Washington 16, D. C.

FIRST CLASS
 Permit No. 20-R
 (Sec. 34.9 P.L.&R.)
 Washington, D.C.



another "first"... from
 the first name in high
 fidelity turntables—a
 RONDINE turntable with
hysteresis motor* at



\$ **49** ⁹⁵
 net

REK-O-KUT RONDINE K33H
KIT

Rondine K-33H Specifications: powered by Rek-O-Kut hysteresis synchronous motor. Single-speed (33 $\frac{1}{3}$ rpm) with Crown-Spindle belt drive; includes built-in strobe disc and on-off switch. Assembly: 30 minutes or less with ordinary tools. Complete instructions in each kit. Price: \$49.95 net, K-33H Turntable Kit only.

For ease of installation, handsome Rek-O-Kut bases and pre-drilled motor boards are available. Bases from \$10.95; Mounting Boards from \$4.95. Rek-O-Kut Tonearms from \$27.95. Hysteresis motors are essential for the professional quality required by broadcast and recording studios.

REK-O-KUT

HIGH FIDELITY TURNTABLES
 TURNTABLE ARMS

Export: Morhan Exporting Corp., 458 Broadway, New York 13, N. Y.
 Canada: Atlas Radio, 50 W ngild Ave., Toronto 10, Ontario

Rek-O-Kut Co., Inc.
 Dept EI-6
 38-19 108th St. Corona 58, N.Y.

Please send complete information on the new Rondine K33H Kit with hysteresis motor.

Name _____

Address _____

City _____ Zone _____ State _____

RK-40

Rondine—the Hysteresis Line... Engineered for the Studio... designed for the home!