

**WHAT HAPPENED TO THE DEATH RAY?**

# **ELECTRONICS ILLUSTRATED**

**HOW TO:**

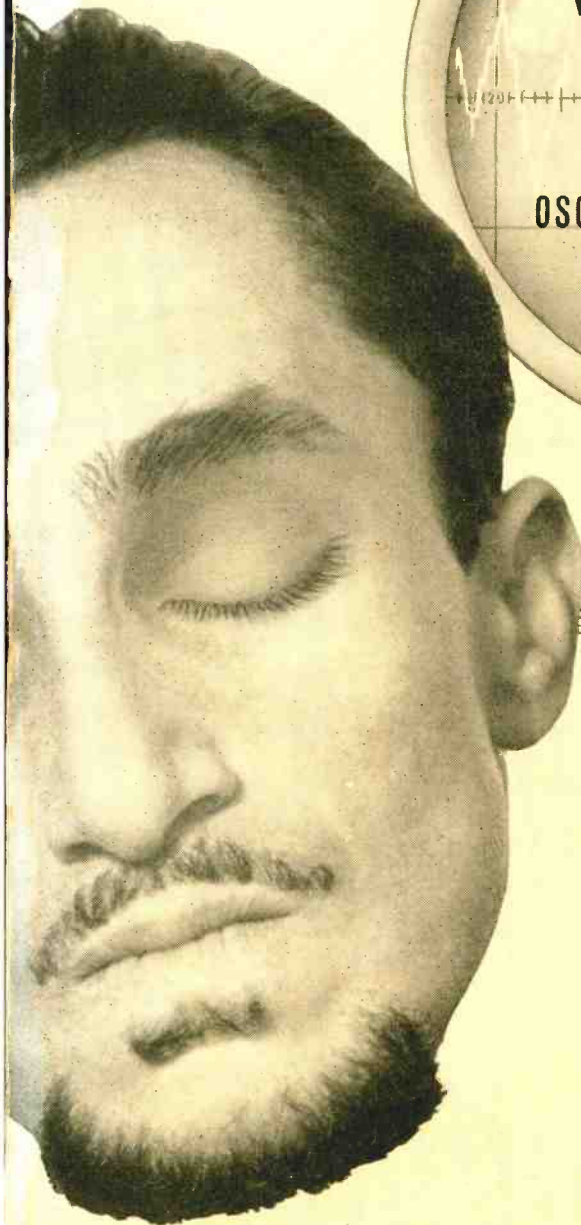
**Add Sound To Your Movies**

**Use a Neon Tester**

**Enjoy Tape Recorders**



**Tune In The World  
With Short Wave Radio**



...but a **NORELCO®** speaker made me

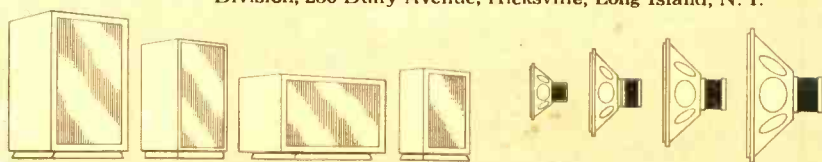


Every time I bought a record, I used to set up the calibrated microphone, connect the oscilloscope, start the music with bated breath, and — consumed with anxiety — I would keep my eyes glued to the screen of the cathode ray tube. If anything on the 'scope pattern looked suspicious (something always did), I would start checking tubes, voltages and crossover frequencies, and examine the record grooves under a microscope.

Then, at the house of a musician friend, I heard a NORELCO loudspeaker in a NORELCO enclosure. I was suddenly carried away by the sheer joy of *listening!* What lovely sound! Clean, tight bass; creamy smooth highs; crisply defined middles... the strings went la-lah-de-dah; the kettledrums went dum-dedum... it was *music!*

I rushed out of my friend's house to the nearest hi-fi dealer, bought my own NORELCO speaker, took it right home with me... and I am a different person today. Man, just listen to that *music!*

(You can change *your* hi-fi life, too — just write to North American Philips Co., Inc., High Fidelity Products Division, 230 Duffy Avenue, Hicksville, Long Island, N. Y.



a complete line of 5" to 12" high-fidelity speakers and acoustically engineered enclosures

# Make More Money Soon Fixing Electric Appliances



**Actual Lesson  
FREE** Fast Growing  
Field Offers  
Good Pay, Security  
Interesting Work

## Learn at Home in Spare Time

Earn more money. Enjoy doing important, interesting work. Learn Electrical Appliance Servicing. This is a field of increasing opportunity. Today there is an average of 8 appliances in every wired home. More than eighty million additional appliances, valued at about 8 billion dollars sold in one year. Find out more about this great, growing field. Find out how NRI can train you, at home and in spare time to be an Appliance Service Technician. See how you can start soon to make extra money servicing appliances.

## Add to Your Income Soon After Enrollment Opportunities Increasing for Service Technicians

NRI Training is practical, thorough. You get easy-to-understand lessons, and NRI supplies parts to build professional type Multi-Use Tester. Use it to get practical experience. Soon, you can add to your income by servicing appliances. Build a profitable *sideline* for your spare time—qualify for a good job—develop a business and be your own boss. As an Appliance Service Technician, your opportunities are broad—your services wanted, gladly paid for, highly regarded in your community.

Appliances are necessary to comfortable, convenient living. Owners pay well to keep them in repair. The field is amazingly big. In addition to major appliances such as electric ranges, air conditioners, refrigerators, there are over 40,000,000 electric irons, 5,000,000 electric blankets, 15,000,000 coffee makers, plus more millions of vacuum cleaners, fans, toasters, mixers, etc.



## Learn and Earn With Tester Diploma When You Finish

Locate appliance troubles easily with Portable Appliance Tester you build. You use it to learn and do actual electric appliance repair jobs. For only \$3.00 with enrollment and \$6 per month, get training including Tester—a small price to pay for increased earnings. Mail coupon for Sample Lesson and Book—your first step toward more interesting work, bigger earnings. **NATIONAL RADIO INSTITUTE, Dept. KN8, Washington 16, D. C.**



Find Out What  
Appliance Repair  
Offers You

## Mail Coupon FOR LESSON AND BOOK FREE

**National Radio Institute**

Dept. KN8, Washington 16, D. C.

Please send me Electric Appliance Servicing Lesson and Book FREE. (I understand no salesman will call.)

Name.....Age.....

Address.....

City.....Zone.....State.....

ACCREDITED MEMBER NATIONAL HOME STUDY COUNCIL

# ELECTRONICS ILLUSTRATED

A Fawcett Publication

VOL. 1, No. 6

DEC. 1958

## Contents



The Short Wave Receiver on the cover is the National NC 188. Color photo taken by Fawcett Studios.

A Message From the Editor .....	4
Electronics in the News .....	8
Nautilus Under the Pole .....	25
All About Short Wave Listening .....	30
What Happened to the Death Ray? .....	34
How Good Is Your Toothbrush? .....	37
Electronics Explores the Secrets of Life .....	38
Avoiding Mid-Air Collisions .....	40
Police Use Pocket Radio .....	44
Test Cars on a Treadmill .....	46
Deaf Children See Their Voices .....	48
Speeding the News .....	50
Telephone Recording Beeper .....	53
Add Sound To Your Movies .....	60
Electronic Brain .....	63

Guitar Amplifier With Tremolo .....	64
Receive Short Wave On Your Home Radio .....	68
Get More Out Of Your Tape Recorder .....	72
Wiring Phono Pin Plugs .....	75
39c Test Instrument .....	76
Hi-Fi Clinic .....	79
Fix Your TV Set - 2 .....	81
EI Assembles A Resistor-Capacitor Box .....	84
ABC's of Electronics .....	86
Child's Radiophone .....	56



CHARLES TEPFER..... Editor  
Leonard Buckwaller ..... Associate Editor  
Edward Nagas..... Feature Editor  
Murray Cooper..... Art Editor  
John M. Kane..... Art Associate  
Lois Bianchi..... Editorial Assistant

Larry Eisinger ..... Editor-in-Chief  
Phyllis Goodman..... Production Editor  
Nancy Kay..... Assistant Production Editor  
John F. Webster..... Advertising Manager

Ralph Daigh..... Editorial Director  
James Boynton..... Advertising Director  
Al Allard..... Art Director  
Ralph Mattison..... Associate Art Director  
Annette Packer..... Production Director

ELECTRONICS ILLUSTRATED is published monthly by Fawcett Publications, Inc., Fawcett Place, Greenwich, Conn. W. H. Fawcett, Jr., President; Gordon Fawcett, Secretary and Treasurer; Roger Fawcett, General Manager; Roscoe K. Fawcett, Circulation Director. Editorial and Advertising offices: 67 West 44th Street, New York 36, N. Y. Entered as second class matter at the Post Office at Greenwich, Conn. under the Act of March 3, 1879 with additional entry at Louisville, Ky. Price 25¢ a copy. Subscription price, 12 issues for \$3.00 in U. S. and Possessions and Canada. Copyright 1958 by Fawcett Publications, Inc. Printed in the U.S.A. Permission hereby granted to quote from this issue of this magazine on radio or television provided a total of not more than 1,000 words is quoted and credit is given to the title of the magazine and issue, as well as the statement, copyright 1958, by Fawcett Publications, Inc.

TRAIN FOR OPPORTUNITY FIELD OF

# ELECTRONICS

ON REAL EQUIPMENT

IN THE NEW SHOP-LABS

# COYNE

OF



LARGEST, OLDEST AND  
BEST EQUIPPED  
SCHOOL OF ITS  
KIND IN U.S.



This fireproof building is occupied entirely by Coyne and houses the NEW COYNE SHOP-LABS with over a quarter of a million dollars worth of Equipment. Thousands of successful men have trained at Coyne. There is no substitute for Coyne's wealth of experience.

## OPPORTUNITIES IN ELECTRICITY-ELECTRONICS

Train the Coyne way for a better job in Electricity-Electronics—a field that offers a world of opportunities now and in the years ahead. In industry—in the home—Electricity and Electronics are playing a vastly greater role than ever before. New developments and rapid growth are creating increasing job opportunities. Automation Electronics—one of the more recent applications of Industrial Electronics to manufacturing processes—promises to create additional demands for trained Electrical-Electronics men such as we have never seen. Electrical-Electronics Training can be taken separately or combined with Television-Radio training. Send coupon for more information.

*Training in Refrigeration and Electric Appliances can be included.*

**YOU TRAIN IN CHICAGO**—Learn the easier practical way in the NEW SHOP-LABS of Coyne in Chicago. Shop work plus technical training. No advanced education or previous experience needed. Lifetime Employment Service to Coyne Graduates.

### START NOW—PAY LATER

New liberalized credit terms and Finance Plans. Pay most of tuition after graduation. Part-time employment service to students.

### VETERANS OR NON-VETERANS

Coyne training is offered to Veterans and Non-Vets alike. We'll send Bulletin giving full information. Send coupon for details.



## TELEVISION—RADIO ELECTRONICS

Great opportunity for a good job or your own business in one of America's fastest growing branches of Electronics! New stations by the hundreds... new sets by the millions... and now Color TV... all means greater opportunities in Sales and Service. Separate courses in Radio-Television or in combination with Electricity-Electronics available.

## SEND FOR FREE BOOK!

Mail coupon in envelope—Paste on Postal Card or write to address below for 48 Page Illustrated Book, "Guide to Careers" and all the facts. Whether you prefer Electricity-Television-Radio or Combined Electronics Training this book describes all training offered.

*Information comes by mail. No obligation and no salesman will call.*



Coyne Electrical School,  
Dept. 98-8A, New Coyne Building  
1501 W. Congress Pkwy., Chicago 7, Ill.

Send FREE BOOK, "Guide to Careers," and details of all training you offer.

Name \_\_\_\_\_

Address \_\_\_\_\_

City \_\_\_\_\_ State \_\_\_\_\_

(I understand no Salesman will call.)



1. You are told the how and why of each job.
2. You're shown how to do it by trained instructors.
3. You do the jobs yourself on actual equipment.

B. W. COOKE JR., President

# COYNE

ELECTRICAL SCHOOL

FOUNDED 1899

Chartered As An Educational Institution Not For Profit  
1501 W. Congress Parkway, Chicago, Dept. 98-8A

ELECTRICITY • RADIO • TELEVISION • REFRIGERATION • ELECTRONICS

December, 1958

# A Message From the Editor



The recent introduction of regular educational TV programming in New York City has made many people aware of the potential for good that exists over the television airwaves. Actually, the use of television for teaching an out-of-school adult audience has barely begun. Up till now the programs produced served mainly to acquaint educators and stations with the problems involved. A report on what these problems are, how they are being solved, and what you can expect in the very near future in educational TV broadcasting and facilities, will appear in our next issue.

Many of us in the cold northern climes start thinking this time of year, enviously, of the better life we could lead in such sun-warmed areas as Florida and Southern California. Some of us go so far as to seriously consider moving our families and getting new jobs in these places. If you decided to do this, could you make a go of it? EI undertook to survey the Florida electronics job market and, in particular, we sent a writer down to interview personally some of the electronics technicians, servicemen and engineers who moved to Florida and are currently employed there. We won't tell you in advance what we discovered, but if you are interested in Florida, don't miss this story in our next issue.

Back in our October issue we carried an exclusive interview with G.E. consultant engineer, Charles Rouault, who had just returned from Russia. One of his most telling remarks was that he thought not enough U.S. engineers were familiar with Russian electronic research as reported in Russian scientific periodicals—mainly because English translations were not available. We have just gotten word that this situation is now being corrected. As of now, there are over 60,000 pages of English translations of important Soviet scientific and technical journals, in addition to four extensive series of translated abstracts of scientific papers. This work has been sponsored mainly by the National Science Foundation. The translations are sold on a subscription basis, and additional information may be obtained by writing to the National Science Foundation in Washington, D. C.

We're especially proud of some of the stories in this issue. Our exclusive interview with Commander Anderson and Lieutenant Jenks of the Nautilus brings out for the first time some hitherto unknown information on how electronics is used in

**MEN  
17-55**

**PREPARE NOW FOR AN INTERESTING AND  
PROFITABLE FUTURE IN THE GREAT FIELDS OF**

**Electronics** AS  
USED  
IN  
**GUIDED MISSILES, ETC.**

**Live-Wire  
Employment  
Service**

DeVry Tech's Placement Department is in contact with some of the best-known employers in the Electronics field. The service is free to all graduates—and DeVry Tech's record in helping to place men has been outstanding.

There are big opportunities for men 17 to 55 in the exciting, profitable fields of Electronics. For more than 27 years we have been preparing men in their spare time at home without interfering with their jobs. During these years, to name a few, we have trained laborers, farmers, clerks, factory workers and salesmen . . . following the same basic method used in our Chicago and Toronto training laboratories. So regardless of your experience, why don't you write for FREE facts today? There is no obligation.

**Marvels of  
Electronics**

Satellites, guided missiles, and other marvels made possible by Electronics bring us into a new era of wonderment and opportunity!

**A GUIDE TO A  
BETTER JOB, A BRIGHTER FUTURE**

- Communications • Radar
- Computers • Automation Electronics
- Radio • Industrial Electronics
- Television • Micro-Waves

**NO ADVANCED EDUCATION OR PREVIOUS  
TECHNICAL EXPERIENCE NEEDED!**

**Fill In  
COUPON Below  
It may be your  
PASSPORT  
To a more  
SECURE  
FUTURE!**

**Draft Age?**

We have valuable information for every man of draft age; so if you are subject to military service, be sure to check the coupon.



Accredited Member  
of National Home  
Study Council

**FREE Booklet!**

We'll give you a free copy of an interesting booklet, "Electronics and YOU." See for yourself how you may take advantage of the opportunities in this fast-growing field.

*"One of North America's  
Foremost Electronics  
Training Centers"*



**DeVRY TECHNICAL INSTITUTE**

Formerly DeFOREST'S TRAINING, INC.

4141 BELMONT AVE. • CHICAGO 41, ILLINOIS

**MAIL COUPON TODAY!**

DeVry Technical Institute  
4141 Belmont Ave., Chicago 41, Ill., Dept. EI-12-O

Please give me your FREE booklet, "Electronics and YOU," and tell me how I may prepare to enter one or more branches of Electronics as listed below.

Name \_\_\_\_\_ Age \_\_\_\_\_  
PLEASE PRINT

Street \_\_\_\_\_ Apt. \_\_\_\_\_

City \_\_\_\_\_ Zone \_\_\_\_\_ State \_\_\_\_\_

Check here if subject to military training.

DeVry Tech's Canadian Training Center is located  
at 626 Roselawn Avenue, Toronto 12, Ontario

2047

# Complete Training

FOR BETTER RADIO-TV SERVICE JOBS



Let these two great Ghirardi training books teach you to handle all types of AM, FM and TV service jobs by approved professional methods—and watch your efficiency and earnings soar!

Each book is a complete service training guide. Each contains complete data on modern methods and equipment—NOT a re-hash of old, out-of-date material. Each is co-authored by A. A. Ghirardi whose famous RADIO PHYSICS COURSE and MODERN RADIO SERVICING were, for 20 years, more widely used for military, school and home study training than any other books of their type!

## THE NEW Ghirardi RADIO-TV SERVICE LIBRARY

Almost 1500 pages and over 800 clear illustrations show step-by-step how to handle every phase of troubleshooting and servicing.

### 1—Radio and Television Receiver TROUBLESHOOTING AND REPAIR

A complete guide to profitable professional methods. For the beginner, it is a comprehensive training course. For the experienced serviceman, it is a quick way to "brush up" on specific jobs, to develop improved techniques or to find fast answers to puzzling service problems. Includes invaluable "step-by-step" service charts. 420 pages, 417 illus., price \$7.50 separately.

### 2—Radio and Television Receiver CIRCUITRY AND OPERATION

This 669-page volume is the ideal guide for servicemen who realize it pays to know what really makes modern radio-TV receivers "tick" and why. Gives a complete understanding of basic circuits and circuit variations; how to recognize them at a glance; how to eliminate guesswork and useless testing in servicing them. 417 illus. Price separately \$6.75.

**Special low price . . . you save \$1.25**

If broken into lesson form and sent to you as a "course," you'd regard these two great books as a bargain at \$50 or more! Under this new offer, you save \$1.25 on the price of the two books—and have the privilege of paying in easy installments while you use them! No lessons to wait for! You learn fast—and right!

Order from: Dept. PR-128, RINEHART & CO., Inc., 232 Madison Ave., New York 16, N. Y. (Price only \$13.00 plus postage for both books.)

#### STUDY 10 DAYS FREE

Dept. PR-128, RINEHART & CO., Inc.  
232 Madison Ave., New York 16, N. Y.

Send books below for 10-day FREE EXAMINATION. In 10 days I will either remit, price indicated (plus postage) or return books postpaid and owe you nothing.

Radio & TV Receiver TROUBLESHOOTING & REPAIR (Price \$7.50 separately)

Radio & TV CIRCUITRY & OPERATION (Price \$6.75)

Check here for MONEY-SAVING COMBINATION OFFER. Save \$1.25. Send both of above big books at special price of only \$13.00 for the two. (Regular price \$14.25 . . . you save \$1.25) Payable at rate of \$4 plus postage after 10 days if you decide to keep books and \$3 a month for 3 months until the total of \$13.00 has been paid.

Name \_\_\_\_\_

Address \_\_\_\_\_

City, Zone, State \_\_\_\_\_

Outside U.S.A.—\$8.00 for TROUBLESHOOTING & REPAIR; \$7.25 for CIRCUITRY & OPERATION; \$14.00 for both. Cash only, but money refunded if you return books in 10 days.

navigating devices on both submarines and ships. As a matter of fact, this interview really tells for the first time, just how the Nautilus did navigate to the North Pole under all that ice.

Long winter nights often inspire dreams of exotic places and interesting climes, as noted elsewhere. Many have satisfied these dreams, partially, by becoming short wave listeners and tuning in on the world. Jack Gould, volatile Radio and TV editor of the *N. Y. Times*, was long ago bitten by the short wave bug, and in a very clear and enjoyable article describes the joys and wonders to be found in listening to foreign broadcasts. It appears in this issue, and will be continued in our next issue.

Also forthcoming will be our giant table of short wave stations from hundreds of countries around the globe. If you want to get into this hobby but don't know whether you want to put out any great amount of cash at the moment, look at the article on page 68. Anyone can get into short wave if they have a spare table model radio around the house. Let me warn you though, it won't be long before you do buy one of the more advanced short wave sets.

One of our regular features from now on will be a report to you on how and where electronics is being used in new industries—possibly the one that employs you. This month, we describe how electronics is used to speed the news from reporter to reader. We are tremendously excited over this project and in finding how important electronics is becoming, day by day.

We've got some very interesting build-it-yourself items for you next month. One in particular is a set of Christmas tree lights that twinkle in response to any record you play on your home phonograph.

Another item is a fire alarm that dials your phone. It's fairly Rube Goldberg-ish in concept, but it really works. There'll be more, much more, than we've talked about, in the January issue—so be sure to get it.

*Charles Zeff*



# TAKE A LOOK AT YOUR FUTURE IN RADIO-TV-ELECTRONICS—FREE!

I.C.S. Career Kit tells you where the big-pay jobs are...who are the industry's most wanted men...how you can "cash in" in a big way on your own future.

Here's your chance to find out where you're going—fast! And it won't cost you a thing except the time it takes to clip and mail the coupon at the bottom of this page.


Radio-TV-Electronics is the fastest growing industry of all time. Opportunity for men in this field is almost unlimited. The rewards are great.

But to "cash in" you must be properly trained. You must know more than simply wires and tubes. You must be able to understand and apply the principles of Radio-TV-Electronics.

That's where I. C. S. comes in . . . the world's oldest and largest technical training school. Here are the people who know—who can tell you—what you need to go places in Radio-TV-Electronics.

You get the full story with your free I. C. S. Career Kit.

So take a minute now to get a look at your future in Radio-TV-Electronics. Send for your free I. C. S. Career Kit. You have nothing to lose. You can gain an exciting, well-paid career in a vital industry.



Send the coupon below for your free I. C. S. Career Kit!

- 1 "How to Succeed," 36-page guide to advancement
- 2 Electronics, Radio and TV hand-book or the field of your choice
- 3 Sample lesson (Math) to demonstrate I. C. S. Method

For Real Job Security—Get an I.C.S. Diploma! I. C. S., Scranton 15, Penna.

Accredited Member,  
National Home Study Council

## INTERNATIONAL CORRESPONDENCE SCHOOLS



BOX 91313L, SCRANTON 15, PENNA.

(Partial list of 259 courses)

Without cost or obligation, send me "How to Succeed" and the opportunity booklet about the field BEFORE which I have marked X (plus sample lesson):

### RADIO TELEVISION ELECTRONICS

- General Electronics Tech.
- Industrial Electronics
- Practical Radio-TV Eng'r'g
- Practical Telephony
- Radio-TV Servicing

### BUSINESS

- Cost Accounting
- Managing a Small Business
- Purchasing Agent

### DRAFTING

- Electrical Drafting

### HIGH SCHOOL

- High School Diploma
- Good English
- High School Mathematics

### ELECTRICAL

- Electrical Engineering
- Elec. Engr. Technician
- Elec. Light and Power
- Practical Electrician
- Professional Engineer (Elec.)

### LEADERSHIP

- Industrial Foremanship
- Industrial Supervision
- Personnel-Labor Relations
- Supervision

Name \_\_\_\_\_ Age \_\_\_\_\_ Home Address \_\_\_\_\_  
 City \_\_\_\_\_ Zone \_\_\_\_\_ State \_\_\_\_\_ Working Hours \_\_\_\_\_ A.M. to \_\_\_\_\_ P.M.  
 Occupation \_\_\_\_\_


Canadian residents send coupon to International Correspondence Schools, Canadian, Ltd., Montreal, Canada. . . . Special tuition rates to members of the U. S. Armed Forces.



## Electronics in the News



Santa may be old-fashioned, but the toys he'll bring this year are entirely up-to-date. The electronic organ, left, has wonderful resonance, plays over 2 full octaves. \$19.95. The Electric Build-It Set, \$4.98, includes complete materials and instructions for building a burglar alarm, a bicycle horn, a toy hot rod. At better toy stores.



Lionel's Rocket Launcher, an electric train accessory, has a remote control device which handles a count-down mechanism and firing button. A magnetic crane swings the rocket to a motorized tower which in turn carries it to a launching platform. Tower moves away, count-down begins, then sponge-nosed missile soars into space. \$17.95. These toys recommended by Toy Guidance Council.



RCA INSTITUTES offers you the finest of home study training. The equipment illustrated and text material you get with each course is yours to keep. Practical work with very first lesson. Courses for the beginner and the advanced student. Pay-as-you-learn. You need pay for only one study group at a time.

**Send for this  
FREE Book Now** ▶

[ RESIDENT SCHOOL courses in New York City offer comprehensive training in Television and Electronics. Day and evening classes start four times each year. Detailed information on request. ]

**RCA INSTITUTES, Inc.** Home Study Dept. EI-128

A Service of Radio Corporation of America  
350 West Fourth Street, New York 14, N. Y.

Without obligation, send me FREE 52 page CATALOG on Home Study Courses in Radio, Television and Color TV. No salesman will call.


Name..... please print

Address.....

City..... Zone..... State.....

Korean Vets! Enter discharge date.....


**CANADIANS** — Take advantage of these same RCA courses at no additional cost. No postage, no customs, no delay. Send coupon to: RCA Victor Company, Ltd., 5001 Cote de Liesse Rd., Montreal 9, Quebec  
To save time, paste coupon on postcard.



Adult radio audiences at last come into their own, with Muzak Corporation's fully automatic broadcasting service. This system, which will be available to radio stations all over the U.S. in early 1959, utilizes a machine capable of playing up to 8 hours of tape-recorded music plus up to 4 hours of locally-recorded

commercials, announcements and programs. An electronic brain switches from music to local material and back again by means of subsonic control tones, pre-recorded on magnetic tapes.

—O—



A new patented FM "front end" is now being used by Granco Products, Inc. in their small \$30 table model FM radios. The low-cost tuner, now offered to other manufacturers also, contains the r.f. and oscillator stages and has good sensitivity with little drift.

## NOW YOU CAN SECURE A HIGH SALARIED • TOP PRESTIGE CAREER IN ELECTRONICS IN ONLY ONE YEAR!

**ELECTRONICS** is the fastest growing industry in America today, creating unlimited opportunities for high salaries, with rapid advancement in **INDUSTRY AND THE ARMED FORCES** for Bailey Trained electronic engineering technicians.

**LARGE CORPORATIONS** from coast to coast, and **BRANCHES OF THE ARMED FORCES** send recruiters to visit each graduating class at Bailey Tech, offering unusually high starting salaries.

**BAILEY GRADUATES ARE BEING HIRED** for such fascinating and interesting work as technical salesmen, research and development of guided missiles, electronic business machines and automatically controlled manufacturing plants, etc., also good **RATINGS IN THE ARMED FORCES**.

**UP TO SEVEN TECHNICIANS** are needed for every engineer... this, plus superior training is why Bailey Graduates are being paid more to start, and are advancing more rapidly than many men who have spent four years in training.

Resident training is easier and costs less than you may think! We provide housing and part-time jobs while in school, plus free nationwide employment service for graduates. If you want to quickly enter America's fastest growing and most exciting industry, write for free booklet... no obligation.

**VETERAN APPROVED**  
**BAILEY TECHNICAL SCHOOLS**  
1625a S. Grand • St. Louis 4, Mo.



This Minneapolis-Honeywell system controls hundreds of automatic manufacturing operations. Experience on live equipment is emphasized at Bailey and is another reason for the tremendous backlog of high pay positions waiting **BAILEY GRADUATES**.

### MAIL TODAY

Please mail immediately this free booklet without obligation

Name \_\_\_\_\_

Address \_\_\_\_\_

City \_\_\_\_\_ State \_\_\_\_\_



Get into

# TELEVISION RADIO-ELECTRONICS



## LEARN ALL 8 PHASES BY SHOP METHOD

1. Television . . . including Color TV
2. Radio . . . AM, FM
3. Industrial Electronics
4. Communications

## OF THE INDUSTRY HOME TRAINING

5. Sound Recording & Hi-Fidelity
6. Automation
7. FCC License Preparation
8. Radar & Micro Waves

Let National Schools of Los Angeles, a Practical Resident Technical School for over 50 years, train you at home by Shop Method for unlimited opportunities in All phases of TV, Electronics, Radio.

**You get 19 big kits  
of equipment!**

### GOOD JOBS . . . MORE MONEY SECURITY . . . ALL CAN BE YOURS

YOU are needed in the great modern Television-Electronics industry. Trained technicians are in growing demand, at excellent pay, in sales and service, manufacturing, broadcasting, telecasting, communications, research, and many other important branches of the field. National Schools Master Shop-Method Training, with newly added lessons and equipment prepares you in your spare time right in your own home for these fascinating opportunities. **OUR OUTSTANDING METHOD IS PROVED BY THE SUCCESS OF GRADUATES ALL OVER THE WORLD!**

#### YOUR TRAINING IS ALL INCLUSIVE

We prepare you for a long list of job opportunities. Thousands of TV and Radio receivers are being sold every day—more than ever before. And, now, Color TV is here. Applications of Electronics in industry—**AUTOMATION**—are growing in tremendous strides. The whole field is alive—opening up new, important jobs rapidly. National Schools complete training program qualifies you in all phases of the industry.

#### YOU EARN WHILE YOU LEARN

Many students pay for their entire training—and more—with spare time earning. We'll show you how you can, too! Early in your course you receive material that shows you how to earn extra money servicing TV and Radio receivers, appliances, etc., for friends and acquaintances.

#### YOU GET EVERYTHING YOU NEED

Clear, profusely illustrated lessons, shop-tested manuals, modern circuit diagrams, practical job projects—all the valuable equipment shown above—many other materials and services—consultation privilege with our qualified staff, and Graduate Employment Service. **EVERYTHING YOU NEED** for outstanding success in Electronics.

#### INDUSTRY NEEDS YOU. NATIONAL SCHOOLS WILL TRAIN YOU. SEND FOR FACTS TODAY NO OBLIGATION.

**YOU LEARN BY SHOP METHOD . . .** you do servicing, circuit analysis, and do over 100 down-to-earth experiments. You build a Superhet Receiver and a modern TV Receiver, from the ground up, including a new, big screen picture tube. You also receive a professional, factory-made **MULTI-TESTER**. All of this standard equipment is yours to keep . . . at just one low tuition.

#### RESIDENT TRAINING AT LOS ANGELES

If you wish to take your training in our Resident School at Los Angeles, the world's TV capital, start NOW in our big modern Shops, Labs and Radio-TV Studios. Here you work with latest Electronic equipment—professionally installed finest, most complete facilities offered by any school. Expert, friendly instructors. Personal attention. Graduate Employment Service. Help in finding home near school—part time job while you learn. Check box in coupon for full information.

Approved for  
61 Training



### NATIONAL SCHOOLS

LOS ANGELES 37, CALIF.

**FREE!  
VALUABLE BOOK  
& SAMPLE LESSON  
—Just Send  
Coupon!**



### NATIONAL SCHOOLS

TECHNICAL TRADE TRAINING SINCE 1905  
LOS ANGELES 37, CALIFORNIA

**GET FAST SERVICE—MAIL NOW TO**  
NATIONAL SCHOOLS, DEPT. R4V-118  
4000 S. FIGUEROA ST. LOS ANGELES 37, CALIF.

Rush free TV-Radio "Opportunity" Book and sample lesson. No salesman will call.

NAME \_\_\_\_\_ AGE \_\_\_\_\_

ADDRESS \_\_\_\_\_

CITY \_\_\_\_\_ ZONE \_\_\_\_\_ STATE \_\_\_\_\_

Check if interested ONLY in Resident School training at Los Angeles.  
VETERANS: Give date of Discharge \_\_\_\_\_

Free!

ALLIED'S

MONEY-  
SAVING 1959

ELECTRONIC SUPPLY CATALOG



452

value-packed  
pages

send for it!

SAVE

ON EVERYTHING  
IN ELECTRONICS

EASY TERMS  
AVAILABLE

### WORLD'S LARGEST STOCKS

Here is the complete guide to everything in Electronics for Experimenters, Builders, Amateurs, Servicemen, Engineers and Hi-Fi enthusiasts:

- Amazing Build-Your-Own KNIGHT-KITS
- Everything in STEREO Hi-Fi
- Hi-Fi Music Systems & Components
- Recorders & Phono Equipment
- Public Address & Paging Systems
- TV Tubes, Antennas, Accessories
- Amateur Station Equipment
- Latest Test & Lab Instruments
- Industrial Electronic Supplies
- Parts, Tubes, Transistors, Tools & Books

SAVE on everything in Electronics at ALLIED—get fast, dependable service, expert personal help, guaranteed satisfaction. Send today for your FREE 1959 ALLIED Catalog.

Everything in Electronics  
From One Reliable Source

OUR 38th YEAR

ALLIED RADIO

Send for  
FREE  
Catalog

- ALLIED RADIO, CORP., Dept. 86-M8
- 100 N. Western Ave., Chicago 80, Ill.
- Rush FREE 1959 ALLIED 452-Page Catalog

Name \_\_\_\_\_

Address \_\_\_\_\_

City \_\_\_\_\_ Zone \_\_\_\_\_ State \_\_\_\_\_



Garrard Sales Corp. has brought out a professional-type 12" turntable, complete with a transcription tone arm, all mounted on a single unit plate. Fully wired for stereophonic and monaural records, and featuring a variable plus or minus speed adjustment, the model 4HF sells for \$59.50.

—○—



The Strato-World III from RCA Victor is a seven-band, all transistor radio, weighing under 12 pounds and operating on 9 flashlight batteries. The Model 1MBT6 has a standard AM band, two ship-to-shore and amateur short-wave bands and four international short-wave bands. It has an air loop for domestic listening and a telescoping antenna for short wave, as well as provision for an external antenna. A world map on the lid of the black lizard case indicates time zones all over the world. \$195.


**WE'RE MAKING IT EASIER THAN EVER TO BECOME A WELL PAID  
RADIO-TELEVISION SERVICE TECHNICIAN**

**NOW - Just \$6 Starts You Training in  
RADIO-TELEVISION**

**the SPRAYBERRY "Learn-by-Doing" Way . . .**

**25 BIG, COMPLETE KITS  
of PARTS & EQUIPMENT**



To help you learn *(not* the practical side of Radio-Television, we send you expertly engineered training kits to test and assemble for interesting, valuable shop-bench practice!




• The new Sprayberry Training Television Receiver, built and tested in 5 sections.

• Now offered . . . this fine modern oscilloscope.

• You build this powerful two-band superheterodyne radio receiver.



**Big New  
CATALOG  
AND  
Sample Lesson  
FREE!**



You build the new Sprayberry tester—a complete 18 range Volt-Ohm-Milliammeter test meter.

\*\*\* This great industry is begging for trained men . . . to step into good paying jobs or a profitable business of their own! Our new plan opens the doors of Radio-Television wide to every ambitious man who is ready to act at once!

Men by the thousands . . . trained Radio-Television Service Technicians . . . are needed at once! Perhaps you've thought about entering this interesting, top paying field, but lack of ready money held you back. Now—just \$6 enrolls you for America's finest, most up to date home study training in Radio-Television! Unbelievable? No, the explanation is simple! We believe Radio-Television *must* have the additional men it needs as quickly as possible. We are willing to do our part by making Sprayberry Training available for less money down and on easier terms than ever before. This is your big opportunity to get the training you need . . . to step into a fine job or your own Radio-Television Service Business.

**Complete Facts Free—Act Now; Offer Limited**

Only a limited number of students may be accepted on this liberal and unusual basis. We urge you to act at once . . . mail the coupon below and get complete details plus our big new catalog and an actual sample lesson—all free. No obligation . . . no salesman will bother you.

**HOME STUDY TRAINING IN SPARE TIME**

Under world-famous 27-year old Sprayberry Plan, you learn entirely at home in spare time. You keep on with your present job and income. You train as fast or as slowly as you wish. You get valuable kits of parts and equipment for priceless shop-bench practice. And everything you receive, lessons and equipment alike, is all yours to keep.

**LET US PROVE HOW EASILY YOU CAN LEARN!**

Radio-Television needs YOU! And Sprayberry is ready to train you on better, easier terms, that any ambitious man can afford. *Just \$6 starts you!* Mail coupon today . . . let the facts speak for themselves. You have everything to gain. Let us prove the kind of opportunity in store for you!

**SPRAYBERRY Academy of Radio-Television**  
1512 Jarvis Avenue, Dept. 120P, Chicago 26, Illinois

**Mail This Coupon Now—No Salesman Will Call**

**Sprayberry Academy of Radio-Television**  
Dept. 120-P, 1512 W. Jarvis Ave., Chicago 26, Ill.  
Please rush all information on your ALL-NEW Radio-Television Training Plan. I understand this does not obligate me and that no salesman will call upon me. Include New Catalog and Sample Lesson FREE.

NAME..... Age.....

ADDRESS.....

CITY..... ZONE..... STATE.....



*Get*  
**Your First Class Commercial**  
**F.C.C. LICENSE**  
 in  
**12 Weeks**

**F.C.C. LICENSE — THE KEY TO BETTER JOBS —** An F.C.C. commercial (not amateur) license is your ticket to higher pay and more interesting employment. This license is Federal Government evidence of your qualifications in electronics. Employers are eager to hire licensed technicians.

**GRANTHAM TRAINING PREPARES YOU —** Grantham School of Electronics *specializes* in preparing students to pass F.C.C. examinations. Training is available either by correspondence or in resident classes—NO previous training required. A beginner may qualify for his first class F.C.C. license in as little as 12 weeks.

**THREE COMPLETE SCHOOLS:** *To better serve our many students throughout the entire country, Grantham School of Electronics maintains three complete schools—one in Washington, D. C., one in Hollywood, Calif., and one in Seattle, Wash. All schools offer the same rapid courses in FCC license preparation, either home study or resident classes.*

**MAIL COUPON FOR FREE BOOKLET:** Our free booklet, *Careers in Electronics*, gives details of how you can prepare quickly for your FCC license. For your free copy of this booklet, clip the coupon below and mail it to the Grantham School nearest you.

**WASHINGTON D.C.** Grantham School of Electronics  
 821-19th Street, N. W.  
 Washington 6, D. C.

**HOLLYWOOD CALIF.** Grantham School of Electronics  
 1505 N. Western Avenue  
 Hollywood 27, California

**SEATTLE WASH.** Grantham School of Electronics  
 408 Marion Street  
 Seattle, Washington

(Mail in envelope or paste on postal card)

To: **GRANTHAM SCHOOL OF ELECTRONICS**  
 Desk 88-T • Washington • Hollywood • Seattle

Gentlemen:

Please send me your free booklet telling how I can get my commercial F.C.C. license quickly. I understand there is no obligation and no salesman will call.

Name ..... Age .....

Address .....

City ..... State .....

I am interested in:  Home Study,  Resident Classes



Another short-wave portable radio, Zenith's Trans-Oceanic Royal 1000 D, has recently added a new wave band, the 150-400 kc band, making a total of nine. This is the band which carries Coast Guard and CAA weather navigation broadcasts. The set, which operates up to 300 hours on one set of flashlight batteries, has three antennas—a telescoping one for short-wave use, a built-in antenna for normal reception and a detachable one for listening on planes, trains and cars. There is also a time zone dial and a world time zone map. \$275.



The Second National Symposium on Global Communications (GLOBE-COM II), under the joint sponsorship of the IRE Professional Group on Communication Systems and the American Institute of Electrical Engineers, will take place December 3-5, 1958, at the Colonial Inn-Desert Ranch, St. Petersburg, Fla. There will be 50 exhibitors.



A permanent professional placement office geared for scientists and engineers of senior level has been opened by RCA at 630 5th Avenue, New York City. Operating on an interview by appointment basis, Mondays through Saturdays, the office is interested in seeing engineers in the fields of high-power transmitters, logical design, weapons systems, microwave, equipment development and solid state devices.



# BUILD YOUR OWN RADIO

## CIRCUITS AT HOME

with the New Deluxe 1959  
PROGRESSIVE RADIO "EDU-KIT"®

only  
**\$22.95**

Reg. U.S.  
Pat. Off.



### A Practical Home Radio Course

Now Includes

- ★ TRANSMITTER
- ★ SIGNAL TRACER
- ★ SIGNAL INJECTOR
- ★ CODE OSCILLATOR
- ★ No Knowledge of Radio Necessary
- ★ No Additional Parts or Tools Needed
- ★ EXCELLENT BACKGROUND FOR TV
- ★ School Inquiries Invited
- ★ SOLD IN 79 COUNTRIES

### YOU DON'T HAVE TO SPEND HUNDREDS OF DOLLARS FOR A RADIO COURSE

The "Edu-Kit" offers you an outstanding PRACTICAL HOME RADIO COURSE at a rock-bottom price. Our Kit is designed to train Radio & Electronics Technicians, making use of the most modern methods of home training. You will learn radio theory, construction practice and servicing. THIS IS A COMPLETE RADIO COURSE IN EVERY DETAIL. You will learn how to build radios, using regular schematics; how to wire and solder in a professional manner, how to service radios. You will work with the standard type of punched metal chassis as well as the latest development of Printed Circuit chassis. You will learn the basic principles of Radio and Electronics. You will construct, study and work with RF and AF amplifiers and oscillators, detectors, rectifiers, test equipment. You will learn and practice code, using the Progressive Code Oscillator. You will learn and practice trouble-shooting, using the Progressive Signal Tracer, Progressive Signal Injector, Progressive Dynamic Radio & Electronics Tester and the accompanying instructional material. You will receive training for the Novice, Technician and General Classes of F.C.C. Radio Amateur Licenses. You will build 16 Receiver, Transmitter, Code Oscillator, Signal Tracer and Signal Injector, and learn how to operate them. You will receive an excellent background for Television, Hi-Fi and Electronics.

Absolutely no previous knowledge of radio or science is required. The "Edu-Kit" is the product of many years of teaching and engineering experience. The "Edu-Kit" will provide you with a basic education in Electronics and Radio, worth many times the complete price of \$22.95. The Signal Tracer alone is worth more than the price of the entire Kit.

### THE KIT FOR EVERYONE

You do not need the slightest background in radio or science. Whether you are interested in Radio & Electronics because you want an interesting hobby, a well paying business or a job with a future, you will find the "Edu-Kit" a worth-while investment.

Many thousands of individuals have

ages and backgrounds have successfully used the "Edu-Kit" in more than 79 countries of the world. The "Edu-Kit" has been carefully designed, step by step, so that you cannot make a mistake. The "Edu-Kit" allows you to teach yourself at your own rate. No instructor necessary.

### PROGRESSIVE TEACHING METHOD

The Progressive Radio "Edu-Kit" is the foremost educational radio kit in the world, and is universally accepted as the standard in the field of electronics training. The "Edu-Kit" uses the modern educational principle of "Learn by Doing." Therefore you construct, learn schematics, study theory, practice trouble-shooting—all in a closely integrated program designed to provide an easily-learned, thorough and interesting background in radio.

You begin by examining the various radio parts of the "Edu-Kit." You then learn the function, theory and wiring of these parts. Then you build a simple radio. With this first set you will enjoy listening to regular broadcast stations, learn theory, practice testing and trouble-shooting. Then you build a more advanced radio, learn more advanced theory and techniques. Gradually, in a progressive manner, and at your own rate, you will find yourself constructing more advanced multi-tube radio circuits, and doing work like a Professional Radio Technician.

Included in the "Edu-Kit" course are sixteen Receiver, Transmitter, Code Oscillator, Signal Tracer, and Signal Injector circuits. These are not unprofessional "breadboard" experiments, but genuine radio circuits constructed by means of professional wiring and soldering on metal chassis, plus the new method of radio construction known as "Printed Circuitry." These circuits operate on your regular AC or DC house current.

### THE "EDU-KIT" IS COMPLETE

You will receive all parts and instructions necessary to build 16 different radio and electronics circuits, each guaranteed to operate. Our Kits contain tubes, tube sockets, variable, electrolytic, mica, ceramic and paper electric condensers, resistors, tie strips, coils, hardware, tubing, punched metal chassis, Instruction Manuals, hook-up wire, solder, etc. In addition, you receive Printed Circuit materials, including Printed Circuit chassis, special tube sockets, hardware and instructions. You also receive a useful set of tools, a professional electric soldering iron, and a self-powered Dynamic Radio & Electronics Tester. The "Edu-Kit" also includes Code instructions and the Progressive Code Oscillator. In addition to F.C.C.-type Questions and Answers for Radio Amateur License training. You will also receive lessons for servicing with the Progressive Signal Tracer and the Progressive Signal Injector, a High Fidelity Guide and a Quiz Book. You receive Membership in Radio-TV Club, Free Consultation Service, Certificate of Merit and Discount Privileges. You receive all parts, tools, instructions, etc. Everything is yours to keep.

### UNCONDITIONAL MONEY-BACK GUARANTEE

The Progressive Radio "Edu-Kit" has been sold to many thousands of individuals, schools and organizations, public and private, throughout the world. It is recognized internationally as the ideal radio course.

By popular demand, the Progressive Radio "Edu-Kit" is now available in Spanish as well as English.

It is understood and agreed that should the Progressive Radio "Edu-Kit" be returned to Progressive "Edu-Kits" Inc., for any reason whatever, the purchase price will be refunded in full, without quibble or question, and without delay.

The high recognition which Progressive "Edu-Kits" Inc., has earned through its many years of service to the public is due to its unconditional insistence upon the maintenance of perfect engineering, highest instructional standards, and 100% adherence to its Unconditional Money-Back Guarantee. As a result, we do not have a single dissatisfied customer throughout the entire world.

### FREE EXTRAS

- SET OF TOOLS
- SOLDERING IRON
- ELECTRONICS TESTER
- PLIERS-CUTTERS • ALIGNMENT TOOL
- WRENCH SET
- VALUABLE DISCOUNT CARD
- CERTIFICATE OF MERIT
- TESTER INSTRUCTION MANUAL
- HIGH FIDELITY GUIDE • QUIZZES
- TELEVISION BOOK • RADIO TROUBLE-SHOOTING BOOK
- MEMBERSHIP IN RADIO-TV CLUB
- CONSULTATION SERVICE • FCC AMATEUR LICENSE TRAINING
- PRINTED CIRCUITRY

### SERVICING LESSONS

You will learn trouble-shooting and servicing in a progressive manner. You will practice repairs on the sets that you construct. You will learn symptoms and causes of troubles in home, portable and car radios. You will learn how to use the professional Signal Tracer, the unique Signal Injector and the Dynamic Radio & Electronics Tester. While you are learning in this practical way, you will be able to do many a repair job for your friends and neighbors, and charge fees which will far exceed the price of the "Edu-Kit." Our Consultation Service will help you with any technical problems you may have.

J. Stataitis, of 25 Poplar Pl., Waterbury, Conn., writes: "I have repaired several sets for my friends, and made money. The "Edu-Kit" paid for itself, I was ready to spend \$24 for a Course, but I found your ad and sent for your kit."

### FROM OUR MAIL BAG

Ben Valerio, P. O. Box 21, Magna, Utah: "The Edu-Kits are wonderful. Here I am sending you the questions and also the answers for them. I have been in Radio for the last seven years, but like to work with Radio Kits, and like to build Radio Testing Equipment. I enjoyed every minute I worked with the different kits; the Signal Tracer works fine. Also like to let you know that I feel proud of becoming a member of your Radio-TV Club."

Robert L. Shuff, 1534 Monroe Ave., Huntington, W. Va.: "Thought I would drop you a few lines to say that I received my Edu-Kit, and was really amazed that such a bargain can be had at such a low price. I have already started repairing radios and phonographs. My friends were really surprised to see me get into the swing of it so quickly. The Troubleshooting Tester that comes with the Kit is really swell, and finds the trouble, if there is any to be found."

### ORDER DIRECT FROM AD—RECEIVE FREE BONUS RESISTOR AND CONDENSER KITS WORTH \$7

- Send "Edu-Kit" Postpaid. I enclose full payment of \$22.95.
- Send "Edu-Kit" C.O.D. I will pay \$22.95 plus postage.
- Send me FREE additional information describing "Edu-Kit."

Name \_\_\_\_\_

Address \_\_\_\_\_

### PROGRESSIVE "EDU-KITS" INC.

1186 Broadway, Dept. 506AE, Hewlett, N. Y.



The "Gold Bug" from Stereo-Ette Co. offers stereo through any existing self-contained record player and any ordinary radio receiver. It is hidden out of sight in or behind your record player, and has no connection to the radio. It

also works with many tape recorders that have stereo heads and pre-amps. Designed for use with any ceramic cartridge, the Gold Bug is \$16.75 less battery and stereo cartridge. Other models are from \$23.50.

Bendix Aviation Corp. has announced a new DAP (Diffused-Alloy-Power) transistor, said to develop greater power, operate at higher frequencies and with greater circuit stability, than other germanium power types now in use. The new transistor will be used in the hi-fi field to improve frequency response and lessen distortion. Another application will be in the computer field, since DAP can record and recall numbers from computer memory cores at a rate of more than 1 million per second. DAP may also solve circuit problems in the design of portable TV sets, like the one which has included a search for a power transistor for the horizontal sweep circuit of the picture tube. DAP could be used to replace tubes that normally operate at high temperatures.

Get This Valuable Book

**FREE**



Just For Examining COYNE'S New Set  
"Applied Practical Radio-Television"  
on 7 DAY FREE TRIAL!

Yes, you get our big Diagrams book, FREE! It's like a road-map that shows you the way to easier Radio-TV repair. Needed by every serviceman. Complete 11x22" Schematic Diagrams on many Radio and TV sets help cut servicing time. Includes simple instructions on how to use diagrams and picture patterns. This book is yours FREE for asking to see Coyne's great new 7-book set, "Applied Practical Radio-Television!"

**AT LAST! MONEY-MAKING "KNOW-HOW" ON TRANSISTORS, COLOR TV AND SERVICING**

Coyne's great 7-volume set gives you all the answers to servicing problems—quickly! For basic "know-how" that's easy to understand you'll find everything you want in Volumes 1 to 5 on over 5000 practical facts and data. Every step from fundamentals to installing, servicing and trouble-shooting all types of radio and TV sets. So up-to-date it includes the latest on COLOR TV and UHF. All this plus Volume 7—**TRANSISTOR CIRCUITS**—the most complete book ever published on the applications of transistors in electronics. New! Set has colorful design, washable covers.

EXTRA! 868 Page TV Encyclopedia Included! For speedy, on-the-job use, you also get Volume 6—famous Coyne CYCLOPEDIA. Answers problems on servicing, alignment, installation, etc., in easy ABC order. Use this 7-volume TV-RADIO LIBRARY FREE for 7 days; get the Servicing Book FREE!

**FREE!**  
5 YEARS  
OF VALUABLE  
SUPPLEMENTS



With your set you also get Coyne's annual Supplement Service FREE for 5 years. Keeps your set up-to-date on everything that will be new in radio, television, electronics and electricity.

**NOW!**  
7 BIG  
BOOKS  
IN ONE  
GREAT SET!



**SEND NO MONEY!**

Just mail coupon for 7-volume set on 7 days free trial. We'll include book of 150 TV-Radio Patterns & Diagrams. If you keep the set, pay \$3 in 7 days and \$3 per month until \$27.25 plus postage is paid. (Cash price, only \$24.95). Or you can return the library at our expense in 7 days and owe nothing. **YOU BE THE JUDGE. Either way, the book of TV-Radio Patterns is yours FREE to keep!** Offer is limited. Act NOW!

**FREE BOOK—FREE TRIAL COUPON!**

Educational Book Publishing Division  
COYNE ELECTRICAL SCHOOL, Dept. C8-E1  
500 S. Paulina St., Chicago 12, Ill.

YES! Send 7-Volume "Applied Practical Radio-Television" for 7 days FREE TRIAL per your offer. Include TV-Radio Patterns & Diagram Book FREE.

Name ..... Age .....

Address .....

City ..... Zone ..... State .....

Where Employed .....

Check here if you want library sent C.O.D. You pay postman \$24.95 plus C.O.D. postage on delivery. 7-day money-back guarantee.

Educational Book Publishing Division  
**COYNE** ELECTRICAL SCHOOL  
500 S. Paulina St., Dept. C8-E1 Chicago 12, Ill.

# see what's new in electronic kits... see the outstanding 1959 **knight®-kits**

AN ALLIED RADIO PRODUCT



featured in **ALLIED'S**  
1959 CATALOG

*free!* send for it

SEE TYPICAL **knight-kit** VALUES LIKE THESE



There's a **knight-kit** for every need

- LOWEST COST • EASIEST TO BUILD
- LATEST DESIGN • FINEST QUALITY

Do-It-Yourself: **SAVE UP TO 50%**



**knight-kit Stereo Adapter Control Kit**  
Y-778 \$9<sup>95</sup>



**knight-kit Stereo Deluxe Preamp Kit**  
Y-776 \$62<sup>50</sup>




**knight-kit "Space Spanner" 2-Band Receiver Kit**  
Y-259 \$18<sup>95</sup>




**knight-kit Amateur Communications Receiver Kit**  
Y-726 \$104<sup>50</sup>



**knight-kit Dual 30-Watt Stereo Hi-Fi Amplifier Kit**  
Y-777 \$84<sup>50</sup> (less case)



**knight-kit 12-Watt Hi-Fi Amplifier Kit**  
Y-784 \$19<sup>95</sup> (less case)



**knight-kit "Ranger III" AC-DC Radio Kit**  
Y-736 \$16<sup>95</sup>



**knight-kit "400" Tube Checker Kit**  
Y-707 \$19<sup>95</sup>



**knight-kit "Span-Master" 4-Band Receiver Kit**  
Y-258 \$24<sup>95</sup>



**knight-kit "Ranger" Clock-Radio Kit**  
Y-737 \$24<sup>95</sup>



**knight-kit "Ranger" Radio-Intercom Kit**  
Y-739 \$27<sup>50</sup>



**knight-kit 12-In-1 Electronic Lab Kit**  
Y-272 \$14<sup>95</sup>

**Plus** DOZENS OF OTHER BEST BUY **knight-kits**

**EASY TERMS AVAILABLE**  
on orders of \$20 or more, only 10% down

### HI-FI KITS

- 18-Watt Amplifier
- 25-Watt Basic Amplifier
- 30-Watt Amplifier
- FM-AM Tuner
- FM Tuner
- Hi-Fi Preamplifier
- 2-Way Speaker Systems
- 3-Way Speaker Systems

### HOBBY KITS

- Printed Circuit Radio

### "Ocean-Hopper" Radio

- 5-Transistor Portable
- 2-Transistor Pocket Radio
- Transistor Lab Kit
- 1-Transistor Radio
- 2-Way Intercom
- Wireless Broadcaster
- Photoelectronic System
- Electronic Photoflash
- Crystal Set

### INSTRUMENT KITS

- 5" Oscilloscopes
- VTVM
- Tube Testers
- VOM's
- RF Signal Generator
- Signal Tracer
- Audio Generator
- Sweep Generator
- R/C Sub Boxes
- Capacitor Checker

### R/C Tester

- Transistor Checker
- Flyback Checker
- Battery Eliminator
- Voltage Callibrator
- AMATEUR KITS**
- 50-Watt Transmitter
- Self-Powered VFO
- 100 kc Crystal Calibrator
- RF "Z" Bridge
- Code Practice Oscillator

**FREE**

**452-PAGE 1959 ALLIED CATALOG**

Send for this value-packed catalog featuring the complete KNIGHT-KIT line, as well as the world's largest stocks of everything in Electronics. You'll want this money-saving Buying Guide.

**WRITE FOR YOUR FREE COPY TODAY!**



## ALLIED RADIO

ALLIED RADIO CORP., Dept. 133-M8  
100 N. Western Ave., Chicago 80, Ill.

Send FREE 1959 ALLIED 452-Page Catalog

Name \_\_\_\_\_

Address \_\_\_\_\_

City \_\_\_\_\_ Zone \_\_\_\_\_ State \_\_\_\_\_

# SHOOT TV TROUBLE FAST

## With H. G. Cisin's Copyrighted RAPID "TV TROUBLE SHOOTING METHOD"

Without experience or knowledge, this guaranteed new method of servicing TV sets enables you to **DIAGNOSE** TV troubles as rapidly as an expert. **NO THEORY—NO MATH**—you can locate all faults in record-breaking time regardless of make or model.

"TV TROUBLE SHOOTING METHOD" is the most valuable aid to TV servicing ever written. Be a TV Trouble Diagnostician. Increase your present earnings. Open your own Profitable Business or get a high-paying skilled job.

It's all in this book . . .

### Nothing more to Pay—Nothing else to Buy

Alphabetically listed are 85 picture troubles, over 58 raster and 17 sound troubles. By this unique copyrighted method you know **EXACTLY WHERE** the trouble is; plus step-by-step instructions, including 69 **RAPID CHECKS**, help to find faulty part. **13 IMPORTANT PRELIMINARY CHECKS** NEED **NO INSTRUMENTS!** Of the 69 Rapid Checks, **OVER 65 ALSO REQUIRE NO INSTRUMENTS!** Rapid checks include emergency checks for distorted pictures, defective tubes including PIX tube, plus 57 others. **ALL EXPLAINED IN SIMPLE LANGUAGE, PERFORMED WITHOUT INSTRUMENTS. MANY CHECKS USE THE PICTURE TUBE AS A GUIDE.**

H. G. Cisin, the author, is the inventor of the AC/DC midket radio. He licenses RCA, AT&T, etc. He has also trained thousands of technicians now owning their own prosperous TV service organizations or holding highly paid TV positions. His years of experience are embodied in this remarkable new book.

Guaranteed Money Back in 5 Days if Not Satisfied!

**ABSOLUTELY FREE** with each order: Your choice of Cisin's best books: **BASIC ELECTRICITY—Vol. 1** or **TV-RADIO TUBE SUBSTITUTION GUIDE**. These sell for 50c ea. **ACT NOW—get 2 books postpaid at cost of only one!**

**\$1**

Post-paid

### RUSH COUPON NOW!

H. G. CISIN, Consulting Engineer—Dept. E1-4

Amagansett, N. Y.

Enclosed find \$1. Rush Trouble Shooting Method and free book marked above (if not marked Basic Elec. will be sent).

Send all 3 books. Enclosed find \$1.50

Name \_\_\_\_\_

Address \_\_\_\_\_

City \_\_\_\_\_ Zone \_\_\_\_\_ State \_\_\_\_\_

## RADIO CONTROL HEADQUARTERS

For model airplanes, boats, cars, etc. **FREE CATALOG**! No operator's license required. **FREE—send for FCC Form 505.** NO Power Packs, Rectifiers, Controls, Switches, Meters, etc. **HANDIE** Basic Transmitter & Receiver Chassis **\$7.65**  
**TALKIE** New, Wired, with Dual Tube.

**BEFORE YOU BUY COMPARE: (27.255 Mc.)**  
Most Powerful Hand Held **R/C TRANSMITTER**

- Model A-1—Made in USA
- Greatest Power—up to 5 watts input
- Greatest Distance—Range up to 2 sq. miles
- Gyro Magic Tuning Indicator—simplest tuning
- Versatile—operates from 90 to 180 Volts "B"
- Complete Guarantee with Antenna

Ready to operate (less battery) **\$17.95** Complete Kit

**R/C RECEIVER** 27 1/4 Mc. Complete

with Relay, Tube & Accessories. **\$8.61**  
Factory Tested, Small, approx. 3 Oz.

"MITE" MINI RELAY 5000 ohm, 1 1/2 Ma Pull-in **2.50**  
New! COMPOUND ESCAPEMENT **\$3.95**; SN ESCAPEMENT **2.95**  
STORAGE BATTERIES: BB54, 2V, 3"x4"x5 1/2", 27 Amp/Hr **4.25**  
NTG MINI 8 Volt, 4 Amp/Hr, 2 1/2"x1 1/2"x3 1/2" **3.45**  
R/C TRANSMITTER & RECEIVER KIT: 27 1/4 Mc. 5 watt 2-Tube Simple Transm. & 2-Tube Rec. Incl. Drilled Bases, Wound Coil, Res., Cond., SIGMA Relay, Instructions **\$9.95**

SIGMA 4P RELAY: 8000 ohms **\$4.25**; 6-REED-RELAY **14.95**  
R/C BOOKS: Model Control **\$1**; Radio Control **\$1**; Handbook **2.25**  
CRYSTALS: 27.255 Mc. **\$2.85**; HOLDER **.13**  
2" METERS: 0-1 Ma. **\$3.85**; 500 MicroA **\$3.95**; 3 Ma. **2.95**

Pocket MULTITESTER: 3000 ohm-volt, checks volts, ohms, ma., 11 ranges, uses 1 1/2 multipliers **\$9.95**

2-6V BATTERY CHARGER KIT **\$4.95**; WIRED **6.95**

CHARGER for DRY BATTERIES will charge standard dry cells (1 1/2-90V) up to 5 times original life **4.95**

RELAY CONTROL UNIT incl. Sensitive 10,000 ohm Sigma Relay (1 1/2 Ma.) Thermal Bi-metal Strip, Heating Element Hi Z Audio Choke, Mini Alnico Magnet, Neon Lamp, Resistors, Capacitors **ONLY 99c**

MINI STORAGE CELLS 2V 75c. **ELECTRIC MOTOR 1 1/2" .95**

TUBES: XFG1, RK61, 3A4, 1AG4, 3A5, TRANSISTOR **.99**

RELAYS: 10K ohm, 2 Ma DC or 110V AC SPDT **95c**; SPST **.85**

Flash STROBOSCOPE 110V AC, Range 900-14000 per min. Factory Wired & Tested Complete **only 19.85**

EXPERIMENTERS' SPECIAL! 10 lbs. Electronic Parts, incl: Coils, Transformer, Choke, Capacitor, Resistors, Neon, Disc Magnet, Bimetallic Switch, Wire, Spaghettil **1.95**

TRANSFORMER 110-220V, 6.3V @ 10 A.C.T., cased, Collins **2.95**

DYNAMOTORS: 12V, 235V @ 75 Ma. **2.95**

6V 150V @ 100 Ma. **\$8.95**; **6V/300V, 100 Ma. 9.95**

Experimenters' **SOLDERING IRON .99**

EARPHONES: PIPER **\$2.95**; Standard, Dual 2000 ohm **2.50**

Experimental 3V DC MOTOR & GEARS **1.25**

THROAT MICROPHONES 95c; **FM MOTOR KIT .45**


HYDROPHONE: Under Construction Microphone **1.25**

Sonobuoy; Battery Operated, 100 Mc. **TY Transmitter —10.95**

**GYRO ELECTRONICS CO.** 36 WALKER STREET, T. NEW YORK 13, N. Y.



The Grommes Premiere Model 240 is a new 40 watt stereo power amplifier for use with stereo preamplifiers. Consisting of two separate 20 watt channels with separate level controls and meter for checking channel balance, reading power output and checking frequency response, the set can be used as a 40 watt monaural amplifier or as a two channel amplifier with an electronic crossover. The sensitivity is .5 volts for the rated output. Outputs are 4, 8 and 16 ohms for each channel. \$109.50.



The "Stereo Classic," Model LH-12 from General Electric Co., uses dual-cone high fidelity speaker consisting of 12-inch "extended bass" woofer, a 2-inch direct radiator tweeter, and a new crossover network. These are mounted in a compact infinite baffle enclosure which may be placed horizontally or vertically. List price \$129.95.

**AT  
LAST!**

# RADIO-TV and ELECTRONICS TRAINING

**.... AT A PRICE  
YOU CAN AFFORD!**



**\*21 INCH**  
Receiver Kit included

Yes, this great course costs far less than any training of its kind given by other major schools! Radio-Television Training School will train you for a good job in Television or Industrial Electronics — **AT HOME IN YOUR SPARE TIME.**

Think of it — a complete training program including over 120 lessons, Eleven Big Radio-Television Kits, Complete Color-TV Instruction, Unlimited Consultation Service... **ALL at a really big saving to you.** How can we do this? Write to us today... and find out!

And what's more — you can (if you wish)  
**OPEN YOUR OWN RTS-APPROVED AND  
FINANCED RADIO-TV SERVICE SHOP**

**We Want 100 More Shops This Year**  
This 35 year old training organization — called RTS, that's Radio-Television Training School — wants to establish a string of Radio-TV Repair Shops in principal cities throughout the U. S. So far, 36 such shops are **NOW IN BUSINESS AND PROSPERING.** We are signing contracts with ambitious men to become future owners and operators of these shops in all areas.

**FOR UNSKILLED  
INEXPERIENCED MEN ONLY —  
WE TRAIN YOU OUR WAY!**

We must insist that the men we sign up be trained in Radio-TV Repair, Merchandising and Sales by our training methods—because **WE KNOW** the requirements of the industry. Therefore, we will **TRAIN YOU**... we will show you how to earn **EXTRA CASH**, during the first month or two of your training period. **YOU KEEP YOUR PRESENT JOB. TRAINING TAKES PLACE IN YOUR OWN HOME, IN YOUR SPARE TIME!**

**COMPLETE  
COLOR  
INSTRUCTION  
INCLUDED**

*you build  
all these units*



\*tubes  
excluded

**RADIO-TELEVISION  
TRAINING SCHOOL**  
5100 S. VERMONT AVENUE  
LOS ANGELES 37, CALIFORNIA

Est. 1922



**ACT  
NOW!**

**RTS  
APPROVED  
SERVICE  
SHOP**

Get your free book on the  
**FAMOUS RTS BUSINESS PLAN**  
find out how you can open  
**A REPAIR SHOP OF YOUR OWN**

*We supply and finance your equipment*

When you are ready and qualified to operate one of our RTS-Approved TV Repair Shops **WE WILL SUPPLY AND FINANCE EVERY BIT OF EQUIPMENT YOU NEED TO GET STARTED** plus an inventory of parts and supplies. In other words we will stake you... **AN OFFER NEVER MADE BEFORE BY ANY TRAINING ORGANIZATION.** Under the RTS Business Plan you receive:

1. An electric sign for the shop front.
2. Complete laboratory of test equipment.
3. Letterheads, calling cards, repair tickets, etc.
4. Basic inventory of tubes, parts, supplies.
5. Complete advertising and promotional material.
6. Plans for shop arrangement.
7. Instructions on how to go into business.
8. Continuous consultation and help.
9. The right to use RTS Seal of Approval, and the RTS Credo.
10. The right to use the Famous Trade Mark.



RTS' Membership in The Association of Home Study Schools is your assurance of Reliability, Integrity, and Quality of Training.

**ALL  
THESE  
FREE!**



**CUT OUT AND MAIL — TODAY!**

**RADIO-TELEVISION TRAINING SCHOOL**  
5100 S. Vermont Avenue, Dept. EF-128  
Los Angeles 37, California

SEND ME FREE — all of these big opportunity books — "Good Jobs in TV-Electronics," "A Repair Shop of Your Own" and "Sample Lesson." I am interested in:

Radio-Television       Industrial Electronics (Automation)

Name \_\_\_\_\_ Age \_\_\_\_\_

Address \_\_\_\_\_

City & State \_\_\_\_\_  
300



Electronics has not only shortened flying time, but also has speeded up the handling of airplane reservations and information. Agents of Eastern Air Lines are now able to look into the stockpile of unsold seats on any of their 324 daily flights, by just pushing a few buttons on this Remington Rand Univac

file computer system. The set also gives instantaneous information about weather and flying conditions and estimated and actual arrival and departure times.



Allied Radio Corp. announces their 1959 general catalog of electronic parts and equipment, including a complete line of hi-fi components and the Knight electronic kits. The new 452-page catalog lists over 32,000 items.



A new and larger third edition of the Transistor Manual is now available from General Electric Co., containing information on how to build things from a simple radio to a hi-fi stereo sound system using transistors. The manual also describes basic semiconductor theory, various transistor construction methods, meanings of transistor parameter symbols, and how to read a transistor specification sheet, as well as giving a complete listing of all transistors. Copies are available from G.E. Semiconductor Products Dept. Syracuse, N. Y. \$1.00.

# INVENTORS

**W**E recommend that you take the following preliminary steps toward patent protection. Make a disclosure of your invention; sign, date and have your disclosure witnessed by two people who understand your invention; authorize us to conduct a preliminary search among previously granted U. S. patents for similar types of invention. We give you a report on the probable patentability of your invention and our recommendation for further course of action.

Let us send you a copy of our instructive booklet, "Patent Protection for Inventors" and our convenient "Evidence of Invention" disclosure form. No obligation.

**VICTOR J. EVANS & Co.** *Merlin M. Evans*  
REGISTERED PATENT ATTORNEY

455-P MERLIN BUILDING, WASHINGTON 6, D. C.

**HAMS—HOBBYISTS—DEALERS! Here's a**  
**DEPENDABLE SOURCE OF SUPPLY**  
for RECEIVING TUBES



Nationally sold ZALYTRON Tubes are BRAND NEW Quality Tubes, guaranteed to perform as well and as long as tubes much higher priced. Why pay more? Try them once, you'll buy them always. Every tube we ship is covered by our Full Refund Guarantee. YOU be the judge! Send today for new Price List "EI"

**ZALYTRON**

**TUBE CORPORATION**  
220 West 42nd St., New York 36, N. Y.

**BE INDEPENDENT**

Run Your Own **TUBE Business**  
Get This Modern Sturdy Tube Tester

**FREE**

with "Package Deal" order for nationally sold ZALYTRON Quality Brand Receiving Tubes. We'll show you how to start a successful Tube Tester route, and get YOUR share of today's Big Profits in Self-Service Tube Sales! For full details, write for booklet "I".

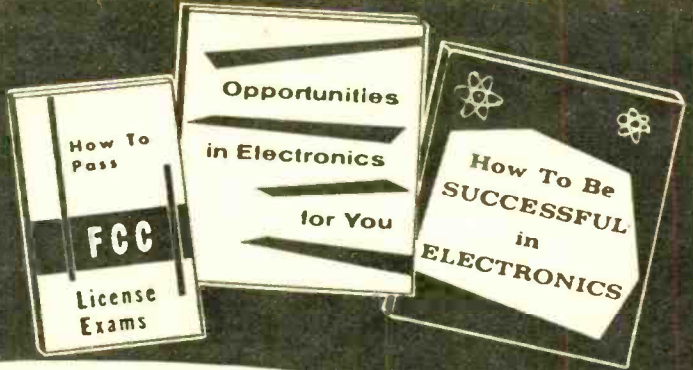


**ZALYTRON**

**TUBE CORPORATION**  
220 West 42nd St., N. Y. 36, N. Y.

# Want To Double Your Pay

Get into Radio-TV-Electronics



# Get all 3 FREE

## FIND OUT what the FCC license means

Your FCC license is recognized by employers as proof of your technical ability.

## FIND OUT how the FCC license helps you get a better job or increase your pay on your present job

"License and \$25 raise due to Cleveland Institute training."  
 "I sat for and passed the FCC exam for my second class license. This meant a promotion to Senior Radio Technician with the Wyoming State Highway Department, a \$25 a month raise and a District of my own for all maintenance on the State's two-way communication system."

"I wish to sincerely thank you and the school for the wonderful radio knowledge you have passed on to me. I highly recommend the school to all acquaintances who might possibly be interested in radio. I am truly convinced I could never have passed the FCC exam without your wonderful help and consideration for anyone wishing to help themselves."  
 Charles C. Roberson  
 Cheyenne, Wyoming

**MAIL COUPON TODAY**  
 You'll Be Glad You Did

good training doesn't cost . . . it pays!



Accredited by the National Home Study Council

## Cleveland Institute of Radio Electronics

Desk EI-3 4900 Euclid Avenue Cleveland 3, Ohio

## FIND OUT how we guarantee your FCC license

The Master Course in Electronics will provide you with the mental tools of the electronics technician and prepare you for a First Class FCC License (Commercial) with a radar endorsement. When you successfully complete the Master Course, if you fail to pass the FCC examination, you will receive a full refund of all tuition payments.

## FIND OUT how employers make job offers like this to our graduates every month

**RADIO OPERATOR:** Capital Airlines (Ohio) is looking for a radio operator. A touch typing speed of 40 wpm is necessary. Must have at least a restricted operator's permit, but a radio-telephone 2nd or 1st class license is desirable.

**CLEVELAND INSTITUTE OF RADIO ELECTRONICS**  
 Desk EI-3 4900 Euclid Avenue Cleveland 3, Ohio

Please send Free Booklets prepared to help me get ahead in Electronics. I have had training or experience in Electronics as indicated below:

- |   |   |
|---|---|
| <input type="checkbox"/> Military           | <input type="checkbox"/> Broadcasting       |
| <input type="checkbox"/> Radio TV Servicing | <input type="checkbox"/> Home Experimenting |
| <input type="checkbox"/> Manufacturing      | <input type="checkbox"/> Telephone Company  |
| <input type="checkbox"/> Amateur Radio      | <input type="checkbox"/> Other .....        |

In what kind of work are you now engaged? In what branch of Electronics are you interested? .....

Name ..... Age .....

Address .....

City ..... Zone ..... State .....

Desk EI-3

# INVENTORS

Learn how to protect your invention. The U. S. patent laws were enacted for the benefit of the inventor to give him protection for the features of his invention which are patentable.

Unless the inventor is familiar with patent matters, he should engage a competent registered patent attorney or agent to represent him. We are registered to practice before the U. S. Patent Office and are prepared to serve you in the handling of your patent matters.

A specially prepared booklet entitled "Patent Guide for the Inventor," containing detailed information with respect to patent protection and procedure, together with a "Record of Invention" form, will be promptly forwarded to you without obligation upon request.

## CLARENCE A. O'BRIEN & HARVEY JACOBSON

Registered Patent Attorneys

810-K DISTRICT NATIONAL BUILDING  
WASHINGTON 5, D. C.

## FAST WAY TO TOP PAY

Train Yourself To Level Of  
**ENGINEERING TECHNICIAN**  
with Radio College of Canada

Nowhere is there a greater need for skilled men than in the fabulously expanding field of electronics. And, it's easy to get started fast toward the high-paying jobs that are open in radar, microwave, television, aviation electronics. Enrol now in R.C.C.'s **ELECTRONIC COMMUNICATIONS** course . . . home study, day or night. No previous experience needed.

Radio College, now in its 30th successful year, has the facilities and the staff to give you the know-how it takes. Hundreds of graduates now employed in dozens of firms and Government agencies—some earning as much as \$10,000 a year within 2 years of graduating.

Act now . . . don't delay your future in electronics another day. Write stating age, education.

## RADIO COLLEGE OF CANADA

write to


86 Bathurst St.,  
Toronto, Canada

or

P.O. Box 144,  
North Wales, Pa., U.S.A.



A new 36-watt amplifier, model 209, has been announced by H. H. Scott, Inc. Easily convertible to stereo, provisions have been made to operate two 209 amplifiers in tandem, with the Scott stereo-adaptor, as an integrated system. Front panel controls include pick-up selector switch, rumble and scratch filters, monaural-stereoadaptor switch, volume loudness switch, input selector switch, acoustic level control, bass and treble controls, speaker selector switch and level control. Net price is \$139.95.



The "Electronamic" Tube Tester model 10-40 from Precision Apparatus Co., has been designed for industrial and communications applications as well as for service maintenance and technical education. It provides facilities for comprehensive testing of electronic tubes and TV picture tubes along with functional testing of voltage regulator tubes, an ultra-sensitive gas test for amplifier tubes and a beam-current test of TV picture tubes. Net price \$149.50.



The experts say...  
 in HI-FI and TEST  
 INSTRUMENTS your best  
 buy is **EICO**

**EICO** 33-00 Northern Blvd., L. I. C. 1, N. Y. EI-12

Show me HOW TO SAVE 50% on 63 models of top-quality equipment (in box I have checked here:)

HI-FI  TEST INSTRUMENTS  HAM GEAR

Send FREE literature & name of neighborhood EICO dealer.

Name.....

Address.....

City..... Zone..... State.....


Add 5% In the West.



**New!**  
 Miniaturized  
 MULTI-SIGNAL  
 TRACER #145A  
 KIT \$19.95  
 WIRED \$28.95



**New!**  
 1000 OHMS/VOLT  
 V-O-M-#536  
 KIT \$12.90  
 WIRED \$14.90




**New!**  
 Series/Parallel  
 R-C COMBINATION  
 BOX #1140  
 KIT \$13.95  
 WIRED \$19.95  
 1350 Combinations!



VACUUM TUBE  
 VOLTMETER #221  
 KIT \$25.95  
 WIRED \$39.95




5" PUSH-PULL  
 SCOPE #425  
 KIT \$44.95  
 WIRED \$79.95  
 Lowest-priced  
 professional Scope




6V & 12V BATTERY  
 ELIMINATOR  
 & CHARGER #1050  
 KIT \$29.95  
 WIRED \$38.95  
 Extra-filtered for  
 transistor equipmt.  
 #1060 KIT \$38.95 WIRED \$47.95



PEAK-TO-PEAK  
 VTVM #232  
 & UNI-PROBE  
 (pat. pend.)  
 KIT \$29.95  
 WIRED \$49.95



TUBE TESTER #625  
 KIT \$34.95  
 WIRED \$49.95



R-C BRIDGE & R-C-L  
 COMPARATOR #950B  
 KIT \$19.95  
 WIRED \$29.95

**IN TEST INSTRUMENTS  
 IN HI-FI... STEREO and MONAURAL**



**New!**  
 STEREO DUAL  
 AMPLIFIER-PREAMPLIFIER HF81  
 Including cover:  
 KIT \$69.95. WIRED \$109.95  
 STEREO DUAL PREAMPLIFIER HF85  
 KIT \$39.95, WIRED \$64.95




MASTER CONTROL  
 PREAMPLIFIER HF65A:  
 KIT \$29.95 WIRED \$44.95  
 with power supply HF65:  
 KIT 33.95 WIRED \$49.95 Superb  
 new design . . . new "low sil-  
 houette" look.




FM TUNER  
 HFT90  
 KIT, less cover \$39.95\*  
 WIRED, less cover \$65.95\*  
 COVER. \$3.95 \*FET incl.  
 "Drift absolutely absent; audio  
 quality excellent."  
 — Electronics Illustrated



60-WATT  
 ULTRA LINEAR  
 POWER AMPLIFIER HF60  
 with ACRO TO-330 Output Xfmr  
 KIT \$72.95 WIRED \$98.95 "excellent  
 buy" — Marshall, AUDIOCRAFT.



50-WATT  
 ULTRA-LINEAR  
 INTEGRATED  
 AMPLIFIER HF52  
 KIT \$69.95 WIRED \$109.95  
 "Excellent value"—Hirsch-Houck Labs.



20-WATT  
 ULTRA-LINEAR  
 WILLIAMSON-TYPE  
 INTEGRATED AMPLIFIER HF20  
 KIT \$49.95 WIRED \$79.95  
 "Well-engineered"  
 — Stocklin, RADIO TV NEWS



12-WATT  
 WILLIAMSON-TYPE  
 INTEGRATED AMPLIFIER HF12  
 KIT \$34.95 WIRED \$57.95  
 "Packs a wallop" — POPULAR  
 ELECTRONICS



2-WAY  
 SPEAKER  
 SYSTEM HFS1  
 complete with  
 factory-built cabinet:  
 \$39.95

STANDARD SPEAKER  
 SYSTEM HFS2:  
 Completely factory-built  
 \$139.95 "Unusual  
 suitability for stereo  
 . . . eminently musical"  
 — Holt, HIGH FIDELITY



Copyright 1958 by Electronic Instr. Co., Inc.

**IN STOCK!**

Compare, take them home—right "off the shelf"—from 1900 neighborhood EICO dealers. Over 1 MILLION EICO instruments in use throughout the world.

Learn from men who are pioneering electronics!

# Choose your electronics training in Today's Army

**Launch your electronics career in Today's Army!** . . . Development of guided missiles and electronics for defense was *pioneered* by the Army. That's why Today's Army electronics schools are among the *world's finest*. That's why Today's Army offers you training and equipment so advanced—much of it isn't yet available *anywhere* else in the world!

**Choose your training before enlistment!** . . . The Army's Graduate Specialist Program makes it possible for qualified young men to choose their training *before* enlistment. To be accepted, you must pass certain qualification and aptitude tests, and be a high school graduate. (High school seniors can apply *now* and enlist *after* graduation.)

**Successful candidates** for this unusual program can choose from 107 technical training courses—and have their choice guaranteed *before* enlistment! You enlist as a Graduate Specialist, an important member of the Army's select team of key personnel. And you enlist for only *three* years. Here's a unique opportunity for a tremendous headstart toward a successful electronics career!

**Choose from 107 Graduate Specialist courses like these:**


- Atomic Weapons Electronics
- Microwave Radio Equipment Repair
- Radio Relay & Carrier Operations
- Electronic Navigation Equipment Repair
- Medical Equipment Maintenance
- Fire Control Instrument Repair
- Telephone Installation & Repair
- Radar Repair
- Guided Missile Electronic Equipment Repair
- Teletypewriter Equipment Repair

**APPLY EARLY!** Graduate Specialist appointments in each course are *limited*. This week, get the details from your Army Recruiter.

**Former Servicemen**—you may have electronics or other skills which the Army needs. See your local Army Recruiter for information on what the Army is offering men and women with prior military service.

Get choice,  
not chance,  
in  
Today's Army






Periscope in attack room of the atomic sub automatically records angles, elevations, etc., when sighting officer presses handybutton.

*EI interviews the men who took*

# Nautilus Under The Pole

**An exclusive interview with Nautilus' captain and navigator reveals how they navigated under ice.**

**A**T 11:15 p.m. (EDT) August 3, 1958, the USS Nautilus passed 400 feet beneath the ice at the North Pole, thereby making history. In crossing the Arctic Ocean from Pacific to Atlantic, the atomic submarine opened new commercial and military interest in the Arctic, and for a dangerous job well done, the first Presidential Unit Citation was awarded to the officers and men who took the Nautilus under the Pole. Obviously, this voyage could not have been made without modern electronics and atomic energy. To learn exactly what part electronics played in the historic trip, the navigation problems involved, and the future of electronics in submarines, the editors of *EI* went aboard the Nautilus to interview Cmdr. William Anderson, commanding officer, and Lt. Sheperd Jenks, navigator, via tape recording. The interview appears on the following pages.





As ship passes under ice cap, men in control room concentrate on maintaining course and depth.

**Ques.** *Captain Anderson, what is the significance of your trip under the Polar ice cap from ocean to ocean so far as the future of submarines is concerned?*


**Ans.** I think that with the trips the Nautilus has made, and recently the Skate, the Arctic Basin has been effectively "opened up" as another ocean which can be utilized by submarines for a variety of reasons, some of which are immediately apparent, others which we probably can't even visualize now. One example: Our trip was designed to show that the Arctic can be used as a transit area. We have tried to maintain a "two-ocean navy." We have large Atlantic and large Pacific forces. Now, by using the Arctic as a transit route, we vastly increase the flexibility of our submarines. Another thing is the use of the Arctic Basin as a staging area for ballistic missile-carrying submarines, a place where they could "hide"—be totally immune to detection, and dart out through openings in the ice to fire the missiles if there should ever be that requirement.

**Ques.** *Could your sub-polar trip have been made three years ago?*

**Ans.** No, it couldn't. The Nautilus was operational in the summer of 1955, but there wasn't enough experience at that time to permit making a trans-Polar crossing from one ocean to the other without doing so on a quite risky basis.

**Ques.** *Were the Gyrosyn and other gyro-compasses aboard the Nautilus when she went operational?*

**Ans.** No. The Nautilus initially had an almost completely different compass installation than we have aboard right now, and I would not want to take the Nautilus' original equipment on




the trip we've just completed. We have better compasses on board, and they have been extensively modified by Sperry to make them work under Polar conditions. This has been done since our 1957 trip. Modifications were based on our experiences and some of our navigation difficulties on that trip. It's only a matter of months that we have had some of our present equipment.

**Ques.** *Based on your experiences with the equipment taken on this trip, would you say that other operational nuclear subs could now go in and do the same thing?*

**Ans.** Oh, very definitely.

**Ques.** *Captain Anderson, how do the electronics personnel on this ship compare in importance, in function, to those who served in World War II submarines?*

**Ans.** Well, the difference is the difference between the capabilities of nuclear powered submarines as compared with conventional submarines. The Nautilus has extensive electronics equipment, not only in the conventional sense of ship controls and communications circuits, but also in the power plant itself—in the controls for the nuclear reactor and the instrumentation required to operate it. The part that is played by electronics technicians is a much greater part than has even been played in any submarine before. And we have far greater numbers on board than the submarine used to carry. A large number of our crew, all the engineering ratings, the people that run the power plant and the less specialized mechanical aspects



Left, Lt. Jenks explains precision depth recorder to *El* editor as Cmdr. Anderson looks on. At right, the navigator checks SCAR (Submarine Celestial Altitude Recorder) which permits the taking of star fixes through the periscope.

Gyro-compass installation (Sperry Mark 19) senses ship's heading, roll and pitch and was primary means of navigation under ice.

Ultra-precise inertial navigation system for use at sea is assembled ashore. Inertial system on Nautilus proved accurate.

Designed for high-speed aircraft in polar regions, Sperry Gyrosyn compass system was checked on Nautilus' submerged trip.



**Ques.**  
**Ans.**

of the ship—they all receive a basic course in electricity and in electronics. Only the electronics technicians and “interior communications” men have highly specialized electronic training.

*Could the trip have been done in the winter?*

That really can't be answered until we try the same trip in the wintertime. The Atlantic approaches to the Arctic Basin are deep water approaches; there is no reason in the world why you can't go up to the North Pole or anywhere in the Arctic Basin by making your approach from the Atlantic side. On the Pacific side you've got a special problem, a shallow water problem. What the ice conditions are in the shallow water in the wintertime, no one knows. Until the Nautilus trip this year, we didn't know what the relationship of the summer ice conditions was to that “shallow water” approach problem. We learned some very interesting things that no one suspected! There's a possibility—and I want to emphasize “possibility”—that a wintertime trip could be *easier* than the summertime trip. But we really won't know until somebody gives it a try.

**Ques.**

*You mentioned the “shallow water approach.” I think of this in terms of the Bering Straits. Is that correct?*

**Ans.**

The Bering Straits and the Chuckchi Sea.

**Ques.**

*How shallow are they?*

**Ans.**


Well, the Chuckchi will run down as shallow as 102 feet. The Nautilus is about 50 feet from top to bottom so you can see that in cruising very close to the bottom we don't have too much clearance. As I said before, wintertime may be a better time . . . would you like me to explain why?

**Ques.**

*Yes. We're very interested! Of course, during the winter the water would be iced over, wouldn't it?*

**Ans.**

Yes, it would be. We found on this trip something that we didn't expect. On the Atlantic side, in which we had experience last fall, you see beautiful white regular ice floes—ice that has spent its entire history in the open sea. It forms in a predictable fashion. You can pretty well predict what the thickness, draft, and other characteristics of the ice are going to be.



Now, in the Chuckchi Sea and in the Bering Straits we encountered summer ice that was dark, dirty and rugged; ice that had been land-massed along the coast somewhere, Siberia, Alaska, northern Canada, where it had an opportunity to absorb pressures and become a lot more rugged than ice in the open sea. Apparently during the spring thaw, this ice is cast loose from the coast and goes out into the open sea and becomes somewhat of a menace. Perhaps some of that ice wastes away toward the end of summer, and is replaced in the wintertime by sea-ice, which forms in a regular, more predictable pattern. For that reason, we "may" find that the winter is really a better time for such a trip.

**Ques.** *What do you think the submarine of the future will be like?*

**Ans.** We are starting to see a large number of different types of submarines. People conjecture that around the corner are cargo submarines and tanker submarines—entirely feasible, as far as I know. We're going to see more diversified employment of the submarine. We are also going to see a much better design as far as the submarine hull is concerned. For example: the optimum submarine would be one completely faired—something that would resemble a torpedo. You wouldn't have that big "sail" sticking up there; the entire ship would be a perfect cylinder. And we'll see, perhaps, true streamlining, where we've got optimum "dynamic shape" for submerged performance. It's perfectly possible to build a submarine that will go 60 knots. A large surface ship designed to do 60 knots would be very hard to build.

**Ques.** *Do you think that future submarines will have fewer personnel because there will be more electronically automated apparatus aboard?*

**Ans.** You can add a lot of efficient control equipment and cut down on operating personnel, but then you have to add almost as many personnel to monitor and maintain that equipment. Building a submarine where you just punch a button and it automatically dives off New York and surfaces off England is in the "Buck Rogers" future. You need the human mind to

[Continued on page 104]

# All About Short-wave Listening

By Jack Gould


Radio-TV Editor, New York Times

**Tuning in the world via short-wave radio can be a rich and rewarding experience, an exciting hobby.**

**D**O YOU want an exciting and fascinating adventure in your own home? That is what short-wave radio offers. With the flick of a switch and the twist of a dial you can roam the world. Night and day hundreds of programs are carried across oceans and continents and brought into your own living room.

On short-wave radio there is something for almost everybody; it depends on what you want to hear. There's entertainment—symphony orchestras from the capitals of the world. There's knowledge and information—news and commentary that provide an absorbingly varied insight into international affairs.

Variety in listening adds spice to your home entertainment. Author, left, can twist dial to hear All India Radio halfway around world.







Radio Japan broadcasts schedules in English, in addition to programs of traditional Kabuki music.

There's a hobby—the game of trying to hear every country in the world or eavesdropping on the amateur radio operators who chatter back and forth over thousands of miles. There's the fun of being a parlor detective or the “supervisor” of a control tower—listening to police alarms or overhearing airplane pilots report their positions over the Atlantic and Pacific.

Short-wave radio, in a word, opens new vistas for the inquiring listener. Merely to hear familiar local radio stations is to miss out on a major treat of the broadcasting art. For little expense and trouble there is the whole world to choose from.

Getting started in short-wave radio depends on the state of one's pocketbook and the extent of one's interest; there are receivers for every purse and taste.

If a soldering iron, pliers and screw

driver hold no terrors for the prospective monitor of the international airwaves, he can begin with the durable old standby—the regenerative receiver of two or three tubes. These come in kit form at the mail order houses, have very clear instructions on assembly, and can provide many hours of diversion. Even with incidental extras—a set of earphones may be helpful to hear weak stations and perhaps not everybody has a soldering iron at hand—the total investment can be under \$25.

The next step upward is the superheterodyne receiver; it affords vastly increased volume, greater ease of tuning and more ability to pick up distant stations. The simplest superhets come in the \$50 to \$60 bracket—if you have the necessary skills and equipment, they can be had in kit form for even less. For the prospective short-wave listener who



On-the-scene special events, such as shipboard broadcast from India, can be tuned in at home.



The world also listens to us. Moscow radio club members do not own equipment, share its use.

wants maximum service with the least fuss for reasonable cost these sets make a good starting point.

The addition of a second stage of intermediate frequency amplification may bring the cost of a receiver up to \$80 or so. Moving up to the category of \$100 to \$200 makes it possible to obtain receivers with a stage of radio frequency amplification, which aids sensitivity and selectivity very substantially.

For \$200 or more there is a wide choice of superb receivers, though some are designed solely to cover the bands of interest to amateur radio operators rather than the channels assigned for general international broadcasting. A super-duper short-wave set that not only does just about everything electronically but practically cleans up the house and puts out the cat can be ordered for \$1,500.

In weighing the cost of short-wave sets it is well to remember that in a popular sense they represent two receivers in one. Virtually all SW sets cover regular broadcast stations with their familiar output of rock 'n' roll, soap operas, disk jockeys and commercials; short-wave radio is something added.

One of the major differences between regular radio and short-wave is that stations on the international airwaves are badly crowded together. This means that some form of bandspreading is vir-

tually indispensable. The bandspread tuning dial, as the name suggests, spaces the stations out so that an Englishman in London can discuss the joys of gardening without interruption by the young lady in Moscow who reads the Soviet manifestos.

Once a set has been built or bought, there is the matter of an aerial. In many locations fifteen feet of wire draped around the room will bring the voices and melodies of many lands into the house. An antenna out in the open, particularly if a listener lives in an apartment house with steel girders, generally proves most satisfactory.

Even though the art and technique of short-wave radio goes back many years, it is still an awing and exciting experience to turn on a short-wave receiver for the first time, tinker with the dial and suddenly hear the chimes of "Big Ben" striking the hour in the tower of the House of Parliament in London. It makes the world seem uncannily tiny.


But to obtain maximum pleasure from a short-wave receiver—and to understand the language commonly used over the air—familiarity with a few words and phrases can be helpful.

It may be asked, "What is a short wave?" A radio wave can be likened to an ocean wave. At the beach you have seen a wave go up and down, up and down. Each time it completes an

[Continued on page 96]

Technicians in United Arab Republic tune transmitters which broadcast their views on troubled Mid-East to many foreign nations.

Listeners who acknowledge hearing a broadcast, by mail, often receive in return colorful QSL cards which confirm short-wave contact.




*what happened to*  
**The Death Ray?**

**By E. G. Louis**

**With present knowledge of energy sources, how close have we come to a practical death ray?**

**S**CIENTISTS often catch up with and surpass the most fantastic predictions of science-fiction writers. The airplane, automobile and submarine, for examples, at one time existed only in human imaginations. More recently, the long range rockets, missiles, color television, artificial satellites and atomic-powered ships have become realities. Interplanetary travel, long a dream of science-fiction writers, is on the verge of practical realization. In fact, at the present rate of progress, it takes a very imaginative writer to keep even a short step ahead of science.



This is part of giant Bevatron at Berkeley Radiation Lab. It starts particles on a 300,000 mile journey through machine which boosts particles to 10-million electron volts, then to the energy of cosmic rays.

University of California

But there is one invention referred to time and again in science-fiction that, as yet, has not been practically developed—the death ray. What happened to the death ray? Has its development been held up by lack of interest? It doesn't seem that way. A practical death ray has been a priority item for military researchers and such a device has been on the official list of the National Inventor's Council for many years.

Earlier this year, Roy W. Johnson, head of the Advanced Research Projects Agency, told the Congressional Space Committee that the "ultimate" weapon of tomorrow might be a death ray that would make the hydrogen bomb obsolete. Referring to some of his agency's experimentation, America's research chief said, "... our work might lead to a death ray. That would be the weapon of tomorrow. . . The (hydrogen) bomb today is considered the ultimate weapon, but I suspect that 20 years from now the bomb will be passe."


The majority of present day weapons, including the highly touted ICBM, are merely advanced versions of that prehistoric weapon, the thrown stone. This was the first ballistic missile and later weapons—pistol, rifle, machine gun and today's rockets—are just more efficient forms of that first missile. Even when an explosive warhead is added to a rocket, the only real change is to increase the weapon's area of destruction.

In a sense, "death ray" is a misnomer. It is a broad term describing a whole class of weapons, just as "gun" describes everything from a child's cap pistol to an atomic cannon. As commonly

**Great radar antennas are capable of concentrating microwave radio energy into directional beams. Right, experiments with high-voltage artificial lightning may lead to "ball" lightning, which Russians already claim.**




U.S. Army photo





Unexplored areas in high energy will be researched in new Brookhaven (N. Y.) synchrotron, which will be the largest in United States.



Army's new solar furnace creates intense heat: (A) Steel I-beam; (B) same exposed to concentrated sunlight; (C) resulting hole.

used, "death ray" refers to weapons projecting a beam of almost pure energy, as contrasted to missile weapons, which utilize an actual physical object.

Several types of ray weapons are of interest to the military, such as rays which can stun, paralyze, or kill animal life. There are also "force" rays which develop a push (or pull) against material objects, and "disintegration" rays which may be used to destroy matter.

Microwaves (extremely high frequency radio waves) have been suggested as a possible death ray. Concentrated microwave energy is used to cook food in seconds in the commercially available *Radar Range*. Recently, a radar technician was killed when his internal organs were "cooked" after he accidentally stepped into the concentrated beam of a giant radar antenna. Experiments have been conducted where extremely tight beams of microwave energy have been used to ignite balls of steel scrapings over fairly short distances. Expanded projects along these lines could lead to a workable, highly effective weapon.

On September 4 of this year, the Civil Aeronautics Administration warned pilots away from the Naval Research Laboratory at Stump Neck, Md., after the Navy announced that experiments involving beams of a secret radio device there might result in harm to humans. A giant radar-like antenna is said to transmit powerful electro-magnetic impulses. Helicopter pilots hovering in the secret beams were singled out for particular warning. The CAA pointed out that two airways used by commercial

airliners bypassing Washington, D. C., fly over the danger zone at 3,000 feet or higher. This is believed to be a safe altitude. The Navy said it expected to curtail its secret operations, transfer them to another area, or make the present area restricted.

#### Nuclear Fission By-products

Gamma rays and alpha and beta particles are a secondary result of nuclear explosions. The thousands of humans killed and injured by radiation burns at Hiroshima and Nagasaki bear ample testimony to the potential effectiveness of such a weapon. However, the problem here is to produce and focus such rays in a tight beam and direct them over great distances with reasonable accuracy. Highly efficient shielding against such beams is necessary, and without that shielding the ray "gun" would be more dangerous to the operator than to his intended victims.

Experiments have been conducted with the creation of "anti-matter." Such matter is similar to conventional matter, but its individual atoms have a reversed electrical polarity—the atoms have a negative (rather than positive) nucleus and are surrounded with shells of positive electrons (positrons).

When "anti-matter" comes into contact with conventional matter, both are annihilated and converted into pure energy. A strong beam of anti-matter particles could disintegrate any object against which it is directed, including the toughest armor plate, concrete, lead, water, air, and even that old stand-

[Continued on page 92]



An electronic recorder built into the enlarged handle of a toothbrush measures torque and pressure with which the brush is applied. This information is fed into a receiver which shows the scientist how adequately a subject brushes her teeth.



## How Good Is Your Toothbrush?

The perfect toothbrush, devised with the aid of electronics, has been 3000 years in the making.

**T**OOTHBRUSHES have come a long way since twigs and roots were used. With two specially designed electronic machines and several human volunteers, scientists at the Albert Einstein Medical Center in Philadelphia conducted a series of tests aimed at finding the most superior toothbrush. After experimenting with 15 models, they concluded that the best brush would have inner rows of stiff bristles, each .012 inches in diameter, hard enough to clean the teeth satisfactorily, and outer, softer rows, with bristles .009 inches in diameter, to massage the gums without damage. —●—

This machine tests many toothbrushes, comparing their cleaning and massaging action.

Pattern of actual toothbrush movement is simulated on sets of dye-painted teeth.



*electronics explores*

# The Secrets Of Life

By R. E. Atkinson


**Once a scientific mystery, the cell—key to all life—is becoming known to us thru electronics.**

**I**T has been predicted that the electronic brain will someday replace the human diagnostician in medicine. A computer will receive the patient's symptoms as recorded by X-rays, blood pressure, pulse, reflex reactions, etc., and out will come the name of the disease and perhaps even recommended treatment. This, of course, is not yet the case, but electronics today is a very useful medical assistant providing such items as cardiographs, fluoroscopes, X-rays, etc. But ahead lies a role for electronics which is even more important to humanity—aiding research into the basic unit of life itself—the cell.

In a portion of blood about the size of two pinheads there are normally some 5 million red blood cells alone, to say nothing of the white cells! Cells come in infinite variety and form many different things, plant and animal. Background on these pages shows TB-like organisms magnified 88,000 times for medical study. In the same creature

**Electron microscopes, such as one at left, are capable of magnifying 160,000 times. At this rate, a human hair would seem 15 feet thick.**

**National Institute of Health biologist, right, adjusts scintillation counter to measure radioactivity in cells for clues to life processes.**



United States Steel Corp.





different cells perform different functions. Some are disease; some are life-giving. With the aid of electronics, scientists are not only studying cells intact, but are actually taking these tiny building blocks of life apart.

Not all research, however, is merely seeking biological knowledge per se. Projects combining bioengineering and electronics are paying off today in instruments actually used to save lives. Georgetown University Hospital in Washington, D. C., for example, is the first hospital to use a new electronic machine that does blood cell counts in 15 seconds. A blood count, necessary before an operation to indicate the degree of bodily infection, usually takes a good technician 45 minutes to an hour to complete with a microscope. By using the electronic blood counting apparatus, the time saved can mean the difference between life and death.

In an effort to learn what happens when one cell, such as a disease organism, meets a healthy cell in combat, Harvard University researchers have tagged the tuberculosis germ with radioactive carbon 14. Then they introduced the germ to some healthy cells. With the aid of scintillation counters and electron microscopes they followed


the action of the tuberculosis germ.

Phagocytes, such as white blood cells, usually engulf and digest foreign particles that invade the body. But this time they showed up as failing to disintegrate the hard-shelled TB organism, unless the TB cell was first *shattered by high frequency sound waves*. These findings help explain why tuberculosis is a notably stubborn disease, but if the precise attack strategy of the TB cell can be viewed electronically, it may be possible to reinforce the body defenses at a strategic point to defend against and destroy the invading particle. The defense may take the form of drugs or high frequency sound waves.

Each year about 50,000 women develop cancer of the uterus and 15,000 die of it. Electronic methods of diagnosis may cut this toll. The new cytometer (cell analyzer) developed by the Public Health Service's National Cancer Institute consists of a scanning microscope, computer-analyzer, and recorder, and is being used for the early detection of cancer.

The scanner converts optical information from slides of vaginal cells into an electron beam which moves on to the computer-analyzer. This unit applies  
[Continued on page 109]

New 2,000,000 volt X-ray unit destroys cancer cells at pin-pointed site within human body.



Apparatus does blood counts electronically in 15 seconds by counting 50,000 cells per sec.





*what are they doing about*  
**Mid-Air Collisions?**

**By Paul Beame**


**The Jet Age in air travel brings new air traffic control problems which need new answers—and fast!**

**WE** ARE rapidly moving into the Jet Age of commercial aviation and unless we work fast we are liable to jump right into disaster. The pilots of two jet planes approaching each other at full speed have about as much chance of missing each other as you would in trying to duck under a .45 caliber bullet.

There were more than 65 mid-air collisions with heavy loss of life in the years 1950-55. In the past two years there have been seven major air disasters involving piston engine planes cruising at 300-350 mph, or even less. "Near misses" have become so commonplace that pilots often do not even bother to report them. Yet, despite the discouraging statistics, the commercial airlines are adding 600 mph Douglas and Boeing jets to their air fleets—five this year, 70 in 1959, and 145 more in 1960.

With hundreds of commercial jets in the air in the near future, does it mean that we have to sacrifice safety for speed? Or will jetliners have to be delayed beyond the point of paying their way in order not to overcrowd the already crowded airways?

The reason for this shaky situation is an aircraft control system which grew up helter skelter over the years. Essentially it is a system of air paths between principal cities, paths defined by low frequency beacons. Each airline pilot is assigned one of



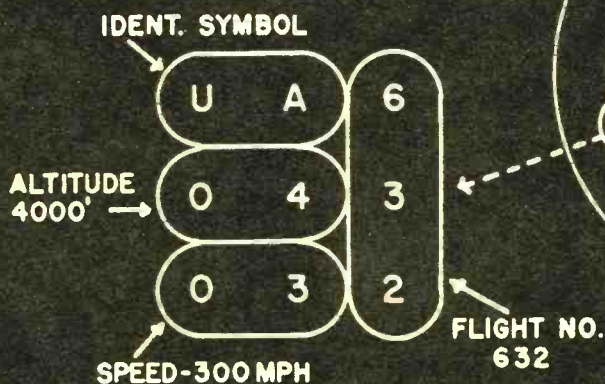
**HIDAN shows pilot where he is, where he's supposed to be. When small plane is at grid's center (lower photo), aircraft is on course and on schedule. At top, plane has been moving too slowly and is off course.**

**Part of instrument runway at LaGuardia, hidden from tower personnel by hangars, can now be viewed with 24-hour closed circuit television.**





Charactron air survey display gives instant and steady target identification, altitude and speed. Set of 9 characters, "written" electronically on screen, corresponds to an airplane's position as determined by radar.



these paths before takeoff. He knows that air traffic controllers with radar on the ground will see to it that his is the only commercial airliner in a "tunnel" of air 10 miles wide, 2,000 feet deep, and that there will be 50 miles between him and any other plane in that tunnel. The 50-mile separation is actually a time interval of 10 minutes, since it takes approximately that length of time for a piston engine airliner to fly 50 miles. Jets moving at 600 mph on these same airways would have to be spaced 100 miles apart to achieve a safe interval under present conditions.

Complicating the problem is the fact that the whole sky is open for planes flying off the earmarked air lanes not under instrument flight rules (IFR). These aircraft fly on a "see-and-be-seen" basis. There are some 66,000 planes registered in this country and when you add countless military planes, you begin to get some idea of the

enormous problem of air traffic control.

Airline pilots generally fly IFR and receive route instructions from personnel on the ground. Non-commercial aircraft usually fly visual flight rules (VFR), which require the pilot to keep alert for planes in his vicinity. When a plane flying VFR enters an IFR airway, trouble can be expected. Most mid-air collisions occur when the pilot of a VFR aircraft accidentally or purposely moves into the domain of IFR aircraft and fails to see an oncoming plane in time to take appropriate avoiding action. There has been some talk in governmental circles about setting up a Federal Aviation Agency that would control *all* flights—civilian, military and commercial—in certain congested areas. But this has not been implemented as yet.

One measure that *has* been taken to meet Jet Age air traffic problems is the Civil Aeronautics Administration's

(CAA) spending plan for the current fiscal year. Upwards of \$175,000,000 is to be spent before June 30, 1959, for the actual installation of air navigation and traffic control equipment and the training of personnel.

The Air Modernization Board (AMB), under the President, has been established specifically to work out entirely new methods of gathering, processing and displaying information for the airways controller on the ground and the pilot in the air. A program already underway calls for installation by 1962 of 73 new radar units with a 300-mile range, as well as 115 airport surveillance radars, local installations. Some busy fields are already using the airport surveillance radar to break up bottlenecks in landing aircraft during bad weather.

Electronics is playing a primary role in AMB and CAA plans. The first steps are toward improving communications between plane and ground. New systems to be installed in the early 1960s will automate the routine part of this operation so that the controllers will have more time for decision making

and emergencies. To cut down the number of voice transmissions between air controller and pilot, the CAA plans to use 48 special radar beacons that will permit controllers to identify any target on their screen by sending out a coded signal which triggers a device in the aircraft itself. This device automatically transmits back to the ground the desired identification information.

One of the more interesting projects under development by the AMB designed to keep planes within their carefully delimited air spaces has already been tested. HIDAN (High Density Air Navigation), developed by General Precision Labs, is a fully automatic, self-contained airborne navigational control system. The developers of HIDAN believe that with very careful navigation more efficient use may be made of available airspace and the large reserve space envelopes now required for each plane can be enormously reduced without reducing the safety factor.

With HIDAN in the cockpit the pilot has before him at all times a picture of where his plane is in relation to where  
[Continued on page 100]



In instrument flight room at airport, these CAA controllers literally talk pilots within 50-mile radius down to safe radar landings.



Moscow tower differs from our towers in that it must handle jetliners, has a woman controller, and a unique runway display, left.




# Police Use Pocket Radio

**Lawmen in New York's vast Central Park now use FM radio with 2-way capability in their fight on crime.**

**Trouble call is logged at precinct house as transmitter for 150 mc band sits on desk top.**

**Location of trouble is spotted on map of park which is divided into individual patrol areas.**



**M**UGGERS beware! Foot patrolmen in Manhattan's sprawling Central Park now have a new and powerful weapon clipped to their belts alongside their .38 caliber revolvers. This weapon is radio—FM radio so small that the officer carrying it hardly knows it's with him.

It used to be that the park policeman walking his lonely beat was pretty much on his own, completely out of touch with 22nd Precinct Headquarters or his fellow officer on other beats. Periodically he would have to call the stationhouse on one of the police telephones scattered through the park. It was impossible for the officers at headquarters to contact him and even in an emergency they would just have to wait for his regular telephone call.

Now the system is different, thanks to a fully transistorized receiver which weighs only 10 ounces and is just 6½ inches long. This receiver is small enough to be tucked into a shirt pocket or carried in a leather belt case. The policeman need only be concerned with the on-off switch and the cord which feeds his lapel loudspeaker. One tiny battery provides enough power for 150 hours of operation.

As soon as a trouble report reaches headquarters, the man on desk duty pinpoints the exact location on a large map of the park which is marked off into individual beat areas. On the main desk sits a transmitter for the 150 mc band. As soon as the desk man knows which beat officer to call, he broadcasts the troublemaker's description, his direction of flight, and any other pertinent information which will alert patrolmen near the trouble scene and result in the rapid blocking of park exits, all before the culprit can escape the park proper.

Soon to go into operation is a 28-ounce miniature FM transmitter, fully portable with a push-button-to-talk microphone. This RCA transmitter has a 2-mile range.

Alarm goes out to beat patrolman, who hears call come over transistorized pocket receiver.

Small loudspeaker, right, can be clipped to shirt. The receiver weighs only ten ounces.





View from control room shows control consoles and eight test autos being put through paces on treadmill, each car duplicating a recorded road trip.

**How do your driving habits affect your gas mileage?**

**Electronics tries to find out by putting these . . .**

## Test Cars On A Treadmill

**O**NE man in a control booth can “drive” eight cars simultaneously through city traffic without ever putting his hand on a wheel or his foot on an accelerator or brake pedal! He does it with magnetic tape—and an “eight-lane” treadmill at the Esso Research Center in Linden, N. J.

Test cars go nowhere on this unique test track. Instead, the “road” moves beneath them, for each lane is actually a pair of dynamometer rollers turned by a car’s rear wheels. The acceleration and braking cycle of the test cars is an exact duplication of the way a motorist would start, accelerate, slow down and stop his auto during normal driving, enabling fuel engineers to measure octane ratings and combustion chamber deposits—data necessary for developing more efficient gasolines.

Cars on the treadmill can be made to perform as if they were on the open road or in city traffic. Different fuels and lubricants now can be compared under unvarying conditions because the tapes that control the treadmill can be used over and over again.



A laboratory auto is fitted with electronic devices which detect accelerator pedal movements and braking patterns as the car travels over an actual road with an average driver at the wheel. Throttle changes, as indicated by accelerator movements, are converted into throttle frequencies by a potentiometer and oscillator. This varying frequency is automatically recorded on magnetic tape carried in the car. An on-off braking frequency simultaneously adds braking information to the tape. The starts and stops of the average driver, his jiggling of the accelerator, etc., are all recorded on the tape.

These taped driving patterns are then played back through a reproducer in the treadmill control room, which separates

the throttle and braking frequencies and sends them through a set of controls, to the test cars on the treadmill.

The test cars' rear wheels ride on and rotate wide steel drums, which are belted to inertia discs and large fans. The inertia discs absorb the power a car would use in acceleration, while the fans provide varying degrees of wind resistance and cool the auto engines.



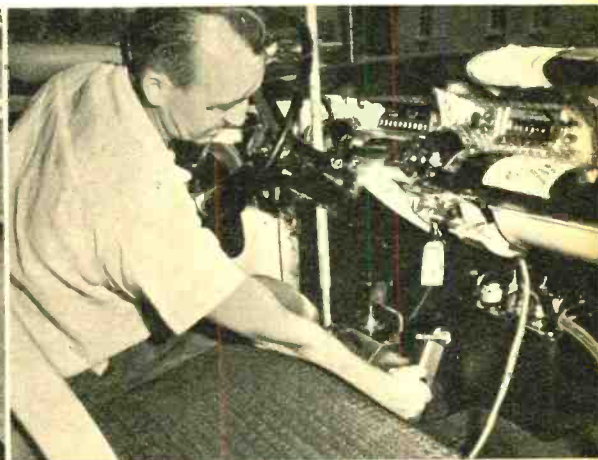

Recording driving habits has revealed that the average driver, listening to popular music on his car radio, unconsciously jiggles the accelerator in rhythm with the music. This unnecessary working of the pedal results in reduced gas mileage, so if you want to get more miles to the gallon, you certainly had better avoid rock 'n roll.

Upper left, new car is driven onto treadmill. Control attachments are in "post-like" unit.

Top right, car for taping road run is fitted with devices to measure acceleration, braking.

Bottom left, adjustments to tape programmer and reproducer are made in the control room.

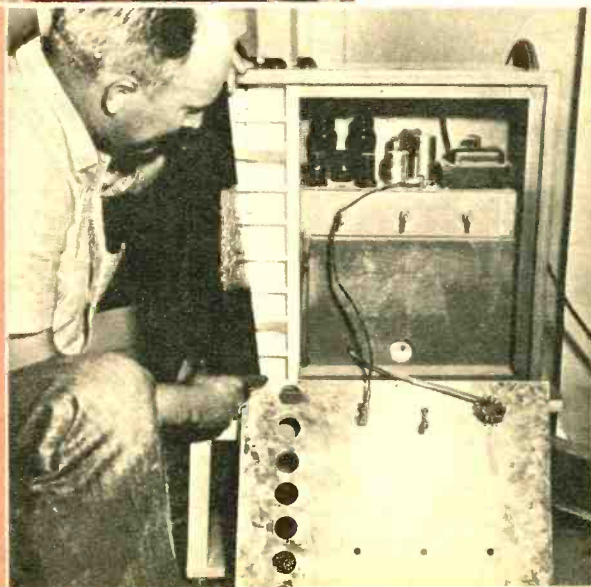
Bottom right, treadmill cutaway shows control room, far right, giant fans and wheel rollers.





Child, encouraged by teacher, makes vocal sounds into microphone, succeeds in lighting two of nine bulbs on panel.

Technician removes multi-colored glass and panel to reveal 6-watt bulbs in a line and a standard audio amplifier.



*near-deaf children:*

# They See Their Voices

By Henry F. Unger

**Electronic gadget with colored lights helps almost deaf children realize that they, too, have voices.**

**A**N audio amplifier, 18 relays and nine 6-watt bulbs covered with colored glass are bringing a joyful new experience to a group of near-deaf children who attend Samuel Gompers Memorial Clinic, Phoenix, Ariz.

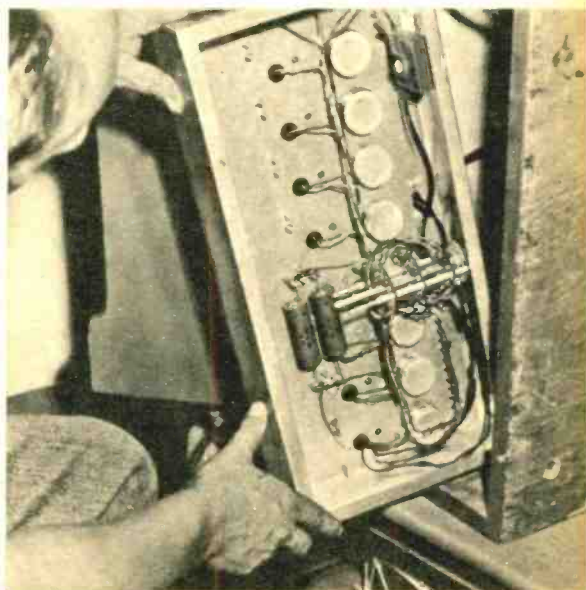
The equipment is designed to help the almost deaf child realize he has a voice. Once he realizes this, his disposition brightens, and so does his future. The operation of the voice machine is simple:

The human voice is made up of many tones ranging from a few hundred cycles to about 2,000. As vocal sounds enter the unit, they are broken up by a series of narrow range filters. Each filter actuates a relay which, in turn, lights a bulb when its particular tone is uttered.

After making a few sounds into the microphone, the happy child sees the connection between the lights and his speech attempts. Low tones light only the lower green lights, but as his voice develops in strength and tone, other colored lights flash on until all nine are lit. —●—

Filters and relays, back to back, break up child's vocal tones, activate proper light.

Homemade voice machine was simply designed with minimum of resistors, condensers, etc.



*new fields for electronics*

# Speeding The News


By Al Toffler


**From reporter to huge rumbling presses, electronics helps produce your newspaper faster than ever.**

**W**E all know that radio and television are built on solid foundations of electronics. But how many Americans realize that the oldest mass communications medium in the country—the newspaper—is also thoroughly dependent on the vacuum tube and the electrical circuit?


Recently, **ELECTRONICS ILLUSTRATED** toured the Washington Post's new seven-story building and found everything from a radio antenna on the roof to oscilloscopes in the basement. With a circulation of 390,000 daily and 430,000 Sunday, the *Post*

**As Washington Post photographer gets his next assignment over pocket radio receiver, gigantic presses turn out the next edition at 42,000 copies each hour. The split-second timing required in press operation is done electronically,**





Setting type for lengthy stock market lists does not require an operator. Wire service transmits coded signal which punches holes in tape by means of reperforator (inset closeup). Tape passes through electronic tape reader which activates linotype.



is big-league in the newspaper world, and it uses dozens of electronic devices. But the number of electronic aids adapted for special use in publishing is so great that no paper, not even the *Post*, could use them all.

News is the raw material, and its collection of primary importance. Few readers realize how heartily dependent the average paper is on news copy brought to it by the familiar teletype, or "ticker." An entire paper could be filled with ticker copy. The teletype is a simple electromechanical device dependent upon AT&T transmission systems which in themselves are intricate electronic arrangements making possible the swift (60 words per minute) and efficient flow of words. A press service correspondent can cover a Congress-

sional hearing in Washington, hand his story to a teletype operator, and within minutes it is in the hands of hundreds of newspaper editors all over the country.

Speeding both the spoken and written word, the *Post* has 390 telephones and related switchboard equipment, and devices such as speakerphones, which permit the listener to hear the person on the other end of the line without lifting the receiver. This is particularly handy when the listener is typing at the same time. Special dictation hook-ups have been installed so that a reporter can phone in a story and have the call recorded on standard Dictaphone machines for transcription at a later, more convenient time.

Two-way car radio and portable tape




Accuracy of color scanners on presses are monitored by this bank of electronic gear.

recorders for accurate interviewing are used by many papers. The *Post* passes these up, but each fast-moving photographer carries a tiny transistorized radio receiver about the size of a package of cigarettes through which he gets his new assignment while still outside the office.

Electronics has also entered the field of typesetting. News is transmitted directly into a linotype machine without the intervention of a human operator. Called teletypesetter (TTS) service, the *Post* uses it mainly for handling pages of stock market quotations. The wire services, instead of transmitting written copy, punch coded holes into a strip of yellow tape. In the composing room, an electronic "reperforator" punches the same pattern of holes in a similar tape, which is then fed automatically through an electronic tape "reader." The coded holes allow certain electrical contacts to be made. The contacts activate the linotype, which produces the called for characters on slugs of hot lead. An operator stands by, but does not have to manually operate the linotype keyboard.

Photographs, too, reach the paper through electronics. A wire service cameraman in Paris takes an exciting shot of immediate interest to American readers. He places the photo in an elec-



Some newspapers use this Fairchild Scan-A-Graver to make photo engravings on plastic.

tronic machine which projects a tiny spot of light on it. The reflection from the photo varies depending upon whether the light is bounced off a light or dark area. As the scanning light moves, reflections from the photo are picked up by a phototube which converts them into varying electrical frequencies. These frequencies are then amplified and transmitted by telephone line, cable or radio.

The signal, once received in this country, is reconverted back to light values and applied to photosensitive paper, producing an exact duplicate of the original. When you see the word "Wirephoto" or "Radiophoto" or "Telephoto" under a newspaper picture, you know it was transmitted in this fashion.

A newspaper's production engineer can choose from a wide range of electronic devices ranging from static eliminators (which keep newsprint racing through the presses properly) to newsprint moisture meters, ink-flow controls, conveyor drives and counting equipment. Even stuffing, bundling and wrapping operations are speeded electronically.

Thousands of newspapers, large and small, use an ingenious machine developed by the Fairchild Camera and Instrument Corporation to etch photo  
 [Continued on page 88]

# A Telephone Recording Beeper

By John T. Frye

Comply with FCC regulations! This unit warns the person you are recording by a tone every 15 seconds.

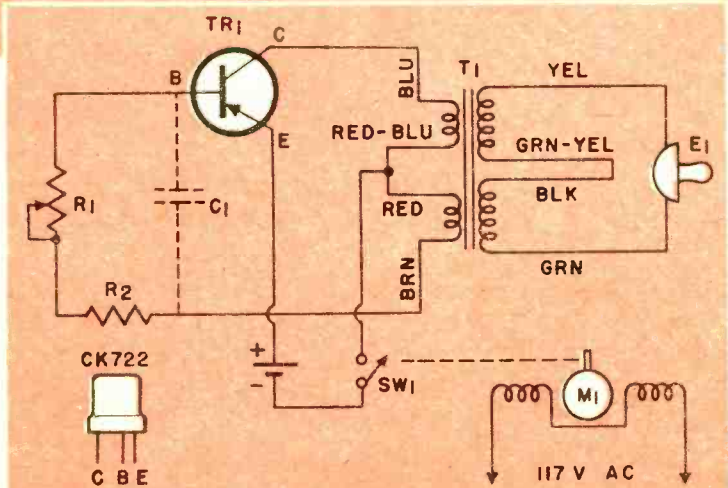
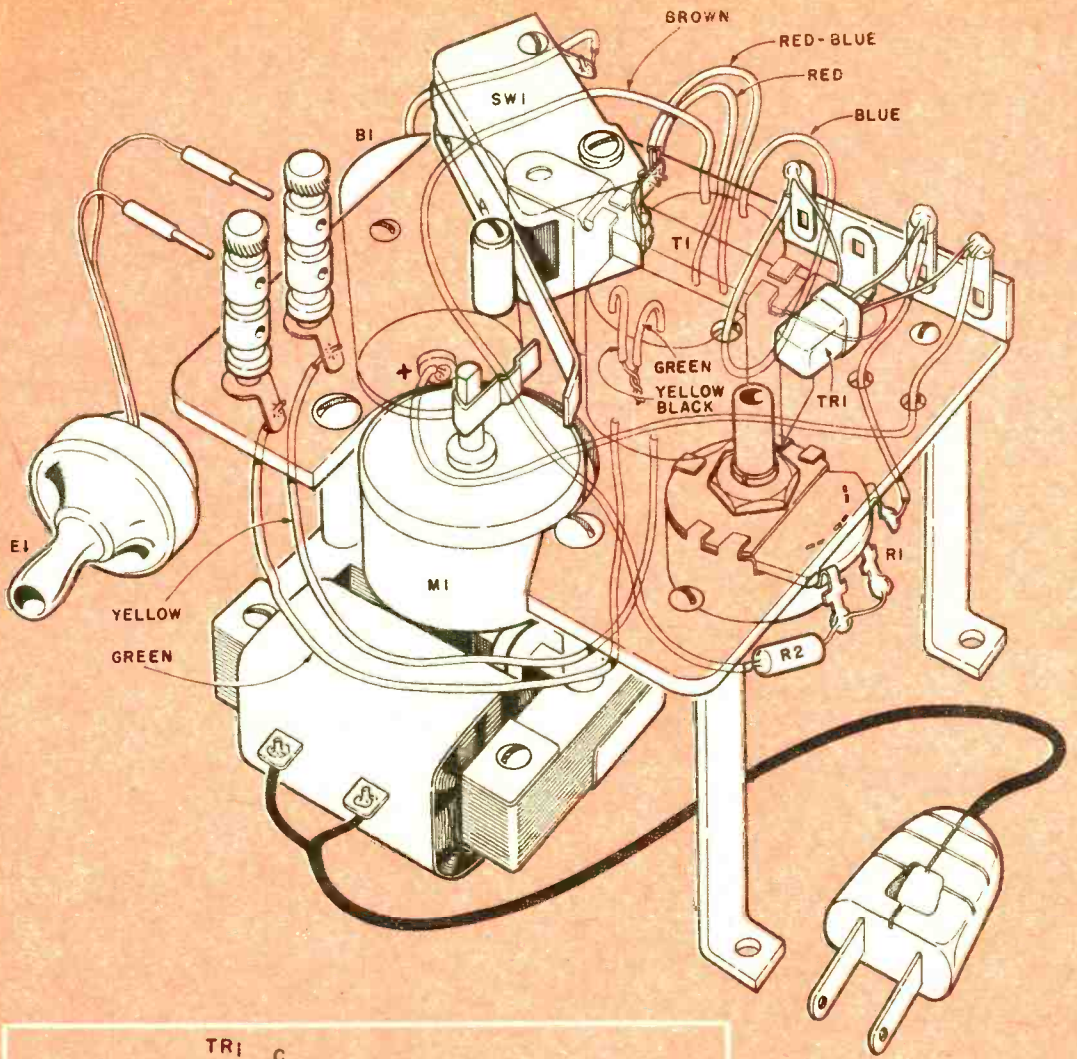


The Beeper, seen at lower left, feeds its signal to the earphone mounted on telephone mouthpiece. Person at other end of the line hears the tone.

**Y**OUR telephone book probably has a notice in the front like this:

"A short high 'beep' tone heard on the telephone about every 15 seconds means that the person with whom you are talking is recording your telephone conversation. . . . Use of a recorder without the signal is unlawful."

It is unlawful no matter if the telephone conversation is led into the recorder by direct connection to the line, by use of an inductive pickup, or even by simply holding the recorder mike close to the earpiece. Furthermore, the use of the distinctive signal is the *only* legal way you can tell the other party and all



Wiring guide and schematic appear above. If all parts are purchased new, cost is about \$15. Observe battery polarity.



concerned the conversation is being recorded.

A pickup coil beneath the telephone permits you to record a conversation without tampering with the telephone line at all. The device pictured enables you to insert the proper beep signal also without making any physical connection to the line.

The FCC carefully specifies the beep signal's characteristics: (1) it must occur every 15 seconds, plus or minus 3 seconds; (2) it must last for 20/100 of a second, plus or minus 20%; (3) the tone must have a pitch of 1400 cycles per second, plus or minus 10%; (4) the level should be equal to the average telephone talking signal strength.

The "beeper" constructed to meet these specifications consists of a 4 rpm synchronous motor actuating a microswitch that turns on a transistorized audio oscillator for a short, measured length of time each revolution. The output of the oscillator feeds a crystal earphone held near the telephone microphone.

A 4"x3¼"x¼" piece of tempered hardboard is fastened to the clock motor and all other parts are mounted on this. When mounting the transformer, connect the earphone across one of the windings and position the transformer

for minimum hum pickup from the running motor. Make one of the microswitch mounting holes large enough so that the tongue end can be swung through a small arc. Transistor leads are held with pliers when soldering them to the tie-point terminals to prevent heat traveling up the leads and damaging the transistor.

Leads are soldered directly to the case and terminal of the battery, which is held in place by a clamp fastened under a transformer mounting bolt. A piece of stiff brass,  $\frac{3}{16}$ " wide and 1/32" thick was bent as shown and shoved over the end of the flattened motor shaft. The length of the formed piece is 1".



R1 adjusts the tone of the oscillator. If a calibrated audio oscillator is not  
[Continued on page 94]

#### PARTS LIST

- T1—Transistor interstage transformer, 500 ohms CT to 5000 ohms CT (Stancor TA-4)
- R1—100,000 ohm linear taper potentiometer
- R2—10,000 ohm, ½ w
- SW1—SPST microswitch, leaf type, normally open
- TR1—CK722 transistor
- E1—High impedance crystal earphone
- M1—4 rpm synchronous motor, Surplus Telechron B3, or Synchron HI-4 from Herback & Rademan, 1204 Arch St., Phila., Pa., at \$4.50
- CI—See text
- Misc.—3-terminal tie point, two binding posts, large cable clamp, 4" x 3¼" hardboard or plywood.

Top view. Leaf of microswitch, lower right, is actuated by rotating armature at center.

Underside view shows motor (top), battery, and transformer. To the right of battery is R1.



# A Child's Radiophone

By Lou Garner

**Your child will love this gift—Build a 2-transistor radio that will play when he picks up the handset.**


**C**OMBINING the fascination of the telephone with the entertainment value of a radio receiver, the "Radiophone" is an inexpensive and easy-to-build toy you can assemble for a member of your family or for a neighbor's child . . . and you'll have a lot of fun in the process! Actually a broadcast receiver, the "Radiophone" is operated much like a standard telephone. When the handset is lifted to the ear, the radio turns itself ON auto-



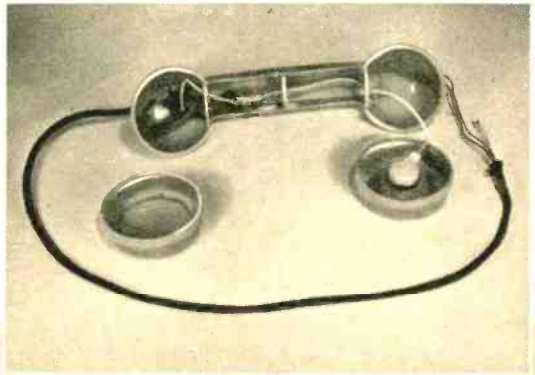
The plastic telephone, widely available in toy stores, is the cabinet for the broadcast band radio. The child listens in the earpiece and tunes in the various stations by "dialing."




Tuning condenser C1 is mounted below the dial, in the base of the phone. Its shaft is pressed and glued to the dial.

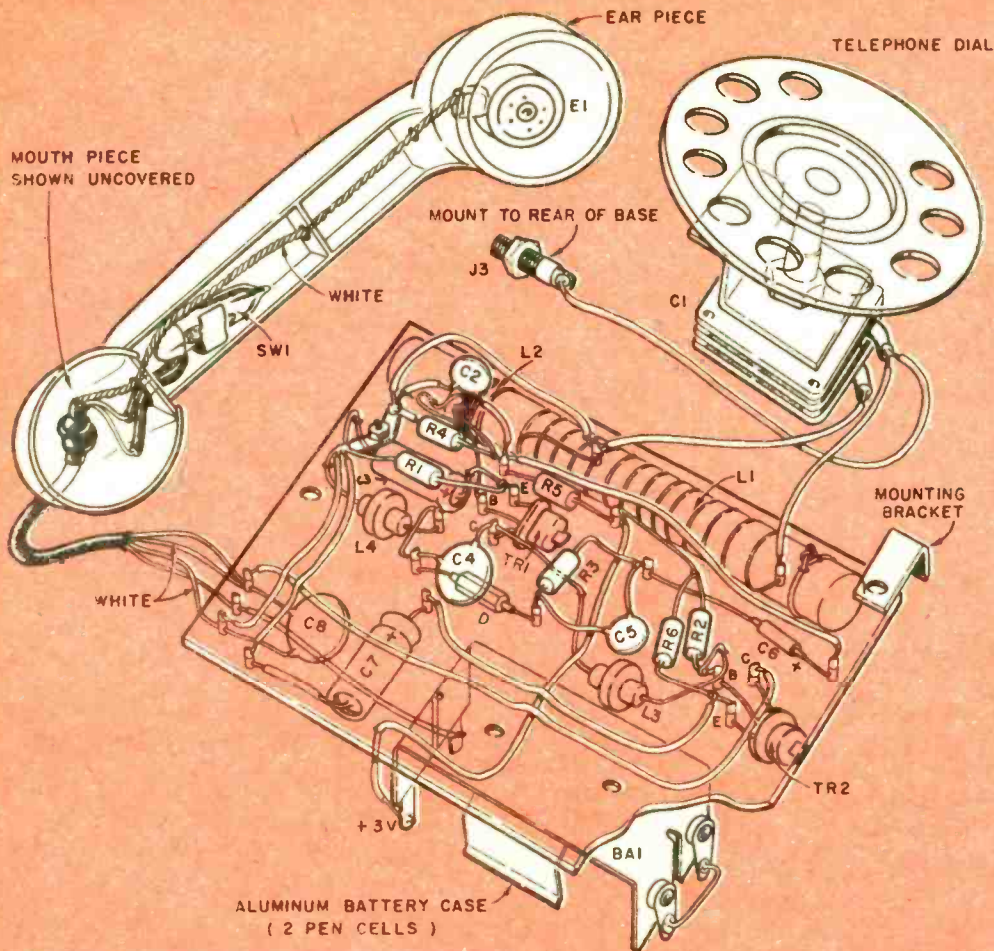


Earphone is mounted in handset (right). The ON-OFF mercury switch in shank of handset (center) is held by fuse clip.

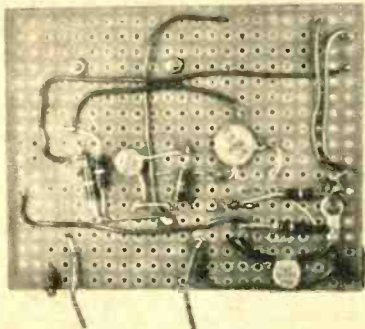


Below, Bakelite board with all components mounted. L2 is seen wound at the top of the large antenna coil L1 (at left).





Do not install the transistors, diode, or batteries until wiring is completed. Be certain to observe correct polarity.



The board is cut to fit in base of phone. These parts are identified in the wiring pictorial above; they appear in white.

#### PARTS LIST

- R1, R2, R6—1000 ohm, 1/2 w.
  - R3, R5—10,000 ohm, 1/2 w.
  - R4—4700 ohm, 1/2 w.
  - C1—365 mmfd., tuning capacitor (Lafayette MS-215).
  - C2, C5—.002 mfd., ceramic.
  - C3, C7—50 mfd., 15 volt miniature electrolytics.
  - C4—150 mfd., ceramic.
  - C6—2 mfd., 6 volt miniature electrolytic.
  - C8—.02 mfd., ceramic.
  - L1, L2—Transistor ferrite antenna coil.
  - L3, L4—500 microhenry FR chokes.
  - TR1—NPN RF transistor, 2N168A.
  - TR2—PNP Audio transistor, 2N107 or CK722.
  - D—Crystal diode, 1N48, 1N64, or equivalent.
  - J3—phone jack.
  - BA1—3 volt battery (two 1.5 volt penlight cells).
  - SW1—SPST mercury switch.
  - E1—Dynamic earphone, 7000 ohms.
  - Misc. Toy telephone (Model 2000, Handi-Craft, St. Louis, Mo.).
  - Perforated Bakelite board.
  - "Flea clips."
  - Battery holder for two penlight cells.
- Note: Almost all electrical parts except for one 10,000 ohm resistor, the earphone E1, and mercury switch may be purchased together in Lafayette Radio's "Sunflex" transistor receiver kit, No. KT-132.

matically. Individual stations are tuned by the phone's dial. When the handset is replaced, the set is turned off.

The receiver's cabinet is a modified plastic toy telephone. The unit used in the author's model is a popular item manufactured by the Handi-craft Co., St. Louis, Mo.

In order to simplify the wiring, the electronic circuit is based on the use of one of Lafayette Radio's "Sunflex" receiver kits. However, all components are standard and readily available from local or mail order parts stores.

You'll find that several minor changes have been made in the "Sunflex" circuit. The 10,000 ohm volume control has been replaced by a fixed resistor (R3). The connections to switch type jacks are replaced by a permanently connected earphone (E1) and SPST mercury switch (SW1).

Electrical components are assembled on both sides of a small piece of perforated Bakelite. Metal flea clips are used for all terminal connections.

The ferrite antenna coil (L1-L2) is held in place by loops of strong twine or insulated hook-up wire. If you use wire, take care that the free ends don't short together.

When mounting the battery holder, you can avoid later difficulties by applying small dabs of red fingernail polish to the positive terminals. Use this identification when making connections and, later, when installing the batteries. Once you've completed receiver wiring, place the unit aside until you've completed work on the telephone's base and handset.

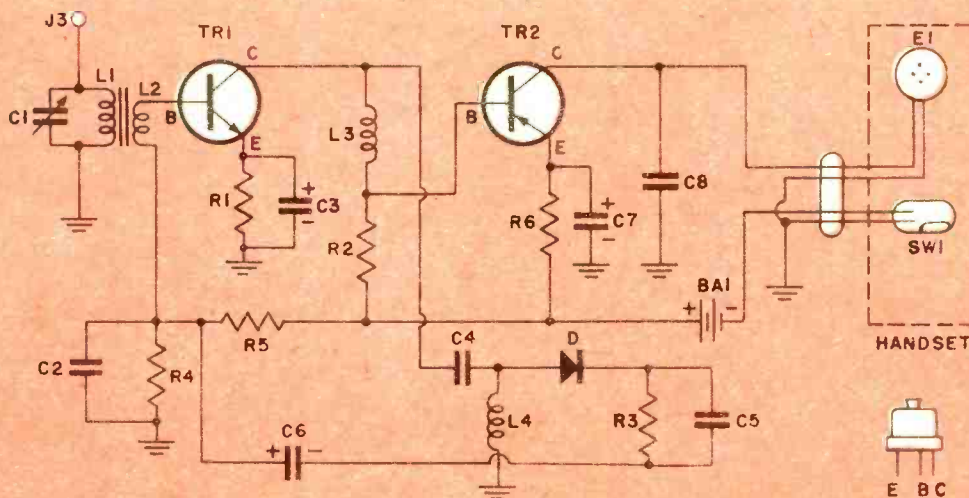
Two components are mounted in the handset... the dynamic earphone (E1) and the receiver's ON-OFF switch (SW1). SW1 is snapped into a small fuse clip which, in turn, is mounted on the side of the handle with a machine screw and nut. Arrange the switch's angle so that it is open (set OFF) when in a normal horizontal position, but such that it closes (set ON) when the handset is turned toward a vertical position.

To mount the earpiece, first remove the unit's earplug. Drill a slightly undersized hole in the handset's "receiver" cap so the earphone must be forced into place. Apply a thin coating of household cement to the underside of the cap and snap E1 in place.

With both the earphone and mercury switch mounted, thread their leads

[Continued on page 111]

This is a reflex circuit. After amplifying radio frequencies, TR1 serves as an audio amplifier.



# Add Sound To Your Movies

By Art Zuckerman

**A tape recorder, special tape, and a few other accessories will help enliven your home movies.**

**D**O YOUR guests display a glassy-eyed smile of resignation whenever you pull out the old movie projector?

You can't really blame them, you know. The best home movies suffer from the whirr of the projector in stark silence; a silence otherwise punctuated by sudden exclamations like; "Oh, there I am at the waterfall!"


After all, even in the pre-talkie era there was always a piano player to set the mood for the folks at the nickelodeon.

But if you own a tape recorder there's no need to despair. With this and a few accessories, you can make movies that will have your friends begging for more. And it doesn't matter whether your films are 8mm. or 16mm.

The heart of this system is a special magnetic tape designed for synchronization. Available in most camera stores, it has evenly-spaced vertical stripes printed on the outer, non-magnetic surface, and it comes packed with a small reflector that fits

**Film is screened and sound required for each scene is noted on cue sheet.**





Top shows reflector mounted on lens. It throws a synchronous light on the tape (upper right).

A cue strip is made for each recording. This permits quick location of a particular passage.

Vertical stripes on tape (top). If speed is OK, they appear motionless in the projector light.

A mixer will enable you to properly balance the sound from mike and two phonographs.



over the lens of your movie projector.

When the projector is set up behind and slightly above the tape recorder, this reflector throws some of the excess light from the lens onto the moving tape. The light illuminating the tape is intermittent, phased by the projector shutter. This results in a stroboscopic effect. When the projector is running at the proper speed for synchronization, the vertical stripes on the back of the tape appear to stand still. Should they start to wander one way, you speed the projector up. Should they travel the other way, the projector is slowed down. The tape speed is  $3\frac{3}{4}$  inches per second.

In addition to the special tape, all you absolutely need are the appropriate

records and two phonographs. The microphone is set up in front of the phonographs and you speak into it when you want to add narration, turning down the phonograph that is playing. With this technique, it is possible to make a thoroughly acceptable sound movie. It's true that proper balance of sound levels is difficult. This, together with the distortion from phono speaker-to-mike recordings, would make for a poor tape. But, combined with the movies, these drawbacks are not quite as objectionable.

A bit of an investment in a few other items of equipment will allow you to make vastly superior sound films with perfect control of audio balance. The



The final cue sheet, used during the actual recording, contains narration and music cues. At right is playback arrangement. Projector is positioned behind and slightly above the tape recorder.

main item on this list of extras is an electronic mike mixer. This will allow you to blend the signal from more than one microphone with the output of two record players and gives you complete control of each sound level.

In addition to the mixer, you need a pair of earphones and two plug-in record players to replace the phonographs.

The first step in making a sound track is to screen the movie. Note the spots that call for narration; note the changes of scene and subject matter. Jot this information down. Then think of the music in your record collection and try to single out those pieces with passages that fit the scenes you've just run off.

When you've set up a tentative list of records, test them on a phonograph against your film. Start the projector again. When you come to a scene, play a likely selection against it and see how well it meshes. If it doesn't, rerun the scene and try another selection. Note down your choice. Then, when the next scene comes up, stop the projector, put on the next disk, get the film going again, and proceed as before until you've made all your choices.

Now you're ready to set up a cue sheet. Run the film once more, noting the time for each sequence. At points where you want to change the musical

setting, note exactly what's on the screen at the moment, together with the music that will be cued by the appearance of this scene.

Spot the places where narration is in order and write your narrative remarks. These should be kept to a minimum, both in number and in length. Say no more than you must to establish the setting and to explain what's going on. Let the film itself and the mood music do the main story telling job.

When the cue sheet is completed, make a cue strip for each individual record. This consists of a strip of paper with a spindle hole at one end. Print the name of the record on it and slip it onto the player, over the disk. Locate on the record the beginning of the passage you are going to use. At this point make a distinctive mark on the cue strip, preferably with a colored crayon pencil. If more than one selection from the record is to be used, assign a number or letter to each cue mark in order of use and print it alongside the mark. These sub-markings should also be indicated on the main cue sheet.

Now divide the records into two groups, stacked in order of use. Record number one goes with the first player, record two with the second player, rec-

[Continued on page 102]




# The Electronic Brain

Have you any questions on electronics? Send it in and the Electronic Brain will provide the answer.

## Converting Line Voltage

*I am interested in trying my hand at some of the constructional plans I find in ELECTRONICS ILLUSTRATED. How does one go about compensating for the difference in line voltages? The line voltage in New Zealand is 230 volts AC.*

*S. Lewis, Auckland, N. Z.*



The best way to convert any equipment from 117 volt to 230 volt operation involves the use of a 2:1 turns ratio transformer.

You must consider power handling ability since such transformers have wattage ratings as well as step-down values. Cost goes up with power rating; so does the overall volume or space requirement. On the other hand, if the transformer is to be versatile, it should be selected on the basis of future as well as present needs. The choice resolves itself, therefore, into a compromise between cost and available space on the one hand, and the greatest possible power rating on the other.

## Faulty Switch

*I have a communications receiver that has better sensitivity when the band switch is placed slightly off position than when it is in its proper position for a*

*given band. Although I have cleaned the switch contacts with carbon tetrachloride, the condition still persists. What might cause this trouble?*

*David Boudreau, Ontario, Canada*

We must assume that the switch in question is a multideck wafer type since you did not specify the receiver model or manufacturer. If this is the case, the trouble lies in the improper alignment of the wiper arms on the different decks. This may be due to normal wear on one or more of the wiper fastenings, or it may be due to shift in the position of the detent. In most wafer switches, the detent consists of a steel ball-bearing carried around with the arm as it is rotated; this ball drops into separations between bowed metallic segments in the bearing surface to establish the stopping position.

If wafer arms are worn, it will be necessary to replace the entire switch. On the other hand, should the trouble lie in the detent, it may be possible to adjust its position by careful realignment of the wafer sections.

## Tube Leakage

*How many megohms of resistance must exist between tube elements before we may safely say that there is no leakage?*

*David Truitt, Longview, Texas*

Normally, a leakage resistance of 25 megohms from the heater to the cathode of a low gain triode will not evidence itself in the form of hum since the gain of the tube is not sufficiently great to bring the leakage current up into the audible range; also, the series impedances are relatively low so that small leakage currents do not cause significantly large voltage drops for further amplification. On the other hand, when the same resistance exists in the first stage of a very high-gain, cascaded pentode voltage amplifier, it is almost certain to cause hum. —

# Guitar Amplifier - With Tremolo

By Harvey Pollack

**Make a small instrument sound like a big one. This amplifier will impart a pleasing variation in tone.**

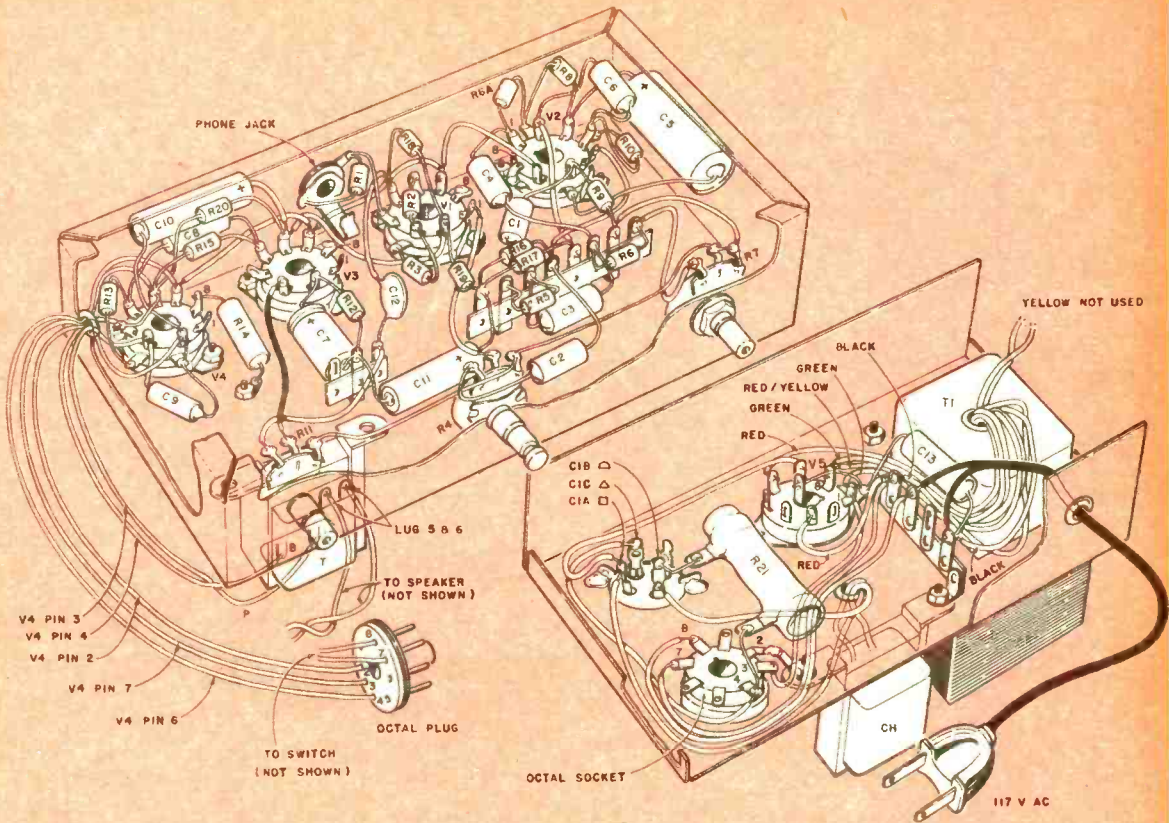
**A** LITTLE bit of talent goes a long way with a guitar amplifier that not only provides a wide tonal range at full volume, but permits the player to add exactly the right amount of tremolo by a touch of his fingers. The cost of the parts is only a small fraction of what you would pay for a similar unit—if you could buy it at all.

The design is based on the use of two separate chassis, one for the power supply and the other for the tremolo and amplifier sections. To cut down on the amount of work required, a commercial power supply was utilized at a cost only slightly greater than the total price of the individual components (see Parts List). For those who insist upon building up everything from scratch, a list of components required for the construction of the power supply is provided.


We strongly recommend that the tremolo oscillator (V2) be wired first because the placement of the small parts (capacitors

**A "contact" type microphone is clipped on to the instrument and plugged into the amplifier. The amplifier power is sufficient to fill a small auditorium.**






Wiring guide above shows 2-chassis construction. Upper unit is amplifier, lower is power supply.




Underside of amplifier. Shafts at the top control tremolo rate (R7), tremolo depth (R4), volume (R11).



The speaker cabinet and 2 chassis. Amplifier is at left, power supply which plugs into it is to the right.



The amplifier is mounted upside down (at the top of the cabinet) with power supply below.



On amplifier chassis from left to right are V2, V1, V3, V4. Audio transformer is below V4.

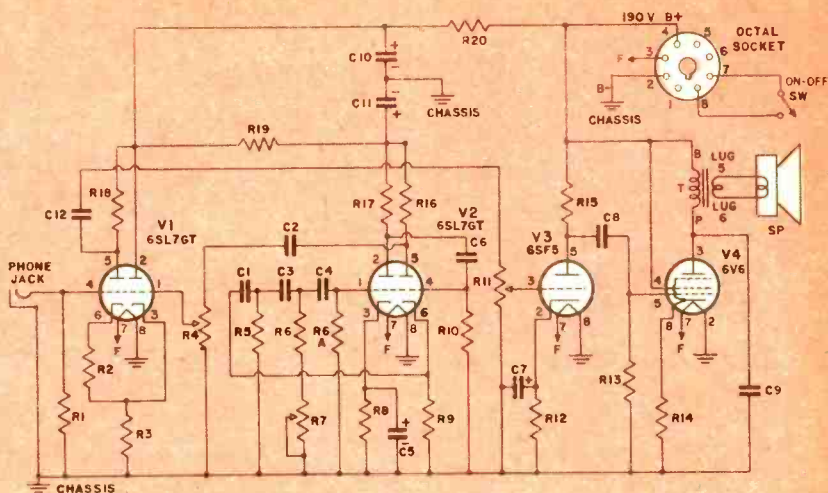
#### PARTS LIST

All resistors  $\frac{1}{2}$  watt unless otherwise noted  
 R1, R15—470,000 ohm  
 R2—1000 ohm  
 R3—33,000 ohm  
 R4, R11—500,000 ohm audio taper potentiometer  
 R5, R6 A, R16, R19—270,000 ohm  
 R6—100,000 ohm  
 R7—1 megohm linear taper potentiometer  
 R8—4700 ohm  
 R9, R17—150,000 ohm  
 R10—1 megohm  
 R12—6800 ohm  
 R13—330,000 ohm  
 R14—250 ohm, 5 watt  
 R18—56,000 ohm  
 R20—27,000 ohm  
 C1, C3, C4, C6—.05 mfd., 400 volt  
 C2, C8—.01 mfd., 400 volt  
 C5—40 mfd., 50 volt electrolytic  
 C7—16 mfd., 50 volt electrolytic  
 C9—.001 mfd., 400 volt  
 C10, C11—8 mfd., 450 volt electrolytic  
 C12—.005 mfd., 450 volt  
 V1, V2—6SL7GT  
 V3—6SF5  
 V4—6V6  
 4—octal sockets (with ground lugs)  
 T—Audio output transformer (Stancor A-3B49)  
 SP—8" speaker, 3.2 ohm  
 SW—SPST switch  
 Phone jack, headphone type  
 Chassis—5"x9 $\frac{1}{2}$ "x2" aluminum (Bud AC-403)  
 Cabinet—Metal speaker type 10"x10"x6"  
 Microphones—Guitar or harmonica contact type  
 Power supply may be purchased completely wired (Lafayette A-620). If built from schematic, the following parts are required  
 V5—7Y2  
 CH—Choke, 8 henries, 50 ma. (Stancor C-1707)  
 T1—Power transformer 250-0-250 volts, 55 ma. (Stancor PM-8402)  
 R21—1300 ohm, 20 watts  
 C1A, C1B, C1C—3-section electrolytic 10-10-20 mfd., 350 volt  
 C13—.05 mfd., 600 volt  
 Chassis—5"x7"x2" (Bud C8-629)  
 1 Loktal socket for 7Y2  
 1 octal socket for power plug

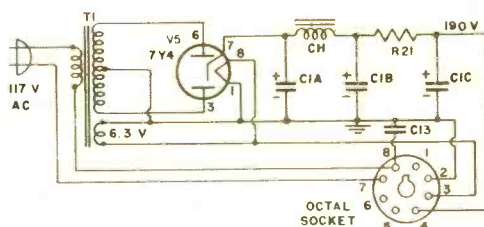
and resistors associated with this stage) may present a problem if left until later. Keep all the leads as short as possible, grouping C1 through C6 and R5 through R10 closely around the tube socket. The use of a terminal strip to support some of these components will make the wiring easier and the finished job neater. The circuit of the signal mixer (V1) should be wired next. Here again it is wise to keep the leads short and dressed close to the chassis. Although no shielded wire for the grid leads was found to be necessary in the author's model, you may find it necessary if you permit the leads to be longer than an inch or two.

The remainder of the amplifier may now be completed. The grid circuit of V3 is still a sensitive point and connections here should also be short, but from the 6SF5 to the 6V6 the wiring is not at all critical. The output transformer is a universal type, but you may use any output transformer that matches a 6V6 plate to the voice coil of your speaker. Another mechanical precaution to be noted at this point is this: the speaker is a rather flat PM type designed to occupy little space inside the cabinet. If you use the same case and general layout, don't yield to the temptation to buy a hi-fi type of speaker because the voice

**Amplifier schematic.**  
Keep the leads to V1  
and V3 very short to  
avoid picking up hum.



**Power supply schematic is at right.** It may be bought already wired, as noted in parts list.



coil covers of such units are large and bulky—so much so that you may not be able to fit both chassis into the cabinet.

After completing construction, insert V3, V4, and V5 in their sockets and apply power. After a 15 second warmup period, you should be able to hear a loud hum or buzz from the speaker when you touch the grid of V3 (pin No. 3) with your finger. This is a rough test for the amplifier. If the hum is not heard, do not proceed with the remaining test until the trouble has been corrected. Since the amplifier circuit is relatively simple, an inoperative condition here is usually caused by poor solder connections or incorrect wiring, seldom by obscure defects you encounter in complex equipment.

Now plug in V1 and V2, and rotate all the potentiometers to maximum clockwise position. When the tubes have warmed up sufficiently, you should hear a soft rushing sound from the speaker fluctuating at the rate of about 10 vibrations per second. This sound is due to the gain variation produced by the tremolo oscillator and indicates that everything is working properly. Test the action of the controls as follows: rotation of R4 to its full off position should stop the tremolo effect in the tube rush without affecting the tremolo

rate at any setting; R7 should change the tremolo rate down from 10 cycles per second to about 3 cycles per second when rotated to full off; R11 should control the overall gain so that you hear the rush diminish smoothly.

Any one of the microphones for guitar, harmonica or other instruments may now be plugged into the phone jack. The individual settings of the three controls are made to suit your particular taste.

The most probable cause of lack of tremolo is an inoperative oscillator V2. This may be due to a bad tube or by defective capacitors or resistors in this circuit. The parts to check are C1 through C6, R5 through R10, R16 and R17. As always, the tube should be the primary suspect.

Excessive thumping at the tremolo frequency may be due to capacitive feedthrough from the plate circuit of the oscillator to the grid of V3 without going through the mixer tube. To cure this, oscillator plate leads must be shifted until the thump is minimized.

# Receive Short Wave On Your Home Radio

**By Len Buckwalter**

Associate Editor

**Here is the most inexpensive route to short-wave listening—the conversion of a table model radio.**

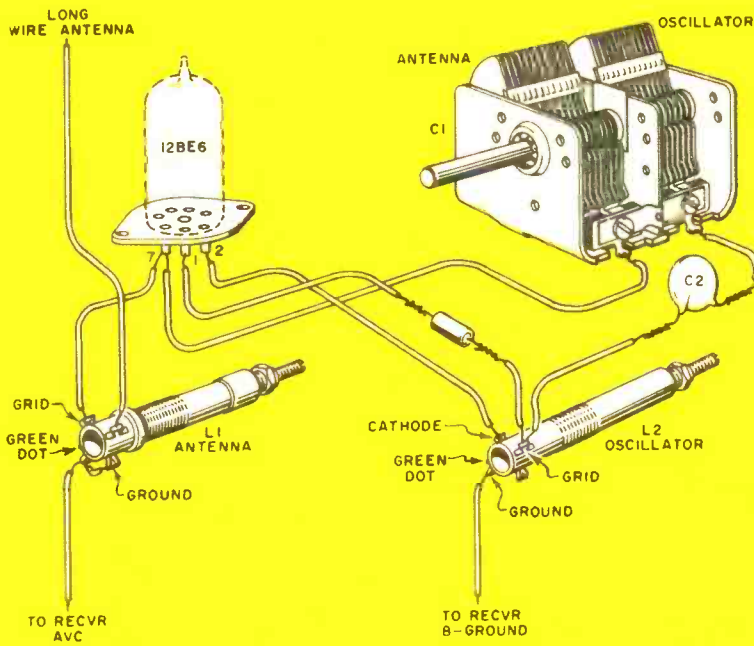
**J**UST above the broadcast band exists the bustling activity of various communications services. A sweep across the dial from 1.7 to 5.5 mc will tune ship-to-shore stations, commercial telephone, weather, WWV time signals, and the 80 meter ham band.

With little expense or special skill a table model AC-DC radio can easily be converted for use on these frequencies. The cost may be kept below \$4.50 even if all the parts are purchased new.

Here's how it works. The tuning range of the home receiver is altered by replacing the antenna and oscillator coils and tuning condenser. The parts are readily available from local distributors or mail order houses. Alignment, described later, is accomplished with signals received off-the-air.

**The converted receiver may be used with its original speaker. However, headphone reception, valuable for receiving weak stations, is provided for.**





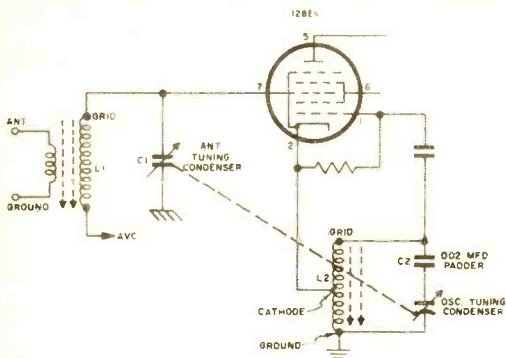


The new parts are wired into receiver as above. They are L1, L2, C1, and C2. Note points in circuit to which they are connected (12BE6, AVC, B-).

Main tuning condenser C1 and the two coils. At the right is the tapped oscillator coil L2. Antenna coil L1 above it has two separate windings.

Underside of chassis showing mounting detail of oscillator coil L2 at the upper right hand corner. Immediately above it is the 12BE6 converter tube.





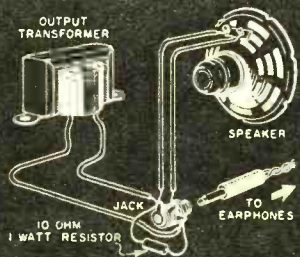
Partial schematic of receiver after conversion coinciding with the wiring guide on page 69.

To begin, the main tuning condenser is removed since the broadcast type does not offer a favorable tuning ratio. Clip the two wires going to the condenser lugs plus any ground strap attached to the frame. Remember which wire goes to the *smaller* group of plates. For future reference, this is the *oscillator* lead, the other is in the *antenna* section. Installing the new condenser shouldn't present too much of a mounting problem as these units are well standardized. The Miller #2112, used in the illus-


trated model, fit perfectly over the old mounting holes. Its outside dimensions were identical to the original part. Be sure to change the dial cord drum.

The new antenna coil, another Miller part, will replace the original broadcast loop. A convenient mounting spot is directly on the cardboard where the loop is wound. Referring to the diagram wire it as follows. Locate the lead that runs from the loop to the converter tube. In many cases this will be pin 7 on a 12BE6. This lead will continue to the *antenna* section of the variable condenser. Clip this wire from the loop and solder it to the "Grid" lug of the new coil. The other lead from the loop connects to the "AVC" lug. Be sure the other end of this lead runs into the chassis. Now jump the "AVC" and "Ground" lugs together with a short piece of bare wire. Add a length of lead, about 30 feet long, to the remaining "Antenna" lug of the coil. The new tuning circuit is now complete.

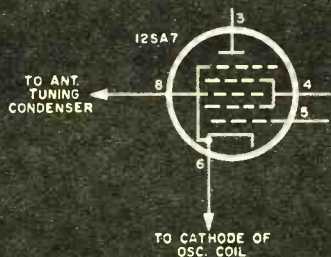
The second half of the receiver conversion is in the oscillator section. The procedure outlined here assumes a 12BE6 tube and a tapped-coil type oscil-



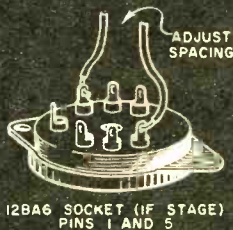
Follow this guide for adding a headphone jack. The jack and 10 ohm resistor are new parts.



Use these base diagrams to identify the lugs on coils. Green dot must be in position shown.



If your receiver uses a 12SA7 converter tube instead of the 12BE6, use these pin numbers.



Adding the two "gimmick" wires for receiving code. The length should be about a half inch.



lator, quite commonly used in these receivers. In any event, the circuit may be wired to conform with the winding on this coil.

Remove the old oscillator coil (the small one below the chassis and close to the tuning condenser) carefully clipping the connections. Mount the new unit as shown.

The diagrams should provide enough information. However, here are some points to be aware of. Include the .002 mfd. padder condenser. One side is soldered to the "Grid" lug of the coil, the other to the section of the tuning condenser previously identified as *oscillator*. The "Cathode" connection is the lead going directly to pin 2 of the 12BE6. The remaining wire(s) comprise the "Ground."

Turn the receiver on for about 15 minutes to permit it to stabilize itself for alignment. Since this will be done with off-the-air signals, it will be helpful to connect the outside antenna at this time. It was found that by clipping a short wire to the fingerstop of a tele-

phone, strong signals were pulled in. Another quickie antenna is a TV lead-in wire.



Set the tuning condenser in the fully meshed position and turn the oscillator tuning slug, starting from the maximum clockwise position (all the way in). The idea is to receive the upper end of the broadcast band and approximate a rough adjustment of the coil. Keep turning until the broadcast station of the highest frequency is heard. Tune the antenna slug for maximum volume. Now fully unmesh the tuning condenser. Slowly turn the oscillator slug counterclockwise until WWV is heard. This powerful station emits a ticking signal at 1-second intervals with time announcements in code and voice each  
[Continued on page 94]

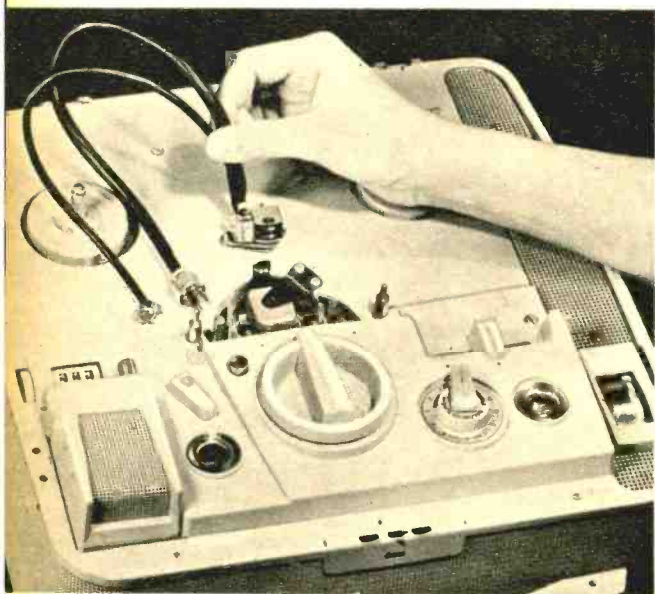
#### PARTS LIST

- C1—10-365 mmfd. variable 2-section capacitor (J. W. Miller 2112)
- C2—.002 mfd. molded mica
- L1—Antenna coil (J. W. Miller B-5495-A)
- L2—Oscillator coil (J. W. Miller B-5496-C)

Antenna coil L1 is seen above the main tuning condenser. Below chassis is oscillator coil L2.

Old antenna loop on rear of receiver is no longer used. White lead is new antenna wire.





Bring your tape recorder up to date, by converting to stereophonic playback. The Revere SK-707 conversion kit, left, priced at \$35 is one of several that you can install yourself. Take your tape recorder with you, with the addition of an inverter like the ATR model, right, which steps up 6 or 12 volt DC car battery current to 110 volts AC. Inverters range from \$25 to \$100.

# Get More Out of Your Tape Recorder

By Ronald L. Anderson

Here are ten simple, inexpensive ways to improve the quality and expand the use of your recorder.

**W**HILE the home tape recorder is a mighty versatile device just as it comes out of its shipping case, you can extend its versatility even further through some of the accessory items available and through some of the ideas and gimmicks that other tape fans have developed in the past.

What's more, you'll find that your recordings will be better—vastly better, in some cases—and that you never knew just how terrific the little old box could be.

Undoubtedly the biggest boost in the quality of your recordings will come from tampering with the transducers—that is, the microphone and the loudspeaker—since these are usually the weakest links in your machine's recording and playback chain.

Here, then, on these two and the following page, are 10 basic ways to get *more* out of your tape recorder. ●




An emergency kit for your tape recorder should include wire cutters, screwdriver, scissors, extra magnetic tape, empty reels and boxes, and other items pictured here.



A permanent radio jack simplifies recording. On radios not using a power transformer, be sure speaker voice coil is isolated from the chassis to prevent shock.



Mixing the sound from several microphones will increase your recorder's versatility. Simple tubeless mixers start at \$3; amplifier type units are \$25 and up.






Though called portable, most tape recorders are too heavy to be easily moved. Any kind of table or cart with casters, like this TV stand for \$4, will keep your recorder handy.

"Dubbing" your records onto tape can save a considerable amount of record wear. If an output jack is added to an AC-DC type phono be sure to check for possible shock hazard.



A low impedance microphone will do for your recorder what a good lens does for a camera, besides eliminating hum and loss of high frequencies. Such mikes cost \$15 to \$100.



Improve sound with an extension speaker plugged into the output jack. Speaker wattage should be greater than that of recorder amplifier, impedance same as recorder output.




A cross-reference card file for your tape is a must for pleasureable listening without fuss. File alphabetically according to name of selection, as well as according to the reel number.



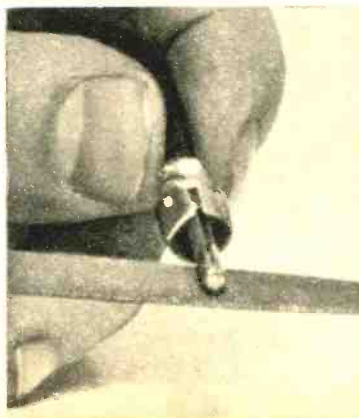
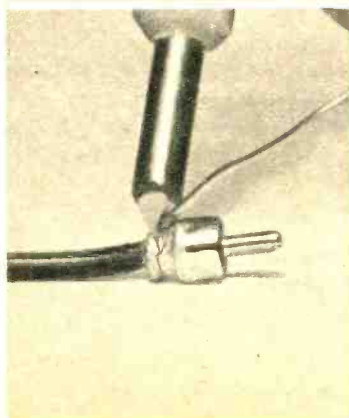
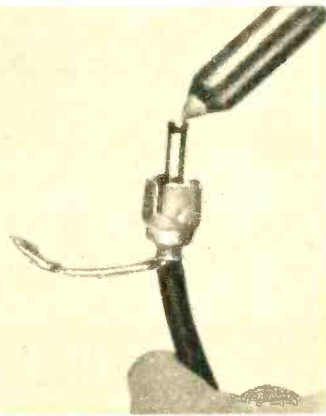
# Wiring Phono Pin Plugs

Eliminate a cause of hum and noise in your hi-fi system by wiring plugs and cables as shown here.

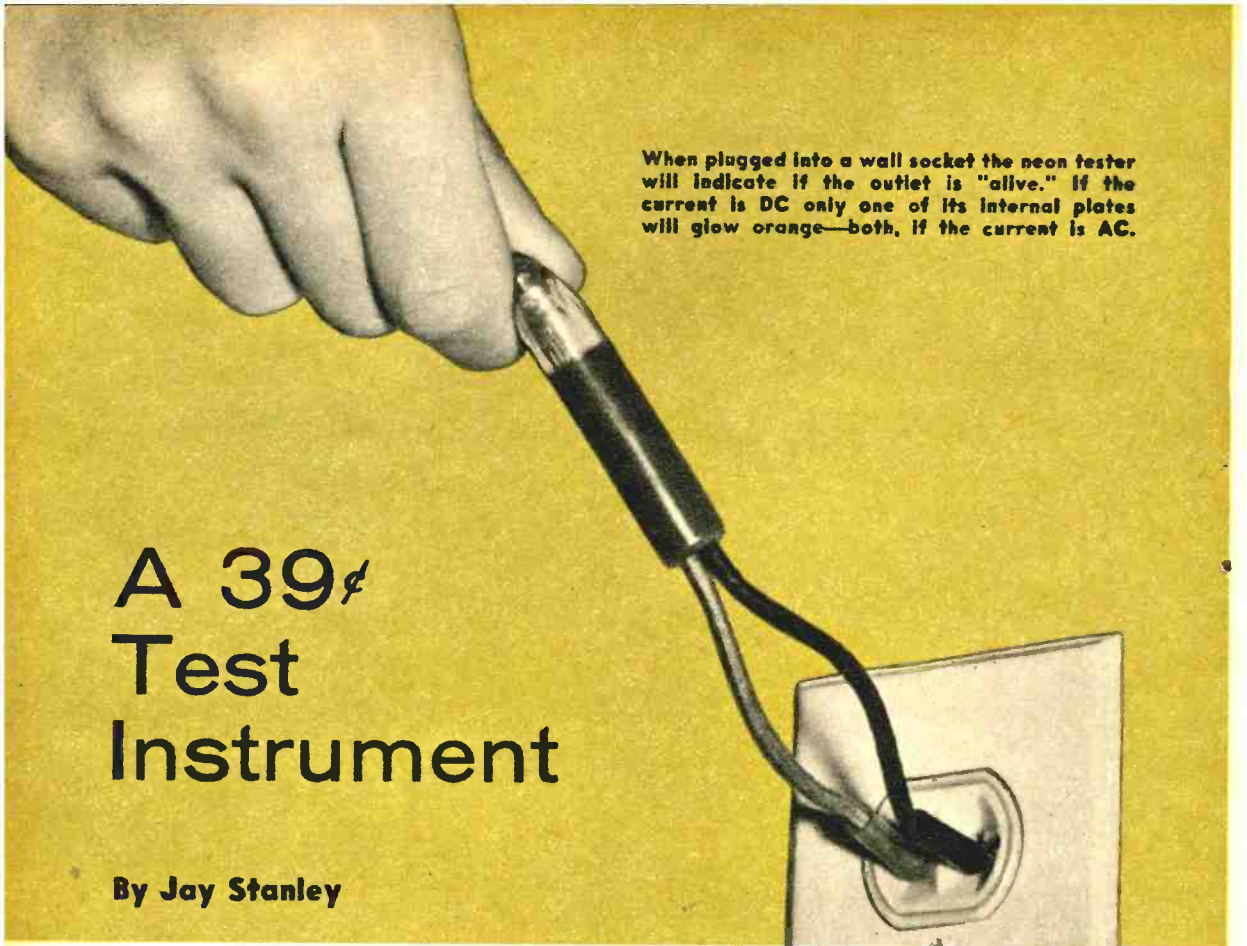


Most hi-fi interconnecting cables are shielded type, have a solid inner wire surrounded by and insulated from an outer braided conductor. To connect such a cable to the pin plug (far left) pare off 1" of the outer insulation.

Twist back outer braid and pare off about  $\frac{3}{4}$ " of the inner insulation. Twist together strands of inner conductor and push wire up into shaft of pin plug till end protrudes slightly. Solder wire to end of plug, allow some wire to flow inside.



Outer insulation should meet neck of plug. Twist the braid shielding around the plug's neck, running a bead of solder all around it. Finally, use a fine file and remove excess solder from around pin of plug; snip off loose wire.

A black and white photograph showing a hand holding a neon tester probe. The probe has a long, thin metal shaft with a glass bulb at the end. The bulb is inserted into a standard two-prong wall outlet. The background is a plain, light-colored wall.

When plugged into a wall socket the neon tester will indicate if the outlet is "alive." If the current is DC only one of its internal plates will glow orange—both, if the current is AC.

# A 39¢ Test Instrument

By Jay Stanley

**Use a simple neon tester—It is ideal for quick tests on AC or DC, open fuses, or high voltage.**

**A** TEST instrument for 39¢? Yes, there is one—and you can find it at almost any hardware store, lumber yard, or mail order house selling electrical supplies: the neon bulb tester.

Actually, this useful device was designed originally to aid electricians in determining if a wall socket or other 117-volt wiring is working. But because the neon bulb will light when connected to either AC or DC of approximately 90 volts—and is responsive to radio frequencies, it has many uses in practical testing of both radio and TV sets. It has advantages other than low cost, too—it is faster to use, takes up little space in the tool kit, and will withstand abuse that would smash an ordinary meter.

Such a tester, of course, will only tell if voltage is present—not how much. But for many types of servicing—particularly when shooting trouble on "dead" sets—quick checks to determine if key spots in the set have voltage will isolate the trouble without using more complicated test equipment.

The circuit of most AC-DC table model radios is such that the "hot" side of the 117-volt AC line is connected to the chassis, directly or through a condenser—if the power plug is put into the wall socket in one of the two ways possible. Thus if the

plug is in the *wrong* way—the chassis may be “hot” and dangerous with AC. So unless (like the professional service man) you can isolate the chassis by means of an isolation transformer, always determine which way the plug should be “polarized” before doing any work on the set. This is easy to do with the neon bulb circuit tester, as shown in the photo.

The On-Off switch on electronic equipment gets a lot of use and may open up. To test it, follow the two AC power leads as they enter the chassis. One will go to a terminal point and the other to the switch. Hook one lead of the tester to the terminal point, the other to each of the two switch lugs. If the bulb glows when each of the switch lugs is touched, the switch is OK. During this test the set must be plugged in with the switch on.

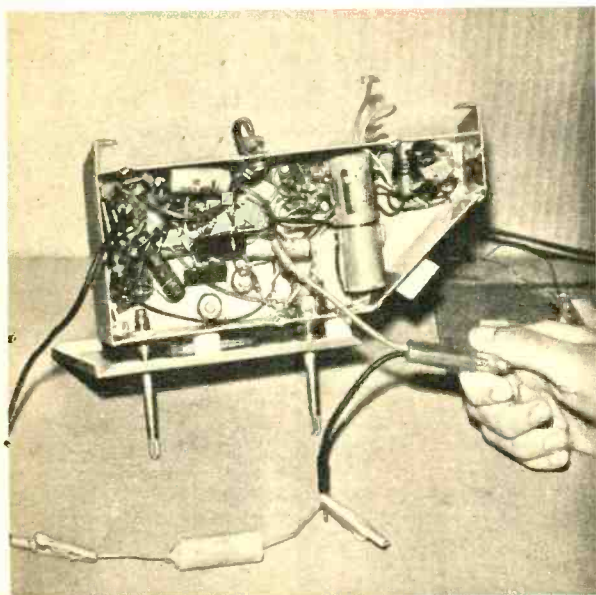
Does the set have “B” voltage? A good place to pick up this DC output is between the B— lead and the screen pin of the power output tube socket. The B— lead is usually easy to locate because in nearly all sets it is connected to the black lead from the large 3-wire

filter condenser. The tube layout diagram pasted in the set will usually indicate the power output tube—and a tube data booklet will indicate the number of the screen pin.


In an AC-DC set the tubes are all connected in series—so if one is “open” none of the tubes will light. Using the tube data booklet for each tube, locate the heater pins. Use the neon tester on the heater pins as illustrated. If the neon tester *lights*—the tube heater is burned out.

The examples given are by no means all of the possibilities for testing—rather they are typical examples to show the general idea. Many of these checks not only apply to AC-DC radios, but TV sets as well.


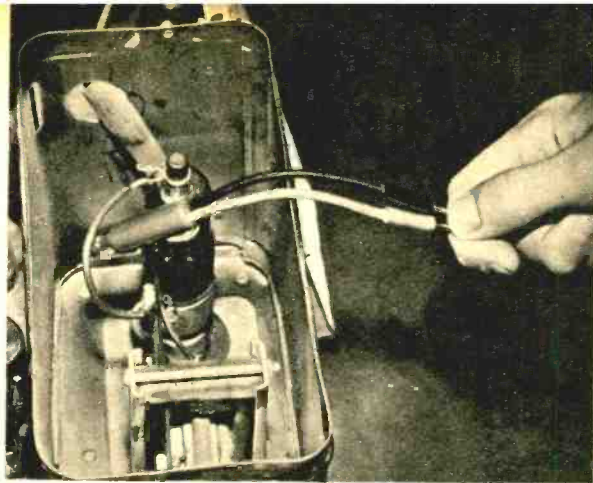

A dark screen on a TV set may mean that the high voltage circuit is inoperative. A quick check is to hold the neon bulb tester near the lead to the high voltage rectifier tube (see photo). It is not necessary to touch the lead—and you can avoid any possibility of shock by simply coming *near* the lead. (Do not make this test unless you are the kind of person who can keep his head



A shorted or leaky condenser will cause the tester to light or flicker. One side of the condenser is connected to B— ground, one tester lead goes to the B+ supply voltage of the set.



Avoid shock when working on AC-DC sets. One prod of the tester goes to the metal chassis, while the other is held in the hand. If the bulb glows, reverse the plug in wall socket.



Upper left shows how to check fuses. With the set on touch the prods to the ends of fuse. If tester lights, fuse is bad.

The bulb indicates the presence of high voltage in TV set. Hold the tester as in the photo above to prevent shock.

Finding an open filament in an AC-DC set. Hold the prods on heater pins. An open filament causes tester to light.

in the game—you are working close to the tube cap and *dangerous* high voltage.) If the bulb glows, high voltage is present—so the trouble is elsewhere. The next logical move is to check the high voltage rectifier—often a 1B3GT.

Another valuable feature of the neon tester is its ability to glow in the presence of radio frequency fields. This is useful for the design and testing of amateur transmitters. An important advantage is that the tester does not have to be connected to a tuned circuit in order to pick up the RF energy.


To detect whether an oscillator is operative the bulb is brought near the coil. Since the wattage required by the neon bulb is so slight it will glow when used with surprisingly low-powered circuits. It is best to move bulb along length of coil since the "hot" side of coil fires it.

Tuning a transmitting antenna is made simpler through use of the neon tester. Here again it is the RF energy

supplying the voltage that causes the bulb to glow. With the transmitter on, move the tester along the antenna wire until the glow is seen. The optimum point must be found since voltage will only exist at certain points on the wire. Once it is found, it is an easy matter to tune the controls of the rig for maximum brightness of the bulb. This is an especially convenient procedure for use on mobile antennas since no source of AC power is required. In the home rig bulb may be hooked to antenna leadin as a permanent "on-the-air" monitor.

A final caution: all of the tests described are "dynamic"—the power is on and voltage appears at many different points. Be certain that you are touching—with the tester—*only* the points you want to test. Accidentally brushing a tube pin with your little finger at the same time may give you an additional—and unexpected—test for voltage! —





# Hi-Fi Clinic

Got a question on hi-fi—how to install, how to adjust, how to repair? Send it in to us; the clinic will send an answer to each query.

## Pressure Pads

*My tape recorder has recently started to act peculiarly. The volume seems to shift up and down during both recording and playback. The recording level indicator doesn't indicate the same sort of volume change, so I assume the trouble is not in the record-playback amplifier. Is there any quick check of the tape heads I could make?*

*John Wintenski, New York, N. Y.*



A good bet would be to check the pressure pads (see photo). If you find the pads to be hard or glazed they should be replaced as they are probably not holding the tape properly, from the point of view of either position or pressure, to the playback-record head. The manufacturer of your recorder should be able to supply replacement pads. If unobtainable from that source, an old felt hat will provide you with a lifetime supply of pads. This felt is fairly close to that used in the pads.

## What's Watt

*I'm thinking of buying one of the English amplifiers. I would like about a 50 watt model because I have a low efficiency speaker. Now, I'm told that an English amplifier rated at 30 watts is the equivalent of an American 40 or 50 watt job. Is this true?*

*Mark Phillips, Boise, Idaho*

First of all, a watt is a watt, be it American or English. The discrepancy

between the American and English ratings is due to the English system of rating the maximum wattage output of an amplifier at a very low distortion level. An English amplifier manufacturer may rate his product at 30 watts at 0.1% distortion, and an American manufacturer rate the identical amplifier at 60 watts at 2% distortion. The moral of the story is not that either rating is wrong or "souped-up," it's that a power output rating of an amplifier without a statement as to the distortion level at that rating is meaningless.

## Stereo Conversion

*I want to purchase one of the new stereo cartridges and other equipment to play the new stereo discs through my present hi-fi system. I understand that I need another amplifier, preamp, and speaker. I was told that in addition I'll have to replace my turntable and tone arm. Why can't I use my present equipment?*

*Joe Goglia, Villanova, Pa.*

The tone arm requirement for stereo is (1) that it be provided with at least three conductors (two hot leads and a shield or common), and (2) that its resonances be reduced as much as possible. Most tone arm manufacturers have at the present time, or shortly will have, conversion kits that take care of both these problems.

The turntable question is a little bit more involved. The standard monaural cartridge is insensitive to turntable rumble in the vertical plane. A number of turntables which are rumble-free with standard cartridges will rumble when used with a good stereo pickup. If excessive rumble is experienced when using a stereo pickup, check with the manufacturers of the cartridge and turntable. They will probably have specific recommendations to alleviate the situation.



“...and here’s EI’s gift to you.”

Christmas is a time when we all get ties we don’t want, handkerchiefs we don’t need and shirts we wouldn’t be seen in.

But here’s a chance to give someone... perhaps even *yourself*... a gift that will really be appreciated—a year’s subscription to **ELECTRONICS ILLUSTRATED**.

If you (or your dad, friend, brother, etc.) are keen on Hi-Fi, do-it-yourself projects, short wave listening, radio control, ham radio or any other aspects of the wonderful field of electronics, you’ll be glad to receive **ELECTRONICS ILLUSTRATED** each month.

**And now, for the first time,  
you can get or give EI  
at money-saving gift subscription rates**

All you have to do is fill out and mail the special **CHRISTMAS GIFT ORDER CARD**. So do it now!



**ELECTRONICS  
ILLUSTRATED**

**CHRISTMAS  
SUBSCRIPTION RATES:**

*First 1 year gift . . . . . \$2.50  
(regular rate \$3.00 per year)  
Second 1 year gift . . . . . \$2.50  
Each add’l 1 year gift . . . . . \$2.00*


*In U. S., Possessions and Canada*

**ELECTRONICS ILLUSTRATED**  
Fawcett Building, Greenwich, Conn.

# Fix Your TV Set - 2

By Herbert Greenberg



Perform these 3 simple repairs on your TV tuner and avoid "snowy" pictures and erratic tuning.



The tuner is located in the cabinet directly behind the channel selector knob. Alignment of the fine tuning, to bring it to the center of its range, is shown here. The screwdriver used must be non-metallic. Both the channel selector and fine tuning knobs are removed to gain access to the tuner for this adjustment.

**O**NE of the more critical parts of your TV set is the tuner. As you twist the channel selector knob it tunes in the desired station and amplifies the tiny signal from the antenna. Its third job is to convert the high channel frequency down to where the rest of the set can handle it more efficiently. Present day tuners are a marvel of design. Though subjected daily to mechanical shock and vibration as channels are switched most of the delicate components function well for long periods of time.

About ninety percent of all tuner trouble falls into three groups —faulty tubes, dirty contacts, and fine tuning alignment. Anyone following the simple procedures described in this article should have little difficulty in curing each of these. Fortunately, the tuner illustrated in the photographs is the type adopted by many manufacturers. For reasons of clarity only, this unit was removed from its mounting on the chassis of the set.



Of the three troubles mentioned, only "dirty contacts" requires removal of the chassis from the cabinet. Faulty tubes and fine tuning alignment may be treated with the chassis in place.

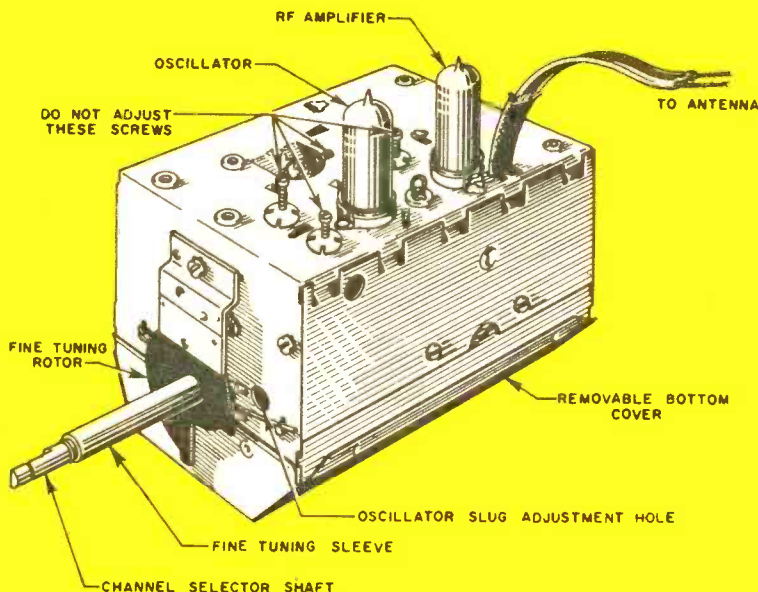
Poor tuner performance is most commonly caused by faulty tubes—the RF amplifier and oscillator. It is easy to locate their position on the tuner. The oscillator is almost always in a forward position, closest to the tuning shaft, with the RF amplifier in back of it—toward the rear of the set. The 6J6 is a popular oscillator type while RF amplifiers are customarily a 6BQ7, 6BK7, 6BZ7, or 6AG5.

A troublesome RF amplifier will often show up as "snow" in the picture. Another symptom is loss of sound and picture with the presence of white light on the screen. A malfunctioning oscillator will also cut the sound and picture, but


Top shows tuner location in vertical chassis sets. It is the metal box along inside top of cabinet.

The screwdriver is shown inserted into fine tuning alignment hole. It can be done with tuner in cabinet.


Locate fine tuning rotor at right. It must be in this position during the alignment.



Erratic channel selector is cured by shining contact points with cloth and cleaning fluid.



One pair of unused channel coils are replaced by snap-in cleaners, left there permanently.



this is accompanied by the steady rushing sound of atmospheric noise pickup. A very good indication of a poor oscillator tube is when channels 2 through 6 are received and 7 through 13 are not.

One of the petty annoyances in operating a TV set is the need to adjust the fine tuning each time the channel is changed. The remedy is so simple that the chassis need not be removed to correct it. The fine tuning knob actually shifts the oscillator frequency a tiny amount. Within the tuner proper there is another adjustment for this—the oscillator coil slug. This slug should be readjusted as tubes and components slightly change in value because of aging. In some cases this process shifts the fine tuning range so far that it is impossible to tune for a clear picture. Here is how to zero in the fine tuning. It will then be possible to flip the channel selector around, with each station coming in “on the nose.”

First pull off the channel selector knob and the fine tuning knob behind it. This exposes the tuner shaft and sleeve. This sleeve (turned by the fine tuning knob) is rotated to its mid-point of travel and *not moved* during the remainder of these adjustments. With the

aid of a flashlight peer into the large hole in the cabinet through which the tuning shaft emerges. You will see, to the right of the shaft, the hole for adjusting the slotted oscillator slug.

Insert a *non-metallic* screw driver (it may be whittled from wood) into the slug hole and slowly turn. It is imperative that the slug not be turned more than once or twice in either direction—otherwise the slug will unthread from the coil form. If this happens it cannot be recovered without a special screwdriver known as a slug retriever—or by taking the tuner out of the cabinet.

The oscillator slug is turned until you hear the clearest sound with the least buzz. Do not tune for the best picture since they are not supposed to coincide. Repeat this for all the stations in your area. After replacing the knobs all channels should be received without the need of adjusting the fine tuning knob.

The tuner contact points are another troublesome area. Their surfaces will become blackened with the passage of time and interfere with proper operation. There are several symptoms that indicate dirty points. Snap in a channel—when pressure is applied to the selec-

[Continued on page 88]


# *EI* assembles A Resistor-Capacitor Box

Here is our report on the Eico substitution box—  
1,350 resistor-capacitor combinations for testing.

**I**f you've ever built any of the numerous transistor circuits you may have encountered something like this, "Adjust the resistor to assure starting of the oscillator." Another variation is, "Select R2 for a collector current of 5 ma." This is where a substitution box is handy—a twist of the knobs gives you a choice of many resistors to try in the circuit. If a capacitor is needed, the unit also supplies a choice of standard values. This can be helpful



Front panel showing the various function switches. The test leads connect to terminal posts on the right side. At lower left the unit is shown in actual use as test capacitor within the unit, is clipped across a questionable one in the chassis. At the lower right may be seen components packed with the kit. Checking parts list is first step.



when attempting to select a particular tone for an audio oscillator. The frequency response of an amplifier may also be juggled by varying the coupling capacitors.

The advantages of a substitution box for troubleshooting are obvious. At the end of the test leads are many combinations of component values ready to be used in a faulty circuit for comparison.

Eico has introduced the Series-Parallel R-C Combination box (Model 1140) which should be equally at home in the design lab and service shop. However, a hobbyist dabbling in any type of electronic construction will find it a valuable aid. In kit form it sells for \$13.95.

The Model 1140 offers a choice of thirty-six resistors and eighteen capacitors, all standard RETMA values. In addition, it will place in series or parallel any combination of one resistor or capacitor. This is helpful to the experimenter seeking the best values for differentiating or integrating circuits. The selector switch on the front panel will also short or open the terminal posts to which the test leads are connected.

The only point of caution while using this unit is not to exceed ratings. The resistors are all 1 watt, with the capacitors ranging in groups from 400 to 600 working volts.

This Eico kit is simple and straightforward. The components are close enough in tolerance to be adequate for most applications. The switch lugs take solder readily and, in general, the instrument should give many years of reliable service.


The sequence of construction is intelligently laid out and should provoke no difficulty while building except, perhaps, for one small blooper in the manual. R29, a 680K ohm resistor, is erroneously called "blue, green, yellow" (the color code should be blue, gray, yellow). The manufacturer has assured us that the necessary manual changes are being made. We also learned that the smaller capacitors with color codes that could possibly cause confusion will be eliminated. They are to be supplanted by the newer disc type, stamped with the value numerically.

The photographs show the basic layout and wiring technique used in assembly. Note the circular arrangement of the resistors and capacitors. After these parts are soldered to the switches, a 2-inch circle of heavy wire is pushed on to their free ends forming a convenient common ground.

EI rates this kit a good buy for both the beginner and advanced experimenter.

Wiring to the numerous lugs is simple. You circle each switch, adding parts consecutively.

Upper right shows ring ground. Unit was finished with 2 rings and a few interconnections.



# The ABC's of Electronics - 6

By Donald Hoefler

Here is the solution to last month's resistance problem, solved through use of Kirchhoff's Laws.

**T**HIS month we shall solve the problem on Kirchhoff's Law that appeared in the last issue—find the resistance between points A and B in Fig. 1.

Solving this requires a technique known as a *delta-Y transformation*. A simple delta circuit is shown in Fig. 2A, and a Y is shown in Fig. 2B. Now suppose we had both of these circuits enclosed in boxes, without knowing what is inside them. The only information we can get about their arrangement is what we can learn by connecting an ohmmeter across their terminals. Then if the values of the resistors were right, we could conceivably measure the same resistance between terminals 1 and 2 of both boxes (A) and (B). Similarly, we might get the same readings between each set of terminals 2 and 3, and 1 and 3.

If this were all true, then it wouldn't matter to any external circuit whether there were a delta or a Y inside the box, because electrically they would be *equivalent*. Under these circumstances, a delta could be substituted for a Y, or a Y for a delta, both in an actual circuit, or on paper to simplify the solution of a problem.

Referring again to Fig. 2, if we should wish to transform a delta to an equivalent Y, we'd just use these formulas:

$$(1) R_a = \frac{R_1 R_2}{R_1 + R_2 + R_3} \quad (2) R_b = \frac{R_1 R_3}{R_1 + R_2 + R_3}$$

$$(3) R_c = \frac{R_2 R_3}{R_1 + R_2 + R_3}$$

A network like this is solved by delta-Y transformations and the use of Kirchhoff's Laws.

Resistance measurements taken across the terminals of delta (A) and Y (B) are identical.

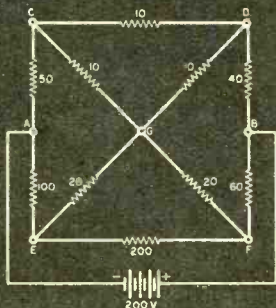
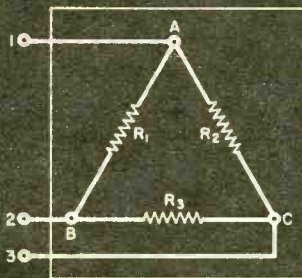
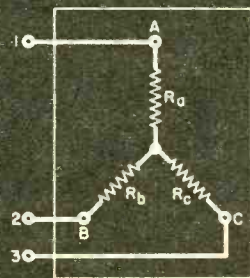


Fig. 1



(A)



(B)

Fig. 2



For a Y-to-delta transformation, these formulas will apply:

$$(4) R_1 = \frac{R_a R_b + R_b R_c + R_a R_c}{R_c}$$

$$(5) R_2 = \frac{R_a R_b + R_b R_c + R_a R_c}{R_b}$$

$$(6) R_3 = \frac{R_a R_b + R_b R_c + R_a R_c}{R_a}$$

Using these formulas, let's get to work on Fig. 1, transforming deltas CGD and EGF into equivalent Y's. This done, we have the equivalent circuit of Fig. 3.

Note that in Fig. 3 the diagram consists of solid and broken lines. The broken lines are simply a redrawing of Fig. 1, the solid lines representing the new Y circuit. For example, the three 10 ohm resistors in the delta CGD become the equivalent Y consisting of three resistors of 3.33 ohms each;  $R_a$ ,  $R_b$ , and  $R_c$ . The same transformation applies to lower delta EGF. Once this is done, all the resistors in series are combined to comprise Fig. 4.

A sample combination is the 50 ohm resistor between points C and A in Fig. 3 plus  $R_c$  which is 3.33 ohms. In Fig. 4 they become  $R_2$ , 53.3 ohms.

Once again we must perform a delta-Y transformation. Either delta will work equally well, so we choose AHJ.

The equivalent Y we calculate from the formulas is drawn with broken lines. Again combining series resistors, we simplify down to the circuit of Fig. 5. From here on it's a simple Ohm's Law problem, which we solve for  $R_c$ . Thus the total resistance between points A and B in Fig. 1 is 81 ohms.

This article concludes our study of the basic principles of DC circuits.

### Introducing AC

A glance at any book on basic electronics will quickly reveal that the amount of space devoted to DC compared to AC (alternating current) is relatively small. The reason is simple. Once we cause a flow of current to reverse itself periodically, effects are produced that are not possible with DC. These very effects give rise to many of the basic branches of electronics.

Oscillators, amplifiers, high voltage, power supplies, radio waves, and innumerable other phenomena owe their existence to the rapidly changing fields of electrostatic and magnetic energy found in AC circuits.

The wave form of AC may assume an endless variety of shapes, from the symmetrical sine wave to sawteeth and square pulses. However, as will be described next month, the most complex of these forms may be explained in terms of the simple sine wave.

Fig. 1 is now converted to Fig. 3. The series resistances are then combined to form Fig. 4.

Fig. 5 shows the final stage of the problem solved by Ohm's Law. Answer is 81 ohms.

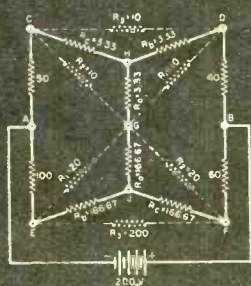


Fig. 3

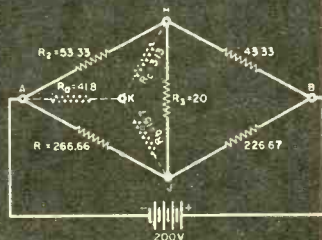


Fig. 4




Fig. 5

## Speeding the News

Continued from page 52

plates. The photo transmitting machine, the Fairchild "Scan-A-Graver" depends on the conversion of light reflections into electrical current. The light impulses are amplified several million times and used to actuate a heated stylus. The stylus moves along a plastic or metal plate, punching tiny holes in the surface at a rate of several hundred per second. These holes vary in depth according to the strength of the impulses transmitted by the scanner. The result is a "half-tone" plate whose pitted surface holds varying amounts of ink according to the depth of the penetrations. This yields a range of blacks and grays when the ink is transferred to paper. This explains why some newspaper photos, when looked at closely, show up as tiny dots.

In the *Post's* cavernous pressroom, two- and three-story machines stand like hulking monsters in dim light. The machinery is heavy, coated with ink and oil. Here, too, electronics does delicate work. At cruising speed, these presses pour out 42,000 copies an hour. It takes split-second sequencing to maintain this fantastic pace. Newsprint, for example, comes on 1700-pound rolls. These rolls are fed into the presses through a complex series of web belts. When the old roll is almost played out, the press operator pushes a button, setting into motion a careful, electronically timed sequence of events. The small roll is braked; a liquid is sprayed on the new roll to activate a pre-applied dry glue; the webs pick up the tacky paper and feed it into the machinery while the tail of the old roll is severed by a knife.

Without electronic aids fine color printing, now routine at the *Post*, would be impossible. Electric eyes, electronic switches and amplifiers make possible the near perfect "register" which is the key to good color work. As the paper passes through the cylinders which apply the first color, a small "register mark" is printed in color on the paper. A selector switch rotating in the cylinder sends a signal to an amplifier in the control box. As the paper moves past one roller and onto the next set of color-

applying cylinders there is a certain amount of slippage. Unless this is compensated for, the second color will overlay the first in the wrong places.

To prevent this, an electric eye scans the moving paper, records the precise position of the register mark, and activates a valve in the hydraulic system which raises or lowers the "compensating" roller located between the two sets of color cylinders. The movement of the roller either takes up the slack or eases up, bringing the paper back into exact color alignment.

The *Post's* accounting department uses about \$350,000 worth of computer equipment to simplify the commercial part of publishing. An IBM 403 Tabulator handles checks and billing. An IBM 602A Calculator figures advertising linage and multiplies it by ad rates to determine amounts due.

Newspaper publishing today is a very complex business. Under constant pressure, working against the clock to beat deadlines, the daily press has found a crucial ally in electronics.

## Fix Your TV Set

Continued from page 83

tor knob, in either direction, does reception improve? Can you jump back and forth between stations and always end up with a clear picture? Do you get flashes of light on the screen when you walk across the room? Ruling out antenna performance, are all channels received properly?

The chassis must be removed to gain access to the tuner contact points. Remove front knobs, chassis bolts, plugs to the picture tube and speaker. Carefully withdraw the chassis without striking the picture tube. When the bottom cover of the tuner is removed the contact points will be exposed. Each row in the drum represents one channel. Rub the points with a cloth until they are shiny. Do this several times until the residue no longer appears after a complete rotation of the drum. The job will be hastened if tuner cleaning fluid is purchased.

If these hints on tuner maintenance are performed regularly you will be rewarded with a high quality picture.

**"50% to 70% OF MISSILES  
ARE ELECTRONIC PARTS"**

# The Future is Wide Open in Guided Missile **ELECTRONICS**

when you acquire high-level training in  
**ELECTRONIC ENGINEERING TECHNOLOGY**

**CREI** prepares you  
quickly for success in

Guided Missiles  
Instrumentation  
Servomechanisms  
Computers  
Aeronautical Electronics  
Communications

Radar  
Automation  
Telemetry  
Electronics Manufacturing  
Astronautics

**SEND NOW FOR CREI'S NEW FREE BOOKLET**

Crammed with facts and data—containing a time-proved plan to make you ready for the big jobs and high-salaried, secure, life-time careers now being offered in America's fastest growing industry.

Tells what employers demand of YOU in technical knowledge.

Tells about opportunities — what they pay—the security and other benefits when you qualify.

Tells how you can qualify for top-pay jobs in Radar, Guided Missiles, Servos, Computers, Aeronautical Electronics, Electronic Manufacturing, Communications.

CREI also offers residence training in Washington, D. C. at the same high technical level. Day and evening classes start at regular intervals. Qualified residence school graduates earn degree as "Associate in Applied Science." You can qualify for CREI home study training if you have had electronic education, or experience in electronics—and realize the need of a high level technical knowledge to make good in the better electronic jobs. (Electronics experience is not required for admission to CREI Residence School.)



**MAIL TODAY FOR YOUR FREE BOOKLET**

**CAPITOL RADIO ENGINEERING INSTITUTE**

ECPD Accredited Technical Institute Curricula — Founded 1927  
Dept. 1712-E 3224 16th St., N. W., Washington 10, D. C.

Please send me your course outline and FREE illustrated Booklet, "Your Future in the New World of Electronics", . . . describing opportunities and CREI home study courses in Practical Electronic Engineering Technology.

- CHECK FIELD OF GREATEST INTEREST
- Radar, Servo and Computer Engineering Technology
  - Electronic Engineering Technology
  - Broadcast (AM, FM, TV) Engineering Technology **M**
  - Television Engineering Technology
  - Aeronautical Electronic Engineering Technology

Name.....Age.....  
Street.....  
City.....Zone.....State.....  
Check:  Home Study  Residence School  Korean Veteran

To help us answer your request intelligently, please give the following information:

EMPLOYED BY.....  
TYPE OF PRESENT WORK.....  
EDUCATION: YEARS HIGH SCHOOL.....  
OTHER.....  
ELECTRONICS EXPERIENCE:.....



## Superior's New Model 77

# VACUUM TUBE VOLTMETER

## WITH NEW 6" FULL-VIEW METER

Compare it to any peak-to-peak V. T. V. M. made by any other manufacturer at any price!

- ✓ Model 77 completely wired and calibrated with accessories (including probe, test leads and portable carrying case) sells for only \$42.50.
- ✓ Model 77 employs a sensitive six inch meter. Extra large meter scale enables us to print all calibrations in large easy-to-read type.
- ✓ Model 77 uses new improved SICO printed circuitry.
- ✓ Model 77 employs a 12AU7 as D.C. amplifier and two 9006's as peak-to-peak voltage rectifiers to assure maximum stability.
- ✓ Model 77 uses a selenium-rectifier power supply resulting in less heat and thus reducing possibility of damage or value changes of delicate components.
- ✓ Model 77 meter is virtually burn-out proof. The sensitive 400 microampere meter is isolated from the measuring circuit by a balanced push-pull amplifier.
- ✓ Model 77 uses selected 1% zero temperature coefficient resistors as multipliers. This assures unchanging accurate readings on all ranges.

### AS A DC VOLTMETER:

The Model 77 is indispensable in HI-FI Amplifier servicing and a must for Black and White and color TV Receiver servicing where circuit loading cannot be tolerated.

### AS AN ELECTRONIC OHMMETER:

Because of its wide range of measurement leaky capacitors show up glaringly. Because of its sensitivity and low loading, intermittents are easily found, isolated and repaired.

### AS AN AC VOLTMETER:

Measures RMS values of sine wave, and peak-to-peak value of complex wave. Pedestal voltages that determine the "black" level in TV receivers are easily read.

### Specifications

• DC VOLTS — 0 to 3/15/75/150/300/750/1,500 volts at 11 megohms input resistance.  
 • AC VOLTS (RMS) — 0 to 3/15/75/150/300/750/1,500 volts. • AC VOLTS (Peak to Peak) — 0 to 8/40/200/400/800/2,000 volts. • ELECTRONIC OHMMETER — 0 to 1,000 ohms/10,000 ohms/100,000 ohms/1 megohm/10 megohms/100 megohms/1,000 megohms. • DECIBELS: —10 db to +18 db + 10 db to +38 db. +30 db to +58 db. All based on 0 db = .006 watts (6 mw) into a 500 ohm line (1.73v). • ZERO CENTER METER — For discriminator alignment with full scale range of 0 to 1.5/7.5/37.5/75/150/375/750 volts at 11 megohms input resistance.

Model 77 comes complete with operating instructions, probe and leads. Use it on the bench—use it on calls. A streamlined carrying case, included at no extra charge, accommodates the tester, instruction book, probe and leads. Operates on 110-120 volt 60 cycle. Only

**\$42<sup>50</sup>**

# The Most Versatile All-Purpose Multi-Range Tester Ever Designed!

## Superior's New Model 79



# SUPER-METER

## WITH NEW 6" FULL-VIEW METER

A Combination VOLT-OHM MILLIAMMETER.

Plus CAPACITY, REACTANCE, INDUCTANCE AND DECIBEL MEASUREMENTS.

Also Tests SELENIUM AND SILICON RECTIFIERS, SILICON AND GERMANIUM DIODES.

The Model 79 represents 20 years of continuous experience in the design and production of SUPER-METERS, an exclusive SICO development. In 1938 Superior Instruments Co. designed its first SUPER-METER, Model 1150. In 1940 it followed with Model 1250 and in succeeding years with others including Models 670 and 670-A. All were basically V.O.M.'s with extra services provided to meet changing requirements.

Now, Model 79, the latest SUPER-METER includes not only every circuit improvement perfected in 20 years of specialization.

Model 79 completely wired and calibrated with test leads and portable carrying case sells for only \$38.50. Positively no extras to buy.

but in addition includes those services which are "musts" for properly servicing the ever-increasing number of new components used in all phases of today's electronic production. For example with the Model 79 SUPER-METER you can measure the quality of selenium and silicon rectifiers and all types of diodes—components which have come into common use only within the past five years, and because this latest SUPER-METER necessarily required extra meter scale, SICO used its new full-view 6-inch meter.

• D.C. VOLTS: 0 to 7.5/15/75/150/750/1,500.  
 • A.C. VOLTS: 0 to 15/30/150/300/1,500/3,000. • D.C. CURRENT: 0 to 1.5/15/150 Ma. 0 to 1.5/15 Amperes. • RESISTANCE: 0 to 1,000/100,000 Ohms. 0 to 10 Megohms. • CAPACITY: .001 to 1 Mfd. 1 to 50 Mfd. • REACTANCE: 50 to 2,500 Ohms, 2,500 Ohms to 2.5 Megohms. • INDUCTANCE: .15 to 7 Henries, 7 to 7,000 Henries. • DECIBELS: —6 to +18, +14 to +38, +34 to +58.

The following components are all tested for QUALITY at appropriate test potentials. Two separate BAD-GOOD scales on the meter are used for direct readings.

• All Electrolytic Condensers from 1 Mfd. to 1000 Mfd. • All Selenium Rectifiers. • All Germanium Diodes. • All Silicon Rectifiers. • All Silicon Diodes.


Model 79 comes complete with operating instructions and test leads. Use it on the bench—use it on calls. Only

**\$38<sup>50</sup>**

**EXAMINE BEFORE YOU BUY!**  
**USE APPROVAL FORM ON NEXT PAGE**

## Superior's New Model 70 UTILITY TESTER®

# FOR REPAIRING ALL ELECTRICAL APPLIANCES MOTORS ★ AUTOMOBILES ★ TV TUBES



As an electrical trouble shooter  
the Model 70:

- Will test Toasters, Irons, Broilers, Heating Pads, Clocks, Fans, Vacuum Cleaners, Refrigerators, Lamps, Fluorescents, Switches, Thermostats, etc.
- Will test all TV tubes for open filaments, inter-element shorts, burned out tubes, etc. (Will not test TV tubes for quality. An emission type tester such as the model 82 described below, is required to test tubes for quality.)
- Measures A.C. and D.C. Voltages, A.C. and D.C. Current, Resistances, Leakage, etc.
- Will measure current consumption while the appliance under test is in operation.
- Incorporates a sensitive direct-reading

resistance range which will measure all resistances commonly used in electrical appliances, motors, etc.

- Leakage detecting circuit will indicate continuity from zero ohms to 5 megohms (5,000,000 ohms).

As an Automotive Tester  
the Model 70 will test:

- Both 6 Volt and 12 Volt Storage Batteries
- Generators • Starters • Distributors • Ignition Coils • Regulators • Relays • Circuit Breakers • Cigarette Lighters • Stop Lights • Condensers • Directional Signal Systems • All Lamps and Bulbs • Fuses
- Heating Systems • Horns • Also will locate poor grounds, breaks in wiring, poor connections, etc.



**INCLUDED FREE** This 64-page book—practically a condensed course in electricity. Learn by doing.

Just read the following partial list of contents: What is electricity? • Simplified version of Ohms Law • What is wattage? • Simplified wattage charts • How to measure voltage, current, resistance and leakage • How to test all electrical

appliances and motors using a simplified trouble-shooting technique.

- How to test all TV tubes; also simple procedure for determining which specific tube (or tubes) is causing the trouble.

• How to trace trouble in the electrical circuits and parts in automobiles and trucks. Only

Model 70 comes complete with 64 page book and test leads. **\$15<sup>85</sup>**

## Superior's New Model 82 A truly do-it-yourself type



# TUBE TESTER

TEST ANY TUBE IN 10 SECONDS FLAT!

- 1 Turn the filament selector switch to position specified.
- 2 Insert it into a numbered socket as designated on our chart (over 600 types included).
- 3 Press down the quality button—

**THAT'S ALL!** Read emission quality direct on bad-good meter scale.

### FEATURES:

- Tests over 600 tube types
- Tests OZ4 and other gas-filled tubes.
- Employs new 4" meter with sealed air-damping chamber resulting in accurate vibrationless readings.
- Use of 22 sockets permits testing all popular tube types and prevents possible obsolescence.
- Dual Scale meter permits testing of low current tubes.
- 7 and 9 pin straighteners mounted on panel.
- All sections of multi-element tubes tested simultaneously.
- Ultra-sensitive leakage test circuit will indicate leakage up to 5 megohms.

Production of this Model was delayed a full year pending careful study by Superior's engineering staff of this new method of testing tubes. Don't let the low price mislead you! We claim Model 82 will outperform similar looking units which sell for much more—and as proof, we offer to ship it on our examine before you buy policy.

Model 82 comes complete, housed in portable, hand-rubbed oak cabinet with removable cover. Only

**\$36<sup>50</sup>**

# SHIPPED ON APPROVAL NO MONEY WITH ORDER — NO C. O. D.

Try any of the instruments on this or the facing page for 10 days before you buy. If completely satisfied then send down payment and pay balance as indicated on coupon. **No Interest or Finance Charges Added!** If not completely satisfied return unit to us, no explanation necessary.

**MOSS ELECTRONIC DISTRIBUTING CO., INC.**  
Dept. D-532, 3849 Tenth Ave., New York 34, N. Y.  
Please send me the units checked on approval. If completely satisfied I will pay on the terms specified with no interest or finance charges added. Otherwise, I will return after a 10 day trial positively cancelling all further obligation.

Name .....  
Address .....  
City ..... Zone ..... State .....

All prices net, F.O.B., N. Y. C.

- Model 77 ..... Total Price \$42.50  
\$12.50 within 10 days. Balance \$6.00  
monthly for 5 months.
- Model 79 ..... Total Price \$38.50  
\$8.50 within 10 days. Balance \$6.00  
monthly for 5 months.
- Model 70 ..... Total Price \$15.85  
\$3.85 within 10 days. Balance \$4.00  
monthly for 3 months.
- Model 82 ..... Total Price \$36.50  
\$6.50 within 10 days. Balance \$6.00  
monthly for 5 months.

## The Death Ray

Continued from page 36

by of the military forces, the sand bag. There is the real possibility that a way will be found to create and direct powerful ion beams of anti-matter particles by using machines similar to present day particle-accelerators—cyclotrons, bevatrons and synchrotrons.

### Artificial Lightning

Artificial lightning produced by high voltage electricity has been suggested as a possible ray-like weapon and recent reports from the Soviet Union indicate that scientists there are developing a military weapon based on the use of "ball" lightning that can be carefully aimed and "fired." There is no question that conventional bolts of lightning can be quite damaging. Such bolts can kill instantly, shatter trees and houses, and start fires. However, lightning is unpredictable and effective range is limited.

The most obvious source of heat is the sun itself, and much has been done to harness the sun's power and amplify its rays on earth. Last September 30, the United States Army Quartermaster Corps at Natick, Mass., put into operation the largest solar furnace in this country. It is capable of concentrating the sun's rays sufficiently to produce temperatures up to 5,000 degrees Fahrenheit. Most materials, including metals, cannot withstand such extreme heat. To bring it even closer to the death ray concept, the furnace is fixed with a controllable shutter which makes it possible to simulate the brief flash of a nuclear explosion.

One of the major components of the solar furnace is what the army calls a "heliostat." This unit has 355 adjustable mirrors which reflect the sun's rays into a horizontal beam. Another set of 185 mirrors, called the "concentrator," converges the beam from the heliostat on an area as small as *four inches in diameter*—a devastating concentration of solar energy.

What happened to the death ray? It's on its way—closer than ever before. It might well make the terrible destruction of nuclear weapons seem mild by comparison.

INENS For Embroidery Or  
buy direct from manufacturer  
and for Free catalog. Merrit  
19th St., Dept. 778, New  
Y.

O \$35 weekly addressing en-  
our instructions reveal how.  
a 6548, Cleveland 1, Ohio.

KEY mailing; Samples free.  
SE 65th, Portland, Ore.

ER COUNTERS,  
URE FINDERS

or hid  
metal  
fors;  
eratur  
2545



**ELECTRONICS  
ILLUSTRATED**

for hid  
metal  
fors;  
eratur  
2545

PROFITS! Exciting Treasure  
Locator Literature Free.  
ansas, Atchison, Kan.

TING, M  
EOGRAPH

ADDRESS  
Frank

ESS CAR  
ples, P

TING OUTFITS

Here's a great new medium for  
classified advertisers.  
**ELECTRONICS ILLUSTRATED**  
is now accepting classified ads—  
opening a wide new market  
for any product or service of  
interest to men. Get all the  
details now. Write to  
Classified Department,  
**ELECTRONICS ILLUSTRATED,**  
67 West 44th Street,  
New York 36, N. Y.,  
for full information.

ABLE USA! (1) Scarce gen-  
ge stamp picturing first USA,  
71 (2) Big collection 30 ail-  
ted States; ancient 19th cen-  
e \$1 stamp, etc. (3) Collec-  
Commemoratives. (4) Cole-  
; Big 64-page Bargain Cata-  
g all US Postage Issues; other  
est! Send 10¢ for mailing ex-  
isco, 4166 Transit Bldg., Bos-

ORLDWIDE Stamp Assort-  
provals. Send Dime for han-  
mp, St. Catharines 620, On-

ITISH Colony Stamps. Ap-  
nclose 10¢ for handling. Ni-  
3, Catharines 673, Ontario.

UNITED STATES commemora-  
tion containing 33 differ-  
provals. White, 516-M Avenu-  
lyn 30, New York.

225 STAMPS FOR Only 10¢!  
month value includes Airm-  
rians; stamps from strange  
cataloguing up to 25¢ each  
provals. Mystic Stamp Comp-  
dan 30, N. Y.

WOW! 110 ALL Different G-  
Zeppelins, Semi-postals, Air  
provals, etc. Giant Catalog, b-  
tur-  
ABE

es s  
Uni  
Co.

es s  
Uni  
Co.

es s  
Uni  
Co.

Stamp Co., Ferrysburg 5, Mi-  
Stamp FINDER, World Ma-  
yclopedia of stamp issuin-  
Goliath

Hundreds  
pany, H

n Catalog  
ands of b

B. N.  
albums,  
and supplies sent with be-  
provals. Jamestown Stamp, D-

provals. Jamestown Stamp, D-

provals. Jamestown Stamp, D-

provals. Jamestown Stamp, D-

provals. Jamestown Stamp, D-

provals. Jamestown Stamp, D-

provals. Jamestown Stamp, D-

provals. Jamestown Stamp, D-

provals. Jamestown Stamp, D-

provals. Jamestown Stamp, D-

provals. Jamestown Stamp, D-

provals. Jamestown Stamp, D-

provals. Jamestown Stamp, D-

provals. Jamestown Stamp, D-

provals. Jamestown Stamp, D-

provals. Jamestown Stamp, D-

# 48¢ ea. for any tube

## \$45.00 Per Hundred

# STANDARD LINE

ELECTRIC COMPANY

FREE TUBE BRIGHTENER ON ORDERS OF \$10.00 OR MORE

FREE POSTAGE IN U.S.A. & TERRITORIES

### ANNOUNCING OUR NEW PRICE SCHEDULE

Effective July 25, 1958 all tubes (Radio & Television receiving) will be sold and shipped at the fantastic price of only .48c ea. or \$45.00 per hundred. Any "on hand" orders at that time will receive credit for future purchases.

THE TUBES ADVERTISED HEREIN ARE NOT NECESSARILY NEW TUBES BUT MAY BE ELECTRICALLY PERFECT FACTORY SECONDS OR USED TUBES AND ARE SO MARKED

All TV, & Radio Tubes are tested by our supplier under actual conditions in Radio & TV chassis or in Hickock Tube Testers Model 533A.

And, of course, the famous Standard Line guarantee remains in effect: All tubes guaranteed to be replaced free if they fail to function efficiently within one year's time. (defective tubes must be returned intact, postage paid. Refunds will be cheerfully made within five (5) days if not completely satisfied.)

08Z	3A1S	5V4GT	6BE6	654	757	12Q7	32L7GT
024	3AU6	5W6GT	6BF5	658GT	7F8	12SA7	35/51
1A5GT	3AV6	5X4G	6B2GG	65A7	7G7	12SG7	35A5
1A7GT	3BA6	5K8	6BH6	65B7Y	7H7	12SJ7	35B5
1B3GT	3BC5	5Y3GT	6BH8	65C7	7J7	12SK7	35C5
1C5GT	3BE6	5Y4G	6B16	65F5	7K7	12SN7GT	35L6GT
1C6	3BN6	5Z3	6BK5	65F765GT	7L7	12SQ7	35W4
1C7	3BL8	5Z4	6BK7	65H7	7M7	12S87	35Y4
1H4G	3BY4	6A8	6B1GT	65J7	7Q7	12V6GT	35Z4GT
1H5GT	3BZ4	6A8A	6B6	65K7	7R7	12W6GT	35Z5GT
1L6	3C2	6AC7	6B06GT	65L7GT	7S7	12X4	# 37
1LA4	3C84	6A4F	6B07	65N7GT	7V7	12Z3	# 39/44
1LA6	3C86	6A0S	6B88	65O7	7W7	14A7	# 41
1B4	3C8A	6A0T	6B58	65R7	7X6	14A7F	# 42
1LCS	3D14	6A4H4GT	65Y5G	614	7X7	14B4	# 43
1L6	3D4	6A4H	6B26	618	7Y4	14F7	# 45
1LH4	3D5GT	6A3K	6B27	6U4GT	7Z4	14F8	# 47
1LH5	354	6A4K6	6C4	6U5	8A4B	14H7	50A5
1N5GT	3V4	6A1S	6C5	6U8	12A8	14K7	50B5
1P5GT	4BC8	6A1GT	6C85	6V3	12A8S	14Q7	50C5
1Q5GT	4B07A	6A4B	6C84	6V4GT	12AQ5	14S7	50C6G
1R5	4B58	6A4B	6C04G	6W4GT	12AT6	17AX4GT	50L6GT
1S5	4B08	6A0S	6C76	6W4GT	12AT7	17D04	50Y6
1T4	4B27	6A0C	6C07	6X4	12AU6	19A04	50Y7
1T5GT	4C84	6A07GT	6C08	6X5GT	12AU7	19B06G	# 57
1U4	5A4B	6A8S	6C08	6X8	12AV4	19C8	# 58
1U5	5A4B	6A5S	6C16	6Y4G	12AV7	19J6	# 60
1V	5A0S	6A58	6CM6	7A4	12AX4GT	19T8	# 81
1V2	5A58	6A76	6CM7	7A5	12AX7	19X8	117L3GT
1X2	5A78	6A04GT	6CM7	7A6	12AZ7	25AC5	117N7GT
2A3	5AV8	6A05GT	6C06	7A7	12B4	25AV5GT	117P7GT
2A5	5AW4	6A1U	6DCA	7A8	12B4A	25AX4GT	117Z3
2A7	5AZ4	6A1B	6DQ4	7A4	12B6A	25BK5	117Z4GT
2AF4A	5BK7	6AV5GT	6D16	7B5	12B6F	25B04	117Z6GT
2B7	5BR8	6AV6	6E5	7B6	12B7	25C04G	807
2B4	5B07	6AW8	6H4	7B7	12B85	25C06	9002
2D1	5B27	6AX4GT	6J4	7B8	12B04	25L6GT	9003
2E5	5C0B	6A35GT	6L5	7C4	12B87	25W4GT	9004
2X2A	5J6	6A2B	6J6	7C5	12C4S	25Z5	
3A2	5T6	6BA6	6AGT	7C6	12C06	25Z6	
3A3	5U8	6BC5	6K7	7C7	12D04	# 27	
3A4	5U4G	6BC8	6L6	7E6	12J5	# 30	
3A5	5V4G	6B04	6L7	7E7	12L6GT	# 31	

ALL RECEIVING TUBES SENT POSTAGE PAID.

Please send 25c handling for orders under \$5.00. Send 25% deposit on C.O.D. orders and please send approximate postage on Canadian and foreign orders.

Above is only a partial list — order any type at the same price or send for free tube list and order blank. We have over 5,000 tube types on hand or at easy access, including special purpose, industrial and transmitting tubes which are slightly higher.

## ALL TUBES GUARANTEED ONE FULL YEAR...

NOTE: When ordering receiving tubes be sure to enclose 48c for each tube or \$45.00 per hundred.

### Thousands of TRADE-IN TVs

Please Specify Console or Table Model When Ordering

Reconditioned by Factory Trained Technicians! Guaranteed To Be In Working Condition When You Receive Them!

10"	\$25.00	19"	\$56.00
12"	\$30.00	20"	\$63.00
14"	\$35.00	21"	\$70.00
16"	\$42.00	24" (when available)	\$95.00
17"	\$49.00	27" (when available)	\$129.00

Get yourself a second set or buy some for re-sale!

All TVs sent motor freight or Railway Express F.O.B. our warehouse. Sorry, no A.P.O. shipments.

FREE INDOOR ANTENNA with each TV Purchase

below is our new price schedule of six tubes. These famous make tubes contain all new parts with the exception of the glass bulb which does not wear out.

Any 10" Tube	\$ 9.95	Any 16" Tube	15.95
Any 12" Tube	10.95	Any 17" Tube	18.29
Any 14" Tube	13.95	Any 19" Tube	20.29
		Any 21" Tube	24.29

Prices On Larger Tubes On Request!


Remember Only 48¢ ea. \$45 Per Hundred ANY TYPE ANY QUANTITY

Remember — NO DUD REQUIRED. All tubes guaranteed one year. Picture Tubes shipped F.O.B. Harrison, N. J.

# STANDARD LINE

ELECTRIC COMPANY

432 HARRISON AVENUE, HARRISON, N. J. Phone: HUmboldt 4-4997



Who said **all** brands of recording tape are alike?



Obviously someone who has not tried



Available wherever quality tape is sold.  
ORRadio Industries, Inc., Opelika, Alabama  
Export: Morhan Exporting Corp., New York, N. Y.  
Canada: Atlas Radio Corp., Ltd., Toronto, Ontario

## Short-Wave Converter

Continued from page 71

minute. The frequency range is now 5 mc on the high end of the dial and just above the broadcast band on the low side. Though precise alignment requires a signal generator, this method has proved adequate. Touch up the IF transformers for maximum sensitivity.

A *gimmick* connection that permits the reception of code (CW) with this receiver is also shown. Solder the two wires to the indicated pins and change their spacing until the code signal becomes audible as tone rather than a series of hissing sounds.

The writer has logged stations across the country, especially at night when signals begin skipping great distances. During the day small-boat captains provide a continuous flow of chatter on local fishing conditions. The converted receiver affords a simple and inexpensive road to short-wave listening.

## A Telephone Recording Beeper

Continued from page 55

available, adjust the tone to zero beat with F in the third octave about middle C of a piano (the twelfth white key from the right-hand end). On a piano tuned to the standard tempered scale, this note has a frequency of 1396.913 cycles—plenty close enough! Have the clock motor going while adjusting frequency.

Record the beep at 7½ ips. Move the tape back and forth past the playback head with your hands and mark the points where the tone starts and stops. Keep moving the leaf of the switch toward or away from the motor shaft until the tone is recorded for exactly 1½" on the tape. Then the beep will be 20/100 of a second in duration.

With some transistors, it may be necessary to connect a capacitor, shown as dashed C1, to make the oscillator operate at the desired frequency. Try values between .0001 and .1 mfd.

The three small brackets shown are used here to mount the beeper beneath the tape recorder stand. If it is placed in a case, the case must be well ventilated; otherwise, heat from the clock motor may change the frequency.



easy to build

do it yourself

HEATHKIT

## COMBINES BEAUTY, STYLE AND QUALITY "bookshelf" 12 watt amplifier kit

Build this high quality amplifier in a few hours of your spare time and enjoy true high fidelity performance for years to come. Provides full range frequency response from 20 to 20,000 CPS within  $\pm 1$  db, and has less than 1% harmonic distortion at full 12 watt output over the entire range (20—20,000 CPS). Miniature tubes are used throughout the advanced circuitry, including EL84 output tubes in a push-pull tapped-screen output circuit. The special design output transformer has taps for 4, 8 and 16 ohm speakers. The model EA-2 has its own built-in preamplifier with provision for three separate inputs, mag phono, crystal phono and tuner. Features RIAA equalization, separate bass and treble tone controls, and a special hum-balance control. Complete with instructions for easy assembly.



MODEL EA-2

\$27<sup>95</sup>



Whatever your hobby there is a **HEATHKIT** for you!



### TEST

Model V-7A  
VTVM, \$24.50




### HI-FI

Model SS-2 "Basic Range"  
Speaker System, \$39.95.



### HAM

Model DX-20  
CW Transmitter, \$35.95



### MARINE

Model FD-1 Fuel  
Vapor Detector, \$35.95

Send for **FREE** catalog

listing nearly  
100 high quality  
dependable  
Heathkits for you  
to choose from.



**HEATH**

**COMPANY** BENTON HARBOR 39, MICH.

pioneer in  
"do-it-yourself"  
electronics



a subsidiary of Daystrom, Inc.

I'm interested in the following type of equipment:  
 TEST,  HI-FI,  HAM GEAR,  MARINE.

name \_\_\_\_\_

address \_\_\_\_\_

city & state \_\_\_\_\_

## Short-Wave Listening

Continued from page 33

up-and-down motion it is said to have gone through one cycle. If ten waves come along in a second's time we can say they have a frequency of 10 cycles. If there were a hundred waves, their frequency would be 100.

At the beach you have seen waves come in very slowly; the distance between one wave and the next is long. But if hundreds of waves hit the beach you will see that they arrive one after another very quickly; the distance between waves is short. The distance between the top of one wave and the top of next is the length of the wave. In other words, the higher the frequency of the waves, the shorter their length.

What a broadcasting station does is push radio waves out into space. And each series of radio waves can be identified either by its frequency or by its length; one determines the other.

In radio a cycle is not too handy a word. Radio waves move so quickly that the words "kilocycle" (a thousand cycles) and "megacycle" (a million cycles) are used. The length of waves could be measured in inches or feet but since most of the world follows the metric system the wave lengths of short-wave stations are expressed in meters (1 meter equals 39.37 inches).

The regular radio set that picks up local broadcast stations covers the range from 540 to 1,600 kilocycles, or 555 to 187 meters. Short-wave sets run from 1.6 megacycles to at least 30 megacycles, or 187 to 10 meters. Many short waves go even higher in frequency, adding to the number of stations that can be picked up.

But the intriguing aspect of the short waves—and the heart of their usefulness—is their delightfully crazy behavior. Depending on whether it's day or night, winter or summer, this year or next, short waves travel different distances. On short-wave radio it may take only 40 watts of power to send the human voice from Chicago to Wellington, New Zealand. On regular radio a power of 50,000 watts would not make the jump.

The miracle of short-wave radio

comes about through unseen "electronic mirrors" that rise and fall in the sky and reflect short-wave signals back to earth over vast distances.

But the enigma of the short waves only adds to the interest and fun of exploring them. Unlike other forms of radio, they are used for many different purposes, not only program broadcasting.

Leave behind the upper limit of regular radio around 1,600 kilocycles and a listener is immediately introduced to a veritable babble. Yachts and tugs, police alarms, weather bulletins of the Coast Guard, aviation stations galore and vessels plying the Ohio and Mississippi Rivers can be heard.

Want to know the correct time to the split second? Tune in the National Bureau of Standards (Station WWV) on either 2.5, 5, 10, 15, 20 or 25 megacycles. Or the Dominion Observatory in Canada (3.33, 7.33 and 14.67 megacycles).

The international stations come in clusters—on the 6, 7, 9, 11, 15, 17, 19, 21 and 25 megacycles bands. The trick is to try one band first, then the other until the best reception is found. Upwards of sixty languages are employed on the airwaves but almost every country now has some service in English.

The larger countries of the world have transmitters working on several bands simultaneously so do not be surprised to hear the same program in many different spots on the dial. The hobbyist may wish to hear just enough to identify a station definitely and then go on to the next country; the first hundred countries are the hardest!

But short-wave radio can be much more than a game. Weary of commercials and desire radio of some substance? Try the British Broadcasting Corporation, which has news, talks, games, plays and concerts and discussions of an extremely high order. The whole pace of BBC radio is leisurely and enormously civilized; it can be quite a change from television.

Let there occur a world crisis and short-wave listening is a primer in the trials and tribulations of modern society. Take the same news item and listen to how it is handled by the Voice of America, Radio Moscow, London, West Germany, Radio Bucharest, Ra-



Prepare now  
**IN SPARE TIME  
 AT HOME**  
 for great opportunity  
 field of...

# TELEVISION

The future is **YOURS** in  
**TELEVISION—RADIO—COLOR-TV!**

A fabulous field—good pay—fascinating work—a prosperous future! Good jobs or independence in your own business!

**Modern Training by Coyne  
 RIGHT IN YOUR OWN HOME**


Coyne brings you the first **truly lower cost, MODERN—QUALITY** Television Home Training; training designed to meet Coyne standards. Not an old Radio Course with Television "tacked on." Here is **MODERN TELEVISION TRAINING** including **RADIO, UHF and COLOR TV**. No previous experience needed. Personal guidance by Coyne Staff.

**The Institution Behind this Training**

Famous for over a half century, **COYNE** occupies this entire building which is the new home of **COYNE**. **COYNE'S** modern resident training of men for Television, Radio, Electronics and Electricity has produced thousands of successful graduates.



D. W. COOKE, Jr., President



FOUNDED 1899

**COYNE**  
**ELECTRICAL SCHOOL**

CHARTERED AS AN EDUCATIONAL INSTITUTION  
 NOT FOR PROFIT

1501 W. Congress Parkway, Chicago 7, Dept. 98-H8

**MAIL COUPON NOW FOR DETAILS FREE**

**LEARN TO**

**EARN IN SPARE TIME AT HOME**

**COYNE** offers a most practical, Home Television Training. Easy to follow step-by-step instructions, fully illustrated with 2150 photos and diagrams. **Practical Job Guides** to show you how to do actual servicing jobs—make money early in course. Keep your present job while training.


*Low Cost—Easy Terms*

We save you money because we don't send you—**AND CHARGE FOR**—a long list of parts or "put together kits," which you may not want or do not need. With Coyne Television Home Training you pay only for your training, **no costly extras**.

Let us show you that this is not only the newest, most up-to-the-minute Training in Television—but also it **costs you much less than other leading home training courses**. Send coupon today for details including Easy Payment Plan.

**SEND COUPON OR WRITE TO ADDRESS BELOW  
 FOR FREE BOOK**

and full details, including Easy Payment Plan. **No obligation, no salesman will call.**



**COYNE Television Home Training Division**

Dept. 98-H8—New Coyne Building

1501 W. Congress Parkway, Chicago 7, Illinois

Send Free Book and details on Television Home Training. This does not obligate me in any way.

Name \_\_\_\_\_

Address \_\_\_\_\_

City \_\_\_\_\_ State \_\_\_\_\_

(It is understood no salesmen will call.)

# TUBES TESTED GUARANTEED

New, Surplus & Used Our 14th Year in Business

0A2	.80	9LP7	1.00	680Q	2.00	707	.79
0B2	.72	45	4/51	680T	.99	12A6	.59
0B3	.82	7193	20/51	6C4	2/51	12AT6	.59
0C3	1.34	434A	1/38	616	2/51	12AT7	.79
0D3	.80	1N34A	2/51	6C86	.69	12AU7	.69
0Z4	.50	58P4	.52	6CD6	1.49	12AV6	.59
1AX2	.98	5U4	.49	6Y6	.59	12AX4	.79
1E3	.78	6Y4	.89	6J6	2/51	12AX7	.79
1L4	.82	5Y3	.59	6K6	2/51	12BH7	.89
1R4	.88	6AB4	.59	6K7	1.79	12BY7	.89
1R5	.78	6AC7	.79	6L6	1.19	12SA7	.69
1S4	.78	6AG7	.97	654	.59	12SK7	.69
1S5	.68	6AH4	.89	65A7	.79	12SN7	.69
1T4	.69	6AH6	.25	65H7	.69	12SQ7	.69
1U5	.59	6AK5	.69	65J7	.69	14A7	.69
1X2	.66	6AL5	.59	65K7	.69	19BG6	1.69
2021	.68	6AQ5	.66	65L7	.69	280G	1.29
2X2	2/51	6AS5	.75	65N7	2/51	25Z6	.79
2V3	2/51	6AT6	.49	65Q7	.59	35C5	.59
3A5	.69	6AU4	.89	6T4	1.19	35L6	.59
6E4	10/51	6AU6	.59	6T8	.98	35W4	.59
955	3/51	6AX4	.79	6U8	.89	35Z5	.59
957	4/51	6BA6	.59	6V6	.59	50A5	.59
1619	5/51	6BC5	.59	6WG	.79	50B5	.79
1625	3/51	6BE6	.59	6X4	.39	50C5	.69
1626	5/51	6BF5	.79	7A7	.79	50L6	.69
1629	4/51	6BG5	2/49	7C5	.79	50Y5	1.00
807	1.15	6BK5	.89	7B7	.79	76	5/51
808	.89	6BL7	.99	7F8	.79	77	5/51
58P1	\$3.98	6BN6	.89	7M7	.79	10Y	3/51

Portable 6 Transistor & Diode Radio & Earphone, case & Battery \$29 Postpaid 48 States

## INFRARED SNOOPERSCOPE

Selected GTD, Image Converter Tube, Hi-sensitivity simplified design 2" dia. Willemitt screen—Hi-Resolution Tube & Data \$5 @ 2 for \$9  
SNOOPERSCOPE POWER SUPPLY KIT  
Model PS200K—4500 VDC/35 mA Supply using dual doubler ckt. Lens chassis & grill—\$13.95



**TPSK2—KIT FOR DC POWER FOR TRANSISTORS!!**  
Transistor: Filtered Power Supply Kit used to power transistor circuits, amplifiers, etc. Delivers 12VDC at 2 AMPS filtered less than 0.5% ripple or 28VDC at 1A TPK2 Kit \$18. TP52W assembled & wired \$24. Add 60c Postage!

**NEW VARIABLE 0 to 6 & 12 VOLT/12 AMP Built! DC Filtered Power Supply**  
Battery Eliminator, Charger. Model RR, Plater, Aircraft Marine or any DC requirement. Extra HV duty Selenium Rectifier, 2 meters V.A. Demer. For cont. service & up to 20 amps intermittent overload. Input 115 VAC, 60 Cy. T612 \$35  
MODEL T612V12AC @ 5.0% Ripple @ 3 Amps \$39



**NEW ELECTROSTATIC HI-FI TWEETER**  
Linear Response range 4000 to 20,000 cycles. Model TH 516 Rectangular, 2"x6 1/2" depth \$16. Complete with instructions. "TAB" Special \$3.25 @ 2 for \$6 Postpaid 48 States

**NEW "TABTRON" SELENIUM RECTIFIERS**  
One Year Guarantee FULL WAVE BRIDGE  
18VAC/14VDC—1 Amp. \$1.40; 2A \$2.00; 3A \$2.90; 4A \$3.50; 6A \$3.95; 10A \$5.85; 12A \$7.20.  
36VAC/28VDC—1 Amp. \$2.80; 2A \$3.40; 3A \$4.10; 4A \$4.70; 6A \$7.70; 10A \$11.30; 12A \$14.25  
**18 VOLT @ 6 AMP DC PARTS PACKAGE, CONTAINS BRIDGE RECTIFIER & 18 to 24V 6A (3 B) TRANS. 115 VAC INPUT. \$20 Value. Delivers 10 to 20 VDC. Ideal E.R. SPECIAL \$11**

**ELECTRONIC FLASH AC & BATTERY ASSEMBLED**  
400-111 GUIDE #60-COLOR, 8xW 200/60WS. \$25  
600B RATED 120WS (WATT SECS) \$40  
"BATTERIES AND 24V/10 UNITS \$11  
"TAB" Photoflash Book 50c; ILLINOIS Photoflash Book 50c

**NEW POCKET AC-DC MULTITESTER**  
1000 Ohms Per Volt Postpaid 48 States!  
"TAB" 27E **Only \$7.49 ea.**



Finest precision Hi-accuracy VOM. Reads AC & DC Volt; 0-15-150-1000V. DCMA; 0-150 Ma. OHMS; 0-100K. Size 1 3/4" D x 4 3/4" L x 3 3/4" W. Features: 1% Precision resistors, extra long meter scales. Complete w/batteries & test leads. Ideal for Ham, Experimenter and Beginner.

**NEW GTD RADIO & T.V. RECTIFIERS**  
100MA 59c @ 6 for \$3; 150MA 70c @ 8 for \$5; 250MA 79c @ 6 for \$4 @ 5 for \$3; 350MA \$1.00 @ 8 for \$7.00; 400MA \$1.10 @ 5 for \$5; 500MA \$1.35 @ 4 for \$5. NEW SILICON 500MA/100°C/280VAC/400 p.i.v. Rectified Hmt Sealed \$1.50 @ 5 for \$6.50.  
Orders \$12. Postpaid 48 States!

**BATTERY CHARGER KIT 2 to 4 Amps. Charges 2-4 & 12 VOLT BATTERIES. KIT BCK-1 \$11, BUILT \$12.75**

## "TAB"—for—KITS!—from—"TAB"

- Each "TAB" Kit Contains the Finest Selection of Top Quality Components in the Most Popular Values and Sizes
- Kit 5 Mycalex Glass Strips
  - Kit 35 Precision Resistors
  - Kit 10 Switches
  - Kit 75 Resist ins 1/2, 1, 2W
  - Kit 150 Carbon Resistors
  - Kit 5 Sub-min Tubes
  - Kit 12 Electrolytic Cond's
  - Kit 15 Volume Controls
  - Kit 65 Tubular Condensers
  - Kit 36 Tube Sockets
  - Kit 500 Lug & Eyelets
  - Kit 10 Babub Oil Cond's
  - Kit 5 lbs. Surprise Package
  - Kit 10 Transmitt Mica Cond's
  - Kit 3 Transistor Xfmr's
  - Kit 40 Insulators
  - Kit 35 Power Resistors
  - Kit 75 Mica Condensers
  - Kit 5 Crystal Diodes
  - Kit 250 ft. Hook Up Wire Asst.
  - Kit 100 Fuses, asstd.
  - Kit 100 Ceramic Condensers
  - Kit 50 Coil Forms
  - Kit 5 FT243 Xtal Holders
  - Kit 8 Xtal Osc blanks
  - Kit 5 Microswitches
  - Kit 10 Wheat Lamps
  - Kit 3 Phone patch xfmr's

Order Ten Kits Each one of the Above We Ship Eleven!! **KITS ONLY \$99c**

**"TAB"** TERMS: Money Back Gtd. \$2 min. order F.O.B. N.Y.C. Add ship. charges or for C.O.D. 25% Dep. Prices shown are subject to change.

111WF Liberty St., N.Y. 6, N.Y. Rector 2-6245

Radio Cairo, Radio Stockholm, the Voice of Zion in Jerusalem and the French Broadcasting System over Radio Brazzaville. Contrasts in emphasis and concern can be illuminating.

The SWL can hear for himself the Soviet jamming of the Voice of America; it resembles a million buzz saws working at once. If your interest lies in the United Nations, often you can hear the full proceedings in the 21 megacycle band.

Or perhaps one's taste may run to a reflective commentary on rural life in Scandinavia, some European jazz from Holland, the nightly rate of currency exchange as reported by Switzerland, lovely symphonic music from West Germany or an account of the latest happenings in Australia. Trying to learn a foreign language? There's no better place for some extra practice than short-wave radio.

On 8.9 megacycles it is possible to hear the trans-Atlantic airplanes reporting into Idlewild Airport in New York, Gander, Newfoundland, and Shannon, Ireland. Interest can be further enhanced by use of a map to pinpoint the latitude and longitude of a plane's location.

Morning, noon, and night there are the amateur radio operators. Mostly, their talk is of a technical nature but frequently one can overhear revealing remarks on different ways of life in various parts of the world. In terms of cordial and fruitful international relations the "hams" could give a lesson to the statesmen of the world.


Not the least of short-wave radio's attraction is its attraction for the younger generation—and indeed for adults—who either want a career or a hobby. The dial is a bedlam of code signals and sooner or later one's curiosity is pricked by what is being transmitted. Moreover, there is the endless fascination of perhaps trying a different aerial or adding a piece of supplementary equipment that will improve a set's performance. From there it is but a short step to study of the theory of electronics. Many outstanding engineers and scientists of today can harken back to their early experiences as an "SWL".

[Continued next month]

# Shipped on... approval

**SEND NO MONEY —  
NO C.O.D.**

Try them for 10 days at no risk!  
Examine first, and then only if completely  
satisfied, pay lowest prices for  
highest quality units, in easy  
monthly installments.



**MODEL 905  
BATTERY ELIMINATOR and CHARGER**

Continuously variable voltage output. Automatic overload relay self-resetting. Either 6 or 12 volt operation. Heavy duty rectifier. Continuous operation 6V. at 10A. or 12V. at 6A. Intermittent operation 6V. at 20A. or 12V. at 12A.


Model 905 (Wired) ..... **\$37.50**



**MODEL 204 P  
TUBE-BATTERY-OHM CAPACITY TESTER**

An Emission Tube Tester, with a completely flexible switching arrangement. Test all tubes. Checks batteries under rated load on "reject-good" scale. Uses 25W line voltage control. Checks condenser leakage to 1 meg. Checks resistance up to 4 megs. Checks capacity from .01 to 1 mfd.

Model 204P (illustrated) ..... **\$55.90**  
Cathode Ray Tube Adaptor available ..... **\$ 4.50**



**VOLOMETER, Model 104.**

This 20,000 Ohms per volt instrument is the lowest priced, domestic made, unit of its kind in today's market. Uses large 4½" D'Arsonval, 50 mi-

croampere meter, accurate to 2%. Housed in polished, high impact, bakelite case . . . uses a durable, etched aluminum panel. 3 AC Current Ranges. Checks resistance accurately in 3 ranges to 20 megohms. 5 DC and AC Ranges to 3000 volts. 5 DB Ranges. **Model 104 (wired) \$26.95 Net**

**MAIL THIS  
COUPON  
TODAY! NO  
OBLIGATION  
TO BUY— YOU  
MUST BE  
SATISFIED!**

## TESTMASTER, INC.

Dept.  EI-128

192 Mercer Street, New York 12, N. Y.

Please send me for approval the units checked. If completely satisfied, I will pay on terms specified, with no interest or finance charges. Otherwise, I will return after a 10 day trial, positively cancelling all obligations.

Name

Address

City  Zone  State

All prices net, F.O.B. N. Y. C.

**MODEL 905**  
Total Price \$37.50  
\$11.50 within 10 days.  
Balance \$6.50 for 4 mos.

**MODEL 204 P**  
Total Price \$55.90  
\$15.90 within 10 days.  
Balance \$8.00 for 5 mos.

**MODEL 104**  
Total Price \$26.95  
\$6.95 within 10 days.  
Balance \$5.00 for 4 mos.

## Mid-Air Collisions

Continued from page 43

it is supposed to be in the airplanes. HIDAN is made up of two parts—an external detection system which automatically figures ground speed and wind-drift angle; and a computer which continuously calculates the divergence of the plane from the planned position.

Directly attacking the mid-air collision problem, Federal Telecommunications Labs came up with a device designed to protect even the fastest jetliners from mid-air crashes. This system uses four miniature radars to search a pie-shaped sector extending in front of the plane. Return impulses from the radar feed an electronic brain in the aircraft which computes the hazard and possibility of collision—all within two seconds. The computer also determines the course to safety, which is presented to the pilot on a visual indicator. A horn alerts the pilot, who swerves the plane in the direction indicated. The system can "see" as far as eight miles.

Aside from proposed airborne search systems, an important factor in preventing mid-air collisions will be the way in which traffic control data and radar information is displayed to the controller. The new Charactron beam tube, developed by Stromberg-Carlson, is expected to replace many of the slow manual operations now used to identify aircraft.

With the Charactron, the controller gets instantaneous electronic displays of data. Information on incoming and outgoing flights—including the name of the commercial carrier, flight number, alti-

tude and speed—is shown by letter-number symbols superimposed on the face of a radar screen. The sets of symbols move on the screen corresponding to the movement of the plane, providing up-to-the-minute identification.

At New York's vast International Airport (Idlewild), the CAA air traffic control center will soon have a Univac computer. Into this computer will be fed pilots' pre-flight flight plans for every take-off within a 300-mile radius. In a split second controllers at the center will know if two or more planes will be flying over the same location at the same altitude at the same time—or close enough to cause concern.

Even the ground control tower is getting the gimlet eye of safety experts, since it must provide an unobstructed view of all parts of the airfield at all times. At busy LaGuardia Airport in New York, one section of a runway hidden by three large hangars now can be seen from the tower thanks to a DuMont closed circuit television system. A light compensation unit provides correct lens settings for around-the-clock operation.

These and other new developments in electronics will gradually make safety in flying routine until that time when planes will be guided safely across country and across oceans with no hand at the controls.

But until that time, much depends on highly skilled aircraft controllers on the ground and first-rate pilots in the air. These men are not alone in the fight against mid-air collisions, for the CAA and the AMB are fast developing new electronic means to help them. The sooner these developments are used, the better—the Jet Age won't wait.

**new**

## 1 INCH Miniature Panel Meters

### PRICE LIST

<b>D. C. MICROAMMETERS</b>		
0-300	-- 5.95	0-500 -- 5.75
<b>D. C. MILLIAMMETERS</b>		
0-1	-- 4.95	0-100 -- 4.95
0-5	-- 4.95	0-200 -- 4.95
0-10	-- 4.95	0-300 -- 4.95
0-50	-- 4.95	0-500 -- 4.95
<b>D. C. VOLTMETERS</b>		
1000 Ohms per volt		
0-3	-- 4.95	0-50 -- 4.95
0-10	-- 4.95	0-150 -- 4.95
0-300	-- 4.95	
<b>A. C. VOLTMETERS</b>		
RECTIFIER TYPE—		
1000 Ohms per volt		
0-15	-- 5.25	0-150 -- 5.25
0-300	-- 5.25	

Features the smallest and lightest self shielded moving coil meter commercially available; no calibration necessary. Designed to save space in compact equipment. These Alco 1-inch meters are in step with the trend to miniaturization. Unique case design allows optional mounting as a round or rectangular meter. Requires only a 1-inch hole for mounting. Minimum scale arc of 90° permits accurate readings. Accuracy within 3% of full scale. Currently available in 18 popular ranges. Immediate delivery.


Send Check, M.O. or Cash; shipped prepaid; Money Back Guarantee.



**ALCO ELECTRONICS**

MFG. LAWRENCE CO. MASS.

**ACTUAL SIZE 1 INCH**



# FREE Lafayette 1959 CATALOG

## 260 GIANT-SIZED PAGES!



*"Everything in Electronics"*

CONTAINS HUNDREDS OF EXCLUSIVE LAFAYETTE ITEMS NOT AVAILABLE IN ANY OTHER CATALOG OR FROM ANY OTHER SOURCE — SEND FOR YOUR COPY NOW!

A "must" for the economy-minded hi-fi enthusiast, experimenter, hobbyist, engineer, technician, student, serviceman and dealer.

### The Complete Catalog Featuring "The Best Buys In The Business"

Send for Lafayette's 1959 Catalog—the most complete, up-to-the-minute electronic supply catalog crammed full of everything in electronics at our customary down-to-earth money-saving prices.

**LEADERS IN HI-FI**—The most complete selection and largest stocks of hi-fi components and systems—available for immediate delivery at the lowest possible prices. Save even more on Lafayette endorsed "best-buy" complete systems.

#### FOR THE NEWEST AND FINEST IN STEREOPHONIC HI-FI EQUIPMENT AND SYSTEMS

- TAPE RECORDERS
- PUBLIC ADDRESS SYSTEMS
- AMATEUR EQUIPMENT
- INDUSTRIAL SUPPLIES
- MICROSCOPES & TELESCOPES
- RADIO AND TV TUBES & PARTS
- EXCLUSIVE LAFAYETTE TRANSISTOR AND HI-FI KITS

#### EASY PAY TERMS

Only 10% down—Up to 18 months to pay

## NEW! LAFAYETTE 'STEREO' HI-FI PHONO MUSIC SYSTEM

An Ideal Quality System For Listening To The New High Realism Stereo Sound!

### FOR STEREO & MONAURAL REPRODUCTION



LAFAYETTE LA-90




GARRARD RC121/11



NEW GE GC-7 STEREO COMPATIBLE CARTRIDGE WITH DIAMOND STYLUS



SK-58 SK-58



SPEAKER ENCLOSURES

Reg. Catalog Price

~~200.57~~

**ONLY 167.50**

SAVE 33.07!

16.75 DOWN ● 12.00 MONTHLY

A superb complete phono music system brought to you by Lafayette's top stereo engineers. Heart of the system is the new Lafayette LA-90 28-watt stereo amplifier with 14 watts per channel or 28 watts monaurally and with all the inputs necessary for a complete stereo control center. Other fine components include the famous new Garrard RC121/11 4-speed automatic record changer, ready to accept stereo cartridges; the Lafayette PK-111 wood base for changer, of fine selected woods; the new GE GC-7 stereo/monaural variable reluctance magnetic cartridge with 0.7 mil genuine GE diamond stylus for microgroove stereo and monaural LP and 45 rpm records; and 2 of the unbeatable, for performance-value, Lafayette SK-58 12" coaxial speakers. Supplied complete with cables, connectors, and easy installation instructions. Shpg. wt., 66 lbs.

HF-374 Stereo Phono System, with mahogany or blonde wood changer base (please specify) ..... Net **167.50**

HF-375 Same, but with 2-Lafayette CAB-16 mahogany or walnut or CAB-17 blonde speaker enclosures (specify which). ..... Net **222.50**

### STEREO FM/AM-PHONO SYSTEM

HF-376 Same as HF-374 but with new Lafayette Model LT-99 Stereo FM/AM Tuner ..... Net **237.00**

HF-377 Same as HF-376 but with 2-Lafayette CAB-16 mahogany or walnut or CAB-17 blonde speaker enclosures ..... Net **292.00**

### NEW! LAFAYETTE STEREO AMPLIFIER KIT



- 4 WATTS STEREO OUTPUT
- COMPLETE STEREO CONTROLS
- TRANSFORMER OPERATED

**ONLY 18.95**

Brand new stereo amplifier kit for that extra small stereo hi-fi set, featuring separate volume controls; ganged tone control; stereo, reverse and monaural switch. 40 millivolt sensitivity! Complete kit with tubes, rectifier, all parts and instructions. Only 9 1/2" x 5" x 4 1/2". For 110-120 60 cycle AC. Shpg. wt., 7 lbs.

KT-126 — Complete Kit, with tubes ..... Net **18.95**

*Lafayette Radio* P. O. BOX 511  
JAMAICA 31, N. Y.

Dept. EIL

Send FREE CATALOG 590

Name \_\_\_\_\_

Address \_\_\_\_\_

City \_\_\_\_\_

Zone \_\_\_\_\_ State \_\_\_\_\_

**CUT OUT AND PASTE ON POSTCARD!**

# FREE

## GIANT NEW 1959 B-A CATALOG

A COMPLETE BUYING GUIDE FOR EVERYTHING IN

**RADIO TV**

**ELECTRONICS**

**BA 1959**  
ANNUAL CATALOG 591

SINCE 1927

Guarantee

180 KING-SIZED PAGES

EVERYTHING IN RADIO TV AND ELECTRONICS

100'S OF NEW ITEMS LISTED HERE FOR 1st TIME

21 PAGES OF BARGAINS NOT IN ANY OTHER CATALOG

**BURSTEIN-APPLEBEE CO.**

Dept. E1, 1012 McGee St., Kansas City 6, Mo.

Send Free 1959 B-A Catalog No. 591.

Name.....

Address.....

City..... State.....

SEND FOR IT TODAY

### IF IT'S EXTRA MONEY YOU NEED—

#### Start A Spare Time Business With a 3¢ Postal Card As Your Only Investment

Hundreds of men and women of all ages are earning extra money as part time subscription sales representatives for **ELECTRONICS ILLUSTRATED** and other leading publications. You need no experience to earn steady profits and you keep a cash commission on every sale. You operate in your own community by phone or personal calls. You will be authorized to sell new and renewal subscriptions along with special offers made by the publishers.

To get started immediately—send us your name (on a 3¢ postal card) requesting free supplies and selling materials. You're under no obligation and you'll be your own boss.

Write to: Electronics Illustrated Subscription Dept. DE  
Fawcett Bldg., Greenwich, Conn.

### Add Sound to Your Movies

Continued from page 62

ord three with the first player, record four with the second player, and so on.

The next job is to set up the sound levels. Take the selection with the loudest passages and put it on one of the players. Record the passage, setting the tape recorder and mixer for optimum recording level. Then fade down the music by cutting the volume of the record's channel on the mixer. At the same time, bring in the microphone channel. Talk into the mike with the music continuing at a reduced level.

A little experimentation will establish the settings for music, for speech, and for music backgrounding speech.

In order to use some light so you can see what you're doing, it's best to set up the screen a short distance from the projector during recording. Since you won't be projecting for an audience, the resulting small image will be perfectly satisfactory for your needs.

The final preparatory step is to cue the film and the tape. Put a small piece of splicing tape on the starting point of the sound tape, and line this point up with a recognizable point on the recorder. Make a pinhole in the film leader a few inches ahead of the first frame. Start your first record spinning. Turn on the projector and watch for the flare on the screen when the hole in the leader passes the film gate. As soon as you see it, start the recorder.

Your sound track is now in the making.

When you want to insert narration, simply lower the volume setting on the record player's channel to the predetermined background position and bring up the volume on the mike channel. When the narration is completed, cut the mike channel out and restore the player channel to its full volume setting.

In order to minimize external noises, such as the projector motor, the mike channel should be kept at zero right up to the moment you're ready to talk and should be returned to zero as soon as you are finished.

To make switching from one record to another as easy as possible, keep both turntables spinning throughout the ses-



sion. As the time for music change nears, put the tone arm on the appropriate spot of the new record. Then, when you actually see the cue scene on the screen, all you have to do is twirl two dials on the mixer.

In making a changeover, the first record should be faded out gradually and the new piece faded in at the same gradual rate. This transition is more pleasant than an abrupt change and is less likely to jar if the picture and sound aren't in perfect register. As soon as the first selection is "off the air," the record should be replaced with the next one slated for that player.

About the only way you can correct an error without a complete remake is to use a tape recorder that permits recording to be started after the tape is already moving in the playback mode. If you have such a machine, you can follow film and sound through to the music switchover that comes just before the error. Here you can break in without stopping either tape or film and record properly from there.

Now the film is completed, and you're ready to show it. For screening, all you need, of course, are the projector and the tape recorder. They are set up the same way they were for the recording session, with the projector behind and slightly above the recorder, and with the reflector mounted over the projection lens.

Just as in recording, the projectionist must watch his strobe-frozen stripes and keep the projector in synch with the recorder. However, should he goof, a hasty speedup or slowdown should set things to right.

For extra realism, it's a good idea to plug an extension speaker into your recorder and set it up by the screen. This will give you a real movie theatre effect. If you don't have a speaker but do have a hi-fi set, you can patch your recorder to the amplifier and put the screen near the speaker system of your rig.

The final success of your sound track depends mainly on the music. If you pick the right piece to establish the right mood at the right place, your production will shine.

Making a sound track is a lot of work, but that first showing will be well worth the effort.



This CHRISTMAS  
...an ideal gift  
to give or receive



MODEL 8100 **\$595**  
LIST

Here's a gift that'll bring a hearty "thanks" from any man this Christmas. The Weller Soldering Gun means quick, accurate soldering on scores of jobs—even for the amateur. Ideal for everyone from hobbyists, hi-fi enthusiasts, hams and experimenters to homecrafters for repairs and electrical work.

- Instant heat—no waiting
- Triggermatic control
- Guaranteed for 1 year
- Twin Spotlights
- Over 100 watts
- UL approved

### Ideal companion tools for Christmas

For easy sanding  
WELLER POWER SANDER  
model 700 **\$1695**  
list

For versatile sawing  
WELLER SABRE SAW  
model 800 **\$1995**  
list



ORDER FOR CHRISTMAS  
from your Electronic Parts Distributor

**WELLER ELECTRIC CORP. • EASTON, PA.**

# LEARN RADAR MICROWAVES COMPUTERS TRANSMITTERS CODE • TV • RADIO

Phila. Wireless Technical Institute

1533 Pine St. Philadelphia 2, Penna.

A Non-Profit Corp. Founded in 1908

Write for Free Catalog to Dept. EI 128

Make over 150 Small Computing and Reasoning Machines with

## BRAINIAC®

### A BETTER ELECTRIC BRAIN CONSTRUCTION KIT

ONLY \$17.95—WHY PAY MORE?

EQUALS OUR ORIGINAL GENIAC®

electric brain construction kit (Dec. 1955) PLUS many improvements and additions—over 600 parts including 116 patented wipers so that all switches work well. Instead of covering only 33 machines, BRAINIAC gives full specifications for 151 computing, reasoning, arithmetical, logical, puzzle-solving and game-playing machines—all 33 GENIACS (1955) and 118 BRAINIACS (1956-58). Each machine works on a single flashlight battery—all connections with nuts and bolts—no soldering required. . . . is FUN to make—FUN to use and play with—and TEACHES you something new about computing and reasoning circuits.



ORIGINATED AND PRODUCED EXCLUSIVELY by Berkeley Enterprises. BRAINIAC is the result of 8 years' design and development work with miniature mechanical brains including: Geniac (see "Geniacs: Small Electric Brain Machines and How to Make Them" by E. C. Berkeley, 64 pp., published 1955 by Geniac Project, a partnership with Oliver Garfield discontinued September 1955); Relay Moe (automatic machine playing tit-tat-toe pictured in Life Magazine, March 1956); etc. Berkeley is Author of "Giant Brains or Machines that Think" (Wiley, 1949) and other books & papers; Editor of the magazine "Computers and Automation"; Designer of all the Brainiacs and more than half of the 33 Geniacs (1955); etc.

WHAT CAN YOU MAKE WITH BRAINIAC KIT K 17? LOGIC MACHINES: Syllogism Prover, Intelligence Test, Boolean Algebra Circuits, etc. GAME-PLAYING MACHINES: Tit-Tat-Toe, Nim, Black Match, Wielded Bandit, etc. COMPUTERS: To add, subtract, divide, multiply using decimal or binary numbers; Forty Year Calendar, etc. CRYPTOGRAPHIC MACHINES: Coders and Decoders, Lock with 15,000,000 Combinations, etc. PUZZLE-SOLVING MACHINES: The Missionaries and the Cannibals, Submarine Rescue Chamber, The Uranium Rocket Ship and the Space Pirates, etc. QUIZ MACHINES: History, geography, mathematics, etc. . . . AND MANY MORE!

WHAT COMES WITH YOUR BRAINIAC? Complete descriptions of 151 experiments • Manual of explanation/instruction by E. C. Berkeley • Over 600 pieces including control panel, multiple switch discs, jumpers, improved wipers, bulbs, sockets, wire, etc. • Over 260 circuit diagrams including 46 exact wiring templates • "How to Go from Brainiac and Geniacs to Automatic Computers" by E. C. Berkeley • Claude Shannon's historic 1938 paper "A Symbolic Analysis of Relay & Switching Circuits" • List of references to computer literature • etc. . . .

BRAINIAC KIT (1958 Model) K 17 . . . the kit with limitless possibilities backed by an organization of 10 years standing in the computer field. . . . \$17.95 (For shipment west of Mississippi, add 80c; outside USA, add \$1.00) 7-DAY FULL REFUND GUARANTEE IF NOT SATISFACTORY

MAIL THIS COUPON  
BERKELEY ENTERPRISES, Inc.  
815 Washington St., R167, Newtonville 60, Mass.  
Please send me Brainiac Kit K 17. (Returnable in 7 days for full refund if not satisfactory if in good condition.) I enclose \$\_\_\_\_\_ in full payment.  
My Name and Address are attached.

## Nautilus Under the Pole

Continued from page 39

watch, monitor, and be able to keep the gear and circuits in proper function.

**Ques.** Captain Anderson, exactly how did the Nautilus navigate under the Polar ice cap?

**Ans.** I think my navigator, Lt. Shepherd Jenks sitting here beside me, can answer any detailed questions you may have regarding navigation problems on the trip. Why don't you take over, Mr. Jenks. . . .

**Ques.** Thank you, Captain Anderson. Mister Jenks, as Nautilus' navigator, what would you say were the major electronic problems?

**Ans.** Electronic navigation problems were pretty much solved. We have aboard two separate navigating devices, and of course they are both completely electronic. Our gyro-compasses are a Sperry Mark 19 and a Sperry Mark 23. In addition, we have an electro-magnetic log system to measure our speed through the water. Aside from these relatively conventional devices we've got an inertial navigating system, again completely electronic. This is the North American N-6A equipment. We approached our navigating problem by assuming that each device was entirely independent of the others. Fortunately, both the gyro and the inertial indicated the same solutions, agreeing on our position at all times.

**Ques.** What is the conventional method of navigation?

**Ans.** The primary method of navigating is "dead reckoning"—combining our gyro-compasses with our speed as indicated by the electro-magnetic log—and plotting from our last position to determine our present position. This is the "conventional" system but it's not really conventional, because the equipment we have aboard is highly refined and modified for high latitudes.

**Ques.** Just what kind of modification was necessary for high latitudes?

**Ans.** The compasses have to be modified for compass "settling" characteristics. The north-seeking force becomes less and less as you approach the Pole. When you get to the Pole itself, your compass has zero north-seeking force.

If your compass is no longer north-seeking, you can't use it. But you don't want to jettison all this equipment. So one modification converts the compass to a directional gyro, so that it indicates a straight line rather than true North.

**Ques.** Could you very simply explain how the gyro-compass operates?

**Ans.** A basic gyro-compass is similar to a toy gyro that can be held in your hand. As you rotate your hand under it, it continues to point in one direction at a constant point in space, rather than on earth. That's the gyroscopic principle. As the earth rotates beneath it, it changes only in relation to the earth. So a directional gyro, to be useful, has to be corrected for the rotation of the earth to keep it pointing at the same point on the earth, not the same point in space. This gyro is then refined to make it a north-seeking gyro. As the earth rotates, the gyro platform remains level with respect to space, and appears to "tilt" with respect to earth. This "tilt" is measured by an electrical signal it generates.

**Ques.** Is the Sperry Gyrosyn a refinement of this?

**Ans.** The Gyrosyn, our third compass, was designed for aircraft. Basically, it's a directional gyro-compass with a magnetic feature. The gyro, instead of being oriented to the geographical North Pole, indicates the magnetic North Pole.

**Ques.** If you had this equipment alone, without the inertial guidance system, would you have successfully accomplished navigation under the North Pole?

**Ans.** Yes. When we first made our plans for this trip, we did not have an inertial guidance system aboard. There was none available. They found this N-6A system, and installed it. This system was not made for shipboard operation; it was not designed to run continuously for long periods of time on shipboard and we weren't sure that it would operate properly. We had determined earlier that we could make the trip with our compass installation and dead reckoning. However, we wanted the inertial guidance system to check against the conventional systems. Almost up to the time that we left we weren't sure whether it was going to

**VIDEO ELECTRIC COMPANY says: DOWN WITH RISING COSTS OF ELECTRON TUBES OVER ONE MILLION USED TUBES TO SELECT FROM**

**only 40¢** each FOR ANY **TUBE**

**WE HAVE OVER 1000 USED TV SETS**

At All Times In Our Huge Warehouse Buy one or more of these WORKING TVs to sell or use as your own second set! All sets in GOOD WORKING condition! Your Choice—Console or Table Model!

10" ... \$23.00	17" ... \$46.00
12" ... \$28.00	19" ... \$58.00
14" ... \$33.00	20" ... \$64.00
16" ... \$40.00	21" ... \$72.00
	24" ... \$99.00

When ordering TVs, state whether table model or console is desired. Also, preference on make of set. All TVs sent railway express F.O.B. Newark. On any quantity, WIRE or CALL today!

**\$37.00** PER HUNDRED

**FREE** Bonus Antenna Given with Any TV Set Order!!

**FREE** RCA "Cheater" Cord Given with Any Tube Order of \$7.00 or More!!

Each and every tube is tested by our supplier under actual operating conditions in Radio, FM, Hi-Fi, Industrial Equipment and Television Chassis or Intricate Testing Equipment for Mutual Conductance and Life Test.

Below is a Partial List of Over Three Hundred Popular Types! Write for Free Complete List and Order Blank!

6AV5CT	0A2	3AX4CT	6C5	6L7	7J7	19
6AV6	0B2	3AX4CT	6C6	6N7	7M7	19
6AX4CT	0C4	3AX4CT	6C8	6N7	7M7	19
6AX4CT	1A5CT	3AX4CT	6C9	6N7	7M7	19
6B4C	1B3CT	3AX4CT	6D6	6N7	7M7	19
6B4C	1C1CT	3AX4CT	6E5	6N7	7M7	19
6B4C	1C2CT	3AX4CT	6E6	6N7	7M7	19
6B4C	1C3CT	3AX4CT	6E7	6N7	7M7	19
6B4C	1C4CT	3AX4CT	6E8	6N7	7M7	19
6B4C	1C5CT	3AX4CT	6E9	6N7	7M7	19
6B4C	1C6CT	3AX4CT	6E10	6N7	7M7	19
6B4C	1C7CT	3AX4CT	6E11	6N7	7M7	19
6B4C	1C8CT	3AX4CT	6E12	6N7	7M7	19
6B4C	1C9CT	3AX4CT	6E13	6N7	7M7	19
6B4C	1C10CT	3AX4CT	6E14	6N7	7M7	19
6B4C	1C11CT	3AX4CT	6E15	6N7	7M7	19
6B4C	1C12CT	3AX4CT	6E16	6N7	7M7	19
6B4C	1C13CT	3AX4CT	6E17	6N7	7M7	19
6B4C	1C14CT	3AX4CT	6E18	6N7	7M7	19
6B4C	1C15CT	3AX4CT	6E19	6N7	7M7	19
6B4C	1C16CT	3AX4CT	6E20	6N7	7M7	19
6B4C	1C17CT	3AX4CT	6E21	6N7	7M7	19
6B4C	1C18CT	3AX4CT	6E22	6N7	7M7	19
6B4C	1C19CT	3AX4CT	6E23	6N7	7M7	19
6B4C	1C20CT	3AX4CT	6E24	6N7	7M7	19
6B4C	1C21CT	3AX4CT	6E25	6N7	7M7	19
6B4C	1C22CT	3AX4CT	6E26	6N7	7M7	19
6B4C	1C23CT	3AX4CT	6E27	6N7	7M7	19
6B4C	1C24CT	3AX4CT	6E28	6N7	7M7	19
6B4C	1C25CT	3AX4CT	6E29	6N7	7M7	19
6B4C	1C26CT	3AX4CT	6E30	6N7	7M7	19
6B4C	1C27CT	3AX4CT	6E31	6N7	7M7	19
6B4C	1C28CT	3AX4CT	6E32	6N7	7M7	19
6B4C	1C29CT	3AX4CT	6E33	6N7	7M7	19
6B4C	1C30CT	3AX4CT	6E34	6N7	7M7	19
6B4C	1C31CT	3AX4CT	6E35	6N7	7M7	19
6B4C	1C32CT	3AX4CT	6E36	6N7	7M7	19
6B4C	1C33CT	3AX4CT	6E37	6N7	7M7	19
6B4C	1C34CT	3AX4CT	6E38	6N7	7M7	19
6B4C	1C35CT	3AX4CT	6E39	6N7	7M7	19
6B4C	1C36CT	3AX4CT	6E40	6N7	7M7	19
6B4C	1C37CT	3AX4CT	6E41	6N7	7M7	19
6B4C	1C38CT	3AX4CT	6E42	6N7	7M7	19
6B4C	1C39CT	3AX4CT	6E43	6N7	7M7	19
6B4C	1C40CT	3AX4CT	6E44	6N7	7M7	19
6B4C	1C41CT	3AX4CT	6E45	6N7	7M7	19
6B4C	1C42CT	3AX4CT	6E46	6N7	7M7	19
6B4C	1C43CT	3AX4CT	6E47	6N7	7M7	19
6B4C	1C44CT	3AX4CT	6E48	6N7	7M7	19
6B4C	1C45CT	3AX4CT	6E49	6N7	7M7	19
6B4C	1C46CT	3AX4CT	6E50	6N7	7M7	19
6B4C	1C47CT	3AX4CT	6E51	6N7	7M7	19
6B4C	1C48CT	3AX4CT	6E52	6N7	7M7	19
6B4C	1C49CT	3AX4CT	6E53	6N7	7M7	19
6B4C	1C50CT	3AX4CT	6E54	6N7	7M7	19
6B4C	1C51CT	3AX4CT	6E55	6N7	7M7	19
6B4C	1C52CT	3AX4CT	6E56	6N7	7M7	19
6B4C	1C53CT	3AX4CT	6E57	6N7	7M7	19
6B4C	1C54CT	3AX4CT	6E58	6N7	7M7	19
6B4C	1C55CT	3AX4CT	6E59	6N7	7M7	19
6B4C	1C56CT	3AX4CT	6E60	6N7	7M7	19
6B4C	1C57CT	3AX4CT	6E61	6N7	7M7	19
6B4C	1C58CT	3AX4CT	6E62	6N7	7M7	19
6B4C	1C59CT	3AX4CT	6E63	6N7	7M7	19
6B4C	1C60CT	3AX4CT	6E64	6N7	7M7	19
6B4C	1C61CT	3AX4CT	6E65	6N7	7M7	19
6B4C	1C62CT	3AX4CT	6E66	6N7	7M7	19
6B4C	1C63CT	3AX4CT	6E67	6N7	7M7	19
6B4C	1C64CT	3AX4CT	6E68	6N7	7M7	19
6B4C	1C65CT	3AX4CT	6E69	6N7	7M7	19
6B4C	1C66CT	3AX4CT	6E70	6N7	7M7	19
6B4C	1C67CT	3AX4CT	6E71	6N7	7M7	19
6B4C	1C68CT	3AX4CT	6E72	6N7	7M7	19
6B4C	1C69CT	3AX4CT	6E73	6N7	7M7	19
6B4C	1C70CT	3AX4CT	6E74	6N7	7M7	19
6B4C	1C71CT	3AX4CT	6E75	6N7	7M7	19
6B4C	1C72CT	3AX4CT	6E76	6N7	7M7	19
6B4C	1C73CT	3AX4CT	6E77	6N7	7M7	19
6B4C	1C74CT	3AX4CT	6E78	6N7	7M7	19
6B4C	1C75CT	3AX4CT	6E79	6N7	7M7	19
6B4C	1C76CT	3AX4CT	6E80	6N7	7M7	19
6B4C	1C77CT	3AX4CT	6E81	6N7	7M7	19
6B4C	1C78CT	3AX4CT	6E82	6N7	7M7	19
6B4C	1C79CT	3AX4CT	6E83	6N7	7M7	19
6B4C	1C80CT	3AX4CT	6E84	6N7	7M7	19
6B4C	1C81CT	3AX4CT	6E85	6N7	7M7	19
6B4C	1C82CT	3AX4CT	6E86	6N7	7M7	19
6B4C	1C83CT	3AX4CT	6E87	6N7	7M7	19
6B4C	1C84CT	3AX4CT	6E88	6N7	7M7	19
6B4C	1C85CT	3AX4CT	6E89	6N7	7M7	19
6B4C	1C86CT	3AX4CT	6E90	6N7	7M7	19
6B4C	1C87CT	3AX4CT	6E91	6N7	7M7	19
6B4C	1C88CT	3AX4CT	6E92	6N7	7M7	19
6B4C	1C89CT	3AX4CT	6E93	6N7	7M7	19
6B4C	1C90CT	3AX4CT	6E94	6N7	7M7	19
6B4C	1C91CT	3AX4CT	6E95	6N7	7M7	19
6B4C	1C92CT	3AX4CT	6E96	6N7	7M7	19
6B4C	1C93CT	3AX4CT	6E97	6N7	7M7	19
6B4C	1C94CT	3AX4CT	6E98	6N7	7M7	19
6B4C	1C95CT	3AX4CT	6E99	6N7	7M7	19
6B4C	1C96CT	3AX4CT	6E100	6N7	7M7	19

SEND for our FREE complete TUBE & PARTS LIST and order blank.

THE TUBES ADVERTISED HEREIN ARE NOT NECESSARILY NEW TUBES BUT MAY BE ELECTRICALLY PERFECT FACTORY SECONDS OR USED TUBES AND ARE SO MARKED.

**GUARANTEE:** We guarantee to replace FREE for one (1) year any tube purchased from us which fails to function efficiently under actual operating conditions. Refunds will be made promptly for any defective merchandise within 5 days of receipt.

**VIDEO**

FREE POSTAGE in U.S.A. and Territories on orders over \$5.00. 25¢ handling charge on orders under \$5.00. 25% deposit required on C.O.D.'s. Please send approximate postage or freight on Canadian and foreign orders. Subject to prior sale.

Phone **Humboldt 4.9348**

**VIDEO ELECTRIC COMPANY**  
9-15 Sixth St., Harrison, N. J.

**THIS CAN BE YOU**  
 earning up to  
**\$25,000 a year**



here is an amazing  
 new **BUSINESS**  
 OPPORTUNITY for you ...

**Self-service tube testers do all the work for you ...  
 just collect your profits once a week**

A basic principle for making money is to have something work for you, rather than you yourself do the work. As an operator of a **FAST-CHECK SELF SERVICE TUBE TESTER** route you can be the proud owner of a solid fast-growing business ... earning money for you while you take life easy. Business can be operated from home and during spare time. All you do is make calls once a week to restock testers and collect profits.

**No selling required**

Century's self-service tube testers check and sell TV and radio tubes automatically 12 hours a day—7 days a week. Consumers do their own testing and defective tubes are replaced on the spot for highly profitable sales. You place testers and tube stock in stores on consignment ... and each one can net up to \$1000 a year.

**Retail stores welcome self-service testers**

Drug stores, luncheonettes, supermarkets, candy stores, hobby stores, etc. welcome having a tube tester placed in their store because of the extra traffic it attracts and the commission they earn.

**FREE booklet tells all about this booming business**

If you are interested in starting a lifetime business, then **ACT NOW** and send for **FREE** booklet to convince yourself that this is today's greatest business opportunity.

**DON'T DELAY ... MAIL COUPON TODAY**

**CENTURY ELECTRONICS CO., INC.**

Dept. J-12, 111 Roosevelt Ave., Mineola, N. Y.

Please send me **FREE** booklet and particulars about setting-up a self-service tube tester route.

Name .....

Address .....

City .....

State .....

America's best **TWO-IN-ONE** magazine!

best in how-to-do

best in science

read

**MECHANIX  
 ILLUSTRATED**

25¢ at all newsstands

give answers or not, but it did operate perfectly. If one gyro system had failed the inertial system would have been real handy. It gave us a lot more confidence in our position, especially when we were under the North Pole.

**Ques.** *Is the inertial guidance system pre-set before the trip?*

**Ans.** The system is basically a gyroscopically controlled stable "platform," level in relation to the earth, with a central axis pointing to the earth's center of gravity. The system is capable of measuring the angle between the spin-axis of the earth, and its own Z-axis. This angle is closely related to latitude. The system is not capable of measuring longitude; it is only capable of measuring *changes* in longitude. So, the typical operation would be to set it up alongside the dock, a known position. It then calculates its own latitude. Setting in the longitude of the starting point, it will continually measure changes in longitude and, through a digital computer, it gives a continuous reading of ship's position.

**Ques.** *Is there any way of navigating by the stars from under the Polar ice cap?*

**Ans.** No. Not while you're under the ice. If you can find a hole in the ice, you can surface, or put up the periscope, and get a celestial fix.

**Ques.** *How do you get a celestial fix while you are submerged through your periscope alone?*

**Ans.** Our installation is called "SCAR" for "Submarine Celestial Altitude Recorder." Basically, it measures the altitude of a known star sighted through the periscope; at the same time, from a stable platform, it measures the pitch or roll of the ship at the moment of sighting the star. Combining these you get the true altitude of the star, and you just check your navigational tables to get your celestial fix.

**Ques.** *Is this picture of what the periscope "sees" recorded automatically?*

**Ans.** I have a push-button on the scope and as the star crosses the hairline of the scope, I push the button. Altitude and time are automatically recorded for me as the celestial body crosses the hairline. There are a couple of things that look promising for getting a true navigational position from

underneath the ice. For instance, once we get complete, accurate sounding information and find out where all the hills and valleys and peaks are in the Arctic Ocean floor, we can then navigate by using them for check points and fixes. We are working on this right now. Another possibility is to set off an explosion at a fixed shore station at a fixed time, and have sound equipment aboard ship to measure the time it takes to receive the shock waves. This will enable us to get a range and a bearing from the point of the explosion.

**Ques.** Another method of navigation is getting a "loran" radio fix, which is very accurate in some oceans. Can we assume it is unreliable up near the Polar ice cap, even if you did get into an open water ice-lead?

**Ans.** Yes. Communications in Arctic regions always have been poor because of atmospheric disturbances close to the magnetic pole. Continual daylight and continual darkness in different seasons, frequent cloudiness, the Aurora Borealis, all tend to make radio communications basically unreliable. There is no usable loran up there today. There are some radio direction finding stations for aircraft, but those are not very reliable. I believe that if we are to have submarines operating up there, that we'll need communications reliability, whether for navigation or for normal communications. It's just a matter of a little more research to find out what is the best equipment.

**Ques.** One of the missions of some atomic submarines is developing the capability to launch guided missiles such as the Polaris. Submarines can be undetected missile-launching platforms. With the inertial guidance system and existing compasses, do you feel that you could navigate with the extreme accuracy necessary to a spot from which you could launch a missile?

**Ans.** I think you can draw your own conclusions from the fact that we and the Skate were able to navigate across the Pole without getting lost.

**Ques.** Could conventional, non-atomic submarines be able to navigate under the Pole?

**Ans.** Nuclear power is the one thing that made this trip possible. Without it we would never have been able to do

# Convert your phonograph to STEREO

## with FANON LOW-COST CONVERSION KITS

- \* Adapts Phonograph for Hi-Fi Stereo and Monaural.
- \* Improves Sound Quality of Monaural Recordings.
- \* Second Amplifier-Speaker System Adds Depth.

Bring your high fidelity record player (any make) up to date to play the new stereophonic records as well as standard monaural recordings with new depth and exciting realism.

It's easy . . . inexpensive . . . and simple to install! These new Fanon Conversion Kits offer you top fidelity for the most economical changeover today. The speaker-amplifier units alone can be used with your tape recorder, tuner, etc. for fuller, richer tone quality. See them now . . . You get more for your dollar with Fanon quality Sound.



### FANON STK-4

Smartly styled cabinet with high fidelity three tube amplifier and two 4" phased speakers. Separate bass, treble and volume controls. Kit includes Hi-Fi ceramic stereo turnover cartridge, phono jack and mounting accessories. 15 ft. of extension cable included. Tu-tone fashion-fabric covered.

ONLY \$39.95 List

ST-4 Same speaker-amplifier unit as above less cartridge and accessories. \$31.95 List.

### FANON STK-10

Rich, high fidelity 5-tube (push-pull) amplifier with one 8" woofer and one 3" tweeter in magnificent hand-rubbed mahogany cabinet. Separate bass, treble and volume controls. Hi-Fi ceramic turnover cartridge, phono jack and accessories plus 15 ft. of extension cable included in kit.



ONLY \$59.95 List. In blond or walnut, \$61.95.

ST-10 Same as above less cartridge, accessories, etc. \$51.95 List

### FANON STK-5

Same amplifier and speaker components as STK-10 but in handsome fashion fabric tu-tone cabinet. Cartridge, accessories and 15 ft. cable included. ONLY \$49.95 List

ST-5 Same as above, less cartridge, accessories, etc. \$41.95 List

See the complete line of FANON Stereo Systems and Conversion Kits at your local Hi-Fi Distributor.

# FANON

**ELECTRIC CO. INC.**  
98 Berriman Street  
Brooklyn, N. Y.

All prices slightly higher in western states!

it. The main thing that nuclear power gives us is the ability to stay submerged for long periods of time. Also, there is no surface roll or pitch and consequently our navigational equipment has an extremely stable platform. That's one of the main reasons why our gyros operate so well.

**Ques.** *If a young man wanted to make a career in nuclear subs, what would you say would be the most important educational preparation he can make?*

**Ans.** Build up a good scientific background while he's in high school, primarily in mathematics. I think that mathematics and physics are all important.

**Ques.** *To what extent are the men in charge of the nuclear power plant electronics engineers?*

**Ans.** In charge of the plant are officers who have been trained in nuclear propulsion, reactor theory, reactor hazards. The reactor operator is an electronics technician or an inter-communications man with a heavy electronics background. These are the men

who actually control the reactor and watch the instrumentation. The reactor is entirely electronically controlled, and the electronics technicians are schooled both practically and theoretically in reactor control. They not only operate all the circuits, but also do all the maintenance work.

**Ques.** *In all your electronic equipment, to what extent have transistors been used?*

**Ans.** Most of our electronic equipment still uses vacuum tubes or magnetic amplifiers. However, there are transistors in much of it. In the inertial navigation system there are quite a few.

**Ques.** *One last question—in so far as Arctic operations are concerned, what is the immediate goal for submarines such as the Nautilus?*

**Ans.** We are going to work toward year-round operation. We've only operated our submarines up there in the summertime, but we can see nothing that is going to keep us from achieving a goal of year-round operation.

**Ques.** *Thank you, Lt. Jenks . . . and Captain Anderson.*

## ASSEMBLE YOUR OWN WALKIE-TALKIE RADIOPHONES

### General specifications applying to all models:

Highest quality workmanship and materials, silver plated coils above 50MC., ceramic capacitors and advanced design assures maximum performance with the longest battery life. Sensitive receivers can detect signals as small as one microvolt and feature automatic volume control and noise clipping. Transmitters use high level amplitude modulation, have a power input of one watt to the R.F. stage and will radiate a signal for 1 to 5 miles (depending on elevation and obstructions) using antennas supplied. Up to 40 miles have been reported by some of our customers when communicating with stations having directional beam antennas. Radiophones can be used singularly to communicate with fixed stations or two or more to communicate with each other providing they are for the same frequency band. Fully portable, no external connections needed. Uses standard radio and flashlight batteries available at your local store. Total weight of completed unit including all accessories is less than 5½ lbs.


**Model TC-144.** Meets F.C.C. requirements for general class amateur license. No minimum age requirement. Variable frequency transmitter circuit. Tunes from 144 to 148 mc. Wired, tested and guaranteed electronic chassis complete with two high frequency triodes (3A5) .....\$7.98

**Model TR-144.** Similar to above but with independently tuned receiver and transmitter circuits, using 4 high frequency triodes (2-3A5's). Permits receiving frequency to be changed without affecting transmitting frequency .....\$11.98

**Model TRX-144-A.** Crystal controlled transmitter for maximum stability. Variable frequency receiver with R.F. stage, tunable from 144 to 148 MC and transistorized audio booster stage for extra loud reception. Wired, tested and guaranteed chassis complete with six high frequency triodes, one pentode and transistor meets F.C.C. requirements for general and novice class amateur licenses, as well as civil defense and other special services. ....\$24.98

**Model TRX-50-A.** Similar to above except tunes 50 to 54 MC and uses six high frequency triodes and one transistor. ....\$18.98

**Model TRX-28-A.** Similar to above except tunes 28 to 30 MC. \$18.98



for as little as

**\$7.98**

plus accessories

**NOW 5 MODELS TO CHOOSE FROM IMPROVED CIRCUITS GREATER POWER TRANSISTORIZED**

The following accessories are required to complete the walkie-talkie as illustrated, in addition to one of the chassis listed at left. Strong 16 gauge 8" x 5" x 3" aluminum case satin etched and anodized with all holes punched for quick assembly. Heavy duty battery holders with phosphor-bronze contacts, battery switch, telephone handset cradle, retractable coiled cord, adjustable shoulder strap, 18" or 24" antenna with loading coil (depending on frequency) and necessary hardware. All above accessories for only .....\$9.98

Western Electric telephone handset with push-to-talk switch .....\$6.98  
Input and output impedance matching transformers for the above handset. Both for .....\$1.98

Very active quartz transmitting crystal for models TRX-144-A, TRX-50-A and TRX-28-A ground to .01% of your desired frequency and hermetically sealed .....\$3.98

New transistorized power converter, completely eliminates "B" batteries. Fits in same spare. Pays for itself in the long run. Operates from low cost flashlight cells available everywhere. Complete, ready to operate only .....\$24.98

**How to Order:** If your dealer cannot supply you with our products you may order direct from our factory by checking each item desired and ADD 5% of total for postage and insurance. Orders not paid in full will be sent COD for the balance due. COD orders must include \$3.00 deposit. All orders immediately acknowledged. Dealer inquiries invited.

FREE power output indicator kit with each order over \$20.00.

## SPRINGFIELD ENTERPRISES

Manufacturing division

Box 54-EL12, Springfield Gardens 13, N. Y.

## Secrets of Life

Continued from page 39

rules of admission or rejection to the signals, measures the nuclear size and optical density of the cells, and distinguishes between signals arising from normal and suspect cells. A high intensity cathode ray tube and oscillograph camera make recordings of the nuclear measurements. All computations are completed and recorded in less than one-fifth of a millisecond.

The National Institute of Health again turned to electronics with a scintillation counter designed to measure the amounts of food used by certain cells or parts of cells. It is known that viruses steal food from healthy cells. If medical scientists can find out which part of the food is stolen, they may be able to starve invading viruses without greatly damaging healthy cells.

In this connection researchers have developed balanced feeding fluids of amino acids (from which proteins are derived) to grow certain cells into sheets of living tissue. Viruses can be grown on these tissues. To study cell nutrition, the scientists make one element of the cell food radioactive and the cells absorb this radioactivity as they feed.

Measured portions of the cell material, along with the viruses, are then placed on discs which are fed one at a time into a chamber of ionizing gas (stable atmosphere). The scintillation counter then goes to work. The radioactive particles are not stable and yield impulses as they disintegrate. These impulses are picked up by the scintillation counter, greatly amplified, and then made to activate visible dials which indicate the different rates of disintegration for different samples. Thus researchers learn how much of the radioactive nutrient has been used by the cell for food, and how much has been stolen by the virus.

Through cell study and the resulting improved methods of disease prevention, diagnosis and treatment, you will probably have more years of life as well as a better life. And you can be sure that electronics will have played a big part in your good fortune.

See the Stars, Moon, Planets Close Up!



### 3" ASTRONOMICAL REFLECTING TELESCOPE

60 to 160 Power—An Unusual Buy!

FAMOUS MT. PALOMAR TYPE!

Assembled—ready to use! You'll see the Rings of Saturn, the fascinating planet Mars, huge craters on the Moon, Star Clusters, Moons of Jupiter in detail. Galaxies! Equatorial mount with lock on both axes. Aluminized with overcoated 3" diameter highspeed f/10 mirror. Telescope comes equipped with a 60X eyepiece and a mounted Barlow Lens, giving you 60 to 160 power. An Optical Finder Telescope, always so essential, is also included. Sturdy hardwood, portable tripod.

Free with scope: Valuable STAR CHART and 272 page "Astronomy Book."

Stock No. 85,050-EB \$29.95 Postpaid  
Send check or M.O.—money back guarantee.



### NEW! STATIC ELECTRICITY GENERATOR

See a thrilling spark display as you set off a miniature bolt of lightning. Absolutely safe and harmless. Stands 14" high. Turn the handle and two 9" plastic discs rotate in opposite directions. Metal collector brushes pick up the static electricity, store it in the Leyden jar type condenser until discharged by the jumping spark. Countless tricks and experiments. 24 page instruction booklet included.

Stock No. 70,070-EB \$10.95 Postpaid  
Send Check or M.O. Money-Back Guarantee.

### SPECIAL! SPECIAL! INFRARED 1P25A IMAGE TUBE

Stock No. 70,127-EB \$9.95 postpd.  
Send Check or M.O. Money-Back Guarantee.

### WRITE FOR FREE CATALOG "EB"!

Complete Line of Astronomical Telescope Parts and Assembled Telescopes, Satellite-telescopes. Also huge selection of lenses, prisms, war surplus optical instruments, parts and accessories. Telescopes, microscopes, binoculars, etc. Request Catalog "EB"!



ORDER BY STOCK NUMBER. SEND PRICE OR MONEY ORDER. SATISFACTION GUARANTEED!  
**EDMUND SCIENTIFIC CO., BARRINGTON, N. J.**

## ELECTRONIC COMPUTERS



Learn to operate MICROLOG, within hours! A complete analog computer, ready-built, to solve algebra, calculus and advanced equations. Enroll in course 3C, practical Computers by sending only \$26.40 down and then \$14.40 for six months. You receive 15 lessons, plans, one minilog, instructions and the diploma (upon completion of the course).

- C14** Computer Master, 50 lessons, in relay, digital and analog computers. Engineering projects (digital voltmeter, automation design) \$22.50 down and then \$12.00 for six months.
- C8** Logic, 10 lessons and 300 page textbook. Self study, answers included \$8.50 complete. Study logic algebra (analyze tic tac toe, farmer with goose, fox and corn, etc., scientifically) computer language.
- C1** Elementary Relay Computers, 7 lessons to show theory and circuits. Plans for construction of small brain included. Complete at \$12.50.

Our complete catalog will show courses in computers, automation, electronics and robots. Kits for construction of computers, starting at **\$38.50**

### EBEX SCHOOL

Division of Electronic Brain Enterprises Inc.  
1015 Atkin Ave., Salt Lake City 6, Utah

Enroll me in course.....

Send information on.....

Name .....

Address .....

send for free catalog

# ELECTRONICS ILLUSTRATED

## Classified Ads

Your advertisement can reach this mail-buying audience for only 25¢ per word . . . payable in advance (Check or M.O. please) . . . minimum 10 words. Copy to be inserted in January issue must be in the office October 20th. Mail to ELECTRONICS ILLUSTRATED, 67 West 44th St., New York 36, N. Y. Word count: Zone number free. Figure one word: Name of state (New Jersey), name of city (New York); sets of characters as in key (I4-D); also abbreviations as 35MM, 8x10, D.C., A.C.

### SAVE MONEY • ORDER BY MAIL

#### • • • FOR SALE

**MONEY SAVING** Prices on tubes. TV, Radio, Transmitting and Industrial Types. New, 1st quality, guaranteed. Top name brands only. Government surplus and commercial test, lab and communications equipment in stock. Sell us your excess tubes and equipment. Unused, clean tubes of all types wanted. Send specific details in first letter. Write for "Green Sheet" catalog 25¢. Barry Electronics Corp., 512 Broadway, Dept. EL, WA 5-7000, New York 12, N. Y.

**NEON WINDOW** signs, borders, trim. Any size, shape, color. Write Murray Neon, 217 North Poplar Street, Dept. EL-4, Elizabethtown, Penna.

**15 ASSORTED COMIC** business cards. Ideal pin ups for home or shop. Only 25¢. Goodrich Press, Box 4917, Station B, Columbus 2, Ohio.

**RING-VALVE JOB** while driving, \$6.00. Literature. Motalay, Grantham 6, Penna.

#### • • • BUSINESS OPPORTUNITIES

**MAKE YOUR** Knowledge Of Electronics pay big dividends. Sell Merlin Electronic Garage Door Operators. Work from your own home. Make \$50.00 to \$75.00 on each sale. M. J. Fitzgerald Co., 2815 W. Vliet, Milwaukee 6, Wisc.

**VENDING MACHINES**—No selling. Operate a route of coin machines and earn high profits. 32-page catalog free! Parkway Machine Corp., Dept. 33, 715 Ensor St., Baltimore 2, Md.

**CASH FROM** Sawdust, Tin-Cans, Newspapers. Over 200 methods. Instructions \$1.00. Charles Company, I2-XPG, Norwood, Ohio.

**\$30-\$60 WEEKLY** ADDRESSING envelopes at home. Instructions \$1, refundable. Reiss, 210 Fifth Ave., Suite 1102-El, New York 10.

**HOUSEWIVES, OTHERS.** \$30-\$100 weekly sparetime assembling rockhound jewelry. Vikingcraft H, Inglewood 4, Calif.

**FREE "FRANCHISE Profit Letter"** describes nationwide opportunities. Exclusive distributorships, dealerships, agency operations. Write today. National Franchise Reports, El-528, 333 North Michigan, Chicago 1.

**MAIL TRADE** Magazine has moneymaking opportunities galore. Sample 25¢. Donovan, 79-E Greenbelt, Levittown, N. Y.

**PROFITABLE OPERATIVE** mail order business. Write! Heritage, 210-El12 Fifth Avenue, New York 10, N. Y.

**MAKE MONEY** mailing. Literature Free. 8007-E SE 65th Ave., Portland 6 Ore.

**TURN SPARETIME** into cash at home!! Free tips! D. Merrill Histand, Hatfield, Penna.

**WE PAY \$3.50 lb.** dried. Grow mushrooms. Cellar, shed and outdoors. Spare, full time, year round. We have 27,000 customers. Free book. Washington Mushroom Ind., Dept. 315, 2954 Admiral Way, Seattle, Wash.

**CLOSE-OUTS, JOBLOTS, Bargains.** 50¢ brings 2000 item catalog plus free \$1.00 merchandise certificate. Martin, Box 4452, El Paso, Texas.

#### • • • EMPLOYMENT OPPORTUNITIES

**COPYRIGHTED REPORTS.** Best paying jobs with travel, adventure, promotions. Construction, aviation, shipping, oilfields, laborers, clerical, trades, supervisory, factory, unusual opportunities. Skilled — unskilled. Foreign — stateside. Men-Women. Only \$2.00 (\$2.25 Airmail) (COD'S Accepted), including registration-advisory service. Satisfaction guaranteed. Included free: Special reports on Alaska—Venezuela—South American opportunities—husband & wife foreign jobs. Research Services, Suite 514-El, Meramec Building, St. Louis 5, Mo.

**HOMEWORKERS!** \$130 MONTHLY possible sorting our product. Numisales, 328-F Eleventh, West Bend, Wisc.

**PRINTING - ADVERTISING SALESMEN.** Excellent moneymaking sideline selling Decalcomania Name Plates. Advertising Specialties. Sign letters, Automobile initials. Free Samples. "Ralco"-El, Box L, Boston 19, Mass.

**HIGH EARNINGS** in electronic, electro-mechanical drafting, designing. Degree unnecessary. Technical Guidance, Box 1653, Boston 5, Mass.

**JOB'S—HIGH Pay;** USA, So. America, The Islands. All trades. Many companies pay fare. Write Dept. 725, National Employment Information, 1020 Broad, Newark, N. J.

**GUARANTEED HOMEWORK!** Cash Commissions! Free Outfits! Hirsch, 1301-25 Hoe, New York City 59.

#### • • • AGENTS WANTED

**MAKE MONEY** selling ties, tie and kerchief sets. Big profits. Philip's Neckwear, 20-N West 22nd, New York.

**GOLDMINE** OF 600 money makers. Free copy. Specialty Salesman Magazine, Desk El, 307 N. Michigan, Chicago, Ill.

**MAGAZINE SUBSCRIPTIONS** — Highest Commissions. Bonus. Qualified Agency, 451RE Kingston, Brooklyn 25, N. Y.

#### • • • HI-FI

**HI-FI, RADIO,** and other electronic kits assembled. Write Bill Harris, Harbor Hills, Hebron, Ohio, for free details.

**PHONOGRAPH RECORDS** cheap, postpaid. Catalogue. Paramount, Box 242-E, Williamsport, Penna.

**TRANSISTORIZED POCKET** Stereophonic Radio, AM-FM Short Wave. Information. Send stamped self-addressed envelope. Ekeradio, 650 N. Fair Oaks, Pasadena, Calif.

#### • • • TAPE RECORDERS

**THE AMAZING** Electronic Educator offers exciting new concept in education. Free details. Sleep-Learning Research Association, Box 24-El, Olympia, Wash.

#### • • • RADIO & TV

**WE BELIEVE** we have the most interesting illustrated catalog of Government surplus electronics, parabolic reflectors, sniperscopes, mine detectors, receivers, transmitters, and just plain junk. Absolutely crazy prices. Send 10¢ for our fantastic, amazing, surplus electronic catalog and get ready to spend your money on our junk. Meshna, 580a Lynn, Malden 48, Mass.

**TRANSISTORIZED POCKET** Stereophonic Radio, AM-FM Short Wave. Information. Send stamped self-addressed envelope. Ekeradio, 650 N. Fair Oaks, Pasadena, Calif.

**DIAGRAMS FOR** repairing radios, amplifiers, \$1.00; television \$2.00. Give make, model. Diagram Service, Box 672-El, Hartford 1, Conn.

**"15 TESTED ONE-TUBE** Circuits," Transistor experiments and catalog—25¢. Laboratories, 1131-K Valota, Redwood City, Calif.

#### • • • EDUCATION & INSTRUCTION

**ENGINEERING DEGREES, EE** Option Electronics earned through Home Study. Residence classes also available. Pacific International University, Colleges of Engineering, Physics and Business Administration. 5719-E, Santa Monica Boulevard, Hollywood 38, Calif.

**COMPLETE YOUR** High School at home in spare time with 61-year-old school. Texts furnished. No classes. Diploma. Information booklet free. American School, Dept. X937, Drexel at 58th, Chicago 37, Ill.

**ATOMIC ENERGY** Career—Home study, small monthly cost. Organize school club, 50¢ weekly per member. Atomic Energy Institute, (Signal Mtn. 2.) Tenn.

**USED CORRESPONDENCE** Courses and Books sold and rented. Money back guarantee. Catalog free. (Courses Bought.) Lee Mountain, Pisgah, Ala.

**FINISH HIGH** School at home, spare time. No classes. Diploma awarded. Write for Free catalog. Wayne School, Catalog HJB-1, 2527 Sheffield, Chicago 14.



**THRILLING ENTERTAINMENT.** Success Home Study Courses. Amazing professional popular piano. Rapid songwriting course. Special personality courses. Free booklet. Weidner System, 423 E. 7th St., Boston 27, Mass.

**LEARN WHILE ASLEEP.** Exciting details free. Sleep-Learning Research Association, Box 24-EI, Olympia, Wash.

• • • **ELECTRICAL SUPPLIES & EQUIPMENT**

**BOOK 200 ELECTRIC** stunts \$1.00. DeCutting, 26278 Arastradero, Los Altos, Calif.

**APPLIANCE PARTS** Wholesale, catalogue 25¢. Simelco, 26 South 20 St., Birmingham 3, Ala.

**ELECTRIC PENCIL:** Engraves all Metals, \$2.00. Beyer Mfg., 10511-EI Springfield, Chicago 43.

• • • **PLASTICS**

**PLASTICS! NEW,** do-it-yourself Casting and Molding materials. Crystal Clear for Embedding Specimens. Ivory, Ebony, Marble, and Colors for Jewelry, Novelties and Industrial Castings. Send 25¢ for Instructive, Illustrated Catalog listing over 200 materials and accessories. Castacraft Corp., Dept. E-11, P.O. Box 555, Palo Alto, Calif.

• • • **INVENTIONS & INVENTORS**

**INVENTIONS WANTED** for manufacturers. Free details. Write Allen, 712 Davis Bldg., Dallas 2, Texas, Dept. J.

• • • **MISCELLANEOUS**

**DON'T BE Pushed Around.** Win Any Fight. Lightning Jiu-Jitsu Defeats Bullies. Completely Illustrated Only \$1.00. C. B. Dudley, Athens, Ga.

**BUY MERCHANDISE** at wholesale prices. Cars at \$600.00 to \$800.00 off selling price, household items. Send \$5.00 for more information, catalog, and territory application. F. & M. Greeting Card & Gift Sales, 2517 South Harding, Chicago 23, Ill., Dept. FM-06.

**1000 NAME AND Address Labels** in reusable plastic case only \$1. Your name and address beautifully printed on quality gummed paper. Whiteman, Box 6, Boston 1, Mass.

**PENNY PRINTING,** Letterheads, Envelopes, penny each. Minimum 50. 109 North Adams, Burlington, Iowa.

**FREE CATALOG,** postpaid printing, rubber stamps. DM Press, Sebastopol, Calif.

• • • **STAMPS & COINS**

**BEAUTIFUL STAMP** albums and stamps. Send 20¢ for catalogue. New-Way Stamp, Lawrence 8, Mass.

**UNITED NATIONS.** Five different 10¢. Approvals. Anderson, 1112 Harrison, San Francisco 3, Calif.

**INDIAN CENT** plus Bargain Lists 10¢. Hutchinson's, Box 4747, Philadelphia 34, Penna.

**JOIN "COINS OF The Year"** Club. Members receive coin sets yearly, albums, pages. Numismatic information, benefits unlimited. Box 376, Magnolia, Ark.

**COMPASSIONATE CHRIST** set 15¢. Approvals. Barricks, 1600 Seward, Detroit 6, Mich.

**FREE POSTAL Zoo!** U. S., Australian Animal Stamps. Approvals. Barnes, 920 SW 28, Oklahoma City 9, Okla.

**UNITED STATES** and Foreign Money. 20 different coins and bills only \$1.00. Roush, 51 Chestnut, Mansfield, Ohio.

**TERRIFIC U.S. Price List Free!** Bailey, 45 Bromfield, Boston 8-X, Mass.

**HONDURAS, AUSTRIA, Finland, Switzerland's Coins.** All 10¢. Jolie, Roslyn Heights, N. Y.

**200 DIFFERENT ARGENTINA,** \$1.00, approvals. Doc Shoefelt, 259 Tower, Mansfield, Ohio.

**1000 DIFFERENT WORLDWIDE** with approvals only. A. B. Jacobsen, Crompond, N. Y.

**500 FINE MIXED U.S. 15¢.** Wright, 201-R Mealey, Hagerstown, Md.

• • • **DETECTIVES**

**DETECTIVES—WORK Home—Travel.** Experience unnecessary. Detective Particulars free. Write, Wagner, 8-125 West 86th, New York 24.

• • • **MUSIC**

**POEMS WANTED** for musical setting and recording by America's Largest Song Studio. Send poems. Free examination. Five Star Music Masters, 200 Beacon Building, Boston.

**SONGPOEMS AND Lyrics Wanted!** Mail to: Tin Pan Alley, Inc., 1650 Broadway, New York 19, N. Y.

## A Child's Radiophone

Continued from page 59

through a section of flexible black tubing.

Remove the bell in the phone and use the dial as the tuning knob for the receiver. Modify this dial by cutting its shaft short and drilling a slightly undersized hole to fit the tuning capacitor's shaft.

C1 is mounted on a small metal bracket under the dial. The exact shape and size of the bracket, as well as its material, are unimportant. Use aluminum, steel, or brass, mounting the bracket with two or more machine screws and hex nuts. Depending on the bracket used, you may have to shorten C1's shaft to insure that the dial fits in a normal position. Cut off excess shaft length with a hacksaw, taking care not to injure the capacitor and making sure that no metal filings drop between its plates. With the tuning capacitor mounted, force the rotary dial over its shaft, applying a drop of general purpose household cement to secure in

place. Finally, install the external antenna jack (J3) at the rear of the base.

Pass the free end of the handset cable through the hole in the telephone's base and secure in place by tying a knot in its end or by using a cable clamp. Install the transistors (TR1 and TR2) and the diode (D) in the receiver and mount the chassis in the base using small "L" brackets, spacers, and machine screws and nuts. Make sure that the battery holder can be reached easily.

Connect a pair of leads from the receiver chassis to C1 (previously mounted in the base) and the external antenna lead to J3. Complete the wiring by connecting the handset cable leads to appropriate terminals on the chassis.

With the assembly completed and final connections made and checked, install the batteries. Place the "Radiophone" in a normal upright position and hold the handset to your ear as you would a conventional telephone. Adjust the rotary dial to tune in different stations. If in a weak signal area, you may have to connect an external antenna to J3 for satisfactory pickup.

# NO OTHER TUBE TESTER MADE- AT ANY PRICE - can MATCH the VALUE of the CENTURY FAST-CHECK



Dimensions: Width: 14 5/8" Height: 11 1/4" Depth: 4 3/8"

Special compartment accommodates line cord and Picture Tube Test Adapter

## Picture Tube Test Adapter Included With Fast-Check

Enables you to check all picture tubes (including the new short-neck 110 degree type) for cathode emission, shorts and life expectancy... also to rejuvenate weak picture tubes. This feature eliminates the need of carrying extra instruments and makes the FC-2 truly an all-around tube tester.

FAST-CHECK'S low price is made possible because you are buying direct from the manufacturer.

Model FC-2 — housed in rugged oak carrying case complete with CRT adapter...

Guaranteed for One Full Year

**\$69<sup>50</sup>**  
Net

## 20,000 SERVICEMEN CAN'T BE WRONG!

See for yourself—AT NO RISK—why over 20,000 servicemen selected the FAST-CHECK above all other tube testers—regardless of price. With the FAST-CHECK you will make every call pay extra dividend; by merely showing your customer the actual condition and life expectancy of the tube. The extra tubes you will sell each day will pay for the FAST-CHECK in a very short time.

Just 2 settings on the FAST-CHECK TUBE TESTER tests over 650 tube types completely, accurately — **AND IN SECONDS!**

### ● POSITIVELY CANNOT BECOME OBSOLETE

Circuitry is engineered to accommodate all future tube types as they come out. New tube listings are furnished periodically at no cost.

### ● NO TIME CONSUMING MULTIPLE SWITCHING

Only two settings are required instead of banks of switches on conventional testers.

### ● NO ANNOYING ROLL CHART CHECKING

Tube chart listing over 650 tube types is conveniently located inside FAST-CHECK cover. New tube listings are easily added without costly roll chart replacement.

## COMPARE FAST-CHECK WITH OTHER TESTERS RANGING FROM \$40 TO \$200

### RANGE OF OPERATION

- ✓ Checks quality of over 650 tube types, which cover more than 99% of all tubes in use today, including the newest series-string TV tubes, auto 12 plate-volt tubes, OZ4s, magic eye tubes, gas regulators, special purpose hi-fi tubes and even foreign tubes.
- ✓ Checks for inter-element shorts and leakage.
- ✓ Checks for gas content.
- ✓ Checks for life-expectancy.

### IMPORTANT FEATURES

- Checks each section of multi-section tubes and if only one section is defective the tube will read "Bad" on the meter scale ● Less than 10 seconds required to test any tube ● 41 long lasting phosphor-bronze tube sockets accommodate all present and future tube types... cannot become obsolete ● 7-pin and 9-pin straighteners mounted on panel ● Large D'Arsonval type meter is extremely sensitive yet rugged — fully protected against accidental burn-out ● Special scale on meter for low current tubes ● New tube listings furnished periodically at no cost ● Compensation for line voltage variation.

Other testers may have some of the above features... but only the FAST-CHECK has them all!

## SHIPPED ON APPROVAL FOR 10 DAY FREE TRIAL

Try the FC-2 before you buy it! No obligation to buy.

## PAY IN SMALL MONTHLY PAYMENTS

Easy to buy if you're satisfied. Pay at net cash price... no financing charges.

NO MONEY REQUIRED WITH ORDER...

## CENTURY ELECTRONICS CO., Inc., 111 ROOSEVELT AVENUE Dept. 412, Mineola, N. Y.

Rush the FAST-CHECK for a 10 day trial period. If not completely satisfied I will return the instrument within 10 days without further obligation. If fully satisfied I agree to pay the down payment within 10 days and the monthly installments as shown. No financing charges are to be added.

MODEL FC-2... \$69.50 — Pay \$14.50 within 10 days. Balance \$11.00 monthly for 5 months.


Name.....

Address.....


City..... State.....

F.O.B., Mineola, N.Y.

# 68 "Lucky Guys...They're Set for Life" Good Pay, Good Future, Prestige Jobs"



RADIO-TV SERVICING NEEDS MORE TRAINED MEN. GOOD OPPORTUNITIES FOR SPARE TIME EARNINGS, FULL TIME CAREER JOBS OR A BUSINESS OF YOUR OWN.



BROADCASTING STATIONS OFFER SATISFYING CAREERS. THOUSANDS OF TV AND RADIO STATIONS GIVE INTERESTING POSITIONS TO OPERATORS AND TECHNICIANS.



FOR YEARS I'VE BEEN WORKING THAT SATISFIED ME ENOUGH IN MY CAREER. I'M GOING TO TAKE A FREE LESSON AND...

NRI SENDS VALUABLE KITS YOU LEARN-BY-DOING. YOU BUILD RADIO-TELEVISION CIRCUITS, GET PRACTICAL EXPERIENCE WHILE LEARNING.



LEARNING THIS WAY IS FUN. LOOK, MARY, THIS VACUUM TUBE VOLTMETER I BUILT HELPED ME FIX MR. JONES' SET. YES, YOU'VE REALLY LEARNED FAST.



MARY, THEY HIRED ME... GAVE ME THE TELEVISION-RADIO JOB I'VE WANTED FOR YEARS. MY NRI DIPLOMA REALLY CONVINCED THEM. IT'S BEEN YEARS SINCE I'VE SEEN YOU SO HAPPY.

NRI'S PRACTICAL TRAINING HAS HELPED THOUSANDS OF MEN FIND JOB SATISFACTION AND BETTER PAY. NRI IS AMERICA'S OLDEST AND LARGEST HOME STUDY RADIO-TELEVISION SCHOOL.



I'M NOT ON THE OUTSIDE ANYMORE. THE WHOLE WORLD LOOKS BETTER NOW. NO MORE JOB AND MONEY WORRIES FOR ME. THE DAY I TOOK MY NRI TELEVISION DIPLOMA WAS POINTING ME TO A BETTER FUTURE.

**MAIL COUPON TODAY!** GET SAMPLE LESSON AND 64-PAGE CATALOG **BOTH FREE**

## Learn RADIO-TELEVISION SERVICING OR COMMUNICATION By Practicing at Home in Spare Time


People look up to and depend on the Technician, more than ever before. His opportunities are great and are increasing. Become a Television-Radio-Electronics Technician. At home, and in your spare time, you can learn to do this interesting, satisfying work—qualify for important pay.

### Fast Growing Industry Offers Good Pay, Bright Future, Success

A steady stream of new Electronic products is increasing the opportunities for well trained Technicians. Right now, a proven field of opportunity is servicing the millions of Television and Radio sets in use. Hundreds of Television and Radio stations offer interesting jobs for Operators and Technicians.

### You LEARN-BY-DOING with Equipment NRI Sends at No Extra Cost

Well illustrated NRI lessons teach Radio-TV Electronic principles. Without extra charge you get NRI kits developed especially to give you practical experience. You build, test, experiment with TV-Radio circuits; build, use testing equipment; use it to earn extra money.



# BIG NEWS!



## A RONDINE TURNTABLE IN KIT FORM

only \$39<sup>95</sup>

Also see the all-new, improved  
factory-assembled Rondines at your dealer!

### REK-O-KUT

HIGH FIDELITY TURNTABLES • TURNTABLE ARMS

Engineered for the Studio • Designed for the Home



A revolutionary breakthrough in the industry! A stereo turntable kit with traditionally superior Rek-O-Kut performance! It's engineered to give Rek-O-Kut's famous silent operation, eliminating all traces of record changer rumble in stereo disc playback.

The kit contains the same exclusive, precision-machined turntable and bearing well used on all Rondine models. Assembles easily and quickly to the deck plate.

The motor installs on a specially-made mounting plate.

A minimum number of working parts go together accurately, in 30 minutes or less... reflecting the simplicity and trouble-free operation of Rek-O-Kut design. This new Rondine offers you, superb quality... unmatched performance, the kind you need for better monaural reproduction... the kind you must have for stereo!

#### ADVANCED FEATURES OF NEW RONDINE K-33 STEREO TURNTABLE!

- Single-speed (33 1/3) Crown-Spindle Belt Drive. Custom-made endless-woven fabric belt with thickness held to  $\pm .001$ . Adjustment for belt tension.
- Assembly time: about 30-minutes with simple tools.
- Noise level: 47db.
- Motor: 4-pole induction, designed and built to Rek-O-Kut specifications.
- Built-in strobe disc for checking speed.
- Turntable: Heavy Cast Aluminum, lath-turned. Tapered for easy disc handling.

#### PERFECT TURNTABLE MATE... AUDAX TONEARM the only stereo tonearm in kit form!



Assembles in just 15 minutes... no mechanical skill needed! A professional tonearm precision-engineered to highest broadcast standards. You save over 50% simply because you assemble it yourself. Ingeniously simple for foolproof operation, dependable performance. Takes all stereo cartridges. 12" arm—KT-12—\$15.50; 16" arm—KT-16—\$18.50.

Rek-O-Kut Co., Inc., Dept. EI-12, 38-19 108th St. Corona 68, N.Y.

Please send me your new 1958 Catalogs.

NAME \_\_\_\_\_

ADDRESS \_\_\_\_\_

CITY \_\_\_\_\_ ZONE \_\_\_\_\_ STATE \_\_\_\_\_