

# ELECTRONIC DESIGN

DECEMBER 7, 1960

B 872206

DEC -5 1960

THE LIBRARY OF  
CONGRESS  
SERIAL RECORD  
DEC 20 1960



AID - Penn

4 5 6 7 8 9 10  
11 12 13 14 15 16 17  
18 19 20 21 22 23 24  
25 6 28 9 10 31  
JA JAF 9  
S 1 2 3 4 5 6 7  
8 1 1 3 14  
15 1 1 1 7 21  
22 2 5 2 7 28

FEBRUARY 1961  
S M T W T F S  
5 7 9 10 11

12 13 14 15 16 17 18  
19 20 21 22 23 24 25  
REPORT

5 6 7 8 9 10 11  
12 13 14 15 16 17 18  
---P 36

19 20 21 22 23 24 25  
26 27 28 29 30 31  
APRIL 1961

15 16 17 18 19 20 21 22 23 24 25 26 27 28 29 30 31

**GIVE YOUR PRODUCTS**

**MORE RELIABILITY AND BETTER PERFORMANCE WITH**

**-FREED QUALITY**

**ELECTRONIC  
DESIGN**



COVER: Not only the healthy state of competition in the electronic industry but survival of the whole free world may depend on cutting lead time between the concept of a design and its delivery to either the military or the private customer. The scissors cutting the calendar on the cover illustrate the ideal; how to achieve the ideal is explained in the story, which begins on p 36.

**Selected Topics  
In This Issue**

<b>Computers</b>	
'Double-Dabble' Circuit Rapidly Converts N-Bit Binary to Decimal . . . . .	34
Function Generator Has High Accuracy . . . . .	56
<b>Design Aids</b>	
WaveLength Frequency Con- version Chart for Coherent Light Applications . . . . .	187
<b>Microwaves</b>	
Designing Low-Pass Filters from Lossy Helical Coaxial Line . . . . .	28
<b>Reliability</b>	
There's More to Reliable Hook-Ups than Soldering . . . . .	32
<b>Semiconductors</b>	
Diodes and Transistors: How They're Numbered; What Military Standards and Specs Are Applicable . . . . .	200

<b>Systems</b>	
Army Research System to Use Advanced Concepts . . . . .	16
Cutting Lead Time in De- sign—A Staff Report . . . . .	36

◀ CIRCLE 1 ON READER-SERVICE CARD

**Ruggedized,  
MIL STANDARD  
POWER & FILAMENT TRANSFORMERS**  
Primary 105/115/125 V 50-60~

Cat. No.	Appl.	MIL Std.	MIL Type
MGP 1	Plate & Fil.	90026	TF4RX03MA001
MGP 2	Plate & Fil.	90027	TF4RX03JB002
MGP 3	Plate & Fil.	90028	TF4RX03KB006
MGP 4	Plate & Fil.	90029	TF4RX03LB003
MGP 5	Plate & Fil.	90030	TF4RX03MB004
MGP 6	Plate	90031	TF4RX02KB001
MGP 7	Plate	90032	TF4RX02LB002
MGP 8	Plate	90036	TF4RX02NB003
MGF 1	Filament	90016	TF4RX01EB002
MGF 2	Filament	90017	TF4RX01GB003
MGF 3	Filament	90018	TF4RX01FB004
MGF 4	Filament	90019	TF4RX01HB005
MGF 5	Filament	90020	TF4RX01FB006
MGF 6	Filament	90021	TF4RX01GB007
MGF 7	Filament	90022	TF4RX01JB008
MGF 8	Filament	90023	TF4RX01KB009
MGF 9	Filament	90024	TF4RX01JB012
MGF 10	Filament	90025	TF4RX01KB013

**TOROIDAL INDUCTORS**

- MIL Grade 4 — Metal Case
- MIL Grade 5 — Molded
- Uncased Units
- Highest Q
- Highest self resonant freq.
- Low temperature coefficient
- No hum pickup-astatic construction
- Can be supplied with center taps



FREQUENCY RANGE: 500CP TO 15KC

Type	Max Q	Inductance Range
TI-11	290	1MH to 50Hy
TI-12	255	1MH to 30Hy
TI-1A	250	1MH to 30Hy
TI-1	210	5MH to 20Hy
TI-4	195	5MH to 5Hy
TI-5	130	5MH to 2Hy
TI-16	72	1MH to 2Hy

FREQUENCY RANGE: 10KC TO 50KC

TI-13	303	1MH to 500MH
TI-2	285	1MH to 500MH
TI-6	279	1MH to 400MH
TI-7	200	.500MH to 200MH
TI-17	110	.100MH to 100MH

FREQUENCY RANGE: 30KC TO 200KC

TI-18	115	.1MH to 100MH
TI-8	140	.1MH to 100MH
TI-10	185	1MH to 200MH
TI-9	175	1MH to 500MH
TI-19	100	.1MH to 5MH
TI-3	260	.1MH to 10MH
TI-3A	310	10MH to 100MH

**HIGH FREQUENCY  
TOROIDAL INDUCTORS**

FREQUENCY RANGE: 20KC TO 10MC

TI-21	205	.010MH to .150MH
TI-22	250	.010MH to .700MH
TI-23	210	.010MH to .500MH
TI-20	305	.050MH to 5MH

**FREED QUALITY INSTRUMENTS  
FOR PRECISION LABORATORY TESTING**

**NO. 1110-AB  
INCREMENTAL  
INDUCTANCE BRIDGE**



- Inductance: 1 Millihenry to 1000 Henry
- Maximum Direct Current: 1 Ampere

**NO. 1620  
VARIABLE TEST  
VOLTAGE MEGOHMMETER**



- Variable DC test voltage: 50 to 1000 volts
- Resistance range: .1 megohm to 4,000,000 megohms

**HERMETICALLY SEALED,  
MIL-T-27A  
PULSE TRANSFORMERS**

- Maximum power efficiency and optimum pulse performance.
- For use in blocking oscillator, interstage coupling and low level output circuits.
- Ruggedized construction — Grade 4.
- Series or parallel connection of windings for optimum turns ratio.



Cat. No.	MIL Type	Pulse Voltage Kilovolts	Char. Imp. Ohms
MPT-1	TF4RX35YY	0.25/0.25/0.25	250
MPT-2	TF4RX35YY	0.25/0.25	250
MPT-3	TF4RX35YY	0.5/0.5/0.5	250
MPT-4	TF4RX35YY	0.5/0.5	250
MPT-5	TF4RX35YY	0.5/0.5/0.5	500
MPT-6	TF4RX35YY	0.5/0.5	500
MPT-7	TF4RX35YY	0.7/0.7/0.7	200
MPT-8	TF4RX35YY	0.7/0.7	200
MPT-9	TF4RX35YY	1.0/1.0/1.0	200
MPT-10	TF4RX35YY	1.0/1.0	200
MPT-11	TF4RX35YY	1.0/1.0/1.0	500
MPT-12	TF4RX35YY	0.15/0.15/0.3/0.3	700

**NEW  
HERMETICALLY SEALED  
CONSTANT VOLTAGE  
TRANSFORMERS.**

- Meets Military Specifications
- No Tubes
- No Moving Parts
- Accurate Regulations
- Fast Response
- Fully Automatic



Here at last is a hermetically sealed magnetic voltage regulator that will provide constant output voltage regardless of line and/or load changes.


SUPPLIED EITHER MIL. OR COMMERCIAL

CAT. #	INPUT VOLT.	LINE FREQ.	OUTPUT VOLT.	OUTPUT VA.
MCV-620L	95-130 v	60 cps.	115	20
MCV-670L	95-130 v	60 cps.	115	70
MCV-6130L	95-130 v	60 cps.	115	130
MCV-670F	95-130 v	60 cps.	6.4	70
MCV-6130F	95-130 v	60 cps.	6.4	130
MCV-420F	95-130 v	400 cps.	6.4	20

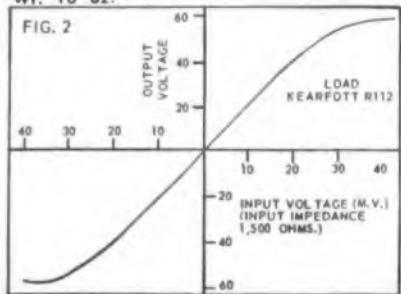
**MAGNETIC AMPLIFIERS**

- Hermetically Sealed To MIL Specifications
- No Tubes
- Direct Operation from Line Voltage
- Fast Response
- Long Life Trouble Free Operation
- Phase Reversible Output

Power Gain 2 x 10<sup>8</sup>



Transistor Preamp. MAT-1 Wt. 10 oz.  
Mag. Amp. MAF-5 Wt. 18 oz.  
Motor



Send for NEW TRANSFORMER AND INSTRUMENT CATALOGS

**FREED TRANSFORMER CO., INC.**

1727 Weirfield Street Brooklyn (Ridgewood) 27, New York

## Sidelights of the Issue

### Short and Happy

Shortening lead time is a touchy subject to the design engineer, but whether he likes it or not, the short-lead time project is becoming a fact of cold war preparedness.

ED's suggestions for getting better stuff out the back door quicker come from a survey of industry firms who have achieved reputations (and, in some cases, financial success) for doing just this. Rather surprising, it was noted that what looked like private tricks from a distance dissolved into "common sense in high gear," the closer one got to these firms.

Most noticeable was the manner in which short lead time pressures blurred the usual organizational distinctions, particularly the distinction between engineering and management.

Finally, it was noted that it may be just possible that despite the avowed dislike of engineers at being hustled through their design jobs, that a higher level of technical achievement may be arrived at through shortened lead times than through some of the red-tape laden conventional lead-time projects which drag on so long that all concerned tend to lose respect for each other and the project, "whatever it was."

There appeared to be a special pride of accomplishment in the short-lead-time firms, a conviction that though they were going at tremendously accelerated rates, they were doing honest technical jobs.

### The Road Ahead

The electronic industry, like the rest of the world, is watching and wondering about what 1961 will bring. Cautious optimism is generally the watchword, according to an **ELECTRONIC DESIGN** survey of all segments of the industry.

During these waning weeks of 1960, ED's editors have been checking all facets of the electronic industry and have come up with some interesting conclusions.

Watch for them in the issue of Jan. 4, 1961. In a report entitled "The Look Ahead to '61," **ELECTRONIC DESIGN** will show in detail what the top forecasters see for the months that lie ahead.

*Never before  
a power supply  
to meet so  
many of your  
requirements—  
so well!*

# 60v-2amp OUTPUT!



**120 watt output, fully regulated for high power transistor and other applications!**  
**Fully adjustable output with current limiter for safe low power applications!**  
**Extremely low noise and ripple, less than 250  $\mu$ v, for more applications!**  
**High order of line, load and temperature regulation for maximum stability!**  
**Meets all specs from 0 to 55°C!**

New  $\Phi$  722AR provides fully regulated output 0 to 60 v, 0 to 2 amps. Noise and ripple are less than 250  $\mu$ v rms. Continuously adjustable safety circuit limits maximum current flow, prevents overload damage to transistors under test. Remote sensing terminals are provided so that the ohmic resistance of the supply lead does not affect regulation. Temperature-stable components insure dependable, "within spec" performance from 0 to 55°C. Good temperature stability also assures constant, reliable output. Load regulation less than 5 mv for 0 to 2 amps change. Load voltage and current meters and three-terminal output are provided (pos. or neg. to ground or floating). Output terminals duplicated front and rear. Floating output permits series connection for higher voltages. And the  $\Phi$  722AR costs only \$525.00!

### OTHER $\Phi$ REGULATED AND KLYSTRON POWER SUPPLIES:

$\Phi$  711A Laboratory Power Supply, 0 to 500 v @ 100 ma, \$250.00 (cabinet), \$255.00 (rack mount);  $\Phi$  712B Power Supply, 0 to 500 v @ 200 ma, \$365.00 (cabinet), \$350.00 (rack mount);  $\Phi$  715A Klystron Power Supply, Beam 250 to 400 v @ 50 ma, Repeller 0 to 900 v, \$300.00;  $\Phi$  721A Transistor Power Supply, 0 to 30 v, 150 ma, \$145.00.

*Data subject to change without notice. Prices f.o.b. factory.*

### SPECIFICATIONS, $\Phi$ 722AR

<b>Rated Output:</b>	0 to 60 v dc 0 to 2 amps dc
<b>Line Regulation:</b>	Less than 2.5 mv for $\pm$ 10% line voltage change; any output between 0 and 60 v.
<b>Load Regulation:</b>	Less than 5 mv for 0 to 2 amps change; any output between 0 and 60 v.
<b>Noise and Ripple:</b>	Less than 250 $\mu$ v rms
<b>Output Vernier:</b>	Range, 1.3 v; resolution, 5 mv.
<b>Temperature Stability:</b>	Better than 0.02%/°C or 5 mv/°C, whichever is larger
<b>Temperature Range:</b>	0 to 55°C for operation within specifications
<b>Output Impedance:</b>	Dc: Less than 2.5 milliohms Ac: Less than 5 milliohms in series with 4 $\mu$ h
<b>Output Meters:</b>	Voltage: 0 to 60 v, one range Current: 0 to 2.5 amps, one range
<b>Protection:</b>	Output current limiter continuously adjustable from less than 100 ma to 2.2 amps
<b>Cooling:</b>	Forced air
<b>Size:</b>	19" wide, 5 1/4" high, 12" deep
<b>Weight:</b>	Net 34 lbs.
<b>Price:</b>	\$525.00



**HEWLETT-PACKARD COMPANY**

1055K Page Mill Road  
Cable "HEWPACK"

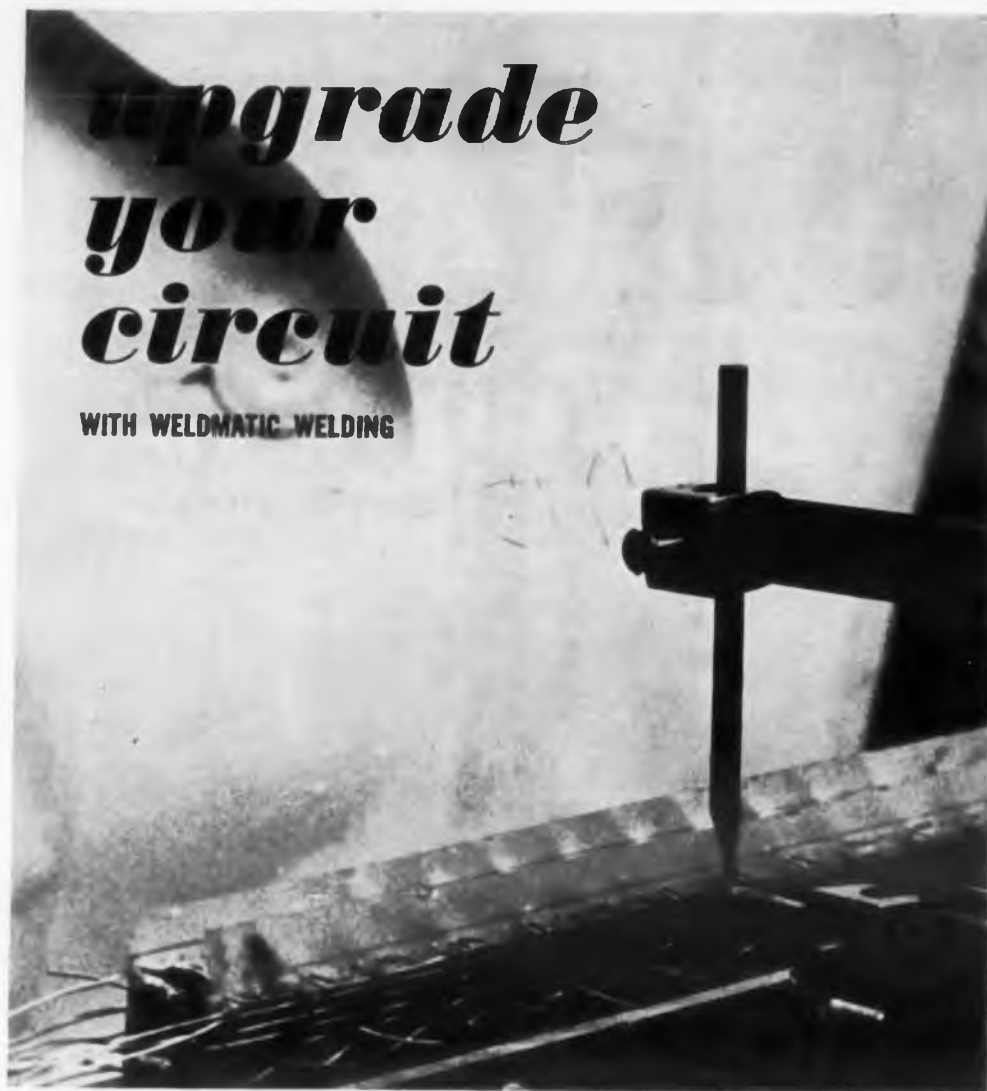
Palo Alto, California, U.S.A.  
DAvenport 6-7000

**HEWLETT-PACKARD S.A.**

Rue du Vieux Billard No. 1 Geneva, Switzerland  
Cable "HEWPACKSA" Tel. No. (022) 26.43.36

*Sales representatives in all principal areas*

CIRCLE 2 ON READER-SERVICE CARD



# Upgrade your circuit

WITH WELDMATIC WELDING

photo courtesy Sippican Corp.

Take the big step to reliability through the miracle of electronic welding. Your component packaging can benefit from these five proven advantages:

**SIZE AND WEIGHT REDUCTION**  
**INCREASED RELIABILITY**  
**GREATER STRENGTH**  
**EXACT REPEATABILITY**  
**LOWER PRODUCTION COSTS**



Solder Joint



Weldmatic Joint

The reason is revealed in the joint. Compare these tinned copper-wire resistor leads, welded and soldered, each magnified 50 times. In the solder joint, resistance is created through plating on the surface and through the addition of solder. Note the poor connection. In the Weldmatic welded joint, you can see complete fusion of the parent metals. This welded joint is stronger than the parent metals, has excellent conductivity, and can be produced without operator skill.

Ask Weldmatic for a free sample weld evaluation... you'll receive the best in current technical knowledge.

WELDMATIC DIVISION

**UNITEK**

950 Royal Oaks Dr., Monrovia, Calif.

CIRCLE 3 ON READER-SERVICE CARD

<b>ELECTRONIC DESIGN News</b> .....	4
Tunneltron May Be New Basic Component .....	4
Reliability, Widespread Research Progress Stressed at NEREM .....	4
Microwave Gains Key Magnetics Conference .....	8
Underground A-Bomb Blasts to Be Monitored Near Fort Sill .....	10
Tiros II Launched at Cape Canaveral .....	12
Army Systems Research to Use Advanced Components .....	16
Washington Report .....	22

<b>Managing One's Own Time</b> .....	27
An Editorial	

<b>Designing Low-Pass Filters From Lossy Helical Coaxial Line</b> .....	28
How to choose materials and fabricate a compact line filter in the laboratory—K. A. Steele, J. K. Pulfer	

<b>There's More to Reliable Hook-Ups Than Soldering</b> .....	32
If connections are to withstand environmental stresses as well as the components, wire, insulation, and even the wire-stripping tool must be chosen carefully—C. W. Brown	

<b>"Double-Dabble" Circuit Rapidly Converts N-Bit Binary to Decimal</b> .....	34
Method uses simple techniques and components—K. Lally	

<b>Cutting Lead Time in Design</b> .....	36
--	----

A two-edged sword is hanging over the heads of both the free world and the electronic industry. In the military sphere, shorter lead times are necessary to win the race against obsolescence. In the commercial sphere, healthy competition demands shorter times between design concept and delivery to the customer. Shortened lead time has thus been raised from the status of a management fetish or engineer's peeve to a real fact of life. In this Staff Report, the editors of *ELECTRONIC DESIGN* take a long hard look at a number of firms which have achieved short lead times and detail exactly how it is done.

## Coming Next Issue

In the issue dated Dec. 21, *ELECTRONIC DESIGN* will inaugurate the first of its regular *MicroWaves* sections detailing news and features of developments in this expanding and highly important field. The first *MicroWaves* section will contain an article entitled "Design Approaches in Tomorrow's Microwave Sources," another entitled "Multiresonator Directional Finder Uses Strip Transmission Line," together with new products and news of the field. The regular *MicroWaves* section will appear henceforth in every second issue of *ELECTRONIC DESIGN*.

**Function Generator Has High Accuracy** ..... 56  
Functions of two independent variables can be generated with  $\pm 1$  per cent of full scale accuracy

**ELECTRONIC DESIGN Engineering Data** ..... 187  
Wavelength-Frequency Conversion Chart for Coherent Light Applications—J. R. McDermott

**Ideas For Design** ..... 194  
Quotient Circuit Substitutes for Difference Variable ..... 194  
Delay Line Added for Constant-Width Pulse ..... 194  
Bridge Circuit Temperature Stabilizes Relay Operation ..... 195

**Russian Translations** ..... 196  
Calculating The Emitter Capacitance Of A Tuned Amplifier ..... 196

**Diodes and Transistors: How They're Numbered; What Military Specs and Standards Are Applicable** ..... 200  
Emphasis is placed on aspects that concern the semiconductor sale and procurement functions

**New Products** ..... 60

**New Literature** ..... 186

**Careers** ..... 206

**Your Career** ..... 206

**Advertisers' Index** ..... 212



ELECTRONIC DESIGN is published bi-weekly by Hayden Publishing Company, Inc., 830 Third Avenue, New York 22, N. Y.  
T. Richard Gascoigne, Chairman of the Board; James S. Mulholland, Jr., President; Edmund C. Grainger, Jr., Secretary.  
Printed at Hildreth Press, Bristol, Conn. Accepted as controlled circulation at Bristol, Conn. Additional entry New York, N. Y.  
Copyright © Hayden Publishing Company, Inc., 1960, 37,295 copies this issue.

## OFF THE SHELF TRANSFORMERS DELIVERY

FROM STOCK!  
delivered  
in 24 hours



## TOROIDS

Custom-engineered to  
Exact Specifications.

- Frequency range: 20 cycles—100 kc
- Power level: Up to 150 watts
- Operating temp. range: -65 to 130°C
- Size range: Approximately 3/4 to 4" O.D.
- DC current range: Depends on the size, frequency and power level

**MICROTRAN Quality and Reliability Guaranteed!**

## ULTRA MINIATURE TRANSISTOR

Open-frame (F) Wt. .08 oz. size 3/8" x 3/8" x 11/32"  
Molded (M) Wt. .14 oz. size 1/2" x 1/2" dia.  
Nylon Bobbin, Nickel-Alloy Leads to .5w.

Part Number	Application	Primary Impedance (D.C.)	Secondary Impedance
UM28(*)	Choke	1000 C.T.	
UM29(*)	Interstage	600 C.T.	600 C.T.
UM30(*)	Choke	1.5 hy (0 dc)	
UM31(*)	Interstage	10,000 C.T.	1,200 C.T.
UM32(*)	Output	1,500 C.T.	600
UM33(*)	Output	1,000 C.T.	600
UM34(*)	Driver	10,000 C.T.	600 C.T.

\*Add either F or M to part number to designate construction.  
See catalog for detailed information.



## MINIATURE TRANSISTOR

Available in 8 case types.  
Hermetic (H) 1 1/16" x 1 3/8", Wt. 1 3/4 oz.  
Molded (M) 7/8" x 7/8" x 1 1/8", Wt. 1 3/4 oz.  
Open Frame (F) 3/4" x 1" x 1 3/16", Wt. 1 oz.

Part Number	Application	Pri. Imp.	Sec. Imp.
MT1*	Line to Emit.	600	600
MT7*	Coll. to P.P. Emit.	25,000	1,200 C.T.
MT8*	P.P. Coll. to P.P. Emit.	25,000	1,200 C.T.
MT9*	Line to P.P. Emit.	600 C.T.	1,200 C.T.
MT11*	P.P. Coll. to P.P. Emit.	4,000 C.T.	600 C.T.
MT13*	P.P. Coll. to Speaker	4,000 C.T.	3.4
MT14*	Coll. to Speaker 2N179	400	10
MT15*	P.P. Servo Output 2N57	500 C.T.	210
MT18*	P.P. Coll. to P.P. Emit.	25,000 C.T.	1,200 C.T.
MT23*	P.P. Coll. to Servo	250 C.T.	1,000

Add either -AG, -H, -M, -FB, -FPB, -A, or -P to Part Number to designate construction. See catalog for detailed information.



## POWER SUPPLY TRANSFORMERS

Designed for Silicon Rectifier Circuitry  
Primary 105/115/125 Volts  
Mil Designation TF4RX01

Part No.	Secondary		Rectifier Circuit	
	AC Volts	RMS Amperes	C.T. Full Wave D.C. Volts**	F.W. Bridge D.C. Volts**
M8039	12.6 C.T.	.8	10.5	21
	12.6	.8		
M8041†	50v. C.T.	.25	21.5	43
M8042	6.3 C.T.	.6	1.9	3.8
M8043	6.3 C.T.	2	1.9	3.8
M8044	12.6 C.T.	2	10.5	21
	12.6	2		
M8045	28 C.T.	.6	11.7	23.4
M8046	49 C.T.	2.5	21	42

†Primary 115 volts only  
\*\*D.C. Output voltages stated for resistive or inductive rectifier loads.

### FRANCHISED STOCKING DISTRIBUTORS immediate delivery from stock at

**CALIFORNIA, INGLEWOOD**  
Newark Electric Co.  
**CALIFORNIA, LOS ANGELES**  
Graybar Electric Co.  
Universal Radio Supply Co.  
**CALIFORNIA, OAKLAND**  
Connex Corp.  
**CALIFORNIA, SAN DIEGO**  
Telrad Electronic Supply  
**CALIFORNIA, SAN JOSE**  
Peninsula Electronic Supply  
**COLORADO, DENVER**  
Ward Terry & Co.  
**D. C. WASHINGTON**  
Electronic Industrial Sales Inc.  
**FLORIDA, ORLANDO**  
East Coast Radio of Orlando  
**ILLINOIS, CHICAGO**  
Newark Electronics Corp.  
**KANSAS, WICHITA**  
Radio Supply Co., Inc.

**MARYLAND, BALTIMORE**  
D & H Dist. Co., Inc.  
**MASSACHUSETTS, BOSTON**  
Radio Shock Corp.  
**MINNESOTA, ST. PAUL**  
Gopher Electronics  
**NEW JERSEY, MOUNTAIN SIDE**  
Federated Purchaser, Inc.  
**NEW YORK, JAMAICA**  
Peerless Radio Distributors  
**NEW YORK, MINEOLA**  
Arrow Electronics, Inc.  
**NEW YORK, NEW YORK CITY**  
Harrison Radio  
**NEW YORK, SCHENECTADY**  
Schenectady Electronics  
**NEW YORK, BUFFALO**  
Summit Distributors, Inc.  
**NEW YORK, UTICA**  
Valley Electronic Labs Inc.

**OHIO, CINCINNATI**  
United Radio Inc.  
**OHIO, CLEVELAND**  
Main Line Cleveland, Ind.  
**PENNSYLVANIA, PHILADELPHIA**  
Phila Electronics Inc.  
**TEXAS, DALLAS**  
Central Electronics  
**WASHINGTON, SEATTLE**  
F. B. Connelly Co.  
**CANADA, MONTREAL**  
Atlas Wholesale Radio Inc.  
**WEST COAST WAREHOUSES**  
Arthur L. Bolton Company  
Menlo Park, California  
DAvenport 1-4332  
Richard A. Strassner Company  
Los Angeles 27, California  
HOLLYWOOD 3-5694

**MICROTRAN**

Write TODAY for catalog and price list of the complete MICROTRAN line  
company, inc.  
145 E. MINEOLA AVE., VALLEY STREAM, N. Y.

CIRCLE 4 ON READER-SERVICE CARD

# Tunneltron May Be New Basic Component

*Superconductivity, Tunneling, and Negative Resistance Are Combined in a Single New Experimental Device*

**A** NEW basic electronic component may result from research under way in at least two organizations. Developed so far is a simple thin-film device that operates at cryogenic temperatures and exhibits superconductivity, tunneling and negative resistance. Because the three phenomena have been combined in one device, designers may have, by 1965, a basic component that could function as a switch, resistor, capacitor, diode, triode, or negative-resistance diode.

This estimate was made by scientists of the General Electric Research Laboratories, Schenectady, N.Y., in reporting on how they achieve tunneling in superconductive devices. Researchers at Arthur D. Little, Inc., Cambridge, Mass., report they have independently achieved tunneling and negative resistance in similar devices, which they call tunneltrons. The ADL researchers believe tunneltrons will prove compatible

with other low-temperature devices such as cryotrons.

In both GE's and ADL's devices tunneling takes place through a nominal dielectric rather than through the charge-depletion region of a semiconductor junction, as in the tunnel diode. In the thin-film device, the amount of negative resistance present can be controlled.

The basic device consists of a thin-film strip of aluminum evaporated or deposited through a mask onto a glass substrate. A naturally thin coating of oxide is allowed to form on the strip by exposure to air for a few minutes. ADL reports dielectrics other than aluminum oxide have proved practical as insulators, and that researchers are no longer limited to aluminum oxide. After the dielectric is deposited, a strip of lead is deposited across the first strip. This forms a capacitor-like sandwich of conducting aluminum

and lead with a filler of insulating aluminum oxide. The area where the strips cross, in GE's experimental devices is about 1 mm sq.

Because the insulation film is only a few atoms in thickness (about  $10^{-7}$  in.), the sandwich has unusual properties. If potential is applied between the two films, current will tunnel through the thin layer of aluminum oxide dielectric. The number of electrons that get through is a function of the thinness of the insulation and is related linearly to the applied voltage.

However, at temperatures between 1.2 and 7.2 K, the lead side of the sandwich becomes superconducting and the linear relationship no longer holds. At very low potentials, waves of conduction electrons at energy levels corresponding to certain electron densities of state in the superconductor are not accepted from the aluminum film, and are, in effect, reflected by the

## NEREM Stresses Research Progress Reliability

*Optical Communication, Super-Microwave Power Among Other Topics of Chief Interest*

**D**ESPITE reports on a very broad range of research progress, attention continually turned back to reliability during the recent 1960 North east Electronics Research and Engineering Meeting in Boston.

Interest was high at sessions on optical communications (*ED*, Nov. 23, p 4), microwaves including super-power generation, power sources, microminiaturization, and reliability engineering.

Everywhere, it seemed, there was urgent talk of reliability. This happened not just in the sessions billed as reliability conferences, but in the keynote address, in the booths, and in papers and meetings covering entirely different topics.

Rear Adm. Rawson Bennett, Chief of Naval Research, emphasized the importance of sound and simple engineering in this way: "The enemy

said he would bury us. He did not specify the method. We may be entombed in beautifully over-engineered, complex systems, frantically shooting trouble as the wave of the future rolls over us."

During the evening, the panel discussion entitled "New Frontiers In Space Electronics," was embroiled a full hour in a discussion of reliability. Flat statements of viewpoint were heard, such as "miniaturization and reliability are opposed," "I don't believe in random failures," and "statistical reliability figures are really a figure of ignorance of the causes of failure."

Each of these was countered by an equally flat and diametrically opposed viewpoint. The only point of agreement was that from now on, progress toward more sophisticated systems will

be possible only if the reliability barrier is overcome.

The air was lightened considerably when one panel member asked, "I hope there are no members of the press present, but have we ever found Explorer VI?" Even here, there was a difference of opinion of the fate of the long lost satellite. Was it burned up or is it still orbiting undetected?

### **IR Device to Find Vehicle Orientation; Understood to Be for Mariner Shots**

An infrared system now under development for determining orientation of a space vehicle with respect to a planet was described at an IR session.

The IR device, in early development by Barnes




**Experimental thin-film device** that shows tunneling, superconductivity, and negative resistance is held by General Electric's Ivar Giaever, who made first experiments with it. Crossed strips are aluminum and lead separated by a dielectric of aluminum oxide. Leads are indium to hold circuit to glass substrate.

lead ordinarily contains no electrons at the critical levels of its energy gap. Therefore, because no electrons of certain low- and narrow-range energy levels are accepted by the superconductor, application of correspondingly low voltages does not cause significant current flow.

When a voltage, high enough to boost the electrons past the range of the energy gap, is applied, current flows into the superconductor. The current increases roughly in proportion to the voltage.

A third effect results when both sides of the  
(continued on p 6)



## A Pair of Smoothies For Series Regulator Service

The Raytheon CK6336A and CK6528 are mechanically rugged, long-life twin power triodes. They are designed to handle large currents over a wide voltage range and at high temperatures in regulated power supplies. Zirconium coated graphite anodes, ceramic insulators, gold plated molybdenum grid wires, and hard glass envelopes are some of the advanced design features of both types.

Stringent power supply regulation requirements are no problem for these "smoothies." Get full technical data on the CK6336A and CK6528 as well as Raytheon's expanding line of high voltage rectifiers, pulse modulators, and transmitting types. Please write to: Raytheon, Industrial Components Division, 55 Chapel St., Newton 58, Mass.

*For Small Order or Prototype Requirements See Your Local Franchised Raytheon Distributor.*

### RATINGS

	Max. Plate Voltage	Max. Plate Dissipation Watts	Max. Plate Current (per plate)	Amplification Factor
CK6336A	400	2 x 30	400 mAdc	2.7
CK6528	400	2 x 30	300 mAdc	9

## RAYTHEON COMPANY

INDUSTRIAL COMPONENTS DIVISION

RAYTHEON  
CK6336A  
AND  
CK6528



Engineering Co., Stamford, Conn., is understood to be part of the instrumentation for the Mariner series of interplanetary probes expected in 1962.

The IR device, for use during the terminal phase of a mission, consists of two counter-rotating prisms which direct radiation toward a thermistor. The thermistor's small field of view is swept through a four-lobe rosette pattern 70 deg across. During an acquisition phase this pattern is rotated until one of the lobes intercepts the sharp thermal discontinuity between the planet's horizon and empty space.

At this time rotation of the rosette pattern ceases, and the pulses generated each time the thermistor field of view sweeps across the horizon are used to derive pitch and roll information. ■ ■

CIRCLE 5 ON READER-SERVICE CARD ►



## this .01% dvm is different!

Because...it has a unique self-adjusting stepping-switch drive which eliminates thyratrons, provides smooth, quiet, trouble-free operation for longer life...it introduces Range Hold operation that restricts "stepping" when repeated readings on only one decade range are to be made...it comes as a space-saving half-rack module 8" square for portable use and side-by-side rack installation with a Beckman/Berkeley Printer, converters, etc., or as a full rack width model 5 1/4" high...it combines a fistful of other important features with recognized Beckman/Berkeley experience. Write for Technical Bulletin 4011.

- automatic polarity
- automatic ranging
- print out
- \$995



### Specifications

- Linearity: .01% of full scale
- Range, from 0.001v to 999.9v dc
- Fully automatic operation
- Ratiometer function provided with existing internal circuitry
- 4 digit in-line, in-plane display, and binary-coded output
- Variable sensitivity control
- Oven-regulated Zener power supply
- Self-contained standard cell for accurate calibration



**Beckman**

Berkeley Division  
Richmond, California

CIRCLE 6 ON READER-SERVICE CARD

## NEWS

sandwich are made superconductive. Below 4.2 K, where aluminum as well as lead is superconducting, there is low-current flow as before at low voltage and roughly proportional flow at higher voltages. But at certain voltage levels in between, the current decreases with increasing voltage. This is the negative-resistance effect associated with tunnel diodes. Plots of voltage against current for lead-aluminum thin-film superconducting sandwiches show the characteristic S-bends of similar tunnel-diode curves.

A fourth useful electronic effect has been observed in the device by Ivar Giaever, who performed the first experiments in superconductive thin-film tunneling.

Mr. Giaever believes that operation of the devices he is working with could be controlled usefully by applying a strong enough magnetic field to them. A strong field, he reports, changes one or both of the films from superconducting to normal, with corresponding changes occurring in the voltage-current-resistance relationships. Use of the field would be similar to that in the cryotron.

Practical devices resulting from the current research efforts would operate at millivolt levels, would be almost noiseless, would use very little power, dissipate very little heat and could be made very tiny, states General Electric. Possible devices include:

■ **Switches:** Current flow through a normal-state tunneltron could be made to increase by factors on the order of 100,000 by turning both conductors superconductive with a magnetic field. Therefore, the devices could be used as low-power, high-switching-factor switches.

■ **Diodes.** The device has the nonlinear characteristics desirable in a diode. By keeping one side of it normal while making the other side superconducting, current could be made to flow in only one direction.

■ **Negative-resistance diodes.** By operating both sides of the sandwich in a superconducting state, the device could be made to exhibit negative resistance. Many combinations of thin-film metals and intermetallics are believed capable of showing negative resistance. GE has worked with aluminum-aluminum, aluminum-tin, and aluminum-indium. Mr. Giaever believes he can also achieve the effect with tantalum and niobium. Such a device is predicted to operate at temperatures above 4 K, which is much more practical than liquid-helium temperatures. Unlike the tunnel diode, a thin-film negative-resistance cryogenic diode would operate independently of the direction that current flows through the device. This fact is considered very important



by the Arthur D. Little researchers, who are concentrating on components in which both sides of the sandwich are superconducting.

■ **Triodes.** A magnetic field could modulate current flow through the insulating layer by making one or both conductors superconducting. GE reports that current flow through an aluminum-dielectric-lead sandwich was made to increase by a factor of 100,000. At a temperature of 1 K and a voltage of 0.2  $\mu\text{v}$ , current increased from 0.1  $\mu\text{a}$  to 10 ma as the surrounding magnetic field was increased from 0 to 1,000 gauss. At 1,000 gauss, superconductivity of the metals involved was destroyed. As the field strength increases or decreases, the characteristics of such a device changes greatly. Tunneling activity, negative-resistance values and the superconductivity of first one and then the other side of the sandwich are all affected by the changing field strength.

■ **Resistors.** At room temperature, current and voltage in the thin-film device are related linearly, so it may be used as a small-signal resistor.

■ **Capacitors.** The device is essentially a capacitor, and must remain one, because it is formed of two conducting surfaces separated by a dielectric. Capacitance in the device could be increased by increasing the area of its surface.

General Electric representatives speculate that if the device and the techniques for making it are perfected, whole circuits for oscillators, amplifiers, and other subassemblies could be deposited in a few simple steps to make tiny, low-power, inexpensive assemblies. The devices would probably be stacked, rather than laid out alongside each other. The sandwiches being made now are only about  $10^{-5}$ -in. thick. The small amounts of heat dissipated would be relatively easy to handle because the assembly would be operating in a controlled cryogenic environment.

The magnetic fields could be applied to individual sandwiches by deposition of a girdle of conducting film, such as niobium, as ADL is doing, or by other means. ADL reports that it is also applying fields through a grid laid on the sandwich. General Electric scientists are thinking of using the girdle method, they report.

Anticipated disadvantages of the device are its dependence on near-absolute-zero temperatures; the need to add conventional inductive elements to circuits that need them because no way to achieve induction in the device has as yet been found; and a relatively low frequency limit, imposed by the capacitor-like nature of the device. The sandwich would have to be made very tiny to operate at high frequencies, GE scientists say. They believe the new devices would be used in special circuits rather than as substitutes for conventional components. ■ ■

# GET A-HEAD

think  
small...



At Burnell & Co., our engineers devote a big part of their thinking to shrinking—reducing the size (and cost) of components to the least common denominator consistent with high performance standards. From this staff have come such components as:

The Kernel ATE Adjustoroid®—This variable toroid contains an actual complete toroid with all the excellent characteristics of the non-adjustable type. Valuable in oscillators, discriminators, variable tuned circuits, etc.

MLP and MHP MICROID® Filters—Microminature counterparts of the popular Burnell TCL and TCH low pass and high pass filters, they range from 5 kc to 100 kc with a standard impedance of 10k ohms. Cascading the MLP with the MHP produces excellent re-

sponse band pass characteristics.

“Cheerio” Toroids — Subminiature high Q coils in a range of frequencies that make them ideal for transistorized equipment.

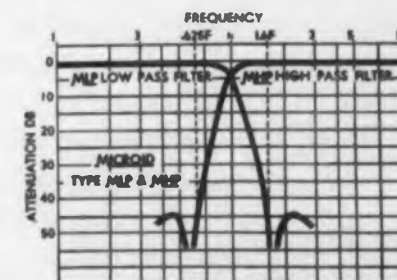
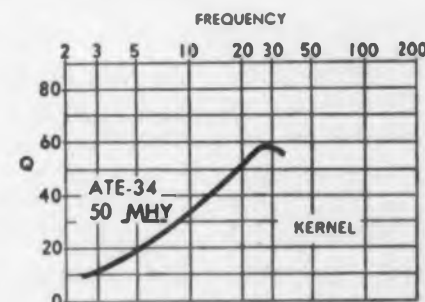
Crystal Filters—Advanced engineering techniques enable Burnell to offer at nominal cost, high selectivity, high attenuation crystal filters covering the extraordinary range of 1 kc to 30 mcs with considerable latitude in impedance.

Pulse networks, interference filters, active networks and magnetic amplifiers are among the newer additions to our product line.

Write for latest catalog.

Burnell & Co., Inc., has a number of positions available for engineers capable of thinking big and shrinking small. Inquiries are invited.

If you haven't already done so—send for your free membership in the Space Shrinkers Club.



COPYRIGHT BURNELL & CO., INC. 1960

*Burnell & Co., Inc.*

PIONEERS IN microminiaturization OF  
TOROIDS, FILTERS AND RELATED NETWORKS

EASTERN DIVISION  
DEPT. D-40  
10 PELHAM PARKWAY  
PELHAM, N. Y.  
PELHAM 8-5000  
TELETYPE PELHAM 3633



PACIFIC DIVISION  
DEPT. D-40  
720 MISSION ST.  
SOUTH PASADENA, CALIF.  
MURRAY 2-2841  
TELETYPE PASACAL 7578

Mfd. in Canada by Edo (Canada) Ltd., Cornwall, Ont. • WELLINGTON 2-8774

CIRCLE 7 ON READER-SERVICE CARD



## KEEP WIRED IN...

with Electron Products' new encapsulated epoxy-tube capacitors. They help solve capacitor problems because they're smaller, lighter and cost less than hermetically sealed units ... yet match them in performance and environmental capability.

Applicable sections of MIL-STD-202(106A) and MIL-C-25 are met or exceeded ... humidity, temperature, immersion cycling, shock, vibration. Certified test data are available on request.

Available for immediate delivery with metallized Mylar\*, Mylar foil or metallized paper dielectrics; up to 600 VDCW rating in a host of values from 0.001 mfd. Standard tolerance  $\pm 20\%$  ... tighter tolerances available from stock. Special capacitors built to meet your specifications.

Wire yourself into the latest capacitor engineering news ... write, telephone or telegraph for Data File ED-2.

**ELECTRON PRODUCTS**  
division of Marshall Industries  
430 North Halstead Street  
Pasadena, California



\*Trademark of DuPont

60110 © 1960 MARSHALL INDUSTRIES

CIRCLE 8 ON READER-SERVICE CARD

## NEWS

# Microwave Gains Key Magnetics Conference

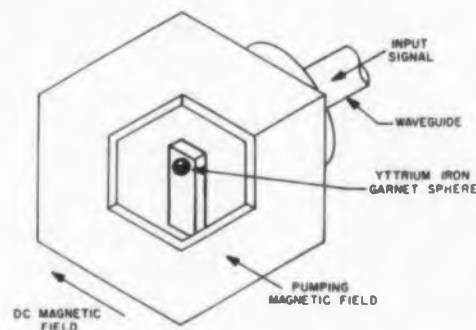
*Bell Labs Building Magnetic Logic Computer; Millimetric Components Use Antiferromagnetics*

**A**LL-MAGNETIC computers and advanced microwave devices resulting from magnetics research were high points of the few equipment-oriented sessions at the Sixth Annual Conference on Magnetism and Magnetic Materials in New York.

Others papers in the primarily theoretical meeting dealt with basic magnetic phenomena, fundamental properties of thin films and ferrites, and magnetic materials of special interest.

The chief advantages to be found in all-magnetic logic in comparison to semiconductor circuits, according to BTL's Dr. Gianola, is radiation resistance and high reliability. Both of these factors are of vital importance in space or satellite missions, he pointed out, so that use of magnetic logic should be seriously considered.

Bell Labs is building a military computer using 1,600 transfluxors in the logic section, he disclosed. Two pulsers, using pnpn controlled rectifiers, provide pulses of about 1 or 2 sec, at currents of about 2-3 amp and voltages of about 200-300 v for each pulser. Bit rates of about 100 kc are expected.



Quartz walls surround the cavity in this sketch of the Bell Labs ferrite parametric amplifier. A loop couples the signal to the YIG sphere, which is supported by a Teflon bulk block to avoid interference from the walls.

In another report, Roger H. Tancrell of MIT's Lincoln Laboratories described a technique to achieve flux gain in magnetic-logic circuits by using inherent properties of low-coercive-force ferrite cores rather than the conventional-turns ratios. A constant low-amplitude dc current, below that required for switching, is applied to the saturated cores in the logic circuits. When switching takes place, a high-current, short-duration impulse is applied to a selected core, lowering the coercive force and thereby allowing the dc current to continue the switching action.

The output of the selected core can then be used to initiate switching of another core.

### Describe MM-Wave Components, YIG Paramp, at a Device Session

A family of antiferromagnetic components for operation at millimetric and submillimetric wavelengths were reported at a microwave-device session by G. S. Heller, J. J. Stickler and J. B. Thaxter of Lincoln Laboratories.

Devices such as resonance isolators, circulators, and phase shifters, with figures of merit comparable to those for ferrite devices at conventional microwave frequencies, should be possible using antiferromagnetic materials.

High internal magnetic fields of these materials cause them to have resonance frequencies in the millimeter and submillimeter region.

Control of materials properties is progressing, according to the Lincoln Labs researchers. Research on aluminum-substituted chromic oxide, for instance, indicates the possibility of tailor-making materials for the 2-mm region by varying internal fields.

Figures of merit for a resonance isolator made with chromic oxide

were described as being "almost good enough for a commercial item."

In another paper at the microwave device session, a parametric amplifier using yttrium-iron-garnet as the active material was described by Dr. R. T. Denton of Bell Labs.

Amplification at 5,000 mc was achieved using about 1/2-w of parametric pumping power at 9,000 mc, according to Dr. Denton. The amplifier was also operated at liquid nitrogen temperatures.

The pumping magnetic rf field in the amplifier is applied longitudinally to an applied dc field. Previous work on such devices, Dr. Denton commented, has been with transverse, pulsed fields.

A YIG sphere about 42 mils in diameter, with line width of about 0.3 oersted, is attached to a Teflon bulk block in a cavity in the Bell Labs amplifier. The ferrite material is resonated at a pair of magneto-static modes, giving, in effect, a pair of resonant circuits coupled by a time varying reactance.

Noise was found to be rather high at both room and liquid-nitrogen temperature, according to Dr. Denton. However, since the figure was lower at the low temperature it is felt that much of the noise is thermal in origin. The YIG material heats up during operation because of the dissipation of power developed internally by spin-waves.

If the major portion of the noise is due to the spin-waves themselves, then there is nothing that can be done to eliminate it.

A Hughes Aircraft Co. researcher in the audience reported that his company had built a similar YIG parametric amplifier, using a heat sink to achieve a lower noise figure. Noise still remained high, however, indicating that spin-waves are a primary noise source. Since spin-waves are always excited before magnetostatic modes as a pumping field is applied, there does not seem to be any way to solve the problem without resorting to some alternate mode of operation, he said, such as using semi-static modes. ■ ■

# PHILCO Offers the Industry's Broadest Line of Switching Transistors



## Each Designed to Meet Your Specific Requirements

Switching circuit designers are constantly faced with the problem of finding *the* transistor that best meets their specific requirements . . . in speed, power and electrical characteristics. You will find precisely the transistor you need in the Philco line . . . for it is the broadest line of switching transistors in the entire industry. Unlike other manufacturers who offer limited lines of general-purpose switching transistors, Philco produces transistors that are specially designed to meet specific applications. Precise control of all parameters, made possible by Philco's exclusive Precision-Etch\* process, permits extremely tight specifications with absolute uniformity. Don't settle for a transistor that is "almost right" when you can get one that is *precisely right* from Philco . . . at the same price!

\*Trademark Philco Corp.

### NEW! Transistor Guide for Switching Circuit Designers

To help you find the right transistor for your switching requirements, this brand new guide will be a valuable aid. It contains a complete selector chart, covering 42 different Philco switching transistors . . . descriptions of major types . . . their important parameters . . . helpful application information. A copy of this 8-page guide, plus a price schedule, is yours for the asking. Write Dept. ED12760.

*Philco Transistors are immediately available in quantities 1-999, from your Philco Industrial Semiconductor Distributor*

# PHILCO

Famous for Quality the World Over

LANSDALE DIVISION • LANSDALE, PENNSYLVANIA



CIRCLE 9 ON READER-SERVICE CARD ▶



## couple of smooth "TORQUERS"

### *new* printed DC Servo Motors



For full particulars on this dynamic new product — by PMI — write Department A-1689, 33 Sea Cliff Ave., Glen Cove, N. Y.

By any standard of comparison, new PMI *smooth torque* DC Servo Motors are establishing exciting new perimeters in military and industrial applications. Now in full production these low inductance (<500 micro-henries), fast response motors offer the optimum in smooth torque from a fraction of an RPM to rated 3000 RPM.

A major technological advance, the new direct drive DC Servos—with printed armatures—feature high torque to inertia ratio and greatest capability of high pulse torque in intermittent use. The new servos are low impedance devices and as such are suitable for use with semi-conductor circuits.

	MODEL PM-368	MODEL PM-488
Inertia	.005 ounce-inch-seconds <sup>2</sup>	.018 ounce-inch-seconds <sup>2</sup>
Running Torque (continuous)	12 ounce-inches	32 ounce-inches
Mechanical Time Constant	.025 seconds	.025 seconds
Pulse Torque (intermittent)	100 ounce-inches	220 ounce-inches
Size	3 1/4" D x 2 1/8" L	5 1/4" D x 2 1/8" L

## PRINTED MOTORS, INC.

ENGINEERING, MANUFACTURING AND SALES BY PHOTOCIRCUITS CORPORATION  
CIRCLE 10 ON READER-SERVICE CARD

## NEWS

### Subsurface Atom Blasts

*Seismic Data Will Be Recorded By Extensive Electronic Equipment*

**T**HE FIRST seismological observatory for detection of underground nuclear tests has begun operation near Fort Sill, Okla. The new Wichita Mountains Observatory, the largest installation of its kind, is completely equipped with electronic gear to detect, measure, amplify and record seismic data.

The instrumentation includes a phototube amplifier for each of the 21 seismometers at the site, remote calibration gear, timing system, data routing equipment, and tape and film recorders. Much of the equipment was developed by the Geotechnical Corp., Garland, Tex., which will manage the \$200,000 installation under the Advanced Research Projects Agency's VELA Uniform project (ED, July 20, p 38).

#### Phototube Amplifiers' Dynamic Range Exceeds 70 Db

The phototube amplifiers have a dynamic range of more than 70 db and an internal noise that is less than the thermal noise of the seismometer pickup coils. Seismometer output deflects a mirror galvanometer in the amplifier so as to vary the light intensity on two photocells in accordance with the magnitude of the earth tremors. To improve linearity of the system, the optics are designed so that, as the galvanometer deflects, the light does not change its position on the photocells.

The timing system includes a WWV receiver, a radio time signal converter, and a transistorized, crystal-controlled oscillator. Timing marks are automatically inscribed on the film and magnetic tape records.

#### Seven-Track For Recorder Has Response of 0-20 Cps at 0.3 Ips

Tapes are recorded on a seven-track fm recorder. Response is zero to 20 cps at 0.3 ips. A 14-track recorder and equipment to record several channels in digital form is to be added later.

Three 16-channel film recorders are also included. These contain automatic developing tanks so that records can be continuously examined.

Preliminary analysis of seismic events will be made directly off the film. Selected portions of the taped records can then be subjected to detailed spectrum analysis. Traces from several seismometers can be recorded side by side and

## Tests To Be Monitored Here



**Control center** of the 21-seismometer underground-bomb detection station. Seismic signals are monitored on two chart recorders in center and can be routed to magnetic tape and photographic recorders via patch board. Console also includes timing and remote calibration system for the seismometers.

compared for signal-to-noise ratio, phase shift, amplitude, frequency content, and the like.

The station was designed in accordance with recommendations by the 1958 Geneva Conference of Experts, and represents the first systematic attempt to determine the feasibility of detecting underground nuclear tests. ■ ■

## New Photoemissive Material Aids Sight of 'Electronic Eyes'

A new photoemissive material that permits "electronic eyes" to operate at high temperatures has been developed by the Westinghouse Electric Corp.'s Electronic Tube Div., Elmira, N.Y.

Chief advantage of the new photo-emitter is its ability to function efficiently for long periods at temperatures twice the range of present types. In addition, its high sensitivity allows it to operate at low light levels.

Westinghouse researchers report that tests on the new material show excellent stability when operated as long as 140 hr at 120 C. Other photoemissive surfaces begin deteriorating at about 60 C and they suffer a large loss in sensitivity after 100 hr at the 120 C level.

**NEW**  
"T" Case Size  
**BOOSTS**  
**RATINGS TO**  
**560 $\mu$ F**

SPRAGUE "T" Case  
45 to 560  $\mu$ F

SPRAGUE "F" Case  
18 to 270  $\mu$ F

"C" Case  
3.6 to 68  $\mu$ F

Actual Sizes

*For more information on Type 109D and 130D Tubular Sintered-Anode Tantalex Capacitors, write for Engineering Bulletin 3700D and Bulletin 3701 to Technical Literature Section, Sprague Electric Company, 347 Marshall Street, North Adams, Massachusetts.*

### SPRAGUE COMPONENTS:

CAPACITORS • RESISTORS • MAGNETIC COMPONENTS • TRANSISTORS • INTERFERENCE FILTERS • PULSE NETWORKS  
HIGH TEMPERATURE MAGNET WIRE • CERAMIC-BASE PRINTED NETWORKS • PACKAGED COMPONENT ASSEMBLIES

CIRCLE 11 ON READER-SERVICE CARD

# Tubular Sintered-Anode TANTALEX<sup>®</sup> Capacitors

## Pack High Capacitance In Small Volume

Now designers can get the reliability and performance of Sprague's Type 109D and 130D Tubular Sintered-Anode Tantalex Capacitors in ratings up to 560  $\mu$ F. A new "T" case size permits more ratings in every working voltage. Type 109D capacitors can be operated up to 85 C without voltage derating and up to 105 C with a voltage derating of only 15%; Type 130D to 125 C without derating.

### Designed to MIL-C-3965B

These Tantalex Capacitors are designed to meet vibration (2000 cycle), shock, and all other environment requirements of MIL-C-3965B. Outstanding mechanical features include a specially-treated cathode; a double-spun, missile-proven fluorocarbon elastomer high temperature seal; and a special porous sintered tantalum anode developed to give unusually high capacitance per unit volume.

### No Shoulders; No Chassis Slots Required

The clean, shoulder-less shape of these capacitors was pioneered by Sprague to simplify printed wiring layout and assembly. It eliminates the need to punch mounting slots of the type required for older shouldered cup designs. Wiring boards can also be stacked more compactly.

# SPRAGUE

THE MARK OF RELIABILITY



## family portrait!

Met the *whole* Ace family yet? Or have your requirements to date in precision pots been only in 1/2", or wirewound? The famous Ace reliability, quality control and mass production facilities are not just limited to the above, no sir! Just consider Ace's *complete* range of standard sizes for instance — not just 1/2", 3/4", 7/8", 1 1/16", but sizes including A.I.A., up to 6"!

All these, in bushing, servo and universal mounts, in potentiometer and trimmer parameters. And . . . there are specials, multi-gangs, quick-cup-change designs, linear and non-linears and rectilinears — all in standard and special accuracies and conformities, both in wire-wound and conductive plastic. In short, when you can get Ace-quality in your every potentiometer need, get it the easy way: see your ACErep! Write for complete catalog!



This 3" AIA ACEPOT® (shown 1/3-scale) meeting all MIL specs, is available, in a range of accuracies, for prompt delivery.

**ACE** ELECTRONICS ASSOCIATES, INC.  
99 Dover Street, Somerville 44, Mass.  
SOMerset 6-5130 TMX SMVL 181 West. Union WUX

Acepot® Acotrim® Acoset® Aceohm® \*Reg. Appl. for  
CIRCLE 12 ON READER-SERVICE CARD

## NEWS

### Tiros II Features IR Radiometers

*Latest Satellite Combines IR Measurements With Photographs Taken by Vidicon Cameras*



Tiros II is mounted in a spherical cage for test of new magnetic orientation-control system which adjusts axis tilt.

A PAIR of infrared radiometers extends the meteorological value of the orbiting Tiros II satellite far beyond that of the first Tiros.

The newest weather-observation satellite contains a two-channel and a five-channel radiometer in addition to wide- and narrow-angle 0.5-in. vidicon cameras similar to those in Tiros I.

The infrared instruments, and an IR horizon sensor similar to the one in the first Tiros, were built by Barnes Engineering Co., Stamford, Conn. Radio Corp. of America, which built both satellites for the National Aeronautics and Space Administration, provided the TV cameras.

The five-channel radiometer will measure intensity of infrared radiation in five spectral bands, allowing simultaneous observation of a variety of meteorological parameters.

#### Unit Uses Space Radiation As Reference for Data-Gathering

This unit operates as shown in the diagram, using the radiation received from space as a reference. One side of a prism is directed into space, where temperature is essentially constant, and the other is directed toward the face of the earth.

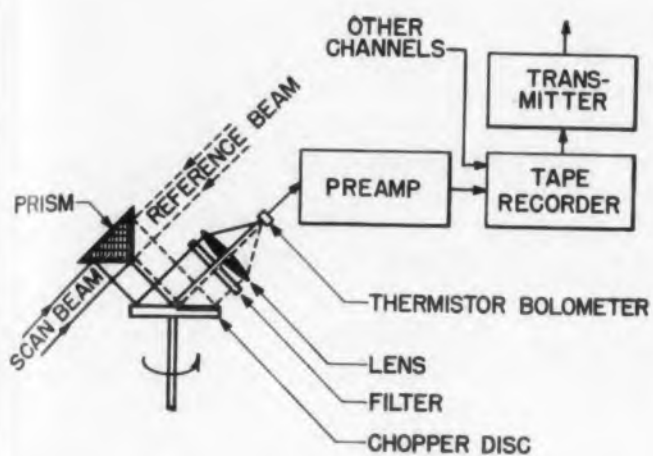
A rotating mirror, which has half of its surface coated with an infrared absorbent paint, has the reference beam directed at half of its surface and the radiation being measured directed at the other half. Rotation of this mirror chops the input to the thermistor-bolometer sensor, so that the amplitude of the resulting ac signal gives a measure of the difference between the reference and observed radiation.

Five channels, each operating in this manner, have their output amplified, rectified, and stored on magnetic tape for playback on command.

The two-channel radiometer has been tucked into a 1.5-oz package, and requires 50 μw for operation. Two thin plastic cones, coated with aluminum on one side and gold on the other, direct received radiation toward two thermistor flakes fixed at the focal points of the cones. One of the thermistors is coated with a material which absorbs infrared radiation and reflects visible light. The other thermistor absorbs all radiation received. Comparison of these values permits



Unique two-channel radiometer weighs only 1.5 oz, requires 50 μw for operation. It measures earth's efficiency in reflecting solar radiation.



Radiation from space (dotted line) is used as a reference for radiation from earth in the five-channel radiometer. Each of the five channels operates in this manner although frequency range is different for each.

computation of the ratio of infrared energy reflected by the earth to the total solar radiation received by the earth.

#### Magnetic Field Effects on Tiros I Used to Control Tilt on Tiros II

Unexpected effects of the earth's magnetic field on Tiros I caused the satellite to tilt gradually away from the predicted position of its axis in space. In the new Tiros this effect is being turned to good advantage in controlling axis tilt.

A 250-turn coil of wire around the lower sides of the cylindrical satellite will interact with the earth's magnetic field. The current through the wires can be varied by ground observers, allowing them to delicately readjust the angle of tilt of the satellite's axis. This permits better photographs to be obtained or solar cells to be put in a more favorable position.

To develop this technique, RCA engineers built a spherical test cage which can be used to duplicate the magnetic environment around the satellite in space. Lights are used to simulate solar energy that would reach the solar cells. Rotation of the actual satellite in this test cage permitted accurate simulation, so that results of the technique could be evaluated.

The magnetic orientation-control system was conceived and built by a group headed by Warren P. Manger, engineering manager for vehicle dynamics on the Tiros project for RCA.

Five radio transmitters will relay tape-stored or direct from the orbiting Tiros II on command from the ground.

(continued on p 14)

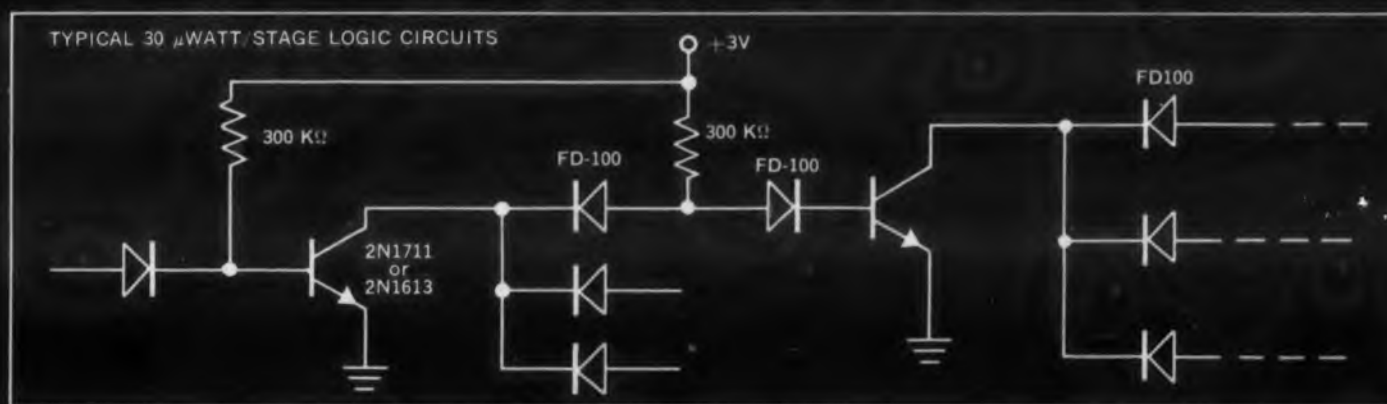
Low leakage and useful  $h_{FE}$  at very low collector currents permit low power operation — as low as 30 microwatts per stage. High performance PLANAR transistors and diodes use simplified circuitry (see illustration), keep costs down, reduce power requirements, and permit high-density packaging. Prime applications: missile and space vehicle guidance and instrumentation.

For your down-to-earth needs, where weight, space and power are less critical, similar logic circuits will operate with switching rates greater than 5 mc.

$m\mu A$  leakage in Fairchild PLANAR transistors and diodes permits

# MICROWATT LOGIC

## FOR SPACE VEHICLES



MAXIMUM RATINGS AND ELECTRICAL CHARACTERISTICS (25°C except where noted)

Total diss.	$V_{CBO}$	$V_{EBO}$	$h_{FE}$		$C_{ob}$ ( $I_E = 0$ ) ( $V_{CB} = 10V$ )	$I_{CBO}$	$I_{CBO}$ ( $V_{CB} = 60V$ ) ( $T = 150^\circ C$ )	$I_{CBO}$ ( $V_{CB} = 50V$ ) ( $T = 125^\circ C$ )
			( $I_C = 150mA$ ) ( $V_{CE} = 10V$ )	( $I_C = 0.1mA$ ) ( $V_{CE} = 10V$ )				
2N1613	3.0W	75V	7.0V	40-120	20 min	18pf typ. 25pf max	0.8m $\mu A$ typ. 10m $\mu A$ max. ( $V_{CB} = 60V$ )	1.0 $\mu A$ typ. 10 $\mu A$ max
2N1711	3.0W	60V	7.0V	100-300	35 min	25pf max	10m $\mu A$ max. ( $V_{CB} = 50V$ )	10 $\mu A$ max
FD100	WIV	P diss.	$T_A$	$T_{stg}$	$I_R$ ( $V = -50V$ )	$R_E$ (100 mc)		
	50V	250mW	-65° to +175°C	-65° to +200°C	0.1 $\mu A$	45%		

545 Whisman Road  
Mountain View, California



Yorkshire 8-8161  
TWX: MN VW CAL 853

A WHOLLY OWNED SUBSIDIARY OF FAIRCHILD CAMERA AND INSTRUMENT CORPORATION

CIRCLE 13 ON READER-SERVICE CARD

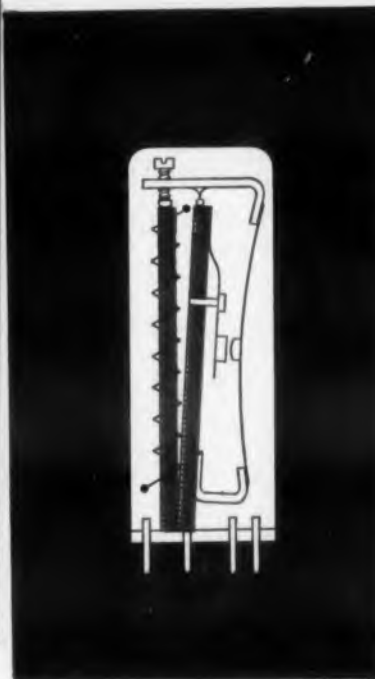


7000 and 9000 Series

- Lowest Cost
- Rugged Construction
- Reliable Performance
- Interchangeable
- Wide Selection of Time Delays
- Wide Range of Operating Voltages



6000 and 8000 Series



THOMAS A.

## EDISON MINIATURE TIME DELAY RELAYS FOR MISSILES AND JET AIRCRAFT

Here's an opportunity to lower costs and at the same time improve the performance of your electronic products or equipment by using Edison Model 250 Miniature Time Delay Relays. An exceptionally rigid internal construction permits this relay to withstand vibration to 1500 cps for jet aircraft and missile applications while providing highly reliable performance. Since the operating structure of the relay is *independent* of the outer shell, damage or deformation of the latter does not affect the timing. The fast rate of contact closure insures positive contact operation under the most severe environmental conditions. ■ These permanently calibrated and hermetically sealed relays are available in a wide range of time delays and operating voltages to meet your particular application requirements. ■ Whether you need time delay relays for tube protection, gyro-erection or for other purposes, you will get better performance at lowest cost with Edison relays. Write for Bulletin 3046 showing timing ranges and operating performance or send your special requirements to:

**Thomas A. Edison Industries**  
INSTRUMENT DIVISION

55 LAKESIDE AVENUE, WEST ORANGE, N. J.  
CIRCLE 14 ON READER-SERVICE CARD



## NEWS

### Wavelengths and Functions For Five-Channel Infrared Radiometer

Channel	Wavelengths, Microns	Function
1	6.3 ± 10 per cent	Strong, water-vapor emission
2	0.55 to 0.75	Visible range, gives reference for IR channels
3	0.2 to 5.5	About 99 per cent of solar radiation
4	7.5 to 30	Earth's total emission
5	7.5 to 12	Atmospheric window. Measures earth or cloud cover temp.

The TV photographs will be relayed by two 235 mc transmitters providing output of about 2 w. A 237.8 mc transmitter will telemeter data gathered by the infrared instruments. Two 30-mw tracking beacons will operate continuously on 108 and 108.03 mc.

The beacon frequencies will be modulated by ground command to relay satellite environmental data such as temperature, pressure, and battery charge. Both frequencies carry the same data for back-up purposes.

Power for the instruments and the transmitters will be supplied by 63 nickel-cadmium batteries which are fed by 9,260 solar cells. Power conservation is expected to average about 20 w.

The satellite weighs about 280 lbs and measures 42 in. in diameter and 19 in. high. ■ ■

### 12-Gc Radio Transceiver In Production at Motorola


A 12-Gc transceiver designed for private, point-to-point radio services has entered production at Motorola, Inc., Chicago. Announcement of the new equipment comes in the wake of a recent FCC decision requiring that all Business Radio Service channels be placed above 10 Gc.

The Motorola unit, labeled MR-40, is a 0.5-w. klystron-driven system providing duplex, broad-band radio service suitable for very high speed data transmission. The MR-40 can also carry voice, facsimile, teleprinter, and control signals. It can be multiplexed to handle 600 or more



channels of various types of intelligence simultaneously.

Under its old policy of restricted authorizations, the FCC had licensed less than 3,000 private microwave stations. These were limited to right-of-way companies such as railroads and pipelines and to government aviation agencies. The new FCC ruling extends licensing privileges to manufacturing concerns, truckers, and any other legitimate commercial activity or institution. In view of this potential for growth, EIA has predicted that there will be 18,000 microwave stations in use by 1976. Motorola spokesmen indicated that, "The MR-40 is expected to be a major growth item for the company's microwave organizations."



MR-40 microwave transceiver for 12 Gc is klystron-driven. Manufacturer predicts rapid growth of microwave business radio as result of new FCC policy.

# HIGH VOLTAGE POWER SUPPLIES

**MODEL 409A** 170-1530V  
0-3 ma

**MODEL 402M** 500-1600V  
0-1 ma

**MODEL 410A** 1-10.01KV  
0-10 ma

**MODEL 412A** 500-2010V  
0-15 ma

**MODEL 408A** 500-6010V  
0-20 ma

**MODEL 405** 600-3100V  
0-15 ma

designed to meet your specific needs...

JOHN FLUKE precision High Voltage Power Supplies offer complete coverage up to 10 KV. In addition to high calibration accuracy, tight line-load regulation, fine voltage resolution, and excellent long term stability; many other plus features are provided the design engineer. For example: difficulties resulting from corona, jitter, bounce or overshoot are non-existent in jf supplies. The capability of the John Fluke Co. to keep pace with industry demand is evidenced by the fact that most of these instruments have been introduced within the past year.



Designed to power photomultiplier tubes and ionization chambers... for research and development of traveling wave tubes and backward wave oscillators.

MODEL	VOLTAGE	CURRENT	REGULATION		STABILITY PER HOUR	MAX. RIPPLE RMS	RESOLUTION	PRICE
			LINE	LOAD				
409A	170-1530V	0-3 ma	0.01%	0.4%	0.02% (Per Day)	0.002%	85V steps	\$335.00
402M	500-1600V	0-1 ma	0.03%	0.03%	0.01%	5mv	100mv	\$320.00
412A	500-2010V	0-15 ma	0.01%	0.01%	0.005%	5mv	10mv	\$455.00
405	600-3100V	0-15 ma	0.01%	0.005%	0.005%	5mv	10mv	\$595.00
408A	500-6010V	0-20 ma	0.01%	0.01%	0.005%	5mv	10mv	\$695.00
410A	1000-10,010V	0-10 ma	0.01%	0.01%	0.005%	5mv	10mv	\$1095.00

All prices quoted, F.O.B., Factory, Seattle. Prices and technical data subject to change without notice.

**JOHN FLUKE**



**MANUFACTURING CO., INC.**

P. O. BOX 7161, SEATTLE 33, WASHINGTON

CIRCLE 15 ON READER-SERVICE CARD

## Research-Missile System to Spur Advanced Concepts

*Generalized Army Missile System to Cut Lead Time in Modernization; Improved Fuze System to Include 2-D Circuits, Self-Actuating Battery*

**Robert Haavind**

News Editor

**L**AG TIME in adapting new electronic advances to operational tactical missiles may be cut significantly by an Army program to develop a generic tactical missile weapon system incorporating latest technological advances.

This "generalized system" approach to updating tactical weapons may provide a model for future major industrywide systems modernization programs. At least some of the techniques evolved should prove valuable in cutting lead time in project design stages (see p 36).

The electronic portion of the tactical system is being handled by the Army's Diamond Ordnance Fuze Laboratories, Washington, D. C., under its Copperhead fuze program. The over-all modernization program is being directed by the Army Ordnance Corps. Many phases of missile design, including mechanical, ballistic, propellant, aerodynamic, warhead, electronic, and guidance portions, are being integrated in development of a total tactical-weapon system.

When DOFL's fuze portion is completed, the integrated design will be applicable to many

tactical missile systems, with only minor changes necessary to meet the geometric requirements of a particular missile.

It is generally agreed that present operational missiles lag about five years behind the current state-of-the-art in electronics. This occurs, it is felt, because of the necessity for complete redesign if a major improvement is added. This holds back use of new concepts because of the high costs involved, and when redesign does take place only a limited number of new ideas are incorporated. Furthermore, the new techniques are seldom well integrated into the total system.

### **Copperhead Fuze to Include Many Electronic Advances**

The Copperhead fuze will include a host of electronic advances, all highly integrated through a coordinated systems approach. Since the development applies to many tactical weapons, high development costs are divided among a number of programs.

DOFL's electronic package is about one-fifth the size of the fuze equipment used in present tactical missile systems. It weighs about 15 lb

and will fit into the rear of the missile ogive. The entire ogive is filled with electronic gear.

In addition to size reduction, additional intelligence is being designed into the fuze mechanisms. Since accuracy in fuzing is a critical factor in tactical weapons, the Copperhead fuze should significantly increase operational effectiveness. With long-range strategic weapons, fuzing accuracy is not so critical and the benefits of size reduction would probably be applied in other directions. Functional redundancy is a major systems concept being applied to the Copperhead program. For example, programmer signals, fuze intelligence, and some other inputs are provided by a single crystal oscillator which gives a time base for fuze operation. The replacement of a number of single-function devices by one multi-function device means that only a fraction of the total number of parts are needed.

Since fewer total parts are used, the reliability requirement for each part in the multifunction system is lower than it is in the single-function unit with many more parts, assuming that each part must work for the whole fuze system to function properly.


In addition to the functional redundancy concept, Copperhead designers hope to achieve system reliability through low mass, structural integration, and the elimination of moving parts.

### **Alternate Design Approaches Taken Where Concepts Not Fully Developed**

Some parts of the Copperhead electronic package have been designed using advanced concepts which have not yet reached reliability or performance levels suitable for an operational system. In these cases alternate units have been designed using more conventional methods.

For instance, spiral antennas made of printed copper transmission line have been designed, but more conventional antennas are being used until performance of the spiral types improve. Some of the circuitry has been microminiaturized using DOFL's 2-D approach (*ED*, Nov. 9, p 66). The 2-D circuits are built on ceramic wafers using deposited resistors, flat capacitors, wound ferrite toroidal inductors and potted caseless transistors.

(continued on p 17)



**Size reduction** achieved in the Copperhead fuze system is dramatically illustrated by this comparison of a conventional guided missile fuze system, left, and the Copperhead version, right. The conventional fuze weighs 81 lb and the electronic and mechanical units occupy 1,200 cu in. The Copperhead fuze weighs 15 lb and occupies 266 cu in. Diamond Ordnance Fuze Laboratories, Washington, is developing the Copperhead unit.

## NEW PRODUCT

(Advertisement)

### Versatile Crimped Connector For Miniature Coax Cable

A highly versatile crimp-type snap-locked modular HYFEN® connector for miniature coaxial cable has been introduced by the Omaton Division of the Burndy Corporation, Norwalk, Connecticut. This modular HYFEN offers the facility of simple removal of individual snap-locked contacts or gang disconnect.



Both inner and outer contacts are crimped to the conductors, simplifying a previously complicated and difficult process. In addition this process eliminates many of the parts formerly used, and also eliminates any heat in the connection process. The result is a reliable coax connection, easily and quickly installed.

The new plug-and-receptacle unit will presently connect RG195U and #24 shielded miniature coax cable. Connectors for other sizes of miniature coax will be available soon.

Connector frames, of die-cast anodized aluminum, accommodate three, five, or eight inserts, snapped in from either front or back. Inserts for coax cable, of glass-filled diallyl phthalate, accommodate up to 21 contacts. A plug or receptacle insert may hold male or female contacts, or they may be intermixed. Coax cable inserts and standard wire inserts (35 contacts) may be mounted in the same frame.

Contacts can be crimped to cable ends either before or after the harness is in place. Engaging and disengaging forces of low magnitude make it easy to insert, remove, and replace contacts and inserts individually for flexibility and economy in circuit changes and checks.

Burndy Corporation, Norwalk, Connecticut.

CIRCLE 16 ON READER-SERVICE CARD

ELECTRONIC DESIGN • December 7, 1960

# HYFEN

## RACK and PANEL CONNECTORS




One-piece high dielectric strength insert contains molded-in ferrules for positive contact retention. Eliminates one cause of moisture entrapment.

Configurations accommodate three types of contacts: 1. Standard 2. Standard Coax 3. Miniature Coax (below), in any combination. All are plated in accordance with your requirements and are crimp-type, snap-locked HYFEN contacts.

One piece die cast shell design permits inserts to be interchanged in shells allowing dead front in either plug or receptacle.



*crimped-contact reliability—snap-lock versatility*



Type ME

Burndy's line of rack and panel HYFEN connectors offers the high reliability of crimp-type, snap-locked contacts. The versatility of the HYFEN technique is increased by the accommodating of a wide range of wire types and sizes... coax, miniature coax and standard cable.

FOR FURTHER INFORMATION CONTACT OMATON DIVISION

# BURNDY

NORWALK, CONNECT.

BICC-BURNDY Ltd. Prescot, Lancs., England

In Continental Europe: Antwerp, Belgium

TORONTO, CANADA

CIRCLE 17 ON READER-SERVICE CARD

60 19



#### RELIABLE CIRCUITRY IN LESS THAN 1/2 CUBIC INCH

Accurate timing is obtained from a tuning fork vibrating at 360 cps. The tuning fork is electro-magnetically actuated by current pulses from an on-off transistorized switching circuit which uses 8 microwatts of power.

The circuit consists of related loops with a Raytheon transistor and 1.3 volt mercury cell common to both. The left loop of the circuit (capacitor, resistor, and phase-sensing coil) triggers the transistor at the proper instant to deliver current to the tuning fork drive coils in the right loop, thereby maintaining tuning fork vibration.

## GUARANTEED ACCURACY

To one minute per month provided by new Bulova electronic timepiece

A whole new concept of timekeeping accuracy has resulted from development of the new *Accutron*\* wrist timepiece by Bulova Watch Company, Inc. Bulova guarantees accuracy within *one minute per month* for its revolutionary new timepiece.

*Accutron's* high accuracy — suitable for laboratory experiments — is obtained by using a unique "tuning fork" design and a transistorized circuit in place of the traditional balance wheel, hairspring and escapement. Raytheon submin transistors are specified exclusively for *Accutron*.

\*Trademark—Bulova Watch Co., Inc.

## NEW SUBMINIATURE TRANSISTORS

Save space, save weight with no loss in reliability

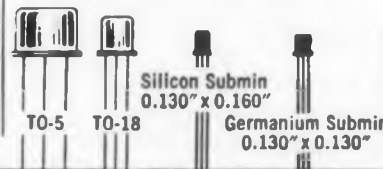
These new submins, equivalents of Standard TO-5 transistors in electrical performance and reliability, embody top Raytheon quality. They are hermetically sealed in the industry's only welded submin package for utmost reliability under extreme conditions.

Raytheon, a pioneer in the development of submin transistors of exceptional reliability, has many submin transistors to meet a wide range of circuit applications. Eighteen standard types are available in germanium and silicon, in NPN and PNP to meet your design requirements.

#### WRITE FOR SUBMIN DATA SHEETS

SILICON		GERMANIUM	
SUBMIN	TO-5 EQUIVALENT	SUBMIN	TO-5 EQUIVALENT
NPN 2N745	2N337	PNP 2N799	2N404
NPN 2N746	2N338	PNP 2N805	2N428
NPN 2N747	2N1382	PNP 2N811	2N416
NPN 2N748	2N1387	PNP 2N813	2N417
NPN 2N749	2N1388	NPN 2N815	2N388
NPN 2N750	2N1389	NPN 2N821	2N440
NPN 2N751	2N1340		
NPN 2N789	2N332		
NPN 2N790	2N333		
NPN 2N791	2N334		
NPN 2N792	2N335		
NPN 2N793	2N336		

#### COMPARE ACTUAL SIZES



## RAYTHEON COMPANY

### SEMICONDUCTOR DIVISION

RAYTHEON

SILICON AND GERMANIUM DIODES AND TRANSISTORS • SILICON RECTIFIERS • CIRCUIT-PAKS  
 ENGLEWOOD CLIFFS, N. J., Lowell 7-4911 (Manhattan, Wisconsin 7-8400) • BOSTON, MASS., Hillcrest 4-8700 • CHICAGO, ILL., National 5-4000 • LOS ANGELES, CAL., Plymouth 7-3151  
 ORLANDO, FLA., GArden 3-0518 • SYRACUSE, N. Y., HOWard 3-9141 • PHILADELPHIA, PA., (Haddonfield, N. J.), HAZel 8-1272 • BALTIMORE, MD., SOuthfield 1-0480  
 CLEVELAND, OHIO, Winton 1-7716 • DAYTON, OHIO, BALDwin 3-8128 • DETROIT, MICH., TRinity 3-5330 • SAN FRANCISCO, CAL., (Redwood City), EMerson 9-8698  
 CANADA: Waterloo, Ont., SHerwood 8-8831 • GOVERNMENT RELATIONS: Washington, D. C., METropolitan 8-8208

CIRCLE 18 ON READER-SERVICE CARD

## NEWS

Until reliability and performance of these circuits are better, however, their use is being simulated by miniature components packed into clusters.

When some of the latest developments being used reach operational status, even further size reductions can be expected in the Copperhead unit.

Miniaturization in Copperhead circuitry permits a 90 per cent decrease in interfaces and connections. Connection to all external elements is provided by a single plug because of the structural and electronic integration of many subsystems.

Mounting of circuits on a cellular aluminum block adds strength to the over-all missile structure. The cellular aluminum acts as a shock absorber and vibration isolator, provides a very high natural resonant frequency, and also serves as electrical shielding for circuits.

#### Self-Actuated Battery, Digital Timer Among Copperhead's Advanced Subsystems

A new type of self-actuating reserve battery is contained in the Copperhead fuze system. It provides the highest energy per volume or weight ratio of any known power source, according to a DOFL spokesman. Electrolyte is carried in a separate, but self-contained, chamber. At the proper time during flight a programmed signal automatically trips a valve, in effect. This releases the electrolyte so that a galvanic reaction begins and the battery starts to supply electricity. The cell will supply 28 v at several amperes and is said to have indefinite storage life.

The miniaturized programming device in the system includes a digital timer in place of the conventional mechanical synchronous clock. The electronic timer is equivalent to a synchronous clock with five cam positions, allowing initiation of five events. Crystal oscillator precision and the elimination of moving parts significantly improves accuracy over present methods. Intervals up to about 200 sec can be timed.

Strip transmission line replaces waveguide or coaxial cable, and such conventional components as pass band and reject filters, power dividers, and diplexers have been converted to strip line. Microminiature diodes and mounts will also be imbedded in strip line.

Another Copperhead concept, now in the breadboard stage, is an automatic monitor and setting device small enough to be held in the hand. This is expected to replace the many consoles of electronic check-out and setting equipment used with present tactical missile systems.

All manual settings presently required in preparing missiles for launch would be eliminated with the new approach. Settings could be pro-



**Cellular aluminum** like this is being used to mount electronic units in the Copperhead fuze system. Density is about half that of solid aluminum.

gramed into the missile with the new external device up to the instant of launch. The usual field check-out and readiness inspection of missiles would also be done automatically by the new equipment.

The automatic monitoring and programing device now being designed uses digital techniques because transistors are still too voltage-sensitive for an adequate analog system. In the future, however, it is hoped that a shift to analog operation will be possible because this will reduce the number of parts required.


The fuze system itself will be almost completely transistorized. The use of transistors has been held back up to now because of high nuclear susceptibility. Improvements in semiconductor technology, however, are rapidly overcoming this draw-back, so that in many cases transistors are almost as radiation-resistant as the tubes they replace.

Solid-state switches are replacing conventional mechanical relays in the Copperhead fuze. Until recently it was felt that from the safety standpoint it was necessary to use a relay with an air gap for positive contact separation. Transistor leakage has now been reduced to such low levels that this precaution is no longer felt necessary.

The objective of the Copperhead fuze program is not the achievement of production-type reliability, but rather the inherent reliability of suitably chosen and integrated techniques. When a required number of satisfactory flights have been made the systems concept developed for Copperhead will become useful for any tactical missile system. ■ ■

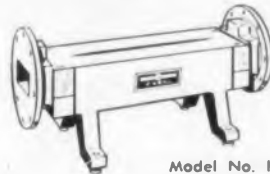
# Interchangeable SLOTTED SECTIONS

convenient and positive

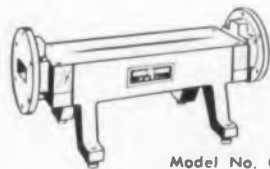


- conveniently interchangeable waveguide sections
- no slope adjustment required
- vernier position scale readable to 0.1 mm.
- dial gauge holder and movable stop
- tapered slots to minimize residual VSWR

## INTERCHANGEABLE WAVEGUIDE SECTIONS



Model No. H115A




Model No. C115A



Model No. W115A

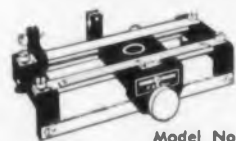


Model No. X115A



Model No. Y115A

## UNIVERSAL CARRIAGE



Model No. Z116A

Like the finest camera with a precisely fitted set of lenses, the FXR Universal Carriage and family of five Interchangeable Slotted Sections are matched to perfection. "Togetherness" with this unrivalled modular waveguide system gains new meaning . . . more rapid interchange of each section without tools or need for alignment, and more dependable performance over the entire frequency range from 3.95 kmc to 18.00 kmc. Another fine FXR "package" with quality and reliability built into it—from the first mark on the drawing board.

## SERIES 115 PRECISION SLOTTED SECTIONS

MODEL NO.	FREQUENCY RANGE (KMC)	WAVEGUIDE DIMENSIONS (Inches)	INSERTION LENGTH	WAVEGUIDE TYPE	FLANGE TYPE
H115A	3.95- 5.85	2 x 1	10 $\frac{3}{8}$ in.	RG-49/U	UG-149A/U
C115A	5.85- 8.20	1 $\frac{1}{2}$ x $\frac{3}{4}$	10 $\frac{3}{8}$ in.	RG-50/U	UG-344/U
W115A	7.05-10.00	1 $\frac{1}{4}$ x $\frac{5}{8}$	10 $\frac{3}{8}$ in.	RG-51/U	UG-51/U
X115A	8.20-12.40	1 x $\frac{1}{2}$	10 $\frac{3}{8}$ in.	RG-52/U	UG-39/U
Y115A	12.40-18.00	0.622 x 0.311 ID	10 $\frac{3}{8}$ in.	RG-91/U	UG-419/U

ACCESSORY: FXR Model No. B200A Tunable Probe.  
All units when mounted in Z116A Carriage:  
Slope—1.01 max. Irregularity—1.005 max.


Write for Bulletin No. SS115 or contact your local FXR representative.



## FXR, Inc.

Design • Development • Manufacture  
25-26 50th STREET • RA. 1-9000  
WOODSIDE 77, N. Y. • TWX: NY 43745

PRECISION MICROWAVE EQUIPMENT • HIGH-POWER PULSE MODULATORS • HIGH-VOLTAGE POWER SUPPLIES • ELECTRONIC TEST EQUIPMENT  
CIRCLE 19 ON READER-SERVICE CARD



**Immediate Local Deliveries**  
for small runs, production  
emergencies or design needs . . .  
from over 30 strategically located  
parts distributors . . . At factory  
prices in lots up to 1000 of a value.

Would you buy  
fixed resistors  
just because they're the  
easiest to solder?

*Of course you wouldn't!*

But when you add the highest degree of "solderability" of any resistors on the market to top-notch reliability in other physical and electrical characteristics — well, that's something else. Like a lot of other cost-conscious producers, you'll then be using Stackpole Coldite 70+ Resistors!

Stackpole Coldite 70+ "solderability" saves time and money in your production. It assures perfect connections that eliminate a lot of possibilities for costly field service later on.

Coldite 70+ performance fully matches the "solderability" of the leads. They're designed to meet or excel MIL-R-11 in every respect. And they're tops in load life, humidity and moisture tests!

Electronic Components Div.—**STACKPOLE CARBON CO.**, St. Marys, Pa.



**STACKPOLE**  
*Coldite 70+*  
fixed composition resistors

CERAMAG® FERRITE CORES • VARIABLE COMPOSITION RESISTORS • SLIDE & SNAP SWITCHES • CERAMAGNET® CERAMIC MAGNETS • FIXED COMPOSITION CAPACITORS  
BRUSHES FOR ALL ROTATING ELECTRICAL EQUIPMENT • ELECTRICAL CONTACTS  
GRAPHITE BEARINGS, SEAL RINGS, ANODES • HUNDREDS OF RELATED CARBON & GRAPHITE PRODUCTS.

CIRCLE 20 ON READER-SERVICE CARD

## NEWS

### New Sensitive Image Tube

*Night-Vision Glasses, Periscopes  
To Use Westinghouse Astracon*

**T**HIN-FILM dynodes are given credit for the high sensitivity and resolution claimed for the Astracon, an experimental image-amplifier tube now in prototype production at Westinghouse's Electronic Tube Dept., Elmira, N.Y. The new tube has already been applied in photographing cosmic-ray scintillations, in astronomical observations, and may be used in binoculars and tank periscopes now under development for night warfare by the Army's Research, Engineering, and Development Laboratories located at Fort Belvoir, Va.

The input end of the Astracon uses a photocathode of cesium antimonide (S-11) or other suitable material depending on the light-frequency sensitivity desired. Electrons emitted from the photocathode are accelerated and focused onto a thin-film dynode which is the heart of the tube.

The dynode consists of a vapor-deposited aluminum film backed by a layer of potassium chloride or barium fluoride. Each layer is approximately 800-A thick; the dynode is self-supporting and said to be highly vibration and shock resistant.

Secondary electrons emitted from the first dynode are accelerated and focused onto a second, identical dynode. The process is repeated for a third and fourth dynode. Electrons emitted from the fourth dynode are imaged on a P-11 or



**Astracon image amplifier** is examined by Westinghouse scientist Dr. J. W. Coltman. Tube employs new thin-film dynodes and may be applied in night warfare devices, astronomy and nuclear science.

## Uses Thin-Film Dynodes

other phosphor screen at the output end for viewing or photography.

The four circular dynodes are spaced at 1-cm intervals along the axis of the tube. Accelerating voltage between stages is 4.5 kv except for the last stage; where an 18-kv potential is used to maximize image brightness on the phosphor screen. Focusing is by a 500-gauss field from a barrel-shaped alnico magnet.

### Minimum Gain of 5,000 Gauss Is Specified for Astracon

A minimum gain of 5,000 (with a P-11 phosphor) is specified for the Astracon. Dark noise is claimed to be equivalent to a  $10^{-8}$  ft-c input. According to James Hall, manager of the camera and storage-tube department at Westinghouse's Elmira plant, the low-noise figure is largely due to the absence of light feedback and ion feedback achieved by the dynode structure of the tube.

In conventional image amplifiers, separate phosphor screens and photocathodes are used instead of dynodes and electron-to-light conversion occurs at each amplification stage. The compartmentization of the tube envelope by the dynodes also tends to reduce noise.

Resolution of the tube is 12 line pairs per millimeter. Distortion of the focusing field by the finned envelope (see photo), borrowed from another project, is given as the main reason for this low figure. Westinghouse designers plan eventually to use a different envelope and hope to double the present resolution.

### Short Life of Thin-Film Dynodes Is One Drawback to Tube

One drawback to the tube is the apparently short life of the thin-film dynodes, particularly at higher light intensities. The potassium and barium salts tend to decompose; a company spokesman indicated that 200 hr is considered a reasonable life expectancy for present versions of the tube. (Pilot models of the Astracon are being marketed at about 7,500 per copy.) The Army is interested in rather longer operating times and Westinghouse hopes eventually to increase tube life to 500 hr.

In another project involving the Astracon, fiber optic disks are being developed for improved light coupling between scintillation crystal and photocathode. Similarly, these disks could be used to couple the phosphor screen of one tube to the photocathode of another. ■ ■



## Thiokol PROGRAMS X-15 ENGINE TESTS WITH AMP PATCHBOARDS

To test the 50,000 pounds of whoosh in its new X-15 engine, Reaction Motors Division of Thiokol Corporation required versatile and reliable programming systems to connect instrumentation to six different test stands. With the assistance of AMP engineers, Thiokol installed six patchboard programming systems that can connect one set of test instruments of any of six test stands with a flick of the wrist—a saving of time, personnel and equipment. In addition to tremendous flexibility, AMP systems—either universal or shielded—provide a number of exclusive features including pre-cleaning of contact pins and springs, rugged take-a-beating construction, an almost unlimited range of sizes, plus electrical characteristics suited to the most sensitive applications—all contributing to top notch reliability.

For the complete story, write for our Patchcord Programming Catalog.



Reaction Motors' technician switches instrumentation from one test stand to another with a flick of the hand.

# AMP INCORPORATED

GENERAL OFFICES: HARRISBURG, PENNSYLVANIA

AMP products and engineering assistance are available through subsidiary companies in: Australia • Canada • England • France • Holland • Italy • Japan • West Germany

CIRCLE 21 ON READER-SERVICE CARD

# Kinney®

## BBSM VACUUM VALVES

say, "STOP" and "GO" and Mean It!



The new Series BBSM KINNEY Vacuum Valves form a reliable force of "Traffic Cops" for your Vacuum systems. In sizes 1", 1½", 2" and 3", these Bronze Bellows Sweat Fitted Valves are especially designed for Vacuum applications having soldered or brazed manifolding. They are of the globe type with non-rising stem, with positive isolation of rotating parts. The brass bellows is sealed to the seat disc and bonnet flange by static "O" rings of Buna N.

Assembly of KINNEY BBSM Valves into the Vacuum system is supremely simple. Removal of stem, cover and bellows assembly as a unit from the body of the Valve is accomplished by unscrewing four cap screws — thus replacement of bellows is no problem. Each KINNEY BBSM Valve is mass spectrometer leak tested to assure vacuum tightness.

### KINNEY VACUUM DIVISION THE NEW YORK AIR BRAKE COMPANY

3561M WASHINGTON STREET • BOSTON 30 • MASS.

Please send me Bulletins 3421.1A and 3421.3 giving full information and prices on KINNEY BBSM Vacuum Valves.

Name \_\_\_\_\_

Company \_\_\_\_\_

Address \_\_\_\_\_

City \_\_\_\_\_ Zone \_\_\_\_\_ State \_\_\_\_\_

WRITE FOR  
CATALOG  
BULLETIN  
NO. 3421.1A  
TODAY!

CIRCLE 22 ON READER-SERVICE CARD

## WASHINGTON REPORT



Ephraim Kahn

SPACE PROGRAM IS ACCELERATING, with current schedules calling for 24 to 30 "major launches" per year over the next several years. These will, presumably, include Scout firings, which require less time on the pad than do rockets with cryogenic fuels. In the third quarter of 1961, test flights of the Atlas-Centaur will begin. This, it is hoped, will put spacecraft weighing 8,500 lb into a 300-mile orbit. The Thor-Agena B (expected to be a workhorse of the space program) and the Atlas-Agena B will come into operation for the NASA and Space program late in 1961. They will lift between 1,600 and 5,000 lb. Early in 1961, NASA chief Glennan says, "one of the seven astronauts will be lofted about 125 miles above the surface of the earth and will land some 200 miles down-range." The flight will last 16 minutes and involve five minutes of weightlessness. If successful, this will shed light on most of the space-flight problems other than re-entry. It will not, of course, mark a breakthrough in rocketry; the Discoverer series of launches involves more thrust.

BIGGER MILITARY SPACE ROLE will be sought from the Kennedy Administration. First steps toward justifying expansion of the military's space activities have already been taken. A small (under \$140,000) study contract has been awarded for design of a transport space vehicle—a part of the SLOMAR (Space Logistics, Maintenance, and Rescue) program. The proposed vehicle would supply manned satellites. Also in the works are contracts for other aspects of the program, including environmental subsystems, radar, navigation, homing devices, and the like. A major objective of the military will be to get an agreement from the new Administration that will, at the very least, enable it to keep a watchful eye on research.

NEW PROPRIETARY-DATA POLICY of the Defense Department is starting to take shape. Industry associations have been asked to comment on proposals to relate ownership of technical data and patent rights to the financing of their development. The new rules would apply to both prime and subcontractors, and comparable contract clauses relating to data rights would have to be used in each type of pact. The government expects to set up two classes of data ownership:

UNLIMITED RIGHTS would be granted to the government in technical data which was developed at federal cost. The government would be free to use this information as it wishes and to disseminate it as it sees fit to companies submitting bids on competitive purchases.

UNLIMITED RIGHTS in data will be given to the government when data has been paid for by private industry. This will bar government use of the data in letting competitive bids. It



will not, however, permit the contractor to set excessive prices. Note, however, that stiff criteria are set for taking "limited rights" in data. For example, this will normally be applied to products developed and sold (or offered for sale) by industry before performance of a related contract.

SHADOWY AREAS ARE MANY, and individual solutions will have to be found. But there are some general principles. Where it can be shown that data were developed in part at private expense and in part at government cost, the division of rights will fall along the lines of financial responsibility. But the government will have the power to negotiate "an equitable price" for the contractor's data. By preference, this will be done during negotiation of the initial contract in which the data may be involved. The government is aware that there would be limited value (if any) in having unlimited rights to only a part of necessary data. It may elect to renounce the rights it has or to obtain unlimited rights to everything it needs. As a general rule, unlimited rights in technical data will be taken under formally advertised contracts only when the data is to be developed under the contract.

SUBSEQUENT PURCHASES of items using contractor-developed technical data would be conducted under a proposed new order of preference after the new data-ownership policy goes into effect. First choice would be competitive procurement, but the government notes that this may be impossible in "complicated procurements" or where items of "obscure design" are sought. Competitive procurement includes both negotiation and formal advertising "using performance or other specifications which do not contain data developed at private expense to which the government does not have unlimited rights." This contemplates use of "brand name or equal" and use of a model. "Non-competitive procurement" is second choice only when competitive purchasing is impossible and "where the developer has adequate productive facilities and is not seeking to overcharge the government." The Defense Department says it "should not hesitate to state a policy encouraging the appropriate use of this method of procurement" provided safeguards against abuse are adequate.

LICENSING BY THE DEVELOPER is the third proposed procurement method. It would be used when additional production is needed that cannot be obtained by competitive bidding.


"REVERSE ENGINEERING" would be available to the government as a last resort. It is considered "an inducement to fair pricing, and should be tightly controlled." Reverse engineering entails the setting of a design specification by the government based on inspection and analysis of an existing product. This specification would be used for competitive procurement, but only "in a few circumstances where there is an essential government requirement for items of identical design and where the developer is unreasonable in his price demands."

ESPECIALLY BROAD RIGHTS will be taken by the government when it has provided "unusual support to specific product improvement or research and development programs beyond the support normally provided as a reasonable overhead allowance." In such a case, the government will not only keep unlimited technical data rights, but it will retain patent licensing rights as well.

CIRCLE 23 ON READER-SERVICE CARD >

At Bogue Electric Mfg. Co....

# where stability is vital



**RED/LINE** timing relays  
guard against extreme heat

In the high cycle motor generators produced by the Bogue Electric Mfg. Co., the stability of the thermal relay is a vital operating factor. That is why Bogue design engineers selected G-V Red/Line Thermal Timing Relays over all others to delay the operation of the water pressure protective circuit while water pressure is built up in the cooling coils during starting of the motor generator. The Timing Relay then inserts the protective circuit and thus dangerous extremes of heat are avoided, insuring the efficient performance of the generators. **So, at Bogue the high quality of G-V Timing Relays is "paying off".**

More and more companies are finding the reliable performance of G-V Red/Line Timing Relays makes them best for their products. G-V Red/Line Relays will "pay off" in your product, too. Your customers appreciate the importance of high quality, reliable components. G-V Red/Line Timing Relays are specially designed for industrial applications. They have the precision, reliability and long life needed to "pay off" in industrial use.

Your G-V distributor has them in stock now. Call him or write for Bulletin 131 today.




**G-V**

**G-V CONTROLS INC.**  
Livingston, New Jersey

# Electronic Products **NEWS**

by **CARBORUNDUM**<sup>®</sup>

## Custom-built DUMMY MAGNETRON LOAD inserts in magnetron socket



(1) Heat exchanger (2) Pump — water and ethylene glycol (3) GLOBAR 500 watt resistor to simulate magnetron filament characteristics (4) Varistor load bank to simulate anode characteristics (5) Ceramic-to-metal assembly duplicating magnetron termination (6) "O" ring sealed aluminum cast housing.

CIRCLE 804 ON READER-SERVICE CARD

The dummy magnetron load at left, cut open to show construction, was designed by Hazeltine Corporation engineers and produced by Carborundum's Global Plant. It is used as a stable termination of known characteristics for evaluating the pulse performance of the Hazeltine AN/APS-95 transmitter modulator, newest Air Force early warning radar development.

The dummy load dissipates 10 kw average power. Peak pulse amplitude is 50/70 kv. Unique features include provision for direct insertion of the load in magnetron socket, use of liquid heat exchanger and inclusion of a proportional viewing resistor.

This load is typical of custom-built devices by Carborundum, utilizing the non-linear characteristics of GLOBAR<sup>®</sup> resistors and varistors. Ceramic-to-metal assemblies and ceramic parts were produced at Carborundum's Latrobe Plant. For information on high power packaged loads to suit your requirements, write Global Plant, Refractories Div., Dept. EDL-120, Carborundum Co., Niagara Falls, N. Y.

CIRCLE 805 ON READER-SERVICE CARD



## Crushable Ceramic Preforms —Swaging tubes for thermocouples

These preforms are used for stringing on thermocouple leads, insertion in seamless stainless steel sheaths and subsequent crushing during swaging to produce densely packed ceramic powder insulation. They are now available in a choice of materials:

Low Boron Content Magnesium Oxide  
High Purity Aluminum Oxide (Fused and Calcined)

Stabilized Zirconium Oxide  
Low Hafnium Stabilized  
Zirconium Oxide

Preforms are offered for one, two and four hole applications, with other multiple four up to six hole tubing available on request. Sizes range from .022" O.D. with holes from .005" diam. as standard sizes. Special diameters made to specifications. For complete technical data, write Latrobe Plant, Refractories Div., Dept. EDP-120, Carborundum Company, Latrobe, Pa.

CIRCLE 806 ON READER-SERVICE CARD

## CUSTOM-BUILT SEALS AND METAL-BONDED CERAMICS



### offer advantages for your product

The samples shown at left are typical of the many types produced by Carborundum's Latrobe plant.

#1 is a metal-bonded ceramic-to-metal assembly with an operating range up to 500 C in air and 1080 C in controlled atmosphere. It's highly resistant to thermal and physical shock and can be readily brazed. Used for thermopile lead-throughs, pressure vessels, space capsules, canned nuclear pumps and reactors, heating elements, rectifier housings.

#2 is another example of metal-bonded ceramic with similar properties.

#3 is a silver metallized ceramic part for less severe requirements. Operating range up to 150 C.

#4 Vacuum-tight lightweight glass-to-metal assembly produced with KOVAR<sup>®</sup> matched expansion type glass seals. The glass and metal oxide interfuse to make a true chemical bond. For information, write Latrobe Plant, Refractories Div., Dept. EDS-120, Latrobe, Pa.

CIRCLE 807 ON READER-SERVICE CARD

CIRCLE 804, 805, 806, 807 ON READER-SERVICE CARD

## NEWS

### Two Additional Optical Masers Reported by Raytheon and MIT

Raytheon and the Lincoln Laboratories of MIT have become the newest members of the optical maser club, it was learned by ELECTRONIC DESIGN. Both organizations have recently achieved maser action in a ruby crystal in the manner first demonstrated by Dr. Theodore H. Maiman of the Hughes Research Laboratories. Including the Bell Telephone Laboratories, organizations producing optical masers now number four.

Other organizations reported close to the achievement of a maser include Philco and Technical Research Group, Inc.

Raytheon's device was demonstrated late last month before a private research seminar at MIT. As in previously demonstrated optical masers, pumping energy is supplied by a high intensity flash tube, resulting in intermittent operation. Average power during the 100  $\mu$ sec operating cycle was reportedly 1 kw.

In demonstrating the maser, Dr. Hermann Statz, director of Raytheon's research in theoretical physics, noted that the output consisted of very short pulses. This supported observations first reported by the Bell Telephone Laboratories. Dr. Statz stated that this effect could be eliminated by using extremely high-intensity pumping light and also disclosed that Raytheon is experimenting with 500-w mercury-vapor tubes of "special design."

### Raytheon Began Work Last August On Its Present Device

Company spokesmen were reluctant to elaborate on specific performance details or future direction of research in optical masers. It was pointed out that work on the present device was begun only last August. Drs. Clinton Shafer and Clarence Luck of Raytheon's research division were credited with a major role in development of the maser.

The Lincoln Laboratories maser is again essentially a duplication of the Hughes "Brute Force" maser. A slender ruby cylinder with interferometer mirrors plated at each end is pumped by a high-intensity light source and emits a relatively narrow and coherent signal at 6943 A. Public demonstration of the maser and release of performance data by Lincoln Laboratories is expected in the near future.

In a related development, it was learned that the Wright Air Development Division is considering acquisition of an optical maser from Hughes. The unit would be studied for possible use in light radar and optical doppler space navigation systems.

CIRCLE 24 ON READER-SERVICE CARD

ELECTRONIC DESIGN • December 7, 1960

## Bell Labs' Data-Phone System Uses Regular Telephone Hookup

"The Data-Phone concept of text and data transmission over the regular telephone network is one of the most significant and far-reaching business developments of the computer age, establishing a new milestone in communications leadership for the Bell Telephone System," according to R. F. Landry, assistant vice president, American Telephone and Telegraph Co.

Linking different locations together over regular telephone lines, Data-Phone, developed by Bell Laboratories, enables business machines to talk with each other. This highly flexible system now carries up to 1,200 bits per sec or roughly 1,600 wpm. It handles information from any media such as punched cards, paper, or magnetic tape—and even handwritten messages and diagrams.

Data-Phone sets receive information in the form of pulses or bits from the originating machine and convert the pulses to tones suitable for telephone circuit transmission. At the receiving end, Data-Phone sets convert these tones back to electrical pulses which feed into business machines, tele-typewriters or other equipment.

### Four Data-Phone Sets Available from Bell System

The Bell System, thus far, has available four different Data-Phone sets—Data-Phone 100, 200, 400, and 600. Each has been especially designed to work with various types of business machines and transmit at speeds varying from 75 to 1,200 bits per sec, which is roughly the equivalent of 100 to 1,600 wpm.

Data-Phone 200, with a current capability of approximately 1,600 wpm, is the closest to a "universal" system because of the large number of business machines designed to work with it. These currently include Bell System 1,000 W.P.M. Teletype, RCA High-Speed DASPAN, Teleregister, several IBM Teleprocessing systems (Transceiver, 1009, 7701) and the Digitronic Corp.'s new Dial-O-Verter. Among them, these machines offer the choice of punched tape, magnetic tape, punched cards, computer-to-computer or interrogation of central computer.

Data-Phone's current maximum transmission rate is expected to be increased to 2,000 bits per sec within a year. Moreover, AT&T is reported to have developed a system with a capability of 1.5 million bits per sec using pulse code and pulse amplitude modulation.

The Bell System has made more than 1,000 installations of Data-Phone sets in the past two years. It expects to have 10,000 in operation by the end of 1961 and up to 200,000 sets functioning by 1965.

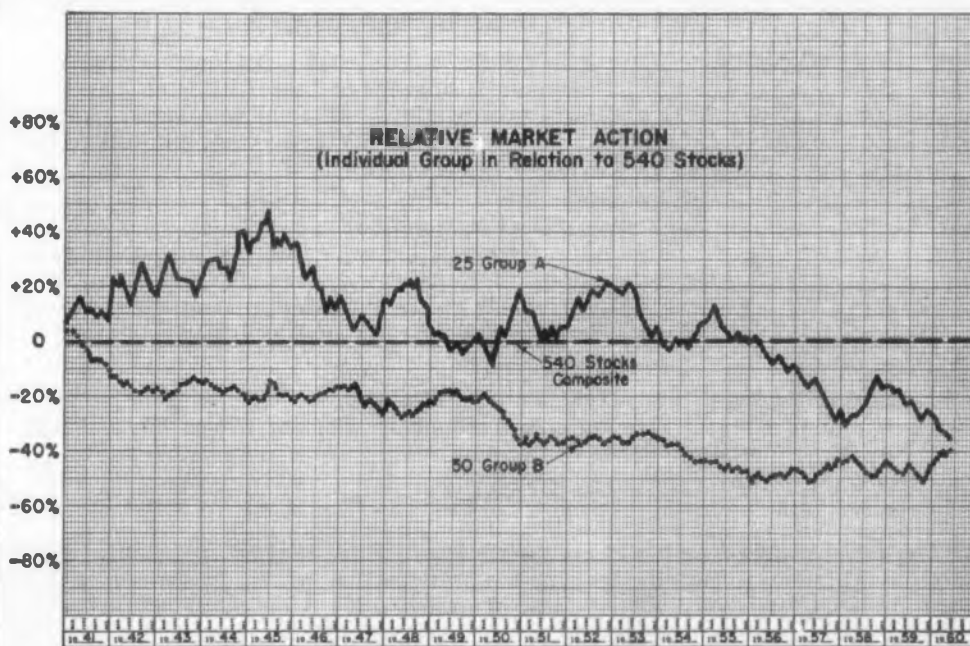
## Some Ideas

A graph can be defined as: "A picture of a collection of facts." Often, like that well known Chinese watercolor, a graph is worth a thousand words—or figures. There's no question that graphs speed up comprehension. In some cases, no other way exists to show the subtle interaction of statistics and data except by graph. It's no wonder that legions of engineers, architects, scientists and businessmen rely on graphs and charts to give them the complete information they need.

The big wonder is that more don't know and take full advantage of the fabulous variety of graph papers available from K&E. This is sort of a crusade with us—and has been ever since the turn of the century (a *billion plus* graph sheets ago).

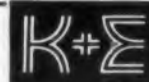
### Just The Right Sheet For You

The graph sheet shown below is just one of thousands of job-matched papers made by K&E. These are grids and patterns evolved to solve *specific* needs. The chances are roughly 1000 to 1 that we have exactly the paper you need to chart the statistics of your company or job.



12,300 variables at a glance. Here's a typical stock market chart used to study relative market action. Center line is market behavior of 540 stocks over 20-year period. Two basic stock groups of 25 and 50 individual stocks, averaged, are plotted against market (figured at zero per cent). Resultant chart shows all-important slope of curve which—far more than gross increases—tells the story of the stocks' vitality. No list of statistics, no matter how exhaustive, could give the relative interactions shown here. This picture is possible only with a graph.

But if we don't have what you want—if we lose that 1000 to 1 bet—we'll gladly pay off by working with you to create exactly what you need. We've done this thousands of times for other customers. Just recently it was the U.S. Bureau of Standards. We worked with them to devise two new sheets for recording the complex heat reaction patterns of various insulating materials. These two sheets are already "standards" in the electrical industry.



for your file of practical information on graph papers

KEUFFEL & ESSER CO.

### Choosing That "Right Sheet"

What is the graph paper that will do the best job for you? (Actually, there may be more than one—dozens perhaps.) We could answer that here, but we've already done so in a brand new edition of our famed K&E Graph Sheet Catalog. Not only does this catalog guide you in the



selection of the sheets you need, it shows you—often full size, in color—the patterns in question.

We've printed an ample supply of this new catalog, and are prepared to send you your copy *free*. Just return the coupon below.

### What Makes Graph Papers Different?

There's a wide gulf of quality in graph papers—more than you'd dream possible.

Only the finest sheets can really accomplish the complex, accurate work they're designed for. That's why we build-in three important features:

**PRINT.** Every K&E Graph Sheet ever made was printed from precision-engraved plates by the *letter-press* process. Offset printing, to our way of thinking, relies unduly upon the vigilance and skill of the printer. Variation from lot to lot is a distinct possibility. We have never taken that chance... and we're the *only* manufacturer of graph papers that hasn't.

**PAPER.** All K&E graph sheets—translucent or opaque—are printed on papers with at least 50% rag content—in some cases 100%. Every square foot of this stock is examined in our quality control labs *before* being sent to the printer. Top grade paper means that adjustment upward in accuracy and long life which is so important to so many people.

**PACKAGE.** Locating graph sheets can be a chore if they're packaged in old-fashioned boxes or envelopes where you can't see what's inside. Especially true if you use a big variety of sheets. Solution: the new *visual* package offered by K&E. The package has a "window" in front so you can see the sheet inside. In addition, there's a full description of the style, number of grids, line color, type of paper, etc. printed on three sides of the package. Designed to serve as a file folder, the package can be stored flat if desired.



We'd like you to see this new package, and a representative sampling of K&E graph sheets you can more than likely put to immediate use. This too is yours free just for returning the coupon below.

And for all the facts about graph papers, and any other of the 9,000 products made by K&E, see your nearby K&E dealer.

KEUFFEL & ESSER CO., Dept. ED-12, Hoboken, N. J.

Please send me your new graph-sheet package with samples of K&E graph paper, and the latest K&E Graph Sheet Catalog & Selection Guide.

Name & Title: \_\_\_\_\_

Company: \_\_\_\_\_

Address: \_\_\_\_\_

CIRCLE 25 ON READER-SERVICE CARD

CIRCLE 24 ON READER-SERVICE CARD

ELECTRONIC DESIGN • December 7, 1960


# Design The Future Into Your Product With General Electric Electronic Components

Never has the designer been faced with more of a challenge. You must design for the future today. Specifications you pencil in on the blue print can automatically spell obsolescence for your design. If this is a problem with your product, you should specify General Electric electronic components . . . components designed with the future in mind. For example, see the . . .

## FUTURE built into G-E high-frequency fluid-filled magnetic components

Designed to meet wave shape, inductance, and frequency requirements in modern radar and communication systems.

Special light weight, or conventional size Commercial or MIL-T-27A



### Pulse Transformers

- Pulse widths from below .1  $\mu$ sec thru 2000  $\mu$ sec
- Rep rates up thru 10,000 pps
- Peak kw up to and above 100,000 kw
- Kv outputs up thru 500 kv
- Monofilar, bifilar, trifilar
- Droops, near zero to 20% as required
- Rise times 10%—faster or slower as required
- Resistive or biased diode loads

### Associated equipment and added features

- Capacitance dividers
- Multiple-output windings
- Trigger windings
- Resetting for long-pulse-length units
- Filament transformers
- Tube-mounting compartments
- Special mechanical design to fit application and location applicat Clipper (inverse) diodes

### Charging Inductors

- Resonant or linear charging
- LI<sup>2</sup>pk values from below .1 to over 5000
- Voltages up thru 80 kv with 40 kv d-c supply, or higher
- Frequency to specification

### Modulation Transformers and Inductors

#### For high-level modulation

Modulation transformer frequency response for a typical 250 kw unit is 10 cycles to 20 kc ( $\pm 3$ db). Lower or higher powers are available with good response. Shunt feed inductors to match the modulation transformer.

### Saturable Reactors

For high-voltage and/or high-frequency application.  
For more information, circle 840 on reader service card.

## NEW PRODUCTS

### NEW Light-weight Radar Transformer

Typical of General Electric's advanced custom-designed high voltage transformers, is this specially designed light-weight pulse transformer shown with its taller predecessor. Through advanced design techniques, this airborne pulse transformer weighs 22 lbs, 10 ounces and has 50% higher power than the previous 38 lb unit on the right. This is still another example of the future which is built into the wide range of High Voltage Specialty Transformer products from General Electric

For more information on these and other Specialty Transformers, circle 849 on the Reader's Service Card.



### NEW Tantalytic Capacitors in ratings to 300 volts

The General Electric Company has announced the availability of a new high-voltage foil capacitor, rated to 300 volts at 85C and 250 volts at 125C, in both polar and non-polar designs. The new units are smaller than previously available capacitors with similar voltage ratings and also provide size and weight advantages over series arrangements of lower voltage units.

Circle 848 on reader service card. 671-02



The complete line of General Electric Tantalytic® capacitors fills a wide range of critical electronic applications. Small in size and unsurpassed in reliability, G-E Tantalytics perform within specification requirements even at environmental extremes.

® Registered trademark of General Electric Co.

For more information about General Electric Tantalytic capacitors, circle these numbers on the reader service card.

KSR	125C Rectangular	WET SLUG	SOLID	125C	85C
842	843	844	845	846	847

# EDITORIAL

## Managing One's Own Time

Without wise management of time, company earnings slip, management becomes ineffective, and engineers find they are getting nowhere.

On the other hand, the fact that the rate of engineering accomplishment can soar when time is managed well was brought home to ELECTRONIC DESIGN's editors as they worked on this issue's Staff Report, "Cutting Lead Time in Design." During their visits to firms who were achieving short lead times, our editors noted that there was a strong consciousness of the necessity "to manage time" down the line. (They also noted that the rate of technical accomplishment and personal satisfaction could actually be higher than in some lackadaisically managed normal-paced projects.)

But what is the management of time?

A recent book, James T. McCay's "The Management of Time," pursues the interesting possibility that in our present age of technical innovation, today's management of time depends on yesterday's self-education. For, Mr. McCay reasons, time can best be managed by the creative-minded leader who can produce the novel approaches which lead personnel around time-consuming obstacles.

One can infer from Mr. McCay that the only way for a person to get ahead of the harassments of short-lead-time projects is continually to keep his knowledge up to date, and ironically enough, the only way to do this is to manage one's own time well enough that there is a part of every day left for self-development.

Certainly our editors found that those Engineers who were leading the most sure-footed short-lead-time projects were men of wide technical and managerial backgrounds who were able to make quickly the many decisions and suggestions needed to keep a short-lead-time effort continually forging ahead.

Robert H. Cushman

50 HOURS OR



for a  
**CONTROL  
SYSTEM  
DESIGN?**

**esiac**



Leading aircraft and electronics firms report these startling time comparisons for designing and optimizing sophisticated 10+ pole-zero guidance systems. Comparisons were made using **Root-Locus\***—ESIAC versus other computers. Figures from customer files. Details on request.

\*One of many ESIAC design applications.

Graphical Techniques	More than one week required to obtain solution.	<b>50 hours</b>
Digital Computer Techniques	Extensive revision of existing root-locus program was necessary.	<b>30 hours</b>
ESIAC Root-Locus	Approximately one hour of instruction by design engineer. Assistant operated ESIAC thereafter.	<b>5 hours</b>

An entirely new concept in analog-type computer. Solves intricate system design problems in minutes instead of hours, hours instead of days. Write for descriptive engineering bulletins, ESIAC solutions to system design problems or an ESIAC demonstration in your plant!

**esi**


Impedance Bridges and Accessories  
Decade Voltage Dividers  
Decade Resistors and Capacitors  
ESIAC Computers

**Electro Scientific Industries**

7524 S.W. MACADAM • PORTLAND 19, OREGON  
CHerry 6-3331

formerly ELECTRO-MEASUREMENTS, INC.

CIRCLE 26 ON READER-SERVICE CARD



## Designing Low-Pass Filters From Lossy Helical Coaxial Line



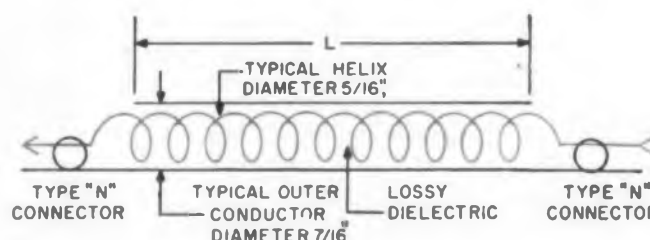
*Here's another laboratory application of the coaxial approach. A previous design article (ED, April 13, 1960, p 66) described a high-pass filter employing a segmented, bead-supported center conductor. In this article, our neighbors across the border show how a low-pass filter can be made with simple equipment, by using a helical center conductor imbedded in a lossy dielectric.*

*Insertion loss and cut-off frequency can be controlled over a wide range by choice of length and pitch of the center conductor helix. Because the properties of the lossy material can vary from batch to batch, precise prediction of filter characteristics is not practical.*

**K. A. Steele, J. K. Pulfer**  
National Research Council of Canada,  
Ottawa, Canada

**A** LOW-PASS filter which absorbs rather than reflects power in its stop band, and which has no undesirable high-frequency pass bands, is often in demand in the lab. A typical application is as a power line filter for shielded rooms. Another use might be as a filter to allow modulation of a vhf oscillator without allowing the oscillator output to feed back to the modulator. It is also very useful for controlling leakage in microwave oscillators. Such a filter can be made from a coaxial line which has a dielectric that becomes increasingly more lossy as frequency is increased.

The lossy material<sup>1, 2, 3</sup> used for the dielectric in the filters is a mixture of powdered iron and epoxy resin. Manufacturing details suitable for laboratory work are given separately. This material is easily made with a minimum of special equipment and is well suited to design-stage



**Fig. 1.** The basic lossy coaxial line filter described in this article is 3-in. long, uses a 5/16-in. helix diameter.

work. Similar devices may be made by using very high concentrations of ferrite or iron powder bonded under high pressure with a plastic binder. Such material is known to have very high loss at microwave frequencies and has been used as the dissipative dielectric in filters.<sup>4</sup> However, this type of material can only be made with special equipment and is difficult to machine.

The attenuation obtainable in a given length of line can be increased greatly by coiling the center conductor into a helix and imbedding it in the lossy material. Fig. 1 shows the structure of a helix filter. In Fig. 2 the filter insertion loss is plotted against frequency for a straight inner conductor and for a helical inner conductor. The two lossy filters have the same external dimen-

sions. The improvement shown makes the construction of a helix well worth the effort.

While coaxial line filters with a single center conductor have many uses, applications for balanced lines also occur and may be easily made by imbedding bifilar helices in lossy material. It is advisable that the center conductor wire be insulated for the full applied voltage. The lossy material is not a reliable insulator because of the high metal powder concentrations employed.

#### Filter Insertion Depends on Many Parameters

The insertion loss characteristic of these filters depends in a complicated way on many parameters. As a first approximation, the insertion loss in db is directly proportional to the length of conductor in the lossy dielectric and also varies logarithmically in db with frequency. It does not depend on diameter or pitch of the helix unless successive turns are sufficiently close together to allow coupling from turn to turn through the dielectric. Wire diameter is not highly important either, although it has a slight effect depending on frequency.

No attempt has been made to obtain design curves giving physical dimensions of a filter for a desired insertion loss versus frequency characteristic, since the electrical properties of the lossy

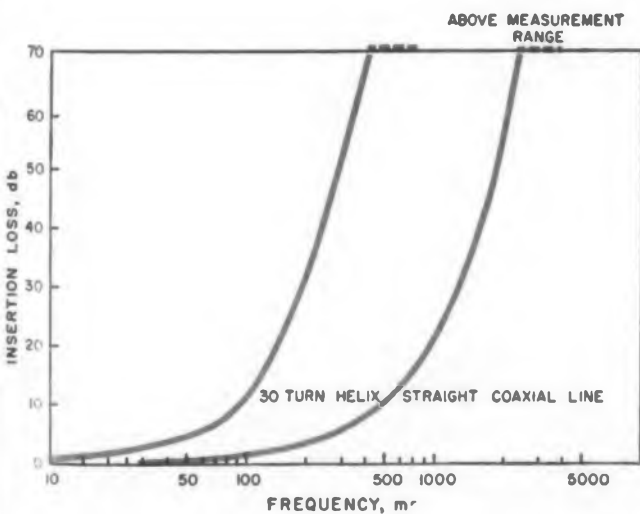


Fig. 2. A marked increase in insertion loss is gained by using a helical center conductor rather than a straight conductor.



*superior  
accuracy  
and  
reproducibility  
with the*

## SANGAMO 460-SERIES TAPE TRANSPORT

The Sangamo 460-Series is a fully transistorized magnetic tape Recorder/Reproducer for application in direct analog, wideband FM, PDM, and PCM instrumentation systems.

Magnetic tape instrumentation system accuracies heretofore considered unattainable have been achieved by Sangamo as a result of reduced instantaneous and long-term record-playback speed deviations. The 460-Series Tape Transport accomplishes this by combining a very low inertia D. C. capstan drive with a high-response, tape-speed, servo control system.

A unique vacuum tension/cleaning pad located immediately in front of the recording or reproducing head provides gentle, but firm and precise, tape tension. The head in turn is mounted almost in contact with the drive capstan. This arrangement results in a very short span of tape that requires controlled positioning. The combination of these features results in minimum skew, less flutter, and fewer dropouts.

Additional features of the Sangamo 460-Series Tape Transport are: Reel-to-reel or loop operation with the same machine • Ability to handle all tapes, from 1/4" to 2" in width, 1.0 to 1.5 mil base • All D. C. drives • Fully transistorized •

Sangamo 460-Series Magnetic Tape Record/Reproduce systems are sold through technically qualified Sangamo agents specially selected for their ability to assist you in magnetic tape instrumentation applications. In addition, Sangamo Application Engineers are available to provide further technical assistance wherever necessary. For complete details on the Sangamo 460-Series Record/Reproduce system, write for Bulletin H-460A or contact your nearest Sangamo representative.

**BROGAN ASSOCIATES, INC.**  
Mineola, L. I., New York  
Chestnut Hill, Mass.

**DATRONICS, INCORPORATED**  
Houston, Texas  
Dallas, Texas

**J. E. CUESTA COMPANY**  
Paoli, Pa.  
Washington, D. C.

**MEDCO, INCORPORATED**  
Melbourne, Florida  
Huntsville, Ala.

**PERLMUTH ELECTRONIC ASSOCIATES**  
Los Angeles 16, California  
San Diego, California  
Palo Alto, California

#### SANGAMO 460-SERIES PERFORMANCE CHARACTERISTICS:

START TIME: 1.0 second max. to synchronization with servo speed control at 60 ips up to 1" wide tape.

STOP TIME: 0.2 seconds max. from 60 ips.

INSTANTANEOUS TIME DISPLACEMENT ERROR: 25.0 microseconds max. at 60 ips.

LONG-TERM TIME DISPLACEMENT ERROR:  $\pm 0.01\%$  max.

INTER-CHANNEL TIME DISPLACEMENT ERROR:  $\pm 2.0$  microseconds at 60 ips between outside tracks on 1" tape.

SERVO SPEED CONTROL RANGE:  $\pm 15\%$  nominal tape speed.

SERVO RESPONSE:  $\pm 15\%$  speed change per second.



## SANGAMO ELECTRIC COMPANY

SPRINGFIELD, ILLINOIS  
CIRCLE 27 ON READER-SERVICE CARD

SC60-9

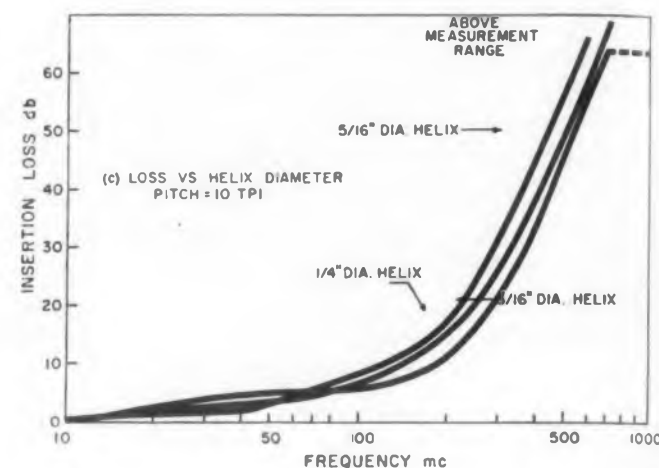
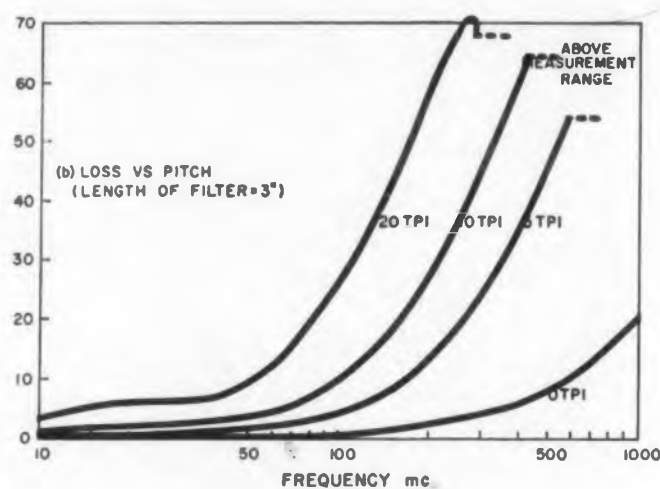
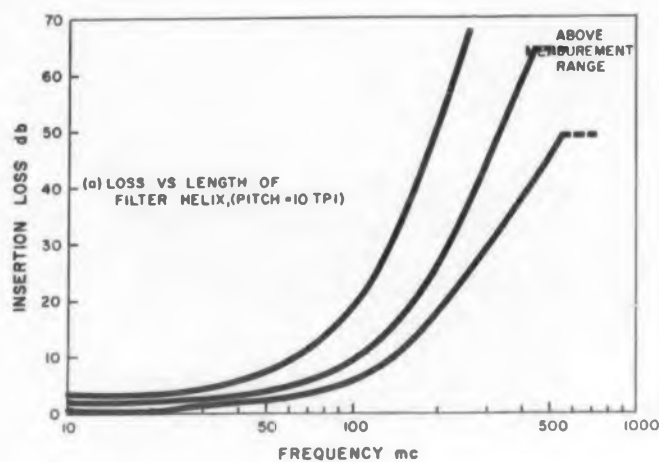


Fig. 3. Insertion loss-vs-frequency characteristic can be varied by changing the filter length or the helix pitch or diameter.

#### Manufacturing The Lossy Material Ingredients:

These are the standard mixtures used:

Resin	Hysol 6020	16.1% by weight
Hardener	Hysol Type A	1.8% by weight
Filler	Carbonyl GQ 4	82.1% by weight
	Iron Powder	

#### Mixing:

1. Pour required amount of resin into a container.
2. Mix required amount of hardener (1.8% by weight of mixture) into the resin thoroughly.
3. Place required amount of filler (82.1% by weight of mixture) into a separate container.
4. Sprinkle the filler into the resin slowly while mixing mechanically to obtain a uniform mixture. This may take about 15 min with a 200-g batch.
5. Vacuum the mixture for about 10 min, or until most of the air is extracted. The mixture is then ready for pouring into molds.

#### Pot Life:

The pot life of the mixture is about one hour at room temperature for a 200-g batch.

#### Molds:

The lossy dielectric for the filters should be cast in two stages. First cast the core on which the helix is to be wound. This may be done with bakelite or

metal tubing molds of the correct inside diameter. After the material has cured the mold may be machined away or if a split mold and release compound is used the same mold may be used more than once. After the helix is wound on the core, the material between the helix and outer conductor of the filter is cast in another mold. Best results are usually obtained with a split mold since there is less chance of trapping air in the casting.

#### Mold Release:

Spread a thin layer of Emerson and Cuming type 122S release compound over the entire inner surface of the mold. Dow Corning high-vacuum grease is also a suitable release agent.

#### Curing:

After placing the mixture in a mold, it should be cured for one hour at 200 F or 24 hr at room temperature (70 F).

#### Finishing:

The material may be easily machined, although care must be taken that over-heating does not occur. A tungsten carbide tool is best.

#### Material Sources:

Hysol Products	Hysol Corp., Olean, N.Y.
Carbonyl GQ4	General Aniline and Film Corp., Linden, N.J.
Iron Powder	

Mold Release 122S Emerson and Cuming, Inc.  
869 Washington St., Canton, Mass.

#### Alternative Iron Powders:

Some, but not all, of the following types of iron powder have been used in lossy dielectrics for the low-pass filters. The insertion loss obtained when using these powders will vary with type and is not likely to exceed that obtained with GQ4 iron powder at 80% by weight concentration. This opinion is based on data for lossy materials made with these powders for other applications. This concentration of filler is approximately the maximum which will produce a mixture which can be poured into molds.

Carbonyl Type L	} General Aniline and Film Corp., Linden, N.J.
Carbonyl Type C	
Carbonyl Type SF	

IRN 31	} Williams, C. K. and Co. Easton, Pa.
IRN 2	

#### Alternative Resins:

The following resins have been used in similar applications with iron powder fillers. Mixing details vary and manufacturers instructions should be consulted.

Epoxy	— Araldite 502	— Ciba Co. Ltd.
Epoxy	— Epon 828	— Shell Chemical Co.
Polyester	— GE 403	— General Electric Co.



dielectric vary, depending on the iron powder and resin used. Also, some differences between batches do not normally exceed  $\pm 2$  db or  $\pm 10$  per cent of the loss in decibels whichever is greater.

The effect on the insertion loss of changes in several physical parameters is shown on Fig. 3. These include (a) the effect of a change in helix length ("L" on Fig. 1) with the pitch held constant, (b) a change in the pitch with the length held constant, and (c) changes in helix diameter. The basic size of the filters used in these tests is as follows: length, 3 in., outer conductor diameter, 7/16 in., core diameter of helix, 5/16 in., inner conductor, No. 32 enamel. Measurements were made to 10 kmc, and indicated no low loss regions ( $< 50$  db) above the low frequency pass band. All filters in these experiments and others discussed were made with lossy dielectric of the same material: 80 per cent by weight carbonyl CQ4 iron powder in Hysol 6020 resin.

Vswr measurements were also made on some of the filters and the effect of tapering the ends of the helix in pitch and diameter was investigated. The results (Fig. 4) show that tapering the pitch of the helix improves the input vswr below about 500 mc but has little effect above that frequency. ■ ■

#### References

1. El Ibiary, M.Y., "Microwave Dissipative Material," Electrical and Radio Engineer, March, 1957.
2. Lichtman, D., "R.F. Attenuators and Load Materials," Tele-Tech and Electronic Industries, November, 1955.
3. Staniforth, A. and Steele, K. A., "Casting Lossy Microwave Parts in Resin Aids Design Work," Canadian Electronics Engineering, May, 1958.
4. Radiation Laboratory Report (MIT) 906, "The Application of Powdered Iron Materials as Permeable Dielectrics at Microwave Frequencies."

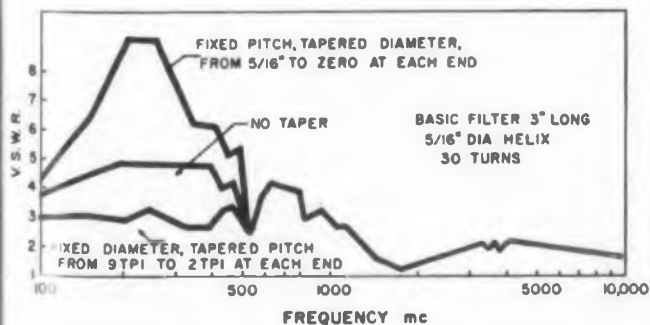
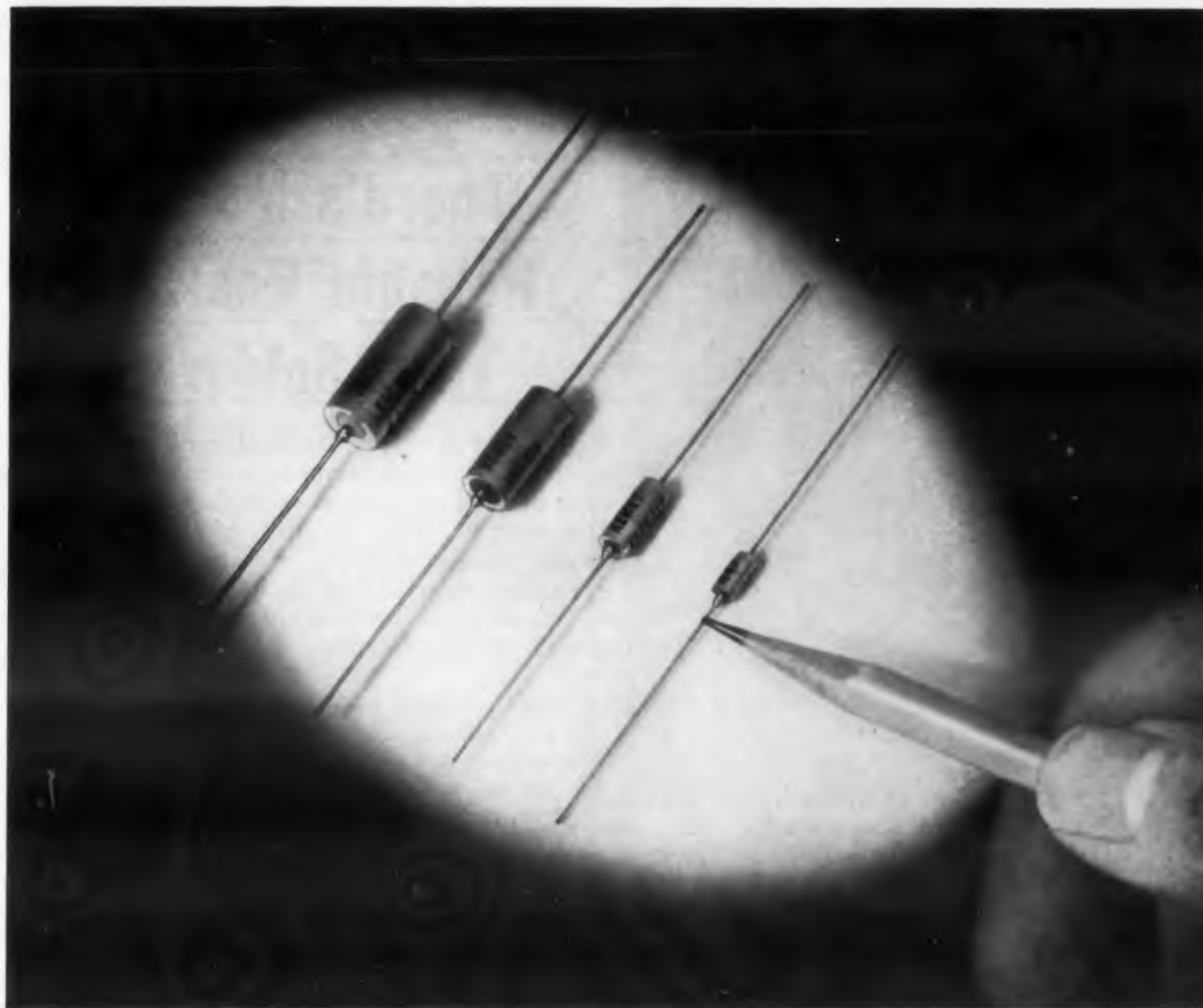


Fig. 4. Tapering the helix pitch affects the vswr of the helix below 500 mc.



## KEMET COMPANY EXPANDS ITS SOLID TANTALUM CAPACITOR LINE!

These new, smaller sized J-series capacitors — an addition to the proved and accepted H-series solid tantalum line—comply with and in many instances exceed the requirements of MIL-C-26655A.

For example, these capacitors are available in capacitances up to 22 microfarads at working voltages of 50 volts at 85 degrees C. At 125 degrees C., they operate at two-thirds of the 85 degree C. working voltage. Available with or without insulating sleeves, the new J-series capacitors maintain the excellent low

leakage current characteristics associated with the H-series line, even though they occupy about  $\frac{1}{3}$  of the space of the earlier types.

These new capacitor designs are made possible by the advanced research facilities available at Union Carbide Corporation, plus the fact that "Kemet" is not dependent on other suppliers for the mining or processing of tantalum.

For literature, write Kemet Company, Division of Union Carbide Corporation, 11901 Madison Avenue, Cleveland 1, Ohio.

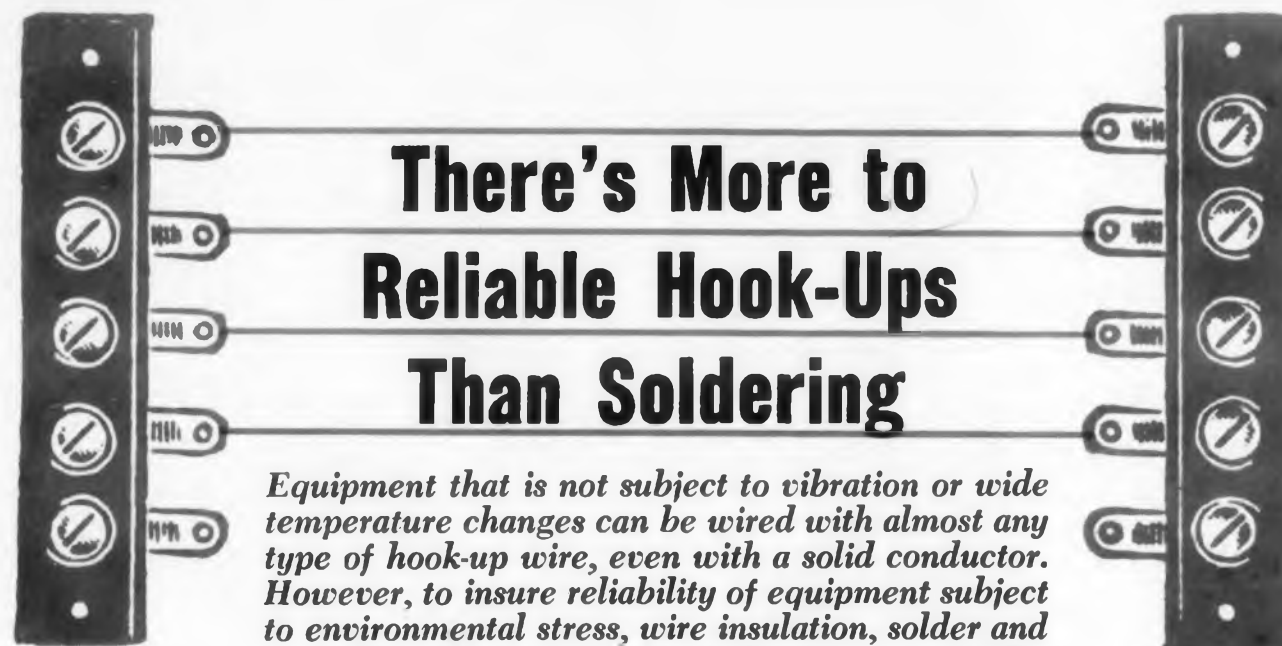
"Kemet" and "Union Carbide" are registered trade-marks for products of

**KEMET COMPANY**

**UNION CARBIDE**

CIRCLE 28 ON READER-SERVICE CARD

## There's More to Reliable Hook-Ups Than Soldering



*Equipment that is not subject to vibration or wide temperature changes can be wired with almost any type of hook-up wire, even with a solid conductor. However, to insure reliability of equipment subject to environmental stress, wire insulation, solder and even the soldering iron, must be chosen carefully. C. W. Brown describes, here, factors that determine hook-up reliability.*

### C. W. Brown

Laboratory for Electronics, Inc.  
Boston, Mass.

**R**ELIABLE hook-up wiring depends as much on the choice of wire, insulation, solder, and soldering iron as it does on soldering technique.

For acceptable flexibility, hook-up wire with at least 19 strands must be used. Strands smaller than 0.005 in. (36 AWG) should be avoided because the tin in the solder tends to alloy itself with the copper, thus weakening the strands.

For best endurance to bending due to handling or vibration, copper alloy wire with 0.8 to 1.2 per cent chromium is 2 to 3 times better than pure copper wire. However, the use of copper alloy wire on government contract work requires special permission.

The insulation on hook-up wire should be capable of being color-coded, and must be able to withstand the environmental conditions that will be encountered in operation. Commonly used insulation materials and their qualifications are listed in the accompanying table.

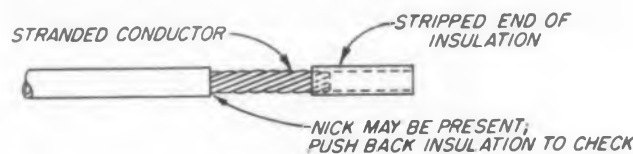
#### Some Properties Are 'Over-Specified'

In choosing the material best adapted to the operating requirements, it may be necessary to over-specify some properties so that other requirements will be met.

For example, very thin insulation may be necessary to reduce weight and bulk, especially when many wires must be crowded into a small space. For such a requirement, thin-wall Teflon insulation applied in tape form offers the smallest possible diameter.

For another assembly, completely non-flammable insulation may be a must, and Teflon will again be the choice, although diameter here is not an important consideration.

Strands of wire that are nicked during stripping, will break easily when bent. Most simple stripping tools nick the wire very severely; nicks often are hidden by the remaining insulation, which is pulled over the nicks during stripping.



**Fig. 1.** Leaving small section of stripped insulation on end of wire obviates tinning, which can reduce reliability. Insulation should be pushed back to check strands for nicks, which are undesirable.

#### Rules for Reliable Hook-Up

- 1) Choose the most suitable type(s) of wire.
- 2) Strip insulation at connections without damage to the conductor.
- 3) Run wires correctly from point to point.
- 4) Choose solder of the most suitable composition, size and flux percentage.
- 5) Select soldering tools that furnish the RIGHT heat for the job.
- 6) Make proper soldered connections.
- 7) Check all connections for proper soldering.
- 8) Remove debris and surplus flux.
- 9) Apply protective coatings, if required.

A good wire-stripping tool must control the depth of cut to avoid nicking. Although only the best designed tools can give precise depth-control, many commercially available tools can do a good job.

Some types of insulation can be "heat-stripped," using hot-wire tools; however, some types of insulation release toxic gases under high-heat conditions, necessitating near-perfect ventilation where stripping is done.

If the small section of stripped insulation is left on the end of the wire, as in Fig. 1, it will prevent fraying and obviate "tinning" the ends of the wire; tinning can reduce the reliability of assembly because of "wicking" of the solder under the insulation.

#### 50-50 Solder Generally Adequate

It is important to choose the proper composition, diameter and flux percentage of the wire solder to be used. Solder composed of 50 per cent tin and 50 per cent lead generally meets all requirements.

Solder that has more than 50 per cent tin attacks copper, especially at temperatures above 500 F, causing rapid erosion of soldering iron bits and finely-stranded copper wire. High-tin solders have reduced flow-temperatures but this is consequential in hand-soldering work. The reason is that commercial irons reach temperatures much higher than the melting point of any usable tin-lead composition.

Furthermore, in electronic devices, solder need not have high strength, either at extremely low or at usual operating temperatures. If operating

### Properties of Common Insulation

Insulation	Useful Temp. Range	Cost	Flexibility	Flammability	Effect of Soldering	Remarks
Polyethylene	-65 to +80 C	Inexpensive	Flexible	(Depends on thickness)	Melts and shrinks back	Material is slippery
Polyvinyl chloride	-54 to +105 C		Flexible	Non-combustible (self-extinguishing)	Shrinks back under high or prolonged heat	Is tough Hardens somewhat on aging
Polyvinyl chloride with extruded Zytel Jacket	Characteristics as above except Useful Temperature Range is extended to 115 C					
Extruded Zytel	-54 to +125 C		Is stiff, cracks if bent sharply	May be flammable (depends on thickness)	Melts easily	Can be had in transparent colors
Cross-linked Polyolefins	-65 to +135 C	Medium cost	Flexible	Non-combustible if properly compounded	Resists melting during soldering, shrinks back only slightly	Smooth Hardens somewhat with heat-aging
Teflon	-65 to +200 C	High cost		Non-flammable	Resists soldering heat	Cuts through easily Poor endurance to corona. Can be had with very thin wall (0.004 in.)
Silicone Rubber	-54 to +200 C	High cost	Very soft and flexible	Combustible		Color coding not feasible by striping; printed-on numbers can be used

temperatures are extremely high, solders containing antimony should be used.

The diameter of the solder should be small enough so that an appreciable length (1/4 in.) is used for each connection. The flux content should be low enough to avoid an excess of flux on the work after soldering.

For small connections, solder diameter should be in the range 0.025 to 0.048 in. On very small work, such as soldering eyelets to printed circuit patterns, solder as small as 0.015 in. to 0.020 in. may be most suitable.

Steady-state soldering-iron temperatures above 700 F are undesirable unless the mass of the soldering tip is small enough so that the temperature will drop to about 500 F during soldering.

The temperature of soldering irons should be checked frequently, using a good pyrometer with a very small thermocouple. Irons that have temperatures above 700 F or below 600 F should not be used.

For work on transistorized equipment, it is advisable to use either a low voltage soldering iron or one that has the body and tip grounded

through a third wire in the connection cord. Un-grounded irons can put damaging voltages on transistors.

Copper soldering-iron tips promote flow of solder to the working area, and are preferable to iron-clad tips. However, iron-clad tips do not erode as fast as copper tips. (Even with copper tips, erosion is greatly reduced if 50-50 solder, rather than high-tin solder is used.)

There is a "copper-bearing" solder that reduces tip erosion still further, but this solder does not entirely meet Government specifications. However, copper is picked up during soldering by any composition of tin-lead solder, so finished work contains a small percentage of copper.

At high-soldering temperatures the copper pick-up is fast. The wire strands weaken because of copper-tin alloying within the strand, and bend-endurance is reduced substantially (by as much as 75 per cent).

Repairs to soldered connections are best done with slender soldering irons that operate at about 800 F, so reheating will be quick and will not adversely affect near-by components. ■ ■

## Applied Research inc. BANDPASS FILTERS 100 kcs to 4000 mcs

High selectivity  
LOW insertion loss  
peak/valley ratio  
VSWR



ARI bandpass filters are rugged and compact, and in their remarkable performance meet the most advanced design requirements.

Model HFF filters operate in the frequency range of 100 kcs to 1000 mcs, and offer bandwidths of 5% to 25% of center frequency.

Model HFF-T filters operate in the frequency range of 200 to 4000 mcs. Bandwidths of 1% to 15% of center frequency are available.

#### SPECIFICATIONS

	Model HFF	Model HFF-T
Center frequency	100 kcs—1000 mcs, preset	200-4000 mcs, preset
Bandwidth	5%-25% of $f_0$ , preset	1%-15% of $f_0$ , preset
Impedance	50 ohms.	50 ohms
V.S.W.R.	≅ 1.2 in pass band, consistent with peak to valley ratio	
Insertion loss	≅ 1 db	≅ 1 db
Peak to valley ratio	≅ .5 db	≅ .5 db
Selectivity	Defined by number of resonant elements. Doublets to sextuplets or greater are available	
Power rating	25 watts	100 watts
Connectors	BNC or Type N	BNC or Type N

Bandpass filters with other bandwidths, power ratings, etc., are available on special order. Also available — a wide variety of tunable filters.

For additional information request brochure or circle appropriate number on reply card, or send letter with technical requirements.


## Applied Research inc.

76 South Bayles Avenue—Port Washington, N.Y.

CIRCLE 29 ON READER-SERVICE CARD

# "Double-Dabble" Circuit Rapidly Converts N-Bit Binary Code to Decimal

Originally designed in connection with an airborne navigation computer readout, Ken Lally's circuit relatively simply and rapidly converted the computer's binary notation to a decimal display. Mr. Lally is presently working on applications of digital techniques in servo control systems and infrared control and reconnaissance systems.



## Kenneth Lally

Development Engineer  
Servo Corporation of America  
Hicksville, L.I., N.Y.

**T**HE PROBLEM of converting a binary number to its decimal equivalent comes up again and again in sampled data systems, computer outputs, electronic and shaft-angle analog-to-digital converters, and a variety of other applications. Often this problem is sidestepped by resorting to a quasi-binary digit-by-digit code. Such coding methods include binary-coded decimal, 2-4-2-1, 2 out of 5, bi-quinary, etc., where conversion is more easily accomplished.

However, with the circuit shown in Fig. 1, the more efficient pure binary notation can be easily converted to its decimal equivalent. Based on the so-called "double-dabble method"—a rapid pencil and paper technique for obtaining the decimal equivalent of any  $N$ -bit binary number—the circuit actually converts the binary number to binary-coded decimal, which can then be easily translated into normal decimal notation by a suitable arrangement of logical "and" gates.

Given an  $N$ -bit pure binary number, the

double-dabble conversion method works thus:

1. Begin with the most significant bit.
2. If the next bit is 0, double your accumulated sum.
3. If the next bit is 1, dabble your accumulated sum, that is, double it and add 1.
4. Continue this process for all succeeding bits, carrying along the accumulated sum.

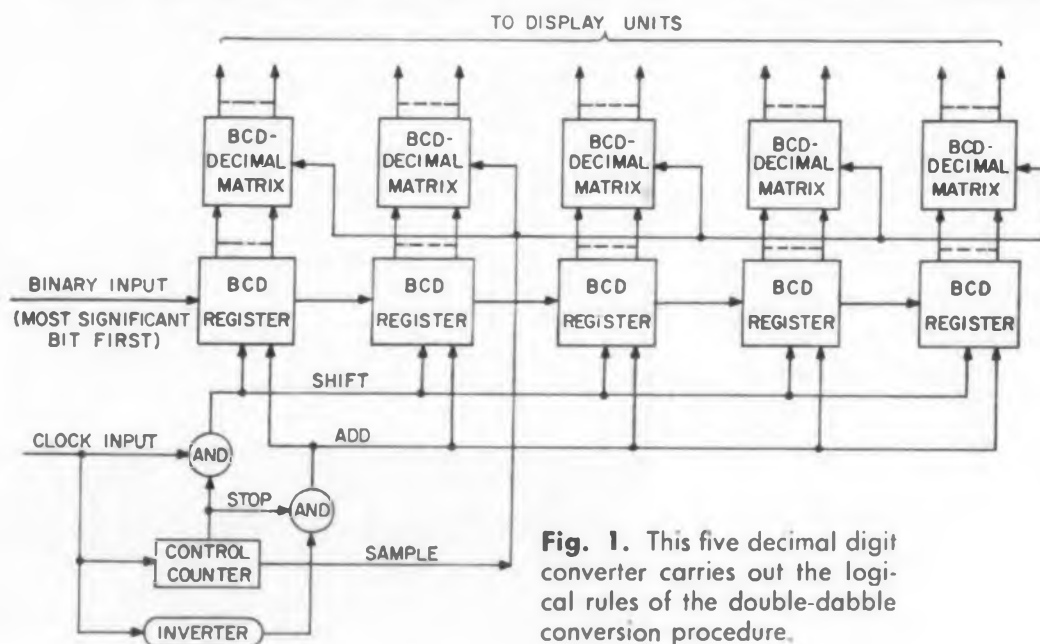
**Example:** Find the decimal equivalent of 1101001. Starting at the left, first dabble 1 to get 3 because the next bit is 1; then double 3 to get 6 because the next bit is 0; dabble 6 to get 13; double 13 to get 26; double 26 to get 52; dabble 52 to get 105. (Since 1101001 is  $64 + 32 + 8 + 1$ , it is indeed 105.)

To understand how the circuit of Fig. 1 works, let us first discuss certain of the properties of binary numbers. A binary number may be doubled or halved by shifting the number left or right (a decimal number is multiplied or divided by 10). A binary-coded decimal number has the same property, but numbers which are doubled must be adjusted to take account of the fact that a radix of 10 is being imposed upon an array whose intrinsic radix is 16. Thus, in the doubling

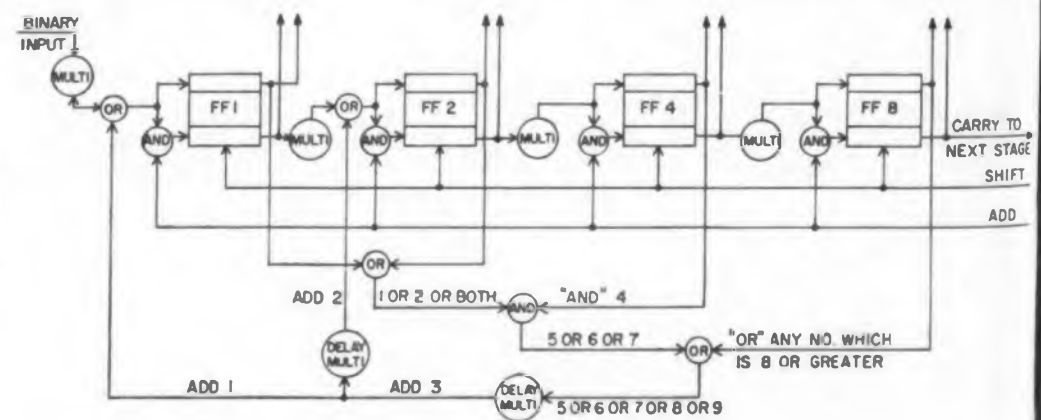
of any 4-bit digit which is 5 or greater, a digit results (10 or greater) which is outside our limits of constraint, that is, greater than 9, and should be replaced by a multiple digit number. This is readily accomplished by always adding 6 to any result outside the limits of constraint, thus completing the array's basic radix of 16, and re-establishing the number in the constrained radix of 10.

To illustrate, a number outside the limits of constraint may be expressed as  $[0000]10^1 + [1010 + y]10^0$ , where 1010 (decimal 10) is the number of states in our limit of constraint, and  $0000 < y < 1001$  (decimal 9). By adding  $[0110]10^0$  (decimal 6), the number becomes  $[0000]10^1 + [(1)0000 + y]10^0$ . It is seen that a carry results in the 4th bit position, which is transmitted to the 5th bit position in the 2nd decimal digit. This results in  $[0001]10^1 + [0000 + y]10^0$ , which is the form we seek.

A better logical solution may be obtained by "pre-detecting" numbers which will fall outside the limits of constraint after they are doubled. That is, if any digit is 5 or greater, we will add 3 to it. This in effect, is equivalent to adding 6



**Fig. 1.** This five decimal digit converter carries out the logical rules of the double-dabble conversion procedure.



**Fig. 2.** Binary input is converted in BCD register to binary-coded decimal, which is then fed to binary-coded decimal-to-decimal decoders for decimal display.

to the original doubled number.

Thus we can effect Rule 2 (doubling) by shifting the binary number to the left and adding 3 between shifts where necessary. Inspection shows that Rule 3 (dabbling) is automatically completed by the shifting; if the next bit is 0, the number is doubled upon shifting; if the next bit is 1, the number is doubled and 1 added to it.

#### Circuit Performs Double-Dabble Logic Operations


The system shown in Fig. 1 is designed to carry out the logical rules of the double-dabble system. Some adaptive logic has been included to obtain the desired result. In effect, the circuit converts from pure binary to binary-coded decimal, and thence to decimal. The conversion from binary to binary-coded decimal is accomplished by the BCD (binary coded decimal) Register, shown in detail in Fig. 2. Here, a logical gating matrix produces an output in each decade whenever the number in the decade exceeds 4. This output is used to pulse the "1" and "2" flip-flops, effectively adding 3 to the number between shift pulses. Note that this may result in intermediate digits which exceed the limits of constraint (as high as  $9 + 3$ ). After each doubling-shift, the number once again "makes sense," reading correctly in binary-coded decimal. Consideration of carry pulses requires that 1 and 2 be added sequentially rather than simultaneously. Similarly, the flip-flops must be switched from a shift register array to a binary counter array between shifts so that a true addition is effected. The "add 3" pulses, if any, must be suppressed after the last bit has been shifted into the register. If this is not done the "impossible" intermediate number will result. Therefore, a tag bit in another channel should accompany the least significant bit. Or, if the number of bits is known beforehand, they may be counted, and the Nth count gated to suppress "add 3."

To illustrate the technique, we will examine the states of the register at each shift point and between shift points (denoted by 1/2) as we again decode 1101001 (decimal 105). These register states are listed in the table.

The technique described here will perform the entire binary to binary-coded decimal conversion in  $n$ -times the shifting rate, a significant improvement over present techniques. Each flip-flop must have the capability of switching at twice the shift rate. Once the conversion is completed, it is a simple matter to decode the result, by suitable "and" gates, into a "1-in-10" representation for display. Each decade is exactly the same as the others and, therefore, readily lends itself to modularization; the size of the instrument can be determined by the number of decimal digits anticipated in the application. ■ ■




## COMPLETE FREQUENCY COVERAGE

Now  offers you high quality, moderately priced precision Frequency Meters covering eight important microwave bands.

Frequency is read directly in KMC on the large, precisely calibrated spiral scale. No charts or interpolation are required. Accuracy is high—up to 0.06% including 0 to 100% relative humidity change, 20° C temperature variation and dial accuracy (See Specifications).

Model 532 Frequency Meters comprise a special waveguide section mounting a high Q resonant cavity tuned by a choke plunger. A 1 db or greater dip in output indicates resonance. There are no spurious modes or resonances. Tuning is by a precision lead screw, spring loaded to eliminate backlash. Minimum calibration spacing is 1/32" to provide good resolution.



**Highly accurate,  
direct reading  
wide band  
FREQUENCY  
METERS  
3.95 to 40 KMC!**

#### SPECIFICATIONS

Model No.	Overall Accuracy (%)	Frequency Range KMC	Dial Calib. Accuracy (%)	Calibration Increment (MC)	Max. Temp. Coefficient % per ° C	Price
G532A	0.065	3.95 - 5.85	0.033	1	0.0012	\$325.00
J532A	0.065	5.30 - 8.20*	0.033	2	0.0012	300.00
H532A	0.075	7.00 - 10.0	0.040	2	0.0015	195.00
X532B	0.080	8.20 - 12.4	0.050	5	0.0010	150.00
M532A	0.085	10.0 - 15.0	0.053	5	0.0012	275.00
P532A	0.100	12.4 - 18.0	0.068	5	0.0012	210.00
K532A	0.110	18.0 - 26.5	0.077	10	0.0013	230.00
R532A	0.120	26.5 - 40.0	0.083	10	0.0017	250.00

K and R band models available with circular flange adapters; specify K532AC and R532AC respectively.

\*When used between 5.3 to 7.5 KMC, or 5.7 to 8.2 KMC, single mode resonance is achieved.

Data subject to change without notice. Prices f.o.b. factory.

For complete details, call your  representative or write direct

### HEWLETT-PACKARD COMPANY

1052K Page Mill Road  
Cable "HEWPACK"  
Sales representatives in all principal areas  
HEWLETT-PACKARD S.A.  
Rue du Vieux Billard No. 1  
Cable "HEWPACKSA"

Palo Alto, California, U.S.A.  
DAvenport 6-7000  
Geneva, Switzerland  
Tel. No. (022) 26. 43. 36



complete instrumentation for microwave measurements



## Cutting Lead Time in Design

In the next decade, short-lead-time projects will be the key to survival both for the electronic industry and for the free world.

To keep ahead in the race against obsolescence, military products must move from design concept to delivery in the shortest possible time. To keep the industry healthy, companies producing non-military items must be efficient and competitive.

Most engineers are well aware of the urgency and benefits of short lead time—but how is short lead time achieved? Just yelling at a normal project only ends with feeding the scrap heap.

Speeding up an engineering project bears some semblance to speeding up a digital computer. After the components (the engineers) have been pushed to their dynamic limits, further increases can only be obtained by going to parallel and asynchronous operation. With both computers and engineering projects, however, parallel and asynchronous operation schemes demand additional attention to the organization, timing, and communication between the system elements.

In this staff report, **ELECTRONIC DESIGN** outlines some of the successful engineering and management methods for speeding up the project without overdriving the engineers or letting the system fall into disorganization.

**Robert Cushman**  
Technical Editor

**Alan Corneretto**  
News Editor

*"We are all average people. There are no supermen," said one company spokesman. "Worry kills people, not hard work," said another.*

The common sense implied in these quotations from engineer-managers (who have impressive short-lead-time projects under their belts), typifies the attitude found the closer one gets to engineers on short-lead-time projects. The stress is on logical planning to permit engineers and other project members to work hard without worrying that their efforts will not be useful.

The master plan which breaks the effort down into logical steps is the most important step in a compressed-lead-time project. **ELECTRONIC DESIGN**'s survey of dozens of firms who have achieved short lead times indicated. The formulation of a good master plan requires individuals with unusual breadth of technical knowledge and managerial experience. Most such individuals questioned had obtained their wisdom and

dynamic attitudes from the rigors and satisfactions of past short-lead-time projects.

Next to the importance of the master plan, the survey indicated, was the two-way communication which would inform other project members of the master plan and feed back control information to project management.

Speed, the survey indicated, is achieved by:

- 1—The accuracy of the master plan.
- 2—Overlapping the subdivision steps.
- 3—Education of all concerned to master plan.
- 4—Close communications to ensure that there is early warning of impending deviations from master plan.
- 5—Having as much as possible of the project run smoothly so that the creative efforts of the management-engineering group can be directed at achieving flexibility in technically critical portions of the project.

6—Using all the available shortcuts possible, such as standardized modules, automatic production tools.

7—Selecting subcontractors and suppliers who fit into the quality-time pattern.

Two over-all areas brought forth as crucial to shortening lead time were need for wisdom in the many technical decisions implicit in every stage of the master plan, and the necessity for a balanced integration of the complex of departments whose skills carry out the master plan.

### **Engineer Is Middleman In Technical-Management Operations**

The more a project is to strain the bounds of the state-of-the-art, and the shorter the lead time allowed, the greater the experience and wisdom needed for the series of technical decisions used both in formulating and carrying out the master plan. Some order of logical planning, however, can be applied to these decisions, the survey showed.

The diagram at the top of p 41 tells the story. In the diagram, the degree of technical advancedness is plotted against time.

The engineer is the middle man. To satisfy customer problems from below, he reaches up to advanced theory above, and synthesizes a product.

## Short Cuts to Cutting Lead Time

### Think of the Future

Keep a small, highly qualified, free-wheeling, creative group working ahead of the state-of-the-art in your field.

### Conduct Market Research

Have a sales-oriented group working in conjunction with your advanced-research group. Market needs in your field will provide a goal for the research group.

### Form a Project Team

Build the project around the smallest possible group with the largest possible knowledge and experience. Let this group formulate the master plan and carry it through to the end. Integrate all departments into the master plan by transferring individuals from the departments into the project team.

### Prepare Clear Proposals

Make your bid proposals thorough enough to serve later as your master technical and scheduling plan. Not only will your bid sound more convincing but you will be able to begin right away if you are awarded the contract.

### Engineer for Adequacy

Engineer the project details towards meeting the specifications, not item-by-item perfection. Perfection, if needed, can come later in the form of field retrofits.

### Eliminate the Breadboard

Breadboarding is a luxury. Use it only for critical items. If there are too many critical items you probably don't have a short lead time project. Substitute computer simulation if possible.

### Don't Misuse Manufacturing

If only a limited number of units are called for, all manufacturing should be done in a streamlined job shop. If a large number of units are called for, a

combined model-shop, pre-production operation should get out the first deliveries and prepare the tooling for subsequent mass-production in the regular manufacturing operation. In general, regular manufacturing will best be able to contribute to short lead time if the project is designed around standard modules.

### Start Purchasing Early

Bring in a few good purchasing men early. Isolate the long lead time items and purchase these ahead of time, even if that means risking possible waste.

### Make the Model Shop Double for Pre-Production

Get double-duty out of the model shop by incorporating persons with product design experience so that the manufacturing problems are worked out along with the engineering feasibility. Short runs can then be manufactured in this group.

### Follow Your Product into the Field

Follow-through is a must on short lead time projects. The lead-time stop-watch is still running until the customer is successfully using the equipment.

### Get Test Surprises Early

Critical items should be put on test early in the program, in breadboard form if necessary, to build up reliability histories.

### Use Super-Draftsmen

Take full advantage of the important creative possibilities inherent in graphic planning by using a small cadre of high-level design draftsmen working inside the project team. If procedure demands extensive drawings, let the regular drafting department do them later from the finished equipment.

The diagram, somewhat symbolically, indicates how the project starts when technical management believes that research developments have progressed to the point where they can be developed by engineering into a project which will solve a customer problem. This is the first of a series of technical decisions.

The next decision to be made is what portions of the project can be solved by existing technology and what portions must reach up to advanced developments from research.

For shortest lead time, those surveyed unanimously stressed that as much as possible of the project effort should be relegated to the lower mainstream of items which can be accomplished with known components, known subsystems and known methods. Most important, the schedule milestones on these "in-the-bag" elements can be estimated with assurance.

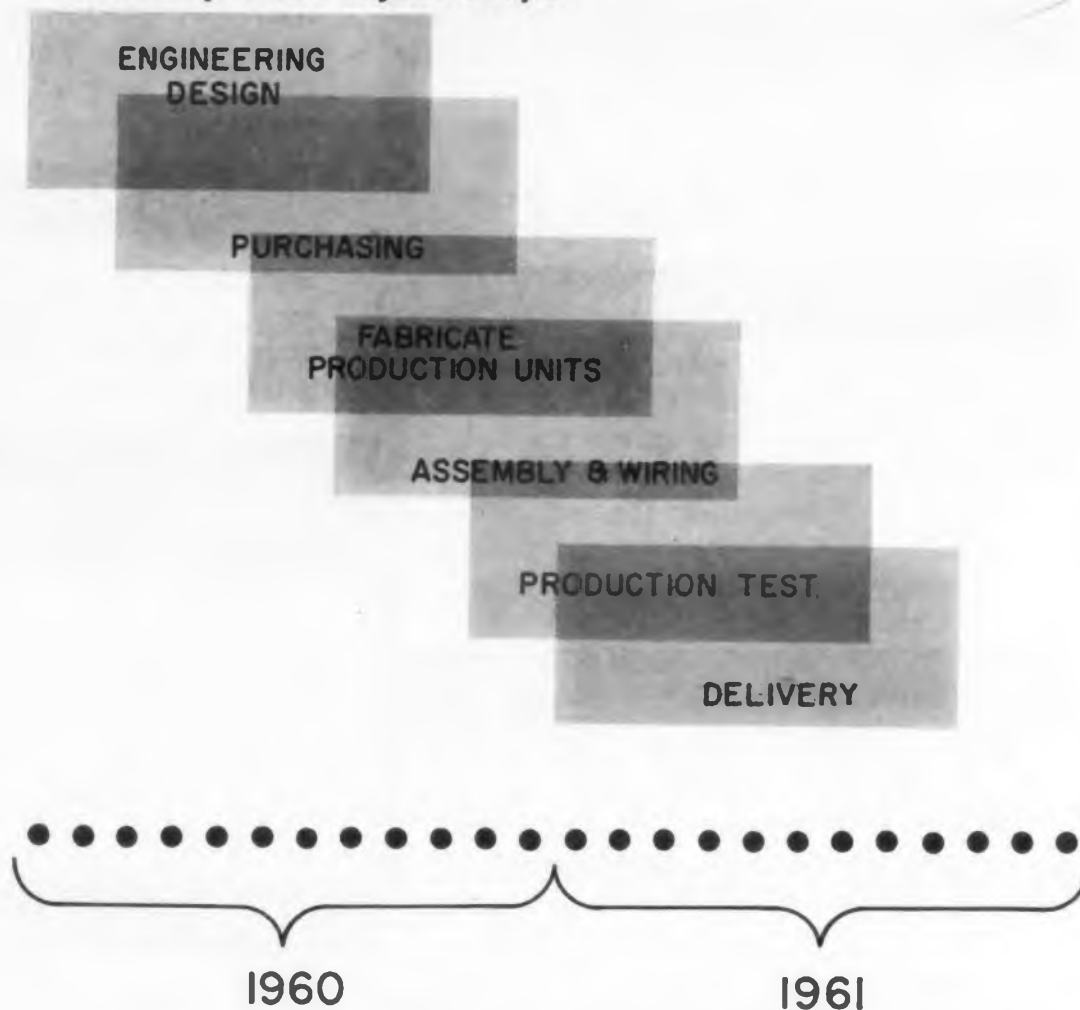
This frees top engineering on the project for concentration on those items whereon they must look "upstairs" to advanced research (traditionally carried on in an unscheduled manner) and try to pull out items which they judge to be ready for hardware realization.

But even for these forward-looking portions of the project, wise project management will have a back-up approach and a definite time milestone in the schedule at which to stop, examine the readiness of the new development, and to make the decision whether this new development can be counted on, or whether they must make-do with the backup. "Adequacy" is the keynote of the backup.

Too much of the effort on many late-delivery projects, those interviewed said, was consumed by engineers "too proud" to use available equipment. They wanted to do it all themselves. Worse yet, said a manager whose firm believes in information retrieval, the engineers probably



### Overlap The Project Steps



Overlapping project phases are a basic approach to shortening lead time. This demands rapid, deft technical decisions at each project level to permit subsequent phases to get under way.

### It Can Be Misused

Not everybody surveyed "bought" the current push for shorter lead times.

One engineer questioned remarked: "Compressed scheduling? That's like calculated misrepresentation of your readiness status on countdown. When the firing officer asks if you are ready, you say, 'Oh sure,' and then pray that someone ahead of you in the countdown sequence will have a failure."

F. Mansfield Young, president of Adage, Inc., Cambridge, Mass., said less humorously that most very short lead-time demands from his customers could be traced to poor planning somewhere along the line.

"It's not uncommon," he added, "for an engineer to pressure a vendor into quoting an unreasonable delivery time just to have a scapegoat when the engineer sees that his project won't make the schedule. More than once we have made deliveries ahead of time, only to find our customers disappointed. They no longer had a scapegoat."

Mr. Young felt that more real lead time could be bought by building increased reliability into standard items, rather than incessant "improvements" which always leave reliability one step behind. He estimated that 50 per cent of these "improvements" wind up in the warehouse anyway.

By way of example, he recalled seeing an engineering group sweating over a large, special-purpose system, unaware that the program had been canceled several months earlier.

The worst effect is upon the engineer himself, Mr. Young said. "He loses his self respect if he can't see his efforts going towards useful end products."



**New Products committee meeting:** key step in getting management backing for a short lead-time project. At International Rectifier Corp., El Segundo, Calif., Chief Engineer F. W. Parrish (standing left) and Consulting Engineer Edward Diebold (standing right) tell management members about increased power capacity of new rectifier columns.



(Continued from p 37)

didn't know the solution was available.

### Don't Let 'Department Empires' Bog A Project Down

The other over-all area, project integration, was said to be the result of the stultifying trend towards "time departmentalization" of a project's flow which has come from the functional departmentalization. They admit that this functional departmentalization into engineering, drafting, manufacturing, etc., was natural enough as firms grew under leisurely paced "peacetime" production cycles.

But when a project must be laboriously "expedited" step by step through research, engineering, drafting, purchasing, production, test, field service, and the like, it ends up by "sitting" for a due time in each department. When, with great expediting effort, at long last it is wrenched free from one department, it usually hits the next completely cold. Management of the next department knows it is coming, of course, but those at the working level do not.

The suspicion, distrust, and misunderstanding with which the manufacturing department looks at the drawings and specifications from the engineering department is all too familiar.

Not only does step-by-step scheduling make total project lead time the sum of the dwelling times in each department, but lumped communication packages which carry the project from one department to the next are wholly inefficient. The final blow on this type of project progression usually comes when the product gets to final test and won't meet specifications.

And when it is taken back to engineering, too often nobody remembers anything about it. Some of the engineers have by now left the firm and the rest are deep into launching new surprises down the sluggish and shoal-ridden manufacturing channel.


What follows is a series of examples taken from the survey. In three major groups they cover, management philosophies, design methods, and production tools which the firms named found cut their lead times.

(text continued on p 40)

### Cutting Lead Time— A Military View

Col. C. H. Burch, deputy commander of the Army's electronic proving ground at Fort Huachuca, Ariz., told ELECTRONIC DESIGN:

"One of the most important aspects of lead time is for everyone concerned to have a clear understanding of the requirements of the system to be produced. It is extremely important to know what specific capability has to be produced at what specific time."



# MAGNETIC NEED BETTER PROPERTIES?

Check These Grain Oriented Materials from A-L

NAME	DESCRIPTION	SPECIAL PROPERTIES	TYPICAL USES
Silectron	Grain oriented silicon strip. Available in coils and laminations in thicknesses of .012 and .014 inch.	Very low 60 cps core losses, high permeability, and low exciting currents at high inductions in the rolling direction.	Power and distribution transformers large turbo generators, small power and audio transformers.
Thin Gage Silectron	Grain oriented silicon strip. Available in coils in thicknesses of 1, 2, and 4 mils.	Low core loss and high permeability at frequencies greater than 60 cps in the rolling direction.	High frequency transformers, pulse transformers, magnetic amplifiers, communication equipment.
Deltamax	Grain oriented, 50 percent nickel, balance iron. Available in coils and laminations.	Low coercive force and rectangular hysteresis loop developed after a high temperature, hydrogen anneal.	Magnetic amplifiers, computers, mechanical rectifiers, saturable reactors.

For the utmost in magnetic properties, design your flux paths to take advantage of directional properties of Allegheny Ludlum's grain oriented materials. By careful control of rollings and quality processing, Allegheny Ludlum creates grain oriented materials that permit the ultimate for design consideration and economic application.

Allegheny Ludlum Silectron®, a grain oriented cold rolled 3 percent silicon steel, is much superior to the corresponding nonoriented grade when magnetized in the rolling direction. Iron-silicon alloys are usually graded on the basis of core loss or watt loss. Silectron's core loss is only .659 watt per pound measured parallel to the rolling direction compared to 1.11 for the corresponding nonoriented alloy. (Both measurements made at 15 kilogausses and 60 cycles per second.) In fact, Allegheny Ludlum Silectron is so superior to conventional grades that it gives better results even when

20 percent or more of the flux path is cross grain.

Allegheny Ludlum Deltamax is a 50 percent iron, 50 percent nickel alloy which has equally good magnetic properties in three directions—in the rolling and cross rolling directions and also normal to the plane of the strip. Deltamax has a rectangular hysteresis loop with a very high peak induction at a magnetizing force only slightly greater than the coercive force. Its high residual induction and superior permeability at peak inductions is combined with a reasonably low coercive force.

When your magnetic requirements are exacting, consult with Allegheny Ludlum. A-L makes a complete line of magnetic materials, is glad to supply you with the technical data you need in design and manufacture. *Allegheny Ludlum Steel Corporation, Oliver Building, Pittsburgh 22, Pennsylvania. Dept. ED 12-2.*




## ALLEGHENY LUDLUM

PIONEERING ON THE HORIZONS OF STEEL



CIRCLE 31 ON READER-SERVICE CARD

1001



## Engineers Must Be Management-Conscious

*The shorter the lead time, the more engineers on a project become management-conscious. Not only do shorter lead times force management responsibilities on the engineers, but most engineers tend to believe that management decisions above them can make or break their own technical efforts. Here are some successful approaches to welding engineers to management.*



**Cold-war psychology** demands that the enemy know the U.S. can accomplish projects like the AN/FPS-35 defense radar system within two years. Although the full scope and schedule of this multi-site system are classified, this picture of the second unit at Montauk Point, N.Y., was taken last spring. Sperry engineers Frank Mulligan (left) and Lawson Singer directed the assembly of the Sperry and subcontractor parts sent directly to the site.

### Large Company Moves Fast

It is said that large companies cannot move swiftly. However, Joseph Emerson, engineering department head, search radar, Sperry Gyroscope Div., Sperry Rand Corporation, Great Neck, N.Y., explained how his group was able to break the large company rule and move the large AN/FPS-35 search radar project through Sperry's departmentalized organizational structure in record time.

"This was definitely not a panic program," Mr. Emerson emphasized. "Panic programs are 50 per cent doomed to failure before they start."

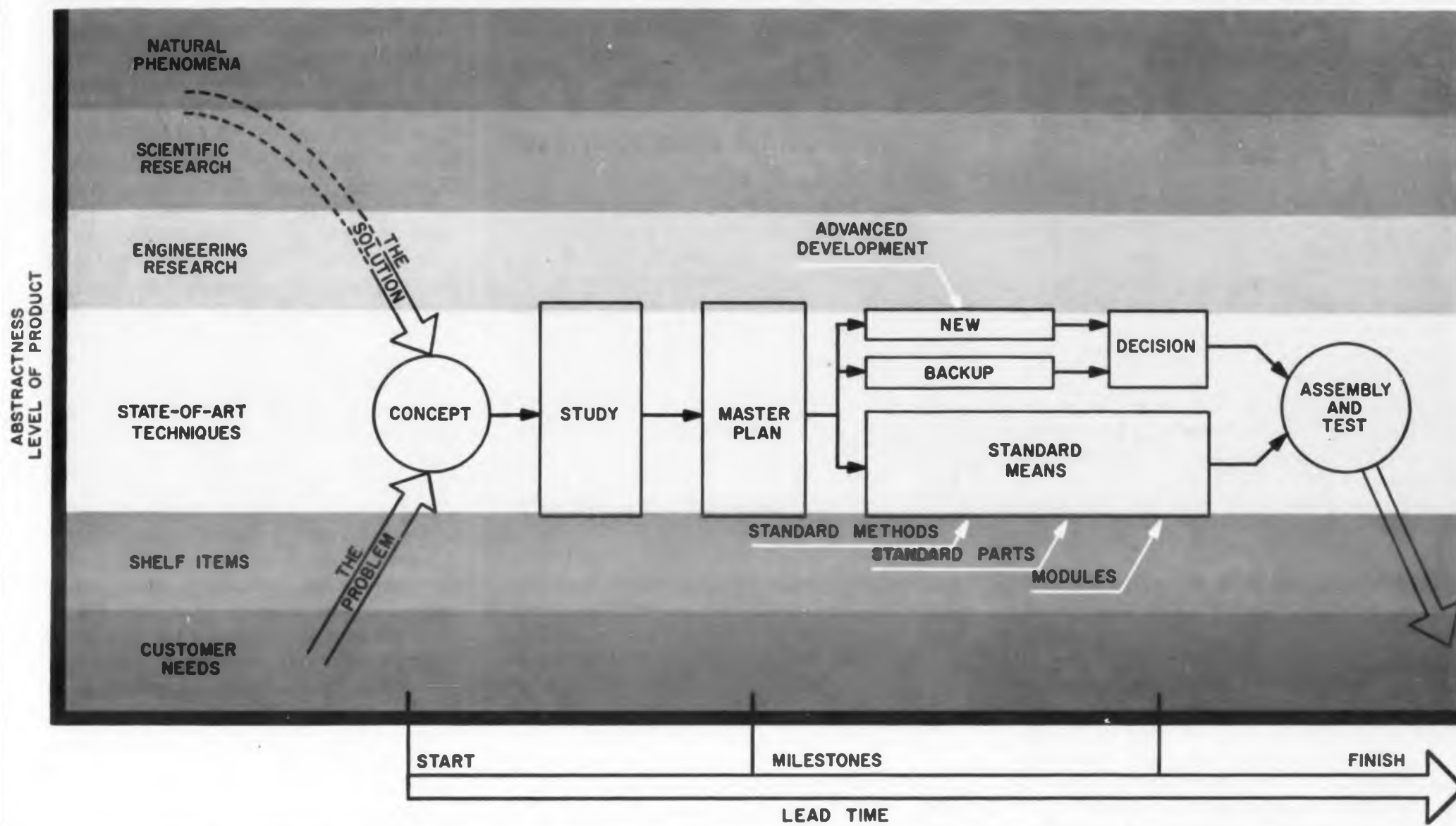
"We started by forming a small, highly experienced group, and this team pooled its thinking into the basic over-all plan of operation," he said. "Then, quite important, the same team carried the plan through to completion serving as the management and technical leadership basis for the much larger team needed for a project of this magnitude."

The team was formed, naturally enough, from a search-radar equipment group whose efforts were directed towards formulating Sperry's bid on the AN/FPS-35 competition during the winter of 1957-58. It was just prior to and during the short bid-preparation period that the key planning that was to direct the whole project took place, he recalled.

The quality of the original plan can make or break a short lead time project, Mr. Emerson stressed. In his opinion it was possible for his group to come up with a workable plan within two months because of its extensive experience and the fact that the group had already been studying the technical area and needs.

When, in early 1958, Sperry was notified by the Air Force that it had won the competition (partially on the basis of delivery promise date),

## Getting the Hardware from Blue Sky onto the Loading Dock



**Planning for a particular project** must outline both the vertical and horizontal aspects of the effort shown in this chart. This planning culminates in a master plan. To achieve short lead time, a master plan must be conceived when management decides that engineering research has ripened enough so that a specific project can be put into the customer's hands within a given time. On the vertical axis, technical innovations

should be isolated for special attention. As often as possible, known methods, standard parts, and modular building blocks should be used. On the horizontal time axis, project milestones must be set. An intelligently conceived master plan balances technical ambition against the production deadline and gives some sort of organization to the often-hectic phase overlap which follows.

Mr. Emerson said it was merely a matter of implementing the plan laid out in their proposal.

"For speed, we followed the rule of directing each element of the job towards the most experienced person or operation we could find," he recounted. "Because the AN/FPS-35 was a very large, inclusive 'turnkey' type project [an 85-ft-tall building was included], this meant that many outside consultants and subcontractors had to be drawn into the effort."

"One of the most frustrating aspects to this large-scale farming-out for our engineers," he said, "was having to give out the development work on some of the most technically inviting subsystems. Instead of tackling the engineering problems themselves, they found they were turning into administrators for the subcontractors."

"Despite our tight schedule, we did push the state-of-the-art," Mr. Emerson said. "But on the

technically advanced items, we made sure we were also carrying along a backup approach."

In these cases, the advanced and backup approaches were carried along in parallel until the time leeway preset by the master schedule was used up. Then the project management evaluated the new development and made the decision whether it was sufficiently reliable for inclusion in the project, or should be scrapped in favor of the backup.

"On our day-to-day scheduling, our attitude was that of constant realistic re-evaluation of the probabilities that a date would be met, but on the other hand we held our major schedule milestones firm," Mr. Emerson said. "For example, if a schedule had a lower than 50 to 70 per cent probability of being met, it was revised and given immediate heavy effort."

A clever little twist on the schedule sheets for

this project was to completely blackout due dates once a step was accomplished.

"This forced us to keep our thoughts on what remained to be done," Mr. Emerson said, "and discouraged us from dwelling on the mistakes and victories of the past."

Another form of backup was using two engineers for each project item, Mr. Emerson explained. An electronic engineer was paired with a mechanical engineer. This had the desirable effect of bringing the packaging along with the circuit design (it was also helpful on the many primarily mechanical elements of a project such as this).

But the real justification for assigning two engineers to each item was in having another man knowledgeable on that item, in case one of the two men dropped out, according to Mr. Emerson.

Fortunately, the attrition of engineering man-



power was low during the fast-paced first one and a half years of the project. Mr. Emerson attributed this to the feeling of team and individual accomplishment engendered by seeing results follow fast upon one another.

One engineer, however, did drop out for three months because of nervous exhaustion, Mr. Emerson admitted.

A fringe benefit of the two-man approach was that it gave management the choice of pulling one of the engineers off the item if it became apparent that he was becoming too technically enamored with that item. There was always the other man to carry the project through without loss of continuity.

As with many other short-lead-time projects surveyed, breadboards were almost completely eliminated, except for the special technically-advanced portions of the system.

In fact, on this project, the subcontractors were told to ship their parts directly to the radar search tower erection sites. On the first installation, which was at Thomasville, Ala., the Sperry project engineers lived on the site to supervise the assembling and testing of the system.

Mr. Emerson said this was like no other post-war project he had seen: they were connected with the home plant by leased telephone line,

teletypewriters, and a company airplane flying on a three day a week schedule. "As a result, the first 'turnkey' operation was achieved in a little over half the normal time for a program of this magnitude and complexity," Mr. Emerson said.

### Continuity Comes From Individual

The same concept of assuring project continuity by having a nucleus of engineers follow through the complete project is used by Transatron Electronic Corp., Wakefield, Mass.

The "race" to get a new semiconductor out before the competition starts with the management decision that a device under development in the Transatron research laboratory is ripe for commercial exploitation.

The continuity chain is started by retaining a few men from the original research team as consultants on the development project. At the same time, some production people who will eventually supervise the production line are added to the development project.

Transatron feels that this overlapping of the people on the project, phasing the various levels in and out gradually, never turning the project abruptly from one group to the next in a lump, has cut 40-50 per cent off the lead time.

### Computer Aids Management

What is at fault when a good master plan, a good engineering team, and an expert manufacturing operation fail to produce short lead times? Usually it is a series of little things which build up into one big final mess.

A design engineer forgets to work out com-

pletely the required transient response of a certain component, a draftsman doesn't put down all the parts needed on a bill of materials, a purchasing agent orders a wrong-size component for a long-lead-time item, a faulty manufacturing methods instruction causes a difficult assembly to be scrapped, parts aren't delivered on time by the subcontractors, or parts won't go together on assembly.

As long as human beings are running a project, many of these things will happen. The trick is to keep everything on schedule so that when the unforeseen does happen, it is discovered as soon as possible. It is also mandatory to have communications channels which enable management to know the minute the unforeseen happens.

But formal, quantitative, written communications can be the archenemy of people working night and day to get something done in a hurry.

One answer comes from Loral Electronics Corp., New York City, where formalized communications based rigidly on "the book," is the credo of Edward J. Garrett, vice president and general manager. Loral, incidentally, claims that the reason it has been able to more than double sales each year to reach its present \$36 million level has been its reputation for on-schedule delivery of technically advanced military systems.

"Loral is tightly run and I believe in lots of reports," continued Mr. Garrett, pointing to three thick organization and procedure manuals.

"Pretty ambitious, aren't they, for a firm that made them up two years ago when we were still a little company. This is the foundation for prompt delivery and growth," he said.

The obvious question, of course, was whether such bulky procedures wouldn't completely bog

Loral's Vice President and General Manager Edward J. Garrett (center) believes in "lots of reports," and in using a computer, not engineers, to make them out. The computer is a Remington Rand Univac 60 data-processing system, and the seven girls (at right) work full time preparing the punched cards which feed it.



down a fast moving electronics firm. Mr. Garrett admitted that perhaps they would if Loral had not set up a Remington Rand Univac 60 electronic data-processing unit (EDP).

Loral's computer lead-time-control plan, which is still being extended, amounts to having management's master plan wired into the EDP's program routines. Then, as man-hours, material-availability status, and other information becomes available on projects, it is translated onto punched cards and processed, not with the idea of building up bushels of statistics, but to let the computer routines detect the "exceptions" to the master schedule. The whole purpose behind Loral's approach is to alert management to those spots which need top level attention.

Normally, complete reports are processed on a monthly basis, but, with the computer system, Loral can call for a status report on any project and have it within six hours. This is not a matter of having the whole plant stop and make up a report, but of stacking the cards in the computer's input, wiring in the organization of the report, and letting the computer do the rest.

"The machine will tell us, for example, if we have the parts in the stockroom to go right into production on an item which has become suddenly high priority," Mr. Garrett said.

When a department is unable to cope with an "exception" exposed by the computer, the company has a staff-level "Flying Squad" which is sent in to help.

The extent of Loral's computer production-control system is indicated by the fact that it has five girls at key-punch machines continuously translating plant paperwork into machine language. Roughly 50,000 punched cards are on file at this time. The firm, however, now needs 30 per cent less clerical help and future extensions of the system are expected to cut down clerical personnel further.

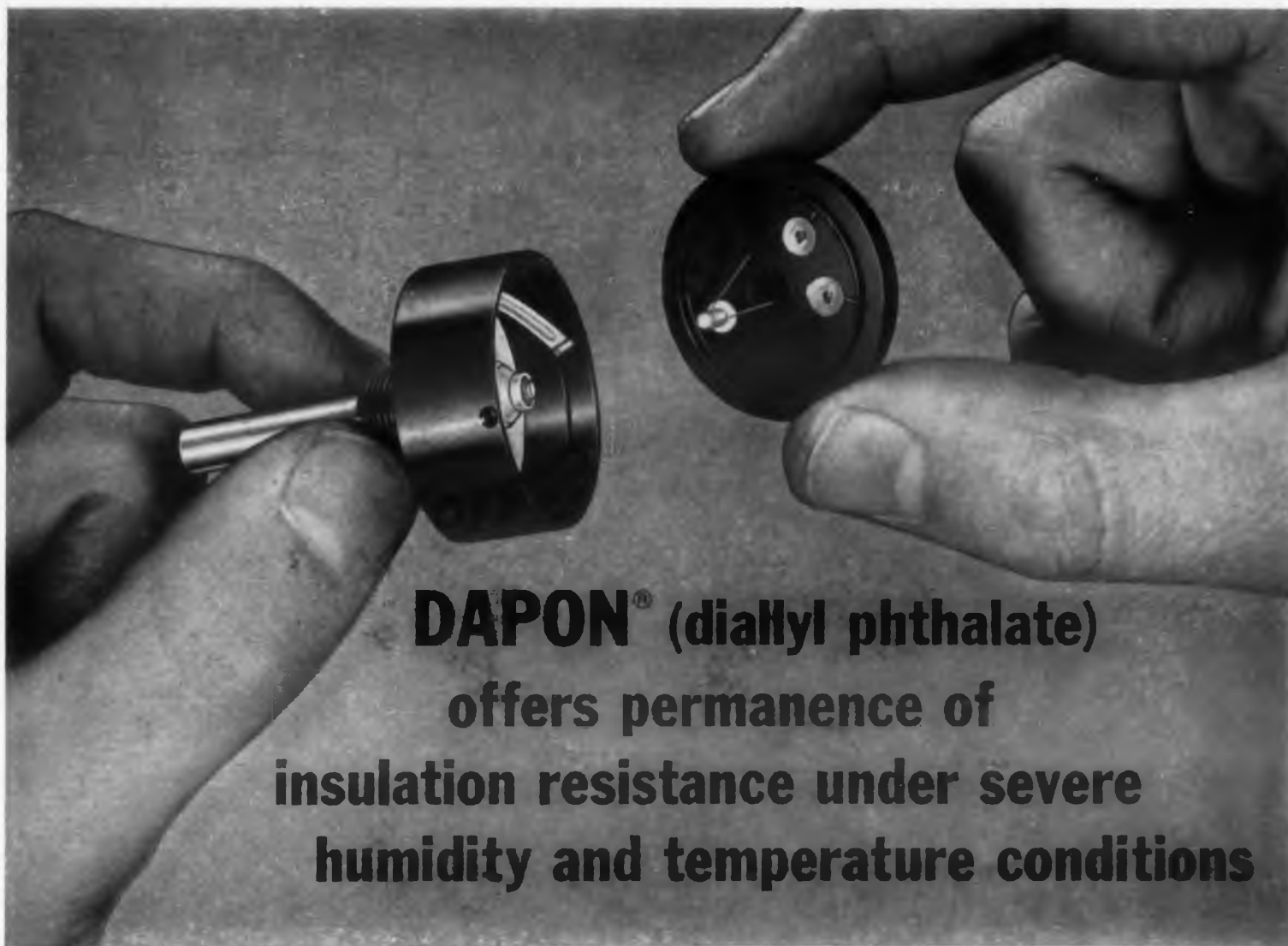
As a final indication of the present thoroughness of Loral's data system, nearly everybody in the plant is on the time clock. Only a dozen or so top management men don't actually punch in, but their secretaries fill in time cards for them. Very little in the plant is outside the EDP system's jurisdiction.

Possibly because of the sharp eye of the computer system, most of the management meetings are held after hours, evenings, and weekends.

"The best time to think and plan," said Mr. Garrett, "is after the day's rush of attending to the 'exceptions' exposed by the system is over."

### Pilot Plant Bridges the Gap

The time from engineering release to off-the-shelf delivery was becoming too long for management at Polarad Electronics Corp., N.Y. Cash



**DAPON® (diallyl phthalate)**  
offers permanence of  
insulation resistance under severe  
humidity and temperature conditions

*This plastic is ideal for applications where changes in humidity can affect electrical values. DAPON can prevent costly "in service" failures in electrical and electronic components.*

A new molded plastic potentiometer produced by New England Instrument Company features exceptional resistance to humidity, high reliability and low noise. A raised conductive plastic ring is used in place of resistance wire in these miniature units. The new potentiometers are ideal for servo and instrumentation applications where long life and extreme accuracy are important factors.

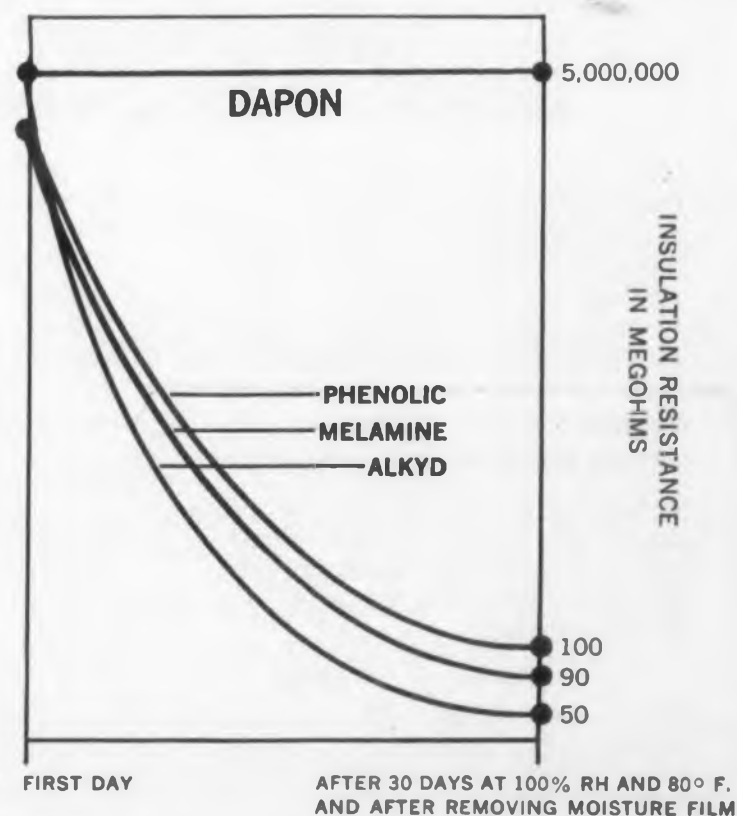
The solid resistance element, insulating base and silver terminal leads are molded in one operation with DAPON (diallyl phthalate) Resin. Result: a single, almost indestructible precision unit.

New England Instrument chose DAPON because of its superior electrical and physical properties, and its low moisture absorption. DAPON also molds easily around metal inserts without cracking, and withstands extremes of temperature, vibration and shock.

Specify DAPON (diallyl phthalate) Resin when you need:

- Low dielectric loss
- High dielectric strength
- Superior dimensional stability
- Excellent arc resistance
- High volume and surface resistance after high humidity-high temperature conditioning

Write for FMC's data sheet containing technical information about DAPON, suggested uses for this resin, and the names of DAPON compounders.



**FOOD MACHINERY AND CHEMICAL CORPORATION**  
**Dapon Department**

161 East 42nd Street, New York 17, New York

CIRCLE 32 ON READER-SERVICE CARD

# STEAM IT!



**DALOHM**  
SERIES 600 and 1500 T-POTS

## INHERENT STABILITY

Assured in a DALOHM Series 600 or 1500 Trimmer Potentiometer

The ability to perform reliably under extreme conditions of heat and humidity is only one mark of the inherent stability that is standard in Dalohm trimmer potentiometers.

Stored on the shelf for months... or placed under continuous load... operating in severe environmental, shock, vibration and humidity

conditions... Dalohm precision trimmer potentiometers retain their stability because it has been "firmly infixed" by Dalohm design and methods of manufacture.

For all applications demanding trimmer potentiometers that meet or surpass MIL specifications, you can depend on Dalohm.

### WIRE WOUND • SEALED • HIGH POWER • DALOHM SERIES 600 AND 1500 TRIMMER POTENTIOMETERS

Sub-miniature and miniature sizes with sealed cases. Four terminal configurations provide the solutions for demanding design problems.

	600	1500
Rated at ...1 watt		1 watt
Resistance range	10 ohms to 30K ohms	10 ohms to 50K ohms
Standard tolerance ... ± 5%		± 5%
Size	.180" x .300" x 1.000"	.180" x .300" x 1.25"
Screw adjustment	15 ± 2 revolutions	25 ± 2 revolutions
Weight	2 grams	2.5 grams

Write for Bulletins R-41 and R-44, with handy cross-reference file cards.

CIRCLE 33 ON READER-SERVICE CARD

- Completely sealed against moisture.
- Meet humidity requirements of MIL-STD-202A, Method 106A.
- End resistance is 1%, or 1 ohm.
- Nominal resolution of Series 600 is from 0.2% to 1.82%, depending on value; nominal resolution of Series 1500 is from 0.12% to 1.12%.
- Temperature coefficient is 50 PPM/° C.
- Manufactured to meet the functional requirements of MIL-R-27208 and MIL-R-22097.

### SPECIAL PROBLEMS?

You can depend on DALOHM, too, for help in solving any special problem in the realm of development, engineering, design and production. Chances are you can find the answer in our standard line of precision resistors (wire wound, metal film and deposited carbon); trimmer potentiometers; resistor networks; collet-fitting knobs; and hysteresis motors. If not, just outline your specific situation.

### DALE ELECTRONICS, Inc.

FORMERLY DALE PRODUCTS, Inc.  
1328 28th Ave., Columbus, Nebr  
A Subsidiary of  
*Hathaway*  
INSTRUMENTS, INC.



was still flowing out for manufacturing revisions while customers were impatiently wondering why they couldn't get delivery on certain products.

The answer which Polarad has set up is an 80-man pilot plant group composed of product designers, technicians, tool designers, high-grade manufacturing types and enough engineers to eliminate the need for this group to run back to engineering with questions.

Polarad expects that because all of the skills needed to product-engineer a new model for manufacturability will be incorporated in the pilot group, they will cut the pre-production time in half and at the same time come out of the pilot phase with ten finished units.

The first of the 10 units should be ready within four months or less and will be used for show demonstrators and sales representatives.

"We expect to sell everything that comes off the pilot line," Polarad's George E. Kaufer told ELECTRONIC DESIGN.

Mr. Kaufer pointed that close teamwork between engineering and manufacturing was particularly important on microwave work where juggling components for ease of packaging can make a great deal of difference in the performance of an up to 100-Gc circuit. In addition, the mechanical plumbing elements of the equipment tend to generate their own lead-time problems.

### 'We Ship The Prototype'

A good example of fast-paced but high-level military contracting comes from Radio Engineering Laboratories, Inc., a subsidiary of Dynamics Corp. of America, in New York City.

In February, 1959, REL received a \$6 million order for the NATO "Ace-High" troposcatter communication stations which are to stretch from Britain to Turkey. Now, less than two years later, REL has shipped most of the units of this 10 kw, 1 mc system.

"We start building the prototype within months after receiving the contract," Seymour Sinuk, assistant to the chief engineer, said. "We work out our engineering and manufacturing problems on the first prototype, then ship it as our first unit."

The engineering change notices (ECN's) developed for the prototype are progressively incorporated into the original designs of following



Just a month after this picture was taken, REL shipped this "Ace High" system unit to NATO. "We may have screw heads showing on our front panels, but we get advanced developments out working for our customers month and even years ahead of the usual schedules," an REL engineer said.

units (REL's orders run from a few orders to hundreds of units).

"We can get the prototype under way so fast because we are a close-knit, engineering-production team operating under one roof," Mr. Sinuk said, "and we use direct methods."

"For example, if an assembler on the prototype has a problem, he doesn't stop work; he walks over to the engineering department and gets his question answered by the engineer on that phase of the project.

"We don't let purchasing red tape hold us up on the prototype either. If a part is missing, a messenger gets on the subway and goes over to one of the electronics supply houses nearby and buys it off the shelf."

### Realistic Lead Times

A program-evaluation system is used at GE's Light Military Electronics Dept., Utica, N.Y. to analyze programs in terms of critical events and the effects these events would have on the complete programs.

Important in this technique is the assignment of realistic lead times for the various phases of a program and the subsequent optimizing of the order of attack on the individual phases. How-

Now . . . from Phelps Dodge . . .



## First complete line of Solderable Magnet Wires for the Electronics Industry!

**NYLEZE® Class B (130°C)**

a tough, all-purpose, solderable wire for your most severe applications. Especially suited for use in high speed automatic winding equipment or wherever extreme varnish or compound treatment is involved.

**S-Y BONDEZE®**

a self-bonding wire with underlying Nyleze® film, solderable at low temperatures. The high temperature cut-thru resistance of the Nyleze® film will reduce the number of shorts in your coils.

**SODEREZE®**

the solderable wire with exceptional "Q" characteristics proven over the years in thousands of customer applications.

**GRIP-EZE®**

the solderable film wire with controlled surface friction for use in lattice-wound coils. A special surface treatment provides mechanical gripping between turns and keeps the wire in place.

All Phelps Dodge solderable magnet wires are red in color.

*Any time your problem is magnet wire, consult Phelps Dodge for the quickest, surest answer!*

**FIRST FOR  
LASTING QUALITY  
—FROM MINE  
TO MARKET!**



**PHELPS DODGE COPPER PRODUCTS  
CORPORATION**

**INCA MANUFACTURING DIVISION**  
FORT WAYNE, INDIANA

CIRCLE 34 ON READER-SERVICE CARD

# impossible?

## the problem

ONLY 1" x 1" x 2" SPACE LEFT IN THE MISSILE PACKAGE FOR A ONE MICROFARAD THAT HAD TO APPROACH PERFECTION IN PERFORMANCE

## the solution

## the result

ARCO PFC Division alone among all potential suppliers met the specifications for this critical application. ARCO's unique facilities and engineering "know-how" have often resulted in success of capacitor design where others have failed. The test samples were followed by production units superior to the original, a product of our constant design improvement program. We are pleased to offer consultation on capacitor problems as part of the regular ARCO service.

Arco PFC Division also manufactures a complete line of polystyrene and Teflon capacitors in standard tubular and bathtub enclosures utilizing the same basic construction techniques that make possible the above performance. The price for this exceptional performance is only a few pennies more than ordinary film capacitors.



**Temperature Coefficient:**  $-120 \text{ ppm}/^\circ\text{C} \pm 10 \text{ ppm}/^\circ\text{C}$  linear from  $-55$  to  $+85^\circ\text{C}$   
**Insulation Resistance:** Better than  $1.5 \times 10^{12}$  ohms at  $85^\circ\text{C}$   
**Stability:** Better than 0.1% long term under all conditions of thermal cycling  
**Dielectric Absorption:** Better than 0.05%  
**Power Factor:** Less than 0.04% at  $85^\circ\text{C}$   
**Environmental:** Full MIL requirements for missiles including shock of 50 G and vibration to 2000 cps.

ARCO PFC Division developed methods of selecting only the very highest quality dielectric for use in these assemblies. A totally new technique for assembly was invented which prevented overheating the dielectric during assembly and resulted in the most rugged method of termination used in the industry. Sixty-three tests, including 100% measurement of all critical electrical characteristics are utilized to assure conformance to specification.

Arco PFC Division has been delivering **ON TIME**, in production quantity, capacitors that **exceed** the original specifications.



ever, the company points out, although lead times chosen for individual phases are realistic they are not what could be called low-pressure scheduling.

An Integrated System Project has been developed to help LMED keep track of program progress. The system makes use of computer to monitor a program through all its phases as it progresses through the very large department.

Quick Reaction Capability is another formal technique used at LMED. The system is based on having a variety of specialists available for rush jobs, each with experience in accelerated production. Under this system, the department reports, a 35-tube receiver for the AN/ALT-6 countermeasures set was delivered in a flyable version seven weeks after a design and breadboard had been completed. The receiver was built by manufacturing personnel working in the engineering laboratory. Sketches rather than schematics were used, and the engineering shop personnel were able to improve the basic designs while they monitored assembly.

Like other companies, GE uses advance ordering, under which parts and methods components for a particular project are ordered from suppliers very early in the program.

By ordering specific parts in specific quantities early, the department believes it gains in avoiding supply bottlenecks much more than it loses in occasionally having to return, stock, or waste parts.

### Getting The Heads Together

The need for integrating engineering and the early stages of manufacturing was a constant theme running through the replies of most of the companies.

Most straightforward among the many approaches to arriving at engineering-manufacturing integration was that of intermixed layout of the plant.

"Merely by arranging our engineering offices in a semicircle around the work area, we made it possible for an engineer to communicate with a technician on his project by just leaning over the elbow-height partition," said John R. White, manager, Monitor and Controls Division, Fenwal, Inc., Framingham, Mass. "It's better than tying him up writing memos," Mr. White told ELECTRONIC DESIGN.

Manufactured by:

Write today for Catalog No. A-10



**ARCO** electronics inc.

64 White St., New York 13, N. Y. • Branches: Dallas 7, Los Angeles 35

**PFC**  
DIVISION

precision  
film  
capacitors





Plant layout at Daystrom's Control System Div. removes, in a very simple manner, one of the most notorious obstacles to shortening lead time—poor communications. Technician Emery Strong (left) has walked over to project engineer Dan Senuta's office with a circuit board to discuss a possible design change. Progress of electronic assembler wiring computer rack reminds both of project status.

Another firm which uses this configuration to advantage is the Control Systems Division of Daystrom, Inc., La Jolla, Calif. This group must move rapidly to fill its ambitious commitments in the area of computer control systems for complete industrial processes.

Not only does Daystrom place the engineers around the combined laboratory-factory area, but it gives each project a nickname (a secretary's name is chosen from a hat) and hangs that on a sign over the project.

With partially completed hardware staring them in the face as they come and go from their offices, the engineers are constantly reminded of lead-time realities.

## How Do You Handle Engineers?

All through the survey it was noted that management was concerned about the best way to handle engineers on a short-lead-time project.

Should their natural personal interests in the product be encouraged or discouraged?

Most managers said yes, but only up to a point.

DeVar Systems, Inc., Glenbrook, Conn., went further in this direction than most. It said that it had cut the lead time on a recent transistorized miniature instrument from a customary 18 to 24 months to six months, from conception to marketing, by encouraging the engineers to follow their creation all the way, even to final marketing.

This was done on an individual basis by breaking the development-team goal down into goals for each engineer. The result, according to DeVar, was complete project continuity on all levels.

However, to prevent too much engineer involvement in less-essential detail, the group was encouraged to use outside shops for printed circuits, chassis, and general hardware.

(continued on p 48)

these  
three categories  
of

**CLARE** GERMANIUM ALLOY

**TRANSISTORS**

solve major design  
and procurement problems



### HIGH VOLTAGE • 2N398, CP398, 2N1310, CP98 Characteristics @ 25° C

Parameter	2N398 PNP	CP398 PNP	2N1310 NPN	CP98 PNP
$BV_{CBO}$ (Min.)	-105 Vdc	-105 Vdc	+90 Vdc	-65 Vdc
$V_{RT}$ (Min.)	-105 Vdc	-105 Vdc	+90 Vdc	-65 Vdc
$f_{\alpha b}$ (Min.)	—	1 mc	1 mc	4 mc
(Typ.)	—	—	—	—
$h_{FE}$ (Min.)	20 at $I_C = -5 \text{ mA}$	30 at $I_C = -5 \text{ mA}$	20 at $I_C = +5 \text{ mA}$	30 at $I_C = -30 \text{ mA}$
Max. Rated Dissipation	50 mW	120 mW	120 mW	150 mW

### DRIFT • 2N602, 2N603, 2N604 Characteristics @ 25° C

Parameter	2N602	2N603	2N604
$f_T$ (Min.)	10 mc	30 mc	50 mc
(Typ.)	20 mc	40 mc	60 mc
$BV_{CBO}$ $I_C = -25 \mu\text{A}$ (Min.)	-20 Vdc	-30 Vdc	-30 Vdc
$BV_{EBO}$ $I_E = -50 \mu\text{A}$ (Min.)	-1 Vdc	-1 Vdc	-2 Vdc
$h_{FE}$ (Min.)	20	30	40
$I_B = -0.5 \text{ mA}$ (Max.)	80	100	140
$V_{RT}$ (Min.)	-20 Vdc	-20 Vdc	-30 Vdc

### MEDIUM POWER • 2N597, 2N598, 2N599 Characteristics @ 25° C

Parameter	2N597	2N598	2N599
$f_{\alpha b}$ (Min.)	3 mc	6.5 mc	12 mc
(Typ.)	8 mc	10 mc	18 mc
Max. Rated Dissipation	250 mW	250 mW	250 mW
$h_{FE}$ $I_C = -100 \text{ mA}$ (Min.)	40	70	100
$BV_{CBO}$ $I_C = -25 \mu\text{A}$ (Min.)	-45 Vdc	-35 Vdc	-30 Vdc
$I_{CBO}$ $V_{CB} = -15 \text{ Vdc}$ (Max.)	-8 $\mu\text{A}$	-8 $\mu\text{A}$	-8 $\mu\text{A}$

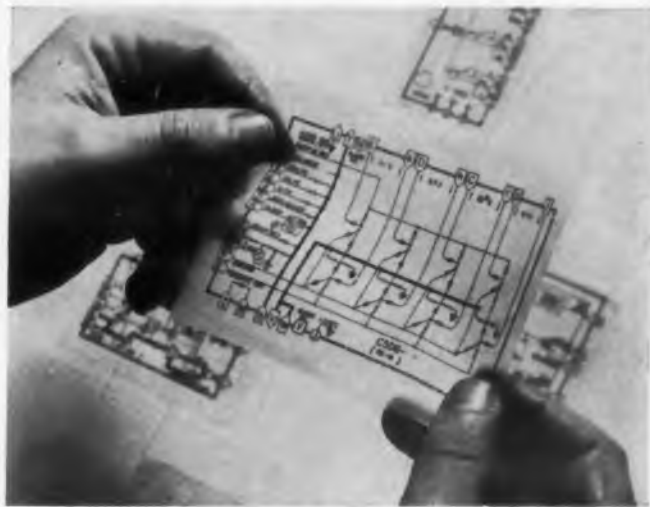
91 types of Clare Transistors offer you a wide variety of devices with just one standard of quality—the very highest. The three categories mentioned above demonstrate Clare ability to produce hard-to-make transistors in a manner which makes them easy-to-buy. The broad Clare Transistor line comprises the range you need for complementary logic, high frequency logic, neon bulb drivers, core and solenoid drivers, and high current switches.

Top-quality standard units, with special devices for special needs, make Clare an important source for you. Contact your nearest C. P. Clare & Co. sales office...or C. P. CLARE TRANSISTOR CORPORATION, 260 GLEN HEAD ROAD, GLEN HEAD, L. I., NEW YORK.




For specifications on  
91 typical Clare Transistors,  
circle Reader Service Card Number **858**

C. P. **CLARE** TRANSISTOR CORPORATION • GLEN HEAD, NEW YORK



**Application engineer at Adage** "designs" the customer's special-purpose system by filling in his block diagram with stickers representing circuitry of the standard modules.



**Harness wiper** receives instructions from tape via earphones. The special harnesses unite the standard modules into one-of-a-kind customer systems.

## Methods Complement Master Plan

*Certain methods have become popular with short-lead-time projects. They fit into the conflicting pattern of maximum technical progress in minimum time and are available at every project level.*

### At Adage, Inc.

#### ▪ *Systems from standard modules*

The modular concept, which has been so important to the electronics industry, can be the basis of a fast lead-time operation.

Adage, Inc., Cambridge, Mass., which specializes in one-of-a-kind digital-instrumentation systems, feels that it has arrived at a workable combination of modular manufacturing with custom engineering. Quick reaction to typically specialized customer demands is accomplished alongside an even-paced and efficient manufacturing operation.

"A few talented application engineers get their hands dirty in every phase of the customer's system, from conception and negotiation to delivery and customer education," explained Adage president F. Mansfield Young.

It is the application engineer's function to marry standard modules coming out of manu-

facturing to special-purpose customer systems.

To permit the engineer to do this as effortlessly as possible, Adage has carried its modular concept into drafting by having applique stickers for each of its sixty standard modules. The engineer fills in his system-block diagram by pressing the appropriate module stickers down on the drawing. He completes the drawing by ruling in the wiring interconnections.

In this fashion, a system can be designed by one application engineer in from two hours to two days, with no inter-departmental fuss, Adage said.

The wiring harness is the implementation of the application engineer's interconnections. Here, time is cut from six days to two by directing the harness maker by taped audio instructions.

A production department technician breaks the engineer's drawing into, "connect module J-11, pin little p to module J-12, pin capital F," etc. At the wiring bench, the harness maker wears a

headset and calls for a playback of the instructions, one by one, by pressing a foot pedal. The tape automatically halts at the end of each instruction, and there is a second pedal in case she wants an instruction repeated.

The complete harness, the standard modules, and a cast aluminum container are delivered to the applications engineer. He slides in the modules, connects the harness, and checks to see if his system meets specifications before release.

### At General Electric

- *Computer-designed welded matrices*
- *GEESE—versatile analog simulator*
- *Library of printed circuits*

Two methods are being combined into one important time-saver in the production of circuits at General Electric's Light Military Electronics Dept., Utica, N.Y. LMED is planning to elabo-

rate present techniques to produce automatically computer-designed welded-wire matrices. Production of the matrices would be tape-controlled with computers.

In choosing welded-wire construction for its matrices, LMED feels it gains flexibility over conventional printed-circuit boards, particularly because of the almost unlimited number of crossover possibilities available in the matrices, which makes layout design easier.

Two layers of parallel wires running perpendicular to each other and separated by an insulation sheet form the basic matrix. Welded connections at desired crossover points are made by burning through the insulation.

The welded-wire technique is said to lend itself to automatic methods. The company already has a unit for producing 30 ft per hr of the matrices and is working on a component placer and an automatic tester.

Eventually design engineers would transfer data from schematics to special forms, which programmers would use in punching a computer tape. The program would enable the computer to consider the necessary number of connections, lead location, component size, junction points, and other factors in laying out the matrix.

The present combination of matrix machine and computer reportedly produces a breadboard matrix in about 90 min.

GESE, GE's Electronic System Evaluator, is a special-purpose analog simulator said to save time at all stages of design. This tool, actually a roomful of specially designed equipment at the Defense Systems Dept., Syracuse, N.Y., permits the department to evaluate a circuit, subassembly, piece of equipment, or system at any stage in the production cycle from the first paper proposal to block diagram to schematic to prototype.

The key to its operation is said to be the way the system's designers were able to achieve simulation of proposed radio frequencies by use of audio frequencies. That is, the simulator uses audio frequencies where the actual equipment would use radio frequencies. Highest frequencies in GESE are on the order of 20 kc. As a result, typical bandwidths and frequencies are scaled down by a factor of 1 million, and time is stretched by the same factor. One microsecond in the actual equipment becomes one second in the simulator, a major advantage in analyzing circuit and equipment functioning.

Because the simulator provides a relatively uncomplicated method of varying system parameters, these circuit-design factors can be optimized before construction of any hardware. Redesign is therefore minimized, the company claims.

The Defense Systems Dept. has used the simulator on a number of design projects, including radar and communications equipments and systems. Lead time on all these projects was said to be cut significantly.

In addition to its obvious use in cutting design lead time, the simulator is said to be capable of testing for interference problems, jamming susceptibility, waveform analysis and other factors. These features can be important in reducing lead time, the department believes.

A library of standard circuits plays an important role in cutting lead time at GE's Heavy Military Electronic Systems Dept., Syracuse, N.Y. The department is currently compiling a library of standard circuits, each designed by designer specialists in particular areas of circuit design. These circuits are in printed-board form. The department, however, is planning to start a library of actual circuits, so that time can be saved in trying out circuits. If a company user needed a circuit to complete a breadboard or

to make some tests, rather than have the departmental shop make up a circuit, he would use the one on file in the library.

Standardized printed-circuit boards have been developed at HMED—with conservative features—to avoid production bottlenecks. The department's standard boards do not use plated-through holes or other relatively recently developed features.

Paper duplicates of blank printed-circuit boards are used by designers at GE's Heavy Military Electronics Dept. These paper forms duplicate the layout and dimensions of the actual standard printed-circuit boards. Layouts made on the forms are sent to the shop for fabrication. With this system, sample units are reportedly returned in about three days.

Computer-optimized wiring schemes is another technique used at HMED to save time. Because the department uses a sufficiently large number of solderless wrapped-wire connections, it has proved practical to figure out the optimum

## A Garland of Timesavers

Accurate scale models of military planes are used by Melpar, Inc., to test electrical characteristics of antenna designs. The scaled-down antennas are used to transmit at frequencies scaled up by an appropriate, proportionate value. Melpar reports that the system permits duplicating full-scale antennas in actual flight. The scaling also saves test area by an amount proportional to the scaling factor.

Adaptive systems may soon be applied to cut lead time. Specialists at the Air Force's Wright Air Development Div., believe that because adaptive systems can be made to self-adjust to a new aircraft, as much as two years may eventually be cut off a typical flight-test program.

Kits of many types are being produced to give engineers pre-tested designs to use as expedients or as flexible tools in designing. For example, the Ferroxcube kits developed by Ferroxcube Corp. of America provide a selection of ferrite cores and other parts useful in building a variety of circuits.

Mathematical design formulas have been developed to permit an evaluation, on paper, of a basic design so that samples of equipment are necessary only for verification and not for developmental experimentation. According to Sperry Rand, using the special formulas permits final detail drawing to be made from preliminary calculations while the samples are being fabricated.

Spreading new information fast did a lot to cut lead time, reports Burroughs Corp.'s

Electronic Tube Div. The decision to announce the division's then-newly developed Beam-X switch at the time of the 1960 IRE convention was made in conjunction with the decision to concentrate on informing design engineers of the product's characteristics. This was done by informing the technical press of the development and encouraging detailed articles on the switch's design (*Electronic Design's* editorial treatment of the Beam-X switch is shown below.) Burroughs reports that this combination of factors produced good results.



# DELCO'S 2N174 PROVED IN POLARIS

... and Minuteman and Talos and Atlas and Jupiter and Thor and Titan and Bomarc and Zeus and Pershing and hundreds of other military and industrial applications.

For Delco Radio's highly versatile family of 2N174 power transistors meet or exceed the most rigid electrical and extreme environmental requirements.

Over the past five years since Delco first designed its 2N174, no transistor has undergone a more intensive testing program both in the laboratory and in use, in applications from mockups for commercial use to missiles for the military. And today, as always, no Delco 2N174 leaves our laboratories without passing at least a dozen electrical tests and as many environmental tests before and after aging.

This 200 per cent testing, combined with five years of refinements in the manufacturing process, enables us to mass produce these highly reliable PNP germanium transistors with consistent uniformity. And we can supply them to you quickly in any quantity at a low price.

For complete information or applications assistance on the Military and Industrial 2N174's or other application-proved Delco transistors, just write or call our nearest sales office.

Newark, New Jersey  
1180 Raymond Blvd.  
Mitchell 2-6165

Santa Monica, California  
726 Santa Monica Blvd.  
UPton 0-8807

Chicago, Illinois  
5750 West 51st Street  
POrtsmouth 7-3500

Detroit, Michigan  
57 Harper Avenue  
TRInity 3-6560

Division of General Motors · Kokomo, Indiana

CIRCLE 37 ON READER-SERVICE CARD



**DELCO**  
DEPENDABILITY  
**RADIO**  
RELIABILITY



scheme on a computer. This has proved to be an important saver of both time and material.

Schematic changes sent via closed-circuit TV is another tool used at HMED. The large size of the department permits use of this novel time-saver, which eliminates time lost in inter-office and inter-ship mail channels. Also, extra copies of drawings are often eliminated.

## At Magnetic Controls Co.

### ▪ Computer speeds amplifier designs

Computation steps can be paralleled too. By setting up all the design equations for magnetic amplifiers in one simultaneous solution on an analog computer, Magnetic Controls Co., Minneapolis, Minn., engineers said they halved the time formerly consumed in plowing equation-by-equation through the design problem.

Formerly, the equations (gain, time constant, and voltage absorption) would be solved first, and then the engineers would calculate the practical considerations: Would the coil fit the core? Would the temperature rise be within bounds? Usually they weren't, and a series of tedious iterations of the calculations would be needed before a solution converged.

Now, a twist of one of the computer potentiometers changes a parameter, and the output meter indicates the total affect of the change immediately.

Greater rigor of design is encouraged for it is easy to incorporate non-linear functions in the computer set-up.

## At Sierra Electronic Corp.

- Multi-source supply
- Home-made parts

Multi-source supply, in the sense that any part specified by company designers must be available, in compatible versions, from several suppliers, is one of the rules at Sierra Electronic Corp., Menlo Park, Calif, a division of Philco Corp. Sierra feels that because it insists on assured supply, it avoids time loss due to supplier problems.

In-house-built parts is another time-saver at Sierra. Wherever possible, the company makes

its own parts to avoid dependence on suppliers. All metalwork, and even such items as special transformers, are made in the house.

## At Hewlett-Packard Co.

### ▪ Drawings sent to tooling as finished

Parallel operation is used at Hewlett-Packard Co., Palo Alto, Calif., to speed designs into hardware. In the past, the company waited until its design engineers had finished the designs and drawings on all elements of an equipment or a system before sending the complete package to manufacturing. Now, however, as individual assemblies are finished they are sent to the tooling designers as the first step in the manufacturing process. This is a significant change for H-P because the company concentrates on high-quality products, produced from carefully planned and debugged designs. General lead time at H-P is long rather than short, because of this.

## Home-Made Test Equipment



Company-developed testing equipment often saves lead time. This test console ages and tests counter-decade units at Hewlett-Packard. A hand-held push-button device activates a stepping switch that temporarily substitutes a resistor to bring the decade into calibration. The resistor value is displayed on the readout in digital form. The older, slower way involved clipping on resistors until the right value was found.

(continued on p 52)

# ADVANCED CBS MEMORY CUBE

## Now available for evaluation

For customer evaluation, CBS Electronics offers a working 16-bit *sample* memory cube. Its "new-concept" design features plastic-encapsulated ferrites and deposited conductors, resulting in compactness, light weight, and shock resistance never before achieved.

Check the features, unique construction and technical information. Order the CBS M-267 sample memory cube from stock . . . nominal charge \$50.00. Evaluate for yourself, firsthand, the benefits of its advanced design.

## CUSTOMIZED SYSTEMS



After your evaluation of the M-267, CBS Electronics can supply development facilities for custom-designing memory systems for your military computer requirements. This typical CBS customized memory pack, a multi-aperture, nondestructively-sensed, word-organized system, achieves a density of 15,456 bits in less than 23 cubic inches. Other CBS custom designs include nondestructive readout memories and ferrite logic systems. The ferrite cores in the memories meet a wide range of requirements for signal output, switching time, and current drive.

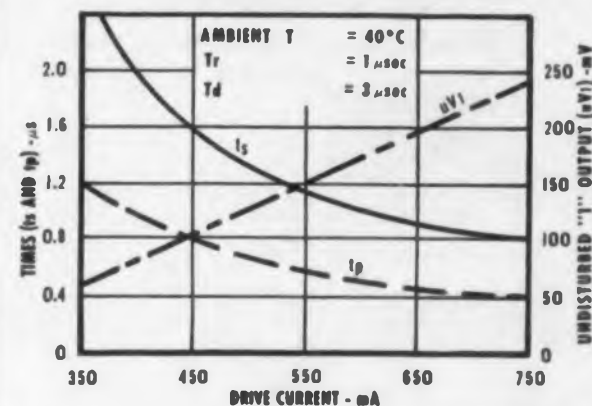
## UNIQUE PACKAGING OFFERS MANY FEATURES

**Miniaturization . . .** techniques used result in significant reductions in volume and weight, with densities up to 2,000 bits per cubic inch. Conventional wiring frame and most hand wiring are eliminated.

**Uniformity . . .** the "ONE" outputs of the 16 bits in the test cube reach amplitudes within  $\pm 5\%$  of each other.

**Environmental . . .** improved temperature, humidity, shock and vibration characteristics are provided, yet encapsulation techniques employed have no adverse effects on the ferrites.

## TYPICAL OPERATING CHARACTERISTICS CBS M-267 at 40°C



## microelectronics

**CBS ELECTRONICS**, Danvers, Massachusetts, A Division of Columbia Broadcasting System, Inc.  
CIRCLE 38 ON READER-SERVICE CARD



(text continued from p 51)

### From the United Kingdom



Bookcase housing for printed-circuit modules from the electronic department of Sir W. G. Armstrong Whitworth, Ltd., Coventry, England, indicates that the British approach is not very different from the U.S. approach. One variation mentioned by the firm, however, was building up two prototypes: one by the usual skilled model-shop technicians and the other by production personnel. This dual approach, the British firm said, ensured that the final product was both electrically sound and manufacturable. A trick used in actual manufacturing was to guide the semi-skilled workers by extensive photographs of the prototypes.

### Damper in One Week



This helicopter yaw damper (above) was produced by Lear's Astronic Div., Santa Monica, Calif., in one week's time. The sub-modules, one of which is removed, represent basic electronic circuits and they are packaged in precision-cast aluminum modules. A screw driver is the only tool needed. A second version (below) was produced within a few weeks, according to Lear. Payoff of this short lead-time project was that hits of anti-tank missiles fired from helicopters rose from 20 per cent to nearly 100 per cent.



### At U.S. Army Signal Corps

#### ▪ Mechanized filing hastens retrieval

A major concern of management in cutting lead time is to avoid redesigning circuits components and assemblies that have already been developed. Re-inventing the wheel, as this danger is known, has long been recognized as waste of money, talent, and especially, time.


Fortunately, just as the problem is reaching the critical stage in some areas, information retrieval and data-processing specialists are developing systems to make information available faster. In the military, where pressure to cut lead time is heaviest, several organizations have established mechanized systems for retrieving documents and engineering drawings.

At the Signal Corps' Materiel Support Agency, Fort Monmouth, N.J., about 300,000 Signal Corps drawings and about 500,000 manufacturers' drawings are already filed for mechanized retrieval. The system used is Minnesota Mining and Manufacturing's Filmsort, in which microfilm copies of drawings are mounted on aper-



Engineering drawings are available quickly to engineers at the Army Signal Corps' facilities at Fort Monmouth and elsewhere because of semi-automatic sorting, filing, and retrieval system. Microfilmed copies of drawings are mounted over apertures in IBM cards, which contain data useful to designers.

## Ready-Made Modules



Because these modules are complete with front panels and controls, Electro-Pulse, Inc., Los Angeles, the manufacturer, said they permit an engineer to go directly from his block diagram to a complete functioning instrument or system.

tures in IBM punched cards. Drawings are retrieved semi-automatically, thus saving much time and wasted design effort, Signal Corps officials report.

Other agencies like Redstone Arsenal, with 800,000 active and 1.5 million historical drawings on file, Bell Telephone Laboratories, with 100,000 active drawings, and the Air Materiel Command, use this system.

BTL is processing its collection of technical documents for mechanized retrieval. A new system is being set up to cross-index by key words in titles all internally generated company reports produced in 1959. Bell's Permutation System Index is based on the method used by the American Chemical Society to produce quickly indexes to its abstracts. The main difference between the systems is the length of printed lines processed by the systems' computers and finally printed out. Bell Labs is using a 120-character line, ACS, a 60-character line.

In Bell's system, an IBM 7090 is programmed to take the title of a report and make successive

## NEW HIGH-RELIABILITY READOUT DEVICES NOW AVAILABLE



SYLVANIA TYPE AN-150 . . . 1 1/2" ALPHA-NUMERIC . . . is diagramed above in actual size to show the 14 segments that produce the complete English alphabet, 0-to-9 numerics, and selected mathematical symbols.



SYLVANIA TYPE NU-150 . . . 1 1/2" NUMERIC . . . is diagramed above in actual size to show the 9 segments that produce a display of 0-to-9 numerics.




## Sylvania Electroluminescent Panels provide new techniques for display of numeric and alpha-numeric information

Sylvania EL Readout Devices are composed of segments of electroluminescent lamps, insulated from each other and separately terminated. By selective excitation of the segments, symbols are produced for visual display.

The basic design and structural simplicity of *Sylvania EL Display Devices* offer the important benefits of minimal catastrophic failure, exceptional reliability, long life, simplified circuitry, negligible power requirements, compactness, flat construction for wide-angle viewing, high readability despite ambient light conditions, and plug-in design for instant interchangeability.

Want more details? Send today for the descriptive brochure "Sylvania Electroluminescent Display Devices." Write Electronic Tubes Division, Sylvania Electric Products Inc., Dept. EL, 1100 Main Street, Buffalo 9, N. Y. Want to discuss your specific requirements for readout devices? Contact your nearest Sylvania Sales Engineering office.



If you are designing . . . Digital Voltmeters, Cash Registers, Call Boards . . . investigate new SYLVANIA EL "READOUTS"!



If you are designing . . . Systems Displays, Tote Boards, Arrival Boards . . . investigate new SYLVANIA EL "READOUTS"!



If you are designing . . . Dispatch Boards for Police, Fire, Utilities, Commercial Carriers . . . investigate new SYLVANIA EL "READOUTS"!

# SYLVANIA

Subsidiary of **GENERAL TELEPHONE & ELECTRONICS**



# announcing...

the new Donner  
model 3735 dual  
electronic multiplier




Illustrating three of the Donner Model 3735 Dual Electronic Multipliers (6 channels) associated with one Model 3736 Multiplier Control. This equipment provides 6 independent precision multiplier/divider channels, completely self-contained in only 15 3/4 inches of panel height.

with

**0.01%**

**SINGLE QUADRANT  
MULTIPLICATION  
& SQUARING ACCURACIES**

Donner's new multiplier combines more most wanted features and high accuracies at a remarkably low cost. Check these features: **1.** 0.05% (FS) four quadrant multiplication accuracy. **2.** Completely compatible with all analog computers—no external power supplies or amplifiers required. **3.** Built-in division and square root operations. **4.** Modular construction with plug-in printed circuit cards. **5.** A 6 channel unit costs \$3,800 or \$633 per channel, compared to over \$900 for comparable equipment.



The use of plug-in printed circuit cards in the Model 3735 Dual Multiplier assures adequate ventilation and easy access to all components. Shows 2 channel unit. Available in 2, 4, or 6 channels.

#### OTHER SPECIFICATIONS

**INPUT** Four independent voltages,  $X_1$ ,  $Y_1$ ,  $X_2$ , and  $Y_2$  in the range of  $\pm 100$  volts.

**OUTPUT** Two independent products,  $-0.01X_1Y_1$  and  $-0.01X_2Y_2$ , in the range of  $\pm 100$  volts at 10 ma maximum load current.

**DRIFT** Less than 100 mv over an 8 hour period.

**NOISE** Less than 100 mv, peak.

**PHASE SHIFT** Less than  $1^\circ$  at 100 cps.

**ZERO ERROR** With one variable = 0 and other ranging over  $\pm 100$  volts, maximum error in product is only 40 mv.

**DIMENSIONS** Model 3736 Multiplier Control panel 5 1/4 x 19 inches.

Model 3735 Dual Electronic Multiplier panel 3 1/2 x 19 inches.

Complete technical information on the Model 3735 Dual Electronic Multiplier is ready now. Call your nearby knowledgeable Donner engineering representative, or write Dept. Dept. 36.

**DONNER SCIENTIFIC COMPANY**

A Subsidiary of Systron-Donner Corporation

888 GALINDO STREET • CONCORD, CALIF.  
MUIberry 2-6161



cutting  
lead  
time

permutations of it. Thus, the title "A New Transistor and Diode Chart," would be formed into "Transistor Diode Chart," "Diode Chart Transistor," and "Chart Transistor Diode."

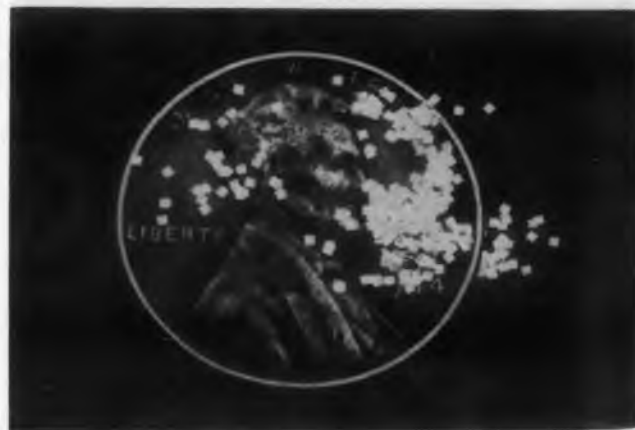
Each of these titles is alphabetized into its proper place in the index together with the identifying report number.

The laboratories expect great benefits from use of the system by its engineers, and is considering broader applications.

#### New Factor: Fast Supply

Another factor helping designers cut lead time is the growing number of suppliers able to deliver materials, parts and components in a very short time. Companies like Ohmite, Corning, Hoffman, C. P. Clare, Texas Instruments, Fan-

#### Semiconductor Short-Cut



Solder-coated base tabs help cut lead time in producing semiconductor devices. These tabs combine a solder preform and a rigid base tab in one piece of metal. This eliminates feeding and orienting separate parts. The Alpha Metals tabs are also said to eliminate fluxing the base metal.





Developed in anticipation of demand, this Markem 148A marker for power transistors, automatically marks and ejects transistors in automated production operations.

steel, Mesa Plastics, Stackpole and others offer 24-hr delivery on many products. Some companies and distributors are now offering less than 24-hr service. And a few companies are guaranteeing one-day service.

In general, it appears that engineers are able to get standard parts faster than previously. To aid in fast delivery of a product line, one company, Aero Research Instrument Co., Chicago, culls from incoming orders all requests for its ceramic insulated wire and ships the order at once. The remainder of the request is filled at the usual pace.

Some suppliers try to stay one step ahead of their customers. For instance, Huggins Laboratories, Inc., Sunnydale, Calif., reports that it has developed many tubes in advance of customer request. This is said to encourage designing improved systems around the new product rather than the converse.

This system was developed partially because of the difficulty of stocking traveling-wave tubes, an important Huggins product. These tubes are delicate and liable to damage when unmounted in a supporting structure. Therefore, Huggins chose continual R&D as one of its major lead-time reduction techniques.

Another company that anticipates industry needs and in so doing helps cut lead time is Markem Machine Co., Keene, N.H., which makes labeling and marking machines. By keeping one group of its design engineers working on developmental equipment, the company is able to have machines ready for customers who require new capabilities. The company's 148A marker, which prints and ejects transistors automatically, was developed in anticipation of automated production lines.

An earlier machine, the 13A for marking TV picture tubes, was likewise developed before a need existed. ■ ■

10%  
**ACCURACY**

over **ENTIRE METER SCALE!**

1 mv - 250 v, 20 cps - 20 kc

22 years of experience in designing and producing laboratory-type Electronic Voltmeters has made possible this new Ballantine Model 300-G. This is the most precise instrument in our entire line of sensitive wide-band Electronic Voltmeters.

**NEW**



Price \$315

## BALLANTINE Model 300-G SENSITIVE ELECTRONIC VOLTMETER

- Top accuracy of 1% over entire meter scale from 1 mv to 250 v and over the band of 20 cps to 20 kc. Better than 2% to 1,000 volts and for the wider band of 10 cps to 250 kc.
- High input impedance: 2 megohms shunted by 15 pf, except 25 pf on lowest voltage range.
- Long life: Several thousands of hours of operation without servicing or recalibration.
- Does not require stabilized input voltage. Less than 1/2% change in indication with power supply change from 105 v to 125 v.
- Five inch, mirror-backed, easy-to-read meter. Only two scales with mirror between. One is 1 to 10 for volts, and the second is 0 to 20 for decibels.

Also available in 19 inch relay rack Model 300 G-S2 at \$325.

Write for brochure giving many more details.

— Since 1932 —



**BALLANTINE LABORATORIES INC.**

Boonton, New Jersey

CHECK WITH BALLANTINE FIRST FOR LABORATORY AC VACUUM TUBE VOLTMETERS, REGARDLESS OF YOUR REQUIREMENTS FOR AMPLITUDE, FREQUENCY, OR WAVEFORM. WE HAVE A LARGE LINE, WITH ADDITIONS EACH YEAR. ALSO AC/DC AND DC/AC INVERTERS, CALIBRATORS, CALIBRATED WIDE BAND AF AMPLIFIER, DIRECT-READING CAPACITANCE METER, OTHER ACCESSORIES.

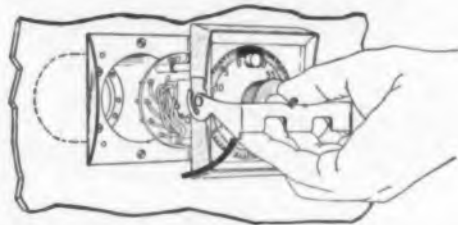
CIRCLE 41 ON READER-SERVICE CARD

# new plug-in timer for controlling industrial processes EAGLE'S HP5 CYCL-FLEX



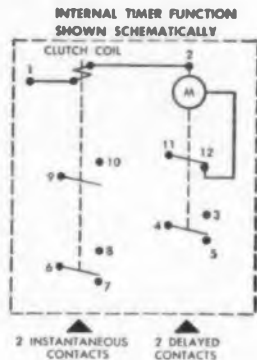
## Offers:

- Fast, easy installation
- Quick change of time ranges
- Quick means of localizing trouble



To Remove: Lift handle and pull out

With 4 switches — 2 switches operate instantly when timer is energized — 2 switches operate with time delay — delay time adjustable — selection of dials from 10 seconds to 60 hours.



For more details on the Cycl-Flex Timer, write for free Bulletin 125 or contact your local Eagle Representative listed in Thomas Register or Phone Directories in 25 Principal cities.



**EAGLE SIGNAL** . . . . . **Moline, Illinois**

A DIVISION OF THE GAMEWELL COMPANY, AN E. W. BLISS COMPANY SUBSIDIARY

MANUFACTURERS OF THE MOST COMPLETE LINE OF INDUSTRIAL TIME-COUNT CONTROLS  
CIRCLE 39 ON READER-SERVICE CARD

## Function Generator Has High Accuracy

FUNCTIONS of two independent variables can be generated with  $\pm 1$  per cent of full scale accuracy. This is accomplished by a new analog function generator that combines state of the art improvements in transistors, the invention of a metal-ceramic resistance plane, and a unique rectilinear servomechanism. Resolution is 0.02 per cent of full scale.

Developed for aircraft simulation equipment by Svein Rasmussen of Link Div. of General Precision, Inc., Palo Alto, Calif., the Model 201 analog generator is now being marketed as a product.



Analog function generator fits in a 19-in. rack, provides a voltage  $z = f(x, y)$  with  $\pm 1$  per cent accuracy.

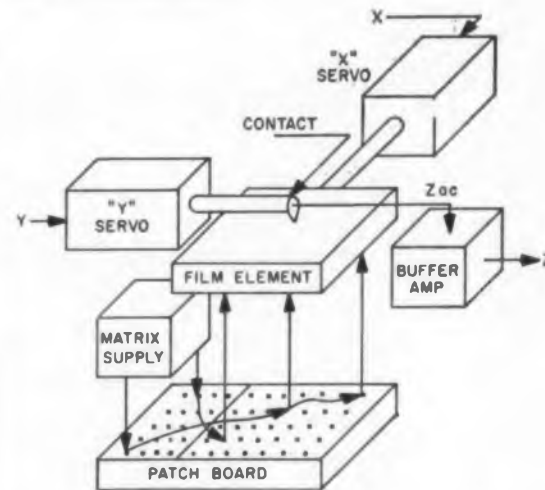


Fig. 1. When voltage is applied to the X servo an unusual resistance film element is displaced a distance proportional to it; input to the Y servo results in movement of a contact along the y-axis. Function is programmed by patching 441 discrete voltages into the resistance film.

The equipment is capable of high accuracy, frequency response of 5 cps, and can generate numerous function types. Some of these include:

- $z = f(x, y)$
- $z = f[g(x), h(y)]$
- $z = f(u \cdot x, v \cdot y)$  and
- $z = f(x_1 + x_2 + y_1 + y_2 \dots)$

Functions are represented in the generator by storing 441 discrete voltage values, proportional to the output variable of the function on a resistor film, in a 21 x 21 matrix configuration.

These excitation voltages are programmed on a plugboard, which is connected to 201 outputs from a high precision, 1,000-cps transformer supplying integral voltage increments from  $-100$  to  $+100$  v.

A rectilinear servo is used to position the film element with a displacement proportional to one independent input variable. A second rectilinear servo, operating 90 deg from the first in the same plane, moves a sliding contact on the resistance plane in response to corresponding variations of the second input variable. Automatic interpolation between the preset points is accomplished inherently in the design of the film resistance element.

A development sparked by research on Cermet potentiometers at Helipot Div. of Beckman Instruments, Fullerton, Calif., the resistance plane consists of an alloy of ceramic and noble metals deposited on a ceramic substrate by precision film techniques. Resistance from point to point on the plane is closely controlled. The surface is continuous and smooth with no discontinuities, measuring 2-1/2 by 2-1/2 in.

Look at the drawing of Fig. 1: 441 terminals tap into the plane from underneath, spaced in 21 equidistant rows and columns. Connections to these terminals are brought out to the right two-thirds of the front panel patch board shown in the photo. The left-hand third is connected to a precision transformer that has 201 secondary taps and is part of the matrix supply.

By making appropriate patch-board connections, each of the 441 points on

the resistance plane is given the desired excitation voltage, dictated by the function to be generated.

The X servo shown in the drawing moves the resistance plane as noted above. All leads to the film are therefore made through flexible pigtailed so it can be moved freely. The plane is displaced a distance proportional to the X input variable. To insert the y variable the voltage is applied to the Y servo, which is at right angles to the X, and which moves a sliding contact on the surface of the resistance film. With the proper potentials applied to the resistance film, the output from the sliding contact is a voltage  $z = F(x, y)$ . To have the output represented by a dc voltage (the matrix supply is at 1 kc), a scheme for synchronous demodulation is incorporated in the instrument.

No matter how accurate the resistance plane, system accuracy could not be held to  $\pm 1$  per cent of full scale if the servo-mechanisms had the inherent backlash, friction and inertia problems of conventional servos. Engineer Rasmussen designed the rectilinear unit shown in Fig. 2. It consists of a shaft, free to move axially in a set of rectilinear ball bushings, and which carries a central plunger made of relay steel.

Two solenoids, each about three-quarters the length of the plunger, encircle the shaft such that the ferromagnetic plunger extends a little beyond the center of the solenoids when the plunger is in mid-position. Energizing either of the coils accelerates the plunger toward the left or right, depending on which one is energized. By connecting the two to the output of a push-pull dc amplifier, the

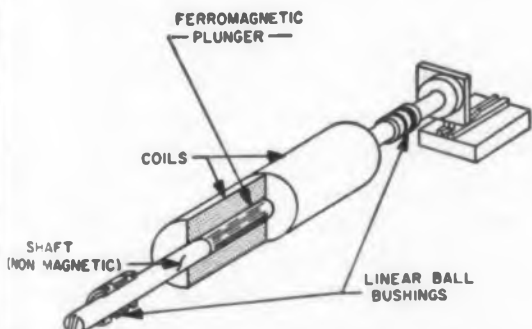


Fig. 2. Rectilinear servomotor has only one moving part: a hollow shaft supporting a relay steel plunger, which is acted on by forces generated by current in solenoids.

plunger can be moved in the proper direction according to the polarity of the input to the amplifier.

There is adequate force on the plunger (0.4 lb per amp for a solenoid with 1,000 turns, 0.12 sq in. cross section and 3 in. length) to overcome the small friction and drag forces, inertia (due to the mass of the motor shaft assembly) and the resistance and inductance of the coils. To reduce the shaft mass, light weight materials in a hollow-tube configuration were used; linear ball bushings virtually eliminated bearing friction. "In fact," Rasmussen told ELECTRONIC DESIGN, "the only friction and drag forces present in any practical system are those resulting from the load alone, including feedback potentiometers. We don't know what the drag terms from eddy current, hysteresis and inductive coupling between coils are—but they're pretty small."

Both solenoids are encapsulated in a heat-conducting metal-filled plastic and enclosed in a fin-cooled assembly. According to Rasmussen the motor would never normally be subjected to high currents for long enough periods of time to make it run even moderately warm, "But," he said, "just in case of prolonged operation under overload conditions, the fin arrangement greatly helps heat dissipation."

Electrical specifications for the function generator include input and output of 100 vdc into 10 K; drift less than 0.04 per cent during 1 min and less than 0.1 per cent during 8 hr. Frequency response is asserted to be better than five cps for an output amplitude within  $\pm 1$  per cent and a phase error of 5 deg. Function specification calls for a continuous, single valued function with maximum output change of  $\pm 10$  v for an independent variable variation of  $\pm 1$  v. Representation accuracy is, of course, 441 points on a 21 x 21 matrix.

Relatively small in size (8-3/4 x 19 x 15-1/2 in.) the analog function generator can be mounted on a standard 19-in. rack. It is available within 90 days from date of order. Price for a standard unit is set at \$7,500.

For further information on this high-accuracy analog function generator, turn to the Reader Service Card and circle 251.

## SCR SILICON CONTROLLED RECTIFIER

# TRIGGER

## MAGNETIC POWDERED IRON

# CLUTCH

- Gate controls for all Silicon Controlled Rectifiers.
- Smallest, lightest* packaged magnetic firing circuits.
- High output with steep wave front.
- Uniform firing despite SCR variations.
- Commercial, military and extended range to zero types.
- Half-wave, full-wave reversible models.
- 60 cps, 400 cps; single phase, multiphase units.

Write for applications assistance and data.



FULL-WAVE TRIGGER (HALF ACTUAL SIZE)

### POWER CONTROLS

Division of

# Ovitron

CORPORATION

37-05 48th Ave., Long Island City 1, N. Y.  
CIRCLE 42 ON READER-SERVICE CARD

- ALSO MAGNETIC BRAKES AND CLUTCH BRAKES.
- For servo, computer, instrument, and other systems.
- Extremely fast response (as low as 0.25 ms).
- High torque to inertia ratio; no torque loss.
- Sizes 9, 11, 15, 18; standard and custom designs.
- Exclusive magnetic particle techniques; ultra-precision manufacture.
- Designed to MIL specs; rigid quality control.

Write for applications assistance and data.



SIZE 11 CLUTCH (ACTUAL SIZE)

### HODGE CONTROLS

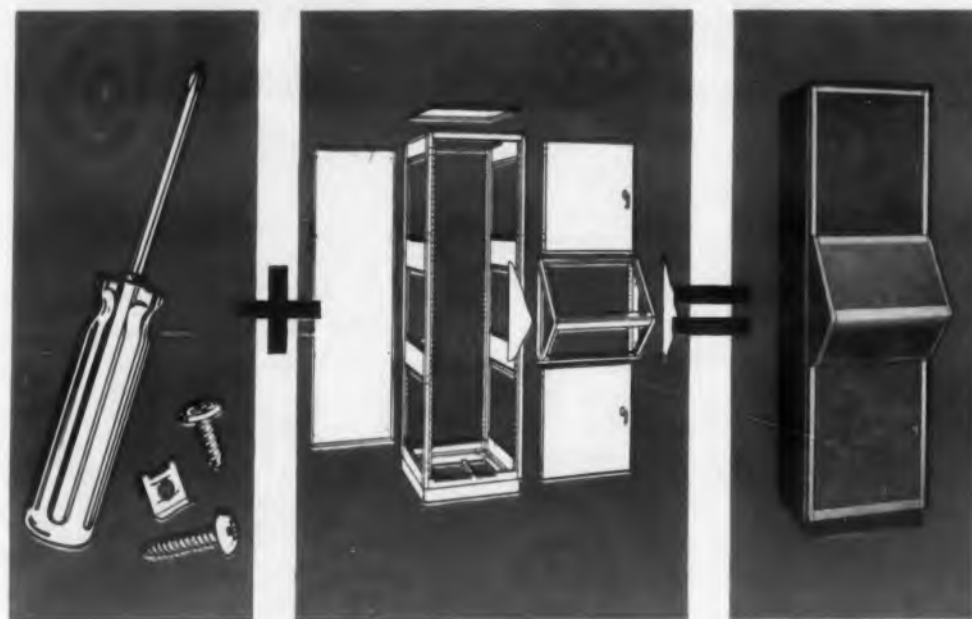
Division of

# Ovitron

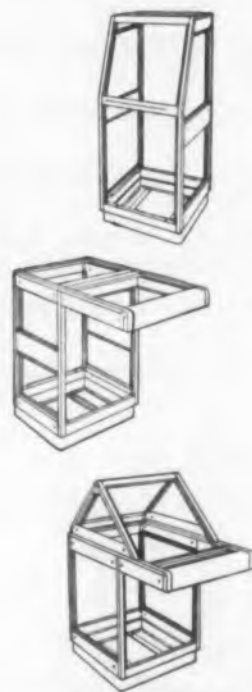
CORPORATION

37-05 48th Ave., Long Island City 1, N. Y.  
CIRCLE 43 ON READER-SERVICE CARD

# ERECTOR-SET SIMPLICITY



## EMCOR® Pre-engineered CABINETS AND ENCLOSURES



EMCOR pre-engineered cabinets and enclosures bring Erector-Set simplicity to control center construction. A Phillips Head Screwdriver and handy EMCOR hardware kit introduce an ease and flexibility never before attained in control center assembly, alteration or rearrangement. Costly modification of units of custom type construction is eliminated. EMCOR units with their exclusive combination of patented custom quality features bring a new concept to instrument housing. Advanced design, greater load carrying capacities, combined with modern fabricating techniques and high craftsmanship standards are just a few of the many reasons why dollar for dollar you get more from EMCOR. Take the guesswork out of your packaging problem, let EMCOR engineering know-how give you the solution. Your request for current information will be promptly answered.

Your copy of  
Condensed Version  
Catalog 106  
Available upon Request



Originators of the Modular Enclosure System  
**Ingersoll PRODUCTS DIVISION**  
BORG-WARNER CORPORATION  
630 Congdon Avenue Dept. 1221 Elgin, Illinois

CIRCLE 44 ON READER-SERVICE CARD

## Power Supply Is Based On A New Concept



**P**OWER SUPPLY voltage regulation can now be altered without changing any wires or even removing the supply from its mounting. The units which make this possible are representative of a line of power supplies now available in models of 6, 12 and 28 volts at 2 amp, each with separate power supply and regulator, built in modular form.

Power supply reliability is enhanced through a modular concept that permits separation of the more reliable magnetic components from the less reliable transistors, and the easy replacement of the regulator. A great percentage of power

The Varitan Space Saver power supply has its power unit and regulator separated

## Analog-to-Digital Converter

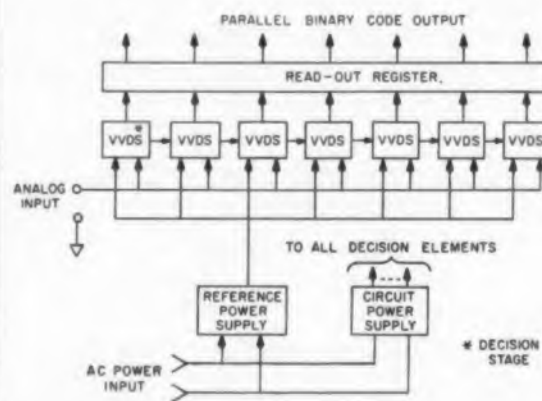
**U**NTIL recently the fastest rate for analog-to-digital converters was in the neighborhood of 50,000 conversions per sec. The use of a new design principle has enabled Epsco, Inc. Boston, Mass. to develop a new instrument capable of performing 30 million conversions per sec. Models AV-6B, AV-7V and AV-8B are scheduled for mass production and are 6, 7, and 8-bit units respec-

tively. These units operate at speeds up to 5 million conversions per sec.

A super-speed device capable of 30 million conversions per sec has been built for laboratory purposes. Super-high speed analog-to-digital conversion problems not covered by the AV-6B, AV-7B or the AV-8B can be built on a custom basis, according to the companies spokesmen.

The operation of the Videoverter, as the devices are known, is simple. The extremely high speeds are reached by providing a separate comparator for each bit rather than the repeated use of the same comparator as is usually done. The input voltage is applied to all the comparators simultaneously. The amount of voltage to cause a "1" output from the nth comparator is  $1/2^n$  of full scale voltage plus the sum of the voltages represented by the binary numbers generated in the higher order comparators.

This is accomplished by having the reference sides of the nth comparator



Block diagram shows the flow of information in Epsco's Video Verter.

supply failure is caused by the regulator of a power supply. With the Victory Electronics, Inc., 50 Bond St., Westbury, N.Y., down time caused by such failure need be no more than the time required to pull out the disabled regulator and plug in another.

Another advantage is the choice of regulation given. Where close regulation is not of prime importance, for instance where regulation of one per cent is adequate, the power supply can operate by itself. But, where the voltage has to be more exactly controlled, the operating key can be removed from the supply and the regulator attached in its place. One regulator now available provides a  $\pm 0.25$  per cent regulation while another provides a  $\pm 0.05$  per cent regulation over all conditions of line or load.

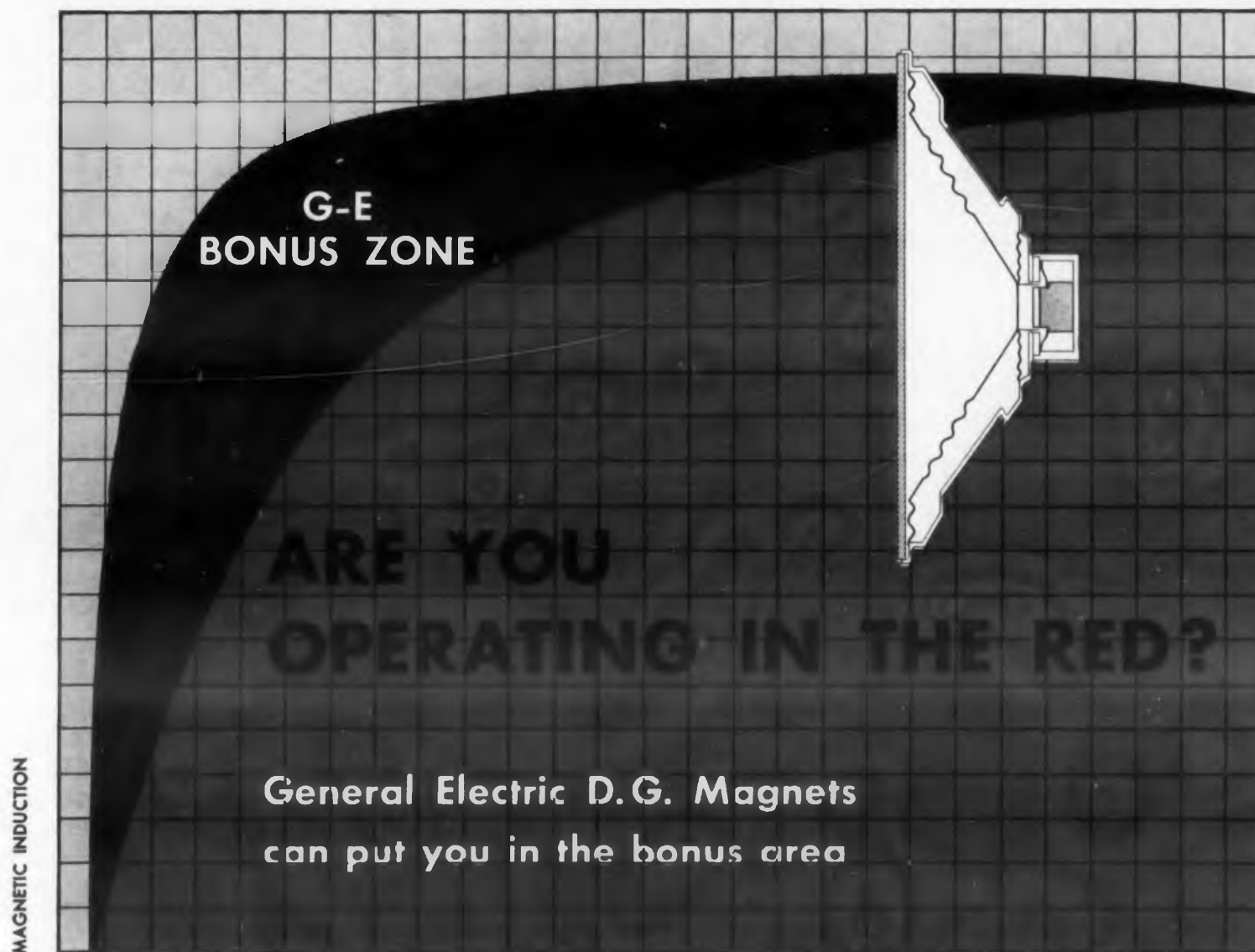
The unit is encased in a shell of unique diamond design which provides a maximum dissipation of heat in a smaller volume. It eliminates the need for a heat sink. The components are derated and protected against short circuits. For more information on these modular power supplies turn to the Reader Service Card and circle 253.

connected unconditionally to the reference by one conductance  $G_n = \frac{G_0}{2^{n-1}}$ . It is connected by  $n-1$  other conductances  $G_{n-1}, G_{n-2}, \dots, G_1$ , through gates. The gate  $G_{n-k}$  is closed if the  $(n-k)$ th digit is a logical "1" and open if a logical "0". These conductances have the value  $G_{n-k} = \frac{G_0}{2^{n-k-1}}$ . This results in the operation previously described.

The specifications of these instruments are the same except for the number of binary bits in the output. They are as follows: analog input voltage range, 0 to +10 v full scale; analog input current range, 0 to +100 ma full scale; input impedance ohms; conversion accuracy,  $\pm 0.5\%$  or 50 mv whichever is greater,  $\pm 1/2$  the least significant bit; digital output form, parallel; digital readout voltage levels, 0 v = binary one, -6 v = binary zero; digital output source impedance, 600 ohms.

For further information on this high speed lone of digital-to-analog converters turn to the Reader Service Card and circle 252.

## Magnetic Materials from General Electric



MAGNETIC INDUCTION


MAGNETIC POTENTIAL

General Electric D.G. Magnets  
can put you in the bonus area


Here's how to move into the bonus area of high performance and savings as well.

G-E Directional Grain process for manufacturing Alnico 5 magnets gives you the *bonus area* of available energy for your loudspeaker applications. The advantages are important. G-E speaker magnets give external energy products of 0.5 to 0.75 (BH) m x 10<sup>6</sup> greater than regular Alnico 5. In addition, residual induction is improved and increased efficiency means cost reductions in the magnetic circuit return path.

Send for specifications on the superiority of G-E Alnico 5 D.G., and information on the complete line of permanent magnets. Write: Magnetic Materials Section, General Electric Company, 7820 N. Neff Street, Edmore, Michigan.



Conventional Magnet



Alnico 5 D.G. Magnet

Schematic representation of the effect of controlling crystal orientation on magnetic structure.



General Electric D.G. crystal controlled magnet produced by controlling heat flow from casting.



Conventional Alnico magnet with random crystal structure.

MAGNETIC MATERIALS SECTION


**GENERAL  ELECTRIC**

CARBOLOY® CEMENTED CARBIDES • MAN-MADE DIAMONDS • MAGNETIC MATERIALS • THERMISTORS • THYRITE® • VACUUM-MELTED ALLOYS

CIRCLE 45 ON READER-SERVICE CARD

# NEW PRODUCTS

Covering all new products generally specified by engineers designing electronic original equipment. Use the Reader-Service Card for more information on any product. Merely circle number corresponding to that appearing at the top of each description.



**Power Transistor Delivers 5 W At 30 Mc  
With Power Gain Of 10 Db**

783

Type PT530 silicon transistor, triple-diffused mesa type, delivers an output of 5 w at 30 mc with a power gain of 10 db min at a collector voltage of 28 v. It provides useful oscillator power up to 200 mc. Saturation resistance is very low and indicates possibilities in switching applications. Physical structure is an n-p-n-n+ configuration. Because of its high power output, the PT530 will perform as a transmitter final amplifier stage or as a driver for the type PT901 high frequency transistor. It can also be used with Varicap frequency-multiplier stages to obtain power levels of above 1 w in the 1,000 mc range. The PT530 is housed in a TO-8 industry standard package.

The manufacturing process includes an exclusive etch-rinse sequence which assures contaminant-free silicon surfaces.

Pacific Semiconductors, Inc., Dept. ED, 1255 Chadron Ave., Hawthorne, Calif.

**Price:** \$125.

**Availability:** Immediate, in evaluation quantities.



**Frequency-To-Analog Converter 1s  
Accurate To 0.1% At Up To 10 Kc**

787

Designed for advanced-instrumentation applications, model 574 frequency-to-analog converter has an accuracy of 0.1% at frequencies to 10 kc. It has variable and selectable time constants. Standard units have two channels; a one-channel unit can also be furnished. Each unit offers these ranges: 10 to 500 cps, 200 to 2,000 cps and 1,000 to 10,000 cps. Line stability is  $\pm 0.1\%$  for a  $\pm 10\%$  line voltage change. Long term stability is  $\pm 0.25\%$  for eight hours. Sensitivity is 5 mv to 100 v. Input impedance is 30,000 ohms, nominal. Model 574H has a 10-v output and model 574L, a 1-v output.

Potter Aeronautical, Dept. ED, P. O. Box 1123, Union, N. J.

**Price:** Model 574L, \$1,100; model 574H, \$1,250.

**Availability:** 45 to 60 days.



**Panoramic Receiver Monitors  
Radiation From 0.05 to 100 Kc**

785

This panoramic field intensity receiver accurately monitors radiation from 0.05 to 100 kc. Designated type AN/URM-126, the instrument operates unattended and automatically produces photographic records. Its applications include measurement, display and recording of the intensities of noise and cw signals, both modulated and unmodulated. It defines signals that are separated by only 15 cps. The requirements of MIL-E-16400 are met.

Motorola, Inc., Military Electronics Div., Dept. ED, 8201 E. McDowell Rd., Scottsdale, Ariz.



### Variable DC Power Supply Is Held within 1 Mv 784

Model MS-50-2 variable dc power supply is held to 1 mv under all load conditions and over its entire variable voltage range of 0 to 50 v dc at 200 ma. It uses a high-gain differential amplifier, a stable reference and a series regulator to maintain a virtually constant dc output voltage. The module is for test equipment, transistor powering, computer systems, ground support equipment, automation control, recorders, strain gages and similar applications requiring super-regulated dc voltages. Specifications include: line regulation,  $\pm 0.002\%$ ; ripple, less than 1 mv; transient response, 20  $\mu$ sec; temperature coefficient, 0.003% per deg C; ambient temperature, -10 to +60 C; size, 3.5 x 3.875 x 6.5 in.; weight, 3 lb 6 oz; and input, 105 to 125 v ac.

Valor Instruments, Inc., Dept. ED, 13214 Crenshaw Blvd., Gardena, Calif.

Price: \$175.

Availability: One to two weeks.

### Microwave Tetrode Produces A 40-W Output At 3,000 Mc 786

Designed for cw applications, type Z-5267 planar tetrode produces an output of 40 w at 3,000 mc with a gain of 7.5 db. Primarily intended for grounded-grid cavity circuits, the tube can also be used as an rf power amplifier for telemetry and other communications applications. Typical specs are: dc plate voltage, 1,000 v; dc screen-grid voltage, 300 v; dc control-grid voltage, -6 v; dc plate current, 160 ma, dc screen-grid current, 8 ma; dc control-grid current, about 25 ma; drive power output, 7 w; bandwidth, 25 mc. Operating efficiency is 25% to 30%. The tube has been shock-tested at 450 g; it weighs 4 oz and measures 1-3/4 in. in diameter and less than 3 in. long.

General Electric Co., Power Tube Dept., Dept. ED, Schenectady 5, N. Y.

Price: \$275.

Availability: In sample quantities to the OEM market.



### TRANSISTORIZED DESIGN GROUP

MODEL	DC OUTPUT VOLTS	DC OUTPUT AMPS.	REGULATION
SC 32-0.5	0-32	0-0.5	0.01%
SC 32-1	0-32	0-1	
SC 32-1.5	0-32	0-1.5	
2SC 32-1.5	0-32	0-1.5	
Dual Output	0-32	0-1.5	
SC 32-2.5	0-32	0-2.5	
SC 32-5	0-32	0-5	
SC 32-10A	0-32	0-10	
SC 32-15A	0-32	0-15	
SC 60-2	0-60	0-2	
SC 60-5	0-60	0-5	
2SC 100-0.2	0-100	0-0.2	
Dual Output	0-100	0-0.2	
SC 150-1	0-150	0-1	
SC 300-1	0-300	0-1	

MODEL	DC OUTPUT VOLTS	DC OUTPUT AMPS.	REGULATION
SC 18-0.5	0-18	0-0.5	0.1%
SC 18-1	0-18	0-1	
SC 18-2	0-18	0-2	
SC 18-4	0-18	0-4	
SC 36-0.5	0-36	0-0.5	
SC 36-1	0-36	0-1	
SC 36-2	0-36	0-2	
SC 3672-0.5	36-72	0-0.5	
SC 3672-1	36-72	0-1	


MODEL	DC OUTPUT VOLTS	DC OUTPUT AMPS.	REGULATION
PSC 5-2	0-7.5	0-2	0.02%
PSC 10-2	7.5-12.5	0-2	
PSC 15-2	12.5-17.5	0-2	
PSC 20-2	17.5-22.5	0-2	
PSC 28-1	22.5-32.5	0-1	
PSC 38-1	32.5-42.5	0-1	

MODEL	DC OUTPUT VOLTS	DC OUTPUT AMPS.	REGULATION
HB-2	0-325	0-200 ma.	0.1%*
HB-4	0-325	0-400 ma.	
HB-6	0-325	0-600 ma.	
HB-8	0-325	0-800 ma.	

MODEL	DC OUTPUT VOLTS	DC OUTPUT AMPS.	REGULATION
SR 12-50	5-13	0-50	0.1%
SR 28-50	24-32	0-50	
SR 48-30	44-52	0-30	

MODEL	DC OUTPUT VOLTS	DC OUTPUT AMPS.	REGULATION
SM 14-30	0-14	0-30	0.1%*
SM 36-15	0-36	0-15	
SM 75-8	0-75	0-8	
SM 160-4	0-160	0-4	
SM 325-2	0-325	0-2	
SM 14-15	0-14	0-15	
SM 36-10	0-36	0-10	
SM 75-5	0-75	0-5	
SM 160-2	0-160	0-2	
SM 325-1	0-325	0-1	
SM 14-7	0-14	0-7	
SM 36-5	0-36	0-5	
SM 75-2	0-75	0-2	
SM 160-1	0-160	0-1	
SM 325-0.5	0-325	0-0.5	

\*0.01% REGULATION AVAILABLE



### MAGNETIC DESIGN GROUP

MODEL	DC OUTPUT VOLTS	DC OUTPUT AMPS.	REGULATION
KM236-15A	0.1-36	0-15	0.5%
KM236-30	0.1-36	0-30	
KM236-50	0.1-36	0-50	

MODEL	DC OUTPUT VOLTS	DC OUTPUT AMPS.	REGULATION
KM 251	2-14	30A or 240 W.	±1%
KM 252	5-35	12A or 240 W.	
KM 253	20-60	6A or 240 W.	
KM 254	30-90	4A or 240 W.	
KM 255	60-180	2A or 240 W.	

# VOLTAGE REGULATED DC POWER SUPPLIES KEPCO



MODEL HB-6M

## COMPACTNESS



TWO 4 1/4" SC UNITS  
MOUNTED IN RACK ADAPTER RA-2

## WIDE VARIETY



MODEL 2SC32-1.5

## VERSATILITY



MODEL 400B

FOR DETAILED SPECIFICATIONS  
ON MORE THAN 150 STANDARD  
MODEL POWER SUPPLIES  
SEND FOR KEPCO CATALOG

**kepc**  
inc.

131-36 SANFORD AVENUE  
FLUSHING 52, N. Y.  
IN 1-7000 • TWX #NY4-5196

CIRCLE 46 ON READER-SERVICE CARD



### VACUUM TUBE DESIGN GROUP

MODEL	DC OUTPUT VOLTS	DC OUTPUT AMPS.	REGULATION
800B	#1 0-600 #2 0-600 Parallel 1 & 2 0-600 Series 1 & 2 0-1200	0-200 ma. 0-200 ma. 0-400 ma. 0-200 ma.	TO 0.01%

MODEL	DC OUTPUT VOLTS	DC OUTPUT AMPS.	REGULATION
430D	#1 0-450 #2 0-450 Parallel 1 & 2 0-450 Series 1 & 2 0-900	0-300 ma. 0-300 ma. 0-600 ma. 0-300 ma.	TO 0.01%

MODEL	DC OUTPUT VOLTS	DC OUTPUT AMPS.	REGULATION
2400B	#1 0-400 #2 0-400 #3 0-150 Bias Parallel 1 & 2 0-400 Series 1 & 2 0-800	0-150 ma. 0-150 ma. 0-5 ma. 0-300 ma. 0-150 ma.	unreg- ulated

MODEL	DC OUTPUT VOLTS	DC OUTPUT AMPS.	REGULATION
103	#1 0-300 #2 0-300 #3 -50 to +50 Parallel 1 & 2 0-300	0-75 ma. 0-75 ma. 0-5 ma. 0-150 ma.	unreg- ulated

MODEL	DC OUTPUT VOLTS	DC OUTPUT AMPS.	REGULATION
400B	0-400 0-150 Bias	0-150 ma. 0-5 ma.	TO 0.02%
730B	0-350	0-3 Amp.	
720B	0-350	0-2.25 Amp.	
710B	0-350	0-1.5 Amp.	
700B	0-350	0-750 ma.	

MODEL	DC OUTPUT VOLTS	DC OUTPUT AMPS.	REGULATION
780B	0-600	0-3 Amp.	TO 0.01%
770B	0-600	0-2.25 Amp.	
760B	0-600	0-1.5 Amp.	
750B	0-600	0-750 ma.	
605	0-600 0-150 Bias	0-500 ma. 0-5 ma.	
615B	0-600 0-150 Bias	0-300 ma. 0-5 ma.	

MODEL	DC OUTPUT VOLTS	DC OUTPUT AMPS.	REGULATION
2500	0-2500	0-50 ma.	TO 0.004%
1520B	0-1500	0-200 ma.	
1220C	0-1200	0-50 ma.	
1250B	0-1000	0-500 ma.	

MODEL	DC OUTPUT VOLTS	DC OUTPUT AMPS.	REGULATION
KR16	0-150	1.5 Amp.	0.1%
KR17	100-200	1.5 Amp.	
KR18	195-325	1.5 Amp.	
KR19	295-450	1.5 Amp.	
KR8	0-150	600 ma.	
KR5	100-200	600 ma.	
KR6	195-325	600 ma.	
KR7	295-450	600 ma.	
KR12	0-150	300 ma.	
KR3	100-200	300 ma.	
KR4	195-325	300 ma.	
KR10	295-450	300 ma.	
KR11	0-150	125 ma.	
KR1	100-200	125 ma.	
KR2	195-325	125 ma.	
KR9	295-450	125 ma.	

Synthane makes and fabricates  
laminated plastics



## Quality is Precision and People and Pride

We make and sell laminated plastic sheets, rods, and tubes. But nearly all of our customers prefer us to fabricate their parts from these materials.

Synthane quality starts with the rigid inspection of incoming raw materials. From this point forward, to the finished laminate, control is the byword. In fabricated parts, too, quality is precision, people and pride. Measuring instruments of all kinds, many of our own design, gauges, precision tools and other specialized

equipment all contribute to Synthane quality products. Our people, through years of experience, know how to machine laminated plastics to achieve the dimensions and tolerances you require.

Quality is a matter of pride on the part of every Synthane craftsman who works on your job. And sixty per cent of our people have been with us for 10 years or more.

Aside from the first class job Synthane gives you, it will hardly pay

you in money or headaches to do your own machining. Ask your Synthane representative for a quotation. You'll find him in the classified telephone book of any principal city or write Synthane Corp., 42 River Road, Oaks, Pa.

**SYNTHANE**

CORPORATION **S** OAKS, PENNA.

Sheets • Rods • Tubes • Fabricated Parts  
Molded-laminated • Molded-macerated

*You furnish the print—we'll furnish the part*

CIRCLE 47 ON READER-SERVICE CARD

## NEW PRODUCTS

### Crystal Filters

768

For 4-mc, single sideband equipment



These upper and lower sideband filters have the following specifications: center-frequency insertion loss, 6 db max; passband ripple  $\pm 1$  db; stopband loss, at least 80 db; input impedance, 10,000 ohms, balanced and 3,000 ohms unbalanced. Four types are offered. A typical unit, model USB-4000-2.45 has a center frequency of 4001.5 kc, a bandwidth at 6 db of 2.45 kc and a bandwidth at 80 db of 4 kc.

Systems Inc., Dept. ED, 2400 Diversified Way, Orlando, Fla.

Price: \$125 to \$300.

Availability: 90 days.

### Medium-Power Diodes

763

Temperature range is  $-65$  to  $+200$  C



These medium-power diodes have an ambient temperature range of  $-65$  to  $+200$  C and can be mounted in any position. Four different package styles are offered. The general-purpose unit is offered in two types: a commercial and industrial type with a forward voltage drop of 1.3 v or less at 1 amp and a military type with a forward voltage drop of 1.3 v or less at 1 amp.


Controls Co. of America, Electron Div., Dept. ED, Tempe, Ariz.

Availability: Immediate.

### Time-Delay Relay Switch

770

Provides 500,000 operations



Model 200 thermal time-delay relay switch, for military and industrial use, is guaranteed to provide a minimum of 500,000 operations at rated



load. Applications include: sequence operations, motor starting, hold-over circuits, ignition timing, cathode protection, sustained-over current, pulsing and flashing. Delay ranges are 5 sec to 3 min with tolerances of  $\pm 15\%$ . Ambient compensation is  $-65$  to  $+125$  C. Standard models are rated at 3 amp at 115 v ac; 6 amp can be furnished on special order.


Thermal Controls, Inc., Dept. ED, 41 River Road, North Arlington, N.J.

Price: \$4.45 in lots to 10.

Availability: Two to three weeks.

## Coaxial Cable Connector 758

Provides a hermetically sealed ground



Series DM isolated-ground connector gives protection from circulating currents and ground loops that cause oscillation and faulty readings of current and voltage. A concentric, three-element, glass-to-metal seal provides a hermetically sealed, isolated ground without shoulder washers and other insulating or mounting devices.

Dage Electric Co., Inc., Dept. ED, 67 N. Second St., Beech Grove, Ind.

## Delay Line 765

With special locking device



Type V887 miniature delay line has a special locking device to prevent delay changes under vibration without affecting the set delay. Designed for printed-circuit applications, the unit is continuously variable from 0 to 0.5  $\mu$ sec. Characteristic impedance is 1,000 ohms, rise time is 0.08  $\mu$ sec, attenuation is 0.3 db, resolution is 0.001 and temperature coefficient is better than 150 ppm.

Columbia Technical Corp., Dept. ED, 24-30 Brooklyn-Queens Expressway West, Woodside 77, N.Y.

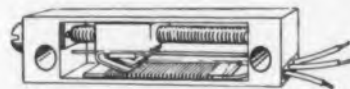
Price: \$35 in lots of 1,000.

Availability: 14 days.

## TIC TRIMMERS

are dependable because they are designed and manufactured by

**TECHNOLOGY Instrument Corp.**



## TIC SERVICE

is dependable because a wide selection of types and standards are

## AVAILABLE FROM STOCK

where and when you need them. Quantities 1 to 250 of an item at factory prices.

Call your Avnet Sales Engineer for dependable service and immediate delivery



**AVNET**


AVNET • 70 State St., Westbury, N. Y. ED 3 5800  
 AVNET • 5877 Rodeo Rd., Los Angeles 16, Cal. UP 0 6141  
 AVNET • 45 Winn St., Burlington, Mass. BR 2 3060  
 AVNET • 4180 Kettering Blvd., Dayton 39, Ohio AX 8 1458  
 AVNET • 2728 N. Mannheim Rd., Melrose Park, Ill. GI 5 8160  
 AVNET • 1262 N. Lawrence St., Sunnyvale, Cal. RE 6 0300

CIRCLE 48 ON READER-SERVICE CARD

Reliability, Dependability, PERFORMANCE.

How ever you say it . . .

**TIC TRIMMERS have got it!**



## TYPE RTW

will be found in many vital military applications because of quality, because of proven performance.

### WELDED — SEALED

Such features as welded internal connections, positive sealing that will withstand immersion in water at 90°C are typical examples of the craftsmanship that goes into every TIC Trimmer.

Type RTW is available in many mounting styles — designated by  
 RTW-W1 — for Teflon Insulated Wire Leads  
 RTW-P1 — for Printed Circuit Pins  
 RTW-L1 & L2 — for Solder Lugs

Distributed nationally by **AVNET** Standard resistance values are available from stock —

Write, wire, or call today for New Brochure.



**TECHNOLOGY INSTRUMENT CORP.**  
 OF ILLINOIS

10130 West Pacific Ave., Franklin Park, Illinois, GLadstone 1-1140

Subsidiary of **TECHNOLOGY INSTRUMENT CORPORATION**  
 531 Main Street, Acton, Massachusetts, COlonial 3 7756



CIRCLE 49 ON READER-SERVICE CARD

# 1 Look up

Every time another American missile is fired, special new cables are put to the toughest test of all.

These cables *must* perform. If they failed there'd be no telemetering, data recording, circuit checks, electronic computing, etc.

To create such cables, you need special research and engineering

skills, special experience, and a *hard-headed stubbornness about quality.*

That's why you find so many millions of feet of these specially designed instrumentation cables bear the label, "Rome Cable division of Alcoa."

## Two places to look next time you need a cable that never existed before

Look down.

Learn the capabilities of your cable maker, the types of insulations available, the standards to which his cables are built. Look over some typical cables—from 2 to 193 conductors in each—to get an idea of what he can do for you.

Arm yourself with a copy of our

Bulletin RCD-400, "Instrumentation Cables". It even contains a "Cable Procurement Information Form," on which you can outline your needs.

No obligation, of course. Just write for a copy. Department 11-120, Rome, New York.

**ROME CABLE**  
DIVISION OF **ALCOA**

# 2 Look down



## NEW PRODUCTS

### Elapsed-Time Indicators 778

Two ways available

The 19200 series elapsed-time indicators fitted with four-digit drum-type counters and are powered by the firm's 19100 synchronous ac motor. One unit registers tenths of hours to 999.9; the other registers hours to 9,999. Maximum elapsed-time error is  $\pm 0.1$  hr at 400 cps and 104 to 124 v. The units stand shock, vibrations, high altitudes and spray.

A. W. Haydon Co., Dept. ED, 232 N. Elm St., Waterbury 20, Conn.

### Antenna Stabilization 751 Assembly

For air weather-radar systems



This shock-mounted assembly consists of an output junction box and a two-axis, gravity-erected gyro. The junction box can be modified to channel the capabilities of the gyro into outputs that meet a wide range of weather-radar system requirements. The system meets FAA regulations and is designated type 18900-1-A.

Eclipse-Pioneer Div., The Bendix Corp., Dept. ED, Teterboro, N. J.

### Germanium Power Transistors 775

Junction temperatures to 100 C

Offered in 11 types, these alloy-junction transistors are npn units using the JEDEC TP-36 single-ended package. Designed for industrial and military applications requiring units with high current.

◀ CIRCLE 50 ON READER-SERVICE CARD

voltage and dissipation ratings, these transistors are particularly useful in power switching, voltage regulators, dc-dc converters, and audio amplifier service. They are designated: types 2N173, 2N174, 2N277, 2N278, 2N441, 2N442, 2N443, 2N1099, 2N1100, 2N1358 and 2N1412.

Radio Corp. of America, Semiconductor & Materials Div., Dept. ED, Somerville, N.J.

## Vacuum-Tube Voltmeter 771

Resistance range is to 1,000 meg



Model 850 vacuum-tube voltmeter offers resistance ranges to 1,000 meg. Full scale range on dc is 0.5 v. Frequency range is 15 cps to 3 mc. It has a 7-in. scale and electrical protection against meter burn-out. Input resistance is 11 meg on all dc ranges; ac impedance is 0.83 meg min. Applications of the instrument include in low-voltage transistor circuits.

Triplett Electrical Instrument Co., Dept. ED, Bluffton, Ohio.

## Low-Temperature Thermocouples 777

Come in ranges to 300 K

This line of gold-cobalt vs copper thermocouples comes in open and closed well types in ranges from 0 to 300 K. Accuracy is  $\pm 1\%$  of span or 2 K. All are interchangeable to  $\pm 4$  K. Complementary indicating, recording and control instruments can also be furnished.

Cryogenics, Inc., Dept. ED, 1129 Vermont Ave., N. W., Washington 5, D.C.




W5MT3A

- ★ Ideal for measuring power consumption.
- ★ Convenient means for determining the effects of reduced or increased line voltage on a-c operated equipment; for example, locating cutoff points of voltage-regulator circuits.
- ★ Useful for tracking down circuit troubles that are intermittent with normal line voltage, but which can be made to occur more frequently or fail altogether at either low or high line voltage.



W5MT3W



# new

## METERED VARIAC®

### CONTINUOUSLY ADJUSTABLE A-C SUPPLIES



W5MT3AW

These Metered Variacs are everyday tools needed in laboratory test setups and engineering work areas. Each model consists of a Variac with patented Duratrak\* brush contact surface, a current transformer, the necessary switches and meters. Meters are magnetically shielded to yield an over-all accuracy of 3%. A double-pole off-on switch disconnects the instrument from both sides of the line. The output circuit has two fuses mounted on the front panel to protect both the Variac and its meters from overload.

\*U.S. Patent No. 2,949,592

### 5 MODELS — 0 to 135 volts at currents to 10 amperes

Type	Current Ranges	Wattage Ranges	Price
W5MT3A	0-1, 0-5	—	\$89
W5MT3W	—	0-150 0-750	\$112
W5MT3AW	0-1 0-5	0-150 0-750	\$150
W10MT3A	0-2 0-10	—	\$110
W10MT3W	—	0-300 0-1500	\$138

Write For Complete Information

## GENERAL RADIO COMPANY

WEST CONCORD, MASSACHUSETTS

*The Best Instruments  
In Electronics*

NEW YORK, WOrth 4-2722  
NEW JERSEY, Ridgefield, WHiney 3-3140

CHICAGO  
Oak Park  
Village 8-9400

PHILADELPHIA  
Abington  
HAncock 4-7419

WASHINGTON, D.C.  
Silver Spring  
JUUniper 5-1088

SAN FRANCISCO  
Los Altos  
WHitediff 8-8233

LOS ANGELES  
Los Angeles  
HOLLYWOOD 9-6201

IN CANADA  
Toronto  
CHerry 6-2171

## NEW PRODUCTS

### Ferrite Circulators

769

Convertible to microwave switches



The C-band T-circulator and the stripline Y-circulator can be converted into microwave switches by replacing the permanent magnets with electromagnets. Model CM210 waveguide T-circulator has the following specs: frequency range, 6,150 to 7,550 mc; isolation, 20 db min; insertion loss, 0.2 db max; vswr, 1.15 db max. Connectors mate with UG/50/U. Model SL250 stripline Y-circulator, shown, has these characteristics: frequency range, 3,300 to 3,800 mc; isolation, 22 db min; insertion loss, 0.3 db max; vswr, 1.2 max; connectors, type N.

Micromega Corp., 4134 Del Rey Ave., Venice, Calif.

Price: \$250.

Availability: 45 days.

### Time-Delay Control

754

Delay periods are 0.05 to 100 sec



Having fixed-time delay periods from 0.05 to 100 sec, these time-delay relays provide true delay on drop-out logic. No power is required during the timing cycle. Timing accuracy is  $\pm 10\%$  of nominal time-delay rating under any combination of rated voltage variations, temperature, vibration, shock and acceleration. Temperature range is  $-55$  to  $+71$  C; vibration rating is 10 to 80 cps at 0.06-in. peak double amplitude from 80 to 2,000 cps at 20 g. Shock rating is 50 g for 11 msec and acceleration rating is 20 g, steady state, any axis. Mil specs are met.

Tempo Instrument Inc., Dept. ED, P. O. Box 338, Hicksville, L.I., N.Y.

### Silicon Zener Reference Elements

762

Provide  $\pm 1\%$  stability



Type 1N429 silicon Zener reference elements provide a voltage stability of 1% or better over the temperature range of  $-55$  to  $+100$  C. Operating voltage is 6.2 v, making the unit suitable for precision instrumentation, computer and data processing equipment. Power dissipation is 200 mw at 25 C, maximum dynamic impedance is 20 ohms at 7.5 ma, and power derating factor is 1 mw per deg C. The unit measures 0.23 in. in diameter by 0.33 in.

International Rectifier Corp., Dept. ED, 1521 E. Grand Ave., El Segundo, Calif.

Price: \$7.20 in lots to 100.

Availability: From stock.

### High-Vacuum Diode

766

Has rugged construction



Type 7030 power triode can be used in rectifier and clipper service. Construction is free of internal insulators, spring tensioning devices and fragile elements. The cathode is a thoriated tungsten bifilar helix. Specifications include: heater voltage, 13 v; heater current, 36 amp; piv, 25 kv max; anode current, 6 amp; peak anode current, 20 amp; anode dissipation, 2.5 kw.

Central Electronic Manufacturers Div., Nuclear Corp. of America, Dept. ED, Denville, N.J.

Price: \$210.

Availability: From stock.

### Subminiature Relay

761

Weighs less than 3/4 oz



Type 1N429 silicon Zener reference elements center terminal configuration and a 3-amp contact rating. It is less than 1-in. long and weighs less than 3/4 oz. Designed for use at  $-65$  C, it meets MIL-R-25018 and MIL-R-5757C and has an expected life of 100,000 operations minimum at rated load. Applications are in control systems, computers, aircraft and missiles.

Comar Electric Co., Dept. ED, 3349 W. Addison St., Chicago 18, Ill.

### Mobile Radio Filter

767

Center frequency is 455 kc



Model F-124 filter, designed specifically for mobile radio equipment, has a center frequency of  $455 \pm 1$  kc. Other specifications are: insertion loss, 23 db max; bandwidth at 69 db, 10.5 kc; bandwidth at 60 db, 31 kc; maximum ripple, 0.5 db within the pass band; dimensions,  $3\text{-}1/4 \times 1\text{-}1/16 \times 1\text{-}3/16$  in. Connections are coaxial cables.

ESC Electronics Corp., Dept. ED, 534 Bergen Blvd., Palisades Park, N.J.

Availability: 45-day delivery.

### Heat Dissipators

752

For cooling solid-state packages



Designed for cooling transistors and other solid-state electronic packages in airborne and ground-support equipment, model T heat dissipators come in various sizes and shapes to suit

individual requirements. They use gas or air as the cooling element, eliminating the need for ducts or tubes. Capacities range from 1 to 10 w and thermal resistance can be as low as 1 F, with pressure losses as low as 0.025 in. H<sub>2</sub>O. The units are designed to become an integral part of the unit to be cooled.

Horkey-Moore Associates, Dept. ED, 24660 Crenshaw Blvd., Torrance, Calif.

## Power Transistors

757

Rated for high-power operation



Type 2N174 pnp, 85-w transistor replaces two 40-w or four 20-w paralleled units. Eight other units (designated types 2N173, 2N277, 2N278, 2N442, 2N443, 2N1099 and 2N1100) are also offered. They provide 30-w, Class A; 100-w, Class B; or 1,000-w switching. Collector voltages up to 100 v are available. A large signal-current gain of 70 at 5 amp can be achieved. Maximum working current is 15 amp. The emitter has a low-distortion ring construction. Units are housed in a welded JEDEC TO-36 case.

CBS Electronics, Dept. ED, 100 Endicott St., Danvers, Mass.

## Sealed Switches

764

Provide double-circuit control



The DA60 switches perform dpdt switching or can be used as two independent spdt switches. Sealing provides protection against dust, dirt, condensation and splashing of liquids. The switches are listed by UL and CSA for spdt operation at 125 or 250 v ac; 3/4 hp, 125 v ac; or 1-1/2 hp, 250 v ac. Quick connect terminals for snap-on connections are standard.

Unimax Switch, Div. of W. L. Maxson Corp., Dept. ED, Ives Road, Wallingford, Conn.

Price: \$2.40 to \$3.25.

Availability: Four to five weeks.

**FOR UNDERWATER DETECTION...**

**...ESC precision audio delay lines**

To meet the most stringent requirements, where reliability is measured in life itself, ESC's Audio Delay Lines have been created as precision components in submarine Underwater Detection Systems. Characterized by long delay at low insertion loss, and high delay-bandwidth factors, ESC Audio Delay lines exhibit excellent phase linearity over a wide frequency range.

**Delay** — 500 usec. to 5000 usec. and greater

**Bandwidth (3db)** — up to 35 KC and greater (delay-to-rise-time ratio — as high as 170 to 1)

**Frequency Insertion Loss** — less than 4 db

**Construction** — hermetically sealed in steel case and potted in epoxy resin for the most severe environmental applications.

Designed for minimum size and weight. Meets all applicable MIL Specs.



**ESC**

WRITE TODAY FOR COMPLETE TECHNICAL DATA.

exceptional employment opportunities for engineers experienced in computer components... excellent profit-sharing plan.

**ELECTRONICS CORP.** 534 Bergen Boulevard, Palisades Park, New Jersey

Distributed constant delay lines • Lumped-constant delay lines • Variable delay networks • Continuously variable delay lines • Step variable delay lines • Video transformers • Filters of all types • Pulse-forming networks • Miniature plug-in encapsulated circuit assemblies

CIRCLE 52 ON READER-SERVICE CARD

Custom variations available to your exacting specifications



# NOW AVAILABLE CBS MADT\* HIGH-SPEED SWITCHING TRANSISTORS

**20% Faster**  
.....

**25% More Efficient**  
.....

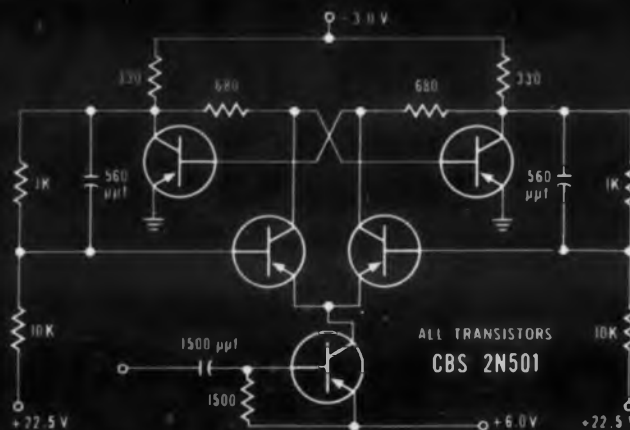
MADT transistors offer you greater speed, efficiency, and performance per dollar than competitive high-speed devices in low-current switching circuits. They combine the advantages of the latest electrochemical, diffusion and micro-alloy techniques automated in mass production. Special CBS features include: cadmium junctions for increased dissipation ratings . . . hermetically sealed TO-1 package . . . over-all quality exceeding MIL-T-19500A. Check the 2N501 and 2N501A characteristics and their many advantages in the high-speed, efficient binary counter shown. Call or write for data and delivery information.

## ADVANTAGES OFFERED BY 2N501 and 2N501A

1. Base resistance  $r_b$  50% lower
2. Collector capacitance  $C_c$  40% lower, more uniform
3. Lower hole storage delay time
4. Current gain more easily traded for speed
5. Saturation resistance 50% lower, more stable
6. Saturation voltage 50% lower, cooler operation
7. In-circuit device dissipation 66% lower
8. Higher temperature stability, efficient up to 65°C
9. Larger leads, more rugged and firmly attached
10. Adaptable to simple saturated circuits—lower current, voltage, power requirements
11. More high-speed, power-saving performance

ENTER THE CHARACTERISTICS

Characteristics	2N501	2N501A
Max. junction temperature, °C	85	100
Max. collector-base voltage, v	-15	-15
Max. dissipation, mw	25#	60†
Max. collector current, ma	-50	-50
Min. $h_{FE}$ ( $V_{CE} = -0.5v$ , $I_C = -50$ ma)	20	20
Max. $V_{CE}$ sat. ( $I_C = -10$ ma, $I_B = 1$ ma), v	0.2	0.2
Max. $V_{BE}$ "on" voltage, v	0.50	0.45
Typical gain-bandwidth product, mc	90	90
#At 45°C    †At 25°C		



NEW HIGH-SPEED BASE-GATED BINARY COUNTER uses CBS MADT 2N501 transistors to achieve an input counting rate of 70 mc. The saturating transistor gate minimizes both turn-on and turn-off delay. Flip-flop transition is completed in less than 16  $\mu$  sec.



semiconductors

More Reliable Products  
Through Advanced Engineering

\*Micro Alloy Diffused-base Transistor, trade-mark Philco Corp.

**CBS ELECTRONICS**, Semiconductor Operations, Lowell, Mass. • A Division of Columbia Broadcasting System, Inc.

Sales Offices: Lowell, Mass., 900 Chelmsford St., GLenview 2-8961 • Newark, N. J., 231 Johnson Ave., TALbot 4-2450 • Melrose Park, Ill., 1990 N. Mannheim Rd., ESTebrook 9-2100 • Los Angeles, Calif., 2120 S. Garfield Ave., RAYmond 3-9081 • Atlanta, Ga., Cary Chapman & Co., 600 Trusco Way, S.W., PLaza 4-4506 • Minneapolis, Minn., The Heimann Co., 1711 Hawthorne Ave., FEderal 2-5457 • Toronto, Ont., Canadian General Electric Co., Ltd., LENnox 4-6311.

CIRCLE 53 ON READER-SERVICE CARD

## NEW PRODUCTS

### Multi-Trace Oscilloscope

760

Displays eight waveforms



Model 769 monitoring oscilloscope simultaneously displays up to eight waveforms on a vertically mounted, 17-in. crt. Repetitive and single-sweep speeds are 5, 2.5 and 1.25 in. per sec. A 25-sec single sweep is also available for use when slowly varying waveforms are monitored. Sweep linearity is better than 3%. The number of traces displayed depends on the number of gating amplifiers used. Model 779-100 companion gating amplifier has a frequency response of dc to 3 db down at 1,000 cps.

Sanborne Co., Industrial Div., Dept. ED, 175 Wyman St., Waltham 54, Mass.

### Fixed-Composition Resistors

486

These fixed-composition resistors are available in 1/2, 1 and 2-w ratings. Resistance values range from 10 ohms to 22 meg in all standard E.I.A. values. The manufacturer claims the resistors meet the requirements of MIL-R-11.

Hamilton-Hall, Inc., Dept. ED, 227 N. Water St., Milwaukee 2, Wis.

### Aluminum Cases

351

The Dwarf 1/4-A T R case measures 2-1/4 x 3-11/32 x 12 or 19 in. long. Adapted to the use of miniature electrical components, it uses DPA or DPX2 multi-prong connectors.

Churchill Lighting Corp., Dept. ED, 344 Franklin St., Melrose, Mass.

Availability: Immediate, for standard cases.

### Radiator For TO-8 Case Transistors

494

This radiator, model 3AL-705, is designed for all transistors having TO-8 packages and mounts on printed-circuit boards or metal chassis. It can be mounted horizontally or vertically. Overall dimensions are 1-in. max diam. x 0.312-in. thickness. Inside diameter is 0.480 in. with a counterbore for the transistor base. Material is aluminum with black anodize finish.

The Birtcher Corp., Dept. ED, 745 S. Monterey Pass Road, Monterey Park, Calif.

**C I C****PRECISION FILM POTS****AVAILABLE  
FROM STOCK!**

You can have any of these precision film pots on their way to you within hours. No need to wait for "custom" pots.

**LINEAR SINGLE TURN FILM POTENTIOMETERS**

Diameter	Resistance	Linearity
1/2"	1K.....	± .5%
	10K.....	± .5%
	50K.....	± .5%
7/8"	1K.....	± .5%
	10K.....	± .5%
	50K.....	± .5%
	1K.....	± .25%
	10K.....	± .25%
1-3/32"	50K.....	± .25%
	1K.....	± .5%
	10K.....	± .5%
	50K.....	± .5%
	1K.....	± .25%
2"	10K.....	± .25%
	20K.....	± .25%
	50K.....	± .25%
	5K.....	± .1%
	20K.....	± .1%
3"	50K.....	± .1%
	5K.....	± .1%
	20K.....	± .1%
	5K.....	± .05%
	20K.....	± .05%

**SINE-COSINE SINGLE TURN FILM POTENTIOMETERS**

Diameter	Resistance	Conformity
1-3/32"	10K.....	± .75%
	20K.....	± .75%
2"	10K.....	± .25%
	20K.....	± .25%
3"	10K.....	± .15%
	20K.....	± .15%

**LINEAR MOTION FILM POTENTIOMETERS**

Size	Resistance	Stroke	Linearity
1" Sq.	10K...	1" Stroke	± .5%
	20K...	1" Stroke	± .5%
	10K...	2" Stroke	± .25%
	20K...	2" Stroke	± .25%
	10K...	3" Stroke	± .1%
	20K...	3" Stroke	± .1%

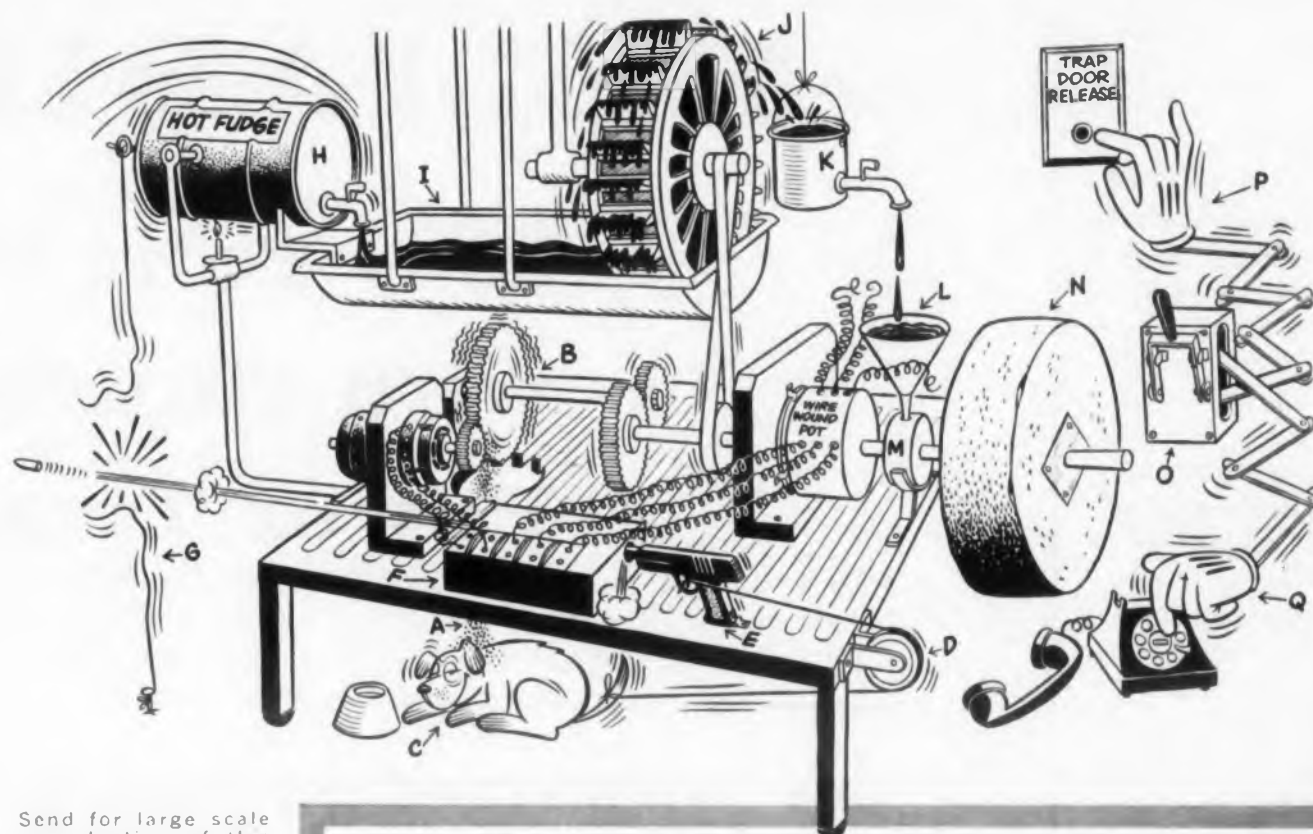
Write or call in your order! Potentiometers will be in your plant within 24 hours.

**C I C**  
COMPUTER INSTRUMENTS CORPORATION

90 MADISON AVE., HEMPSTEAD, L. I., N. Y.

CIRCLE 54 ON READER-SERVICE CARD

ELECTRONIC DESIGN • December 7, 1960

**HERE'S ONE WAY TO SOLVE SERVO "HUNTING" PROBLEMS...**

Send for large scale reproduction of this unique Servo System.

ENERGIZED SERVO SYSTEM IMMEDIATELY STARTS "HUNTING" AS A RESULT OF POOR RESOLUTION WIRE-WOUND POT. METALLIC DUST (A), CREATED BY WEARING DOWN OF OSCILLATING GEARS (B) IN "HUNTING" SERVO SYSTEM, FALLS UPON HEAD OF OFFICE DOG (C). DOG ENJOYS PLEASANT SENSATION AND PROCEEDS TO HAPPILY WAG TAIL. STRING ATTACHED TO DOG'S TAIL RUNS AROUND PULLEY WHEEL (D) AND ACTUATES TRIGGER OF "AUTOMATIC GAIN KILLER" (E) ATTACHED TO AMPLIFIER (F). [FIRST STEP IN REDUCING SERVO HUNTING.] PROJECTILE, AFTER LEAVING AMPLIFIER, BREAKS STRING (G) THEREBY ALLOWING DRUM (H), FILLED WITH SPECIAL VISCOUS DAMPING FLUID, TO TILT FORWARD. FLUID FLOWS INTO TROUGH (I). DAMPING PADDLE WHEEL (J) TAKES EFFECT. [SECOND STEP IN REDUCING SERVO HUNTING.] EXCESS FLUID ON PADDLE WHEEL DRIPS INTO RESERVOIR (PAINT CAN—K), THEN PASSES THROUGH FUNNEL (L) INTO FLUID CLUTCH (M) CONNECTING SCIENTIFICALLY SELECTED INERTIAL LOAD (GENUINE MILLSTONE, ON LOAN FROM SMITHSONIAN INSTITUTION—N.) [FINAL STEP IN REDUCING SERVO HUNTING.] IF SYSTEM STILL "HUNTS"—ENGINEER THROWS EMERGENCY SWITCH (O) ACTIVATING HAND (P) WHICH PASSES TRAP DOOR RELEASE, DUMPING ENTIRE SYSTEM INTO LOCAL RIVER (NOT SHOWN). HAND (Q) PROCEEDS TO DIAL C.I.C.'S PHONE NUMBER (IVANHOE 3-8200) FOR AN INFINITE RESOLUTION "NON-HUNTING" FILM POT.



- INFINITE RESOLUTION
- INHERENT RELIABILITY
- PRECISION LINEARITY
- LOW OPERATIONAL NOISE
- MULTI-MILLION CYCLE LIFE
- VIDEO FREQUENCY OPERATION

**BUT THE BEST WAY YET...**

Use **C. I. C.** Film Pots for High Performance Servo Systems!

Not only do C. I. C. Film Pots offer the infinite resolution necessary to eliminate servo hunting problems, but they guarantee you the greatest linearity possible in any given size or diameter. They provide the reliability inherent in a single broad band film element as opposed to the high failure rate of today's wire wound pots. C.I.C. Film Pots do even more... They actually run as high as 1000 rpm and still retain reliability, while assuring many millions of cycles of operation.

FIRST IN FILM POTS

**C I C****COMPUTER INSTRUMENTS CORPORATION**

92 MADISON AVENUE • HEMPSTEAD, L. I., NEW YORK

CIRCLE 55 ON READER-SERVICE CARD

## NEW PRODUCTS

### Partially-Coated Base Metals 782


For transistor tabs

Partially coated metals used as base tabs in the manufacture of transistors are available coated on one side, along either edge, in the center only or over-all. Typical metals that can be coated in this way are tin, tin-antimony, tin-gallium, lead, lead-antimony, tin-lead-gold, tin-lead, silver, indium, indium-gallium. Materials which can be coated with these solder alloys are copper, nickel, kovar, rodar, therlo, and other iron-nickel alloys.

Alpha Metals, Inc., Dept. ED, 56 Water St., Jersey City, N.J.

### Digital Switches 753

With binary coding



The 7350 series Digiswitch is available with 16 positions of binary coding. Model 7363, shown, provides both the binary number and the binary complement for decimal dial-settings of 0 to 15. Also offered, model 7351 is a 17-position, single-pole switch.

The Digitran Co., Dept. ED, 660 S. Arroyo Parkway, Pasadena, Calif.

### Die-Stamped Circuits 772

For control applications

These die-stamped circuits are made by die cutting the conductor pattern from metal foil that is coated on one side with a thermo-responsive adhesive and simultaneously bonding the circuit to the insulating base material. The same conductor patterns can be produced in die-stamped circuits as in printed and etched circuits.

Dytronics, Inc., Dept. ED, 115 Main St., Rochester, Mich.

# Build RELIABILITY into Your Product with Honeywell Power Transistors

## Outstanding Honeywell Features:

- Maximum reliability
- Dynamic testing for dependability
- Accurate, complete specifications
- Smaller size per watt output
- Rugged, thermally efficient stud mounting

Honeywell offers a complete line of germanium, PNP transistors (1 to 100 watts), 1 to 30 amperes. Many to MIL specifications. For immediate delivery, call your authorized distributor listed below. For application assistance or production quantities, call your nearest Honeywell sales office.

## Honeywell Semiconductor Products Sales Offices

UNION, NEW JERSEY • WASHINGTON, D. C. • BOSTON, MASSACHUSETTS • LOS ANGELES, CALIFORNIA • CHICAGO, ILLINOIS  
TORONTO, ONTARIO • OTTAWA, ONTARIO • MONTREAL, QUEBEC • GENERAL SALES, MINNEAPOLIS, MINNEAPOLIS

## Honeywell Semiconductor Distributors

Peerless Radio Distributors, Inc. Jamaica, New York JAmaica 3-3456	Kieruff Electronics, Inc. Los Angeles, Calif. RiChmond 8-2444	Atlas Electronics, Inc. San Diego, Calif. BRoadway 4-3131	Allied Radio Corp. Chicago, Ill. HAYmarket 1-6800	Flight Electronic Supply Corp. Inglewood, Calif. ORegon 8-5122	Summit Distributors, Inc. Buffalo, New York GRant 3100
Stark Electronic Supply Co. Minneapolis, Minn. FEderal 3-4241	Electronic Wholesalers, Inc. Washington, D. C. HUdson 3-5200	T. F. Cushing, Inc. Springfield, Massachusetts STate 8-7341	DeMambo Radio Supply Co., Inc. Boston, Massachusetts ALgonquin 4-9000	Pioneer Electronic Supply Co. Cleveland, Ohio SUperior 1-9411	
Electronic Wholesalers, Inc. Melbourne, Florida PArkway 3-1441	Electronic Supply Corp. Battle Creek, Mich. WOodward 5-1241	Newark Electronics Corporation Chicago, Illinois STate 2-2944	Newark Electronics Company, Inc. Inglewood, Calif. ORegon 8-0441-ORchard 4-8440	Milo Electronics Corporation New York, New York BEekman 3-2980	
Elmar Electronics Oakland, Calif. TEmplebar 4-3311	C & G Electronics Co. Seattle, Wash. MAIn 4-4355	Contact Electronics, Inc. Dallas, Texas RiVerside 7-9831	Kimball Distributing Co. Salt Lake City, Utah EMpire 3-5813	Radio Electric Service Company of Penna., Inc. Philadelphia, Pa. WAInut 5-5840	Ack Semiconductors, Inc. Birmingham, Alabama FAirfax 2-0588



## Important New Developments!

### New Power Transistors

**3N49, 3N50, 3N51, 3N52:** Power tetrodes in a new, single-ended, *cold weld* package mechanically interchangeable with TO-6 case. 12 ampere, 75 watt at 25°C., 60 and 80 volts VCB. Tetrode design provides exceptional gain linearity. Circuit stability achieved through control of leakage current. Electrically identical with 3N45, 3N46, 3N47 and 3N48 double-ended tetrodes.

**2N1658, 2N1659:** New medium power general purpose units in stud mounted, *cold weld* packages less than 1/2" in diameter and with flexible leads. Gain specified at 1 ampere, 15 watt at 25°C., 80 and 60 volt VCB. Suitable for pulse amplifiers, switching, servo and audio amplifiers. Frequency response, low leakage characteristics and small package are unique in this power class.

### Higher Voltage at new low prices!

**2N1261, 2N1262, 2N1263:** VCB now 80 volts (alpha unity of 25 volts). 3.5 amperes, 32 watt at 25°C. Typical applications include power conversion, voltage regulation switching and servo amplifiers.

### Special Price Reductions

**2N538, 2N538A:** High quality power transistors now at less than half former prices. 3.5 amperes, 32 watt at 25°C., rated at 80 volts VCB. (alpha unity of 60 volts.) Designed for high power amplifiers (servo and audio), power converters, voltage regulators and switching circuits.

**2N1501, 2N1502:** Lower voltage units now in the lower price range. 3.5 amperes, 32 watt at 25°C., VCB of 60 and 40. Ideal for servo amplifiers, power conversion, switching and other commercial applications where cost is vital. Now priced at 6¢ to 7¢ per watt of power dissipation.

# Honeywell

**H** First in Control  
HONEYWELL SINCE 1885

75th  
PIONEERING THE FUTURE  
YEAR



3N49, 3N50, 3N51, 3N52



2N1658



2N1261, 2N1262, 2N1263



2N538, 2N538A



2N1501, 2N1502

## Crystal-Case Relay 776

General-purpose, 4 pdt type

This 4 pdt crystal case relay, meeting MIL-R-25018 and MIL-R-5757C, is cube shaped with a base 0.8 x 0.8 in. and a height of 0.875 in. Terminals are spaced on a 0.2-in. grid pattern; the connections are the same as those of two 2 pdt relays mounted side by side.

Union Switch & Signal, Div. of Westinghouse Airbrake Co., Dept. ED, Swissvale, Pa.

## Linear Transformer 755

Delivers 1/2 w into 500-ohm load



Model 9708-005 linear transformer delivers 1/2 w into a 500-ohm load while retaining a linearity of 0.33% over a range of ±30 deg. Working into a 3,000-ohm load, the unit is linear to ±50 deg. It has an input of 26 v at 400 cps. Temperature range is -55 to +125 C; short-time exposure to 200 C is possible.

Imc Magnetics Corp., Western Div., Dept. ED, 6058 Walker Ave., Maywood, Calif.

*Availability: 30 to 45 days for production quantities.*

## Silicon Transistors 774

Operate at case temperatures to 200 C

Types 2N497 and 2N656 silicon transistors are designed for medium-power switching. Each has a collector-to-base rating of 60 v, a collector-to-emitter rating of 60 v and a dissipation of 4 w. They are housed in the TO-5 package.

Radio Corp. of America, Semiconductor & Materials Div., Dept. ED, Somerville, N.J.

CIRCLE 56 ON READER-SERVICE CARD

# ELECTRONIC DESIGN

Printed  
**PRECISELY**  
for Design  
Engineers

Just as you take measures to achieve precision in your work, **ELECTRONIC DESIGN** also works to bring you accuracy. The magazine maintains a policy which demands truth in every word printed in its pages. The result is editorial data that you can rely on, and factual advertising to help you select products. **ELECTRONIC DESIGN's** Accuracy Policy is contained in every issue.

Strongly supporting its policy, **ELECTRONIC DESIGN** takes exacting care to verify all editorial material. Articles are checked repeatedly before they go to press. If an error does appear, steps are taken to correct it in the very next issue. Concerning advertising, the manufacturer must prove any product claim questioned by a reader. If the claim is not proved, the magazine reserves the right to reject the advertising from future issues.

**ELECTRONIC DESIGN** assumes full responsibility for accuracy. But you can help, too, by reporting any misstatement you find. You're encouraged to do so. It is through such a dual guardianship—readers and editors—that **ELECTRONIC DESIGN** can guarantee you highest reliability . . . from cover to cover.

## NEW PRODUCTS

### "Memory" Relay

460

For industrial control uses



Model 255 frame-mechanical latch, electrical-reset relay is designed with clear plastic cover, 12-pin plug and matching heavy-duty socket to provide control simplification and minimum size for industrial-control panels. Contact reliability throughout a minimum life of 10,000,000 operations is claimed. Contacts are rated 10 amp at 115 v ac. Three types are available: with dpdt contacts; with 3 pdt contacts; and with two normally-open and two normally-closed contacts. Standard dielectric test is 1500 v ac.

Struthers-Dunn Inc., Dept. ED, Pitman, N.J.

### Cathode Ray Tubes

745

Use standard 9-pin miniature bases



Types NUP122P1 and NUP123P11 miniature crt's use standard 9-pin miniature bases. The NUP122P1 measures 7/8 in. OD, 3-3/4 in. long. It is for transistorized monitoring, data readout, and constant-light-source equipment. The NUP123P11 is a 1-in. post accelerator unit which permits accelerating voltages of 3 kv or higher. The 3-3/4-in.-long tube is for photographic applications in data readout and monitoring work.

National Union Electric Corp., Electronics Div., Dept. ED, Bloomington, Ill.

Price: NUP122P1, \$17.50 ea; NUP123P11, \$25 ea.

Availability: From stock.

### Silicon Diodes

577

For computer use

These diodes measure 0.08-in. long and 0.07 in. in diameter. The leads measure 0.004 x 0.02 in. and are of gold-plated ribbon that can be soldered, tweezer-welded or compression bonded. For a high-reliability hermetic seal, the glass is

CIRCLE 58 ON READER-SERVICE CARD >

fused directly to the silicon junction. Recovery time is 2 nsec, leakage current is 0.015  $\mu$ amp at -40 v, and power dissipation is 50 mw at 25 C.

Microwave, Inc., Dept. ED, Burlington, Mass.  
**Availability:** In engineering quantities for evaluation.

## Motor Generator

667

Size 11



Suitable for use in ground support equipment, industrial controls and automation applications, this generator can be furnished integrally with the 60-cps motor or as a separate unit. Generator characteristics include: scale factor, 2.7 v per 1,000 rpm; signal-to-noise ratio, 100; and input power, 2.5 w. Motors and generators can be furnished with voltage ratings from 25 to 115 v.

Daystrom, Inc., Transicoil Div., Dept. ED, Worcester, Pa.

## Solid-State Commutator


691

Accommodates up to 100 channels



The series ES/35 solid-state commutator is available in standard scan rates of up to 25 kc and can accommodate from 2 to 100 channels. Input signal ranges from 0 to 10 mv to 0 to 5 v with 0.1% crosstalk. Linearity is within 0.1%; contact resistance is 25 ohms max. Operating temperature range is -35 to +125 C. Military environmental and MIL-Q-9858 quality-control specifications are met.

Electronic Systems Development Corp., Dept. ED, 1484 Main St., Ventura, Calif.



## the strong case for Centricores<sup>®</sup>

**When you're considering magnetic cores it pays to get down to cases. The sturdy aluminum case for Centricores assumes special importance where impact, vibration, heat or mechanical pressure could cause trouble in a control loop you're designing, or where you want to miniaturize an inductive component.**

**The case is ruggedly rigid**, so that you can apply your circuit windings without danger of distorting the core's magnetic properties. And the case is absolutely leakproof. You can vacuum-impregnate Centricores without danger of their damping oil leaking out or foreign matter leaking in. The tightly sealed case also guards against leakage in applications where high ambient temperatures are present, or where Centricores are used in rotating equipment.

**Here's a tip on miniaturization.** The rugged design of the Centricore case permits use of a thinner gage aluminum that shaves fractions of an inch off their size—fractions that can add up to precious inches where you want to scale down component dimensions. *Centricores are the slimmest magnetic cores on the market.*

**Centricores are the most uniform.** They give the exact performance you want, from core to core and lot to lot. Their remarkable consistency in insulation, dimensions, squareness, thermal stability and gain is the product of unique quality controls that begin with the very selection of raw materials and extend through final testing.

**Write for complete data.** Centricores are available from stock from our East and West Coast plants in all standard sizes and magnetic qualities, and in both aluminum and phenolic cases. We will match them within 5 per cent over the entire voltage-current loop, in sets, units or in multiples up to twelve. Write for detailed specifications today.

MAGNETIC  
METALS

### Magnetic Metals Company

Hayes Avenue at 21st Street, Camden 1, N.J.

853 Production Place, Newport Beach, California

transformer laminations • motor laminations • tape-wound cores  
powdered molybdenum permalloy cores • electromagnetic shields

CIRCLE 59 ON READER-SERVICE CARD

## NEW PRODUCTS

### Magnetic SCR Triggers

Weigh 8 and 12 oz



The 3A12 single-output scr trigger weighs 8 oz and measures 2-1/8 x 1-1/2 in.; the 3A22 dual-output model weighs 12 oz and measures 3-23/32 x 1-1/2 in. These magnetic-type units are for general purpose and experimental use in triggering scr's to obtain uniformly variable output power in response to dc or ac control signals. The 3A12 is used in half-wave applications and the 3A22 is used in full-wave or half-wave, push-pull applications. Both units operate from 105 to 125 v, 55 to 65 cps. Operating temperature range is -22 to +55 deg C. Other units are available for 400-cps operation.

Ovitron Corp., Dept. ED, 37-05 48th Ave., Long Island City, N.Y.

### Chopper Amplifier

Provides a 400-cps signal



Model 1801-0100 chopper amplifier converts a low-level dc signal to a proportionate 400-cps signal at a much higher power level. The output can be used in the operation of a transistor amplifier. The unit requires 28 v dc at 3 ma with an ac reference voltage of 115 v, 400 cps, 3 ma. Nominal input impedance is 5,000 ohms. Linear range is 0 to  $\pm 1$  v dc. Dimensions are 1-3/16 x 1-11/16 x 3-15/16 in. and weight is 6 oz.

M. Ten Bosch, Inc., Dept. ED, 80 Wheeler Ave., Pleasantville, N.Y.

### High Power Attenuator Discs 527

Designed for low and high frequency use


These high power attenuator discs are deposited-carbon film devices designed for low and high frequency use. They are applicable to ter-

719

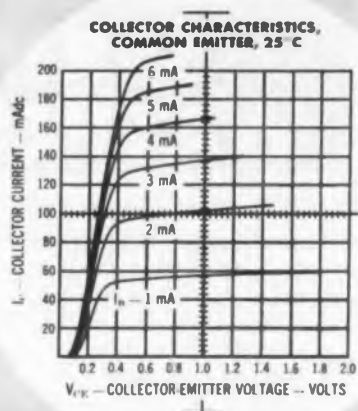
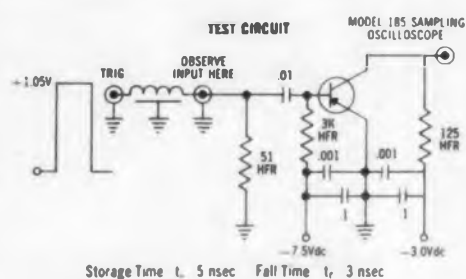
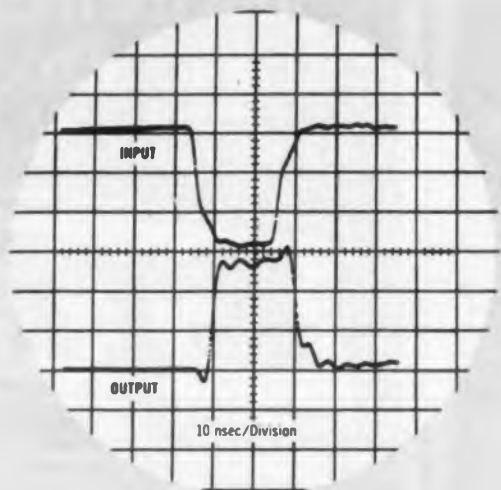
another major breakthrough in  
computer transistor development  
...from MOTOROLA

# germanium

# MESA EPITAXIAL DIFFUSED TRANSISTORS



*Motorola Mesa Transistors reflected in the mirror-like surface of an Epitaxial wafer*



### WHY THE MOTOROLA EPITAXIAL PROCESS GIVES OUTSTANDING DESIGN ADVANTAGES

Motorola's highly refined epitaxial processing technique results in a very thin (about 0.2 mil), high resistivity collector region in a single crystal form on a relatively thick, very low resistivity collector substrate. Increased performance is thus gained in all device parameters with large reductions in both switching time and collector resistance. The epitaxial process is ideal for Motorola's highly automated Mesa production facility. Only one additional step was necessary to achieve immediate volume production on both the germanium 2N828 and the silicon 2N834 epitaxial Mesa transistors.



**For Complete Technical Information** write for Data Sheet DS5013. Please address inquiries to Department 828, MOTOROLA SEMICONDUCTOR PRODUCTS INC., 5005 East McDowell, Phoenix, Arizona.

# MOTOROLA 2N828

## NEW GERMANIUM EPITAXIAL MESA



provides ultra high-speed switching and greater reliability for data processing applications

The Motorola 2N828 is a remarkable switching transistor. It combines the outstanding characteristics of the Mesa structure (high reliability, high power dissipation and switching speed) with the low saturation resistance normally associated only with high-frequency alloy types. This results in a computer transistor that gives greater design freedom and improved performance.

When compared with the standard 2N705 germanium Mesa switch, the 2N828 Mesa Epitaxial Diffused Transistor exhibits greatly improved characteristics:

ELECTRICAL CHARACTERISTICS at 25°C								
PARAMETER	SYMBOL	2N828			2N705			UNIT
		MIN.	TYP.	MAX.	MIN.	TYP.	MAX.	
Collector-Base Breakdown Voltage	$BV_{CBO}$	15	25	—	15	20	—	Vdc
Collector-Emitter Breakdown Voltage	$BV_{CEB}$	15	25	—	15	20	—	Vdc
Emitter-Base Breakdown Voltage	$BV_{EB0}$	2.5	4.5	—	3.5	4.5	—	Vdc
Power Dissipation @ 25°C Case Temp.	$P_D$	—	—	300	—	—	300	mW
Power Dissipation @ 25°C Ambient Temp.	$P_D$	—	—	150	—	—	150	mW
Collector Current	$I_C$	—	—	200	—	—	50	mAdc
Forward Current Transfer Ratio	$h_{FE}$	25	40	—	25	40	—	—
Base-Emitter Saturation Voltage	$V_{BE(SAT)}$	.34	.39	.44	.34	.39	.44	Vdc
Collector Saturation Voltage ( $I_C = 10\text{mA}$ , $I_B = 1\text{mA}$ )	$V_{CE(SAT)}$	—	.12	.20	—	.18	.30	Vdc
Collector Saturation Voltage ( $I_C = 50\text{mA}$ , $I_B = 5\text{mA}$ )	$V_{CE(SAT)}$	—	.18	.25	—	.45	—	Vdc
Collector Capacitance	$C_{cb}$	—	3.5	—	—	5.0	—	pf
*Delay and Rise Time	$t_d + t_r$	—	50	70	—	55	75	nsec
*Storage Time	$t_s$	—	33	50	—	65	100	nsec
*Fall Time	$t_f$	—	35	50	—	70	100	nsec

\* $I_C = -10\text{mA}$ ,  $I_B = -1\text{mA}$ ,  $I_{B2} = +.25\text{mA}$ ,  $V_C = -3\text{Vdc}$ ,  $R_L = 300\Omega$

The lower storage time, lower saturation resistance and lower collector capacitance of the Motorola 2N828 reduces propagation delay in computer circuits. The high collector-base voltage and resultant high collector-emitter voltage eliminates "latch-up" problems.



**MOTOROLA**  
Semiconductor Products Inc.

A SUBSIDIARY OF MOTOROLA, INC.

minations, coaxial line attenuators and waveguide attenuators. Solderable silver-plated terminals allow rigid assembly without pressure clips. Units are varnish-protected to withstand 200 C and resist humidity. They are available with ceramic, alumina and vycor cores.

Pyrofilm Resistor Co., Inc., Dept. ED, U. S. Highway 46, Parsippany, N.J.

### AC to DC Converters

665

Are magnetic-amplifier regulated



These magnetic-amplifier regulated ac to dc power converters are provided in both low-and high-voltage types. Design is solid-state. Stabilized over a range of inputs from  $115 \pm 15$  v ac and temperatures from  $-65$  to  $+160$  F, the units provide excellent wave form and low distortion. Static regulation remains within  $\pm 0.2\%$  in the output when a line voltage change of  $\pm 15$  v occurs under a full load.

Arnoux Corp., Dept. ED, 11924 W. Washington, Blvd., Los Angeles 66, Calif.

### Linear and Rotary-Motion Transducers

686

Input ranges are  $\pm 60$  deg and  $\pm 30$  deg



The types 15-R-60-1-D and the 15-R-30-1-D transducers have input ranges of  $\pm 60$  deg and  $\pm 30$  deg. Both models accept standard size 15 servo mountings. Designed for 400-cps power, they operate at frequencies between 300 and 3,000 cycles with modified input voltage. Transfer sensitivity is 0.35 v rms per deg in the 15-R-60-1-D and 0.7 v rms per deg in the 15-R-30-1-D.

Arnoux Corp., Dept. ED, 11924 W. Washington Blvd., Los Angeles 66, Calif.

CIRCLE 60 ON READER-SERVICE CARD

## NEW FROM ERIE!

... axial-lead CERAMICONS®

100% tested  
packaged for  
automatic insertion,  
lead cutting  
and forming



Competitively priced with disc capacitors, Erie Style 309 and 310 Tubular CERAMICONS in "Reel Paks" and "Ribbon Paks" improve your production rates, cut your assembly costs.

The Erie "Reel Pak" gives you a continuous strip of CERAMICONS easily fitted to automatic inserters for printed wiring boards or point-to-point assemblies. With the "Ribbon Pak," you receive Erie

CERAMICONS in handy ribbons for automatic feed into lead cutters and lead formers.

Available in 600 VDCW. Capacity range: 5 pf. to .01 mf. Erie Style 309 and 310 CERAMICONS are 100% tested during manufacture and lacquer coated for moisture resistance. Let us demonstrate the economies of axial-lead CERAMICONS in "Reel Paks" and "Ribbon Paks."

Working Voltage	600 VDC
Life Test	1000 VDC at 85°C for 1000 hours.
Flash Test	1500 VDC at room temperature for 2 seconds minimum with 50 ma maximum charging current.
Leads	No. 20 AWG, heavy solder coat.
Applicable Specifications	Erie Spec 300, RS-198.

Note: Styles 309 and 310 Ceramicons sold for production and shipment only in lots of 25,000 and over.



Write or telephone:  
**ELECTRONICS DIVISION**  
**ERIE RESISTOR CORPORATION**  
**ERIE, PA.**

CIRCLE 61 ON READER-SERVICE CARD

## NEW PRODUCTS

### Two-Channel Oscillographic Recorder 682

For dc and low-frequency applications



Specifications for the model 320 two-channel oscillographic recorder are: frequency response, dc to 125 cps; sensitivity ranges, from 0.5 mv per mm to 20 v per cm; chart speeds, 1 to 100 mm per sec. The instrument has two current-feedback amplifiers with floating and guarded inputs, and a rugged, two-channel recorder assembly with low-impedance, enclosed galvanometers. A 1-sec timer and marker is included. The system measures 12-3/4 x 12-3/4 x 8-3/4 in. and weighs 55 lb.

Sanborn Co., Industrial Div., Dept. ED, 175 Wyman St., Waltham 54, Mass.

### Four-Channel Analyzer 668

Counts pulses of random spacing and amplitude



Model 716 channel analyzer counts pulses of random spacing and amplitude. Pulses terminating between the settings of the upper limit and lower limit discriminators of each channel are passed to the output of that channel. Channel widths are front-panel adjusted from 0 to 10 v or 0 to 20 v and are held constant within 1% through a range of 0 to 100 v.

Interstate Electronics Corp., Dept. ED, 707 E. Vermont Ave., Anaheim, Calif.

*fabricated  
to your exact  
specification*

# BTI



*beryllium copper*  
**MULTI-SPRINGS**  
*and* **SPRING**  
**WASHERS**

**BTI** specializes in custom made beryllium copper springs from simple to intricate designs. Engineering assistance is available to design engineers so that quality can be controlled and costs can be minimized through special **BTI** processing.

Multi-springs, a **BTI** development offers parts depending upon design, in continuous coils or strips up to 16 inches which saves money over individual units and affords easy automation in assembly work. Extremely close tolerance can be held and specialized heat treating insures uniformity and flatness to your parts.


*Whether you need multi springs or a simple spring washer, consult with the **BTI** experts on your next requirement.*

**Bulletin No. E 106** shows more specific engineering information. Write for your copy today.



**BRAUN TOOL & INSTRUMENT COMPANY, INC.**

138 Fifth Ave., New York 14, N. Y.



CIRCLE 62 ON READER-SERVICE CARD

ELECTRONIC DESIGN • December 7, 1960

## Time Delay Relay 729

Has timing periods to 15 min

This solid-state, time-delay relay can be furnished with timing periods of up to 15 min with adjustment ranges of 100:1 in the low time periods and 10:1 in the high time periods. Military versions meet  $\pm 5\%$  tolerances over a range of  $-65$  to  $+160$  F and 22 to 30 v dc. Static output versions have up to 4pdt 10-amp ratings; relay versions are also available.

Autronics Corp., Dept. ED, 180 N. Vinedo Ave., Pasadena, Calif.

## Signal-Conditioning Amplifier 428

Amplifies crystal accelerometer output

Model 2-182 ac signal-conditioning amplifier amplifies crystal accelerometer output for use in telemetering systems. Characteristics include: input impedance, 300 meg up to 50 cps; frequency response, 5 cps to 4 kc; output  $\pm 2.5$  v biased to  $+2.5$  v dc; power 28 v dc, 65 ma. Gain is adjustable from 0.5 to 50. The unit stands ballistic missile environments.

Electro Development Corp., Dept. ED, 3939 University Way, Seattle 5, Wash.

## VHF-Coaxial Phase Shifter 597

Drives three channels

Model 1063 phase shifter provides 360-deg phase shift for three independent coaxial line channels in the 215 to 235 mc range. Trombone construction allows input and output connectors, type N female, to remain stationary. The channels track  $\pm 1$  deg, and vswr is below 1.2. A 16 threads-per-in. lead screw drives all three channels simultaneously. A drive motor can be attached easily. Total length of the unit is 66 in.

Radar Design Corp., Dept. ED, P. O. Box 38, Syracuse 11, N.Y.

Price & Availability: Delivery is 30 days at \$2,500 in small quantity.



54A17538



54A20730



53C12136



9905



44C12641



54A14775



**Cinch**  
ELECTRONIC  
COMPONENTS

## NEW PRODUCTS

### Infinite Resistance Voltmeter 605

Works in megohm region

Model 82490 infinite resistance voltmeter, designed for laboratory work, measures resistance in the megohm region. It is essentially an electrostatic voltmeter with a range of 0 to 20 v dc. The dial readings are in microamperes graduated from 0 to 500. The circuit is a modification of an inverted triode voltmeter. A mercury battery supplies the grid voltage while the filament draws from a conventional A battery.

Central Scientific Co., Dept. ED, 1700 Irving Park Road, Chicago, Ill.

Price: \$49.50.

### Encapsulating Shells 734

For wirewound resistors

These plastic-molded encapsulating shells are for wirewound resistors with axial or radial leads. The shells, molded to a uniform wall thickness, can be made of mineral-filled alkyd that meets Mil spec M14EMAG or diallyl phthalate that meets 18794SDG. They stand continuous temperatures up to 450 F.

Milton Ross Co., Dept. ED, Hatboro, Pa.

### Glass-To-Metal Connectors 726

For pyrotechnic use

These glass-to-metal connectors have been developed for such pyrotechnic hardware as electric primers and squibs, igniters and explosive cartridges. They are hermetically sealed to  $10^9$  cc per sec helium, and withstand 35,000 to 80,000 psi impact. On the bridgewire end connectors are made to specifications to suit the explosive package requirements.

Electronic Seals Co., Inc., Dept. ED, 13766 Saticoy St., Van Nuys, Calif.

# NAME YOUR OSCILLOGRAPHIC RECORDING NEEDS

## SANBORN

"BUILDING-BLOCK" FLEXIBILITY  
CAN MEET THEM



1-channel, 21 lb. portables — Model 299 for general purpose DC recording, Model 301 for AC strain gage recording.



Model 320 2-channel, 4-speed portable . . . 50 mm wide channels.



Model 297 2-channel recorder, rack mount in  $10\frac{1}{2}$ " space or portable housing.

1- to 8-channel "150's", DC to 100 cps.



MODEL 151



MODEL 152



MODEL 154



MODEL 156



MODEL 158

INPUT  
CHARACTERISTICS

FREQUENCY  
RESPONSE RANGE  
. . . RECORDING  
METHOD

PACKAGING . . .  
NUMBER OF CHANNELS

LARGE-SCREEN  
VISUAL PRESENTATION

TRANSDUCERS

RELATED INSTRUMENTS,  
ACCESSORIES


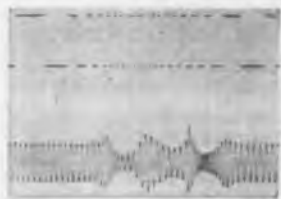




Interchangeable, plug-in preamps for "850" systems include Carrier, Phase-Sensitive Demodulator, DC Coupling, Low Level . . . for "350" systems, all "850" types plus 400 Cycle Frequency Deviation, Logarithmic types . . . for "150" systems, all "350" and "850" types plus AC-DC, AC Wattmeter, RMS Volt/Ammeter, Frequency Meter, Stabilized DC types, and Triplexer 3-channel electronic switch.



Single-chassis, 6- and 8-channel amplifiers for "950" systems include high and low gain general purpose types . . . for "650" systems and optical oscillographs of other manufacturers, a 6- or 8-channel medium gain amplifier.



From DC to 150 cps with most Sanborn systems which produce inkless, heated stylus recordings in true rectangular coordinates . . . up to 5000 cps with new optical system using ultraviolet-sensitive paper. Optical X-Y Recorder has 2500"/sec. writing speed, immediate readout.



Sanborn "building block" units give you extremely wide packaging flexibility: "150" amplifiers and recorders can be separately housed or combined in mobile cabinets . . . "350" preamps may be used alone or in a system . . . "850" and "950" systems can have up to 16 channels in a single cabinet . . . optical 5000 cycle recorder can be housed with X-Y recorder, etc. All Sanborn multi-channel recorder assemblies and 350, 650, 850 & 950 amplifier modules fit standard 19" racks.



Up to 8 brilliant, long-persistence traces presented simultaneously on the new 17" Sanborn Model 769 scope. Circuit includes individual gating amplifiers for each Y axis.

## SANBORN COMPANY

INDUSTRIAL DIVISION

175 Wyman Street, Waltham 54, Mass.



Measure linear velocity and displacement with Sanborn LVsyn, Linearsyn and "probe-style" transducers. Strokes from  $\pm 0.005"$  to 10", high sensitivities, 0.5% linearity; special types for high temperatures, pressures . . . single-ended or differential pressure measurements at 40  $\mu\text{v}/0.1\text{mmHg}$ /volt sensitivities, with 267, 268 Series pressure transducers.



Complete Sanborn equipment for your oscillographic recording needs includes a variable speed Chart Viewer . . . Servo Monitor Phase Shifter . . . "150" Series Wide Band Driver Amplifier . . . a Monitor Meter . . . 4- to 32-channel Event Recorders with Transistor Driver Amplifiers.



See how Sanborn oscillographic recording building-block flexibility can provide the most suitable equipment for your needs. Ask your Sanborn Sales-Engineering Representative — offices in principal cities throughout the United States, Canada and foreign countries.



Economic 8-channel "950" high gain, general purpose system.



Model 958-16 Complete 16-channel system with amplification . . . cabinet or rack mounting.



6- or 8-channel "850's", min. panel space.



Model 650 1- to 24-channel optical system, DC to 5000 cps.



Model 670A High speed (100 cps) optical X-Y recorder.



Simplified 6- or 8-channel system, 5 volts full scale.



6- or 8-channel "350's", DC to 150 cps.

CIRCLE 64 ON READER-SERVICE CARD

## Strip Chart Recorder 738

### Cartridge type

This cartridge-type strip chart recorder provides a record of flow, pressure and temperature measurements for periods of up to 36 days without attention. Each cartridge, including chart, storage spool and rewind spool, can be removed as a unit so that chart changes can be made in a few seconds. Chart capacity is 38 ft; chart speeds are 1/2 to 6 in. per hr.

American Meter Co., Dept. ED, 920 Payne Ave., Erie, Pa.

## Go-no-go Comparator 735

### For checkout systems

Suitable for use in a variety of checkout systems, model ABV-4A GO-NO-GO comparator accepts digitally coded high-low limit instructions from accessory digital storage and compares them with an unknown input analog voltage or resistance. As a result of the comparisons, logical circuitry causes a Lo, Go or Hi output contact closure to be activated. Using mercury-wetted contact relays in a precision digital bridge, the unit is capable of more than 5 decisions per sec at accuracies to 0.01%.

Auto Data, Dept. ED, Box 9146, San Diego 9, Calif.

Price & Availability: From \$3,850; 30 to 45 days.

## Multi-Range Meters 384

### Several types offered

A typical unit in this series, the Unigor 3, has the following specifications: 25,000 ohms per v dc and 2,000 ohms per v ac, maintaining accuracies of 1% and 1.5%; current measurements of 100  $\mu\text{a}$  to 5 amp dc and 500  $\mu\text{a}$  to 5 amp ac; voltage measurements of 100 mv to 5,000 v dc and 500 mv to 5,000 v ac; resistances to 50 meg and capacitance from 100 pf.

Physics Research Laboratories, Dept. ED, 1 Bond St., Westbury, N.Y.

Price: \$98.50 fob Hempstead.

# BARCOCK

ars, are crowding the iron  
which will soon have to be enlarge

## New 4-Pole 10 Amp Relay Is Smallest, Most Sensitive

**COSTA MESA, CALIF.** — A new concept in design and construction of multi-pole miniature relays is said to be the basis for the small size and low sensitivity of a new 4 pole, double throw ten amp series announced by Babcock Relays, Inc. Designated the BR-14, the series is available in two contact configurations, BR-14X with heavy duty AgMgNi contacts rated to 10 amps (resistive @ 28 V DC or 110 V AC) and BR-14Y with light-weight AgMgNi 5 amp contacts. Ten mounting styles are available, some compatible with mounting configurations of existing 4 pole types. Designed for operation between  $-65^{\circ}\text{C}$  and  $+125^{\circ}\text{C}$ , the BR-14 Series is rated to 25 amps, min. overload, with max. coil dissipation of 6 watts. Operate and release time is 7 millise. max. with drop-out adjustable between 10% and 40% of pull-in. Life expectancy is better than 300,000 operations, at rated load for some models. The BR-14 Series meet Mil R 5757C and 25018 requirements. Request technical bulletin BR-595.

The Indian laurel tree, chosen for planting in downtown Los Angeles streets, may eventually grow so large, buckling pavements and blocking sidewalks. Al

### SPECIFICATIONS

Vibration: 30g, 10-2000 cps  
Shock: 50g, 11 ms  
Diel. Str.: 1250 V.  
Insul. Res.: 10,000 M $\Omega$   
Life: 100,000 ops. min. @  $125^{\circ}\text{C}$ .  
Duty: Continuous.  
Temp. Range:  $-65^{\circ}\text{C}$  to  $+125^{\circ}\text{C}$ . Overload: 25 amps min.  
Weight: 3 oz. max.  
Mil. Spec.: Meets Mil R 5757C and 25018

**BABCOCK RELAYS, INC.**  
1640 Babcock Avenue, Costa Mesa, California



## NEW PRODUCTS

### DC Motor

670

Uses a starting voltage of 0.3 v




This miniature motor has the following typical characteristics: running current (no load), 3 ma; power, 18 mw, weight, 55 g; temperature range,  $-55$  to  $+80^{\circ}\text{C}$ ; output rpm,  $800 \pm 10\%$ ; and rotor inertia,  $3.7 \text{ g-cm}^2$ . Similar to a D'Arsonval meter movement, the armature consists of a copper wire rotating in a permanent-magnet field. The unit stands 50-g shock and 20-g random noise vibration.

Giannini Controls Corp., Dept. ED, 1600 S. Mountain Ave., Duarte, Calif.

### Silicon Glass Diodes

649

All units meet military specifications



These silicon-glass diodes meet military specifications. Types 1N456 through 1N464 and 1N456A through 1N464A general purpose diodes provide output currents from 30 to 200 ma at 25 C. Maximum reverse current is 0.025 to 0.5  $\mu\text{amp}$  at maximum operating voltage at 25 C. Types 1N482 through 1N488, 1N482A through 1N488A and 1N482B through 1N486B are high-conductance units. They provide 100 to 200 ma output currents at 25 C. Maximum reverse current is from 0.1 to 0.250  $\mu\text{amp}$  at specified test voltage at 25 C. All units operate from  $-55$  to  $+200^{\circ}\text{C}$ .

International Rectifier Corp., Dept. ED, 1521 E. Grand Ave., El Segundo, Calif.

Price: \$1.20 to \$8.20 for 1 to 99 units.

Availability: From stock.



### CALIFORNIA

R. V. Weatherford Co.,  
6921 San Fernando Road,  
Glendale 1, Calif.  
Tel: THornwall 5-3551  
Tel: Victoria 9-2471  
TWX: BRB 9813

R. V. Weatherford Co.,  
444 Page Mill Road,  
Palo Alto, Calif.  
Tel: DAvenport 1-2950  
TWX: PAL AL36



### TEXAS

Engineering Supply Company,  
6000 Denton Drive,  
Dallas, Texas  
Tel: FLetwood 7-6121



### OKLAHOMA

Engineering Supply Company,  
1124 East 4th Street,  
Tulsa, Okla.  
Tel: LUther 3-8121



### ILLINOIS

Allied Radio Corporation,  
111 North Campbell Ave.,  
Chicago 80, Ill.  
Tel: HAymarket 1-6800  
TWX: CG 2898



### WASHINGTON, D.C.

Electronic Wholesalers, Inc.,  
2345 Sherman Ave., N.W.,  
Washington 1, D.C.  
Tel: HU 3-5200  
TWX: WA 663



### MARYLAND

Electronic Wholesalers, Inc.,  
3000 Washington Blvd.,  
Baltimore 30, Md.  
Tel: MI 4-7900



### NEW ENGLAND

Cramer Electronics,  
811 Boylston Street,  
Boston 10, Mass.  
Tel: COpley 7-4700  
Tel: Connecticut: ENterprise 6425  
TWX: FMM



## ROTRON

MANUFACTURING  
CO., INC.

WOODSTOCK, N.Y.

CIRCLE 66 ON READER-SERVICE CARD

CIRCLE 65 ON READER-SERVICE CARD

## Fixed Delay Lines

650

Life of 100,000 cycles



Type A fixed delay line has delays of 0.1 to 30 sec and types B through E have delays of 0.1 to 60 sec. Dielectric strength is 750 v rms between open contacts and 1,000 v rms between pins and case. The units have a life of 100,000 cycles at rated voltage and load. Contact arrangements are spdt for types A, B, and D; dpdt for types C and E.

The Victoreen Instrument Co., Jordan Electronics Co. Div., Dept. ED, P.O. Box 2047, Alhambra, Calif.

## Vibration Meter

425

Frequency range is 5 to 1,200 cps

Type PR-9252 vibration meter reads peak amplitudes of both absolute and relative vibrations on a meter dial. Readings are in microns from 5 to 1,200 cps. Measuring range is 0 to 1,000 microns in five steps. Sensitivity is 0 to 10 microns full scale. In every range, internal calibration is available. The unit weighs 5 lb and measures 9-1/2 x 5 x 4 in.

Korfund Co., Inc., Dept. ED, Cantiague Road, Westbury, N.Y.

## Inertially Damped Servo Motor 684

For high-speed, high-gain systems



This size 11 precision high-temperature, inertially-damped servo motor is designed for high-speed and high-gain servo systems. Designated type 5752-03, the device is corrosion-resistant and meets military environmental specifications. No-load speed is 5,800 rpm. Torque at stall is 0.6 oz-in. Flywheel magnet inertia is 2 gm-cm<sup>2</sup>.

John Oster Manufacturing Co., Avionic Div., Dept. ED, Racine, Wis.

available from coast-to-coast

ROTRON

off-the-shelf delivery at factory prices

## THE MOST ADVANCED LINE OF COOLING DEVICES IN THE INDUSTRY

No need to wait for the best in cooling devices for electronic and instrument applications—now, a network of Rotron distributors from coast-to-coast is ready to serve your every prototype and limited production quantity requirement on an off-the-shelf, fast delivery cycle.

As close as your telephone—the most advanced line of cooling devices in the industry is ready for immediate delivery at factory-direct prices. Your Rotron distributor is your own stock room, ready to

supply you at the drop of a phone call, or order.

Contact your local Rotron distributor for complete details—or write to Rotron for a distributor catalog...



**ROTRON**  
MANUFACTURING CO., INC.  
WOODSTOCK, NEW YORK

CIRCLE 67 ON READER-SERVICE CARD

# Inland

Now in Production for Second Generation Servos

## d-c torque motors

peak torques  
from  
0.1 to 3000  
pound-feet



Compact pancake d-c torquers in a wide range of sizes are now available for direct drive servo positioning in airborne, shipboard and ground service stabilization and tracking systems.

Miniature, four-gimbale, Minneapolis-Honeywell inertial navigation platform currently applied to both terrestrial and space guidance systems. All four gimbals are equipped with Inland torquers having a peak output at stall of 60 ounce-inches.

### Exclusive Commutator and Brush Rigging Design

Patented Inland features make possible powerful d-c torquers in compact pancake shape. More torque, with smaller size and lower power input.

#### REPRESENTATIVE RANGE OF INLAND D-C TORQUE MOTORS

TYPE	PEAK TORQUE AT STALL	POWER INPUT FOR PEAK TORQUE WATTS @ 25°C	DIMENSIONS, INCHES	
			O.D.	THICKNESS
T-1321	20 oz.-in.	57	1.94	.50
T-2136	35 oz.-in.	42	2.81	.63
T-2108	60 oz.-in.	32	2.81	1.00
T-2907	.85 lb.-ft.	79	3.73	1.09
T-4006	1.8 lb.-ft.	100	5.13	1.25
T-5106	2.7 lb.-ft.	86	6.25	1.31
T-5703	7.0 lb.-ft.	246	7.20	1.63
T-720	11.0 lb.-ft.	327	9.00	1.63
T-8001	25 lb.-ft.	925	10.50	2.63
T-10001	35 lb.-ft.	620	13.69	4.30
T-10004	100 lb.-ft.	1020	12.75	5.75
T-18002	300 lb.-ft.	1300	26.63	5.82
T-18004	900 lb.-ft.	4330	26.50	10.56
T-36001	3000 lb.-ft.	7400	45.0	10.25

For complete data on these or other Inland d-c pancake torquers, address Dept. ED, Inland Motor Corporation of Virginia, Northampton, Massachusetts.

**INLAND AMPLIFIERS**—Inland makes a complete line of amplifiers for systems duty with Inland torquers, whether in airborne, shipboard, or ground service. Specification sheets available on request.

Factory: Radford, Virginia



**INLAND MOTOR CORPORATION**  
OF VIRGINIA  
A SUBSIDIARY OF KOLLMORGEN CORPORATION  
NORTHAMPTON, MASS.

CIRCLE 68 ON READER-SERVICE CARD

## NEW PRODUCTS

### Signal-Distortion Meter

669

Is battery operated



Type DMS-1A signal-distortion meter measures all types and speeds of ordinary teleprinter signals. The unit is half the size of a carton of cigarettes. In normal use it operates over a year on one battery. Readings are accurate to  $\pm 2\%$ . The instrument handles neutral and polar loop currents at 60, 75 and 100 words per min.

Atlantic Research Corp., Dept. ED, Alexandria, Va.

### Storage Oscilloscope

687

Sweep range is 50  $\mu$ sec to 100 sec



Having a sweep range of 50  $\mu$ sec per cm max to 100 sec full scale, type 430 dual-service unit can be used as a storage scope for freezing recurrent or transient signals, and as a conventional, general-purpose unit. Life of the magnetically-deflected crt is about 1,000 hr avg. Bandwidth of the device is nominally 10 kc in both axes, scan is 9 x 12 cm with 10-kv acceleration, and nominal spot size is 0.018 in. Applications include transient response, pulse distortion, tracking displays, high-speed X-Y plotter, shock recorder and dynamic semiconductor inspection.

Fairchild Camera and Instrument Corp., Allen B. Du Mont Labs. Div., Dept. ED, 750 Bloomfield Ave., Clifton, N.J.

## Subcarrier Oscillator

690

Has transformer-coupled, floating input



Model 199B transistorized, millivolt-controlled subcarrier oscillator operates in IRIG-standard telemetry channels from 2.3 to 22 kc, in missile or aircraft environments. Common-mode rejection is better than 100 db; harmonic distortion is less than 1%. Output of this 10-oz units is 5 v rms into a 5,000-ohm load.

Electro-Mechanical Research, Inc., ASCOP Div., Dept. ED, Princeton, N.J.

Price: \$1,475 ea.

Availability: 90 days.

## AC Power Supply

416

For test applications

This ac power supply can be furnished with ratings of up to 50 kva. Specifications for a typical 35-kva unit are: input, 220 v at 60 cps, single-phase; output, 0 to 35,000 v ac at 1 amp. Dimensions of this unit are 43 x 34 x 61 in.

Light Electric Corp., Dept. ED, 212 Lackawanna Ave., Newark 4, N.J.

Availability: 60 to 90 days.

## Power Supply Regulator

651

For ac or dc from 100 w to 50 kw



This unit will automatically regulate an ac or dc power supply of any capacity from 100 w to 50 kw. The ac model has no distortion in output and regulation is available from zero to any desired voltage. The dc models are made to any desired ripple output for any ac input voltage, 1, 2 or 3 phase and to any frequency, including 400 cps. The ac unit has nearly 99% efficiency in ratings of 1 kva and over. It is not affected by and does not change power factor.


American Rectifier Corp., Dept. ED, 95 Lafayette St., New York City, N.Y.

## A Toast to Environmental Testing

The Deutsch hermetic receptacle has withstood every kind of trial and tribulation we could think of, and will soon be toasted from Cape Canaveral to Edwards as the only connector giving true hermetic sealing against extreme environmental conditions. The secret of this leak-proof performance is the unique compression glass insert molded into the connector shell as one solid piece with contacts fused right in. And we can guarantee sealed reliability because Deutsch handles every step of production under quality control procedures that have set new standards in the industry. For more information on the connector with the full glass insert, contact your Deutschman today or write for Data File C-12.

# DEUTSCH

Electronic Components Division • Municipal Airport • Banning, California



ADVANCED SPECIFICATION MINIATURE ELECTRICAL CONNECTORS  
CIRCLE 69 ON READER-SERVICE CARD

from first call  
to fast  
delivery ...

CRys  
9-4580



# GREMAR

sets the pace in special RF connectors!

Connecting an Eimac Klystron to RG-126/U cable calls for a special, low VSWR adapter. Greomar designed and delivered it in days... not weeks. Other examples of Greomar's fast delivery of specials include strip transmission line to co-ax adapters, crystal adapters and many other special RF connectors.

Greomar's special delivery capabilities are based on a constant inventory of 500,000 assembled units of more than 2000 types of RF connectors and adapters... plus more than 4,000,000 component parts ready for adapting to most problem specifications. And when components do not exist, Greomar makes them fast.

What is your problem? Because Greomar connectronics® concentrates engineering, production and quality control on RF connectors and components only, your requirements receive the specialized attention that slashes design-to-delivery time... as our customers testify. For all the facts fast... on standards or specials... contact:



descriptive brochure  
available on request



# GREMAR

MANUFACTURING COMPANY, INC.  
RELIABILITY THROUGH QUALITY CONTROL

Dept. 8 Wakefield, Mass., CRystal 9-4580

CIRCLE 70 ON READER-SERVICE CARD

## NEW PRODUCTS

### Magnetic Tape Tester

680



Detects one-bit defects

This magnetic tape tester, model 3320, detects tape defects as small as one-bit length at speeds up to 150 ips and packing densities as high as 1,500 bits per inch. The package consists of a model M-906II tape transport, a control unit, a dual record-playback head, amplifiers, and logic chassis with fault detector plug-in cards and space for up to 16 channels.

Potter Instrument Co., Inc., Dept. ED, Sunnyside Blvd., Plainview, L.I., N.Y.

### Power Pack Series

659

Are high voltage, low current types



This series of high-voltage, low-current power packs consists of three types. The 6 to 28 v dc input transistorized type is available in from 2 to 50 kvdc outputs and is suitable for portable equipment. The tube oscillator type operates from 200 to 300 v dc with 2 to 30 kvdc output available, and is designed for use with radar indicators, scopes and other applications. The third type includes a large number of line voltage 60 to 400 cps power packs which are used in laboratory equipment.

Plastic Capacitors, Inc., Dept. ED, 2620 North Clybourn Ave., Chicago 14, Ill.

### Power Supply

671

Provides 500 to 6,010 v



Model 408A power supply provides direct readout of output voltage to an accuracy of better than 0.25%. Resolution is 10 mv over the entire output range plus a 0 to 20 ma current rating. Line and load regulation is better than 0.01%; output ripple is less than 5 mv rms. Stability is 0.005% per hr or 0.03% per day. The unit provides either a positive or negative output plus 1.02 v for potentiometric monitoring.

John Fluke Manufacturing Co., Inc., Dept. ED, P. O. Box 1761, Seattle 33, Wash.

### Noise Generators

631

Have plug-in units



Models 100P and 101P noise generators are basic units that generate random voltages having an accurate gaussian distribution and accurately specifiable frequency spectrums: dc to 27 cps and dc to 500 cps, respectively. Models 12P, 13P and 14P are plug-in units for laboratory and system evaluations. They generate noise having a rayleigh distribution of dc to 27 cps, dc to 500 cps, and amplitude modulated with gaussian or rayleigh-disturbed noise, respectively. The rms value of the random signal is adjustable and is regulated to within 0.1 db.

Automation Laboratories, Inc., Dept. ED, 80 Urban Ave., Westbury, L.I., N.Y.

Price: 100P and 101P, \$995 ea; 12P and 13P, \$395 ea; 14P, \$345 ea.

Availability: 60 days.

## Linear-Motion Potentiometer 652

Sensitive to 0.001 in. movement



Miniature, linear-motion potentiometer, model 141, is designed for use in short travel actuators, control valves and other accurate measuring applications. A ceramic mandrel, wound with a special alloy resistance wire, makes output sensitive to movement as small as 0.001 in. Specifications are: travel, 3/16 to 7/16 in.; linearity,  $\pm 1\%$ ; resistances, 500 to 10 K; resolution, to 0.001 in. This carbon unit offers continuous resolution in resistances from 10 K to 1 meg.

Bourns, Inc., Dept. ED, 6135 Magnolia Ave., Riverside, Calif.

## Miniature Clutch 432

Measures 7/8 in. in diameter

Model MC523 clutch is made of steel alloy, nylon housing and an aluminum universal drive. It operates in the temperature range of  $-60$  to  $+85$  C and is available with coils rated from 6 to 110 v dc. Both clutch body and the driven universal attachment have a 1/4-in. bore. The unit is suitable for in-line applications.

Altair Research and Manufacturing Co., Dept. ED, Box 106, Baldwin Park, Calif.

Price: \$12 fob factory.

Availability: Small quantities, from stock.

## Test Plug-In 642

Provides signals for adjustments



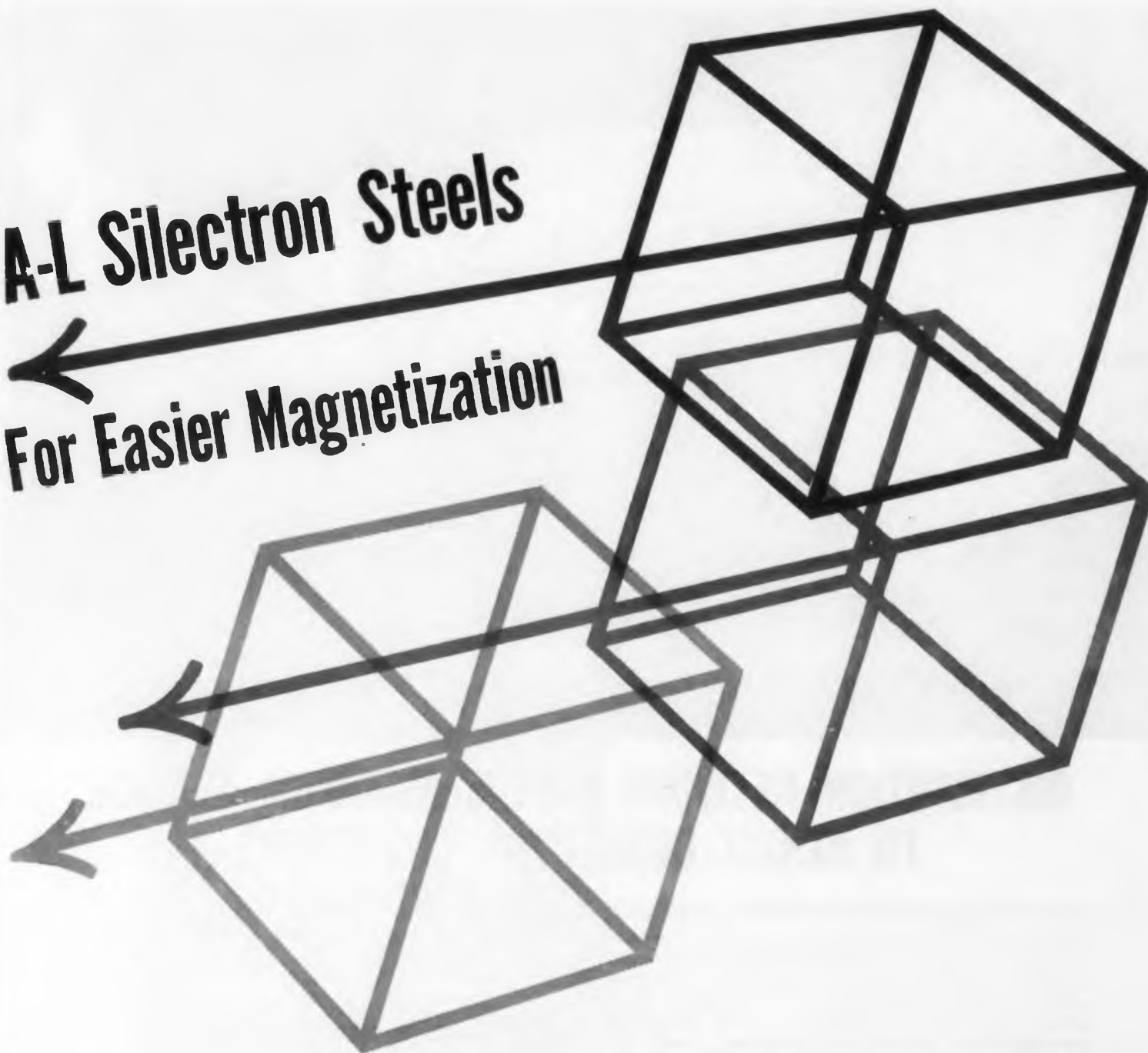
Test plug-in type 4207, is designed for use with the manufacturers 425 direct-digital read-out, high-frequency oscilloscope. It provides signals for precision adjustments and can be switched into either or both channels of the oscilloscope. The unit generates both positive and negative step functions.

Fairchild Camera and Instrument Corp., Allen B. Du Mont Laboratories Div., Dept. ED, Clifton, N.J.

Price: \$120.

# A-L Silectron Steels

For Easier Magnetization



In A-L Silectron® (iron-silicon alloy) steels the grains are oriented so that magnetization is easiest in the direction of rolling. For example, the core loss of .014 inch thick Silectron, Grade 66 (AISI M-6), is only .659 watts per pound measured in the direction of rolling compared to 1.11 watts per pound of non-oriented transformer grade steel. (Both measurements made at 15 kilogausses and 60 cycles per second.)

While core designs should minimize the length of flux paths which are not parallel to the rolling direction, Allegheny Ludlum Silectron is so superior to all non-oriented grades that you can achieve better results with it even when 20 percent or more of the flux path is cross grain. Small scrapless EI Silectron laminations in which only the back of the E is cross grain are superior to the best conventional grades of silicon steels.

A-L Silectron is available in wide coils or in slit widths as narrow as 1/2 inch. For large power transformers use 14 mil Silectron. It's heat flattened to eliminate coil set and has very good (C-10) insulation. For wound cores unflattened 12 mil Silectron is a good choice. Its natural insulating coating, developed in a high temperature hydrogen anneal, is well suited for narrow widths. The 12 mil Silectron is also available with the same flattening and insulation as 14 mil.

Cores are more uniformly stacked and wound when you use Silectron because of its excellent gage uniformity. Magnetostriction is held to a minimum to prevent excessive noise levels.

Allegheny Ludlum Silectron is quality processed to give you consistently low core losses. For more technical information, contact your A-L salesman, or write: *Allegheny Ludlum Steel Corporation, Oliver Building, Pittsburgh 22, Pennsylvania. Dept. ED 12-1.*



# ALLEGHENY LUDLUM

PIONEERING ON THE HORIZONS OF STEEL

CIRCLE 71 ON READER-SERVICE CARD



2880

85



## DISTRIBUTION NETWORK OFFERS MAXIMUM SERVICE TO BENDIX CONNECTOR CUSTOMERS

### Important Supplement to Factory Facilities:

This distribution network was built to serve you promptly from strategically located stocks—and is, in effect, an extension of the same quality customer service we maintain at our Sidney plant. Rigid factory assembly and quality control standards are observed at all our field locations. Check the appropriate map section for the source nearest you.

### WESTERN STATES

#### DISTRIBUTION CENTERS:

LOS ANGELES 16, CALIFORNIA  
Avnet Corporation, 5877 Rodeo Rd.  
SUNNYVALE, CALIFORNIA  
Avnet Electronic Corporation of Northern California  
1262 No. Lawrence Rd. (P. O. Box 568)

#### SALES OFFICE & FACTORY BRANCH:

LOS ANGELES, CALIFORNIA  
117 E. Providencia Ave.  
Burbank, Calif.

#### SALES OFFICE:

SEATTLE, WASHINGTON  
8425 First Ave. S.

### NORTHEAST & GREAT LAKES STATES

#### DISTRIBUTION CENTERS:

WESTBURY, LONG ISLAND, N. Y.  
Avnet Electronic Corporation  
70 State St.  
MELROSE PARK, ILL.  
Avnet Electronic Corporation of Illinois  
2728 No. Mannheim Rd.

#### SALES OFFICES:

NEW YORK  
545 Cedar Lane  
Teaneck, N. J.

CHICAGO, ILL.  
4104 N. Harlem Ave.

### SOUTHEASTERN STATES

#### DISTRIBUTION CENTER:

MIAMI, FLORIDA  
Airwork Corporation  
1740 N. W. 69th Ave.

#### SALES OFFICE:

ORLANDO, FLORIDA  
1922 Taylor Ave.  
Winter Park, Fla.

### SOUTHWESTERN STATES

#### DISTRIBUTION CENTER:

DALLAS 7, TEXAS  
Contact Electronics, Inc.  
2403 Farrington St.

#### SALES OFFICE:

DALLAS 35, TEXAS  
2608 Inwood Rd.

### MIDDLE ATLANTIC STATES

#### DISTRIBUTION CENTER:

PHILADELPHIA 3, PA.  
Harold H. Powell Company  
2102 Market St.

#### SALES OFFICE:

WASHINGTON 6, D. C.  
1701 K St., N. W.

### EXPORT AND CANADA

#### EXPORT:

BENDIX INTERNATIONAL DIVISION,  
BENDIX AVIATION CORPORATION  
205 E. 42nd St.  
New York 17, N. Y.

#### CANADA:

Aviation Electric Ltd.,  
200 Laurentien Blvd.  
Montreal 9, Quebec

## Scintilla Division

Sidney, N. Y.



CIRCLE 72 ON READER-SERVICE CARD

## NEW PRODUCTS

### Crystal Filter

643

Has less than 1/2-cubic in. volume



This 10-mc bandpass crystal filter has a volume of less than 1/2-cubic in. Specifications are: center frequency, 10 mc; bandwidth at the 3 db point, 2 kc; bandwidth at the 40 db point, 20 kc; insertion loss, 3 db; dimensions, .80 x .675 x .780 in. Selected crystal cuts and temperature compensating components allow an operating temperature range of -60 to +90 C.

Electronic Laboratories Corp., Dept. ED, 4221 Spencer St., Torrance, Calif.

### Limit Switch

462

Is magnet operated

Designated the CR115A19, the magnet-operated limit switch is available with contact ratings of 0.75 amp make, 0.2 amp carry and break, at 115 v ac. Response time is 0.001 sec. The switch is designed for operation without physical contact. The controlling is done by passing a permanent magnet near the face of the switch. This causes the normally open contact to close and remain closed until the magnet is withdrawn sufficiently to allow the contact to reopen.

General Electric Co., Dept. ED, Schenectady 5, N.Y.

### Dual Reference Power Supply

658

Delivers balanced +10 and -10 v dc



Model 4010 dual power supply delivers a balanced +10 and -10 v dc reference at 10 ma from a 115 v, 400 cps supply. The output ripple is less than 2 mv rms at the rated output load. The output voltage varies less than 0.1% for load variations between 1 ma and 10 ma or line variations between 120 v and 110 v. The output



voltages track each other in magnitude within 1 mV for 5% variations in input voltage and 1% variations in frequency.

Power-Tronic Systems, Inc., Dept. ED, Pine Court, New Rochelle, N.Y.

### Standard Potentiometer 624

Mechanical travel range is 0.50 to 9.90 in.



The RP38 standard rectilinear potentiometer has mechanical travels ranging from 0.50 to 9.90 in. in 0.10 increments. Total resistance is from 100 to 20,000 ohm per in. of mechanical travel in 100-ohm-per-in. increments. Life exceeds 500,000 cycles. The unit stands vibration of 10 g from 10 to 2,000 cps on all axes. It resists steady-state acceleration of 20 g and shock of 100 g for 3  $\mu$ sec on all axes.

Humphrey, Inc., Dept. ED, 2805 Canon St., San Diego 6, Calif.

Price: \$100 ea.

Availability: 3 weeks.



### Pulse Transformer Test Kits 656

Provide 86 test pulse transformers



These three test kits provide a total of 86 test pulse transformers for in-plant research, design and breadboarding. The type MPT kit has 18 miniature pulse transformers that cover a wide range of winding ratios and open circuit inductances for 112 and 521 winding ratios. Pulse widths are from 0.1  $\mu$ sec through 25  $\mu$ sec. Type TT limit kit contains 28-subminiature end limit transformers that provide 112 and 521 winding ratios with pulses ranging from 0.05 to 5  $\mu$ sec. Type TT range kit contains 40 samples of 2, 3 and 4 winding subminiature transistor transformers with winding ratios of 101 and 521. Pulse widths are 0.2 through 3  $\mu$ sec.

PCA Electronics, Inc., Dept. ED, 16799 Schomborn St., Sepulveda, Calif.



Trimmers shown actual size

with **NEW**

**SPECTROL**

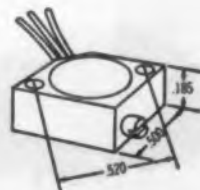
Trimming Potentiometers

- SIZE
- PERFORMANCE
- RELIABILITY
- ECONOMY

#### ■ SIZE



**THE MODEL 50**  
3/8" square, 3/16" high, and weighing 1 gram, the Model 50 is available in standard resistances of 50 ohms to 20K ohms.



**THE MODEL 60**  
1/2" square, 3/16" high, and weighing 2 grams, the Model 60 is available in standard resistances of 50 ohms to 50K ohms.

#### ■ PERFORMANCE

Stack 'em... up to 35 Model 50 trimmers in one cubic inch. Adjust 'em, 25 turns for full electrical travel... take your choice of side or top adjustment, slotted fillister head screw, Allen hex socket, or slotted headless screw flush mounted. Dissipates 1 watt—Model 50 and 2 watts—Model 60. Dual wiper provides double assurance of positive contact under all conditions. High resolution, typically 0.061% for the 50K ohms model. Resistance tolerance,  $\pm 5\%$ , temperature range,  $-55$  to  $+150^\circ\text{C}$ .

#### ■ RELIABILITY

At no extra cost, Spectrol trimmer potentiometers meet or exceed all applicable military specifications for altitude, fungus resistance, salt spray, sand and dust, humidity, temperature cycling, shock and vibration. Guaranteed load life, 1000 hours minimum.

#### ■ ECONOMY

Prices in 1-9 quantities: Model 50—\$7.50 each, Model 60—\$6.50 each. Spectrol trimmers are ready now for immediate delivery from your local distributor. For complete technical information, call your Spectrol representative or write Dept. 36.

**SPECTROL ELECTRONICS CORPORATION**

1704 South Del Mar Ave. • San Gabriel, California  
Atlantic 7-9761 • Cumberland 3-5141

1250 Shames Drive • Westbury, Long Island, N. Y.  
EDgewood 3-5850

CIRCLE 73 ON READER-SERVICE CARD

## NEW PRODUCTS

### Electronic Counter-Timer

628

220-meg unit



This 220-meg electronic counter-timer consists of a solid-state, 10-mc universal counter-timer, a plug-in vacuum-tube heterodyne converter, and two converter plug-ins. Model 731A plug-in ranges from 10 to 100 mc and 732A ranges from 100 to 220 mc. The complete instrument weighs 53 lb. It requires 125 w of power and measures 14 x 17 x 13 in. Model 727A counter section has a 220-mc frequency range. Time interval is 0.1  $\mu$ sec to  $10^7$  sec. Accuracy is  $\pm 1$  count, plus or minus oscillator stability. Sensitivity is 0.25 v rms.

Computer Measurements Co., Dept. ED, 12970 Bradley Ave., Sylmar, Calif.

**Price:** Model 727A, \$2,750; Model 731A, \$250; Model 732A, \$250.

### Gaussian-Noise Generators

632

Produce low-frequency gaussian output voltage



These gaussian-noise generators produce low-frequency gaussian output voltages. Output frequency spectrum is flat to within 1 db from dc to 27 cps (Model 100-A) or dc to 500 cps (Model 100-B). The output signal is gaussian to within 1% and is 5 v rms, regulated to within 0.1 db. Output impedance is 2,000 ohms. Power requirement is 117 v  $\pm 10$  v, 1.5 amp, 60 cps. Applications include simulation, testing designs and quality control.

Automation Laboratories, Inc., Dept. ED, 80 Urban Ave., Westbury, L.I., N.Y.


**Price:** \$875.

**Availability:** 60 days.

# NEW SYLVANIA FLEXI-CORE TRANSFORMER



creates new freedom for designers!



## Voltage Calibrators

626

For high input-impedance instruments



These voltage calibrators are for calibration of self-balancing potentiometers, oscillographs and other instruments having a high input impedance. Standard ranges are: Model VC-01, 0 to 100 mv; model VC-001, 0 to 10 mv; model VC-1, 0 to 1,000 mv. Voltage stability is  $\pm 0.01\%$  for line voltage variations of 94 to 140 v. Temperature stability is  $\pm 0.002\%$  per deg C over a 0 to 40 C range. Linearity is  $\pm 0.05\%$ ; over-all accuracy is 0.1% of full scale. Battery-powered portable units and rack-mounted units are available.

Dynage, Inc., Dept. ED, 75 Laurel St., Hartford, Conn.

Availability: 4 weeks, fob Hartford.

## Current Pulse Generator

660

Delivers programed current pulses



Millimicrosecond programed current pulse generator, model 1200, is a multiple-output pulse generator. It delivers programed, high-amplitude, ultra-short current or voltage pulses for research and development of high-speed magnetic materials, solid-state materials and computer devices. Positive or negative output pulses are generated in a ten step, preset, periodically repeated pattern. Pulse repetition frequencies range from 500 pps to 5 mc, continuously variable over four decades and four ranges per decade. Pulse widths range from 20  $\mu$ sec to 15  $\mu$ sec, continuously variable over 5 ranges, maximum current pulse amplitudes are 2 amp.

Rese Engineering, Inc., Dept. ED, 731 Arch St., Philadelphia 6, Pa.

These transformers have identical electrical characteristics.



STANDARD  
E-I CONFIGURATION



NEW FLEXI-CORE  
PRODUCED BY SYLVANIA

Radically new in concept! Radically different in construction! Radically smaller and lighter! That's the dramatic news in the Sylvania Flexi-core transformer. And for the design engineer, Flexi-core opens up whole new design possibilities.

Thanks to this new core construction, Sylvania can now make transformers up to 30% smaller and lighter than types now in use! Odd size and special shape transformers can be made without the usual penalties in cost and delivery. **RESULT:** the design engineer can make the sweeping changes he desires and still stay within budget restrictions.

The heart of the new transformer is a formed core consisting of nests of laminations of fabricated steel strips.


The nests are fitted together providing 100% interleaving, thus minimizing magnetizing current. And since virtually any size core can be produced from the steel strips—no tools or dies are needed. **RESULT:** the design engineer now for the first time can dictate the physical configuration of a transformer, depending upon the electrical characteristics required.

Consult your Sylvania Special Products representative. Or write: Sylvania Electric Products Inc., Ipswich, Mass.

# SYLVANIA

Subsidiary of **GENERAL TELEPHONE & ELECTRONICS**



  
**Frozen  
solid  
and still  
full of  
life!**



Freezing temperatures hold no threat for this hardy battery! The performance of Mallory's new low-temperature, wound anode mercury cell far surpasses that of conventional pressed powder anode cells at temperatures around 32°F. This improved performance yields increased capacity per unit volume for all-weather uses, such as navigational buoys, emergency beacons, air-sea rescue transceivers, survival kits, marker lights, warning devices, and many other applications.

The ribbon wound zinc anode of this new mercury cell has a large surface area in contact with the electrolyte. The interleaved absorbent retains the electrolyte and facilitates ionic transfer over the entire anode surface area. This lowers the temperature sensitive anode impedance in the freezing temperature zones.

Wound anode construction also increases cell efficiency. At drains up to 100 ma, 90% of available room temperature capacity is attained. Cell units can be packaged to yield up to 45 watt hours per pound.

Write for complete engineering data, including sizes available, suggested applications, characteristics curves and tables. Detailed information on current military uses is available to authorized companies.

Mallory Battery Co., North Tarrytown, N.Y.  
a division of

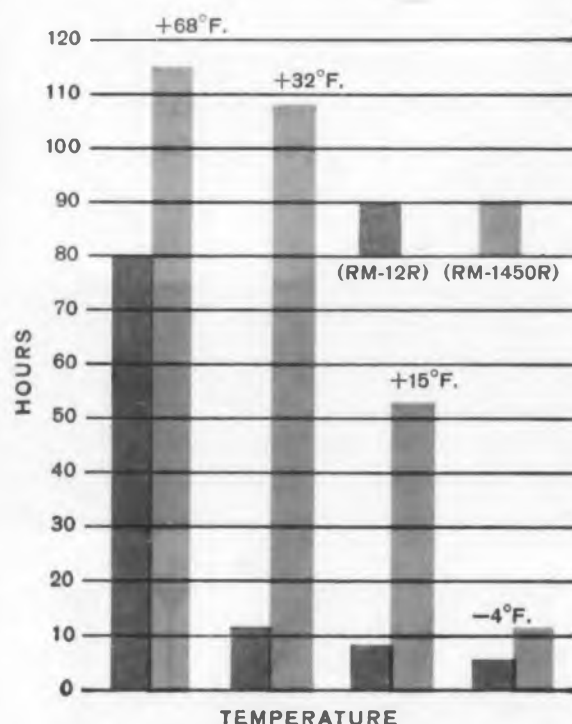
  
**MALLORY**

In Canada, Mallory Battery Company of Canada Ltd., Toronto 4, Ontario

CIRCLE 74 ON READER-SERVICE CARD

#### HOURS LIFE VS. TEMPERATURE OPERATION Wound Anode (RM-1450R) vs. Pressed Powder (RM-12R)

Data shows hours life to .9v cut-off on typical transceiver duty 10ma rec. 5 min. 75ma trans. 5 min. continuous cycle.



## NEW PRODUCTS

### Magnetic Tape Recorder-Reproducer

662

Weights 5 lb.



This 5-lb magnetic tape recorder-reproducer will record, reproduce and erase teletype communications between the ground and a satellite. It has a capacity for recording 5 min on one channel at 30 ips, after which the tape can be reversed and will reproduce on the return. Erasing is accomplished by a permanent-magnet erase head both after reproduce and before record to insure reliability. The entire unit is packaged in a hermetically sealed aluminum case built to hold 15 psia helium pressure. The case measures 6.5 x 6.25 x 4 in. The unit operates on 5 w and is within 0.25% accurate over its full scale.

Consolidated Electrodynamics Corp., Dept. ED, 360 Sierra Madre Villa, Pasadena, Calif.

### Transistorized DC Power Supply 646

Has interchangeable plug-in modules



Transistorized power supply model ST36-10 has interchangeable plug-in modules and standard sub-assemblies. The bias supply, amplifier and overload circuitry are off-the-shelf, plug-in units. The heat sink assembly, isolation transformer, rectifier assembly and filter capacitor group are standard sub-assemblies. Output voltage is 0 to 36 v dc and output current is 0 to 10 amp, both continuously variable over the full range. Regulation is 0.03% for load changes and 0.005% for line variations. Ripple is less than 500  $\mu$ v. Overshoot is less than 1% of voltage setting and recovery is 50  $\mu$ sec for half current step changes.

Mid-Eastern Electronics, Inc., Dept. ED, 32 Commerce St., Springfield, N.J.

Price: \$795.

Availability: 30 days.



For Immediate  
Delivery Of  
**MOTOROLA**

- TRANSISTORS
- ZENERS
- RECTIFIERS

Contact These  
**DISTRIBUTORS**

**BIRMINGHAM**  
Ack Semiconductors, Inc.  
3101 Fourth Ave., So.  
Fairfax 2-9584

**BOSTON**  
Cramer Electronics, Inc.  
811 Boylston St.  
Copley 7-4700

Lafayette Radio  
110 Federal St.  
HUBbard 2-7850

**CAMDEN**  
General Radio Supply Co.  
600 Penn St.  
WOOdawn 4-8960

**CEDAR RAPIDS**  
Deeco Inc.  
818 First St., N. W.  
EMpire 4-2493

**CHICAGO**  
Allied Radio Corp.  
100 N. Western Ave.  
MAYmarket 1-6800

Newark Electronics Corp.  
223 W. Madison St.  
STate 2-2944

Semiconductor  
Specialists, Inc.  
5706 W. North Ave.  
NAtional 2-8860

**CLEVELAND**  
Pioneer Electronic  
Supply Co.  
2115 Prospect Ave.  
SUperior 1-8411

**DALLAS**  
Tokko, Inc.  
4308 Maple Ave.  
LAneside 6-9763

**DENVER**  
Inter-State Radio & Supply  
1200 Stout Street  
TA 3-8257

**DETROIT**  
Radio Specialists Co.  
12775 Lyndon  
BRoadway 2-4200

**HOUSTON**  
Lentert Co.  
1420 Hutchins  
CApital 6-2683

**JAMAICA, N. Y.**  
Lafayette Radio  
165-08 Liberty Ave.  
ALtel 1-7000

**LOS ANGELES**  
Hamilton Electro Sales  
12308 Wilshire Blvd.  
EXbrook 3-4441

Kionuff Electronics  
820 W. Olympic Blvd.  
RICHmond 6-2444

**MELBOURNE, FLA.**  
Electronic Wholesalers  
1301 Hibiscus Blvd.  
PArkway 3-1441

**NEWARK, N. J.**  
Lafayette Radio  
24 Central Ave.  
MArket 2-1661

**NEW YORK**  
Lafayette Radio  
100 6th Ave.  
WOrth 6-5300

Milgray Electronics  
136 Liberty St.  
REctor 2-4000

**OAKLAND**  
Elmar Electronics  
140 11th St.  
TEmplesbar 4-3311

**PHOENIX**  
Radio Specialists  
917 N. 7th St.  
ALPine 6-8121

**SAN DIEGO**  
San Delco  
3831 Park Blvd.  
CYpress 6-8181

**SEATTLE**  
Elmar Electronics  
3406 E. Marginal Way  
MAln 3-6496

**WASHINGTON, D. C.**  
Electronic  
Industrial Sales  
2345 Sherman Ave., N. W.  
HUdson 3-5200

**CANADA**  
Canadian Motorola  
Electronics Ltd.  
105 Bartley Drive  
Toronto 16, Ontario  
PL 9-2222



**MOTOROLA**  
Semiconductor Products Inc.

A SUBSIDIARY OF MOTOROLA, INC.

NEW...from **MOTOROLA**



**JAN 2N174**  
**POWER TRANSISTORS**

**MOTOROLA TO-36 15 AMP POWER TRANSISTORS**

Type	MAXIMUM RATINGS					Electrical Characteristics		
	P <sub>c</sub> watts	T <sub>j</sub> °C	BV <sub>CE</sub> volts	BV <sub>CE</sub> volts	I <sub>c</sub> amps	h <sub>FE</sub> @ I <sub>c</sub>		
						min	max	amps
2N441	150	100	40	40	15	20	40	5
2N442	150	100	50	45	15	20	40	5
2N443	150	100	60	50	15	20	40	5
2N174	150	100	80	70	15	25	50	5
JAN 2N174	150	100	80	70	15	25	50	5
2N1358	150	100	80	70	15	25	50	5
2N1100	150	100	100	80	15	25	50	5
2N1412	150	100	100	80	15	25	50	5
2N277	150	100	40	40	15	35	70	5
2N278	150	100	50	45	15	35	70	5
2N173	150	100	60	50	15	35	70	5
2N1098	150	100	80	70	15	35	70	5

**WIDEST SELECTION OF STANDARD  
POWER TRANSISTOR TYPES AVAILABLE**

In addition to TO-36 power transistors, Motorola offers over 118 power transistors in the industry-standard TO-3 case. 3, 5, 10, 15 and 25 amps . . . up to 120 volts . . . 90 watts power dissipation . . . 0.8° C/W maximum thermal resistance . . . 100° C junction temperature . . . 3 military types . . . special "Meg-A-Life" units provide military quality for industrial use.

Motorola is your most complete and most dependable power transistor source for industrial and military applications.

For complete technical information and applications assistance, contact your Motorola Semiconductor distributor or your Motorola district office.

*in the improved...*

**"low silhouette" TO-36 case**

Now, Motorola offers you a JAN 2N174! It's one of twelve 15-amp power transistors in Motorola's much-improved TO-36 case . . . transistors that provide outstanding design advantages.

- "low silhouette" case requires 30% less headroom than other TO-36 packages
- 0.5° C/W maximum thermal resistance (0.35° C/W typical) — 43% less than other TO-36 devices
- 150 watts power dissipation . . . the highest rated germanium power transistor
- 100° C continuous junction temperature
- h<sub>FE</sub> ranges from 20 to 70—in 2 to 1 spreads
- 40 to 100 volts BV<sub>CE</sub>
- Improved internal construction and cold weld
- 100% lot life-tested to assure maximum reliability



**MOTOROLA**  
Semiconductor Products Inc.

A SUBSIDIARY OF MOTOROLA, INC.

5005 EAST McDOWELL ROAD • PHOENIX, ARIZONA


CIRCLE 75 ON READER-SERVICE CARD

CIRCLE 76 ON READER-SERVICE CARD

## NEW PRODUCTS

### DC Power Supply

Ripple is 5 mv peak-to-peak



The SV-2A series of power supplies have outputs from 6 to 28 v at 2 amp, each variable to  $\pm 1$  v. Ripple is 5 mv peak-to-peak with line regulation of 5 mv and load regulation of 30 mv max. Response time is 50  $\mu$ sec or less, no load to full load. They operate with an input of 105 to 125 v and a frequency range of 60 to 400 cps. Operating temperature is 0 to +50 C.

Elasco Inc., Dept. ED, 5 Prescott St., Roxbury 19, Mass.

### Reference Magnets

Have from 0.5% to 2% calibration

These magnets are pre-aged and stabilized magnetically and mechanically by means of controlled demagnetization cycling and temperature cycling. They stand shock, temperature extremes and stray fields. Calibration accuracy, which varies with different units, is established with reference to a nuclear resonance magnetometer.

F. W. Bell, Inc., Dept. ED, 1356 Norton Ave., Columbus 12, Ohio.

Availability: One-week delivery.

### Precision Potentiometers

For high reliability applications



Types 223F and 223H precision potentiometers are for high reliability applications. They meet original specifications after 2,000 hr of operation at 150 C. Standard resistance values range from 100 to 50,000 ohm. Resistance tolerance is  $\pm 5\%$ ; linearity is 0.4%. Ambient temperature range is -65 to +150 C; power dissipation is 3 w up to 75 C, derated to zero at 150 C.

Carter Mfg. Corp., Dept. ED, 23 Washington St., Hudson, Mass.

Price: \$50.

Availability: 2 to 4 weeks.

653

# NEW FROM



# Highest reliability Highest quality

NEW 170A MILITARIZED  
SCOPE—TO 30 MC!



hp 160B MILITARIZED  
15 MC SCOPE!



## Vertical, time axis plug-ins provide unique ve

Ⓢ 166A Plug-in (Time-Axis) furnished with the -hp-160B and 170A Oscilloscopes (as pictured), provides standard input connections, including trigger input. Z-axis, single-sweep arming input.



Ⓢ 162A Dual Trace Amplifier plug-in (vertical) gives maximum sensitivity to 20 mv/cm, permits viewing of two phenomena simultaneously, offers differential input for common mode rejection, meets environmental requirements of MIL-E-16400C. Electronic chopping permits better utilization of sweep speeds, extends simultaneous viewing of 2 signals to lower frequencies without flicker. -hp- 162A, \$350.00



Ⓢ 166C Display Scanner (Time-Axis plug-in) provides output to duplicate, on an X-Y recorder, any repetitive waveform appearing on CRT trace. Resolution with permanent, large-scale records is higher than either scope CRT or photograph, and you can observe the scope trace while records are made. Unit converts high speed signals to slower signals having the same waveshape; scanning speed is arranged to keep Y output within the bandwidth of conventional recorders. -hp- 166C, \$300.00.



Ⓢ 166D Sweep Delay Generator (Time-Axis plug-in) delays the main sweep of the 160B and 170A Scopes for detailed examination of a complex signal or pulse train. In addition, it offers a unique mixed sweep feature to show an expanded segment of a delayed waveform while still retaining a presentation of earlier portions of the waveform. Delay time 1  $\mu$ sec to 10 sec. Delaying sweep 18 ranges. Delayed length 0 to 10 cm. Delay functions: trigger main sweep, arm main sweep, mixed sweep. -hp- 166D, \$325.00.

# OSCILLOSCOPES

**Meets military specifications**  
**Conventional controls for simple operation**  
**Uniquely versatile dual plug-ins providing:**

1. X-Y records of repetitive waveforms  
(Ⓢ 166C Display Scanner Plug-in)
2. New sweep delay convenience  
(Ⓢ 166D Sweep Delay Generator Plug-in)
3. Widely versatile input capabilities  
(Ⓢ 162A Dual Trace Amplifier Plug-in)

These are the scopes you have been waiting for! Built to exacting military specifications, they offer instantly expandable measurement capability—when you need it. It's easy! Just add a moderately priced plug-in unit!

Both Ⓢ 160B and 170A employ the same vertical and time-axis plug-ins providing the widest range of application with minimum plug-ins and minimum investment. Details of these plug-ins are given on the opposite page.

New Ⓢ 160B and 170A follow MIL-E-16400C for shock, vibration, humidity and temperature. Important features include high stability tube-transistor circuits, regulated dc filament voltages and premium components throughout. Power transistors in efficient heat sinks insure cool operation; etched circuits on translucent epoxy glass simplify circuit tracing and servicing.

Simple, conventional controls speed set-up time and actual measuring. Improved preset triggering insures optimum operation for almost all conditions with just one adjustment—even on signals down to 2 mm deflection. Both Ⓢ 160B and 170A give you big, bright presentation on a 5" CRT, with a clear, steady trace free from bloom or halo.

A push-button beam finder automatically locates off-screen beam or trace (especially useful for operation by inexperienced personnel). And to increase general-purpose usefulness: 24 calibrated sweep times, 0.1  $\mu\text{sec}/\text{cm}$  to 5  $\text{sec}/\text{cm}$ ,  $\pm 3\%$  accuracy. Vernier extending slowest sweep to 15  $\text{sec}/\text{cm}$ . Seven-range magnifier increasing fastest sweep to 0.02  $\mu\text{sec}/\text{cm}$ . Horizontal sensitivity 0.1  $\text{v}/\text{cm}$  to 10  $\text{v}/\text{cm}$ . Vernier extending minimum sensitivity to 25  $\text{v}/\text{cm}$ . Ⓢ 160B, \$1,850.00; Ⓢ 170A, \$2,150.00.

... versatility for the Ⓢ 160B and 170A scopes!

SPECIFICATIONS—Ⓢ 160B and 170A with Ⓢ 166A Plug-in

#### VERTICAL

**Bandwidth:** Ⓢ 160B, 15 MC  
Ⓢ 170A, 30 MC

**Voltage Calibrator:** 9 calibrated ranges  $\pm 3\%$ , 0.2 mv to 100 v peak to peak

**Current Calibrator:** 5 ma peak to peak  $\pm 3\%$

#### HORIZONTAL

**Bandwidth:** dc to 1 MC

**Sensitivity:** 7 ranges 0.1  $\text{v}/\text{cm}$  to 10  $\text{v}/\text{cm}$ . Vernier extends minimum sensitivity to 25  $\text{v}/\text{cm}$

**Input Impedance:** 1 megohm shunted by 30 pf

#### SWEEP GENERATOR

**Internal Sweep:** 24 ranges, 0.1  $\mu\text{sec}/\text{cm}$  to 5  $\text{sec}/\text{cm}$ ,  $\pm 3\%$ . Vernier extends slowest sweep to 15  $\text{sec}/\text{cm}$

**Magnification:** 7 calibrated ranges, X1, X2, X5, X10, X20, X50 and X100. Increases fastest sweep to 0.02  $\mu\text{sec}/\text{cm}$

**Triggering:** Internal, power line or vertical input signal (2 mm or more vertical deflection); external ( $1/2$  v peak to peak or more)

**Trigger Point:** Positive or negative going voltage. Trigger level of external sync signal adjustable —30 to +30 volts

**PRICE:** Ⓢ 160B, \$1,850.00 (cabinet or rack mount)  
Ⓢ 170A, \$2,150.00 (cabinet or rack mount)

Data subject to change without notice. Prices f.o.b. factory.



**HEWLETT-PACKARD COMPANY**  
 1057K Page Mill Road  
 Cable "HEWPACK"

Palo Alto, California, U.S.A.  
 Davenport 6-7000

Sales representatives in all principal areas

**HEWLETT-PACKARD S.A.**

Rue du Vieux Billard No. 1 Geneva, Switzerland  
 Cable "HEWPACKSA" Tel. No. (022) 26.43.36

## Signal Switching Rack

648

For routing telemetry signals



Model 248 signal switching rack is for routing telemetry signals to recording or timing devices and oscillographs. One input can be fed to several outputs by using parallel jacks. Characteristic impedance is 53.5 ohm. The unit weighs 322 lb.

E D P Corporation, Dept. ED, 3501 S. Orange Blossom Trail, Orlando, Fla.

Price: \$5,800 to \$6,800 ea.

Availability: 4 to 6 weeks.

## Control Fader

414

Provides 30 steps

For audio and video use, this control fader provides 30 steps of attenuation and a spare set of contacts for auxiliary use. Cross-talk is  $-70$  db at 1 mc and  $-48$  db at 10 mc. The faders are fitted with plug and socket connectors to facilitate removal from the control panel.

Interlab Inc., Dept. ED, 116 Kraft Ave., Bronxville, N.Y.


Price: \$24.50 to \$79.50 for 10 units or more.

Availability: 60 days.

## Ceramic Capacitors

647

For low voltage circuitry



Hypercon capacitors rated at 3 v have a capacitance tolerance of  $+100, -0\%$ ; 12-v units have a tolerance of  $+80, -20\%$ . Capacitances of the 3-v units are 0.1, 0.22, 0.47, 1.0 and 2.2  $\mu\text{f}$ ; the 12-v units have 0.047, 0.1, 0.22 and 0.47  $\mu\text{f}$ . Diameters of the 3-v units are 0.225, 0.275, 0.400, 0.595 and 0.840 in.; the 12-v units come with 0.275, 0.400, 0.595 or 0.840-in. diameters. Operating temperature range for all units is  $-55$  to  $+85$  C.

Sprague Electric Co., Dept. ED, North Adams, Mass.

CIRCLE 77 ON READER-SERVICE CARD

*Servos for New Horizons*

**WRIGHT**  
  
**MOTORS**

PRECISION servo motors and rotating components by Sperry Rand's Wright Division now available to industry at large. Telephone Durham 2-8161 or write for get-acquainted literature and name of our nearest representative. Servo Motors, Motor Tachometers, Geared Servos, Synchros, Servo Packages, and Spin Motors in frame sizes from Size 8 through 30.

**WRIGHT** DIVISION OF SPERRY RAND  
 Durham, North Carolina

CIRCLE 78 ON READER-SERVICE CARD

## NEW PRODUCTS

### DC Power Supplies

685

Range in output from 3 to 1,000 v



The 132 power supplies of the RD series range in output from 3 to 1,000 v and from 50 to 3,000 w. They are available in six sizes for standard rack mounting. Voltage regulation is obtained using a ferroresonant, line-regulating transformer in conjunction with low forward-drop silicon rectifiers.

Raytheon Co., Dept. ED, Keeler Ave., South Norwalk, Conn.

### Spring-Return Air Clamps

431

Two types offered

Models ACM-110 and ACM-120 clamps are of Zamak alloy with piston rods of ground and polished stainless steel. Sizes are 1-1/8 in. bore and 1- or 2-in. stroke. Holes are provided in the body and the base for horizontal or vertical mounting.

Allenair Corp., Dept. ED, 255 E. 2nd St., Mineola, N. Y.

Price: \$7.75 for ACM-110; \$9 for ACM-120.

Availability: From stock.

### Transistorized DC Converter

637

For microwave system use



Transistorized converter, model 526Z-1 is designed for use in microwave systems. The unit enables complete dc operation of the manufacturers Microwave and Carrier from float charged 28/48-v batteries without any rotating machinery. The converter supplies 130 v dc at 1.4 amps, drawing 8 amp at 24 v dc or 4 amp at 48 v dc. Output ripple is less than 0.1 mv with 0.4 mv average input ripple. Either 24 or 48 v dc may be accommodated by a simple strapping arrangement.

Collins Radio Co., Texas Div., Dept. ED, 1930 Hi-Line Drive, Dallas 7, Tex.

## BRAND-REX TURBO INSULATING SLEEVINGS

Circle the entire range of  
 Tubular Dielectrics

To spot the insulation materials that will solve your problem, just glance through this list of Turbo tubings and sleeveings:

Applicable Specifications	Operating Temperature
<b>TURBO†</b> Varnished Cotton and Rayon MIL-I-3190A NEMA VSI-1957, Type 1 A.S.T.M. D-372	-10° to +105°C
<b>TURBOGLAS†</b> Varnished Glass MIL-I-3190A NEMA VSI-1957, Type 2 A.S.T.M. D-372	-10° to +130°C
<b>TURBOTUF†</b> Vinyl Coated Glass MIL-I-21557 MIL-I-3190A NEMA VSI-1957, Type 3	-10° to +130°C
<b>TURBONITE†</b> Isocyanate Coated Glass Class F Material	-10° to +155°C
<b>TURBOSIL†</b> Silicone Varnished Glass MIL-I-3190A NEMA VSI-1957, Type 4	-10° to +200°C
<b>TURBO 117†</b> Silicone Rubber Coated Glass*	-73° to +200°C
NEMA VSI-1957 TYPE 5	
<b>TURBOTHERM 105†</b> Vinyl U/L A.S.T.M. D-922, Grade C	-17° to +105°C
<b>TURBOLEX 105†</b> Vinyl MIL-I-631C, Grade c	-20° to +105°C
<b>TURBOLEX 85†</b> Vinyl A.S.T.M. D-922, Grade A	-32° to +60°C
<b>TURBOLEX 76†</b> Vinyl MIL-I-631C, Grade a	-39° to +80°C
<b>TURBOLEX 40†</b> Vinyl MIL-I-22076	-55° to +80°C
<b>TURBOZONE 40†</b> Vinyl MIL-I-7444B	-67° to +75°C
<b>TURBOTEMP</b> Teflon MIL-I-22129A AMS-3653 B**	-200° to +250°C

\*\*Also meets applicable performance requirements of MIL-I-631C and MIL-I-3190A

\*Meets performance requirements of MIL-I-3190A

†Registered trade mark

Turbo Tubings are available in all sizes from #24 to 2½". Write for complete information.

BRAND  
 REX

**WILLIAM BRAND-REX  
 DIVISION**

American ENKA Corporation  
 SUDBURY ROAD, CONCORD, MASS.

CIRCLE 79 ON READER-SERVICE CARD

ELECTRONIC DESIGN • December 7, 1960



## Resistance Thermometers

661

Measure from absolute zero to +2,000 F



The APM series of surface temperature thermometers permits measurements over a usable range from absolute zero to +2,000 F. The units consist of platinum wire encapsulated in pure aluminum oxide. Mounted on a thin stainless-steel shim, the thermometer may be cemented, bolted or welded to surfaces of which temperature is to be measured. Response speed of the series is 1/2 sec or better.

Arthur C. Ruge Associates, Inc., Dept. ED, Hudson, N.H.

## Digital Readout

590

Uses high-speed stepping motor

The series 9D digital readout device uses a high-speed stepping motor to drive a number display drum. Code signals developed for the device include a 5-wire, 10-position code and a four-digit, excess-three binary code. Operating power is 4 w, ac or dc pulse. Up to 11 characters are displayed. Operating speed is proportional to input frequency. Unit measures 5/8 x 9/32 in. or 1 x 15/32 in.

Sigma Instruments, Inc., Dept. ED, 80 Pearl St., S. Braintree 85, Mass.

## Audio-Type Delay Line

627

Delay is 1,000  $\mu$ sec



Model F-483 audio-type delay line has a 1,000- $\mu$ sec delay. Attenuation is 3 db at 15 kc. Delay is held to 0.5%. Impedance is 600 ohms. Rise time is 40  $\mu$ sec; cutoff frequency is at 20 kc. Phase linearity is better than 0.5% to 10 kc. Applications include study of special wave forms, sonar returns, sonar ranging and survey analysis.

Control Electronics Co., Inc., Dept. ED, 10 Stepar Pl., Huntington Station, L.I., N.Y.

Price: On request.


Availability: 6 weeks.

## Rexolite® and Brand-Rex Technical Service Answer Most Microwave Insulation Problems

Across the microwave spectrum, from anode toppers to timing blocks; from antennas to duplexer pins, to filament cores, to light pipes, phaser assemblies and probe insulators; from slot arrays to slip ring disks and sweep arms, to transformer locks and cores, to timers and tubes . . . Rexolite plastic dielectrics and Brand-Rex technical service have teamed to stamp "solved" on a long list of complex microwave insulation problems.

And, it's an impressive reason why! Rexolite thermosetting materials offer a wide range of UHF electrical properties and advantages . . . low loss factor, low dielectric constant, and exceptional resistance to radiation. Pure research into dielectrics at the Enka Research Center in North Carolina and applied research and development by the Technical Development Group at the Acton, Mass., plant have resulted, and will continue to result, in significant new Rexolite types. Adding to its usefulness, Rexolite is available in rods and both plain and copper clad sheets which can be machined into an infinite number of simple or complex shapes.

# BRAND-REX REXOLITE



A few minutes spent with samples and comprehensive Rexolite technical data will most surely be a profitable investment for you. Brand-Rex technical service engineers will gladly help, too. A note or call from you is all we need.



**WILLIAM BRAND-REX DIVISION**

**American ENKA Corporation**

DEPT. R, 39 SUDBURY ROAD, CONCORD, MASSACHUSETTS

Telephone: EMerson 9-9630

Vinyl, Teflon, Polyethylene, Nylon and Silicone Rubber Wires and Cables  
Electrical Tubing and Sleeving — UHF Cast Plastics — Plastic Extrusions

CIRCLE 80 ON READER-SERVICE CARD

# Data Handling Systems

## DIGITAL



The DIDAS Transmitter

891362	108572
243895	925841
239810	189463
654958	194857
193847	237583
901205	867493
294736	910485
271057	839120
984752	856321
379824	658493
105447	539582
459233	937562
811278	423038
532485	902475
114857	521054
984735	284731
927411	883746
210473	937561
567482	109235
665820	991375
857395	274837
948573	198573
195847	958473
248571	984421
125434	103425
354321	978679
748275	213486
859483	210084
942106	330198
772689	921006



DIDAS receiving and recording in laboratory conditions

Speedy measurement and analysis of data has become a necessity in modern industry. Armstrong Whitworth Aircraft have developed data handling systems for measurement and remote control. The data can be transmitted at the speed of light by radio, or by cable link, with extreme accuracy. In one system (the DIDAS vehicle system), over 250,000 different readings can be obtained in one minute. Analogue/digital and digital analogue converters, working at over 50,000 conversions a second, eliminate processing bottlenecks. Systems can be engineered to customers' requirements.

- Fully Transistorized
- Extremely High Speed
- Compact
- Reliable
- Modern Construction
- Rugged but light

**SIR W. G. ARMSTRONG WHITWORTH AIRCRAFT LIMITED**, Baginton, Coventry, England  
(A member of Hawker Siddeley Aviation) Gloucester 66781

CIRCLE 81 ON READER-SERVICE CARD

## NEW PRODUCTS

### Silver Circuits Printed on Ceramics 683

Have heat stability to 1,000 F



These silver circuits, which are direct-printed on ceramics or glass, have heat stability to 1,000 F, high bond strength and scratch resistance. Patterns can be applied on flats, rods, tubes, cones and other geometric shapes. Thickness of the circuits ranges from 0.0003 to 0.001 in. Pattern tolerance is  $\pm 0.002$  in. Volume resistivity is  $5 \times 10^{-6}$  ohm-cm.

J. Frank Motson Co., Dept. ED, Flourtown, Pa.

### Parametric Amplifier 689

Provides bandwidth of 35 to 40 meg



Type V-8350 parametric amplifier has an overall noise figure of 2 db and stable gain of 20 db. It uses two wideband variable reactance up-converters for simultaneous amplification and frequency conversion of a signal and its associated source of local oscillator power. By pumping both converters from the same source of X-band power, the if frequency stability is maintained even with variations in pump frequency or phase. Channel capacity is 40 meg when used with a wideband if amplifier.

Varian Associates, Radiation Div., Dept. ED, 611 Hansen Way, Palo Alto, Calif.

### Coercive-Force Ceramic Magnet 705

For making stacks for twt's

Model F-610 high intrinsic coercive-force ceramic magnet is designed for making stacks for periodically-focused twt's. Typical properties include: coercive force, 2,850 oersted; intrinsic

coercive force, 3,050 oersted; residual induction, 3,025 gauss; maximum energy product, 2.10 gauss-oersted; permeance coefficient, 1.07 at  $H_a$  max.


D. M. Steward Mfg. Co., Dept. ED, Chattanooga, Tenn.

Price: \$1 to \$3.50 ea, over 1,000 units.

Availability: 25 to 30 days.

## Digital-to-Analog Converter 633

Output impedance is 2,250 ohm



Model BDA-6 digital-to-analog converter has an output impedance of 2,250 ohm. Two identical modules can be interconnected to form a 12-bit converter having 0.1% accuracy. Each plug-in, etched module contains six stages and can be used as a 6-bit converter. Settling time for a full-scale voltage change at 10 v is 2  $\mu$ sec.


Abacus Inc., Dept. ED, 3040 Overland Ave., Los Angeles 34, Calif.

Price: \$275 per module, \$550 per converter.

Availability: 3 weeks.

## Modular Heat Sink 645

Dissipates almost 60 w at 25 C



Modular aluminum heat sink, model 2401, dissipates almost 60 w at 25 C ambient temperature. It has a thermal resistance between transistor shelf and air of less than 0.8 C per watt. Individual heat sinks are electrically insulated from one another and no mica washers are needed for mounting. Flexibility is provided by assembling the modules in incremental combinations for greater cooling capacity. Performance curves accompany each delivery.

Astro Dynamics, Inc., Dept. ED, 200 Sixth St., Cambridge 42, Mass.



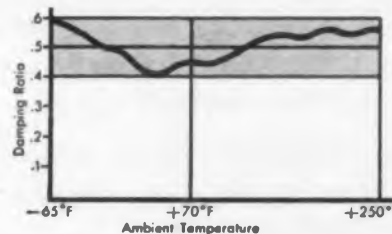
## New Miniature Rate Gyro



Honeywell Miniature Rate Gyro  
Type M-100  
shown actual size

- Full Scale Range: To 400 degrees/sec.
- Linearity: Less than 0.1% of full scale to 1/2 range, less than 2% to full range
- Shock and Linear Acceleration: to 150G
- Size: 1" diameter, 2 1/2" long
- Threshold-Resolution: Less than 0.01 degrees/sec.
- Damping: 0.4 to 0.6 from -65°F to +250°F
- Vibration: 20 G to 2000 cps
- Weight: Less than 6.0 ounces

## WARM-UP TIME after motor run-up... ZERO!



When the chips are down and immediate action is a must, the new Honeywell Miniature Rate Gyros, Type M-100, are always ready. The typical damping of 0.6 at -65°F is obtained *without benefit of heat* from the spin motor, and is held virtually constant up to a temperature of

+250°F. The gyro spin motor, requiring only 15 seconds run-up time, will operate on one (split), two, or three phase power, and is isolated from ground.

Other features of the Type M-100 include: unique quadrilever spring construction to produce greater shock and vibration capabilities than a comparable torsion bar gyro; elimination of one gimbal bearing for lower threshold; maintenance of preload throughout severe environmental conditions through exclusive spin motor construction.


Type M-100 is specifically designed for autopilot damping, radar antenna stabilization, and fire control applications. Its small size, high performance, and ruggedness suit it particularly for advanced military aircraft and guided missile applications. Write for Bulletin M-100 to Minneapolis-Honeywell, Boston Division, 40 Life Street, Boston 35, Mass.

# Honeywell

**H** Military Products Group  
SINCE 1888

CIRCLE 82 ON READER-SERVICE CARD

75<sup>th</sup>  
PIONEERING THE FUTURE  
YEAR



## This is the new Union Crystal Case Relay

The UNION 2-PDT General Purpose Crystal Case Relay is designed to consistently meet the requirements of MS 24250, Mil-R-25018, Mil-R-5757C. Use it where minimum size and *optimum reliability* are essential—in control systems, computers, airborne and guided missile electronic equipment.

To provide vibration immunity, we have incorporated a unique feature in this relay's armature suspension system. A torsion wire is anchored to the armature and backstrap. It acts as a biasing spring; supports the armature and eliminates end play. The relay uses the rotary principle of operation, found in the entire line of extremely reliable Union Switch & Signal miniature relays.

The 2-pole, double throw, bifurcated contact structure increases reliability and efficiency in dry circuit applications. UNION Crystal Case Relays are designed for continuous operations in the  $-65^{\circ}\text{C}$  to  $+125^{\circ}\text{C}$  range.

Union Switch & Signal's manufacturing capabilities and experience make it possible to provide these quality relays in quantity. Manufacturing techniques make it possible to provide the ultimate in reliability.

The new UNION Crystal Case Relay is available with the 0.2" grid-spaced header or "S" type header, with solder lugs, plug-in terminals, or 3-inch leads, and for various operating voltages.

Contact Union Switch & Signal for additional information about this new Crystal Case Relay. Write for bulletin 1064.

Vibration: 20 G—2,000 cps

Shock: 50 G

Temperature Rating:  $-65^{\circ}\text{C}$  to  $+125^{\circ}\text{C}$

Contact Rating: Dry circuit to 2 amp., 28-volt DC resistive load.

*"Pioneers in Push-Button Science"*




**UNION SWITCH & SIGNAL**

DIVISION OF WESTINGHOUSE AIR BRAKE COMPANY —

PITTSBURGH 18, PENNSYLVANIA

CIRCLE 83 ON READER-SERVICE CARD

## NEW PRODUCTS



### Sequence Relay

502

Frame 211 sequence relay is suited for industrial control, automatic process and machine-tool control. Available in dpdt or dpst types, contacts are rated 5 amp at 115 v ac, 5 amp at 24 v dc and 0.5 amp at 115 v dc. Ambient temperature is 40 C max; life is 10 million operations. Struthers-Dunn, Inc., Dept. ED, Pitman, N. J.



### Pushbutton Switches

503

These snap-action, pushbutton switches, in illuminated and non-illuminated versions, have momentary or alternate-action configurations. Included are one or two spdt switches having ratings of 5 amp at 220 v ac and 0.25 amp at 220 v dc. Life is 1,100,000 operations. Truco Engineering Co., Dept. ED, 289 Fairfield Ave., Hartford 6, Conn.



### Axial Fan

504

This fan meets Mil specs for airborne and ground equipment. All models have these ranges: frequency, 50 to 60 or 400 cps; variable frequency, 50 through 440 cps and 50 through 1,000 cps; voltages, 115, 208, 230 and 115 or 230; cfm at 0 in. SP, 90 to 300; SP, up to 4 in. H<sub>2</sub>O. Rotating Components, Inc., Dept. ED, 267 Green St., Brooklyn 22, N. Y.



### Silicon Trigistors

505


Types 3C100 through 3C100A silicon trigistors have ratings to 100 v. Features include: reliable operation down to 1 ma, high sensitivity below 50 ua and isolated leads. Meeting MIL-S-195, the units are for the design of four-layer logic and control circuitry. Solid State Products, Inc., Dept. ED, 1 Pingree St., Salem, Mass.



### Current Source

506

Model CS-51 portable current source is a battery-operated unit having an accuracy of 1.5%. It is for use where constant accuracy of an electrometer is necessary. A ten-step vernier current multiplier varies the current from 1 to 10, extending the maximum range to  $1 \times 10^{-6}$  amp. Gyra Electronics Corp., Dept. ED, Washington & Elm Sts., La Grange, Ill.



### Silicon Diodes

507

Series BC-100 ceramic-case diodes measure 0.11 in. in diameter and 0.25-in. long. They are rated at 1 amp at 50 C, operate at temperatures to 180 C and stand storage temperatures to 200 C. PIV ratings are 50 to 1,000 v. The diodes are adaptable to printed-circuit use. Bradley Semiconductor Corp., Dept. ED, 275 Welton St., New Haven 11, Conn.



### Fixed DC Supply 508

This supply delivers 2,000 v regulated to within  $\pm 1\%$  under these conditions: changes in load current from 0 to 2.4 ma; input-voltage variation from 102 to 124 v over a range of 380 to 420 cps; and ambient temperature changes from  $-54$  to  $+71$  C. ITT Corp., Industrial Products Div., Dept. ED, 15191 Bledsoe St., San Fernando, Calif.



### Coaxial Crystal Mount 509

Model CNB302A video-detector mount is for use in applications where extreme sensitivity is not needed. Nominal tangential sensitivity is  $-40$  dbm from 50 mc to 12 kmc using an AEL10 or 1N23B crystal. Using an AEL10 crystal from 50 mc to 7 kmc, sensitivity can be  $-50$  dbm. American Electronic Laboratories, Inc., Dept. ED, 121 N. 7th St., Philadelphia 6, Pa.



### Input Conditioner 510

For use with strain gages and transducers, model 1-202-AM cancels effects of long lines by using the six-wire, single-shunt calibration technique. It accommodates 1, 2 or 4 active arms. Design is modular. B & F Instruments, Inc., Dept. ED, 3644 N. Lawrence St., Philadelphia 40, Pa.



### Transistor Heat Radiator 511

Type 3AL-692 fits 6-32 stud-mounted transistors. It has a 0.5-in. ID to fit units with a 0.42-in. case diameter. The radiator material is type 2011 aluminum alloy. Mounting hole is  $9/64$ -in., and lead-wire slot is  $3/32 \times 9/32$  in. The Bircher Corp., Industrial Div., ED, 745 S. Monterey Pass, Road, Monterey Park, Calif.



### Universal Connectors 512

Typical of these connectors for solderless installation are the MS units with removable pins and sockets. Basic connectors, pins and sockets for wire gage sizes 8 through 22 and coaxial cables are offered. Hughes Aircraft Co., Industrial Systems Div., Dept. ED, P. O. Box 90904 Airport Station, Los Angeles 45, Calif.



### Toroidal Inductors 513

Having an induction tolerance of  $\pm 1\%$ , these units come in styles such as open-coil and plastic-dipped encapsulated inductors with tapped or through-hole mountings. Five types are offered. All but the open-coil type meet MIL-T-27A. Temperature range for all units is  $-55$  to  $+125$  C. Sprague Electric Co., Dept. ED, Marshall St., North Adams, Mass.



## Look at the specs on this brand new UNION 4-PDT-10 amp. relay

**4-pole 10 amp. rating**  
**Rotary-type armature**  
**Shock: 50 G**  
**Vibration: 30 G—2000 cps**  
**Temperature:  $-65^{\circ}\text{C}$  to  $+125^{\circ}\text{C}$**   
**Contact Rating: 10 amp. 28-Volt DC resistive load**

The new 4-pole, 10 amp. UNION miniature relay is designed to meet the requirements of Mil-R-6106. It has exceptionally sturdy terminals and a very rugged, welded metal armature with glass-coated metal actuators. It has been designed to withstand the toughest environment.

#### For example:

- ... The balanced, rotary-type armature gives maximum resistance to severe shock and vibration.
- ... The glass-coated cylindrical actuators provide full width contact drive to assure square mating of contact surfaces.
- ... It has an all-glass header.

The unique combination of design features in this new UNION 4-pole, 10 amp. relay makes it possible to have a power relay that is extremely rugged, yet takes no more space than the UNION 6-PDT, 2-amp. relay. It is the smallest 4-pole, 10 amp. rotary-type relay now available.

Union Switch & Signal has the manufacturing facilities to immediately handle large quantity orders for this addition to the fine family of UNION Reliable Relays. Call or write today.

*"Pioneers in Push-Button Science"*



**UNION SWITCH & SIGNAL**

DIVISION OF WESTINGHOUSE AIR BRAKE COMPANY —

PITTSBURGH 18, PENNSYLVANIA

CIRCLE 84 ON READER-SERVICE CARD

## NEW PRODUCTS

### DC Wideband Amplifier 501

Common-mode rejection is 120 db to 1.5 kc




Model 1-155 amplifier, using driven-shaft techniques to block out spurious signals, attains a common-mode rejection of 120 db from dc to 1.5 kc and 140 db at 60 cps. It is designed to amplify low-level transducer signals over the dc to 10 kc range and to operate as an all-purpose laboratory instrument. Output is 200 ma, peak-to-peak, and 20 v, peak-to-peak. Frequency response is  $\pm 1\%$  from dc to 5 kc,  $\pm 3\%$  from dc to 10 kc and 30% down at 100 kc. Drift is less than  $\pm 2 \mu\text{v}$  max in 200 hr.

Consolidated Electrodynamics Corp., Dept. ED, 360 Sierra Madre Villa, Pasadena, Calif.

### Mixer-Preamplifier 483

For microwave and guidance systems



Model 62MB-362F1 mixer-preamplifier is for microwave and guidance systems. The 15-to-17-kmc unit is for use as a low-noise, wideband down converter for maser and parametric rf amplifiers. Noise figure is less than 10 db; minimum gain is 25 db. Preamplifier output is matched to 50 ohm.

Microwave Development Laboratories, Inc., Dept. ED, 92 Broad St., Babson Park 57, Wellesley, Mass.

Price: \$1,275 ea, 1 to 9; \$1,025 ea, 10 to 24.

Availability: 30 to 60 days.




THE RAW MATERIALS OF PROGRESS

# FLUORO-CHEMICALS FAMILY *provides new answers in electronics field*

**3M specialty chemicals solve problems of miniaturization, corrosion protection, high-performance insulation, weight savings for electronics manufacturers**

To cope with the increasingly complex design and production problems facing the electronics industry, a new and versatile family—3M Fluorochemicals—lends a powerful helping hand. An entirely new class of chemicals, they offer unique properties that allow designers and production men to surpass yesterday's accepted specification limits.

For today's designs, and for making tomorrow's possible . . . 3M Fluorochemicals offer new chemical, thermal and dimensional stability . . . add flexibility, long life and strength to many electronics parts and assemblies. And 3M research is still expanding the boundaries of this exciting new chemical frontier. Here at work are some outstanding members of this growing 3M family . . .

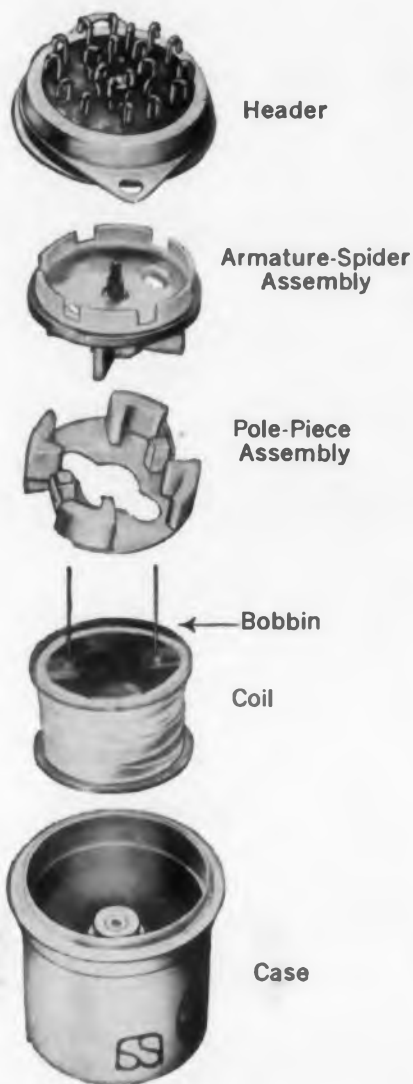


**KEL-F® BRAND PLASTIC** in film form, used in the laminated circuit, right, helped reduce weight from 14 to 2 ounces, compared with old circuit, left. For wire jackets and coatings, encapsulations, relay bobbins and other components, KEL-F Plastic overcomes such problems as rattling vibration, shattering cold, water immersion. Environmental temperatures can range from  $-420$  to  $+390^\circ$  F. for this non-flammable plastic with excellent dielectric and compressive strengths, zero moisture absorption. What production puzzles can KEL-F Plastic solve for you?



**3M BRAND INERT LIQUIDS FC-75 AND FC-43** helped designers miniaturize this power unit by a "factor of six." Properties for these heat transfer fluids: high density, immiscibility and corrosion resistance . . . excellent dielectric strength, limited solubility, high thermal stability and low pour points. What can they cool off for you?

**NEW FLUOREL® BRAND ELASTOMER 2141** provides an outstanding Mooney scorch curve—permits processors to make fast, economical cures . . . such as the O-ring of Fluorel Elastomer, right, which is free from defects of other elastomer O-ring shown. Fluorel Elastomer is non-combustible—provides excellent resistance to corrosives, fuels, solvents, ozone—has minimum compression set. Continuous service may be at 400° F., with reduced periods at 600° F. How can it take the heat off your electronics problems?



**KEL-F BRAND PLASTIC** is used for the bobbin in the above miniature relays used in missiles and ground support equipment. It was selected because it gave satisfactory performance consistently under all operating conditions. Its excellent electrical properties maintain high insulation resistance, especially at temperatures of 125° C. The tendency for electrical current to "creep" along the surface of the spool is almost negligible and it offers good mechanical strength as well. Can you put these electrical insulating properties to work for you?

**Other members of the 3M family of specialty chemicals:**

TURPOL® Brand Plasticizer for rubber compounding • 3M Brand Paint Primer Concentrate for high-strength, non-pigmented primers • KEL-F® Brand Elastomers • CARDOLITE® Brand Resin Flexibilizer for potting and encapsulation • CARDOLITE® Brand Friction Components for brake linings, clutch facings, other friction surfaces. For technical information and assistance about any of these products, write 3M Chemical Division, Dept. KAP-120, St. Paul 6, Minnesota.

"KEL-F", "FLUOREL", "TURPOL" and "CARDOLITE" are reg. TM's of 3M Co.

**CHEMICAL DIVISION**

**MINNESOTA MINING AND MANUFACTURING COMPANY**

... WHERE RESEARCH IS THE KEY TO TOMORROW



**Recovery-Time Reader**

423

Output is go/no-go

This recovery-time reader eliminates the need for an operator to make decisions from an oscilloscope. The unit provides a red, no-go light and a green, go light. The reader is extremely stable. The go/no-go limits are set on a precision potentiometer. Specifications are: speed, 4,000 readings per hr; reverse voltage range, 5 to 40 v; sensitivity, 100 mv.

Contronics, Inc., Dept. ED, 37 Leon St., Boston, Mass.

Price: \$505.

Availability: Three weeks.

**Tape Search Display Units**

644

For rapid manual search



The 840 and 850 series of manual magnetic-tape search display units are solid-state units designed to display time code recorded previously on magnetic tape. The units enable an operator to manually search rapidly reels of multi-channel tape to locate critical segments of recorded tape. The time code is displayed continuously when the tape moves in forward or reverse direction and at rewind or record speed. A 2,500-ft tape reel can be searched in about 2 minutes. Playback speed is from 1-7/8 to 150 in. per sec regardless of original recording speed.

Electronic Engineering Co. of California, Dept. ED, 1601 E. Chestnut Ave., Santa Ana, Calif.

**Germanium Transistors**

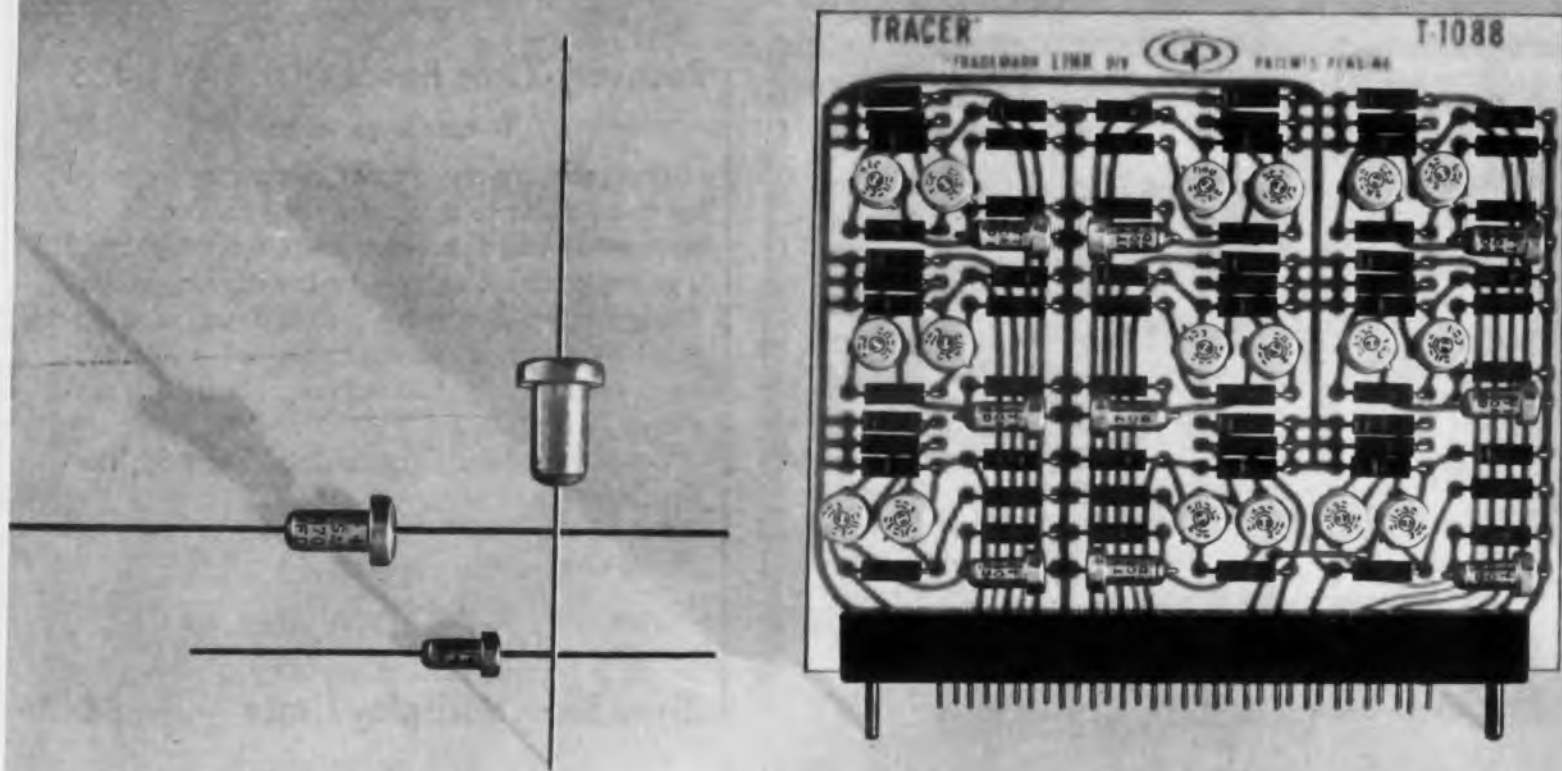
419

Stands 5,000-g constant acceleration

Type JAN-2N158 is designed for use in automation devices to operate relays, control servo motors and drive magnetic amplifiers. Ratings at 25 C include: collector-to-emitter voltage, -60 v; emitter current, 2 amp; dissipation, 17 w; and storage-junction temperature range, -65 to +85 C. The transistor has a minimum-current gain of 21 and a maximum-input voltage of 0.85 v for an  $I_c$  of 0.5 amp and a  $V_{ce}$  of -2 v. The unit meets Mil specs.

CBS Electronics, Dept. ED, 100 Endicott St., Danvers, Mass.

CIRCLE 85 ON READER-SERVICE CARD



Link Division of General Precision, Inc. specified ITT capacitors for this vital portion of its Tracer Identification and Control System, which demands utmost reliability and long life expectancy from every component.

TOTAL PROCESS CONTROL AND DISCIPLINED PRODUCTION DELIVER

## HIGH-RELIABILITY WET-ANODE TANTALUM CAPACITORS FROM ITT

ITT wet-anode tantalum capacitors meet MIL-C-3965B—a fact proved by independent laboratory qualifications tests on ITT capacitors. The reliability and long life expectancy of these competitively-priced capacitors are direct results of ITT's total process control and disciplined production procedures, above and beyond testing standards more stringent than normal industry practice—and backed by ITT's world-wide facilities and experience.



Phone these ITT-CD Capacitor Sales Offices:

Albuquerque . . . . . AX 9-8013	Los Angeles . . . . . HI 8-6325
Boston . . . . . CA 7-2980	Miami . . . . . MI 4-3311
Chicago . . . . . SP 7-2250	Minneapolis . . . . . WE 9-0457
Cleveland . . . . . GR 5-3080	New York . . . . . LO 5-1820
Dallas . . . . . EM 1-1765	Philadelphia . . . . . TR 8-3737
Dayton . . . . . BA 8-5493	Phoenix . . . . . WN 5-2471
Denver . . . . . KE 4-5091	Rochester . . . . . FI 2-1413
Detroit . . . . . TO 8-3322	San Francisco . . . . . LY 1-7321
Fort Wayne . . . . . NA 0641	Seattle . . . . . MA 2-5433
Kansas City . . . . . JE 1-5236	St. Louis . . . . . EV 2-3500

### IN STOCK AT ITT DISTRIBUTORS:

- TWO TYPES—M-Type and P-Type, for applications from -55 to 85 and 125 C. respectively
- 29 VALUES—from 1.75 to 330 mfds over a working voltage range to 125 VDC and maximum surge voltages to 140 VDC
- COMPACT AND RUGGED—sintered tantalum slug in fine-silver cases for 2000-hour life at maximum temperature and working voltage
- GUARANTEED—to 80,000 ft. and accelerations of 20 G's with a 0.1 in. excursion in 50-2000 cps range
- LONG STORAGE LIFE—tantalum-oxide dielectric is completely stable; assures trouble-free operation

**COMPLETE SPECIFICATIONS ON ITT** wet- and solid-anode tantalum capacitors are available on request. Write on your letterhead, please, to the address below.

**ENGINEERS:** Your ITT representative has a complete set of qualifications and quality control tests for your inspection.

## NEW PRODUCTS

### Silicon Power Rectifier 736

Is rated at 5 amp

Type 1N2153 silicon power rectifier, made to meet MIL-S-19500/91, is rated at 5 amp dc continuous duty, at 150 C. The piv rating is 500 v. At rated current the forward drop is 1.2 v max. The reverse leakage is 4  $\mu$ a at 25 C and 500  $\mu$ a at 150 C. Surge current rating is 150 amp for 1/120 sec for a 60-cps sine wave.

Bradley Semiconductor Corp., Dept. ED, New Haven, Conn.

**Price & Availability:** \$7 to \$15; two weeks.

### Transistorized Relay 521 Driver

Will switch a resistive load to 1 kc

This transistorized relay driver provides the power to operate most of the general-purpose relays now available. It will switch a resistive load at frequencies up to 1 kc, at currents up to 1 amp and voltages up to 28 v max. Diode clamping is provided to protect against back surges when used as a relay driver. The turn-on signal is -11 v nominal; turn-off is -3 v nominal. The unit is packaged in a container measuring 7/8 in. diam  $\times$  2-3/16 in. seated height and plugs into a standard 9-pin miniature tube socket.

Engineered Electronics Co., Dept. ED, 1441 E. Chestnut Ave., Santa Ana, Calif.

### Latching Relays 739

Single- and dual-coil types

Type JP single-coil and type JPA or JPB dual-coil, polarized, magnetic latching relays are for electronic logic circuits, computer storage elements, and automated machines. Five mounting variations are supplied with eight 0.2-in. grid-spaced terminals and with one or two additional coil terminals for the two-coil type. Contact rating is



count them . . .



. . . 13 basic types

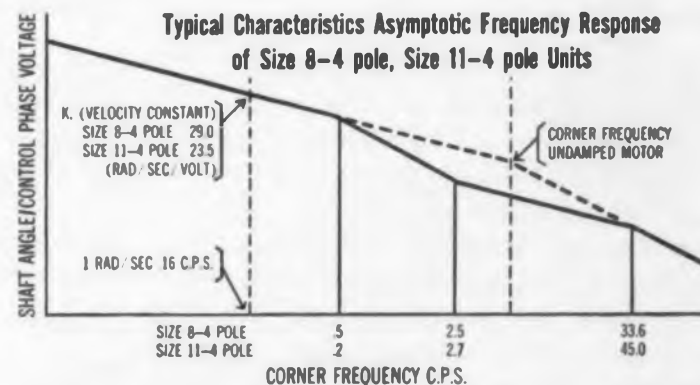
## inertially damped servo motors

**Thirteen lucky solutions** to stability problems! Transicoil's complete new line of acceleration (inertially) damped servo motors matches every conceivable requirement with performance far in advance of previously available models. You can have size 8, 11, 15, or 18 . . . in 4, 6, or 8 poles . . . standard or high torque . . . corner frequencies cut to your special needs. And if necessary, an endless variety of special motor windings and shaft configurations. Highest 3rd corner frequency available in industry assures excellent system frequency response. Also, the large difference between the 2nd and 3rd corner frequencies simplifies amplifier stability requirements.

Using these new damped motors in a system you can operate at higher gain, with less position or velocity error, less backlash sensitivity, increased stability. They're far superior to damping generators in marginally unstable systems. And compared to viscous damping or rate feedback, permit high slewing speed, consume less

power, generate less heat, require less wiring, and need no warm-up period.

SPECIFICATION SHEETS on the complete line are available now on request. Or, just tell us your problems and we'll do our best to come up with a solution.



Foreign: Daystrom International Div., 100 Empire St., Newark 12, New Jersey. In Canada: Daystrom, Ltd., 840 Caledonia Rd., Toronto 19, Ontario.

**DAYSTROM, INCORPORATED**  
TRANSICOIL DIVISION

WORCESTER • MONTGOMERY COUNTY • PENNSYLVANIA

2 amp at 29 v dc and 1 amp at 115 v ac. Units stand shock and vibration.

Allied Control Co., Inc., Dept. ED, 2 East End Ave., New York 21, N.Y.

**Price & Availability:** \$22 for type JP; \$24 for types JPA and JPB. Delivery is 8 to 10 weeks for production quantities.

### Voltage-Regulator Diodes 427

Have silicon-diffused junctions

These 10-w voltage-regulator diodes have silicon-diffused junctions. These vr diodes, designated types 1N1808, 1N2044 through 1N2049 and 1N1351 through 1N1362, have metal-and-glass hermetic seals. Voltage regulation is from 7.5 to 30 v; tolerance is  $\pm 10\%$  on standard types and 5% on "A" versions. Operating temperatures are up to 175 C. Applications include high-current and high-voltage power supplies, and use as coupling devices and biasing elements. The units are also suited for surge protection and voltage limiting and clipping.

General Instrument Corp., Semiconductor Div., Dept. ED, 65 Gouverneur St., Newark 4, N.J.

### Cam-Action Brake 385

Rapidly stops precision motors

This cam-action brake is said to stop precision motors ten times faster than most conventional brake assemblies. In tests, the brake halted an armature rotating at 24,000 rpm within two revolutions. Action is caused by four dimples that register in precision-shaped grooves. These dimples also locate and center the brake shoe without locating pins. Torque can be adjusted by changing the angles of dimples and grooves.

American Electronics, Inc., Electro-Mechanical Div., Dept. ED, 4811 E. Telegraph Road, Los Angeles 22, Calif.

**Availability:** Basic parts are available for assembly to customer's specifications; delivery is 30 to 90 days.

## NEW PRODUCTS

### Telephone Circuit Tester 379

Examines 14 circuits simultaneously

The Swept-Band transmission measuring set indicates if there is a defect in a telephone circuit, and, in some cases, determines the type of defect and location. It can test 14 circuits simultaneously.

The Siegler Corp., Hallamore Div., Dept. ED, Anaheim, Calif.

Price: \$2,000 or with auxiliary units, \$2,500.

### Rotary Trimmer Potentiometer 426

For severe environmental conditions

Type 5001 single-turn, rotary trimmer potentiometer is designed to operate under severe environmental conditions. The unit, having an 0.5-in. diam, is available with bushing or servo mounting. Specifications include: power rating, 2 w at 60 C; standard resistance, 10 ohm to 20 K; resistance tolerance,  $\pm 5\%$ ; linearity tolerance,  $\pm 3\%$ .

International Resistance Co., Dept. ED, 401 N. Broad St., Philadelphia 8, Pa.

Price: Approximately \$10 ea.

Availability: From stock.

### Guarded Wheatstone Bridge 526

Has range of 0.01 ohm to 1,111 meg

Model 4735 guarded wheatstone bridge has a range of 0.01 ohm to 1,111 megohms with a limit of error of  $\pm 0.05\% + 0.001$  ohm up to 100 megohms and 0.5% above 100 megohms. The instrument has complete guarding of the measuring circuit to minimize the effects of stray electrostatic fields. A single-multiplier dial is used and a table is provided for ratio settings for each resistance-decade value throughout the range of the bridge.

Leeds and Northrup Co., Dept. ED, 4934 Stenton Ave., Philadelphia, Pa.



## meet one of the few things **CIRCO** *ultrasonics* can't clean!

Grimy gamins, we admit, are one of the few things that Circo ultrasonic units can't clean. And we gladly relegate such problems in dirt to patient mothers.

But there's very little else that Circosonics® can't clean — and clean **absolutely!**

From gears to glass, from clocks to printed circuits, from housings to hypodermics, from meters to missiles — that's only a little of the high, wide and handsome range of proven applications for Circo ultrasonics.

Fact is, wherever absolute product cleanliness is a must, or where cleanliness has created a production problem — there's a need for Circosonics®.

These amazing units actually blast dirt loose, yet never harm your product — and they do the job in **mere minutes or less!**

Circo, long a leader in degreasers, washers and cleaning machinery of all types, pioneered the field of ultrasonic cleaning and is the only manufacturer delivering 2500 watt and higher units today. So, of course, the application and acceptance of Circo precision-built equipment is as vast as it is varied. And the list grows longer each day.

Chances are there's an application for Circo ultrasonics in your business. Whether you need a bench model or a huge custom-designed conveyORIZED system, Circo engineers can recommend the specific Circosonic® unit to solve your problem. Circo, you see, offers the widest line of ultrasonic units to be found anywhere.

You'll clean-up with Circo in every way: in precision cleaning, in economy, in speed, and in the finest quality.

Here's more specific information 

CIRCO CORPORATION • CLARK, NEW JERSEY 



## WHAT'S YOUR LINE? whatever you make— **Circosonics®** can solve your cleaning problems

Name it — and a Circo ultrasonic unit can do the cleaning job! Swiftly, safely they remove solder flux, fingerprints, polishing compounds, rust or oxides, lubricants, salts and many other contaminants. What's more, Circosonic® cleaning reduces solution consumption and eliminates costly hand operations.



### Mighty meter cleaner!

This Circo ultrasonic Model BC 125 quickly, absolutely cleans delicate meter parts requiring cleanliness to tens of microns. Result? Savings in disassembly and hand labor are dramatically achieved!



### Giant cutting costs!

Custom-built Circo conveyorized degreaser chalks-up big savings for Purolator Products Inc., Wayne, Mich. Linked-up with the production line, this giant degreaser super-cleans filter parts and speeds them on their way in record time, at lowest per unit cost. This unit is simple to operate, easy to maintain, and operates on a continuous production line basis.

- Put Circo's 37 years of experience in planning, engineering and installing cleaning equipment to work for you. Call your nearest Circo office for information and advice. Representation in all major cities.

Clean up with **CIRCO**

**CIRCO CORPORATION**  
ULTRASONICS • WASHERS • DEGREASERS  
Solvents

51 Terminal Ave., Clark, New Jersey

## Polystyrene Capacitors 421

Comes in phenolic case

Type 26P capacitor is housed in a moisture-resistant phenolic case. An insulation resistance of better than  $1 \times 10^6$  meg is possible, even after the unit has been subjected to a 500-hr, 90% to 95% humidity test at 40 C with full rated voltage. Typical applications are: calculators, computers, control circuits, filters and frequency standards.

Atlee Corp., Dept. ED, 330 Bear Hill Rd., Waltham, Mass.

Price: \$0.24 to \$2 ea in lots of 100.

Availability: 30-day delivery.

## Miniature Ceramic Switches 638

Will withstand 175 C



These miniature ceramic switches are designed with high temperature alloys and incorporate new assembly techniques that assure operation to +175 C. The switches provide up to 22 terminals per section, maximum switching combinations per section range from 1 pole, 2 to 12 positions to 6 poles, 2 positions. Voltage breakdown between critical parts is 1500 v rms.

Globe-Union, Inc., Centralab Div., Dept. ED, 900 E. Keefe Ave., Milwaukee 1, Wis.

## Bimetal Disc Thermostats 565

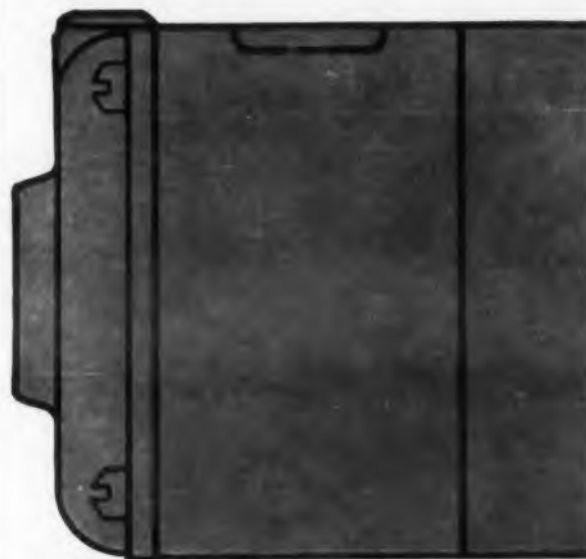
Have differentials of 1 to 4 F

Type MX bimetal disk thermostats provide differentials, as measured on the disk, of 1 to 4 F on special order. Standard units are available with differentials of 2 to 6 F. They weigh about 5 g and resist high accelerations as specified in MIL-E-5272C. Among the applications for the units are: missile, avionic, and astrionic equipment. Available in either semi-enclosed or hermetically sealed types, the devices are rated, based on non-inductive loads, at 3 amp for 25,000 operations, 30 v ac or dc and 115 v ac and to 1 amp, at the same voltage, for 250,000 operations.

Stevens Manufacturing Co., Inc., Dept. ED, P.O. Box 1007, Mansfield, Ohio.

Availability: Samples available a week or less after receipt of request; production quantities furnished 3 to 4 weeks after receipt of order.

◀ CIRCLE 89 ON READER-SERVICE CARD



Holtzer-Cabot Solves Fractional H.P. Motor Problems

## 12 MONTHS CONTINUOUS OPERATION at ambients up to 176°F.

A leading instrument manufacturer\*, had the problem of continual motor failures after 2 to 3 months service in an instrument which required a minimum of one year's continuous duty in maintained ambients up to 80°C. (176°F.)

The thermostated, infra-red instrument in which the motor was to be used, required a 24-hour stabilizing period, dictating that no maintenance be performed.

To solve this problem, engineers from both the instrument company and from Holtzer-Cabot cooperated in the development of a motor with increased radiation area, plus reduced power input. This resulted in a motor temperature rise of only 20°C. as compared with 35°C. in the motors formerly used.

To provide positive lubrication, grease reservoirs were provided outside the bearing and a long-life stable grease suitable for high temperature was selected.

The result was a motor which has now been in successful operation for over 12 months without any motor failure or trace of bearing wear.

\* Name on request

Write for information! Holtzer-Cabot specializes in the design and manufacture of fractional horsepower motors for all types of applications. For complete details on Holtzer-Cabot motors for specific applications, and a copy of "Key Factors in Selecting AC Motors for Instrument Service" write direct or use Readers Service Card.




# HOLTZER-CABOT

MOTOR DIVISION

National Pneumatic Co., Inc., Boston 19, Mass.

CIRCLE 90 ON READER-SERVICE CARD





Background is schematic of world-famous Ward Leonard system of control.

## In modern rheostat circuits, it's SERVICE CONTINUITY THAT COUNTS

Production stopped. Workers idle. But wages, maintenance costs, and fixed charges go merrily on accumulating.

That's the black picture when an industrial control component—specifically a rheostat—fails. That's why reliability is more important than initial cost. In many cases, these irrecoverable charges and costs can quickly far exceed the replacement cost of the faulty components.

And that's why far-sighted designers are more and more specifying Ward Leonard VITROHM ring rheostats for control circuits where performance is a must...in motor and generator field control circuits...for electronic tube filament circuits...wherever substantial amounts of power must be handled with utmost rheostat reliability.

Ward Leonard ring rheostats, in sizes of 25, 50, 100, 150 and 300 watts, feature W/L's exclusive "twin contact shoe" design. Two sintered, self-lubricating contact shoes minimize wear and assure uniform contact pressure, smooth oper-

ation, and maximum reliability.

Special alloy resistance wire—made to W/L's closely monitored specifications to assure highest stability and lowest practical temperature coefficient—is bonded permanently to ceramic core by Ward Leonard's own VITROHM vitreous enamel.

These are just a few of the reasons why VITROHM ring rheostats give you outstanding reliability in industrial control circuits. There are many more quality-engineered features than we can describe here—for instance, highest grade ceramic base and core, durably bonded tinned alloy terminals, and balanced beryllium copper contact arm. You'll find them all in Bulletin 60RR (and for powers above 300 watts, check W/L plate rheostats in Bulletin 60A). For your copy, and for a list of stocking distributors, write: Ward Leonard Electric Co., 77 South St., Mount Vernon, N.Y. (In Canada: Ward Leonard of Canada, Ltd., Toronto.)



ELECTRONIC DISTRIBUTOR DIVISION  
**WARD LEONARD**  
**ELECTRIC CO.** MOUNT VERNON  
NEW YORK  
RESISTORS • RHEOSTATS • RELAYS • CONTROLS  
CIRCLE 91 ON READER-SERVICE CARD

## NEW PRODUCTS

### Transistorized Power Supply 675

Continuously variable from 0 to 40 v dc

Model HC40-50 dc power supply is continuously variable from 0 to 40 v dc, and from 0 to 50 amp. Line regulation is 0.05% and regulation for load changes from 0 to full scale is 0.05%. Ripple does not exceed 2 mv. Input power is 208 v, 60 cps, 3-phase, four-wire wye. The unit measures 17.5 x 20 x 19 in.

Mid-Eastern Electronics, Inc., Dept. ED, 32 Commerce St., Springfield, N.J.

Price: F.O.B. Springfield \$2495.

Availability: 60 days.

### Wire Wound Potentiometers 655

Resistance values from 30 ohms to 200 K



This series of precision, wire-wound potentiometers has 1-1/16-in. body diameters and resistance values from 30 ohms to 200 K. Designed to operate within the temperature range from -55 C to +125 C, the 2 w nominal rating de-rates to 0 at +125 C. Specifications are: insulation resistance, 500 meg; linearity accuracy,  $\pm 0.1\%$ ; normal resistance tolerance,  $\pm 5\%$ ; equivalent noise, 100 ohms. The units have a life expectancy of  $2 \times 10^6$  turns.

Duncan Electronics, Inc., Dept. ED, 1305 Wakeham Ave., Santa Ana, Calif.

### Amplifier and Sweep Expander 410

Plugs into oscilloscope

This amplifier and sweep expander plugs into the firm's model 425 hf oscilloscope. Sweep expansion is in steps of 1, 2, 5, 10 and 20 times. The maximum calibrated sweep rate is 10 nsec per cm and expansion accuracy is nominally within 5%. Vernier sweep positions are provided by a 10-turn potentiometer. The amplifier has a bandwidth of 2 mc and a sensitivity of 0.1 to 20 v per cm. Input impedance is 1 meg, shunted by 25 pf.

Fairchild Camera and Instrument Corp., Allen B. DuMont Laboratories, Dept. ED, Clifton, N.J.

Availability: By March 1961.



ACTUAL SIZE

Amazing, New,  
High Inductance

## WEEDUCTOR

The R.F. Choke that's so small  
you can pack 200,000  
to a cubic foot

Tiny, new, WEEDUCTOR covers a full range of inductances from 0.10  $\mu$ H to 56,000  $\mu$ H yet it measures only 0.157" x 0.375".

Unique ferrite sleeve and core construction provides 560,000 to 1 inductance range in a tiny package... and yet when assembled side-by-side, exhibit less than 2% coupling.

Essex WEEDUCTORS are available immediately from stock. WEEDUCTORS are the latest addition to Essex's broad line of Standard R.F. Choke Coils.

Essex Electronics Standard Line of R.F. Chokes

ESSEX PART NO.	WEEDUCTOR	RFC-S	RFC-M	RFC-L
L $\mu$ H	.1-56,000	.1-100	1.0-1,000	1.0-10,000
Max. Res. $\Omega$	.035-499	.02-6.0	.04-21	.03-80
I Max. mA	3000-26	4000-220	2700-125	4000-80
Dia.	.157	.188	.250	.310
Length	.375	.440	.600	.900

WRITE TODAY  
Free Descriptive Literature  
Available



**ESSEX ELECTRONICS**  
DIVISION OF  
**NYTRONICS, INC.**

550 Springfield Ave., Berkeley Heights, N. J.

CRestview 3-9300

CIRCLE 92 ON READER-SERVICE CARD

## Delay Unit

411

Trigger delay is 0 to 100 nsec

Type 4209 plug-in delay unit provides a precise trigger delay of 0 to 100 nsec and resolution within 0.1 nsec. A ten-turn helical delay line with four-digit in-line readout is provided. The unit is inserted electrically into the external trigger of the firm's model 425 oscilloscope. A selector switch permits trigger source selection from the internal signal, from an external source or from the internal fast-rise generator.

Fairchild Camera and Instrument Corp., Allen B. DuMont Laboratories, Dept. ED, Clifton, N.J.

Availability: By March 1961.

## High-Speed Stepping Switch

681

Operates at up to 240 steps per second



The series 9C Cycloswitch is a stepping switch for high-speed operation at up to 240 steps per second. Switch decks are flush-printed. Brush arrangements can be common to 10-ring, to 20-ring, or both on one or two decks. Operating power ranges from 1/3 to 40 w. Capacity is 1.5 amp at 250 v dc. Average life is 25 million revolutions.

Sigma Instruments, Inc., Dept. ED, 42 Pearl St., S. Braintree 85, Mass.

## Thermocouple Vacuum Gage

415


For ac or battery operation

This portable thermocouple vacuum gage can be operated for 60 hr on the self-contained 1.3-v nickel-cadmium battery or it can be plugged into any 120-v line. The battery recharges when the gage operates on ac. It is calibrated from 1 to 1,000 microns and can be used in a variety of industrial and laboratory applications, including vacuum systems for tube manufacture, metallizing and heat treating.

General Electric Co., Dept. ED, Schenectady 5, N.Y.

Price: \$141 (to user).

Availability: From stock in West Lynn, Mass.



THREE AND ONE-HALF TIMES ACTUAL SIZE.



# CANNON GOLDEN-D SUBMINIATURE PLUGS

DESIGNED ESPECIALLY FOR MISSILE CIRCUITRY AND MAXIMUM RELIABILITY APPLICATIONS

The "Golden-D" Cannon Plugs are engineered to deliver superior performance in a subminiature size! Supplementing our famous standard D-Subminiature line, the "Golden-D" has these

new design features: • MONO-BLOC INSULATORS • PROBE-PROOF CLOSED-ENTRY SOCKET CONTACTS • LOW ENGAGE-

MENT/SEPARATION FORCES • GOLDEN CADMIUM SHELL FINISH • MATES WITH ANY CANNON "D" OF SAME SIZE AND LAYOUT. Wherever maximum reliability

is needed in a submini-


ature multi-contact plug—for both military and industrial applications—ask for the new "Golden-D" ... another reason why you should contact the world's most experienced plug manufacturer for all your plug requirements. The "Golden-D" is available in four types with a large variety of contact layouts. For further information write to:

**CANNON  
PLUGS**

**CANNON ELECTRIC COMPANY, 3208 Humboldt St., Los Angeles 31, Calif.**

# THERMOSTATS

BY *Therm-O-Disc*



## TYPE A—Adjustable

- Slow make or break contacts
- For operating temperatures up to 550°F.
- Resistive load—1500 watts at 120 VAC

- Single pole, single throw or double pole, single throw
  - Manual or automatic reset
- Preset, snap action, non-adjustable
- For operating temperatures up to 300°F.
  - Resistive load—40 amperes at 125 VAC
  - 25 amperes at 250 VAC



## TYPE HL



## TYPE 11T-11

Best suited for controlling temperatures in air streams  
same ratings as TYPE 11T-21

Designed for surface mounting  
also available for watertight mounting

- High ratings with minimum size
  - Single pole, single throw or single pole, double throw
- Preset, snap action, non-adjustable
  - For operating temperatures up to 350°F.
- Blade or screw terminals, exposed or enclosed disc
- Resistive load—6000 watts at 240 VAC
- 3000 watts at 120 VAC
- Inductive load—10 amps, full load at 120 VAC
- 5 amps, full load at 240 VAC



## TYPE 11T-21

## TYPE AF & AL

- For fan motor or limit control
- 3" or 7" sensing element
  - Snap action—adjustable
  - For operating temperatures up to 300°F.
  - Fan or limit rating— $\frac{1}{2}$  h.p. at 120/240 VAC and 125 volt amperes at 120/240 VAC



## TYPE WA

Best suited for controlling temperatures in air streams  
same ratings as TYPE WC



## TYPE WC

Designed for surface mounting  
(with or without mounting bracket)

- Preset, snap action, non-adjustable
- Single pole, single throw
- For operating temperatures up to 350°F.
- Blade or screw terminals, exposed or enclosed disc
- Resistive load—2500 watts at 240 VAC
- 1650 watts at 120 VAC
- Inductive load—4.4 amps, full load at 120 VAC
- 2.2 amps, full load at 240 VAC



## TYPE 20T

- Refrigeration and air conditioning control
  - Hermetically sealed in all-metal case
  - Single pole, single throw
- For operating temperatures up to 200°F.
  - Resistive load—1000 watts at 120/240 VAC



Detailed information on request  
Minimum production order quantity accepted—25



**THERM-O-DISC, Incorporated Mansfield, Ohio**

CIRCLE 94 ON READER-SERVICE CARD

## NEW PRODUCTS

### Hermetically-Sealed Electric Counter 484

Meets military specifications



Model 5-YE-9156-ER hermetically-sealed electric counter meets military specifications. Applications include missile ground-support equipment and aircraft instrumentation. High-speed units operate to 2,400 cpm; standard units operate to 40 cps. The units reset electrically in 105 msec. They can operate under water.

Durant Manufacturing Co., Dept. ED, 1993 N. Buffum St., Milwaukee 1, Wis.

### Motor-Driven Fan 420

Has a two-pole motor

Designed to provide ground cooling for electronic gear at a low noise level, this fan has a two-pole motor which operates with a 60-cps, three-phase power supply of 115 or 200 v at 0.6 amp per phase. The axial flow machine turns at 3,375 rpm and obtains a static pressure rise of 3.2 in. of water at a flow rate of 120 cfm.

The Garrett Corp., AiResearch Manufacturing Div., Dept. ED, 9851 Sepulveda Blvd., Los Angeles, Calif.

Availability: 21 days for delivery of samples.

### Neon Indicator Light 482

Generates its own firing voltage



This neon indicator light generates its own firing voltage from any applied dc voltage of 4 v or is switched from signals as low as -2 v dc. It can be operated directly from the basic power supply or additionally controlled by a high-impedance signal. For portable, battery-operated

or low-voltage equipment, this miniature unit can show visually the logical condition of high-speed computer flip-flop modules.

Telex, Inc., Special Products Div., Dept. ED, 1633 Eustis St., St. Paul, Minn.

Price: \$7.35 ea, 1 to 499; \$6.90 ea, 500 to 999; \$6.50 ea, 1,000 and over.

Availability: 4 weeks.

### Immersible Transducers 413

Complete line offered

These immersible transducers operate on a feedback sensing principle which eliminates the need for constant tuning of the ultrasonic cleaning equipment to suit changing load conditions. Three units are available for use with the Auto-sonic 300-w generator and two units are for use with the 700-w generator.

Powertron Ultrasonics Corp., Dept. ED, Patterson Place, Roosevelt Field, Garden City, N.Y.

Price: \$425 to \$975 for one.

Availability: From stock, in large quantities.

### Mobile Dynamotors 491

For dc-dc power conversion



Series 601 mobile Dynamotors are for environments where dc-to-dc power conversion is required under severe ambient stress, shock and vibration conditions. The units operate from 24 to 30 v dc, and generate 1 to 3 outputs from 0 to 1,500 v dc. Load regulation is 4%, no load to full load. Ripple is 3.5% max, peak-to-peak, full load. Temperature range is -55 to +65 C.

Electric Specialty Co., Dept. ED, 211 South St., Stamford, Conn.

### Silicon Diodes 396

Meet Mil specs

These units are available in 35 types to meet Mil specs. All are for operation to 200 C. Types 1N482A through 1N488A and 1N482B through 1N486B are high-conductance, high-resistance

units; types 1N482 through 1N488 are high-conductance units; types 1N456A through 1N459A and 1N461A through 1N464A are general-purpose, high-conductance units; types 1N456 through 1N459 and 1N461 through 1N464 are general-purpose units. Size is 0.265 x 0.105 in. and upper temperature limit is 200 C.

Raytheon Co., Semiconductor Div., Dept. ED, 200 First Avenue, Needham, Mass.

Availability: Immediate.

## Welding Unit 424

Heat is developed in 3 to 16 msec

Designed for welding delicate assemblies, this unit can be used for joining metals of high thermal conductivity. Heat is developed in 3 to 16 msec. The unit requires 200 w.

Product Engineers Inc., Dept. ED, Pickwick & Salmon St., Philadelphia, Pa.

## Strain-Gage Power Supply 474

Output drift is less than 0.1% to 50 C



Type 3-139 power supply has an output drift of less than 0.1% from 0 to 50 C for all load and output voltage conditions. Long-term drift is less than 0.1% for 200 hr. Output is 2 to 15 v, continuously variable, at 0 to 200 ma. Output voltage varies  $\pm 0.05\%$  for 10% line changes from 95 to 135 v. Ripple is 0.5 mv peak-to-peak for all load and output conditions. The unit is designed for plug-in mounting.

Consolidated Electrodynamics Corp., Dept. ED, 360 Sierra Madre Villa, Pasadena, Calif.

## Blower Motor 611

For vane axial blowers

Model C-20-37 blower motor is suitable for both military and industrial applications. Specifications include: horsepower, 3/4 hp; voltage, 200 v at 400 cps, three-phase; speed, 22,300 rpm; torque, 2.83 oz-in. The unit weighs 3-5/8 lb.

Kearfott, Div. of General Precision, Dept. ED, 1150 McBride Ave., Little Falls, N.J.

for  
space  
systems

# 20kW CW at X-band



It's likely that Varian can provide a solution for your particular system design problem. There's a good way to find out: write Tube Division.

Varian's new VA-849 amplifier klystrons are rated to deliver higher CW power at X-band than any existing tube in the world . . . 20kW!

Varian's new VA-849 power klystron opens up a variety of new design approaches to space systems. Possible applications exist in communication concepts such as repeater satellites, moon-bounce signalling, or in reflections from clouds of tiny orbiting needles. Radio astronomers, too, will welcome the VA-849.

Immediate applications include CW radar and illuminator service. Low incidental noise. Water cooling. Electromagnet focusing. Another significant advance in microwave components from Varian's broad experience and research in super-power tubes.

### FEATURES

- 7.125 to 8.5 kMc
- 20 kW CW
- 50 db Gain.
- 30 Mc Minimum Bandwidth
- Tunable 60 Mc.



**VARIAN associates**

PALO ALTO 21, CALIFORNIA

Representatives throughout the world

KLYSTRONS, WAVE TUBES, GAS SWITCHING TUBES, MAGNETRONS, HIGH VACUUM EQUIPMENT, LINEAR ACCELERATORS, MICROWAVE SYSTEM COMPONENTS, NMR AND EPR SPECTROMETERS, MAGNETS, MAGNETOMETERS, STALOS, POWER AMPLIFIERS, GRAPHIC RECORDERS, RESEARCH AND DEVELOPMENT SERVICES.

General Electric Offers

## 2 New Compact, Lightweight VTM's



### NEW HIGH-POWER (50 W MIN.) VOLTAGE-TUNABLE MAGNETRON Type Z-5424

2900 to 3200 mc. Specially designed for airborne ECM, remote telemetry, data link systems and rapidly tuned radar. Compact and lightweight . . . a 42.5 cu. inch package, weighing only 4.5 lbs. Gives approximately 60 percent conversion efficiency.



### NEW COMPACT VOLTAGE- TUNABLE MAGNETRON—ONLY 24 oz. Type Z-5337

2900 to 3100 mc. 4 watts (min.) output. Bowl-magnet design reduces size (only 15 cu. inches) as well as weight. Also offers increased reliability. One of several similar designs ranging from 1625 to 4400 mc., with outputs in the order of 2 watts. Now available for applications in missiles and aircraft.

### General Electric VTM line offers you these outstanding features...

**LINEAR TUNING** permits design of simpler circuits. **HIGH EFFICIENCY** eliminates need for forced air-cooling. Reduced battery load increases battery life. **UNIFORM POWER SPECTRUM** assures driving traveling-wave tubes at optimum conditions. **SMALL SIZE** aids in design of compact, lightweight equipments.

**SELECT, THEN SPECIFY** General Electric VTM's. For application engineering assistance in simplifying new or retrofit circuits . . . for sample price and availability, contact nearest G-E Power Tube Sales Office. Bulletins PT-1 and PT-39 available. *Power Tube Department, Section 8481-30, General Electric Company, Schenectady 5, New York.*

265-02

POWER TUBE DEPARTMENT

GENERAL  ELECTRIC

#### G-E Power Tube Department FIRST with the finest in:

- Ignitrons
- Thyratrons
- Magnetrons
- Metal-ceramic tetrodes
- Camera pick-up tubes
- Traveling-wave tubes
- Parallel-plane microwave tubes
- High-power duplexers
- High-power waveguide filters
- Klystrons

## NEW PRODUCTS

### Linear Amplifier 727

For pulse amplitude spectroscopy

Model 30-16 linear amplifier is designed for pulse amplitude spectroscopy. Input pulses from 0 to 80 v are accepted; discriminator output pulses are 15 v negative or 25 v positive. The unit has a gain of 10,000. Its internal pulse generator has three operating positions: two fixed positions of +20 and +40 v; an output position variable between 0 and 45 v.

Radiation Instrument Development Laboratory, Inc., Dept. ED, 61 E. North Ave., Northlake, Ill.

### Current Detecting System 378

For hf use

Model P6016 ac probe and model 131 amplifier are for use with a wide-band oscilloscope. The system provides accurate displays for observation and measurement of current wave-forms of low amplitude and fast rise-time. Current range is 1 ma to 10 amp. Pass-band, with a 30-mc oscilloscope, is 50 cps to 17 mc.

Tektronix, Inc., Dept. ED, P. O. Box 500, Beaverton, Ore.

Price: Probe, \$75; amplifier, \$160. Availability: From stock.

### DC-to-DC Power Converter 434

Supplies 12 v dc from 6-v battery

This power converter operates 12-v electronic equipment in vehicles with 6-v electrical systems. With input voltage nominally at 6.3 v, the unit will supply output currents from 2 to 25 amp at 12.6 to 14.0 v. It operates over an ambient temperature range of -30 to +65 C. A 6-v continuous-duty relay is provided to turn the converter on and off. The unit measures 5-1/2 x 8 x 4 in. and weighs 6 lb.

Hoover Electronics Co., Dept. ED, 110 W. Timonium Road, Timonium, Md.



When precise temperature control is mandatory

## STEMCO TYPE MX THERMOSTATS

are a must

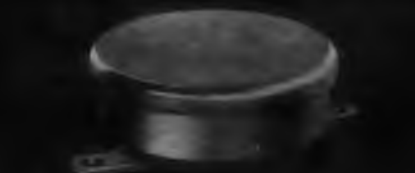
In missiles, avionics, astronics, or any electronic application requiring the closest temperature control, check into Stemco Type MX Thermostats first. They're compact for minimum cubage... light in weight... withstand high G loads... are absolutely reliable under wide ambient temperature swings.

Basic design flexibility of Stemco Type MX Thermostats means they can be supplied from regular production runs in a wide variety of models. Semi-enclosed types with metal bases; hermetically sealed types in round enclosures or crystal cans. Wide selection of terminal arrangements, mounting provisions, brackets, etc., available. Units individually packaged in polyethylene with inspectors' readings of disc opening and closing temperatures.

Stemco Type MX Thermostats give you precision performance... small cubage... rugged reliability... at a realistic cost.

A-1641A

2° to 6°F differentials available  
1° to 4°F differentials on special order



**TYPE MX HERMETICALLY SEALED**—Electrically independent bimetal disc. Rated 3 amperes. Basis 250,000 operations



**TYPE MX SEMI-ENCLOSED**—Electrically identical to Type MX Hermetically Sealed. Both Types available with one terminal grounded or both terminals insulated.



### Translator-Converter 364

For between IBM cards and tape

Model 312 translator-converter provides tape-to-card or card-to-tape conversion at 20 card columns per sec. Code-to-code conversion is at the rate of 60 tape characters per sec. Paper tape input is from the firm's model 420 PR, in any code at up to eight channels. For card-tape conversion, the system is linked to an IBM 024-026 key punch.

Tally Register Corp., Dept. ED, 1310 Mercer St., Seattle 9, Wash.

Price: \$9,300.

### DC Null Detector 525

Offers four degrees of sensitivity

Model 9834 guarded dc null detector offers four degrees of sensitivity, over a range of 1,000 to 1, and has a noise level of less than  $\pm 0.1 \mu\text{v}$ . When used with guarded potentiometers and bridges its guarded circuit eliminates errors that might result from leakage currents under adverse humidity conditions. The unit has an input impedance of 40,000 ohms, and is designed to provide maximum sensitivity around the null point. The detector amplifier can saturate on large signals, in conjunction with the non-linear meter circuit, this prevents off-scale deflections.

Leeds and Northrup Co., Dept. ED, 4934 Stenton Ave., Philadelphia, Pa.

### Patchcords 368

Contact resistance is 0.3 milliohms

A silver-plated plug gives these patchcords a contact resistance of 0.3 milliohms. They feature flexibility through the use of a conductor consisting of 56 strands of 0.006 in. diameter copper and a two-layer soft PVC insulation. Type 1120 has dual branching in line and cross-wise for multiple connections, type 109 does not have branching. The patchcords are available in six colors.

Kurt Roedl Co., Dept. ED, 1378 Crest Drive, Encinitas, Calif.

STEVENS manufacturing company, inc.  
P. O. Box 1007, Mansfield, Ohio

STEMCO

THERMOSTATS

## NEW PRODUCTS

### Germanium Transistors

381

For amplifier and switching applications

Types 2N650, 2N651 and 2N652 pnp transistors are designed for amplifier and switching applications in the af range. Maximum collector-to-base voltage is 45 v, collector-to-emitter voltage is 25 v, collector current is 250 ma, and junction temperature is 100 C. The units are housed in a TO-5 JEDEC package and have a maximum free-air power dissipation of 200 mw.

Sylvania Electric Products Inc., Dept. ED, 730 Third Ave., New York 17, N.Y.

Price: 2N560, \$1.88; 2N651, \$2.10; 2N652, \$2.40.

Availability: Through distributors.

### Band-Shift Modulator 732

Contains 35 translator units

This band-shift modulator filters and translates the audio spectrum into frequency bands that can be examined individually and simultaneously with a high degree of resolution. Thirty-five individual translator units are assembled into a two-rack assembly to provide complete instrumentation for 35 140-cps spectrum segments falling between 150 and 5,000 cps. The over-all unit consists of 7 five-channel assemblies operating from a common power supply.

Rixon Electronics, Inc., Dept. ED, Silver Spring, Md.

### Pulse Transformer 546

For use in airborne-radar system

This unit, weighing less than 22 lb, delivers 50% more power than the 38-lb unit it replaces. It has a trigger-winding pressure switch, an rf-filter choke and an additional 400-w cooling capacity.

General Electric Co., Light Military Electronics Dept., Dept. ED, Schenectady, N. Y.



### "Scratch the contact—it's a whale."

The false alarms which have continuously plagued antisubmarine warfare operations will be eliminated by a new sonobuoy under development by Chance Vought Electronics Division under the sponsorship of the Navy's Bureau of Weapons. This unique electronic device is being tested now against Navy surface ships and submarines at Key West, Florida.

Vought sees this sonobuoy as part of a family of new ASW systems which would converge from the sea, air and space to pin down enemy subs. Other links in this three-dimensional defense are also taking form at Chance Vought, where the combined resources of all divisions provide the broad capability required.

CHANCE  
VOUGHT



ELECTRONICS  
DIVISION

DALLAS, TEXAS



## Electronic Scanner 528

Switches 50,000 data points per sec

This scanner sequentially switches data points in the form of contact closures or voltage levels at the rate of 50,000 points per sec. It switches output lines by a pulse of -10 v, minimum amplitude, of 5- $\mu$ sec duration. The unit is made up of type CM-115 decade scanner and type CM-113 gate-circuit modules. Maximum switching capacity is 199 points.

Datex Corp., Dept. ED, 1307 S. Myrtle Ave., Monrovia, Calif.

## Sensitive DC Relay 537

Adjusts for marginal operations

Relays RSH-3D and RSH-6D have integral-adjustment screws which permit changing the ratio of drop-out to pull-in up to 50% before the relay is hermetically sealed. High resistance coils, to 28,500 ohms are designed for plate circuit use. Operating conditions are: initial contact resistance, 0.05 ohms max; insulation resistance, 1,000 meg min; operate time, 20 msec max; release time, 10 msec max. Operate time and release time are figured at nominal current and +25 C.


Allied Control Co., Inc., Dept. ED, 2 East End Ave., New York 21, N.Y.

## Miniature Commutator 547

Measures 2-3/16 x 3-1/4 x 1 in.

Model 6-15 commutator measures 2-3/16 x 3-1/4 x 1 in. and weighs 11 oz. Contact life is 50 x 10<sup>6</sup> cycles at 500 rpm; equivalent noise resistance is less than 14 ohms. Continuous current rating is 50 ma. The unit has a variable sweep rate and an open-circuit resistance greater than 5 x 10<sup>9</sup> ohms. It meets MIL-E-5272C specifications.

Acton Labs, Inc., Space Instrumentation Div., Dept. ED, 533 Main St., Acton, Mass.



## chooses Tung-Sol transistors for automatic air traffic control vocal system

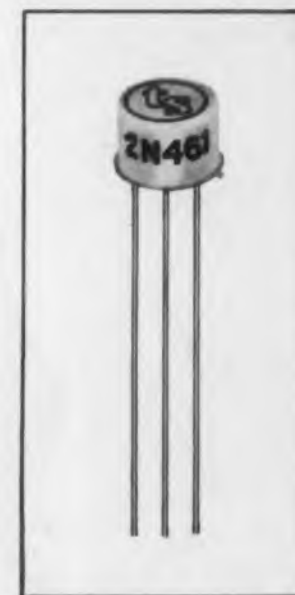
The Cook Electric Automatic Voice Relay is an integral part of a highly advanced system known as Volscan which is designed to relieve the hazards of air traffic congestion over modern airports. The AVR automatically generates flight path instructions vocally to pilots waiting to land, on the basis of data submitted to it by radar. A plane can be brought in every 30 seconds by the system.

Naturally, the highly critical nature of the system's function demanded that components selected to operate in the system meet the highest reliability standards. For this critical amplification and detection circuits in the AVR, Cook specified Tung-Sol transistors. More than 2000 Tung-Sol 2N461 germanium transistors were assigned to these significant tasks. Cook stipulated the reasons for selecting Tung-Sol: "We found

that Tung-Sol transistors more than satisfied the high reliability requirements for this operation. Moreover, Tung-Sol was able to meet a rapid delivery schedule."

Why don't you get the benefit of Tung-Sol component knowledge and experience too? Tung-Sol components — whether transistors, tubes or silicon rectifiers — fill virtually every commercial and military application with unexcelled dependability. Tung-Sol applications engineers will be glad to recommend the best components for your design. Tung-Sol Electric Inc., Newark 4, New Jersey. TWX: NK 193.

Technical assistance is available through the following sales offices: Atlanta, Ga.; Columbus, Ohio; Culver City, Calif.; Dallas, Texas; Denver, Colo.; Detroit, Mich.; Irvington, N. J.; Melrose Park, Ill.; Newark, N. J.; Philadelphia, Pa.; Seattle, Wash. Canada: Toronto, Ont.



# TUNG-SOL®

Sales Manager D. F. Cross offers "off-the-shelf" delivery of performance-proved General Electric micro-miniature relays

**"This 4-pole micro relay can be switching your critical circuits just two weeks from today!"**

There is still time to order General Electric 4-pole micro-miniature relays for equipments to be wired week after next. You can now get standards direct from stock.

Since its introduction a year ago, the G-E 4-pole micro has earned an "on-the-job" reputation for reliability in critical electronic circuit designs.

In part, this reputation stems from exclusive design features, such as all-welded construction to eliminate solder contamination—always a threat to relay reliability. This structural advantage helps make possible mechanical life of well over 10 million operations.

And, you can choose from six different mounting forms for chassis or printed circuit board—all immediately available from stock.

If your critical circuits require high performance power or low-level relays (rated 2 amps, 26.5 volts d-c or 1 amp, 115 volts a-c resistive), I'd like to airmail you specifications on our 4-pole micro-miniature relay. For even faster service, call or wire your local General Electric Sales Engineer. 792-19B

*Don Cross*

D. F. Cross, Section E792-19  
General Electric Co., Waynesboro, Va.

Dear Don: Please rush complete specifications on your high-reliability General Electric 4-pole micro-miniature relay.

Name \_\_\_\_\_

Company \_\_\_\_\_

Address \_\_\_\_\_

City \_\_\_\_\_ State \_\_\_\_\_

GENERAL  ELECTRIC

## NEW PRODUCTS

### Fotoceram Wafers 524

For microelectronics use

Shaped by a photographic process, these wafers can be made in intricate detail without dies or drills. The pattern for the wafer is implanted on photosensitive glass and the image etched away by acid. The glass is then heat treated to form a rugged ceramic material that takes metallizing well. One wafer, measuring 1.25 x 0.6 x 0.055 in., contains eight protruding contact bars, three slots and 19 tiny holes. Several wafers can be stacked for complex circuitry.

Corning Electronic Components, Corning Glass Works, Dept. ED, Bradford, Pa.

### Sonic-Delay Lines 531

Delays are from 2  $\mu$ sec to 20 msec

Available to military electronic design engineers, these sonic-delay lines can provide delays of 2  $\mu$ sec to 20 msec. Typical loss for a sonic-delay line of 1-msec fixed delay is 30 to 35 db. Temperature coefficients of delay are as low as 1 ppm per deg C. Maximum bandwidth is 1.25 mc.

General Electric Co., Heavy Military Electronics Dept., Dept. ED, Court Street Plant, Syracuse, N.Y.

Availability: Sample and production quantities, 4 to 6 weeks.

### Crossbar Switch 373

Handles up to 1,200 circuits

This crossbar switch is offered as an accessory package module. The module combines the switch with the multi-contact connectors in a package measuring 24 x 8-3/4 x 12-1/2 in. It can be mounted in a standard 24-in rack or two units can be mounted in a 19-in. rack.

North Electric Co., Dept. ED, Galion, Ohio.

Price: \$1,000.

## Modules

### Remote-Readout 516 Provide six-digit in-line readouts

These 3 remote-readout modules provide six-digit in-line Nixie readout for numerical data display. Model 342 reproduces the output reading of the firm's line of "Aptimeters." Model 343 is equipped with integral amplifiers and power supply for ten-line-per-digit input such as might be obtained from an ADC, decade counter or other digital-output device. Model 344 is equipped with integral amplifiers, power supply and a binary-decimal decoding network to permit driving the Nixies from 1, 2, 2, 4 or 1, 2, 4, 2 binary-coded-decimal devices.

Transistor Specialties Inc., Dept. ED, Terminal Drive, Plainview, Long Island, N.Y.

Price: For model 342, \$345.

Availability: For model 342, 60 days.

### Data Digitizing System 557

#### Automates microscope readings

This data acquisition and recording system is intended to automate microscope readings. The system converts translational motions of a film-scanning microscope along three axes into coded digital data on punched paper tape. These provide 1,000 counts per shaft revolution and have a capacity of 100,000 counts. Visual display of total count is provided.

Datex Corp., Dept. ED, 1307 S. Myrtle Ave., Monrovia, Calif.

### High Frequency Filter 436

#### For ground and airborne radar systems

This filter can be built for any adaptation up to a 40-mc range. Typical specifications are: bandwidth, 150 kc to 3 mc; insertion loss, inversely proportional to bandwidth; impedance, 73 to 10,000 ohms; center frequency, 15 or 30 mc; shape factors (60 to 6 db), 3:1 to 12:1.

Electro Networks, Inc., Dept. ED, 1920 Park St., Syracuse, N.Y.

Clevite's rectifiers find broad use as general purpose diodes in computers and as rectifiers in magnetic amplifiers, dc to dc converters and power supplies.

They are particularly useful in airborne applications where switching of equipment may generate high voltage transients in the line which would burn out ordinary diodes. Designed for maximum reliability, Clevite rectifiers provide high dissipation — 600 mw . . . high voltage — up to 600 v . . . high temperature — up to 150 ma at 150 C.

Where fast switching is not required, these rectifiers offer definite advantages in size, costs and superior overload protection. They are available in military types conforming to MIL E-1 1143 (USAF).

Send for bulletin B217-3B

## DIFFUSED SILICON RECTIFIERS

Diode Type	Maximum DC Inverse Blocking Voltage (Volts)	Maximum Average Forward Current (ma)	Maximum Forward Voltage (V) at 100 ma
1N615	275	1000	1.0 @ 200
1N617	400	1000	1.0 @ 100
1N640	600	1000	1.0 @ 100
1N621	100	100	1.0 @ 100
1N601	100	100	1.0 @ 100
1N683	400	200	1.0 @ 100
1N650	500	200	1.0 @ 200
1N607	600	200	1.0 @ 200

A DIVISION OF

**CLEVITE**  
CORPORATION

Reliability in Electronics

**CLEVITE TRANSISTOR**

200 Smith Street, Waltham, Massachusetts • TWInbrook 4-7110

CIRCLE 101 ON READER-SERVICE CARD ➤

## Daven precision wire wound resistor...

Type 1282      actual size

**makes other miniatures  
look like giants!**

**DOWN, DOWN, DOWN** go the dimensions of Daven precision wire wound resistors. The latest: a micro-miniature resistor that is the **smallest ever made!** Developed for a major missile program to meet stringent space requirements without sacrificing reliability, this Type 1282 meets all specifications of MIL-R-93B, Amendment 3, except physical size.

Specify Type 1282, or other units in the Daven micro-

miniature family, for all of your small-size, high-reliability wire wound resistor requirements. Available in all tolerances and temperature coefficients.

Type	Diam	Length	Max Watts	Max Ohms
1250	1/4	1/2	.33	1 megohm
1273	1/4	5/16	.25	400K
1274	3/16	3/8	.25	250K
1282	1/8	1/4	.05	100K
1284	1/4	27/64	.25	1 megohm

Write today for complete information!

THE **DAVEN** CO.



LIVINGSTON, NEW JERSEY

TODAY, MORE THAN EVER, THE DAVEN © STANDS FOR DEPENDABILITY

## NEW PRODUCTS

### Magnetic Shield 380

For electron and proton beams

This 18-piece Netic, Co-Netic magnetic shield acts as a divisionary shield against magnetic effects on electron or proton beams conveyed axially through the shield. The unit consists of three coaxial cylindrical enclosures spaced 1/4 in. apart. Outer shield is constructed of Netic S3 with 0.049 in. cadmium iridite finish; two inner shields are made of Co-Netic AA. The system can be evacuated. Sectional construction facilitates installation.

Magnetic Shield Div., Perfection Mica Co., Dept. ED, 1322 N. Elston Ave., Chicago 22, Ill.

*Availability: Made to order; delivered in 4 to 6 weeks.*

### Audio-Output Transformer 429

Frequency response is  $\pm 0.5$  db

Model 16595 audio-output transformer has a frequency response of  $\pm 0.5$  db from 20 cps to 5 kc. The secondary of this push-pull unit consists of four separate windings, each rated 67 v rms at 97 amp. Efficiency rating is 99.2%. The 3,000-lb unit is for applications requiring high current and efficiency.

Ling-Altec Electronics, Inc., Altec Lansing Div., Dept. ED, 1515 S. Manchester Ave., Anaheim, Calif.

### Translator Circuit 441 Module

Translates 4-bit binary codes to decimal

The CM-104 circuit module translates 4-bit binary codes to decimal. The transistorized printed-circuit unit, for plug-in mounting, contains 10 AND-gates with NOT-AND inverters. The 5 x 4 x 0.093-in. module operates at ambient temperatures from  $-45$  to  $+55$  C.

Datex Corp., Dept. ED, 1307 S. Myrtle Ave., Monrovia, Calif.

## Power Supply 440

Provides 12 currents

Model CS-309A precision current source provides 12 currents of positive or negative polarity over a 1 ma to 2 mpa range. Accuracy is 1%. The unit is for use in calibrating current-measuring instruments that have relatively low input impedance. Source of the current is a 1.34-v mercury cell combined with precision resistors.

Elcor, Inc., Dept. ED, 1225 W. Broad St., Falls Church, Va.

## Zener-Diode 438 Regulated Power Supplies

Outputs range from 6 to 24 v dc

These Zener-diode, regulated power supplies have outputs ranging from 6 to 24 v dc. The 5-oz, hermetically-sealed units measure 1-5/8 x 1-3/4 x 2-1/4 in. The dc output is isolated to have a total distributed capacitance-to-ground of 25 pf. The units are for use in transistor and vacuum-tube circuits that require a dc power or voltage source that is capacitively and conductively isolated from ground. Leakage resistance between output and ground exceeds  $50 \times 10^3$  meg, breakdown voltage exceeds 1,000 v. The units can be furnished for operation from 6.3 v ac or 117 v ac. Maximum dc output current varies from 8 ma at 6 v to 2 ma at 24 v.

Elcor, Inc., Dept. ED, 1225 W. Broad St., Falls Church, Va.

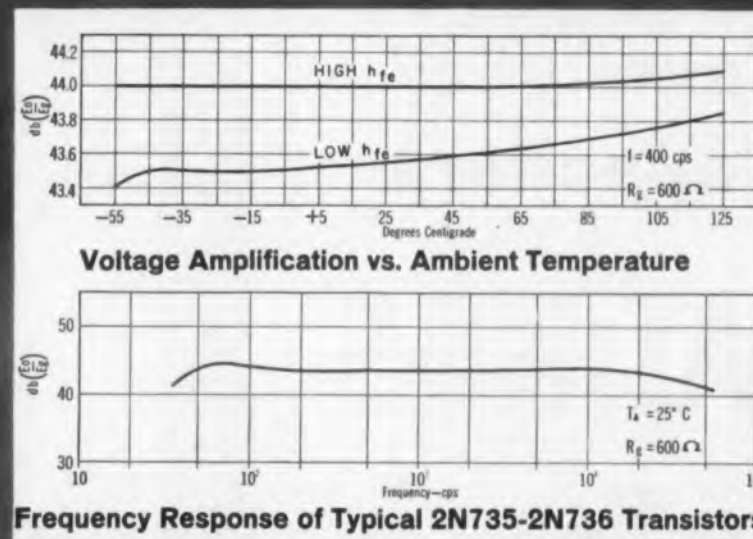
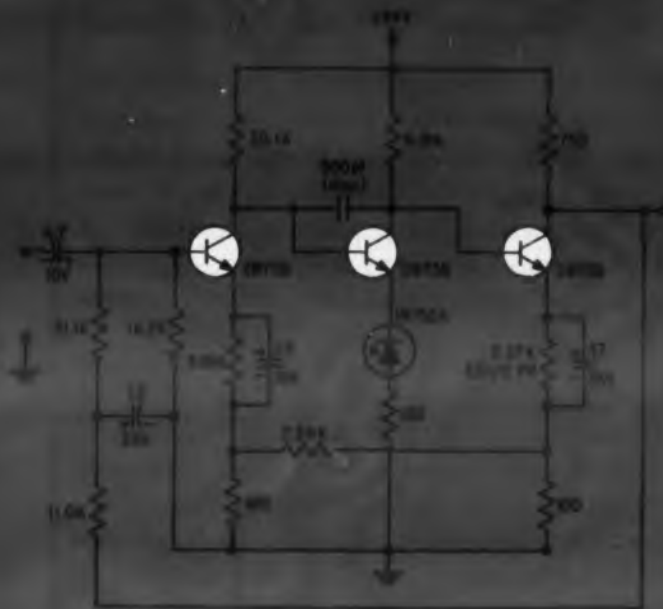
## Isolated Power 439 Supplies

Shunt-to-ground capacitance is 25 pf

Three isolated power supplies, called Isoplys, have output ratings of 300 v at 20 ma, 255 v at 25 ma and 215 v at 25 ma. The units have shunt-to-ground distributed capacitance of 25 pf. Hum and noise in ungrounded applications is less than 4 mv rms per K, impedance-to-ground. Leakage resistance exceeds  $100 \times 10^3$  meg; breakdown voltage exceeds 3,000 v.

Elcor, Inc., Dept. ED, 1225 W. Broad St., Falls Church, Va.

# HOW TO GET FLAT FREQUENCY RESPONSE FROM 37 CYCLES TO 45 KC



## Specify TI 2N734 Series Silicon Transistors for Your Amplifiers!



For your audio/servo amplifiers, power supplies and medium-speed switches, design in TI 2N734 Series Silicon Transistors. Obtain a flat frequency response of  $\pm 1.5$  db from 37 cycles to 45 kc... guaranteed beta at 25°C (1 ma at 1 kc) (5 ma at 1 kc) (5 ma at 30 mc) and at -55°C (5 ma at 1 kc)... guaranteed 500-mw free-air dissipation... reduced equipment size and weight with TO-18 package.

For even greater power dissipation, investigate the design flexibility of the equivalent TO-5 packaged 600-mw TI 2N1564 Series Silicon Transistors.

### GUARANTEED MINIMUM BETAS

Symbol	Parameter	Test Conditions	2N734	2N735	2N736
$h_{fe}$	A-C Common-Emitter Forward Current Transfer Ratio	$V_{CE} = 9v$ $I_E = 5ma$ $f = 1 kc$ $T_A = 25^\circ C$	20	40	80
$h_{fe}$	A-C Common-Emitter Forward Current Transfer Ratio	$V_{CE} = 5v$ $I_E = 1 ma$ $f = 1 kc$ $T_A = 25^\circ C$	15	30	80
$h_{fe}$	A-C Common-Emitter Forward Current Transfer Ratio	$V_{CE} = 5v$ $T_A = -55^\circ C$ $I_E = -5 ma$ $f = 1 kc$	12	20	40
$[h_{fe}]$	A-C Common-Emitter Forward Current Transfer Ratio	$V_{CE} = 5v$ $I_E = 5 ma$ $f = 30 mc$ $T_A = 25^\circ C$	1	2	2

Write for complete specifications on 2N734 and 2N1564 Series Today!

SPECIFY TI FOR ALL YOUR SILICON TRANSISTOR REQUIREMENTS • Small Signal • Switchers • Medium Power • Power • Order TODAY from your local TI Sales Office or TI Distributor.



TEXAS  
LIMITED



SEMICONDUCTOR-COMPONENTS DIVISION  
INSTRUMENTS  
INCORPORATED

DALLAS ROAD • BEDFORD, ENGLAND 13500 NORTH CENTRAL EXPRESSWAY • DALLAS, TEXAS

# NEW


## General Electric High-voltage Tantalytic\* Capacitors

# RATINGS

# TO

# 300

# VOLTS



General Electric announces a new high-voltage foil Tantalytic capacitor—rated to 300 volts at 85C and to 250 volts at 125C—in both polar and non-polar designs.

**SMALLER IN SIZE** than any previously available capacitor with similar voltage ratings, these new General Electric capacitors also provide size advantages over series arrangements of lower voltage units.

**GREATER CAPACITANCE STABILITY**, achieved over the entire temperature range, is provided by these new high-voltage Tantalytic capacitors. An 8 percent maximum capacitance increase at high temperatures and a 20 percent maximum capacitance loss at -55C are specified.

**CLOSER CAPACITANCE TOLERANCE** of  $\pm 15$  percent is standard. This represents a significant improvement over the  $\pm 20$  percent or -15 +75 percent initial tolerances characteristic of lower voltage capacitors.

**SUPERIOR LIFE PERFORMANCE** during 2000 hours under maximum rated conditions is realized, with a maximum capacitance change not exceeding 10 percent.

**FOR COMPLETE INFORMATION** on this significant breakthrough in Tantalytic capacitor design, contact your General Electric Sales Representative, or write Section 449-15, General Electric Co., Schenectady 5, N. Y.

\*Registered trademark of General Electric Co.

TYPICAL OF THE WIDE RANGE OF RATINGS AVAILABLE WITH THE NEW G-E HIGH-VOLTAGE FOIL TANTALYTIC CAPACITORS

Cat. No.	Volts	Temp.	Capacitance (uf)	Polarity	Max. Leakage at Rated Temp. (ua)	Max. Imp. -55C 120 CPS (Ohms)	Diam.	Length
29F2200	200	85C	0.35	P	32	5715	$\frac{1}{16}$ "	$\frac{1}{8}$ "
29F2105	300	85C	25.0	P	500	82	$\frac{1}{16}$ "	$2\frac{3}{4}$ "
29F2108	300	85C	2.0	NP	150	1010	$\frac{3}{8}$ "	$2\frac{1}{8}$ "
29F2207	200	85C	0.15	NP	32	13330	$\frac{1}{16}$ "	$\frac{1}{8}$ "
29F2161	250	125C	2.5	P	100	830	$\frac{3}{8}$ "	$1\frac{7}{8}$ "
29F2164	250	125C	13.0	P	325	160	$\frac{1}{16}$ "	$2\frac{3}{4}$ "

These units are supplied in tubular form, in lightweight aluminum cases, with axial leads, and are available with insulating sleeve in 7 case sizes.

# GENERAL ELECTRIC

CIRCLE 104 ON READER-SERVICE CARD

## NEW PRODUCTS

### Resonant Circuit

467

For triggering and timing circuits



Model BF-128 45-kc resonant circuit, measures less than 0.4 cu in. It amplifies by using resonance effect to increase voltage level of the resonant frequency signal while rejecting other frequencies. It has a maximum 3-db bandwidth of 4,500 cps and a source impedance of 3,000 ohms.

Control Electronics Co., Inc., Dept. ED, 10 Stepar Place, Huntington Station, L.I., N.Y.

### Size 5 Magnetic Starter

604

Handles heavy current surges

These size 5 magnetic starters have parallel double-break contacts that provide four contact points to handle heavy current surges. Epoxy-cast current transformers and low-current overload relays are employed. The instrument measures 13 x 15-3/16 x 6-1/8 in.

Cutler-Hammer, Dept. ED, 538 N. 12th St., Milwaukee, Wis.

### Glass Header

469

Meets mil specs



The Sentriseal hermetic, metal-to-glass header and base cover meets Mil-C-3098. It is made to fit an HC-6/U crystal holder and has a small disk of Kovar metal attached to the pins at the outer surface of the glass. The glass bead is sealed to both disk and pin. Seal strength exceeds the 25-lb push-pull test required.

Wallace E. Connolly & Co., Dept. ED, P. O. Box 295, Menlo Park, Calif.


Availability: From stock.



## Modular Photorelay

629

Operating voltage is 115 v ac



The Cyclops modular photorelay has an operating voltage of 115-v ac. It can be used for control, limit switch, counting, sorting, detection, and go-no-go circuits. Normally open or closed contacts are available having 5-amp ratings at 115-v ac. The unit measures 4 x 3 x 3-1/2 in.

Berkeley/Dynamics, Dept. ED, P.O. Box 1098, Burlingame, Calif.  
Price: \$35 ea.

## Garnet Materials

405

For use from 350 to 3,000 mc

This series of yttrium-gadolinium garnets is for use from 350 to 3,000 mc at temperatures from -65 to +125 C. Power levels are from a few mw to the megawatt level. They are most suitable for high average power applications. Five different compositions are available in bars measuring 1 x 1/2 x 6 in.

Sperry Microwave Electronics Co., Dept. ED, Clearwater, Fla.

Price: From \$125 for yttrium garnet to \$145 for 60% gadolinium garnet.

Availability: 30 to 60 days.

## Electronic Frequency Meter

639

Has 3 cps to 1.65 mc range



Electronic frequency meter, type 1142-A, has a range of 3 cps to 1.65 mc. It is also a linear, low noise discriminator. Logarithmic meter indication with 1% accuracy is provided. Any 10% segment of the scale can be expanded to cover the entire scale. Output dc current is available up to 5 ma  $\pm 0.2\%$ . Sensitivity is 10 to 20 mv.

General Radio Co., Dept. ED, West Concord, Mass.



The Fusite Quality Control Director said,

" $1 \times 10^{-10}$  STD CC/SEC"



The Advertising Man said,

"SPEAK AMERICAN, BOY!"

The Fusite quality control director was explaining a testing procedure for Fusite solid glass hermetic terminals.

It seems that every batch of this type (and practically all Fusite Terminals) is given a heat shock treatment to simulate the condition encountered when the customer solders or welds them in his production.

Fusite Terminals have this unique V-24 glass that actually fuses with the metal parts. When the terminal is heated to 500° F in 20 seconds this is supposed to be sheer murder. If the glass is ever going to leak, now is the time.

Well sir, now they put the test terminal on a Veeco Mass Spectrometer which tries to pass helium through the terminal and into the innards of the machine. This thing is so sensitive that it can detect one part of helium in 10 million parts of air and according to this long hair, that's the same as  $1 \times 10^{-10}$  std. cc/sec.

If Mr. Veeco gets even a sniff of helium, no terminal from that run ever sees the shipping department.

You can decide for yourself whether or not this is as big a deal as the lab boys make out, by the simple expedient of asking for samples of Fusite Terminals to test in your own way.

They are yours for the asking. Write Fusite Dept. C-7.



THE **FUSITE** CORPORATION

6000 FERNVIEW AVE., CINCINNATI 13, OHIO

Woodford Mfg. Co., Versailles, Kentucky.

In Europe: FUSITE N. V. Königsweg 16, Almelo, Holland

CIRCLE 105 ON READER-SERVICE CARD

**NEW LIGHT** is shed daily on microwave tube state-of-the-art by the engineers and scientists at Sperry's Gainesville, Florida plant. If existing hardware doesn't readily solve your tube application problem, call Gainesville, FRanklin 2-0411 collect, for full information about Sperry capabilities.

**SPERRY**

**ELECTRONIC  
TUBE  
DIVISION**

Gainesville, Florida • A Division of Sperry Rand Corporation

A COMPLETE LINE of klystron tubes is manufactured and marketed by Sperry Electronic Tube Division, Gainesville, Fla. The division also performs extensive research and development toward advances in klystron state-of-the-art.



**SPECIFY RAPIDLY  
AND ACCURATELY  
WITH SPERRY'S  
SPECI-FILE**



Now you can have Sperry's complete family of klystron and traveling wave tubes right at your fingertips for faster, more accurate tube selection. Attractively packaged and comprehensively indexed, the Sperry Spec-File gives you complete electronic and physical characteristics of every tube in the Sperry line.

**TO GET YOUR FREE**

Speci-File, use this coupon:

Section D-105  
SPERRY  
ELECTRONIC TUBE DIVISION  
Gainesville, Fla.

Please send me a **FREE** Sperry Spec-File:

Name \_\_\_\_\_

Title \_\_\_\_\_

Company \_\_\_\_\_

Address \_\_\_\_\_

City \_\_\_\_\_

State \_\_\_\_\_

CIRCLE 106 ON READER-SERVICE CARD

**SPERRY**

**ELECTRONIC  
TUBE  
DIVISION**

**GAINESVILLE, FLORIDA**  
A Division of Sperry Rand Corporation  
CIRCLE 107 ON READER-SERVICE CARD




## NEW PRODUCTS

### Standoff Terminals

481

Two types offered



Series 4800 terminals have diallyl phthalate insulators and series 4900, melamine. They can be furnished with external threaded, internal threaded and rivet type mounting studs. Terminals are brass and are finished in 0.0003-in. electro-tin lead plate or 0.0003-in. silver plate.

Cambridge Thermionic Corp., Dept. ED, 445 Concord Ave., Cambridge 38, Mass.

### Direct-View Storage Tube

692

Writing speed is 36,000 ips

Type WL-7268 direct-view storage tube has a writing speed of 36,000 ips. It is for airborne fire-control radar, weather radar, transient studies, data transmission, telemetering, facsimile and visual displays. Brightness is up to 2,500 ft-L with 10,000 v applied to the phosphor. The tube operates in military environments. Diameter is 5-1/4-in. max and length is 15-3/4 in.

Westinghouse Electric Corp., Electronic Tube Div., Dept ED, P.O. Box 284, Elmira, N.Y.

Price: \$1,850 ea, 1 to 9 units.

Availability: Samples from stock.

### Miniature Tube Sockets

640

For high-frequency service




This series of 7- and 9-pin miniature tube sockets is designed for high-frequency service in electronic equipment where low loss factor and dielectric constant are required. The socket bodies are fabricated of plastic insulating materials that will not carbonize under arcing and will not dc-plate. Shield and saddle bases are made of steel, cadmium plated or brass, nickel plated. The contacts are beryllium copper and silver plated.

Garlock, Inc., Dept. ED, Camden 1, N.J.

# All 5 MIL Tantalum Foil Capacitor Sizes From OHMITE

MEET MIL-C-3965B - ALL VALUES IN STOCK



Plain and Etched

Whether you need *immediate delivery* from stock on prototypes, or production quantities of tantalum foil capacitors, Ohmite can handle your requirements.

Tan-O-Mite® Series TF foil capacitors now include all five MIL sizes in both plain and etched types, polar and nonpolar units, insulated and un-insulated cases—all in ratings to 150 VDC. Capacitance values for plain foil units range to 400 mfd; etched foil units, 580 mfd.

Write for Specification Bulletin 152G which lists 200 stock values, including all MIL values, and shows a *handy scale for conversion* between "equivalent series resistance," "power factor," and "dissipation factor."

OHMITE



OHMITE MANUFACTURING COMPANY

3643 Howard Street, Skokie, Illinois

Rheostats  
Power Resistors  
Precision Resistors  
Variable Transformers  
Tantalum Capacitors  
Tap Switches  
Relays  
R.F. Chokes  
Germanium Diodes  
Micromodules

CIRCLE 108 ON READER-SERVICE CARD

## NEW PRODUCTS

### Cathode-Ray Tubes 369

In all standard phosphors

These two 5-in. cathode-ray tubes are available in all standard phosphors. The manufacturer claims up to 50% more brightness at standard instrument voltages is possible with these replacements for the 5ADP and 5ABP crt's. Spot or trace drift due to face charging is eliminated. Tolerances on trace alinement, pattern distortion and deflection factor uniformity have been tightened up to 40%.

Electronic Tube Dept. Allen B. DuMont Laboratories, Divisions of Fairchild Camera and Instrument Corp., Dept. ED, Clifton, N.J.

Price: \$35.30 to \$36.30.

Availability: From stock at franchised distributors.

### High-Gain Amplifiers 465

For relay operation



Models MA-31, 400-cps, and MA-36, 60-cps amplifiers, are for operating relays from low-energy dc signal sources. They can be used as linear or bi-stable amplifiers with dc or ac output. The 400-cps unit measures 1-1/2 in. in diameter and 1-1/2-in. long; the 60-cps unit measures 2-3/4 in. in diameter and 3-1/2-in. long. Operating temperature is -55 to +100 C. Both hermetically sealed units have a maximum power output of 0.85 w and power gain exceeding 100,000.

Magnetico, Inc., Dept. ED, 6 Richter Court, East Northport, N.Y.

Price: On request supplied with requirements.

Availability: 30 days, small quantities.

## DESIGN TIMING RELIABILITY INTO YOUR CIRCUITS

*specify...*



### NEW MINIATURE AGASTAT® time/delay/relays

- Recycling virtually instantaneous—less than .020 seconds
- Unaffected by Voltage fluctuations (from 18 to 32 volts DC)
- Repeat Accuracy  $\pm 5\%$

This new AGASTAT meets the environmental requirements of MIL-E-5272A. Built to withstand the rugged conditions of missile and aircraft applications. Lightweight—less than 15 ounces. Space saving—4 $\frac{5}{8}$ " tall . . . 1 $\frac{1}{4}$ " wide . . . 1 $\frac{1}{2}$ " deep. Adjustable, with time delays from .030 to 120 seconds. Choice of operation for energizing or de-energizing. For complete specifications, write Dept. A37-1224.



#### AGASTAT TIMING INSTRUMENTS

ELASTIC STOP NUT CORPORATION OF AMERICA  
1027 NEWARK AVENUE, ELIZABETH 3, NEW JERSEY  
CIRCLE 109 ON READER-SERVICE CARD



### The Model U14 TOROIDAL COIL WINDING MACHINE for #7-#28 AWG

The Model U14 Toroidal Coil Winding Machine is used for heavy duty winding #7-#28 AWG (Min. Fin. I.D.  $\frac{3}{4}$ ", Max. Fin. O.D. 14"). The Roller Table consists of two drive-rollers and one tension-roller for the positioning and securing of a core for 360° continuous winding in either direction. Down-holding flanges prevent the coil from rising while being wound. The clamping fixture has self-aligning jaws and coil-centering feature for 0° to 270° segment winding, employing adjustable micro-switches for limiting the oscillations. Excellent for multi-filar applications.

Write for further information.



1168 Grove St., Irvington 11, N. J.  
ESsex 4-9800

The most COMPLETE line of TOROIDAL equipment in the world.

CIRCLE 110 ON READER-SERVICE CARD

*Lockheed Electronics  
offers complete  
facilities for*



*Cores/Memory  
planes/Stacks*

Natvar

# TERAGLAS

**A NEW CLASS B INSULATION  
WITH RESILIENT WEAVE AND HIGH  
DIELECTRIC STRENGTH UNDER STRETCH**

Natvar Teraglas is a new flexible insulating material comprising a base fabric, woven from polyester (polyethylene terephthalate, or "Dacron") warp yarns and continuous filament glass filler yarns, coated with an improved varnish, possessing exceptional dielectric strength under elongation. It will withstand Class B (130°C) operating temperatures.

In view of the higher dielectric strength of Natvar Teraglas compared to bias varnished cambric, thinner sections or fewer layers may be used to provide the voltage breakdown protection desired. Consequently, at comparable tape prices, a significant saving may be realized in production costs, while permitting up-grading to Class B (130°C) temperatures.

Natvar Teraglas will prove advantageous in many applications—for insulating motors, generators, transformers, cables, switch gear, busbars, and other apparatus and equipment where resiliency and high dielectric strength are desirable.

Natvar Teraglas is available in four thicknesses, .008, .010, .012 and .015"—in tapes, in full width rolls (36"), or in sheets. Ask for Data Sheet and Samples.

**NATVAR CORPORATION**

FORMERLY THE NATIONAL VARNISHED PRODUCTS CORPORATION  
Telephone: FULTON 8-8800 Cable Address: NATVAR: RAHWAY, N.J.

TWX: Rahway, N. J., RAH 1134

241 RANDOLPH AVENUE • WOODBRIDGE, NEW JERSEY  
CIRCLE 111 ON READER-SERVICE CARD



**NEW WAY**  
to improve  
**circuit**  
**stability**



Now, CAMBION® ceramic coil forms, with internal Perma-Torq® provide increased stability and decreased chance of oscillation in high gain IF strips. (Perma-Torq tensioning device allows locking of tuning cores while still tunable.) By providing a direct path to ground the internal Perma-Torq coil form materially reduces the possibility of stray intermodulation.

Ideal for IF strips and RF stages, these new, space-saving coil forms are available in sizes 1-7/32" and 1-11/16". For your production and prototype requirements count on the reliability of quality CAMBION components. Write Cambridge Thermionic Corporation, 457 Concord Avenue, Cambridge 38, Mass., for full details on these and other products in the wide line of

**CAMBION®**

The guaranteed electronic components

CIRCLE 112 ON READER-SERVICE CARD

## Rotary Switches 538

Have modular design

These "Blue Line" rotary switches employ a modular design. Switches with any practical contact arrangement can be assembled quickly from modules. The units are built around a stage which contains up to four isolated, double-break, silver-alloy contacts. Up to 12 stages can be contained in a column, and up to three columns arranged in tandem, can be used in a switch assembly. As many as 96 double-break contacts over 36 positions can be controlled from a single point. All components except current-carrying parts are made of insulating materials. Standard ratings are available at 20, 32, 40, 63, 100 and 200 amp, 600 v ac.

American Solenoid Co., Inc.,  
Dept. ED, U.S. Highway and Madison Ave., Union, N.J.

## Mixer-Preamplifier 459

Has 5.15 to 5.85-kmc band



Model 187MB-360F1 mixer-preamplifier has a 5.15 to 5.85-kmc band. For microwave and guidance systems, the unit serves as a low-noise, wide-band down-converter for maser and parametric rf amplifiers. Noise figure is less than 7 db; gain is 25 db min. Preamplifier output is matched to 50 ohms.

Microwave Development Labs., Inc., Dept. ED, 92 Broad St., Babson Park 57, Wellesley, Mass.

◀ CIRCLE 113 ON READER-SERVICE CARD

One source manufacturing and assembly from cores through memory planes, stacks, and memory systems provide Lockheed Electronics customers with maximum reliability through the entire manufacturing cycle.

LEC manufactures all of its own printed circuit frames and mass-produces any size memory plane and stack to meet varied customer requirements.

This complete control of every facet of manufacture and assembly guarantees you the highest performance and reliability in cores, stacks and memory systems.

Other LEC Ceramic Products for both military and commercial use include Multi-Aperture Ferrite Products, Logic Modules and Recording Heads.

For further information regarding your electronic ceramics requirements, write Dept. C-4, Marketing Department, Lockheed Electronics Company, Avionics and Industrial Products Div., 6201 E. Randolph St., Los Angeles 22, California.



**LOCKHEED ELECTRONICS**  
COMPANY

**LEC**

# LINDE 99.9% Pure ALUMINA ABRASIVES

'BULOVA' WATCH PINIONS (sample shown magnified 100x) now have important surfaces polished to a high precision finish with LINDE alumina abrasives. Actual size is at right →



## Permit Critical Finishing of ALL Modern Metals with ONE BASIC MATERIAL

No longer need the minuteness of a metal part, or its shape, or its type of metal interfere with the quality of its finish.

All-new LINDE abrasive powders—of 99.9% pure alumina—now permit precision finishing and polishing, as well as sharpening and honing of many metal parts—with *one basic material*.

Depending upon usage, LINDE alumina powders can be used dry, mixed with water or other vehicles to make a thin slurry or heavy paste, or compounded with waxes in convenient stick form. They are uniform in size, thus eliminating levigation in finishing operations. And they are resistant to common acids.

Only two grades of these low-cost, fast-cutting, high-purity white powders are required: LINDE A (*alpha alumina*) for quicker cutting and an unsmear finish; LINDE B (*gamma alumina*) for somewhat slower cutting but an extremely fine finish.

For details on alumina abrasives as applied to your production problems, write Dept. ED-121, Linde Company, Division of Union Carbide Corporation, 270 Park Avenue, New York 17, New York. In Canada: Union Carbide Canada Limited, Linde Gases Division, Toronto 12.

## LINDE COMPANY

DIVISION OF UNION CARBIDE CORPORATION

LINDE and UNION CARBIDE are registered trade-marks of Union Carbide Corporation

CIRCLE 114 ON READER-SERVICE CARD

### PHYSICAL PROPERTIES

	Type A-5175	Type B-5125
Chemical Formula	Al <sub>2</sub> O <sub>3</sub> (Alpha)	Al <sub>2</sub> O <sub>3</sub> (Gamma)
Crystal System	Hexagonal	Cubic
Hardness, Mohs'	9	8
Particle Size		
approximate (microns)	0.3*	<0.1
Apparent Density		
(g/c.c.)	0.3-0.6	0.2-0.5
Melting Point	2050° C.	Transforms to Alpha form at high temperatures

\*Type C-5250 also available in 1.0 microns (approximate) particle size.

### SUGGESTED USES

**CHEMICAL:** Catalyst Carrier • **ELECTRONICS:** Semiconductor Polishing • **JEWELRY:** Gem Stone and Crystal Polishing; Silver Polishing • **LIGHTING:** Phosphor Preparation • **CERAMICS:** Pure Oxide Ceramics • **METAL FABRICATION:** Finishing of Metal Parts; Knife Sharpening; Microtome Knife Sharpening; Razor Blade Sharpening • **METALLURGY:** Metallographic Polishing • **OPTICAL:** Glass Polishing

## UNION CARBIDE

## NEW PRODUCTS

### Transistorized DC Power Supply 722

Covers 0.05 to 500 ma



Model 151B transistorized dc power supply covers 0.05 to 500 ma. It is regulated to within 0.25% for 0 to 20 v loads and 0.25% for 105 to 125 v lines. Ripple and noise does not exceed 50  $\mu$ amp for peak output and is as low as 1.5  $\mu$ amp on lower ranges. Applications include semiconductor testing, diode-aging and life test, beta tests, potentiometer and current-sensitive relay testing, electrolytic work and strain gage systems.

Quan-Tech Laboratories, 60 Parsippany Blvd., Dept. ED, Boonton, N.J.

Price: \$290 ea F.O.B. Boonton.

### Sealed Power Supply 720

Operates continuously at full power



Model PI 12-2 sealed power supply can be operated continuously at full power without forced-air cooling or external heat dissipation. The transistorized unit is for applications requiring high-power output, close regulation and resistance to environmental conditions met in missile ground support equipment. It delivers 2 amp at 12 v in still air to 40 C. Specifications include: regulation, 0.05% for 0 to full load changes, 0.02% for  $\pm 10\%$  line variations; ripple, less than 1 mv rms; recovery, less than 50  $\mu$ sec. Input power is 105 to 125 v ac, 50 to 440 cps, single phase. The unit measures 4-1/16 x 6-5/8 x 5-1/2 in.

Mid-Eastern Electronics, Inc., Dept. ED, 32 Commerce St., Springfield, N.J.

Price: \$155 F.O.B. Springfield.

## Miniature Resistors

412

Offered in 10, 15 and 20-w

These wirewound, vitreous enameled units are available in 10, 15 and 20-w sizes. Cores are 1/8-in. thick. Ends of the brackets terminate in hollow studs for compact stacking by means of bolts passed through the studs. A wide range of resistance values can be furnished.

Ohmite Manufacturing Co., Dept. ED, 3609 Howard St., Skokie, Ill.

Availability: From stock.

## Dual-Channel Oscillograph Amplifier

630

Converts voltage signals



Model T249 dual-channel oscillograph amplifier converts voltage signals from high-impedance recorders. Power supply is 115 v  $\pm 10\%$ , 60 cps, 30 w. Input impedance is 100 K; frequency response is dc to 10 kc. Maximum output is 8 ma; sensitivity is 2 ma per v max.

Avtron Manufacturing, Inc., Dept. ED, 10409 Meech Ave., Cleveland 5, Ohio.

Price: \$220 ea.

## Coaxial Slide-Screw Tuner

740

Matches a 10:1 vswr

Type ST-10 tuner is capable of matching vswr's up to 10:1. A true analog of waveguide devices, the unit is designed for high-power operation in the frequency range of 1 to 8 kmc.

Merrimac Research and Development, Inc., Dept. ED, 517 Lyons Ave., Irvington, N.J.

## AC Voltmeter

742

Voltage range is 0.0003 to 300 v

Model 300E voltmeter has a voltage range of 0.0003 to 300 v. Accuracy over the entire scale is better than 2 per cent. Frequency range is 30 cps to 100 kc. The unit measures 5-1/4 x 9-1/2 x 1-1/2 in. The meter is large and easily read.

Ballantine Laboratories, Dept. ED, Boonton, N.J.

Price: \$225 fob Boonton.



## For Speed Where It Counts in New 'NLS 30' Digital Voltmeters



Transistorized "no-needless-nines" logic makes the new V35A and V34A digital voltmeter-ratiometers at least three times faster than meters with older type logic . . . and you get this speed where it counts, in systems applications with varying input signals. The five-digit V35A's *maximum* balancing time is 2.3 seconds and the four-digit V34A's 1.9 seconds — no matter how much the input signal varies. Under like conditions, all other stepping switch digital voltmeters require 10, 15, 20 seconds or more — depending on variation of inputs. Only NLS new Series 30 instruments offer you the many other benefits of "no-needless-nines" logic, plug-in oil-bath stepping switches, 99% plug-in modular construction, and eight other *new* features. Contact NLS today for the full story on "no-needless-nines" logic and Series 30 instruments.

**V35A SPECIFICATIONS:** Measures DC voltage from  $\pm 0.0001$  to  $\pm 999.99$ , DC voltage ratio from  $\pm 00.001\%$  to  $\pm 99.999\%$  . . . accuracy:  $\pm 0.01\%$  of reading or  $\pm 1$  digit for DC voltage,  $\pm 0.005\%$  of reading or  $\pm 1$  digit for DC ratio . . . output and internal automatic controls for data recording . . . measures AC voltage and low-level DC with accessories . . . completely automatic . . . plug-in transistor circuitry throughout, including logic . . . no adjustment needed to read noisy signals or to change ratio reference voltage value . . . interchangeable plug-in stepping switches sealed in oil . . . the "Factual Fifth Figure", which means a full 5-digit resolution of 0.001% over the entire range . . . "No-Needless Nines" logic . . . remote, local, or automatic AC/DC switch-over and range changing . . . front and rear input connectors . . . 10 megohms impedance on DC voltage, 1000 megohms on voltage ratio . . . \$3,750, complete. V34A (4-digit version) is \$3,150, complete.



Originator of the Digital Voltmeter

**non-linear systems, inc.** DEL MAR, CALIFORNIA

CIRCLE 115 ON READER-SERVICE CARD

**NEW  
K L M  
COMMODITY  
RATES  
AS LOW  
AS 30¢  
PER POUND**

Now only 30¢ speeds your shipment to Europe! Virtually the same rate as surface freight keeps your inventory low—buys you overnight service, daily freighter flights, famous KLM care. Charter a special KLM freighter and you pay even less! New low rates also to the Near East, Middle East, Far East and Africa. Call your cargo agent or nearest KLM office. KLM, 609 Fifth Ave., New York, N. Y.

CIRCLE 116 ON READER-SERVICE CARD

## NEW PRODUCTS

### Regulated High-Voltage Supply 622

Output accuracy is within 0.05%



Model 241 regulated high-voltage supply has an output accuracy within 0.05% above 2 v, within 1 mv below 2 v. Output voltage is 0 to 1,000 v (plus, minus or floating) in 100, 10, 1, 0.1 or 0.01-v steps. Output impedance is less than 0.05 ohm at dc. Ripple and noise is less than 1 mv rms. Applications include calibration and leakage-resistance testing.

Keithley Instruments, Inc., Dept. ED, 12415 Euclid Ave., Cleveland 6, Ohio.

Price: \$775 ea.

### Dual-Directional Coupler

677

Has LT main fittings

Model 1088 20-db dual-directional coupler is available with LT main-line fittings for the 1,000 to 2,000 mc and the 2,000 to 4,000 mc ranges.

Radar Design Corp., Dept. ED, Pickard Dr. Syracuse 11, N.Y.

Price: \$395.

Availability: Five weeks.

### FM Discriminator

721

Operates most recording instruments



Model D8001 solid-state fm amplifier-discriminator can operate most recording instruments. Specifications include: linearity, better than 0.5% ripple, less than 1%; stability, to  $\pm 25$  mv over



10 hr; output impedance, 100 K max; frequency, 5.4 kc  $\pm 7.5\%$ ; input impedance, 100 K, nominal; input voltage, 2 v  $\pm 1$  v, rms; output voltage, 0 to 5 v, dc; power supply, 1 w max at 28 v dc; operating temperature, 0 to +71 C. The unit measures 2-5/16 x 2-1/16 x 2-1/2 in. and weighs 0.5 lb max.

Natel Engineering Co., Inc., Dept. ED, 15922 Strathern St., Van Nuys, Calif.

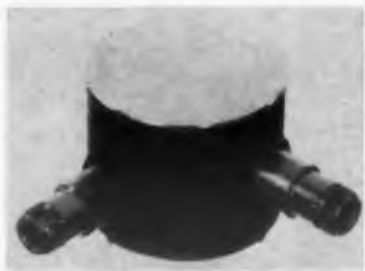
Price: \$150 to \$200 ea.

Availability: 2 weeks.

### Microwave Filter

730

Covers the 2- to 4-kmc band



Type WJ-501 electronically tuned microwave filter covers the 2 to 4-kmc band and has a 3-db bandwidth of approximately 25 mc showing insertion losses from 3 db at 2 kmc to 1 db at 4 kmc. The unit measures 15 cu in. and weighs 2-1/2 lb.

Watkins-Johnson Co., Dept. ED, 3333 Hillview Ave., Stanford Industrial Park, Palo Alto, Calif.

Price: \$870 ea F.O.B. Palo Alto.

Availability: 4 weeks.

### Basic Switch

403

Is rated at 25 amp

Type E basic switch has a steady-state current rating of 25 amp without a sacrifice in repeatability and performance. Up to 75-amp in rush currents can be handled. A variety of terminal designs, actuators, operating characteristics and circuitry can be furnished.

Micro Switch, Dept. ED, Freeport, Ill.

Price: List, \$1.95.

### Selector-Counter

452

For conveyor-line use

This electronic selector and counter optically selects and counts up to 31 different types of items for discharge or routing. Designated model 10-C, it senses the codes printed on containers and actuates the counting unit and conveyor switch control.

Electronic Products Inc., Dept. ED, 1 Bala Ave., Bala-Cynwyd, Pa.

# PSI MICRO-MESA SILICON DIODES

- A totally new standard of reliability!
- A totally new approach to equipment design!
- A totally new concept of cost!

PSI Micro-Diodes with their companion Micro-Transistors, offer exciting new opportunities to the imaginative circuit designer. They make possible revolutionary new mounting techniques... techniques contributing substantially to higher performance, higher reliability and lower construction costs!

And now eleven new Micro-Mesas have been added to the extensive line of PSI Micro-Diodes. These new types offer capacitance as low as 2 pf... recovery as fast as 2 nanoseconds as well as unusually low stored charge.

Note these outstanding specifications!

PSI TYPE	FORWARD CURRENT @ 1 Vdc (mA)	BREAKDOWN VOLTAGE @ 100 $\mu$ A (volts)	CAPAC. @ 0 Vdc (pf)	INVERSE CURRENT		REV. RECOV.* (nanosec.)	100 LEVEL PRICE
				200mA ( $\mu$ A)	100mA ( $\mu$ A)		
PD301	10	50	4	.025 (-20V)	50 (-20V)	4	\$2.85
PD305	10	100	4	.025 (-20V)	50 (-20V)	4	4.50
				5.0 (-75V)			
PD308	10	50	2	.025 (-20V)	50 (-20V)	4	4.25
				5.0 (-75V)			
PD311	10	75 @ 5 $\mu$ A	2	1 (-50V)	100 (-50V)	2	5.00

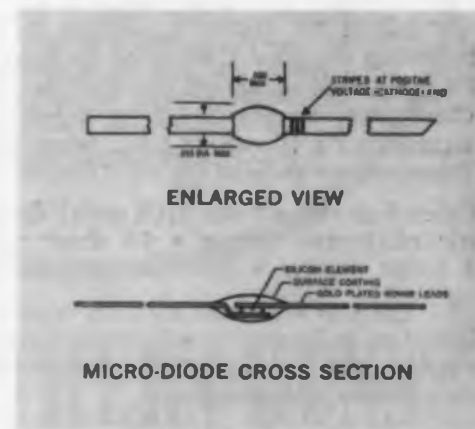
\*Switching 10mA to -6 volts recovery to 1mA.

### RELIABILITY $\geq$ CONVENTIONAL DIODES!

PSI Micro-Diodes meet all environmental requirements of MIL-S-19500B. They are physically tough and rugged...are capable of withstanding rough handling in any production line procedure.

A comprehensive report on PSI Micro-Diode reliability is now in preparation. Write for your copy today.

Phone, wire or write any PSI sales office or authorized PSI distributor for full details.



*Pacific Semiconductors, Inc.*

A Subsidiary of Thompson Ramo Wooldridge, Inc.

12955 CHADRON AVENUE • HAWTHORNE, CALIFORNIA

CIRCLE 117 ON READER-SERVICE CARD

## MASSA RECORDERS

ONLY SOURCE FOR

# HIGH SPEED RECTILINEAR INK WRITING

NOW IN 4 CHANNEL — 40 MM

**MORE DATA**

**PER DOLLAR**



Convenient, instant chart paper reloading from front of recorder.



Easy threading of chart paper to internal take-up roll for data storage.



Alternately, chart paper may feed out from front as shown.

All of the exclusive features incorporated in previous Massa Recorders, including the *New Controlled Linearity Oscillographs*, are incorporated in the NEW 4 CHANNEL RECORDING SYSTEM. The all new front design greatly simplifies chart paper loading and permits full instant view of pen action and recorded signals on 7 x 10" writing table. Improved tracking, instant loading, accurate performance, are some of the novel features included in the new design.

Other features: 40 mm (full scale) Oscillographs, DC to 120 cps • Ink or electric rectilinear writing • 18 chart speeds, from 0.5 cm/hr to 200 mm/sec • Event marker • Automatic warning light for low chart indicator.

The new 4 channel recorder is now available in complete recording systems including individual transistorized driver amplifiers and power supplies for each channel, and a choice of interchangeable plug-in preamplifiers including DC, AC, Carrier and Chopper.

**MASSA**

A DIVISION OF

**COHU**

ELECTRONICS, INC.

7 FOTTLER ROAD

HINGHAM, MASSACHUSETTS

### OTHER MASSA PRODUCTS

COMPLETE LINE OF  
MULTICHANNEL AND PORTABLE RECORDING SYSTEMS

ACCELEROMETERS  
HYDROPHONES

MICROPHONES  
AMPLIFIERS

SONAR TRANSDUCERS

## NEW PRODUCTS

### Solid-State Staging Switch 430

For channel switching

Model 2-184 solid-state staging switch is for channel switching to increase the capacity of telemetering systems. Input power is 28 v dc, 70 ma. The unit has four double-throw signal poles and two double-throw monitoring and indicating poles. There is complete isolation between all poles, power and actuating circuits. The unit can be used in ballistic missile environments.

Electro Development Corp., Dept. ED, 3939 University Way, Seattle 5, Wash.

### Impulse Counter 548

Has 1 to 120 counts at 500 cpm

Type 310 impulse counter has a range of 1 to 120 impulse counts at 500 cpm. Minimum pulse duration is 50 msec; reset time for full scale count range is 0.1 sec with minimum pointer rebound. Available for 115 v, 50 or 60 cps, it has two sets of spdt contacts rated at 10 amp.

Automatic Timing & Controls, Inc., Dept. ED, King of Prussia, Pa.

### Miniature Proportional Amplifier 464

For precise temperature control



Model PA8 miniature proportional amplifier, for precise temperature control, controls up to 100 w


of dc power. The unit has a control accuracy of 0.2 to 0.5 F. It measures 4.5-cu in. and weighs 6.8 oz.

Magnetic Controls Co., Dept. ED, 6405 Cambridge St., Minneapolis 26, Minn.

Price: \$300 to \$350 ea, 1 to 4 units. Availability: 60 days.

### Digital Switches 461

Capabilities have been extended



The capabilities of Digiswitch series 7300 digital switches have been extended by providing space on the circuit board for the installation of components such as diodes, resistors and miniature logic modules. Model 7316 has three common leads and binary-coded plus complementary output. Model 7317, with resistors installed on the circuit board, provides a method of setting variable resistance to nine incremental values. A similar method may be used for setting variable capacitance.

The Digitran Co., Dept. ED, 660 S. Arroyo Parkway, Pasadena, Calif.

### Data Converter 372

Converts data three ways

The ZA-753 paper tape/magnetic tape-data converter performs three different data conversion jobs: paper tape can be converted to magnetic tape, magnetic tape to paper, and any paper tape can be converted to any other type of paper tape. The data converter reads and punches paper tape 160 characters per sec. A ferrite-core memory permits the selection of

CIRCLE 88 ON READER-SERVICE CARD

data block lengths up to 720 characters long. A manual-visual check of the mode conversion and the memory is incorporated. The unit is completely transistorized.

Electronic Engineering Co. of California, Dept. ED, 1601 E. Chestnut Ave., Santa Ana, California.

Price: \$62,500 fob Santa Ana.

## Isolation Transformer 457

Output is up to 25 w



The Isoformer isolation transformer has an output up to 25 w. Capacitance between the secondary winding and all other elements is 15 pf. Leakage resistance exceeds  $100 \times 10^3$  meg; breakdown voltage exceeds 4 kv. Applications include use in dc power supplies with low shunt capacitance-to-ground, supply of filament or heater power of a vacuum tube when a high signal potential exists on the cathode, and isolation of sensitive circuits from power-line disturbances.

Elcor, Inc., Dept. ED, 1225 W. Broad St., Falls Church, Va.

## Geared Induction Motor 533

Is explosion proof

The DEF-15-1 induction motor is designed for military and industrial use. Thermally protected and explosion proof, this continuous duty motor is totally enclosed, fan cooled, base mounted and ruggedly constructed. It conforms to the specifications of MIL-E-5272A in

humidity, salt spray, sand, dust, shock and vibration. Design features are: voltage, 200 to 400 v, 400 cps; speed, 1490 rpm; torque, 14.2 in.-lb full load, 71.25 in.-lb starting; weight 11 lb.

General Precision Inc., Kearfott Div., Dept. ED, 1150 McBride Ave., Little Falls, N.J.

## Radiant-Energy Standards 463

For infrared radiometric instruments



These six black-body radiant-energy sources are for precision calibration of infrared radiometric instruments. Temperature ranges are: 50 to 1,000 C; 200 to 600 C; 325 to 1,000 K. Temperature stability is one degree.

Infrared Industries, Inc., Dept. ED, P.O. Box 42, Waltham 54, Mass.

## Micro-Miniaturized Preampifier 437

Measures 0.4 x 0.5 x 0.190 in.

This micro-miniaturized preamplifier measures 0.4 x 0.5 x 0.190 in. It is for use in close proximity to tape-recorder playback heads in conjunction with instrument monitoring. The unit contains five resistors, three capacitors and two transistors. Frequency response is from 200 to 200,000 cps. Input signals are amplified by 54 db to an output of 1 mw on a 600-ohm line. Harmonic distortion is 0.5%; noise figure is 3 db.

Halex, Inc., Dept. ED, 310 E. Imperial Highway, El Segundo, Calif.



# HIGH RELIABILITY

## Sub-Miniature MISSILE RELAYS

The history of Dunco FC Relays is one of never ending development to keep these durable, subminiature units fully abreast of the steadily advancing missile and aircraft requirements. As a result, they are prominently identified with many of today's most successful missile programs. Continued engineering of every detail aims to keep them there tomorrow!

Write for Dunco Data Bulletin FC

## NEW!

### 10-AMPERE TYPE with all-welded construction

Constructed for fully dependable 10-ampere DC service, these sturdy little DP-DT Dunco FC-215 relays withstand 30 G vibration to 2,000 cycles and 50 G shock. Throughout, they are uniquely designed to meet or surpass MIL-R-5757 and MIL-R-25018 requirements.

Write for Dunco Data Bulletin FC-215

# STRUTHERS-DUNN

Pitman, New Jersey

5,348 RELAY TYPES

Sales Engineering offices in: Atlanta • Boston • Buffalo • Charlotte • Chicago • Cincinnati • Cleveland • Dallas • Dayton • Denver • Detroit • High Point • Kansas City • Los Angeles • Montreal • New York • Orlando • Pittsburgh • St. Louis • San Carlos • Seattle • Toronto

CIRCLE 118 ON READER-SERVICE CARD

# ENGINEERING NEWS

## FULL LINE OF MINIATURE SNAP-ACTION SWITCHES

SCALE: PHOTOS  
ACTUAL SIZE

CHECK *Am*

ENGR. *P.V.C.*

### SPECIFICATIONS

Model No.	Amps @ 28 VDC or 120 VAC		Approx. Weight Lbs.
	Resist.	Induc.	
B7001	7	4	.005
B7021	7	4	.010
T2106	10	5	.010
T2108	10	5	.016
T2150	3	1	.010
T2151	3	1	.016
T3103	5	3	.009
T3106	5	3	.013
T4203	1	—	.004
T4205	1	—	.013
T-3	7.5	2.5	1.6 Grams

NOTE: All models above (except T-3) are available with maintained or momentary action. Self-sealing boot available for any bushing mounted model, as shown on T2150. All models available with flange or bushing type mounting. Basic switch Model T-3 is available with a wide variety of standard and special actuators.

These miniature pushbutton and toggle switches are typical examples of our complete line of miniaturized switches. Whatever your requirements for miniature hand-operated or mechanically-operated switches, we can meet your needs from our hundreds of standard and custom units. We offer an almost unlimited range of variations in configuration, actuation, ratings, operating characteristics, etc.

For more technical information on switches and indicator lights, write for FREE CATALOG No. 100.

ELECTROSNAP • HETHERINGTON

**CONTROL  
SWITCH** **C**  
DIVISION **C**

CONTROLS COMPANY OF AMERICA  
1420 Delmar Drive • Folcroft, Pennsylvania  
TELEPHONE LUdlow 3-2100 • TWX 5HRN-H-502



B7001



B7021



T2106



T2108



T2150



T2151



T3103



T3106



T4203



T4205



T-3

### SUBMINIATURE INDICATOR LIGHTS

Moisture-proof. Only 35/64 inch overall. 60,000 hour life with 5V lamp. Translucent lens colors. Available with MS or commercial type lamp. Three lens styles.



L10,000



L10,100



L10,200

## NEW PRODUCTS

### Telemetry Switch 456

Provides up to 450 channels



This microminiature telemetry switch provides up to 450 channels in various combinations of circuitry. For missile and satellite applications, the 8-oz switch measures 1-3/8 x 1-3/4 x 2-1/2 in. Life expectancy exceeds 1,000 hr. The unit permits combinations of circuitry up to a maximum of five poles with 90 channels per pole. Standard speed is from 1 to 20 rps. A drive motor draws 60 ma at 28 v dc.

Electro-Tec Corp., Dept. ED, 10 Romanelli Ave., South Hackensack, N.J.

### Subminiature Relays 448


Weigh 1-1/2 oz



Series 9200 and 9234 4-pdt relays weigh 1-1/2 oz and measure approximately 0.6 x 1 x 0.925 in. The Polemite IV units can be used wherever crystal-can relays are specified. Prototype units are immediately available. Tentative specifications are: contact rating, 2 amp at 28 v dc and 115 v ac; temperature range, -65 to +125 C; vibration, 30 g to 2,000 cps; shock, 50 g; life, 100,000 operations per minute rated load; and minimum operating power, 300 mw at 25 C.

Leach Corp., Relay Div., Dept. ED, 5915 Avalon Blvd., Los Angeles 3, Calif.

← CIRCLE 119 ON READER-SERVICE CARD  
CIRCLE 121 FOR ALLIED RADIO  
CIRCLE 120 FOR POTTER & BRUMFIELD



## save time! save money! call your parts distributor for P&B RELAYS



These important savings are yours when you order—from your Electronic Parts Distributor—P&B relays listed with Underwriters' Laboratories, Inc. and Canadian Standards Association:

**SAVE TIME.** You get fast, off-the-shelf delivery. Usually your order is shipped the day after it is received. And no waiting for U/L or CSA clearance . . . this has been done for you. Thus you get your project—and your product—off to a fast start!

**SAVE MONEY.** You save the cost of getting relays listed with U/L or CSA . . . and you need have no big investment in shelf inventory, either. Remember, you pay no premium over factory prices in quantities to 249.

More than 40 different standard P&B relays in 450 different coil voltages and contact arrangements are available from the leading Electronic Part Distributors in your area. For special applications, call your nearest P&B sales engineer.



PR  
Series

Type	Contact Arrangement*	Type	Contact Arrangement*
PR1AY	SPST-NO	PR5AY	SPDT
PR3AY	SPDT-NO-DM	PR7AY	DPST-NO
		PR11AY	DPDT

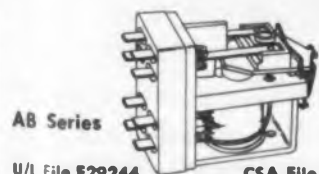
These relays are available in any of the following operating voltages: 6, 12, 24, 115, 230 volts 50/60 cycles AC.

Contacts are rated at: 25 amps, 115/230 V. AC 1 phase. 1 hp for 115/230 volt AC motors 1 phase.

\*Read: NO normally open, NC normally closed, DB double break, DM double make.

U/L File E22575

CSA File 15734



AB Series

U/L File E29244

CSA File 15734

For appliance and general purpose operations requiring long life and quiet operation. Quick connect terminals. Screw terminal adapters also furnished with each relay. Contact arrangement: DPDT. Rated at 10 amps, 115 V., 5 amps, 230 AC non-inductive by U/L and CSA.

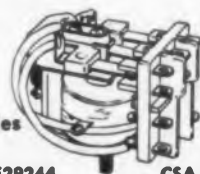


ABC Series

U/L File E29244

CSA File 15734

Medium duty power relay in dust cover. For small motors, industrial controls and similar applications. Contact arrangement: DPDT. Rated at 10 amps, 115 V., 5 amps, 230 AC non-inductive by U/L and CSA.

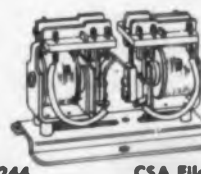


KA Series

U/L File E29244

CSA File 15734

Small, low cost, general purpose relay for handling automation work, small motors, solenoids, other relays. Contact arrangements: SPDT, DPDT and 3PDT. Rated at 5 amps, at 115 V., AC non-inductive by U/L and CSA.



KB Series

U/L File E29244

CSA File 15734

Compact latch relay ideal for memory work and overload applications. Operates on momentary impulse to either coil. Contact arrangements: 4PDT and 6PDT. Rated at 5 amps at 115 V., AC non-inductive by U/L and CSA.



# POTTER & BRUMFIELD

DIVISION OF AMERICAN MACHINE & FOUNDRY COMPANY, PRINCETON, INDIANA

IN CANADA: POTTER & BRUMFIELD CANADA LTD., GUELPH, ONTARIO

ONE ORDER TO  
**ALLIED**  
FILLS THE  
WHOLE BILL

Make **ALLIED**  
Your Headquarters For  
**P&B RELAYS**

**O.E.M.**  
PRICES  
to **499**

We stock the complete POTTER & BRUMFIELD line—in depth.

Your orders are always filled accurately—and shipped immediately.

**FREE** 576-page Allied catalog—includes detailed listings of POTTER & BRUMFIELD relays.




**SAME-DAY SHIPMENT**  
... on ALL your  
**ELECTRONIC NEEDS**  
(next-day delivery by air where required)

**ALLIED RADIO CORP.**

100 N. WESTERN AVE.  
CHICAGO 80, ILLINOIS  
HAYmarket 1-6800 TWX: CG-2898

POTTER & BRUMFIELD  
Princeton, Indiana

THESE RUGGED JOHNSON  
VARIABLES WITHSTAND TERRIFIC  
VIBRATION and SHOCK!



Parts can't break loose...  
capacity can't fluctuate!

Set your frequency... these tough Johnson "L" variables will hold it—even under severe conditions of shock and vibration! Designed to provide outstanding strength, rigidity and operating stability—rotor bearings and stator support rods are actually soldered directly to the heavy 3/16" thick steatite ceramic end frames. Parts can't break loose... capacity can't fluctuate!

Specially designed split-sleeve tension bearing and silver-plated beryllium copper contact provide constant torque and smooth capacity variation. Plating is heavy nickel—plate spacing .020", .060" and .080" spacing as well as special platings, shaft lengths and terminal locations in production quantities.

Ceramic-soldered  
for greater  
strength!



A complete variable  
capacitor line... from  
tiny sub-miniatures to  
large heavy duty types!

From the tiny Type "U" sub-miniature, which requires less than 0.2 sq. in. for chassis or panel mounting—to the rugged heavy-duty "C" and "D" types... the Johnson variable capacitor line is designed for more capacity in less space—offers you one of the widest standard capacitor lines in the industry! For detailed specifications on all Johnson variable capacitors, write for your free copy of our newest components catalog, described below.

New Catalog

Write today for our newest electronic components catalog—complete specifications, engineering prints and current prices on:

• CAPACITORS • TUBE SOCKETS • CONNECTORS • PILOT LIGHTS  
• INSULATORS • KNOBS, DIALS • INDUCTORS • HARDWARE

8 MAJOR  
COMPONENT  
LINES



**E. F. JOHNSON CO.**

1914 Second Avenue S.W. • Wasca, Minnesota

CIRCLE 122 ON READER-SERVICE CARD

NEW PRODUCTS

Rotary Solenoid Drive 560

Control switches



This rotary solenoid drive remotely controls any of the firm's Blue Line switches. Operation can be single steps, continuous steps or completely automatic. The solenoid can be actuated by any device that transmits an electric impulse. Guaranteed minimum life of the drive is 5,000,000 operations.

American Solenoid Co., Inc., Dept. ED, U. S. Highway 22, Union, N.J.  
Availability: Three weeks.

DC Power Supply 618

Provides 0 to 100 v

Model 880 laboratory-type supply provides 0 to 100 v dc at 0 to 1 amp. Load regulation is 0.1% or 5 mv and line regulation is 0.02% or 5 mv. Ripple is less than 1 mv. Input required is 105 to 125 v ac at 50 to 440 cps.

Harrison Laboratories, Inc., Dept. ED, 45 Industrial Rd., Berkeley Heights, N. J.  
Price: \$375.

Multiplier Phototube 704



For electronic star tracking

Model FW-118 photo-multiplier is for use in stellar trackers for guidance and attitude control of space vehicles. The unit has an S-1 cathode

peaked at 8,000 A. S-11 and S-20 surfaces are available. The equivalent noise input at 25 C is  $5 \times 10^{-11}$  lumen.

ITT Laboratories, Components and Instrumentation Laboratory, Dept. ED, Fort Wayne, Ind.

Price: \$275 ea.

Availability: 30 days.

Reset Transfer Control 724

Has three independent multivibrators



Model 328B reset transfer control, a transistorized digital systems module, has three independent multivibrators that are adjustable from 3 to 30  $\mu$ sec. The non-inverted outputs provide up to 750 ma. Standard output voltage levels are  $-6.8$  v for one and  $-0.2$  v for zero.

Navigation Computer Corp., Dept. ED, 1621 Snyder Ave., Philadelphia 45, Pa.

Price: \$149 ea.

Availability: 4 to 6 weeks.

Dc-to-Ac Inverter 688

Operates from 12 v dc



This transistorized, solid-state device, designated model 1329, converts a dc voltage to a 115 v, 60 cps output. It handles continuous loads of 250 va max. Applications include tape recorders, amplifiers, radio gear, and ac devices in planes.

Power Instruments Corp., Dept. ED, 235 Oregon St., El Segundo, Calif.

Price: \$148 ea, 1 to 100; \$124 ea, 100 to 1,000; \$116 ea, over 1,000.

Availability: From stock.

## Portable Oscillograph

698

Has five speeds



Model 5-124 portable oscillograph has a push-button controlled transmission providing speeds of 0.25, 1, 4, 16 and 64 in. per sec. Any speed may be selected while the motor is running without interrupting the recording operation. The unit furnishes records by the print-out process and has a 200-ft record capacity for 7-in. paper. It can be loaded and placed in operation in less than 10 sec.


Consolidated Electroynamics Corp., Dept. ED, 360 Sierra Madre Villa, Pasadena, Calif.  
Price: \$2,290.

Availability: From stock by mid-December.

## High-Current Adapter

728

For use with type 575 transistor-curve tracer




Type 175 high-current adapter is for use with the firm's type 575 transistor-curve tracer. It provides 200-amp collector displays, three ranges of collector supply and 12-amp base supply. It permits the tracer to plot and display the characteristic curves of high-powered transistors and diodes.

Tektronix, Inc., Dept. ED, P.O. Box 500, Beaverton, Ore.

Price: \$1,425 ea.

Availability: From stock.



# The Avnet System

creates a new Concept of Distribution

The Avnet System knows how to put the *right* line of electronic components in the *right* place at the *right* time. This little difference can make a big difference in your final result. If your requirements call for a certain type of component with, perhaps, highly individualized specifications, The Avnet System will put exactly what you need where you need it... at the time you designate.

This Concept of "right" in selecting a line of electronic components is one of the many advantages in The Avnet System. Avnet maintains a network of Sales Engineers traveling the U.S. Each engineer has his counterpart in a Service Center Expediter. Tremendous stocking facilities are maintained strategically throughout the country. Avnet maintains and operates complete assembly facilities for Connector Prototype requirements. For the right line of electronic components, contact your nearest Service Center in The Avnet System.

## AVNET



**THE AVNET SYSTEM**  
Men / Methods / Materials / Management  
AVNET ELECTRONICS CORP.

Avnet Service Centers and Stocking Facilities are located in Los Angeles, Cal.; Sunnyvale, Cal.; Chicago, Ill.; Dayton, Ohio; Westbury, L. I.; Burlington, Mass.

Avnet distributes from its stocking facilities: BENDIX SCINTILLA CONNECTORS, SPERRY SEMICONDUCTORS, RHEEM SEMICONDUCTORS, ELECTROSNAP AND HETHERINGTON SWITCHES, GREMAR CONNECTORS, CLARE RELAYS, ROBERTSON SPLICE & CONNECTOR CASES, BABCOCK RELAYS, KING SUBMINIATURE HI-TEMP CERAMIC CAPACITORS, TIC PRECISION TRIMMERS, VIBREX FASTENERS by GENERAL TIRE & RUBBER CO., U. S. SEMCOR SEMICONDUCTORS, SANGAMO CAPACITORS, SPRAGUE CAPACITORS


CIRCLE 123 ON READER-SERVICE CARD

## NEW PRODUCTS

### Pulse Transformers

673

Come in spherical, cylindrical and cube styles



These pulse transformers are encapsulated and can be used from  $-55$  to  $+105$  C. In typical blocking oscillator applications, standard pulse widths are 0.15, 0.22, 0.33, 0.47, 0.68, 1, 1.5, 2.2, 3.3, 4.7, 6.8, 10, and 15  $\mu$ sec. The spherical style, suited for point-to-point wiring has a maximum body dimension of 0.625 in. The cylindrical type, for terminal-board wiring, has a body diameter of 0.625 in. The other style is a 0.578-in. cube designed for printed-circuit applications.

Wilcox Magnetic, Wilcox Electric Co., Dept. ED, 1400 Chestnut St., Kansas City 27, Mo.

### Vacuum-Tube Voltmeter

620

Accuracy is 0.02%



The TS-E6 slide-back, vacuum-tube voltmeter maintains an accuracy of 0.02% on ranges of 0.001 to 100 v and 100 to 1,000 v. It operates on 60, 400 and 1,600 cps at 110 v ac. A standard cell is built in for immediate calibration. Requirements of MIL-T-945A are met. The entire unit is self-contained with leads and probes mounted on the lid; it weighs 25 lb.

Electrical Engineering Research and Development Laboratory, Dept. ED, 381 W. 7th St., San Pedro, Calif.

Availability: In limited quantities.

SERVING AS THE SERVO STANDARD FOR THE PAST 10 YEARS



**SERVOSCOPE® is accepted in many weapons systems programs:**

<i>Polaris</i>	<i>Nike-Zeus</i>
<i>Atlas</i>	<i>Hustler</i>
<i>Vanguard</i>	<i>Sparrow</i>
<i>Jupiter</i>	<i>Hercules</i>
<i>Hawk</i>	<i>Titan</i>
<i>F-104</i>	<i>...and many others</i>

**Typical applications include:**

- aerophysics*
- flight test instruments*
- airborne radar seeker servo systems*
- network response*
- computers and servomechanisms*
- autopilot and damper testing*
- simulating rate gyro*
- frequency response characteristics of components and systems*
- loops of autopilot and aircraft flight controls*
- antenna servo drive tests*
- aircraft electronic servo system testing*
- servo system analyses in servo test program (flight training)*
- frequency response on electrohydraulic servo system testing of radar systems*



# SERVOSCOPE®

## servo system analyzer . . .

**standard:** that which is established by authority, custom, or general consent, as a model or example; criterion; test.

From missiles to manufacturing, wherever servo systems must be tested and evaluated quickly, accurately, and dependably, there is only one standard: SERVOSCOPE®.

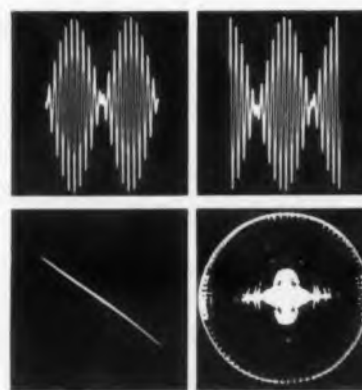
When Servo engineers introduced the remarkable "servo system analyzer" ten years ago, industry was quick to recognize the fundamental contribution made by this highly useful test instrument. And industry was quick to adopt it. Why?

From the simplest to the most complex electronic, electrohydraulic, electro-mechanical, and electropneumatic servo system, engineers found, SERVOSCOPE could provide them with reliable answers in a hurry. Here, at last, was an accurate, useful standard—a well thought-out, well designed test instrument made for servo engineers by servo engineers.

Today, thousands of instruments later, wherever you look you see SERVOSCOPE. To the engineer working with missiles, weapons systems, airborne gear, ground support equipment, instrumentation, navigation equipment, communications, computers, controls... SERVOSCOPE is an accepted fact, an accepted part of the program. SERVOSCOPE is the standard.

### Measures phase, gain, transient response

SERVOSCOPE's significant contribution is fundamental. It enables the investigator to determine the ability of his servo system to meet specifications



Typical scope patterns, measuring phase of A.C. servo system.


by measuring the changes in phase, gain, and transient response which occur when signals of various frequencies are fed to the design.

Using SERVOSCOPE, the engineer can safely evaluate the behavior pattern of the system for ultimate operating conditions.

### A combination of instruments

Essentially, SERVOSCOPE combines a sweep generator and a multiple signal generator with a calibrated phase shifter. The instrument generates sine waves, modulated carrier wave, and square wave phaseable signals with respect to either electronic linear sweep or sinusoidally modulated reference signals. It can be used to evaluate A.C. carrier and D.C. servo systems, accepting any carrier frequency from 50 to 5,000 cps.

SERVOSCOPE electromechanical frequency generation offers the advantages of excellent low frequency, good sine wave, low distortion, and wide range in carrier frequency.



Typical scope patterns, measuring phase of D.C. servo system.



Shift of scope pattern is measured to calculate gain. Formula:



$$\text{gain} = \frac{\text{system output}}{\text{system input}}$$

$$= \frac{\text{SERVOSCOPE "input"}}{\text{SERVOSCOPE "output"}}$$

$$= \frac{\text{information grid reading}}{1}$$

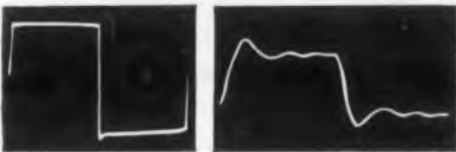
### Probing analyses

Because the investigator can easily plot his system's phase and amplitude response to various frequencies, SERVOSCOPE is being used for penetrating servo analyses.

The instrument analyzes transfer functions of open and closed loops and of damping and filter networks. Transient response and frequency response of systems and sub-systems components containing multi- and single-loop circuits can be observed.

Similarly, frequency response of portions of systems can be determined. SERVOSCOPE is also used for locating sources of non-linear distortion and establishing servomotor time constants.

With SERVOSCOPE, even a new man can plot Nyquist, Bode, and Nichols diagrams after only a few minutes demonstration.



Typical scope patterns, measuring transient response. Overshoot, response time, rise time, setting time may be determined from patterns.

Fast direct setting and readout together with high-accuracy measurement give precise and rapid results. No calibration is required, making the analyzer immediately applicable to new problems.



### Vital defense role

In test stands, ground support equipment, and other critical applications, virtually every major missile and weapons system program finds SERVOSCOPE in the shadow of its success. The instrument has military acceptance in the leading missile programs and other vital defense projects.

With SERVOSCOPE, investigators can easily perform:

Complete 5-minute analyses of any servo system, whether electronic, electrohydraulic, electromechanical, or electropneumatic.

Go—No Go production testing of control systems and components.

Ready analyses of radar and other tracking servo systems—in the field, as easily as at the breadboard stage.

6 models cover all ranges, provide the utmost reliability, from .001-100 cps.

**Model A**—frequency range: 0.1-20 cps.

**Model B**—frequency range: 0.15-30 cps.

**Model C**—frequency range: 0.3-60 cps.

**Model D**—frequency range: 0.001-20 cps.

**Model F**—frequency range: .005-100 cps.

**Model H**—small, lightweight, production line servo tester. Frequency range: 0.1-20 cps.

### Send for free SERVOSCOPE worksheets

Servo has designed a set of SERVOSCOPE worksheets which provide an easy and permanent method of dynamic analyses through recording and plotting phase and amplitude of any servo component system. Each of these worksheets is a reproducible master, so that you can make as many working copies as you need. Send for a set. You should find them useful. Just fill in the coupon below.



\* \* \* \* \*

Ask for a free demonstration by filling in coupon below.

## AF Spectrograph

542

Has automatic sweep



Type FNA af spectrograph offers selectivity that retains its absolute value over the entire frequency range. At 20 kc, measurements of hum modulation sidebands can be made with the full resolving power of the set. Inherent distortion is low, permitting measurements even on low-distortion passive and active networks. Measured values are plotted by the recorder which is equipped with an automatic frequency sweep. A synchronous oscillator is available for use with the spectrograph for a frequency-response test assembly.

Rohde & Schwarz, Dept. ED, 111 Lexington Ave., Passaic, N.J.

Price: \$5,950.

Availability: From stock.

## Modular Power Supplies

617

Four types offered



These four modules have the following ratings: 0.5 to 30 v at 100 ma, 25 to 55 v at 90 ma, 50 to 80 v at 85 ma and 75 to 100 v at 75 ma. They can be connected in series for higher outputs. Completely transistorized and short-circuit protected, the units are packaged to make components easily accessible. They can be furnished with octal plugs or solder terminals.

Dressen-Barnes Corp., Dept. ED, 250 Vinedo Ave., Pasadena, Calif.

Price: \$155 with solder terminals; \$157 with octal plug.

Availability: From stock.



# SERVO CORPORATION OF AMERICA

Sales and service offices coast to coast • 111 New South Road • Hicksville, Long Island, New York • WElls 8-9700

Servo Corporation of America  
111 New South Road  
Hicksville, Long Island, N.Y.

Gentlemen:

- Please get in touch with me right away to demonstrate the SERVOSCOPE at my plant without obligation.
- Please send me a free set of SERVOSCOPE worksheets.
- Please send me detailed information on SERVOSCOPE.

NAME \_\_\_\_\_

TITLE \_\_\_\_\_

ORGANIZATION \_\_\_\_\_

ADDRESS \_\_\_\_\_

CITY \_\_\_\_\_ ZONE \_\_\_\_\_ STATE \_\_\_\_\_

DEPT. \_\_\_\_\_ PHONE \_\_\_\_\_ EXTENSION \_\_\_\_\_

CIRCLE 125 ON READER-SERVICE CARD



## Look at the New UNION Type "S" Sensitive Relay

Minimum pickup power at 25°C	—40 Milliwatts
Nominal operate power at 125°C	—125 Milliwatts
Vibration	—0.1" D.A. or 20G, 10 to 2000 CPS
Shock	—50G for 11 milliseconds
Life	—2 Amp Resistive, 1 Amp Inductive at 26.5 Volts D.C. for 100,000 operations
Temperature Range	— -65°C to 125°C
Weight	—.9 Oz. Nominal
Contact Arrangement	—2PDT Form C

The hermetically sealed case of the new UNION Type "S" Sensitive Relay is 1.23" long, 0.91" wide, and 0.41" thick. The relay is designed to meet all requirements of Mil-R-25018 and Mil-R-5757C.

Like all UNION relays, the construction and design of the Type "S" relay stresses reliability. The all-welded frames and 2-pole, double-throw bifurcated contacts increase reliability in dry circuit applications. A unique UNION feature in the armature suspension system provides vibration immunity. A torsion wire is anchored to the armature and backstrap to act as a biasing spring. It supports the armature and eliminates end play. The

design also incorporates the rotary principle of operation, found in the entire line of reliable Union Switch & Signal miniature relays.

The Type "S" relay has a pickup sensitivity of 40 MW at 25°C and 60 MW at 125°C. To meet rated shock and vibration, the nominal operate power is 90MW at 25°C and 125MW at 125°C.

Union Switch & Signal's manufacturing capabilities and experience make it possible to provide these quality relays in quantity; with 0.2" grid-spaced header, with solder lugs, plug-in terminals, or 3" leads.

Contact Union Switch & Signal for additional information about the new Type "S" Sensitive Relay.

Member: National Association of Relay Manufacturers

*"Pioneers in Push-Button Science"*



**UNION SWITCH & SIGNAL**

DIVISION OF WESTINGHOUSE AIR BRAKE COMPANY —

PITTSBURGH 18, PENNSYLVANIA

CIRCLE 126 ON READER-SERVICE CARD

## NEW PRODUCTS

### Thermocouple Selector Switches 517

Will switch from 1 to 144 sensing elements

These rotary, key and push-button selector switches provide rapid, accurate switching for from 1 to 144 thermocouples, resistance thermometers or measuring instruments. Key and push-button switches will also average temperatures, or switch a measuring instrument to different measuring points. Push-button switches have interlocking action.

Thermo Electric Co., Inc., Dept. ED, Saddle Brook, N.J.

### Thermal Resistance Tester 466

For semiconductors and transistors



Model 149, thermal-resistance tester, measures resistance of semiconductors, power diodes and transistors. Measurements can be made within 5% under standard conditions. Heating current is 1 to 5 or 1 to 50 amp; measuring current is 1 to 100 ma; measuring pulse width is 100 μsec. Cooling time is 650 μsec max; sampling rate is 10 per sec.

Wallson Associates, Inc., Dept. ED, 912 Westfield Ave., Elizabeth, N.J.

Price: \$5,000 to \$8,000 ea.

Availability: 30 days.

### Power Supply 522

Is transistor regulated

Model V-410 power supply has a load current of 200 ma to 1.5 amp, an output voltage of 275 to 285 v dc, and a maximum ripple of 5 mv

rms. Line regulation and load regulation are  $\pm 0.5\%$ . Additional modules are available for centering of a broadcast-master monitor or TV camera and for monitoring the constant current.

Foto-Video Electronics, Inc., Dept. ED, 36 Commerce Road, Cedar Grove, N.J.

Price: \$795.

Availability: From stock.

### Current Indicator 458

Wide-range current-measuring instrument



Model I-309A current indicator is designed for measurement of electron or positive-ion beam current and general laboratory use. Full-scale sensitivity can be varied from 1 ma to 3 μa in 12 switch settings. Drift is less than 0.01% per hr; over-all accuracy is 1% of full scale. An auxiliary output drives a 1-ma recorder. Response time is 10 msec. The unit can be used as a low-drift dc amplifier.

Elcor, Inc., Dept. ED, 1225 W. Broad St., Falls Church, Va.

### Phase Controllers 529

Are solid state and modular

The basic modules of these solid-state, modular-silicon controlled-rectifier phase controllers can be combined to provide power control from watts to kilowatts. For low power-servo applications, up to 300 w, silicon-controlled rectifiers can be added to the phase controller package resulting in a miniature,

all semiconductor silicon-controlled rectifier servo amplifier. Variations of the basic modules number about 50 and can be combined to form thousands of different control amplifiers.

General Electronic Control, Inc., Dept. ED, 1015 South Sixth St., Minneapolis 4, Minn.

### Wideband Pre-amplifier Plug-In 383

Sensitivity is 5 mv per cm



Type 4205 plug-in is for the firm's type 425 oscilloscope. It can select nine attenuator positions up to 2 v per cm. A coarse and fine balance control permits rapid, precise adjustment. The unit has a 2-v signal output for attenuator probe calibration, and two inputs which accept ac or dc.

Fairchild Camera & Instrument Corp., Allen B. Du Mont Laboratories Div., Dept. ED, 750 Bloomfield Ave., Clifton, N. J.

### Glass-Bonded Mica 554

For potentiometer coil forms

Designated Mykroy 1116, this grade of glass-bonded mica can be finished to 10 to 18  $\mu$  in. finishes for smooth potentiometer coil forms. Brushes will not bump or chatter on windings of 0.0003-in. diameter wire on the material. The coefficient of thermal expansion is close to that of stainless steel. The material is available in ground solid rods or in tubular form with a minimum wall thickness of 0.07 in.

Electronic Mechanics, Inc., Dept. ED, Clifton, N. J.

### Multiplex Converter 435

Accuracy is within 0.05%

This voltage-to-digital conversion system incorporates a multiplexer. Computation and conversion loops are integrated into a single system. The solid-state unit has 100 channels. Accuracy is within 0.05%.

General Precision, Inc., Link Div., Dept. ED, Binghamton, N.Y.

### Time-of-Event Marker 450

Permits sampling by a telemetry system



Model 2-164A event-marker is an ultra-linear ramp generator triggered at the time of an event to permit sampling by a telemetry system. The unit resets automatically in less than the sampling period for repetitive event-marking. Characteristics include: linearity, 0.25%; triggered by positive and/or negative pulses or waveforms; nominal ramp slope, 0.05 v per msec; available in ranges of 0.005 to 0.5 v per msec; output voltage, 6.5 v max. The unit can be used in ballistic missile environments.

Electro Development Corp., Dept. ED, 3939 University Way, Seattle 5, Wash.

### Continuity Checker 376

Transistorized

The Con-Chek produces a clear, distinctive audible tone for continuity, a higher pitched tone for low-resistance circuits, and a crackled tone for intermittents. Open circuits and circuits having more than 100 ohms of dc resistance produce no tone. The device is pocket size and weighs 11 oz.

E D P Corp., Dept. ED, 3501 S. Orange Blossom Trail, Orlando, Fla.

Price: \$10 to \$15 with battery.

# WORLD FAMOUS Simpson 260!

TRADEMARK

RUGGED  
PRINTED  
CIRCUIT!

still  
only  
\$43.95  
Complete with leads and  
Operator's Manual.  
Also available in  
Roll-Top model at  
only . . . \$49.95



... the VOM that outsells  
all others combined

## ONLY SIMPSON'S 260® VOM CONVERTS INTO SEVEN DIFFERENT TESTERS!



See them at your  
Electronic Distributor

Adapters  
TRANSISTOR TESTER  
DC VTVM  
TEMPERATURE TESTER  
AC AMMETER  
AUDIO WATTMETER  
MICROVOLT ATTENUATOR  
BATTERY TESTER

### SIMPSON ELECTRIC COMPANY

5202 West Kinzie Street, Chicago 44, Illinois  
Phone: ESTebrook 9-1121

In Canada: Bach-Simpson Ltd., London, Ontario

WORLD'S LARGEST MANUFACTURER OF ELECTRONIC TEST EQUIPMENT

CIRCLE 127 ON READER-SERVICE CARD

Write for  
Bulletin  
No. 2062

# YOUR GUARANTEE OF PRODUCT RELIABILITY

**ACKNOWLEDGMENT**  
**CORNISH WIRE COMPANY**  
INCORPORATED  
50 CHURCH ST. - NEW YORK 7

DATE: SEPTEMBER 19, 1960      OUR ORDER # 62-934

SOLD TO:      SHIP TO:

A W C ELECTRONICS MANUFACTURING COMPANY  
1912 HANCOCK AVENUE  
FOREST HILLS, N. J.

QUANTITY      DESCRIPTION      SHIPPED      PRICE

QUANTITY	DESCRIPTION	DATE	QUANTITY	PRICE
20,000 FT.	12/2 CABLE IN ACCORDANCE WITH MIL-C-5756B			
25,000 FT.	CG-03 MIF (3/16) 230 0075 IN ACCORDANCE WITH MIL-C-3432A			
100,000	CGS-2 (16) IN ACCORDANCE WITH MIL-C-3884			

MATERIAL TO BE SOURCE INSPECTED IN ACCORDANCE WITH APPLICABLE SPECIFICATIONS

CONTRACT #16125-PP-60-C1-CB

THIS ORDER IS ACCEPTED SUBJECT TO CONDITIONS PRINTED ON REVERSE SIDE HEREOF.

**SHIPPING SCHEDULE**

WE WILL SHIP FROM  WILLIAMSTOWN, MASSACHUSETTS

ITEMS 1 AND 2 - OCTOBER 19, 1960

ITEM 3 - NOVEMBER 1, 1960

By: \_\_\_\_\_

41 years of design, engineering and manufacturing experience goes into every Cornish cord set, wire and cable assembly. Manufactured to rigid military specifications, Cornish products have proven their high standard of reliability in a wide variety of electronic applications. Design problems, requiring custom components, are a specialty with Cornish engineers. We welcome the opportunity to discuss the requirements of your specific problems with you.

Cornish produces a wide range of products to meet military specifications some of which are: MIL-C-5756B / MIL-C-7974 / MIL-C-12064A(CE) / J-C-90A / MIL-C-3432A / MIL-C-3884 / CORNISH WIRE COMPANY, 50 CHURCH STREET, NEW YORK 7, NEW YORK



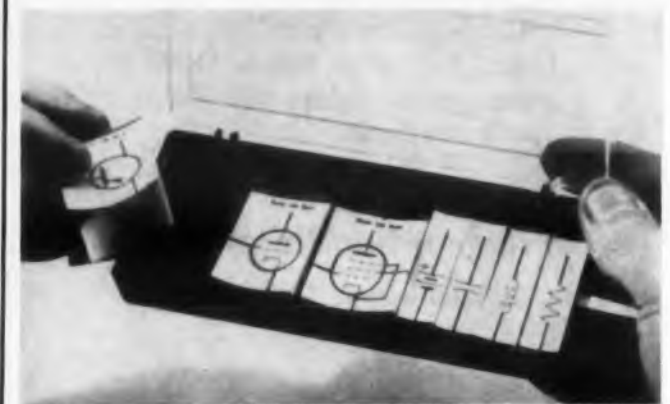
CIRCLE 128 ON READER-SERVICE CARD

## NEW PRODUCTS

### Electrical Symbols

623

Printed on adhesive matte acetate



The Select-A-Circuit consists of ASA and IRE symbols printed on self-adhesive matte acetate. The symbols are individually printed; pads of 100 symbols are available.

Engineering and Science Aids Co., Dept. ED, 392 Jackson Ave., Jersey City 5, N. J.

Price: Begins at \$1.85 per 100.

### Silicon Battery Chargers

355

Charging current and voltage of these silicon battery chargers are automatically controlled through a stepless transition from beginning to end. Voltage regulation is within 1%, and end charging current is about 1/20 of rated capacity. All units operate from single phase power. Models are available in capacities of 1 and 3 amp for battery systems from 6 to 120 v.

Hughes Electronics Co., Dept. ED, 5343 Crenshaw Blvd., Los Angeles 43, Calif.

### Soldering Tools

365

These soldering tools have bayonet-type probes with insertion or removal accomplished by a 90-degree turn. Tips are furnished in curved and straight designs. A supply of wire solder for several shifts of use is contained in the handle.

International Electronic Research Corp., Commercial Products Div., Dept. ED, 135 W. Magnolia Blvd., Burbank, Calif.

Price: \$5.95 for the tool and standard probe tip.

### Heat-Reactive Tubing

356

ScotchTite vinyl tubing shrinks under heat to provide a tight covering for symmetrical or contoured shapes. Full transparent tubing, identified as Temflex 105, as well as No. 3025 black tubing is offered. For applications such as covering harness cables, condensers, coils, and high-voltage leads, the tubing can be used on objects from 3/64 to 5 in. in outside dimension.

Minnesota Mining and Manufacturing Co., Dept. ED, 900 Bush Ave., St. Paul 6, Minn.

**MILGRAY/NEW YORK**



**YOUR  
IMMEDIATE  
OFF-THE-  
SHELF  
DELIVERY  
SOURCE**

**OF  
National  
SEMICONDUCTORS**

Factory Prices in Quantities of 1-99  
Write for specification sheets



**MILGRAY ELECTRONICS, INC.**  
136 LIBERTY STREET, NEW YORK CITY 6,  
REctor 2-4400  
TWX-NY1-4013 • FAX-FQF  
ENTERPRISE AND ZENITH NUMBERS  
IN LEADING INDUSTRIAL AREAS  
CIRCLE 124 ON READER-SERVICE CARD

# NEED A QUALITY SOURCE

for 2N332A · 3A · 4A · 5A · 6A  
2N337 & 8?

TRY *National Semiconductor*

OR... FOR DIRECT ELECTRICAL REPLACEMENT  
IN A TO-18 SUB-MINIATURE CAN...

TRY... 2N756 · 7 · 8 · 9 · 60  
2N761 · 2

...with these added electrical plus features:

1. Guaranteed minimum emitter-base breakdown voltage—8 volts. *No diode protection necessary.*
2. Guaranteed maximum leakage current = 0.2 microamps. *Assures reliability.*
3. Flat Beta vs. collector current and Beta vs. temperature characteristics. *Simplifies circuit design.*
4. Guaranteed 50 megacycles minimum Alpha cut-off. *High frequency operation.*

ALSO  
AVAILABLE...

	TO-5	TO-18
NPN Medium Power	2N696, 7, 9 2N497, 8 2N656, 7	2N717, 18, 20
NPN Switch	—	2N706, 706A 2N753
PNP Small Signal	2N1440, 1, 2, 3 2N327A, 8A, 9A	NS192, 3, 4, 5, 6, 7


For detailed information and technical data, write:



*National Semiconductor* CORPORATION

P.O. Box 443, Danbury, Conn. · Pioneer 3-7624 · TWX DANB 452-U  
CIRCLE 129 ON READER-SERVICE CARD

## NEW SHIELDED BAR-RING METER MOVEMENT



**MAKES API  
METER-RELAYS**

**"MIL-SPEC" RUGGED**

Designed to meet applicable provisions of MIL-M-10304, API's new meter-relays are far more rugged than conventional core-magnet types. Reason: the greater magnetic efficiency of the bar-ring movement.\* It puts more magnetic "horsepower" in the works . . . allows use of more substantial components at a better torque-to-weight ratio. Result: improved resistance to shock, vibration and other environmental factors.

Nicely enough, the bar-ring also provides shielding from external magnetic fields. This means that you can mount the new meter-relays in any kind of panel—magnetic or non-magnetic—without worrying about effects on calibration.

As simple to incorporate into a design as a D'Arsonval panel meter (which it is—with control contacts added), the new API meter-relay might well be your best answer to a knotty engineering problem. It can monitor and control almost any electrically measurable variable. It's small and compact. It's reasonably low in cost. And it's reliable—models *without* the benefit of the sturdier bar-ring movement were tested to more than 10,000,000 operations! Have a look at Bulletin 4H, and see if the API meter-relay can't do a job for you.

\*To be used in all models ordered after Nov. 1, 1960.



**ASSEMBLY PRODUCTS, INC.\***

Chesterland 17, Ohio

CIRCLE 130 ON READER-SERVICE CARD

## NEW PRODUCTS

### Power Supply 374

Output is 0 to 100 v dc

Model SC 100-1 transistorized supply, designed for use in ground-support systems and automatic test equipment, has an output of 0 to 100 v dc at 0 to 100 ma. The output is completely programable from a distant point. Regulation is 0.1% for changes from no-load to full-load and 0.1% for 10% line changes. Ripple is 1 mv rms. Input is 115 v at 60 cps. The unit is a plug-in type and measures 4-1/8 x 5-1/2 x 6-9/16 in.

Mid-Eastern Electronics, Inc., Dept. ED, 32 Commerce St., Springfield, N.J.

Price: \$295.

Availability: 30 days.

### Thermionic Converter 544

Produces 1 w

Type Z-5386 sealed-off thermionic converter can be precision spaced consistently at 0.5 mil. Minimum power density is 0.2 w per sq cm of cathode surface; minimum thermal efficiency is 2.5%. The unit operates at a cathode temperature of about 1,100 deg C. It weighs 3 oz and can be used in space power supplies for military and scientific purposes.

General Electric Co., Power Tube Dept., Dept. ED, Schenectady 5, N. Y.

Availability: October, 1960.

### Transistorized Frequency Standard 433

Stability is  $\pm 5$  parts in  $10^{10}$  per day

Model RD-180 transistorized frequency standard has a stability of  $\pm 5$  parts in  $10^{10}$  per day. The unit is for use in frequency control systems. Output frequencies of 1 mc and 100 kc have simultaneous output levels of 1 v rms  $\pm 50$ ,  $-10\%$ ; the 5-mc output frequency has an output level of 25 mv into 1 K-ohm load. Output impedance is 1 mc and 100 kc into 50 ohms. Ambient

temperature range is to 50 C. Input voltage requirement is 115 v ac  $\pm 10\%$ , 50 to 400 cps.

Manson Laboratories, Inc., Dept. ED, 375 Fairfield Ave., Stamford, Conn.

### Coaxial RF Switch 536

For missile applications

This coaxial rf switch stands 50-g sustained acceleration and 20-g vibration from 75 to 2,000 cps, encountered in missile and other airborne applications. The device weighs 75-g and switches in 0.006 sec. Units are spdt, fail-safe, and are available for 6- to 30-v dc and 115-v, 400-cps operation. The type TNC, N, and HN coaxial connectors operate in an rf-frequency range of 100 to 5,000 mc.

Don-Lan Electronics Inc., Dept. ED, 1131 Olympic Blvd., Santa Monica, Calif.

### Data Converter 371

For on-line unimode translation

Data converter model ZA-752 translates standard five-level teletype paper tape to magnetic tape and can be used as an on-line unimode translator for the preparation of magnetic tapes using data transmitted from distant points via teletype. The unit contains a 128-character ferrite-core memory and a manual-vision check of code conversion and memory is provided. All solid-state circuitry is employed.

Electronic Engineering Co. of California, Dept. ED, 1601 E. Chestnut Ave., Santa Ana, Calif.

Price: \$36,000 job; Santa Ana, Calif.

### Twin-Blower Unit 530

For computer cabinets

Model MSA-11112 twin-blower unit provides a broad air flow pattern particularly suitable for computer cabinets and other equip-

ment where large numbers of heat-producing components are stacked or placed in long rows. With a 3,100-rpm motor, the unit provides 400 cfm at a static pressure of 0.8 in. Available motor speeds are 1,550, 3,100 and 3,450 rpm at 115 or 230 v.

Torrington Manufacturing Co., Specialty Blower Div., Dept. ED, Torrington, Conn.

### Electronic Tachometer 370

Completely transistorized

This completely transistorized tachometer operates on the detection of radio waves from the ignition system of an engine. No direct connections to the motor or electrical system are required. It has no moving parts and the transistor circuit is encapsulated in waterproof plastic. The unit has a 0 to 6,000 rpm calibrated dial. Weight is 5 oz, accuracy is  $\pm 2\%$ , required voltage is 12 v dc.

Electronics Systems, Inc., Dept. ED, 105 Chauncy St., Boston, Mass. Price: \$39.50.

### Wirewound Potentiometer 520

Measures 1/2 x 1/2 x 3/16 in.

Model 3250 wirewound potentiometer measures 1/2 x 1/2 x 3/16 in. and weighs approximately 0.05 oz. Resistance range is 100 ohms to 50 K,  $\pm 5\%$ . Power rating is 1 w at 70 C. Operating temperature is  $-65$  to  $+175$  C. The unit has wafer configuration and humidity-proof construction.

Bourns, Inc., Dept. ED, 6135 Magnolia Ave., Riverside, Calif.

Price: \$4.97 to \$7.80 ea.

Availability: From stock.

### Blower Assembly 539

Life of 2,000 hr guaranteed

The "Powair" series of blowers has a guaranteed life of 2,000 hr at 22,000 rpm. The motor is a remov-

able unit and can be slipped out of the blower easily for simple field servicing. All parts are interchangeable and available as spares. Bearings for the 400 cps motors are larger than normally found in motors of comparable size and the motors are constructed of stainless steel to give assurance of longer life.

Dean and Benson Research, Division of the Benson Manufacturing Co., Dept. ED, Kansas City 27, Mo.

### Electrical Insulating Tape 586

Withstands 150 C

Type 870 polyester film pre-set electrical insulating tape provides class B insulation which will withstand up to 150 C. It does not require baking for curing, and the adhesive resists the solvent action of electrical varnishes. The tape has high tensile and tear strength, and wraps snugly on irregular surfaces. Applications are principally in banding field and armature coils, holding lead wires in motor and generator manufacture, and wrapping capacitors and coils.

Permacel, Dept. ED, New Brunswick, N.J.

Availability: From stock.

### Magnetic Pick-up Kit 519

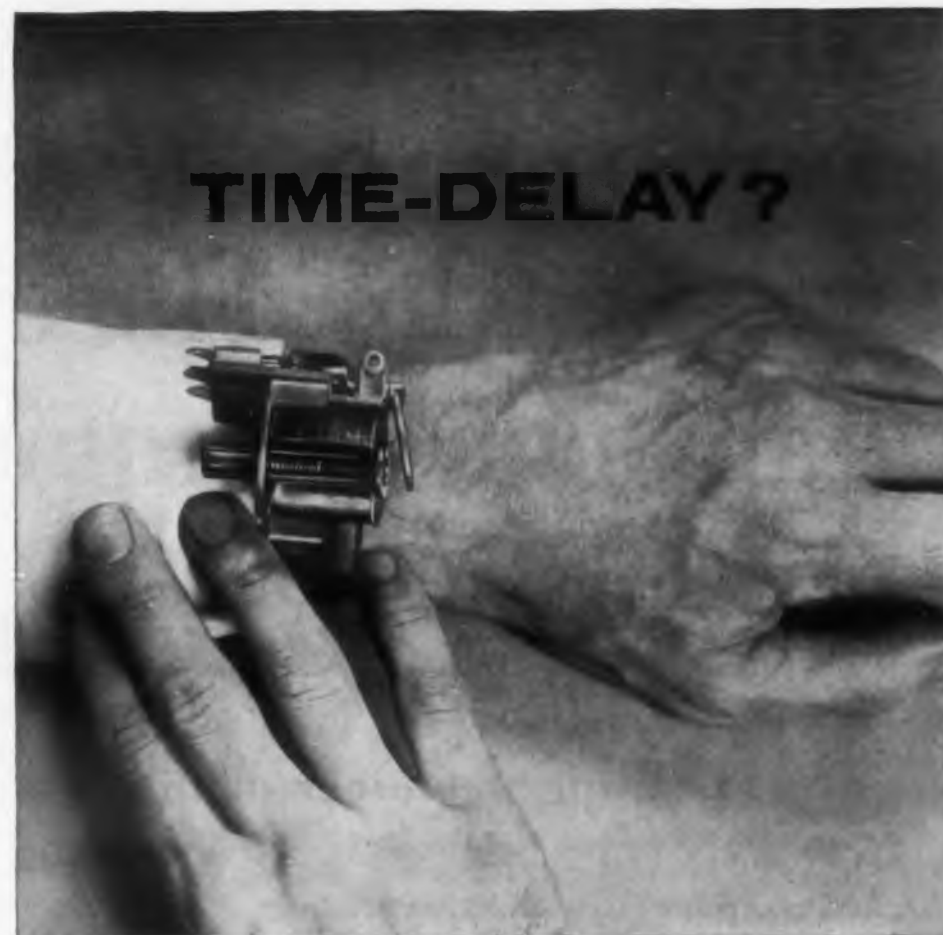
Subminiature to standard sizes

This experimental magnetic pick-up assortment is designed to solve control- and speed-measurement problems. Indication applications include motion, rpm, sequences and vibration. Actuation applications include electronic counters, recorders and servo-mechanisms. Control applications include magnetic amplifiers, relays and thyatron circuits. The pick-ups also provide data for telemetering in missiles, aircraft and satellites.

Electro Products Labs., Inc., Dept. ED, 4500 N. Ravenswood Ave., Chicago 40, Ill.

Price: \$64.50 ea.

Availability: From stock.



Heinemann can give you any set delay from a quarter-second wink to a two-minute yawn, all wrapped up in a relay no bigger than a healthy ice cube. Called the Type A Silic-O-Netic Relay, this three-ounce time-delay unit offers S.P.D.T. or D.P.D.T. switching, with up to three amps' contact capacity. All of which is pretty good, but the real clincher is the continuous-duty coil. It permits the relay to be energized continuously, to serve as a load relay, too. This eliminates the need for auxiliary lock-in circuits. Result: substantial savings in space, wire, solder—and dollars. Bulletin 5003 gives detailed specifications; a copy is yours, of course, for the asking.

## HEINEMANN ELECTRIC COMPANY

156 PLUM STREET



TRENTON 2, NEW JERSEY

CIRCLE 131 ON READER-SERVICE CARD

1175

141

# Taylor Fibre Co. announces acquisition of

**Dytronics**  
INCORPORATED • ROCHESTER, MICH.

## Leading producer of die stamped circuits

Taylor Fibre Co., a leading manufacturer of laminated plastics and vulcanized fibre, has acquired Dytronics, Incorporated, a leading producer of die stamped circuits for the automotive, appliance, electrical and electronics industries.

Die stamped circuits are *printed circuits* produced by a dry technique in which a heated metal-cutting die is used to delineate the conductor pattern and bond it to the base material by activating a thermoresponsive adhesive between the metal foil and the insulating areas.

Here are some of the salient features of die stamped circuits that will give you big benefits:

- Unique base materials can be employed
- Electrical properties of the base materials are unimpaired during processing

- A greater variety of conductor metals can be used
- Uniformity of circuit configuration can be maintained indefinitely
- Exact duplication of circuit pattern is assured
- Exact line definition is provided
- Base material can be selected for electrical properties without consideration of chemical resistance
- Currents in excess of 40 amp can be handled
- Higher bond strengths can be produced
- High quality mass production is possible

Send now for a copy of a new booklet we have prepared on Dytronics and die stamped circuits—you will be glad you did. Taylor Fibre Co., Norristown 48, Pa.

**Taylor Fibre Co.**  
LAMINATED PLASTICS  
VULCANIZED FIBRE

CIRCLE 132 ON READER-SERVICE CARD

## NEW PRODUCTS

### Null Indicator

634

Has sensitivities of 10, 100 and 1,000  $\mu\text{v}$



Having three ranges of sensitivity, model NI-2 null indicator can be combined with any of the firm's ratio transistors to form an ac ratio bridge. Frequency range is 50 cps to 10 kc. The unit can be used as an amplifier from 25 cps to over 100 kc with gains of 50, 500 and 5,000. It is portable.

Gertsch Products, Inc., Dept. ED, 3211 S. La Cienega Blvd., Los Angeles 16, Calif.

Price: \$380.

Availability: 30 days.

### Ultra-Miniaturized Jacks

717

Model TR-2A ultra-miniaturized jack accepts phone tips for use on transistorized radios and other miniaturized applications. The Micro-Jack model TR-2 is a two-conductor single-closed-circuit unit that can be used as a two-conductor open-circuit type.

Switchcraft, Inc., Dept. ED, 5555 N. Elston Ave., Chicago 30, Ill.

### Coil Cans

579

These coil cans range in size from large types to transistor types as small as 1/4 in. in diameter. They are slotted, hole-punched, or shaped to meet a variety of applications.

The Staver Co., Inc., Dept. ED, 47 N. Saxon Ave., Bay Shore, L.I., N.Y.

Availability: From stock or made to order.

### Insulated Wires and Cables

444


These wires and cables, insulated and jacketed with Teflon 100 FEP, permit continuous service at temperatures between 175 and 200 C intermittent service at 250 C. They meet the specifications of Mil-W-16878C, possess good insulation resistance regardless of environmental conditions, and are completely non-flammable.

American Enka Corp., William Brand-Rex Div., Dept. ED, 31 Sudbury Road, Concord, Mass.



## Synchro Repeater

Has a 1,000-hr min life



This synchro repeater consists of a control transformer, amplifier, damper, servo motor, dc-power supply and gear train. A wide range of speed and torque outputs is available from size 11 to 15 synchro inputs. Specifications include: input power: 10 w nominal at 115 v, 400 cps; static error,  $\pm 0.3$  deg max at the input shaft; sensitivity, 0.3 deg max.

Orbit Instrument Corp., Dept. ED, 131 Eileen Way, Syosset, L.I., N.Y.

Availability: 60-day delivery.

## Microphone Connectors

714

This line of microphone connectors consists of models 4011, male type; 4012, female type; 4013, panel mounted connector; 4015, panel-mounted closed circuit connector. All are of rugged design in solid brass, nickel plated, with knurled grips for engaging and disengaging couplings.

Zoron, Inc., Dept. ED, 612 W. Monroe St., Chicago, Ill.

## Work Holder

382

The Tronic-Hold T-310 is a floor model able to hold 400 lb. Its sliding frame enables it to handle large chassis or harness boards of any length.

Flotron Industries, Inc., Dept. ED, 1608 Centinela Ave., Inglewood 3, Calif.

## Antennas

366

Spin-casting antennas, having a near-optical surface quality, are useful as radiators. They can be furnished for frequencies to 100,000 mc.

D. S. Kennedy & Co., Dept. ED, Cohasset, Mass.

## Miniature Jack

497

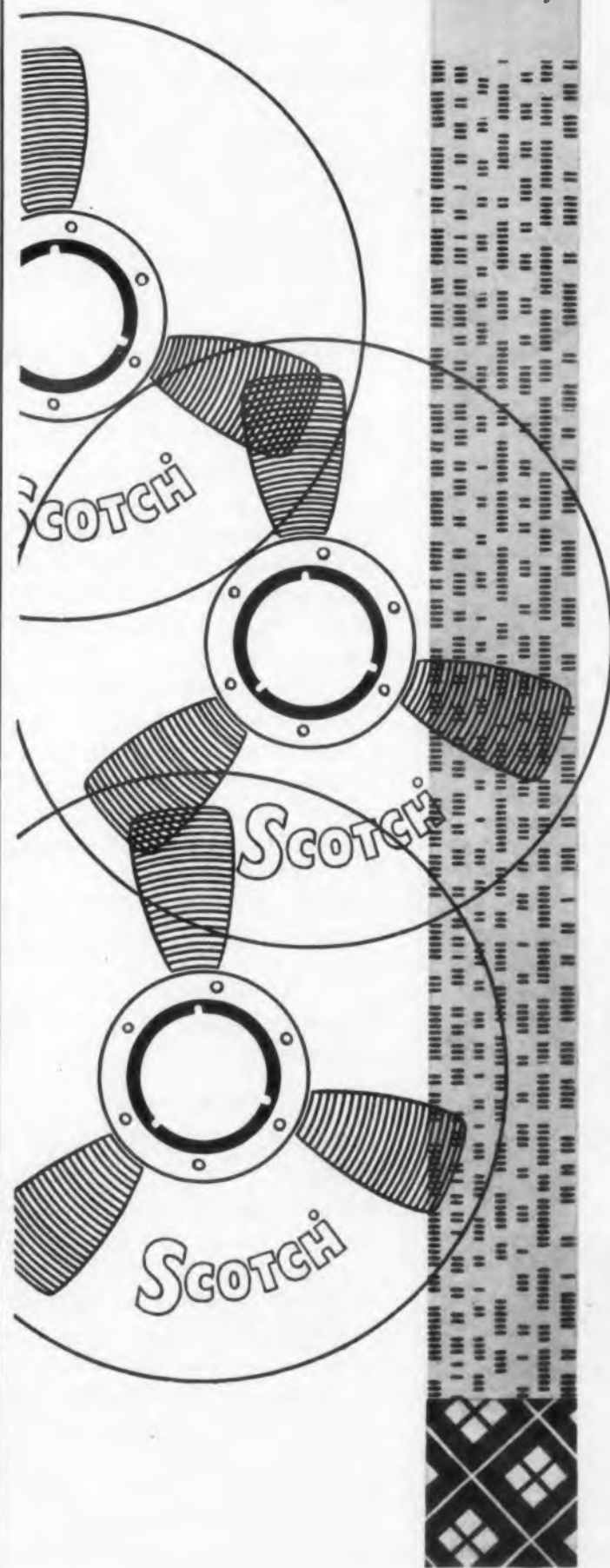
This miniature, J5-type jack is available in open, closed, and transfer circuit configurations. It is fully enclosed in color-coded thermoplastic. The design eliminates pile-up construction and hand adjusting.

Carter Parts Co., Dept. ED, 3401 Madison St., Skokie, Ill.

612

## NO DISTORTION OF THE FACTS

*"SCOTCH" BRAND Precision Reels  
stack up well,  
thread smoothly*



IN INSTRUMENTATION, it nearly goes without saying that your choice of reels is as important as your choice of magnetic tapes. You can't afford any distortion of the facts you deal with—so why not give your "SCOTCH" BRAND Tape the best running mate—a "SCOTCH" BRAND Precision Reel.

While most drop outs come from dust or other contaminants on the tape surface, the next most significant factor is related to improper handling. Dents or creases in the tape backing, damage to tape edges caused by uneven winding, too much tension on the tape at the end of a pass—all of these affect performance. Any stresses which exceed the yield point of the tape can cause a permanent set—a physical distortion which in turn leads to the attenuation or loss of important signals.

Precision is no empty word when applied to the "SCOTCH" BRAND reel. Every detail—design, materials and production techniques—grows out of years of careful research and testing by the same 3M research teams who have continually led in the development of magnetic tapes.

The "SCOTCH" BRAND Precision Reel is machined of aluminum. Its unique design offers maximum protection against tape damage from handling, while greatly lowering the moment of inertia—exerting less stress in stops and starts. Because the flanges are precision machined, they can be held to a fine tolerance—thicker at the hub, thinner toward the rim. These closely spaced, tapered flanges guide the tape into a smooth, even stack. Tape edges are kept perfectly aligned.

Threading up is easy on you and the tape. The "SCOTCH" BRAND reel employs a precision ground neoprene ring instead of a threading slot which can cause distortion of the inner turns of tape. To thread up, you simply start a turn of tape on the take-up reel. The neoprene ring, moreover, acts as a cushion for the innermost tape layers and guards against distortion from winding pressure and expansion-contraction stresses.

Flange apertures are reduced to the minimum compatible with the need for observation and threading—giving further protection to tape and greater rigidity to the reel. Compare—as the moment of reel decision approaches, a look at all the facts should lead you to come out in favor of "SCOTCH" BRAND Precision Reels.

Your 3M Representative is close at hand in all major cities—a convenient source of supply and information. For details on reels and tape constructions, consult him or write Magnetic Products Division, 3M Co., St. Paul 6, Minnesota.

"SCOTCH" and the Plaid Design are registered trademarks of 3M Company, St. Paul 6, Minnesota. Export: 99 Park Avenue, New York, N.Y. In Canada: London, Ontario. © 1960 3M Co.

**SCOTCH BRAND MAGNETIC TAPE**  
FOR INSTRUMENTATION

MINNESOTA MINING AND MANUFACTURING COMPANY  
... WHERE RESEARCH IS THE KEY TO TOMORROW

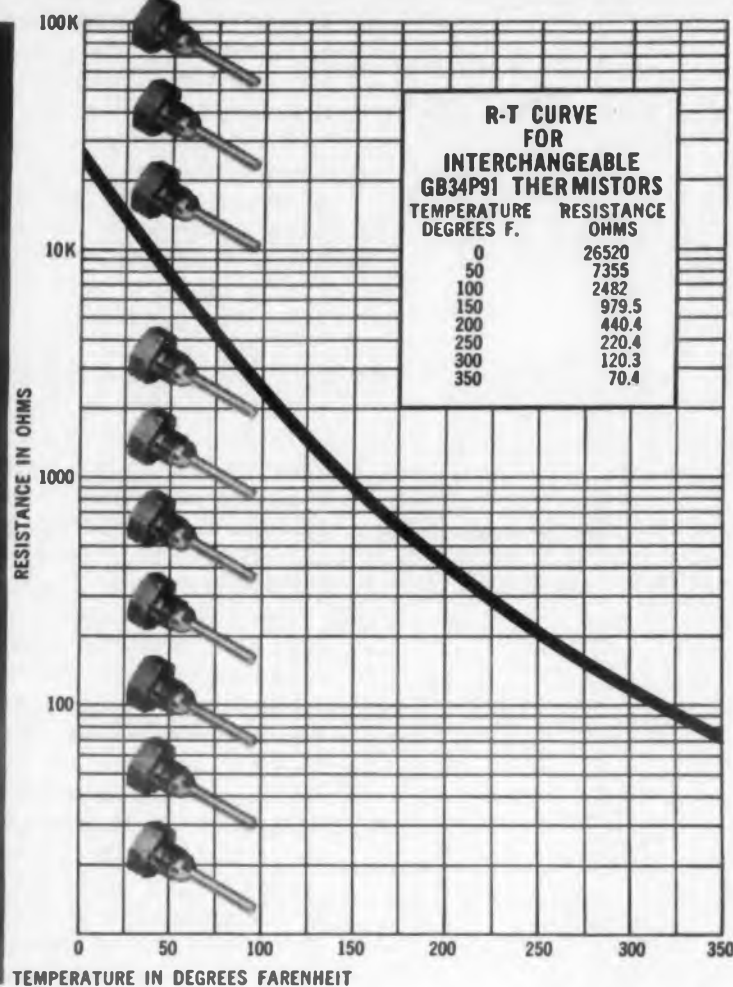


CIRCLE 133 ON READER-SERVICE CARD

# BREAKTHROUGH!

in thermistor design

Fenwal Electronics new "identical" thermistors permit complete



## interchangeability!

What do you need from a thermistor in the way of performance? Reliability? Extreme stability? High shock resistance? Long life? Fenwal Electronics can supply it. But Fenwal Electronics' thermistors provide an additional important characteristic all their own: **they can be supplied with identical resistance temperature curves.**

That means that now, for the first time, you can have complete interchangeability. It means you can rely absolutely on consistently accurate resistance changes versus temperature of Fenwal Electronics' thermistors. It means also you can now achieve accurate, multi-point temperature indication or control through a single system without having to calibrate out each individual sensor.

From Fenwal Electronics...THE MOST COMPLETE LINE OF PRECISION THERMISTORS



BEADS & GLASS PROBES... 0.006" to 0.100" diameter. Resistance values: 500 ohms to 100 megohms.

DISCS... 0.1" to 1" diameter. Resistance values: 5 ohms to 1,000 ohms.

WASHERS... .75" diameter. Resistance values: 5 ohms to 3,000 ohms.

RODS... 0.053" to 0.173" diameter varying lengths. Resistance values: 500 ohms to 500,000 ohms.

PROBE Assemblies... Built to your specific requirements, enclosed and mounted in individual housings or "packages" and ready to install.

E-I Matched pairs... Thermistor pairs beaded matched to voltage current characteristics and mounted on special hermetically sealed stems, designed for use in thermal conductivity gas analysis instruments.

From Fenwal Electronics...MORE HELP ON THERMISTOR PROBLEMS



\* Thermistor Experimental Kit — to help you expedite operations at the bread board stage. Just \$19.95 at electronics jobbers.



\* New Thermistor "Computer" — 5" x 8" "computer" reduces lengthy computations to single "slide rule" setting. Yours for the asking.



\* New Probe and Housing Brochure — Gives selection of probe designs.



\* New Thermistor Catalog EMC 3

For complete information, or the name of the Fenwal Representative in your area, write:



\*Probes can be supplied individually calibrated at all desired temperatures. When interchangeability is required, they can be supplied with identical resistance-temperature characteristics.

33 MELLETT STREET, FRAMINGHAM, MASSACHUSETTS

CIRCLE 134 ON READER-SERVICE CARD

## NEW PRODUCTS

### Stacking Machine 443

Operates automatically

This machine stacks coil-form terminals to paper and nylon tubes used in TV and radio coils. The tubes can be from 3/16 to 5/8-in. ID. Change-over times are as follows: spacing of terminals, 30 sec; one terminal to another, 40 sec; and one size tube to another, 2 min. The terminals are plated with special reflowed solder plate and have a self life of 6 mo.

Berg Manufacturing Corp., Dept. ED, New Cumberland, Pa.

### Isolation Power Transformer 523

For laboratory use

Model L131 power transformer is for general purpose laboratory use and for mounting as a component in equipment. The 350-w isolation transformer has a shunt capacitance of 40 pf. Signals from dc to several meg can be applied between the chassis of a conventional instrument and ground. Leakage resistance value for the secondary winding exceeds  $100 \times 10^3$  meg; breakdown voltage exceeds 5,000 v. The unit can isolate a complete instrument or a component circuit.

Elcor, Inc., Dept. ED, 1225 W. Broad St., Falls Church, Va.

### Commutator-Amplifier 442

For m.v. inputs

Known as the Magne-Plexer, this multiple input commutator-amplifier produces full scale output voltages up to 10 v from mv level sources such as thermocouples. Scanning speeds can range from less than one to many thousands of samples per sec. The basic unit is a module of 16 channels. Larger systems are obtained by combining amplifier modules with several power-supply control modules. Specifications are: operating speed, from less than 1 cps to 20 kc and

above; output, unbalanced  $\pm 2.5$  v into 5,000 ohm load with a load capacitance of 0.02 uf max; dc isolation, greater than 150 meg between inputs and to output; linearity,  $\pm 1\%$ ; noise,  $\pm 0.5\%$ .

San Diego Scientific Corp., Dept. ED, 3434 Midway Drive, San Diego 10, Calif.

Price: From \$9,500 for a 16-channel system to \$26,000 for a 96-channel system.

### Calibrating Unit 418

For corona test sets

Model CT-CAL-1 calibrating unit is for corona test sets. It is composed of a pulse generator having a continuously adjustable and regulated output, and a corona-free calibrating capacitor rated at 25 kv rms. The output control has a linear scale and is calibrated directly in micro-micro coulombs. Output of the pulse generator is 10- to 20- $\mu$ sec wide; rise time is 0.5  $\mu$ sec; repetition rate is 60 cps. The amplitude control is continuously adjustable from zero to 100 mv. The calibrating capacitor is 100 pf  $\pm 5\%$ .

Peschel Electronics, Inc., Dept. ED, Towners, Patterson, N.Y.

Price: \$700 ea.

Availability: 30 days.

### DC Power Supplies 417

Transistorized units

Models 800A-2 and 802B dc power supplies are transistorized units. Output for the units is 0 to 36 v at 0 to 1.5 amp. Ripple and noise is less than 200  $\mu$ v rms. Load and line regulation for the 800A-2 is less than 0.005 v from no load to full load and from 105 to 125 v ac, respectively. Load and line regulation for the 802B is less than 0.0036 v from no load to full load and from 105 to 125 v ac, respectively. Operating temperature for both models is 50 C max. Input for the 802B is 105 to 125 v, 50 to 440 cps, single phase, 2.5 amp at 117 v;

for the 800A-2 it is 105 to 125 v, 55 to 65 cps, single phase, 2.4 amp at 117 v.

Harrison Laboratories, Inc., Dept. ED, 45 Industrial Road, Berkeley Heights, N.J.

Price: Both models are \$580 ea.

## DC Power Supply 386

For fixed-voltage applications

Model 812C dc power supply is for high-current, fixed-voltage applications. Output is 0 to 32 v at 0 to 10 amp. Load regulation is less than 0.02 v from no load to 10 amp. Line regulation is less than 0.01 v from 105 to 125 v ac. Ripple and noise is less than 1 mv rms at any line voltage, output voltage and load current from no load to 10 amp. Input is 105 to 125 v, 50 to 65 cps, single phase. The unit weighs 52 lb and measures 5-1/4 x 16 x 19 in.

Harrison Laboratories, Inc., Dept. ED, 45 Industrial Road, Berkeley Heights, N.J.

Price: \$550 ea.

## Platinizing Kit 363

For replatinizing electrodes

Model PK-1 platinizing kit is for electrode stripping, electro-cleaning and replatinizing nickel or platinum electrodes of solution conductivity cells. The kit contains a 4-1/2-v battery supply, a meter, a reversing switch, a rheostat, binding-post terminals and a cut-out for a bottle of platinizing solution. The solution is sufficient for 25 average replatinizations.

Burrell Corporation, Dept. ED, 2223 Fifth Ave., Pittsburgh 19, Pa.  
Price: Kit, \$21.50 ea; solution, \$15.50 ea.

## Silicon Diodes 377

Range is 6.8 to 200 v

These 10-w silicon Zener diodes cover the voltage range of 6.8 to 200 v. They are for regulating dc

voltages, low-impedance dc-level changing, unbiased clamping, clipping, limiting and surge protection. All units contain single pn junctions. Other 10-w types available from this line include: 10M6.8Z5 through 10M200Z5; 1N2970B through 1N3015B; 1N1351A through 1N1375A; 1N1806A through 1N1836A; and 1N1603A through 1N1609A. Most types are available with 10 and 20 per cent tolerances and/or reverse polarity.

Dickson Electronics Corp., Dept. ED, Scottsdale, Ariz.

Price: From \$5.85 ea, 1 to 24 units.

Availability: 4 weeks.

## Pressure Transducer 375

Static error is  $\pm 1.5\%$

Model 304 pressure transducer uses a Bourdon tube as the sensing element. Static error band (including linearity, friction, hysteresis, resolution and repeatability) is as low as  $\pm 1.5\%$ . Power rating is 0.5 w at 160 F. Operating temperature range is  $-65$  to  $+212$  F. The unit measures 2.27 x 1.161 x 84 in. and weighs 2.2 oz.

Bourns, Inc., Dept. ED, 6135 Magnolia Ave., Riverside, Calif.

Price: \$142.50.

Availability: Immediate.

## Coaxial Attenuator 676

Unit is remote controlled

This miniature coaxial remote-controlled attenuator operates at a 0.005-sec rate. The device produces a straight-through coaxial connection on application of voltage, either 28 v dc or 115 v ac. When power is removed, the unit becomes a 20-db, bi-directional attenuator operating from 50 to 3,500 mc. Weight is 2.85 oz; MIL-E-5272C environmental specifications are met.

Don-Lan Electronics Inc., Dept. ED, 1131 Olympic Blvd., Santa Monica, Calif.

Price: \$150-\$200, up to 500; \$145, over 500.

Availability: 30 to 45 days.

ALL UNITS ACTUAL SIZE

SPRAGUE HYREL FB TYPE 403E

SPRAGUE HYREL FB TYPE 404E

HYREL FB TYPE 401E

HYREL FB TYPE 402E

HYREL FB TYPE 403E

**HYREL<sup>®</sup> FB**  
DEPOSITED CARBON  
RESISTORS

**UNMATCHED FOR  
PERFORMANCE**

... hermetically sealed in ceramic jackets against moisture and vapor ... safely protected against mechanical abuse. The Hyrel FB series is intended for applications in military, commercial and telephone electronic equipment where long life under high humidity, small size, stability of electrical characteristics are important.

WRITE FOR  
ENGINEERING BULLETIN 7010B

**SPRAGUE ELECTRIC COMPANY**  
347 Marshall Street, North Adams, Mass.

Made to far exceed  
MIL-R-10509C Specifications

**SPRAGUE<sup>®</sup>**  
THE MARK OF RELIABILITY

SPRAGUE COMPONENTS:  
CAPACITORS • RESISTORS • MAGNETIC COMPONENTS • TRANSISTORS  
INTERFERENCE FILTERS • PULSE NETWORKS  
CERAMIC-BASE PRINTED NETWORKS • HIGH TEMPERATURE MAGNET WIRE  
PACKAGED COMPONENT ASSEMBLIES

CIRCLE 135 ON READER-SERVICE CARD

# ANSWERS to specific fastening problems ...by SIMMONS

Economy, design flexibility, quick and easy installation, strength, and smooth, dependable action are advantages of these Simmons Fasteners, made for a variety of special applications. Whatever your fastening problem, engineering aid is available from Simmons.



**HOOK-LOCK**—Springless, positive-locking latch which lies flat against mounting surface, open or closed. Provides high closing pressure and load-carrying capacity. For military as well as commercial container applications.



**SPRING-LOCK**—Perfect, proved blind rivet for removable covers and panels on electric and electronic equipment, sheet-metal automobile parts, appliances.

Plastic Spring-Lock Shelf Supports with "heart of steel" help refrigerator makers cut costs, speed production, simplify servicing.



**SEND TODAY** for your copy of the Simmons catalog, with specifications, applications, installation instructions for all Simmons Fasteners. Samples are available. For special assistance, describe your requirements.

## SIMMONS FASTENER CORPORATION

1763 North Broadway, Albany 1, New York

See our condensed catalog in Sweet's Product Design File

CIRCLE 136 ON READER-SERVICE CARD



**LINK-LOCK**—Ideal latching device where heavy locking pressure is necessary. Available in heavy, medium, light duty, for use in military and commercial containers and demountable construction.



**DUAL-LOCK**—Impact and vibration-proof high-load butt-joint fastener that will not accidentally unlock or loosen. Recess in panels or surface mount. Withstands 7000-lb. tension.



**QUICK-LOCK**—For assembling removable panels and access doors. Locked by a 90° turn. Various sizes and types, for weather-tight electrical units, cowlings, access panels.

LINK-LOCK



HINGE-LOCK



**HINGE-LOCK**—A rugged pressure hinge which provides a strong seal along the hinge line of gasketed equipment containers and transit cases. Matched hardware with LINK-LOCK.



**ROTO-LOCK**—Versatile fastener for butt or right-angle joints in portable shelters, partitions, knock-down shipping boxes, etc. Solidly built, springless.



**CLAMP-LOCK**—A simple and strong, positive-locking clamp for fast assembly (and disassembly) of permanent or temporary rooms and buildings of flanged-panel construction.

## NEW PRODUCTS

### Power-Transistor Test Set

654

Measures dc characteristics



Model TTS-100 test set is for measuring dc characteristics on medium- and high-power, npn transistors. Collector current can be up to 10 amp. The meters, which are provided for voltage, collector-current and leakage-drive, are 50-division type with 2% accuracy. Voltage range is 1, 10, 100 and 200 v full scale, at 10,000 ohms per v. Punch-through voltage is determined without damaging the transistor.

Command Systems, Inc., Dept. ED, 1135 N. Stanford Ave., Los Angeles 59, Calif.

Price: \$695.

Availability: From stock.

### Low-Inertia Motors

748

Fractional-horsepower type

The 1060 series of fractional-horsepower motors is for installation where rugged, reliable control motors are needed. They are designed for single-phase, 115-v, 60-cps operation. Extended rotor bearing preload adjustments are provided for minimum starting-voltage control. Gear trains are optional.

Amphenol-Borg Electronics Corp., Dept. ED, 120 S. Main St., Janesville, Wis.

Price: \$38.12 for one to nine units.

Availability: From stock.

### Silicon Rectifiers

723

Current ratings are 1.1 amp



These double-diffused silicon rectifiers have current ratings of 1.1 amp in voltages from 50 to 1,000 v piv. The units are hermetically sealed.

Soliton Devices, Inc., Dept. ED, 67 S. Lexington Ave., White Plains, N.Y.

Availability: From stock.

## Digital Data System

Accuracy is 0.1%



This digital data system, intended for ship-board use, has an accuracy of 0.1% on magnetic tape. The unit has multiple-channel input and is fully transistorized.

Communications Control Corp., Dept. ED, 14707 Keswick St., Van Nuys, Calif.

*Availability:* Units are now in production for industrial and military applications.

## Variable Time Delay

Delays are to 160  $\mu$ sec

Delays to 160  $\mu$ sec at frequencies up to 30 mc can be furnished with these photo-elastic time delays. In operation, an acoustical signal in the solid transparent delay line is detected by optical means. The units can be used in target-detection radar systems and in computers.

Corning Electronic Components, Corning Glass Works, Dept. ED, Bradford, Pa.

*Availability:* Made on order.

## Computing Resolvers

Accuracy is 0.05%




These computing resolvers have non-bifilar compensating winding capable of standing 500 v dc between stator and compensator for 1,000 hr. In 23, 15, and 11 frame sizes, the units have an inter-axis error of 2.5 min. All units meet MIL-R-14346.

Vernitron Corp., Dept. ED, 123 Old Country Road, Carle Place, L.I., N.Y.

*Availability:* Immediate.

555

Resistor shown was fitted into the space available on this printed circuit simply by varying the blend of Du Pont's new Resistor Compositions. Conventional resistors would require redesign of circuit and more space.



## Du Pont announces—New Resistor Compositions that permit varied resistance values without changing geometric form . . . simplify design, save space

Now, new Du Pont Resistor Compositions offer a second dimension for controlling resistance. You can vary resistance values by changing the composition of the resistor without the need for altering the geometric form. These new resistor compositions give you greater design flexibility, essential for miniaturized circuits. Du Pont Resistor Compositions are available at three approximate resistance values: 500, 3,500 and 10,000 ohms/square per mil thickness, and they can be blended to give a range of intermediate values.

Du Pont Resistor Compositions are easy to apply . . . may be brushed, dipped, screen-printed or sprayed. Surfaces can be fired under normal atmospheric conditions in the 1100-1400°F. range.

Printed resistor patterns and coated rods have abrasion and impact resistance similar to fired silver coatings and show only small variations in resistivity under humidity, overload, tem-

perature and voltage conditions as typical laboratory data show:

Temperature coefficient . . . . .  $\pm 350$  ppm./°C. from -55°C. to +125°C.  
Voltage coefficient . . . . . Less than .02%/volt, negative  
Humidity exposure . . . . .  $\pm 1\%$  change after 250 hr. @ 95% relative humidity  
Overload . . . . .  $\pm 0.5\%$  change with standard short-time overload  
Temperature cycling . . . . .  $\pm 1\%$  change after 5 cyclings from -55°C. to +125°C.  
Load life . . . . .  $\pm 2\%$  change after 1,000 hr. at 70°C. at full load

Fired samples are available for your own evaluation. Request them on your letterhead, indicating application you have in mind. Complete technical information will also be sent. Write: Du Pont, Electrochemicals Dept., Ceramic Products Div., Wilmington 98, Delaware. Du Pont does not manufacture resistors . . . produces only resistor compositions and other high-quality conductive coatings: gold, silver, platinum and palladium.

**DU PONT RESISTOR COMPOSITIONS**



BETTER THINGS FOR BETTER LIVING . . . THROUGH CHEMISTRY  
CIRCLE 137 ON READER-SERVICE CARD

# a new name with a 50 year tradition in electronics

NEMS-CLARKE, a division of Vitro Corporation of America, has produced the finest in precision electronics since 1909. Now, this equipment will be produced and marketed by Vitro Electronics under the Nems-Clarke brand name. In communications, remember Vitro Electronics, the world's foremost designer and producer of special purpose receivers.

For Free Catalog, Write Dept. R

**VITRO ELECTRONICS**  
A DIVISION OF VITRO CORPORATION OF AMERICA

PRODUCERS OF NEMS-CLARKE EQUIPMENT  
919 JESUP-BLAIR DRIVE, SILVER SPRING, MARYLAND • 2301 PONTIUS AVENUE, LOS ANGELES, CALIFORNIA

CIRCLE 138 ON READER-SERVICE CARD

## NEW PRODUCTS

### DC-DC Current Monitor 747

Measures up to 250 amp

These current monitors, series 870 through 874, measure the flow of bus current to 250 amp with an accuracy of  $\pm 0.2\%$ . Output from the monitor can be used to regulate a dc source or as an over-load protection for a dc circuit. Models available have measurement ranges of 0 to 5, 0 to 100, 0 to 200 and 0 to 250 amp. The units are fully encapsulated and meet the environmental requirements of MIL-E-5272C.

Arnold Magnetics Corp., Dept. ED, 6050 W. Jefferson Blvd., Los Angeles 16, Calif.

Price: \$167.

Availability: 21 days.

### Miniature Resistors 556

Are rated at 1/4 w



The N-12 resistors, rated at 1/4 w, are designed for applications in airborne computers or in missile circuitry. Resistance range is 100 ohms to 133 K, voltage rating is 250 v and derating is 140 C. The units meet MIL-R-10509B, Char X. Standard tolerance is  $\pm 1\%$  and dimensions are 0.355 in. in length and 0.131 in. in diameter.

Corning Electronic Components, Corning Glass Works, Dept. ED, Bradford, Pa.

Availability: From stock.

### Chart Drive 750

For use with twin recorders

Particularly suitable for use with the firm's E-A twin recorders in relay-rack installations, this chart drive is housed entirely within the recorder case. It provides speeds to 3 in. per sec and can be shifted from hour to minute to second speeds. It operates on 120 v at 60 cps.

The Esterline-Angus Co., Dept. ED, P.O. Box 596, Indianapolis 6, Ind.

Price: \$385.

Availability: 10 days.

## BEEDE ELECTRICAL INDICATING INSTRUMENTS




MODEL 16 - BAKELITE - FLUSH  
4 1/2" x 3 1/8"



MODEL 230 - STYRENE - FLUSH  
4 3/8" x 3 3/8"

MODEL 310  
BAKELITE  
FLUSH  
3 1/2" DIA.



MODEL 23  
STYRENE  
FLUSH  
4 1/2" x 3 1/8"

FOR EVERY SPOT  
WHERE A DEPENDABLE  
ACCURATE MEASUREMENT  
IS A MUST

LONG LASTING — EASY TO READ

Catalog on request



**BEEDE** ELECTRICAL  
INSTRUMENT  
CO., INC.  
PENACOOK  
NEW HAMPSHIRE

CIRCLE 139 ON READER-SERVICE CARD

**IF**  
you can find  
a system  
for designing  
and packaging  
electronic  
equipment  
which will  
save more time  
than this one...  
buy it!

We're not asking you to 'buy' anything, really. All we want to do is expose you to an idea: namely, the Alden basic building block idea of electronic packaging—the fastest, easiest way to lay out and package electronic systems from off-the-shelf components yet devised. Sound like exaggeration? Far from it. Check it out for yourself—it won't cost you a cent to find out how this proven system can help you solve problems faster... free you from the mechanical packaging chores normally associated with your job so that you can spend more time doing what you're paid to do—*design*. Just write for complete information—and leave the burden of proof to us.

**ALDEN**

PRODUCTS COMPANY

12139 N. Main Street, Brockton, Mass.

CIRCLE 140 ON READER-SERVICE CARD

ELECTRONIC DESIGN • December 7, 1960

## Angular-Position Servo System 746


Range is to 359.999 deg

The ST SR-100 series of two-speed servo systems measure the angular position of remote shafts. They provide a range of 0 to 359.999 deg; resolution and repeatability are to 0.001 deg. The rms accuracy is  $\pm 5$  sec of arc and absolute accuracy is  $\pm 15$  sec. The systems consist of the ST-100 transmitter and the SR-100 receiver. The transmitter includes a 27-cycle resolver sensor and a single-cycle resolver, mounted in an integral package.

Datex Corp., Dept. ED, 1307 S. Myrtle Ave., Monrovia, Calif.

## Temperature Probe 615

For transistor-circuit work



The Thermo-Probe replaces soldering irons and other sources of local heating. The temperature-setting control is calibrated from 25 to 150 C. The probe tip fits neatly over a transistor; tips are interchangeable so that various components can be handled. Temperature calibration is accurate to  $\pm 3$  C and temperature is maintained closer than  $\pm 1$  C. Heater power is 6 w.

Kennedy Co., Dept. ED, Altadena, Calif.

Price: \$72.50.

Availability: Two weeks.

## Insulating Tape 402

Made of Teflon and glass cloth

Designated Lamoflex type TC, this insulating tape is constructed of Teflon FEP on one side of glass cloth reinforcement. Tape currently in production has 0.002-in. Teflon on 0.002-in. glass cloth. The thicknesses of both the Teflon and the glass cloth may be varied. The tape can be used on transformers and motor coils. It comes in widths from 0.5 to 6 in.

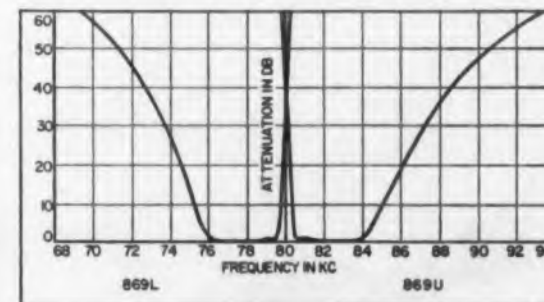
International Resistance Co., Dept. ED, 401 N. Broad St., Philadelphia 8, Pa.

Price: \$14.47 per 36-yd roll in the 1-in. width.

## FIRST SSB Receiver completely designed to Navy specifications for shipboard installations uses HERMES CRYSTAL FILTERS



Single-Sideband Receiver, Model AN/WRR-2, developed by National Company, Inc. for U. S. Navy installations, used Hermes SSB Crystal Filters, Models 869U and 869L.



Attenuation Characteristics, Hermes SSB Crystal Filters, Models 869U and 869L.



Hermes SSB Crystal Filters, Models 869U and 869L. Shown approx. 1/4 size.

The AN/WRR-2 Single-Sideband Receiver, developed by National Company, Inc., has been adopted by the Navy as standard communications receiving equipment for installation aboard Submarines, Cruisers, and Aircraft Carriers.

The National Company selected Hermes SSB Crystal Filters, Models 869U and 869L for the AN/WRR-2 for their ability to reproduce a high quality SSB signal under adverse environmental conditions encountered in submarine and aircraft carrier operations. Months of service testing verified the quality and performance built into these filters by Hermes engineers. Specifications for these SSB Crystal Filters are:

	Model 869U	Model 869L
Carrier Frequency	80 kc	80 kc
Frequencies at 3 db	80.3 kc max. 84.0 kc min.	76.0 kc max. 79.7 kc min.
Passband Response Variation	$\pm 1.5$ db max.	$\pm 1.5$ db max.
Environmental Requirements (MIL-F-18327A)	Operating Temperature Range Non-operating Temperature Range	$-28^{\circ}\text{C}$ to $+75^{\circ}\text{C}$ $-62^{\circ}\text{C}$ to $+75^{\circ}\text{C}$

National Company's AN/WRR-2 Single-Sideband Receiver is a companion unit to Westinghouse Electric's AN/WRT-2 Single-Sideband Transmitter, now standard Navy equipment, which also uses Hermes SSB Crystal Filters. Hermes has supplied SSB Filters from 100 kc to 16 mc.

If you have a filtering problem, call on Hermes engineering specialists to assist you in the design of your circuitry and in the selection of filter characteristics best suited to your needs.

**Hermes**



ELECTRONICS CO.

75 CAMBRIDGE PARKWAY, CAMBRIDGE 42, MASS.

A DIVISION OF

Itek

CIRCLE 141 ON READER-SERVICE CARD

## BROADBAND COAX ISOLATORS FOR L&S BANDS



### NEW COMPACT DEVICES PROVIDE MINIMUM ISOLATION OF 20 DB OVER EXTENDED BANDS

A single Raytheon L-band coaxial ferrite isolator now covers the full frequency range from 1,250 through 1,600 mc while its S-band sister covers the band from 2,000 to 4,000 mc.

The new units, designated I<sub>c</sub>LM3 and I<sub>c</sub>SM2, open new design possibilities in L and S band equipment. Where performance over narrow frequency ranges is specified, increased isolation is possible with either unit.

To learn more about this significant development or other important Raytheon advances in microwave ferrite devices, please write, stating your particular area of interest, to the address below.



THE MOST MODERN FACILITY devoted exclusively to microwave ferrite device and materials development, testing and production.

**RAYTHEON COMPANY**  
**SPECIAL MICROWAVE DEVICE OPERATIONS**  
**WALTHAM INDUSTRIAL PARK**  
**WALTHAM 54, MASSACHUSETTS**

In Canada, contact Raytheon Canada, Ltd.  
P. O. Box 152, Waterloo, Ontario



EXCELLENCE IN ELECTRONICS

### TYPICAL SPECIFICATIONS

	I <sub>c</sub> LM3	I <sub>c</sub> SM2
Frequency range	1,250-1,600 mc	2,000-4,000 mc
Isolation		
Minimum	20 db	20 db
Maximum	40 db	31 db
Insertion loss		
Minimum	.8 db	1.3 db
Maximum	1.0 db	2.0 db*
Power		
Peak	10 kw	5 kw
Average	25 watts	5 watts
VSWR		
Minimum	1.10	1.02
Maximum	1.25	1.25
Weight (max.)	3.8 lbs.	2.25 lbs.
Max. dimension	12 in.	9.8 in.
Connectors	Type N	Type N

\*1.0 db over narrow band.

CIRCLE 142 ON READER-SERVICE CARD

## NEW PRODUCTS

### Trimming Potentiometers

390

Have ceramic-metal construction

These trimming potentiometers have a conductive resistance element fused to a steatite frame, permitting the units to be used at -55 to +200 C. They are also insensitive to vibration and stand 100-g shock. Similar to the firm's model 50 trimmer, these units are designated model 53 (with pins for printed circuitry) and model 54 (with solder lugs).

Beckman Instruments, Inc., Dept. ED, 2500 Fullerton Road, Fullerton, Calif.

### Rectilinear Writing Oscillograph 562

Chart width is 15 in.



Model RD 2684 20 oscillograph has two channels of high-speed coded event or time data in addition to the eight 40-mm channels of analog data. Chart width is 15 in. The thermal writing recorder has 13 chart speeds ranging from 0.01 to 100 mm per sec. All functions including speed control can be remotely operated. Analog response is flat from dc to 100 cps.

Brush Instruments, Div. of Clevite Corp., Dept. ED, 37th and Perkins, Cleveland 14, Ohio.  
Price: \$3,885 fob Cleveland.  
Availability: 30 days.

### PNPN Transistor

588

Operates in the 1 to 8 ma range

The Trigistor is a pnpn transistor designed for logic circuitry operation at a 1 to 8 ma level. The device provides on-off control at one base terminal, with drive requirements in the microampere level. Active elements are insulated from the case. MIL-S-19500 specifications are met.

Solid State Products, Inc., Dept. ED, 1 Pin-gree St., Salem, Mass.



## Bolometer Mounts

614

Have high-efficiency rating



These bolometer mounts have over-all accuracies of 1%. Model X2299 S/N 1 and 2 gold-plated mounts show efficiencies of 98.3% and 97.2% at 9,000 mc. Models covering C through L bands may be used with both bolometers and thermistors.

Narda Microwave Corp., Dept. ED, 118-160 Herricks Road, Mineola, N.Y.

Price: \$60 to \$235.

Availability: From stock.

## Reset Counter

389

Reset time is 2 sec

Type CE-620 electric reset counter has a total reset time of 2 sec. The six-digit counter registers one count for each actuating impulse and is operated at speeds to 1,000 counts per sec. A seven-digit counter and other variations can be furnished.

General Controls Co., Automation Controls Div., Dept. ED, 8078D McCormick Blvd., Skokie, Ill.

## Ten-Turn Counting Dial

700

Has 100 graduations



This ten-turn, rotating, counting dial has 100 graduations. It operates in either direction. Diameter is 1-13/16 in. The unit is connected directly to the potentiometer by a mounting screw.

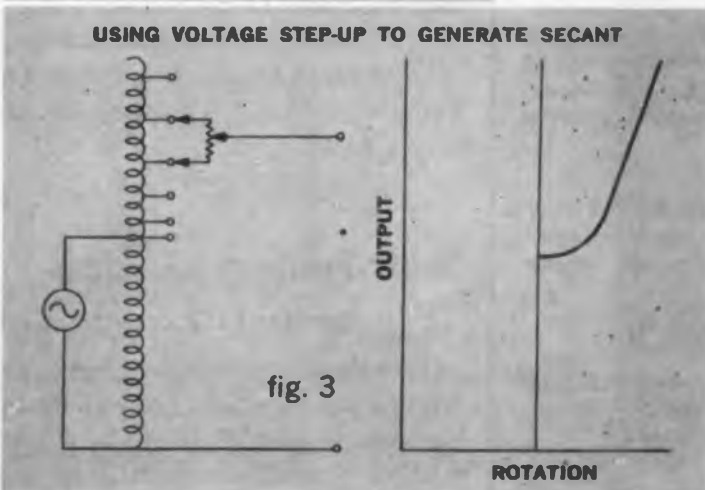
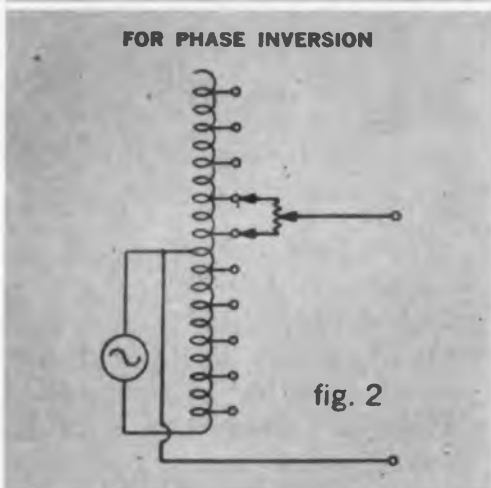
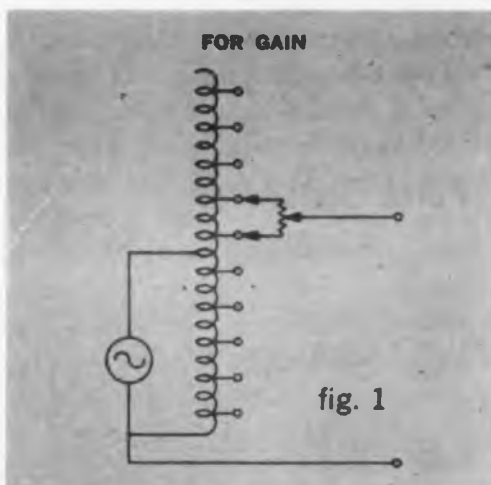
S.A. Asquith Co., Dept. ED, 427 W. Chevy Chase, Glendale 4, Calif.

Price: \$5.75 ea.

# vernistat<sup>®</sup> design report

Information on Vernistat a.c. potentiometers for design engineers

## VERNISTAT GENERATES A TRIG FUNCTION — CANCELS OUT A SERVO SYSTEM



You get some interesting variants just by moving an input connection of the Vernistat from one end of the autotransformer to some other point. For example, you can use this set-up for voltage gain or phase reversal, as Figures 1 and 2 show.

If you play around with the spacing of the taps on the autotransformer, you get a nonlinear output. What's more, if you locate all the taps in the unexcited portion of the winding, the output voltage ratio will always be greater than 1 — a prime necessity for the secant curve.

This was observed by shrewd designers who were looking for a way to simplify a secant generator. It consisted of a servo amplifier, servomotor and resolver. The cosine winding of the resolver put out a feedback signal which was inverted in the servo so that a reciprocal secant voltage appeared at the output. All three units were replaced by a single Vernistat a.c. potentiometer modified as shown in Figure 3.

The step-up characteristic of the Vernistat can also be used to extend its output beyond the 0 to 100% rotation points while maintaining slope and linearity. "Extended Slope" Vernistats are useful wherever transients may cause overshoot of the potentiometer wiper.

They are self-correcting and eliminate the need for accurately located and high-torque stops.

As for nonlinears—Vernistat has flung open the door to a resplendent variety of mathematical outputs which you can set by hand! Ask about our Adjustable Function Generator. Cute, quick, but definitely not a toy!

"CARPE DIEM" — "Seize the Day" — ought to be the motto of every original equipment designer who runs in analog computer or servo circles. One of the opportunities you can seize is Vernistat in any of its varieties. We will gladly send you literature to help you get a good grasp of the subject.



## LET'S TALK CONSTRUCTION

For voltage-dividing, the Vernistat uses a toroidally-wound autotransformer over a tapewound magnetic core. Thirty-one precisely located taps are connected to a printed-circuit commutator, then the whole assembly is cast in epoxy resin. The commutator is heavily plated with rhodium to prevent wear, and all other contacts are made with precious metal alloys.

For voltage pick-off, an interpolating pot is shifted sequentially between adjacent taps. Switching is automatic with shaft rotation resulting in a smooth, continuous, accurate, linear voltage change. Since the interpolating pot bridges only a small fraction of the input voltage, large wire of low resistivity can be used for its winding — an important factor in achieving low output impedance and long life.

The Vernistat uses a planetary gear system to control the position of the pot along the autotransformer. With this design, it takes 10 turns (even as high as 30 turns of the shaft in some models!) to cover the voltage range. That's one reason why you get such high resolution with the Vernistat.

All aspects of Vernistat design — including insulation and lubrication—meet the most finicky MIL environmental tests. If reliability, precision and rugged construction are what you're looking for, Vernistat a.c. pots can fill the bill. Take heed all automators, computer-men, servo-mechanicians and instrument fanciers!

**vernistat** division  
PERKIN-ELMER CORPORATION  
765 Main Ave., Norwalk, Connecticut

CIRCLE 143 ON READER-SERVICE CARD

# New! GENERAL PURPOSE PULSE GENERATOR

MODEL 3450D...with important New Features

- Fully regulated output amplitude
- Stable, jitter-free rep. rate and delay
- Positive output overload protection
- High resolution controls



MODEL 3450D

the same Superior Performance  
the same Modular Flexibility  
the same High Quality

2 mc to 2 cps rep. rate  
0-10,000  $\mu$ s delays  
.05-10,000  $\mu$ s widths  
50 volts into 50 ohms

That "quality look" of Electro-Pulse modular instrumentation goes deeper than front panels... inside the 3450D it's very apparent... from its clearly marked, neatly packaged printed circuits to its fully regulated power supply, de-rated components, dual cooling fans... and more.

It looks and is versatile. Substitution or addition of physically and functionally interchangeable modules economically extends instrument performance to meet your expanding requirements... and those plug-in modules are really accessible and easy to maintain.

It's a better design to begin with!... and coupled with advanced pulse techniques and field-proven circuitry the result is solidly reliable, remarkably flexible instrumentation. The 3450D GENERAL PURPOSE PULSE GENERATOR IS A TYPICAL EXAMPLE. Electro-Pulse, Inc. offers a broad line of modularized pulse and digital instrumentation.

#### SEE FOR YOURSELF

Check its (superior) performance, check its (built-in) reliability and how easily it may be adapted to a wide range of applications and requirements—including yours.

STANDARD MODIFICATIONS AVAILABLE expand your instrument-dollar:

- Y—simultaneous complementary output  $\pm 45v$  from 470 ohms with durations to 1 second
- X—twin pulse and pulse train capability
- T—.05-5,000 cps rep. rate
- I—1 volt input trigger sensitivity
- G—ON-OFF gate control of output

Demonstrations in your area may be arranged through:

BOSTON  
NEW YORK  
PHILADELPHIA  
SYRACUSE  
WASHINGTON

Burlingame Associates, Ltd.

ATLANTA  
GREENSBORO  
ORLANDO

Edward G. Holmes and Associates

CLEVELAND  
DAYTON  
DETROIT

Electro Sales Associates

ST. PAUL

Engineering Products Associates

KANSAS CITY  
ST. LOUIS

Lee Mark Associates

DALLAS

Wallace Associates

LOS ANGELES  
SAN DIEGO  
SAN FRANCISCO

T. Louis Snitzer Company

SEATTLE

Harry Levinson Company

Write for Bulletin 3450D



## Electro-Pulse, Inc.

A SUBSIDIARY of SERVO CORPORATION of AMERICA

6711 SOUTH SEPULVEDA BOULEVARD, LOS ANGELES 45, CALIF.—ORegon 8-2244

CIRCLE 144 ON READER-SERVICE CARD

## NEW PRODUCTS

### Precision Potentiometers 409

Resistance range is 5 to 250 K

The P32 series potentiometers have a resistance range of 5 to 250 K  $\pm 5\%$ . Electrical angle is  $320 \pm 3$  deg; mechanical angle is continuous. Linearity is  $\pm 0.25\%$ . Three taps are standard; up to eight taps can be furnished with a 0.032-in. increase for each tap. Taps can be set to  $1/2$  deg.


Accuracy, Inc., Dept. ED, 4 Gordon St., Waltham 54, Mass.

Price: \$25 to \$30.

Availability: 30 days.

### Pulse Generator 553

Supplies pulses of 10-nsec risetime



Type 5002 delayed double-pulse generator features a 10,000,000:1 range of repetition rate, pulse width and delay. The main output consists of either a single or double pulse as required, of either polarity and of controllable amplitude calibrated to  $\pm 2\%$ . Pulse repetition frequency is 0.1 cps to 1 mc; pulse width is 0.2  $\mu$ sec to 2 sec. Delay between the two pulses of the pulse pair is 0.2  $\mu$ sec to 2 sec.

Instrument Corp. of America, Dept. ED, 1545 Kennewick Road, Baltimore 18, Md.

Price: \$1,450.

### Shaft-Position Encoder 574

Provides 1,024 counts per rotation

This device is for use where minimum size is important and where computer circuitry for code translation is available. The Gray Code configuration guarantees a non-ambiguous output signal without the need for V-scan or other complex circuitry. The unit is packaged in a standard BuOrd size 33 synchro mount.

United Aircraft Corp., Norden Div., Dept. ED, Wiley St., Milford, Conn.

Now 2 to 3  
week delivery  
on popular  
BUORD\* items...



and in production  
quantities!

Mark 7 Mod 0 ..... Size 15 Servo Motor  
Mark 7 Mod 1 ..... Size 15 Servo Motor  
Mark 12 Mod 0 ..... Size 15 Motor Generator  
Mark 12 Mod 1 ..... Size 15 Motor Generator  
Mark 16 Mod 1 ..... Size 18 Motor Generator  
Mark 16 Mod 3 ..... Size 18 Motor Generator  
(For transistor circuits)

The addition of our second factory means delivery in six to twelve weeks on many other G-M Servo Motors and Motor Generators as well; sizes 8 to 18, including other BuOrd items.

\*Now Bureau of Naval Weapons



Ask also for full information; G-M Recommended Specification No. 665 and Catalog.



CIRCLE 145 ON READER-SERVICE CARD

ELECTRONIC DESIGN • December 7, 1960

## Think Backward

You need think back only a few years to cover the entire history of the backward wave oscillator. The first commercial BWO was made 8 years ago by Stewart Engineering Corporation . . . and was followed soon after by a family of backward wave oscillator tubes noted for exceptional performance characteristics.

It's not surprising that Stewart backward wave oscillators are guaranteed for a minimum of 500 hours — and characteristically outlive their guarantees — when you see the fantastic care and precision with which they are manufactured. Nor is it any wonder why their specifications are predictable, closely reproducible, and highly reliable.



Stewart Type OD 1-2 backward wave oscillator. Power output 50-250mw over the 1-2 kmc frequency range.

Thinking ahead, your files will be much more complete after you've received our new brochure and specification sheets covering BWOs from 1 to 18 kmc. We'll also be happy to provide you with details on custom-engineered tubes with special frequency, power output, voltage, and current specifications. Write today.

**STEWART  
ENGINEERING  
CORPORATION**

**SANTA CRUZ • CALIF.**

## Programable Comparator 551

For aircraft and missile checkout



Called the GEPAC, this automatic programmer is suitable for military use in missile checkout and can also be used for factory test and quality control. Using punched-tape test programs, the unit checks eight basic electrical parameters of equipment under test. Measured values are compared to high and low limits which have been programmed on the tape. Test results can be visually displayed or printed out.

General Electric Co., Light Military Electronics Dept., Dept. ED, French Road, Utica, N.Y.

## Absolute Pressure Transducer 695

For airborne applications

This absolute pressure transducer is for airborne, missile and wind-tunnel applications. The flush-diaphragm unit has frequency response ranges of 0-10 to 0-100 psia. It measures 0.590 in. in diameter by 0.050 in. thick.

Satham Instruments, Inc., Dept. ED, 12401 W. Olympic Blvd., Los Angeles 64, Calif.  
*Availability: Production in February, 1961.*

## Hand Tachometer 514

Available in three types



Series 27 Tripletach hand tachometers are available in three types: type A measures from 200 to 10,000 rpm; type B, from 100 to 5,000 rpm; and type C, from 20 to 1,000 rpm. Accuracy is  $\pm 1\%$  of full scale deflection.

Metron Instrument Co., Dept. ED, 432 Lincoln St., Denver 3, Colo.

*Price: \$95 ea.*

*Availability: From stock.*

## new, larger vacuum oven with greater heat range!



MODEL 633

FAST BAKE-OUT to  $300^{\circ}\text{C} \pm 0.5^{\circ}\text{C}$

When processing capacitors, transistors and all small components, do you require a vacuum environment down to 1 micron, at  $200^{\circ}$  or  $300^{\circ}\text{C}$ ? If so, this precision built vacuum oven by Hotpack gives you the top temperatures, uniformity and protection for accelerated drying and testing.

Whichever of the two ranges you choose, an accurate thermostat automatically holds your control settings. And super-sensitive valves permit precise adjustment of vacuum and backfill lines.

- Door frame welded, silicone gasketed for tight seal and positive vacuum protection.
- Side mounted fittings allow ovens to be stacked . . . saves valuable bench space!
- Recessed control panel with plexiglass cover guarantees added safety.
- Extra large window for 100% viewing.
- Three-heat selector switch provides the *right* heat when you need it!
- Features adjustable shelving, thermometer, vacuum gauge and steel construction (stainless steel chamber optional).

Chamber available to 12" wide, 18" deep, 12" high or to your specs.

All models adaptable for console arrangement with vacuum pump equipment.

For vacuum oven bulletin write:



AGING OVEN



DRAWER OVEN



HUMIDITY OVEN

**THE ELECTRIC HOTPACK CO., INC.**  
5065 COTTMAN AVENUE • PHILA. 35, PA.

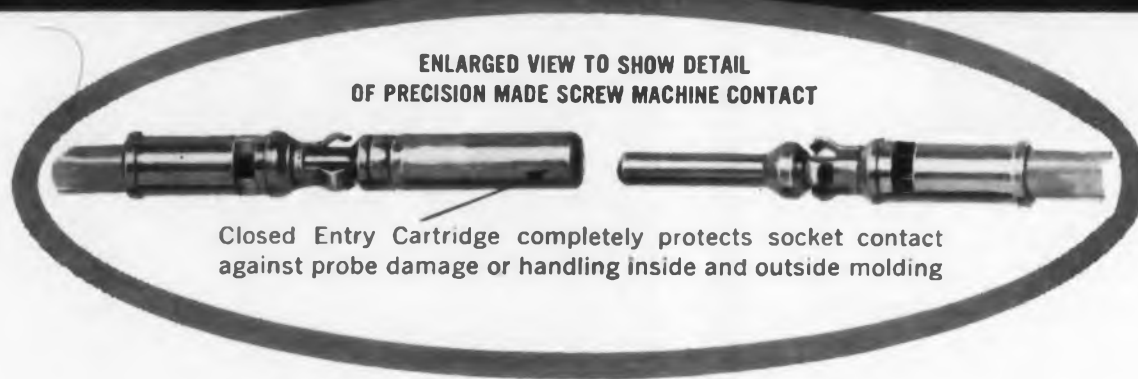
CIRCLE 147 ON READER-SERVICE CARD

# New!

## REMOVABLE CONTACT

BY CONTINENTAL CONNECTORS

ENLARGED VIEW TO SHOW DETAIL  
OF PRECISION MADE SCREW MACHINE CONTACT



Closed Entry Cartridge completely protects socket contact against probe damage or handling inside and outside molding

Eliminate all connector soldering operations with Continental Connector's new, improved removable contact with crimp terminations. Extra wide, three-tine spring clutch on pin and socket provides maximum holding area between contact and molded block. Contacts are supplied separately and are wired independently. This permits mounting of plug and socket connector units at any convenient time without waiting for completion of wiring operation.

Wire crimping is fast and easy with hand or automatic power crimping tools readily available for small or quantity production. Contacts are quickly removed and replaced with a simple, low cost hand tool.

These removable contacts are designed for use with Continental Series 25 Miniature Rectangular connectors in sizes of 14, 26, 34, 50, 75 and 104 contacts. Both socket and pin contacts are made of phosphor bronze with gold plate over silver plate. Terminations accommodate any #16 to #22 AWG wire. Removable contact connectors are interchangeable with existing fixed contact types.

For complete technical data bulletin on Continental Removable Contact Connectors, write to Electronics Division, DeJUR-AMSCO CORPORATION, 45-01 Northern Boulevard, Long Island City 1, N. Y. (Exclusive Sales Agent.)



MANUFACTURED BY  
CONTINENTAL CONNECTOR CORPORATION,  
AMERICA'S FASTEST GROWING LINE OF  
PRECISION CONNECTORS

### EASY 3-STEP PROCEDURE FOR WIRING AND INSERTION OF CONTACTS



1—CRIMPING . . . One motion with crimping tool quickly crimps contact securely to wire



2—INSERTION . . . Simple hand held insertion tool inserts crimped contact into molding



3—REMOVAL . . . Special spring-loaded removal tool removes contact and wire with one motion

## NEW PRODUCTS

### System Analyzer

595

For checking R, L and C parameters

This modular instrument checks R, L and C parameters in any combination. Operation is automatic. A few or several thousand systems can be accommodated. Hi-pot, leakage, continuity, impedance, voltage and other characteristics are tested in automatic sequence.

A. W. Haydon Co. of Calif., Dept. ED, 4060 Ince Blvd., Culver City, Calif.

### Tachometer

552

Low-speed type



This tachometer indicates speeds of 10 rpm and lower with an accuracy of better than 2% of full scale. This system is self-powered with a low-torque dc generator. The 4.5-in. panel meter is shielded to minimize the effects of surrounding magnetic material. The complete package consists of indicator, tachometer generator, 15 ft of connecting cable and accessories for mounting.

Servo-Tek Products Co., Dept. ED, 1086 Goffle Road, Hawthorne, N.J.

Price: \$107.

Availability: From stock.

### Silicon Diodes

619

Switching speeds are 0.3  $\mu$ sec

These silicon computer diodes, with switching speeds to 0.3  $\mu$ sec, are for applications such as flip-flop, gating, modulator, discriminator and detector circuits. Designated types 1N659, 1N660 and 1N661, the units have piv ratings of 50, 100 and 200 v, respectively. Maximum reverse current is 5  $\mu$ a for the first two units and 10  $\mu$ a for type 1N661.

Hoffman Electronics Corp., Dept. ED, 3761 S. Hill St., Los Angeles, Calif.

Price: \$2.53, \$2.63 and \$3.16 for 1 to 99 units.

## Transistor Amplifier

558

Has a gain of 0 to 100



Model 48 eight-channel transistor amplifier has a continuously variable gain of 0 to 100. Frequency response is within  $\pm 0.2$  db from 5 to 100,000 cps and within  $\pm 1$  db from 2 to 500,000 cps. The input impedance is 100,000 ohms shunted by 40 pf; the output impedance is 600 ohms in series with 100 mf, with an output capability of 4 v rms, open circuit, or 1 v rms into a 1,000-ohm load. The unit requires 75 v at 100 ma of unregulated external power.

Zacharias Electronics Corp., Dept. ED, Livingston, N.J.

Price: \$750.

Availability: 6 to 8 weeks.

## Logic Blocks

397

With data rates from dc to 5 mc

Series 2011 Logic Blocks is a complete set of plug-in cards for digital computers, data processing equipment, high-speed magnetic memories, digital communication links, digital simulation and related equipment. Measuring 3.5 x 6 in., the blocks are held in place by slotted guides. No auxiliary cooling is needed.

Rese Engineering, Inc., Dept. ED, 731 Arch St., Philadelphia 6, Pa.

Price: The flip-flop, for example, \$90.

Availability: Varies with type of blocks.

## Rectifier Tube

550

Is rated at 920 piv



Type NL-610/7723 rectifier tube is filled with xenon for quick starting and operation over a wide temperature range. It is rated at 2.5 amp, 920 piv. Filament voltage is 2.5 v, filament current is 9 amp and peak anode current is 30 amp.

National Electronics, Inc., Dept. ED, Geneva, Ill.

Price: \$11.40.

Availability: From stock.



# Available NOW...ready to attach S. S. White Standard Flexible Shafts

A complete flexible shaft package is available in stock...ready to attach to your mating spindles...S. S. White standard flexible shafts.

Use them to simplify existing equipment or to make low-cost tests on prototypes. You are ahead of the game with standard flexible shafts, because the designing has already been done for you by S. S. White, first name in flexible shafts.

You can get them in a hurry too. S. S. White carries a complete stock in shaft sizes from .150" to .500" in diameter. Power drive flexible shafts for high speed, continuous operation...or remote

control shafts for operation in either rotational direction. Rugged neoprene casings and standardized couplings that eliminate the need for special connectors.

Start now toward more freedom in your designing. Eliminate cumbersome solid drives, gears, universals. Eliminate shock and vibration problems. Investigate time- and money-saving S. S. White flexible shafts.

S. S. White Industrial Division, Dept. 25  
10 East 40th Street, New York 16, N. Y.

1119



THE S. S. WHITE FLEXIBLE SHAFT HANDBOOK  
New 4th Edition... Send for your free copy!

This authoritative handbook has been recently revised to include new selection and application data for S. S. White Standard... Pre-engineered... Custom-designed flexible shafts.

S.S. White

FIRST NAME

IN FLEXIBLE SHAFTS

CIRCLE 149 ON READER-SERVICE CARD

ANNOUNCING

ANOTHER  FIRST!



The Model 230  
**TAPE-PROGRAMMED  
CABLE HARNESS ANALYZER**

- Automatic Testing by Tape Control
- Search and Fault Print-Out
- Capacity up to 9600 Wires
- Each Leakage Circuit Tested to All Others
- 100% Branch Testing Capabilities

CTI has scored another successful breakthrough in the challenging problem of cable harness testing . . . with the Model 230 Tape-Programmed Cable Harness Analyzer. This is the most flexible testing unit yet designed for programming and performing accurate tests on cable harnesses. Operation is fully automatic and unattended. Simultaneous programmable continuity and leakage measurements with go/no-go precision bridge tests assure accurate analysis. Any combination of branch or standard circuits can be selected. A unique "Search-Out" feature provides a printed record of test failures and the actual location of all circuits associated with each failure. Test circuit capacity of up to 9600 wires is available in 600 wire switch unit increments. Engineering changes in the cable harness under test are quickly handled by paper tape programming. Programming costs are minimized. The CTI Tape-Programmed Cable Harness Analyzer enhances competitive position by speeding testing operations and by assuring the quality of products.

Write for full information



**CALIFORNIA TECHNICAL INDUSTRIES**

DIVISION OF TEXTRON INC.  
BELMONT 5, CALIFORNIA

Foremost in Automatic Testing

CIRCLE 150 ON READER-SERVICE CARD

**NEW PRODUCTS**

**RF Inductors**

398

Cover from 0.5 to 100  $\mu$ h

The 900 series of shielded rf inductors covers the range of induction from 0.5 to 100  $\mu$ h in 10 steps. Designed for military and high quality commercial applications, the units are most useful from 0.5 to 60 mc where the average Q factor is 70.

North Hills Electronics, Inc., Dept. ED, Glen Cove, L.I., N.Y.

Price: \$3.75 in lots to 100.

Availability: 30-day delivery.

**AF Transformers**

545

For multiplex equipment



These wide-band transformers are encased in thermosetting plastic and meet the requirements of MIL-T-27A, grade 5, class R. Typical specs are: frequency response,  $\pm 0.1$  db from 300 to 110,000 cps; longitudinal balance, 50 db at 110,000 cps; insertion loss, 0.3 db max; and reflected impedance control,  $\pm 3\%$ . Units can be used in bilateral amplification, switching circuitry, telemetry and other applications as well as multiplexing.

Columbus Process Co., Inc., Dept. ED, Columbus, Ind.

Availability: Made on order for three-week delivery.

**Breakdown Tester**

407

High-voltage type

This three-range unit has full-scale outputs of 5 v, 15 v and 50 kva with a 10-kva output on each range. Range switching is by means of an oil-immersed switch integral with the transformer. Dual circuit breakers are provided. Metering accuracy is better than  $\pm 1.5\%$  of full scale value.

Industrial Instruments Inc., Dept. ED, 89 Commerce Road, Cedar Grove, N.J.

Availability: From stock.

**Malco** IS YOUR  
**BEST SOURCE**

FOR  
**SOLDERING LUGS  
TERMINALS  
PRINTED CIRCUIT  
HARDWARE**



**HERE'S WHY:**

- Specialized high production techniques afford lowest possible unit cost.
- Precision tooling, rigid quality control assure tolerances to critical specifications.
- Ample stocks of over 1000 different parts permit prompt delivery.
- Malco specializes in a complete line of small stampings for Radio-TV, electrical/electronic and automotive industries.

- Our line includes terminals and printed circuit hardware in loose or in chain form for automatic insertion.

Let Malco show you how you can save on production time and costs. Contact us today.

**REQUEST  
BULLETIN  
592**



**Malco** MANUFACTURING COMPANY

4027 W. LAKE ST. • CHICAGO 24, ILL.  
CIRCLE 151 ON READER-SERVICE CARD



## How to double performance of your magnetic tape recorders

Now you can record 125-kc data at 30 ips instead of 60 on most existing data recorders. How? By using the new Ampex FR-600 for playback. New record/playback capability in the FR-600 saves previous equipment from obsolescence with some added benefits of its own—for example, recording 500 kc at 120 ips.

Your curiosity whetted? Write:

**AMPEX**

AMPEX DATA PRODUCTS COMPANY  
Box 5000 Redwood City, California

## Band-Pass Filter 587

Frequency range is 5,400 to 5,900 mc

This three-section, individually tuned, coaxial band-pass filter has these specifications: frequency range, 5,400 to 5,900 mc; insertion loss, 1.9 db max; bandwidth at 3 db of 15 mc min; rejection at 40 mc from center frequency, 38 db; input vswr, 1.3 to 1 max. Connectors are female type TNC. Dimensions of the unit are 3 x 3 x 1-5/16 in. without connectors.

Waveline Inc., Dept. ED, Caldwell, N.J.

## Servo Motors 549

For use with transistorized amplifiers



The RBC 2407 motors are 115-v, 60-cps reversible induction motors with high torque-to-inertia ratios. Typical rating is 0.75 oz-in. at 1,000 rpm. Gear reductions are 5:1 to 3,600:1. The control windings are split into two sections, each having an impedance of 16 ohms. Each section has separate leads, permitting connection in parallels or in series, with impedances of 8 to 32 ohms, respectively.

National Pneumatic Co., Inc., Holtzer-Cabot Div., Dept. ED, 125 Amory St., Boston 19, Mass.  
**Price:** \$45.

**Availability:** Two weeks.

## SPDT Relay 702

For printed-circuit application

Model C spdt relay, measuring 1/2 x 1/2 x 1/2 in., is for printed-circuit application. Specifications include: cubic volume, 8 per cu in. and 13,824 per cu ft; temperature, -65 to +125 C; insulation resistance, 1,000 meg at 125 C; dielectric, 1,000 v rms. The unit is rated from dry circuit to 1 amp resistive.

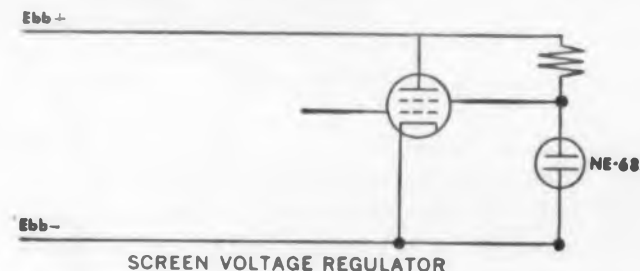
Hi-G, Inc., Dept. ED, Bradley Field, Windsor Locks, Conn.

**Availability:** Catalog-type, from stock by January 1, 1961; non-catalog specs, on order only; delivery, 30 to 60 days.



1/2 Times Actual Size

## SPECIAL G-E GLOW LAMP (NE-68A) HOLDS VOLTAGE VARIATIONS TO LESS THAN 3 V



Here at last is a glow lamp with true voltage regulation specifications. Within a range of 52 to 65 volts, each individual General Electric NE-68A will not vary more than three volts even though current through the lamp fluctuates between .1 and .3 milliamps. Minimum maintaining voltage of all NE-68A's at .1 milliamps is 52 volts; maximum voltage at .3 milliamps is 65 volts.

The G-E NE-68A is a pre-aged glow lamp with plated leads to make soldering easier. It contains a mild radioactive additive for reduced dark effect. Special treatment with the G-E Dri-film process insures high leakage resistance under humid conditions.

### DIRECT CURRENT CHARACTERISTICS

Breakdown Voltage (in light)	60-90 volts d-c
Breakdown Voltage (in dark)	110 volts d-c maximum
Maintaining Volts (.1 to .3 m.a. range)	52-65 volts d-c
Extinguishing Volts (in series with .25 megohm or more)	>50 volts d-c
Design Current	0.1 to 0.3 m.a.
Leakage Resistance at 75% RH and 80°F	100 megohms or more
Life (at .3 m.a. d-c for an average change of 5 volts in maintaining voltage)	2000 hours

There is a General Electric Glow Lamp to fit your circuit requirements. For the latest information on Glow Lamps as Circuit Control Components and Indicators, write for 4-page Bulletin #3-0193. General Electric Co., Miniature Lamp Dept. M-034, Nela Park, Cleveland 12, Ohio.

*Progress Is Our Most Important Product*

**GENERAL ELECTRIC**

CIRCLE 153 ON READER-SERVICE CARD

looking for a product?



#### Diodes

See also Rectifiers, Tubes  
**CRYSTAL:** all-glass diodes designed for military and commercial electronic applications; Sylvania Electric Products, Inc. ED 6:70 Write In 906.

1 - 1:7:59	4 - 2:18:59	7 - 4:1:59
2 - 1:21:59	5 - 3:4:59	8 - 4:15:59
3 - 2:4:59	6 - 3:18:59	9 - 4:29:59

## reach for EDC'S **PRODUCT LOCATOR**

It's easy to use the "Product Locator" (Section I of EDC). Here's how it works:

1. *Products are described alphabetically* by major product category from **Abrasives** to **Yokes**. Each category is further sub-divided from A to Z by type. For example: sub-listings for **Diodes** range from "CO-AXIAL" to "ZENER."
2. *Check the code numbers* that follow each listing. "More data in catalog section" means that you can find more catalog data about this product in Section II of EDC. Look for it *alphabetically by manufacturer's name*.

In the example shown at left, "DIODES, CRYSTAL," code numbers follow which read:  
 "ED 6:70—Write In 906"

The "ED 6:70" means this product was reviewed in the 6th issue of *Electronic Design* on page 70.\*

The "Write In 906," is the number to fill in on EDC's Reader Inquiry Card if you want the manufacturer to mail you more information on this product.

EDC is designed to be of service to you. The more you use EDC, the more information manufacturers will place in EDC. EDC will welcome your constructive comments and suggestions.

\*You can find the exact date of issue by referring to the key which is repeated on the bottom of each page of the locator. In this case, March 18, 1959.



*the industry's basic information  
 and reference source*

## NEW PRODUCTS

### Thermostat

388

Snap-action type

This thermostat is UL approved after 100,000 cycles at 25 amp, 240 v ac. Both preset and adjustable units can be supplied for temperatures to 300 F. It can be provided with either screw- or spade-type terminals in nine different positions. Differential can be as low as 5 F.

Pace, Inc., Dept. ED, 584 Wayne St., P. O. Box 1244, Mansfield, Ohio.

### Vibration Calibrator

532

For vibration pickups



Type 1557-A battery-operated vibration calibrator permits calibration of accelerometers, vibration pickups and vibration meters, and other vibration-measurement systems that use small, crystal-type accelerometers as sensing elements. It consists of a transistorized electromechanical oscillator and a battery-operated cylindrical shaker. The instrument provides a standard acceleration for 1 g rms at 100 cps. Acceleration accuracy is  $\pm 10\%$ ; frequency accuracy is  $\pm 1\%$ . Power is supplied by four RM-Y mercury cells having a life of 100 hr. The unit weighs 3-1/4 lb and measures 4 x 8 x 4 in.

General Radio Co., Dept. ED, West Concord, Mass.

Price: \$225 ea, fob West Concord.

### Digital-Analog Converters

401

For military and industrial applications

These solid-state digital-analog converters have a maximum clock rate of 300,000 pps. Units are self-contained, including storage, power supply, reference transformer and forced-air cooling. Reference voltage is 115 v at 60 or 400 cps, 1 w. Six units can be mounted in a standard 19-in. rack in 3.75 in. of panel height.

Dynamic System Electronics Corp., Dept. ED, 2001 N. Scottsdale Rd., Scottsdale, Ariz.

Availability: Large quantities, 60 days.



## Magnetic Reed Switches

Measure 2.5-in. long



Type DRS-5 magnetic-reed switches measure 2.5-in. long; one rod end is solid and the other end is a hollow tube. The silver-plated contacts operate in 20 lb of pure hydrogen pressure. The contact rating is 50 va max, resistive, up to 3 amp and up to 250 v. Actuating time is 1 msec avg.

Hamlin, Inc., Dept. ED, Lake and Grove Sts., Lake Mills, Wis.

*Availability: From stock.*

## VHF Frequency Meter

744

Measures and generates 20 to 1,000 mc

Having a range of 20 to 1,000 mc, model FM-7 frequency meter maintains an accuracy of 0.0001%. It meets FCC tolerance requirement of  $\pm 0.0005\%$  with a minimum safety factor of 5:1. Both am and fm modulation are supplied. The unit can be combined with the DM-3 deviation meter and RFA-1 attenuator to provide a complete communication service package.

Gertsch Products, Inc., Dept. ED, 3211 S. La Cienega Blvd., Los Angeles 16, Calif.

*Price: \$1,540; with DM-3, \$1,850.*

*Availability: From stock by December.*

## Vibration Calibrator

566

For field testing of pickups



Operating from a 60-cps power line, this vibration exciter provides for spot checking of vibration and pressure transducers. The unit is equipped with a visual reading amplitude indicator for measurement of vibration displacement. Accuracy is within 5%.

Culton Industries, Inc., Dept. ED, 212 Durham Ave., Metuchen, N.J.

*Price: \$850.*

602



Microwave Component News from SYLVANIA



# NEW



Sylvania's new XM-4218  
 $\frac{3}{5}$  actual size

## Ka-band magnetron

**rugged,  
lightweight,  
low in cost**

Designed for missile and airborne applications... mapping, surveillance, drones, fire control... this 25 kilowatt Ka-band unit operates at 33,000 ft. without capsule pressurization or potting compound. Corona problems are eliminated by a unique new ceramic cathode support design. The tube withstands 10 G vibration (50 to 2000 cycles), and meets military environmental specifications. It is extremely light in weight (approx. 4 lbs.) making it one of the lightest-weight medium power Ka-band tubes. Engineering samples are available.

### ...with matching waveguide window



WG-4223  
actual size  $\frac{3}{4}$ " x  $\frac{3}{4}$ "

Made to operate with the new Ka-band XM-4218 is WG-4223... 32 to 37 kmc... 50 kilowatt peak power and 1.10 VSWR. It withstands 35 psig.

This is one of 29 Sylvania waveguide windows covering frequencies from 2.6 to 37 kmc. Both glass and mica windows are available. In addition to existing units, new types can be designed to specific requirements for applications from

pressurized radar systems to microwave links.

For more information on these and other units in Sylvania's extensive line, wire or phone your nearest Sylvania tube sales office, or contact Sylvania Microwave Device Operations (formerly Special Tube Operations), 1891 East Third St., Williamsport, Pa.

# SYLVANIA


Subsidiary of **GENERAL TELEPHONE & ELECTRONICS**



# McCoy

a synonym for quality,  
stability, and dependability in

## CRYSTALS and CRYSTAL FILTERS




### STANDARD SIZE CRYSTAL UNITS

The crystals that made the name of McCoy a synonym for quality. Metal encased, the M-1, M-4, and M-5 are available in frequencies from 500.0 kc to 200.000 mc.

Shown Actual Size

### ALL-GLASS CRYSTAL UNITS




Shown Actual Size

HC-18/U type. Meet new CR-73/U and CR-74/U specs. Available 5000 kc to 200.0 mc.

### SUB-MINIATURE CRYSTAL UNITS


Fill the need for miniature crystals from 1.0 mc to 200.0 mc. Meet specs MIL-C-3098B and ARINC No. 401



Shown Actual Size

### CRYSTAL FILTERS

Band pass types from 1.0 mc to 30.0 mc center frequency with 6 db band widths of 0.01% to 4.0% of center frequency. Single side band types from 1.0 mc to 20.0 mc frequency with 3 db band-widths from 1.0 kc to 10.0 kc.



Write for free, illustrated catalog

Regardless of size, weight, or shape, McCoy crystals and filters will deliver the utmost in stability under extreme conditions of shock and vibration. Our research section will be pleased to assist you.

# McCoy

ELECTRONICS CO.  
Dept. ED-12  
MT. HOLLY SPRINGS, PA.  
Phone: HUnter 6-3411

## NEW PRODUCTS

### AC Panel Meter

540

Accuracy is  $\pm 2\%$  of full scale



Designated model 1724, this panel meter uses a movable iron-vane mechanism. It is available as a voltmeter, ammeter or milliammeter. It has a 2.25-in. scale, covering a 90-deg arc. The ac voltmeter can be used from 25 to 125 cps with adjustments for up to 2,500 cps. The voltmeter voltage ranges are 0 to 5 v up to 0 to 500 v. Ammeters and milliammeters are for use on 25 to 500 cps; ranges are 0 to 1 amp up to 0 to 10 amp and 0 to 15 ma up to 0 to 500 ma.

Daystrom, Inc., Weston Instruments Div., Dept. ED, 614 Frelinghuysen Ave., Newark 12, N.J.

Price: \$21.

Availability: Immediate.

### Magnetic Shield Enclosures

499

These shielded enclosures permit temporary or permanent shielding of separately manufactured sub-assemblies. Slip-over covers with lead holes and access plates can be supplied for high-gain transistor amplifiers, miniaturized servo mechanisms and other data storage devices. They are non-shock sensitive and non-retentive, additional holes may be drilled in the field without sacrificing shielding effectiveness.

Perfection Mica Co., Magnetic Shield Div., Dept. ED, 1322 N. Elston Ave., Chicago 22, Ill.

### Frequency Meters

445

Accurate within 0.1% at 400 and 60 cps, these expanded-scale meters are also available in non-standard ranges as high as 100 kc. A 4-1/2-in. mirrored scale provides 0.5-cycle resolution in the 400-cps type. Type F-5908 linearly displays the 57-63 cps range; Type F-5907, the 375-425 cps range. Both types are parallel-connected to the source and require less than 5 w of power.

Airpax Electronics, Inc., Seminole Div., Dept. ED, Fort Lauderdale, Fla.

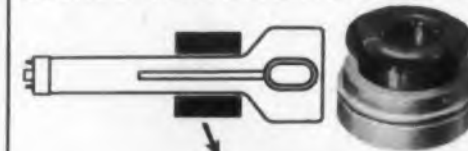
Price & Availability: Deliverable in 3 to 4 weeks, the units are priced at \$148.75 each in quantities of 1 to 3 and \$118.95 for 4 to 6.



a spot is a spot  
is a high  
resolution spot  
with

## CELCO YOKES

- Celco YOKES  
keep spots **smallest**
- Celco YOKES  
keep spots **roundest**
- Celco YOKES  
keep spots **sharpest**



Use a CELCO DEFLECTION YOKE for your high resolution applications.

In a DISPLAY SPOT? call Celco!

**Celco**  
Constantine Engineering  
Laboratories Co.

Main Plant: MAHWAH, N. J. DAvis 7-1123  
● Pacific Division - Cucamonga, Calif. - YUkon 2-2688

CIRCLE 154 ON READER-SERVICE CARD

CIRCLE 155 ON READER-SERVICE CARD

performance  
meets  
or exceeds



MIL-C-26655-A  
specifications

**iei** Solid Tantalum, Dry Slug, electrolytic capacitors (Series TD) give unusual stability over the wide temperature range of  $-55^{\circ}$  to  $+125^{\circ}\text{C}$ . Long operating and shelf life, low dissipation factor and low leakage current. Capacities from 1.0 to 330 microfarads. Voltage range from 6 to 35 WVDC. As standard procedure, all **iei** capacitors are stabilized for 250 hours.

**iei** Series TD, Polar type capacitors owe their fine performance to sintered tantalum anodes, solid inorganic electrolytes and counter electrodes bonded into hermetically sealed units. The doubly anchored leads and shock-defying construction are other features you can rely on.

**Applications:** computers, transistor amplifiers, data processing systems, and other electronic equipment demanding the utmost in reliability and space conservation. Write for 4-page bulletin.

International Electronic Industries, Inc.  
Box 9036-X, Nashville, Tenn.

**iei**

AN **SPS** COMPANY

where reliability replaces probability

CIRCLE 156 ON READER-SERVICE CARD  
ELECTRONIC DESIGN • December 7, 1960

## Accelerometer

535

Dynamic error band is  $\pm 1\%$



Model 609 accelerometer has an error band, including linearity, hysteresis, resolution and repeatability, of as low as  $\pm 1\%$ . Specifications include: resistance, 1 to 10 K; nominal resolution, 0.25%; power rating, 0.5 w at 165 F; damping, 0.5 to 0.8 of critical from  $-65$  to  $+165$  F; dimensions, 1.5 x 1 x 1 in. The unit stands environmental extremes.

Bourns, Inc., Dept. ED, 6135 Magnolia Ave.,  
Riverside, Calif.

## Ferrite Core

408

For use in impulse-switching conditions

Type 400M1 toroidal ferrite core for impulse-switching operation in magnetic-memory systems, switches to 0.2  $\mu\text{sec}$ . At a read driving current of 380 ma and a disturbed 0-output of 8 mv, the unit can deliver 50-mv undisturbed read-one output. Its dimensions are 0.03 in. OD, 0.018 in. ID and 0.01-in. thick. It stands a compressive force of 100 g.

Radio Corp. of America, Semiconductor & Materials Div., Dept. ED, Somerville, N.J.

## Digital Voltmeter

594

For industrial applications



The V-45 voltmeter is for production-line testing, quality control, and inspection applications. It covers an extended dc range from 1 mv to 1,099.9 v. Sensitivity control is continuous from 1 to 10,000 digits. The unit measures 19 x 5-1/4 x 15-1/2 in. and is suitable for rack or bench mounting.

Cubic Corp., Dept. ED, San Diego 11, Calif.

The future ...  
from your  
point of view

A good day's growth for a hard day's work.

A position to suit your talents, experience and ambition.

Opportunity to exercise full initiative in Research, Radar, Doppler Navigational Systems, Magnetic Memory Systems, Microwave and Computers.



## PLUS

Management awareness encouraging exploration beyond the range of present knowledge.

## APPOINTMENTS NOW AVAILABLE:

### SENIOR ENGINEER

#### Air Traffic Control Systems

Experienced in problems involving the relation of overall ground-air environment to such elements as Navigation, Data Acquisition, Processing and Display.

### SENIOR ENGINEER

#### Radar Systems & Techniques

Thoroughly grounded in existing systems, philosophies and techniques. To study, design and plan advanced programs for varied applications.

### SENIOR ENGINEER

#### Airborne Electronic Weapon Systems

Experienced in existing systems and requirements. To plan the optimum integration of such various subsystems as radar, navigation, central data computers, communications, etc.

For confidential discussion, please write:

C. E. Fitzgerald  
Laboratory For Electronics  
1079 Commonwealth Ave.,  
Boston 15, Massachusetts



Laboratory For Electronics

CIRCLE 915 ON CAREER INQUIRY FORM, PAGE 207

## Pioneering Achievements at JPL

Following an impressive period, beginning in 1938, in the pioneering and development of all forms of rocketry—JPL's jump into outer space began with the successful flight of America's first satellite, Explorer I. When the moon probes Pioneer III and IV proved equally successful, the Jet Propulsion Laboratory's position as an outstanding center of research and development was again confirmed.



### RECEPTION

The 85 foot parabolic antenna at Goldstone, California built in 1958 and used in tracking and recording telemetry from U.S. spacecraft.

### TRANSMISSION

This 85 foot antenna, 7 miles from the reception facility, has recently been put in operation to transmit signals to U.S. spacecraft.

### PIONEERING IN SPACECRAFT COMMUNICATIONS

With the completion of the new transmitting antenna installation at the Goldstone Deep Space Instrumentation Facility in California, a unique space communications research and operations laboratory now exists which makes possible still further communications achievements in space research. The facility is being used in various ways. Two-way communications with space probes permits precision tracking, precision radio guidance, and wideband data reception. Working as a bistatic, CW Doppler radar, the facility permits

accurate tracking of dark satellites whose orbits are only imperfectly known, as well as accurate tracking of the moon and, later, the planets.

The purely scientific data produced by such a facility ranges from propagation data and lunar reflectivity characteristics to the wideband data communicated to the station from the scientific instruments aboard the space probes. This is but one of the many space exploration activities pioneered by the Jet Propulsion Laboratory.



CALIFORNIA INSTITUTE OF TECHNOLOGY  
**JET PROPULSION LABORATORY**  
 A Research Facility operated for the National Aeronautics and Space Administration  
 PASADENA, CALIFORNIA

Employment opportunities for Engineers and Scientists interested in basic and applied research in these fields:  
 COMMUNICATIONS • INSTRUMENTATION • INFRARED • ASTROPHYSICS • GEOPHYSICS • GEOCHEMISTRY  
 • ASTRONOMY • PROPULSION • MASER • STRUCTURES • PHYSICS •

Send professional resume, with full qualifications and experience, for our immediate consideration

CIRCLE 157 ON READER-SERVICE CARD

## NEW PRODUCTS

### Subminiature Relay

600

Meets missile requirements



Series V relay meets the environmental requirements of prototype missiles. It is available with or without arc-inhibiting circuits and with ac or dc relay motors.

Filtors, Inc., Dept. ED, Port Washington, N.Y.  
 Availability: 60 days.

### Resistance Thermometers

607

Resistance is 676 ohms

Model S29 resistance thermometer produces a change of resistance of more than 3 ohms for a change in temperature of 1 deg C. Resistance is 676 ohms  $\pm 0.5\%$ . Operating temperature range is  $-55$  to  $+100$  C. The units can be used as remote or proximate detectors in temperature-flashing signs and in industrial processing and control applications.

Minco Products, Inc., Dept. ED, 740 Washington Ave. N., Minneapolis 1, Minn.

Price: \$16.90 for one or two; \$13 for 51 to 100.  
 Availability: Within 30 days.

### Induction Motor

696

Meets Mil specs



Type A-10-11 induction motor can be supplied to drive a vane-axial or propeller-type fan for applications such as cooling an electronic chassis. It meets MIL-M-7969, MIL-E-5272A and MIL-A-8625. Specifications include: 1/400 hp; 115 v at 400 cps, three phase, 10,500 rpm; torque, 0.24 oz-in. full load and 0.2 oz-in. starting; and efficiency, 35%.

Kearfott, Div. of General Precision, Hertner Electric Co., Dept. ED, 1150 McBride Ave., Little Falls, N.J.

## Photoelectric Modulator

391

Life is over 2,000 hr

Model PG-4 photoelectric modulator alternately connects and disconnects a load from a signal source; it may also be used to convert ac to dc. It can be driven from dc to 1 kc by sine- or square-wave sources. Light-modulated photosensistors are used as the switching element. The unit has no moving parts, stands shock and vibration and is suitable for military and missile applications. It uses a 7-pin base.

Photochron Research, Inc., Dept. ED, 2 Howard St., New York 13, N.Y.


Price: \$14.70 in lots of 50 to 100.

Availability: From stock for up to 50 units.

## Digital Data System

603

For missile applications



Model ADS-1 converts system parametric voltage measurements to a digital equivalent for fm telemetry systems and magnetic or paper tape recorders. It has 12 channels, a sampling rate of 120 samples per sec, a conversion accuracy of  $\pm 0.2\%$ , and a 10-mv resolution and repeatability. Full-scale inputs of  $-5$  to  $+5$  v at input impedances of greater than 10 meg dc and 1 meg at 60 cps.

Curtiss-Wright Corp., Electronics Div., Dept. ED, P. O. Box 8324, Albuquerque, N. Mex.

Price: About \$13,000.

Availability: Three to four months.

## Oscilloscope

387

Supplied in kit form


Model IO-30 5-in. oscilloscope is for audio and TV service work. The kit is supplied with capacitors providing preset frequencies of 30 and 7.875 cps. By changing capacitor values, any two preset frequencies within the sweep frequency range can be made available. The preset controls can be adjusted without removing the cabinet.

Heath Co., Daystrom, Inc., Dept. ED, Benton Harbor, Mich.

Price: \$76.95.

# NOW BUILD A PRINTED CIRCUIT IN YOUR LAB IN 15 MINUTES

...you simply mask, etch, and  
rinse new Corning FOTOCERAM\*  
grid boards for perfect circuits




1. New Corning grid boards are already holed and coppered to give you maximum design flexibility.



2. Lay out the circuit run you want on one or both sides with tape or chemical resist.



3. Immerse in a copper etchant to remove excess copper.



4. Rinse. That's all there is to making a board ready for use.

Take a new Corning FOTOCERAM copper-plated grid board. Apply a tape or chemical resist of your circuit pattern. Etch away the excess copper. Rinse the board, and strip the resist. You're ready to add components.

**No adhesives are used.** The board has 0.052 inch holes spaced 0.1 inch apart on centers. The holes, too, are already plated.

The base is FOTOCERAM, a glass-ceramic, a proved production material that's used widely in printed circuits which demand high strength, temperature resistance to 250°C., zero moisture absorption, nonflammability, and rigid dimensional stability.

**Excellent through-hole plating.** Hole plating is done with the same material used for circuit-run conductors. This provides exceptional thermal and electrical conductivity and negates the need for eyelets.

We have soldered, removed, and resoldered components to

these boards as many as fifty times without circuit-run failure.

**No bending, bowing, delaminating.** The FOTOCERAM base is a solid piece. There are no laminations which might bend, twist, or warp under high temperatures.

**Three sizes.** There are currently three boards, all  $\frac{1}{16}$ " thick: 3" x 5", 6" x 8", 9" x 12". They can be trimmed to any shape with a simple glass cutter.

**Small production runs.** Some of our customers are using these boards for small production runs as well as R&D work.

**Data sheets.** Write to Corning Glass Works, 540 High Street, Bradford, Pa., for data sheets on the grid boards and FOTOCERAM printed circuit boards. For orders of 1000 or less, contact your distributor serviced by Eric Distributor Division.

\*Trademark



## CORNING ELECTRONIC COMPONENTS

CORNING GLASS WORKS, BRADFORD, PA.

CIRCLE 158 ON READER-SERVICE CARD

# UNPRECEDENTED EFFICIENCIES IN HARMONIC GENERATION ...

**11 kMc  
input @  
500 mw**



**33 kMc  
output @  
5 to 20 mw**

Nine new examples of Microwave Associates' capabilities in the design of harmonic generators are available now. These models feature exceptionally high output power with conversion losses well below existing devices.

New designs incorporating solid state elements can be used to eliminate costly klystrons, DC bias supplies and high voltage power supplies. All units feature broadband fixed-tuned operation, filters eliminating unwanted harmonics, and versatile coaxial, waveguide and

strip transmission line packaging. These models are typical examples of our progress to date . . . presently we are working for even greater efficiencies and performance. Additional models in development converting 1 watt at 2000 Mc to 100 mw or more, at 4000 and 6000 Mc, to be announced soon.

Your specific application problems are of prime interest to us. Our Applications Engineers would welcome the opportunity to design harmonic generators to meet your specifications.

## SPECIFICATIONS

INPUT					OUTPUT				
Model	Connector Type UG-	Frequency Input kMc/s	Band	mw input	Connector Type UG-	Frequency Output kMc/s	Band	Conversion Loss (max.)	Output mw
MA796	23/U	0.26 — 0.28	P	20	23/U	1.30 — 1.43	L	13db	1
MA797	23/U	1.30 — 1.43	L	100	23/U	5.22 — 5.72	C	15db	3
MA798A	39/U	9.0 ± 150Mc	X	500	596/U	18.0 ± 300Mc	K	17db	10
MA798B	39/U	10.0 ± 150Mc	X	500	596/U	20.0 ± 300Mc	K	17db	10
MA798C	39/U	11.0 ± 150Mc	X	500	596/U	22.0 ± 300Mc	K	17db	10
MA798D	39/U	12.0 ± 150Mc	X	500	596/U	24.0 ± 300Mc	K	17db	10
MA799A	39/U	9.0 ± 100Mc	X	500	600/U	27.0 ± 300Mc	Ka	20db	5
MA799B	39/U	10.0 ± 100Mc	X	500	600/U	30.0 ± 300Mc	Ka	20db	5
MA799C	39/U	11.0 ± 100Mc	X	500	600/U	33.0 ± 300Mc	Ka	20db	5



Write or call:

**MICROWAVE ASSOCIATES, INC.**

BURLINGTON, MASSACHUSETTS

Western Union FAX-TWX: Burlington, Mass., 942 • BRowing 2-3000

CIRCLE 159 ON READER-SERVICE CARD

## NEW PRODUCTS

### Miniature Rectifiers

395

Come in high-voltage and bridge types

The Micro-Assemblies are claimed to be the smallest units of this kind available. The bridge rectifiers, offered in nine types from 50 to 2,000 v, are contained in 1/4-in. epoxy cubes. The high-voltage rectifiers, offered in a range of 2,000 to 10,000 v, are of axial design with diameters of 0.313 and lengths of 0.5, 0.75 and 1 in. The assemblies are of all-welded construction, hermetically sealed. They are subjected to a 200-hr, 175 C burn in.

Pacific Semiconductors, Inc., Dept. ED, Hawthorne, Calif.

Price: Types PS2411 through PS2419 bridge units, \$18 to \$58.50 in quantities of 100 to 999; types PS2422 through PS2430, \$18 to \$81.90.

### Pulse Generator

598

Delivers a 50-v pulse into 50 ohms



Model 121 high-current pulse generator delivers a 50-v pulse into 50 ohms; either polarity is possible. Rise and fall times are less than 5 nsec. Widths are variable from 10 to 200 nsec. Repetition rate is from 10 cps to 10 mc. The unit is suitable for ferrite and magnetic switching studies, applications in high-speed transistor and diode switching, and the design of logic and memory circuits.

E-H Laboratories, Inc., Dept. ED, 163 Adeline St., Oakland, Calif.

Price: \$1,675.

### Coaxial Band-Pass Filter

585

Frequency range is 5,200 to 5,700 mc

This two-section, gang-tuned coaxial filter has the following specifications: frequency range, 5,200 to 5,700 mc; insertion loss, 2.7 db max; bandwidth at 3 db, 10 mc min; rejection at 40 mc from center frequency, 32 db; input vswr, 1.5 max. Connectors are female type N. Units measure 3-3/4 x 2 x 1 in., excluding connectors and dial.

Waveline Inc., Dept. ED, Caldwell, N.J.

# NATIONAL CERAMIC COIL FORMS



## UNIVERSAL CERAMIC COIL FORMS FOR MILITARY AND COMMERCIAL APPLICATIONS

National Radio, one of the nation's oldest suppliers of quality coils and coil forms, now introduces, for immediate delivery, a new line of ceramic coil forms, engineered to meet the most rigid military and commercial applications.

- Available in 5 standard sizes, with or without terminal collars. Terminal collars accept up to four terminals per collar.
- Internal, pre-set torque spring provides smooth, vibration-proof means of positioning and locking the adjusting cores. Keep coils tuned as set, even under severe vibration and shock.
- Powdered iron cores available in choices of standard and long-core lengths. Color-coded to indicate optimum frequency ranges.
- All material used are in accordance with applicable MIL-Specs.
- Coil forms, collars, and terminals available at your National Parts Distributor. Coil forms supplied with spring washer, rubber gasket, coil base, external tooth, lock washer and brass nut. Cores are also available. Pre-assembled forms to your prints quoted by National Company upon request.

FOR SPECIFICATIONS, PRICES, DELIVERY—  
WRITE, PHONE, WIRE,

**NATIONAL RADIO CO., INC.**  
MELROSE 76, MASS.



A wholly owned subsidiary of National Company, Inc.

CIRCLE 160 ON READER-SERVICE CARD

## Select the transistorized DYNA-EMPIRE GAUSSMETER best suited to your needs

Completely transistorized Dyna-Empire gaussmeters accurately measure flux density and determine "flow" direction. Ideal for measuring and locating stray fields, plotting variations in strength and performing rapid comparisons of production lots against a standard. Easy-to-operate,—no jerk, pull, ballistic readings or circuit breaking required.



### NEW TRANSISTORIZED GAUSSMETER MODEL D-874

This precision instrument reads from 300 to 30,000 gauss full scale, with an accuracy of  $\pm 3.5\%$ . It fulfills all needs of a quality gaussmeter at a modest price.

#### Special Features:

**FIVE RANGES:** 300 gauss full scale, 1,000 gauss full scale, 3,000 gauss full scale, 10,000 gauss full scale, 30,000 gauss full scale.

**LINEAR OVER ENTIRE OPERATING RANGE**  
**PORTABLE, OPERATES FROM OWN SELF-CONTAINED BATTERIES**

**BATTERY LIFE—1,000 HOURS**  
**REQUIRES NO EXTERNAL POWER SOURCE**  
**INTERNAL CALIBRATION STANDARD**  
**WEIGHT—4 LBS.**

**UNIVERSAL PROBE SUPPLIED IS 0.025" THICK BY 0.200" WIDE. ACTIVE AREA IS ONLY 0.0079 SQUARE INCHES LOCATED NEAR THE TIP OF THE PROBE.**

Complete with Universal probe \$195.

### TRANSISTORIZED GAUSSMETER MODEL D-855

This quality precision built Gaussmeter reads flux densities to 30,000 Gauss full scale  $\pm 2.5\%$ . It is a highly sensitive instrument and provides tremendous flexibility. Complete with two linear probes—one high sensitivity probe for measurement of low density fields and one probe for measurement of high density fields. Special probe available for reading 3 gauss full scale.

Write to

Dyna-Empire, Inc.

1075 Stewart Avenue, Garden City, N. Y.



## Voltage Standard

For dc to 900 mc

674



Model 440 Micropotentiometer can be used as a relative or an absolute voltage standard. Stable, passive circuit elements are used and the unit is based on designs of the National Bureau of Standards. It is suitable for laboratory use.

Ballantine Laboratories, Dept. ED, Boonton, N.J.

Price: \$250.

Availability: Immediate.

## Ultrasonic Cleaner

393

With solid-state generator

Model LG-75 cleaner is powered by a 75-w Sonogen generator driving a transducerized tank at a nominal frequency of 25 kc. The system is compact and is recommended for cleaning precision parts, electronic components, miniature bearings and intricate sub-assemblies.

Branson Instruments, Inc., Dept. ED, 40 Brown House Road, Stamford, Conn.

Availability: Four-week delivery.

## Tube Tester

561

For multiple-socket and punch-card tests



Model 685 mutual-conductance tube tester combines multiple-socket and automatic punch-card testing. It accommodates over 125 tube types. Each section of multiple tubes is tested separately. The instrument is portable.

B & K Manufacturing Co., Dept. ED, 1801 W. Belle Plaine, Chicago 13, Ill.

Price: \$199.95.



Well, we're proud as a peacock of our JM capacitors!

Choose from 49 EIA values. All have these characteristics:

Working voltage: 500 VDC

Insulation Resistance: 50,000 megohms minimum (500 VDC test)

Q Value: 100 minimum

Body Dimensions:

0.1 to 10.0 mmf. 1.60  $\pm$  .005 dia. x .400 max. L  
10.0 to 18.0 mmf. 1.87  $\pm$  .005 dia. x .230 max. L

Leads:

No. 20 AWG Copper, heavily tinned to insure good solderability. 1  $\frac{1}{2}$   $\pm$   $\frac{1}{8}$  long

Tolerance Color Code:

Under 10.0 mmf      10.0 mmf and Over

20% None	20% Black
10% Silver	10% White
5% Gold	5% Green



Jeffers Fixed Composition JM Capacitors are ideal for a broad range of circuit applications. They offer operating stability, moderate Q—and those other two indispensable characteristics, dependability and economy! Use them as coupling capacitors between RF amplifiers, AVC circuits, oscillators, IF stages—and in many other circuits where low capacitance is a requirement.

The insulated JM body consists of a molded thermosetting resin with a ceramic dielectric material dispersed throughout. The firmly embedded lead wires serve as electrodes.

For all the facts about the Jeffers line of JM Capacitors, write today!

**JEFFERS ELECTRONICS DIVISION**

Speer Carbon Company  
Du Bois, Pennsylvania

Capacitance in mmf Standard Values in						Max. Body Length	Capacitance in mmf Standard Values in						Max. Body Length
20%	10%	5%	1st	2nd	3rd		20%	10%	5%	1st	2nd	3rd	
.10	.10		Brown	Black	Gray	.400	1.5	1.5	1.5	Brown	Green	White	.281
	.12		Brown	Red	Gray	.400		1.6	1.6	Brown	Blue	White	.281
.15	.15		Brown	Green	Gray	.350		1.8	1.8	Brown	Gray	White	.281
	.18		Brown	Gray	Gray	.281		2.0	2.0	Red	Black	White	.281
		.20	Red	Black	Gray	.281	2.2	2.2	2.2	Red	Red	White	.230
.22	.22	.22	Red	Red	Gray	.281		2.4	2.4	Red	Yellow	White	.230
		.24	Red	Yellow	Gray	.281		2.7	2.7	Red	Violet	White	.230
		.27	Red	Violet	Gray	.281		3.0	3.0	Orange	Black	White	.230
		.30	Orange	Black	Gray	.281	3.3	3.3	3.3	Orange	Orange	White	.230
.33	.33	.33	Orange	Orange	Gray	.281		3.6	3.6	Orange	Blue	White	.230
		.36	Orange	Blue	Gray	.281		3.9	3.9	Orange	White	White	.230
		.39	Orange	White	Gray	.281		4.3	4.3	Yellow	Orange	White	.230
		.43	Yellow	Orange	Gray	.281	4.7	4.7	4.7	Yellow	Violet	White	.230
.47	.47	.47	Yellow	Violet	Gray	.281		5.1	5.1	Green	Brown	White	.230
		.51	Green	Brown	Gray	.281		5.6	5.6	Green	Blue	White	.230
		.56	Green	Blue	Gray	.281		6.2	6.2	Blue	Red	White	.230
		.62	Blue	Red	Gray	.281	6.8	6.8	6.8	Blue	Gray	White	.230
.68	.68	.68	Blue	Gray	Gray	.281		7.5	7.5	Violet	Green	White	.230
		.75	Violet	Green	Gray	.281		8.2	8.2	Gray	Red	White	.230
		.82	Gray	Red	Gray	.281		9.1	9.1	White	Brown	White	.230
		.91	White	Brown	Gray	.281	10.	10.	10.	Brown	Black	Black	.230
1.0	1.0	1.0	Brown	Black	White	.281		12.	12.	Brown	Red	Black	.230
		1.1	Brown	Brown	White	.281		15.	15.	Brown	Green	Black	.230
		1.2	Brown	Red	White	.281		18.	18.	Brown	Gray	Black	.230
		1.3	Brown	Orange	White	.281							

CIRCLE 162 ON READER-SERVICE CARD

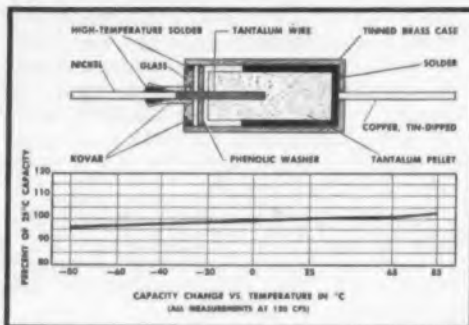
## Nickel leads, welded directly to tantalum, boost capacitor ruggedness

DALLAS, TEX. — For maximum reliability, new Texas Instruments *tan-TI-cap*\*\* capacitors depend on leads of Electronic Grade "A" Nickel. This strong, tough nickel wire, welded soundly and easily to the tantalum stubs, helps provide the good connections needed to withstand mechanical and thermal shock.

Electronic Grade "A" Nickel is highly resistant to oxidation and corrosion. What's more, it provides tight hermetic seals (note figure below) and speeds unit installation.

\*\*T. M. of Texas Instruments Incorporated

**Pertinent Literature:** Write for Technical Bulletin T-15.



Lead wires of Electronic Grade "A" Nickel strengthen this new *tan-TI-cap* Solid Tantalum Electrolytic Capacitor.

## Nickel materials keep electrons "in line" in new linear accelerator

WALNUT CREEK, CALIF. — Intense electron, neutron and X-ray beams are generated by this new ARCO linear electron accelerator. In order to operate at very high vacuums  $-10^{-7}$  to  $10^{-8}$  mm Hg — its vacuum envelope must be de-gassed by baking out at  $400^{\circ}\text{C}$ . ARCO designers specify Electronic Grade "A" Nickel for the envelope because it provides the excellent vacuum properties required. This metal also resists oxidation, corrosion and retains its strength at operating temperatures well above  $400^{\circ}\text{C}$ .



# ALLOY PRODUCTS

CIRCLE 163 ON READER-SERVICE CARD

## FIRST COMMERCIAL ATOMIC CLOCK... WAVEGUIDES OF LOW PERMEABILITY MONEL "403" HOLD DOWN SIGNAL DISTORTION



No problem fabricating these waveguides of Monel "403" low permeability alloy, reports National. The intricate tubes carry microwaves in the Atomichron atom-regulated frequency standard.

Heart of the "clock" — a cesium beam tube—Monel "403" alloy provides the tube's pole assemblies with excellent mechanical properties plus low magnetic permeability. Manufactured by National Company, Inc., 61 Sherman Street, Malden 48, Mass.

### Nickel improves seals

All metal surfaces of the envelope's metal-ceramic seals are nickel-covered. Nickel is easily brazed, protects parts from oxidation. Its purity facilitates the elimination of all organic products from the vacuum envelope, permitting excellent radio-frequency operation.

**Pertinent Literature:** Write for "Nickel Alloys for Electronic Uses."



For outstanding vacuum properties, key parts of the Mark I-T4 accelerator are made of Electronic Grade "A" Nickel. Built by Applied Radiation Corp., Walnut Creek, Cal.

\*Inco trademark

... clock generates frequencies accurate to 5 parts in 10 billion!

MALDEN, MASS. — You can now tell time accurately down to 100 millionths of a second with the Atomichron<sup>+</sup>, first commercial atom-regulated "clock."

### How it works

Waveguides feed a tuned microwave signal through a stream of cesium atoms. As signal reaches the atoms' resonant frequency, it changes some atoms in internal structure. This change is sensed by a detector and signalled to a servo system, which regulates the frequency of a basic oscillator at precisely the atomic resonance value. By means of electronic multipliers and dividers, this oscillator produces standard output frequencies of 0.1, 1.0, 5, 10, and 100 megacycles — the required "clocking" action.

Designers chose Monel "403" low permeability nickel-copper alloy for the waveguides, radio frequency sections and magnet pole assemblies, because it provides magnetic permeability so low that atomic resonance remains free from distortion. Monel "403" alloy offers excellent vacuum and mechanical properties, is readily machined and formed into intricate shapes.

Like all nickel alloys, Monel "403" alloy is freely available.

**Pertinent Literature:** Write for "Basic Data—Monel '403' Low Permeability Nickel-Copper Alloy."

T. M. of The National Company, Inc.

HUNTINGTON ALLOY PRODUCTS DIVISION  
The International Nickel Company, Inc.  
Huntington 17 West Virginia

## NEW PRODUCTS

### Thermistor Thermometer 392

Wide-span, transistorized unit


Model 42 thermometer, providing remote reading and continuous indication, covers  $-40$  to  $+150^{\circ}\text{C}$  in model 42SC and  $-40$  to  $+300^{\circ}\text{F}$  in model 42SF. It uses a transistor-controlled, constant-current Wheatstone Bridge to allow monitoring to an absolute accuracy of  $\pm 0.5^{\circ}\text{C}$  or  $\pm 1^{\circ}\text{F}$ . The multiple range provides readabilities of  $\pm 0.2^{\circ}\text{C}$  or  $\pm 0.25^{\circ}\text{F}$ .

Yellow Springs Instrument Co., Inc., Dept. ED, Yellow Springs, Ohio.

Price: \$125.

### Mylar Capacitors 718

Power factor is less than 0.5% at 25 C



Type MFA molded mylar capacitors operate from  $-55$  to  $+105^{\circ}\text{C}$  without derating, can be operated to  $+125^{\circ}\text{C}$  with 50% derating, and have a power factor of less than 0.5% at  $25^{\circ}\text{C}$ . Insulation resistance is 50,000 meg  $\mu\text{f}$  at  $25^{\circ}\text{C}$ . They provide extreme resistance to moisture, exceeding MIL-C-25, MIL-C-91 and EIA spec RS-164. Non-inductive, extended foil winding provides for low rf impedance.

Hopkins Engineering Co., Dept. ED, 12900 Foothill Blvd., San Fernando, Calif.

Price: \$0.04 to \$0.20, in thousand-lot quantities. Availability: Immediate.

### Silicon Diodes 741

Leakage is 0.001  $\mu\text{a}$  at 125 v

Type FD300 general-purpose silicon diodes offer the following characteristics: leakage, 0.001  $\mu\text{a}$  max at 125 v; capacitance, 6 pf max at 0 v; and forward conductance, 200 ma min at 1 v. Working inverse voltage is 125 v, average rectified current is 150 ma and forward current (steady state) is 225 ma dc. Operating temperature range is  $-65$  to  $+175^{\circ}\text{C}$ . The units are general-purpose and are for applications where switching speed is not of prime importance.

Fairchild Semiconductor Corp., Dept. ED, 545 Whisman Road, Mountain View, Calif.

Availability: Immediate, in production quantities.



## Silicon Diodes

406

### Fast-switching types

Made to meet Mil specs, these silicon Planar diodes can be used in fast-switching and rf applications. Type 1N643 has a working inverse voltage of 175 v, an average rectified current of 40 ma dc and a recurrent peak-forward current of 125 ma. Type 1N662 has a working inverse voltage of 80 v, an average rectified current of 40 ma dc and a recurrent peak-forward current of 125 ma. Type 1N663 has a working inverse voltage of 80 v, an average rectified current of 60 ma dc and a recurrent peak-forward current of 190 ma.

Fairchild Semiconductor Corp., Dept. ED, 4300 Redwood Highway, San Rafael, Calif.

**Availability:** Immediate, in production quantities.

## Tubular Relay

543

For high shock and vibration use



Series 123 tubular relay, provides high vibration and shock resistance. It measures 1-1/8-in. long and 15/32 in. in diameter. Contact arrangement can be 1 Form A, 1 Form B or 1 Form C. Contact rating is: 2 amp at 115 v ac or 24 v dc for 30,000 operations, 1 amp at 115 v ac or 24 v dc for 1,500,000 operations, and 3 mils at 115 v ac or 24 v dc for 50,000,000 operations. Coil power is 350 mw at 20 C. Vibration rating is 10 g to 2,000 cps and shock, 30-g de-energized or 100-g energized. Operate time is 5 msec and release time is 7 msec.

Wheelock Signals Inc., Dept. ED, Long Branch, N.J.

**Price:** \$8.90 to \$13.

**Availability:** 60-day delivery.

## Connectors

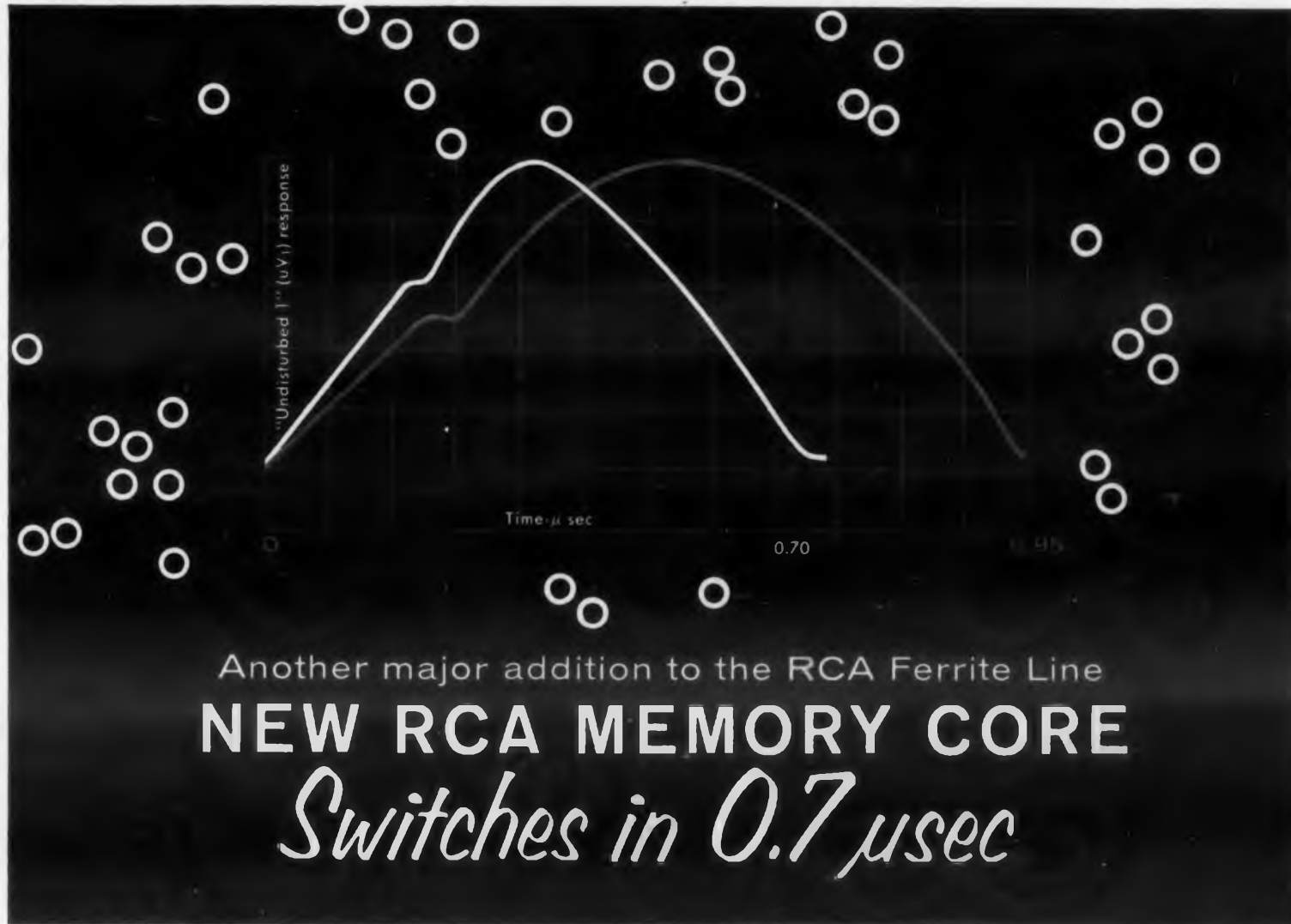
573

### For molded-cable assemblies

These connectors are offered in three types. The Y type, junction ST-90, is designed to eliminate maintenance problems on headphones and binaural and stereophonic headsets. The ST-26 is a four-contact microphone screw-type connector with 3, 5, or 6 contacts. The ST-25 is a single-contact microphone connector molded to a two-conductor shielded cable.

Switchcraft, Inc., Dept. ED, 5555 N. Elston Ave., Chicago 30, Ill.

**Availability:** Made on order.



Another major addition to the RCA Ferrite Line  
**NEW RCA MEMORY CORE**  
*Switches in 0.7 μsec*

## RCA Ferrite line now offers a choice of memory cores with faster switching times or reduced power requirements

RCA's new memory core 227M1 (XF-4138) with 0.7 μsec switching time, now opens up a wide choice of design possibilities for military and commercial computers. With the announcement of this new core, RCA now offers:

- 227M1 (XF-4138) for fast switching
- 226M1 (XF-4028) for *reduced* power requirements with *increased* operating margins
- 224M1 (XF-3018H) for standard coincident-current memory applications

See chart for comparative operating characteristics. These

cores are part of RCA's comprehensive line of ferrite cores, transfluxors, and other magnetic memory and switching devices.

### Systems Engineering Service

Your local RCA Field Representative is prepared to furnish a completely coordinated service, including transistor, ferrite, and memory-systems application assistance. Call him today. For technical literature on RCA Ferrite cores and memory devices, write RCA Commercial Engineering, Section L-18-NN-1, Somerville, N. J.

NOMINAL OPERATING CHARACTERISTICS AT 25°C								
Type	New Feature	Size	Full Driving Current (Im) (ma)	Partial-Write Current (Ipw) (ma)	Pulse Rise Time (tr) (μ sec)	Switching Time (ts) (μ sec)	Response	
							"Undisturbed 1" (uV1) (mv)	"Disturbed 0" (dV2) (mv)
226M1 (XF-4028)	Lower Drive	.050"x.030"x.015"	400	200	0.2	0.95	85	10
224M1 (XF-3018H)	Present Standard	.050"x.030"x.015"	500	250	0.2	0.95	75	8.5
227M1 (XF-4138)	Faster Switching	.050"x.030"x.015"	500	250	0.2	0.70	105	13



ANOTHER WAY RCA SERVES YOU THROUGH ELECTRONICS  
**RADIO CORPORATION OF AMERICA**  
 SEMICONDUCTOR AND MATERIALS DIVISION  
 SOMERVILLE, N. J.

### RCA SEMICONDUCTOR & MATERIALS DIVISION FIELD OFFICES

**EAST:** 744 Broad Street, Newark, N. J. HUboldt 5-3900

**NORTHEAST:** 64 "A" Street  
 Needham Heights 94, Mass.  
 Hillcrest 4-7200

**EAST CENTRAL:** 714 New Center Bldg.  
 Detroit 2, Mich., TRinity 5-5600

**CENTRAL:** Suite 1154  
 Merchandise Mart Plaza  
 Chicago, Ill., WHitehall 4-2900

P.O. Box 8406, St. Louis Park Branch  
 Minneapolis, Minn., FEderal 9-1249

**WEST:** 6355 E. Washington Blvd.  
 Los Angeles, Calif., RAYmond 3-8361  
 1838 El Camino Real, Burlingame, Calif.  
 OXFord 7-1620

**SOUTHWEST:** 7905 Empire Freeway  
 Dallas 7, Texas, FLEetwood 7-8167

**GOVERNMENT:** 224 N. Wilkinson St.  
 Dayton, Ohio, BAIdwin 6-2366

1725 "K" Street, N.W., Washington, D. C.  
 FEderal 7-8500

# FLEXIBILITY

# HYGRADE

# VF

**vinyl-coated fiberglass sleeving**

Feel it; flex it; it's sturdy, smooth and responsive! It's the famous HYGRADE VF INSULATING SLEEVING in the Markel Line of Excellence. It perfectly combines supple braided fiberglass and tough vinyl coating for a superior class B sleeving to meet all these specifications:

- extreme flexibility without loss of dielectric strength • rated for continuous operation to 130°C with excellent stability • dielectric strength, 8000 v min (grade A) • non-migratory plasticizers: excellent resistance to transformer oils • non-flammable; non-corrosive; fungi-resistant • available in #24 to 1" sizes and all standard colors • meets MIL-I-3190B specifications and NEMA standards.

Like to handle some? For samples—and fast—call, write or wire today!

L. FRANK **MARKEL** & SONS  
SINCE 1922



**SOURCE for EXCELLENCE in**  
*Insulating Tubings, Sleeveings, and Lead Wire*

NORRISTOWN, PENNSYLVANIA

CIRCLE 164 ON READER-SERVICE CARD

## NEW PRODUCTS

### Connectors

394

Have interchangeable end fittings

These connectors with interchangeable end fittings come in three types: series E for electronic cooling systems, series A for aircraft and missile applications and series C for standard industrial and commercial applications. Special configurations can be furnished on order. The locking mechanism is actuated by a simple push-to-engage and pull-to-disengage motion.

Exeter Connectors, Inc., Dept. ED, 93 Court St., Exeter, N.H.

### Precision Clock

567

With planetary gears



The PlanetGear model 6010 24-hr clock is for long, heavy-duty, split-second timing. Instantaneous snap-over of numbers is by means of a nylon cam and roller-compensating device which moves the planetary gear. Hours and minutes are manually preset. Numerals are 3/8 in. high; mounting dimensions are 2-7/8 x 2-3/8 in. and depth is 4 in.

Haydon Instrument Co., Dept. ED, 165 W. Liberty St., Waterbury 20, Conn.

Price: Model 6010, \$155; model 6011 12-hr type, \$75.

Availability: Model 6010, six to eight weeks; model 6011, three weeks.

### X-Y Recorder

693

Weights 20 lb

Model 135 transistorized X-Y recorder weighs 20 lb and measures 10-1/2 x 16-1/8 x 4-1/2 in. The unit has built-in calibrated X-axis time sweeps with 16 calibrated ranges on each axis. It is for use with ac-to-dc converters, log converters and other data-handling and recorder accessories.

F.L. Moseley Co., Dept. ED, 409 N. Fair Oaks Ave., Pasadena, Calif.

Price: \$1,375 ea.

new  
**STEP-SERVO**  
motors &  
controllers



FOR RELIABLE  
DIGITAL / ANALOG  
CONVERSION



SIZES 5-8-11-15-23  
IN STOCK: OTHERS  
AVAILABLE

Convert pulse data to accurate shaft rotation without feedback circuitry. Patented control logic steps bi-directional motor in 45°, 90°, 180° or 360° increments up to 250 pps. Magnetic detenting eliminates wear and shock-loading. Accuracy to minutes of arc per step is possible with available gearheads. Also used to convert analog input to pulse data by addition of gating circuit. Designed to MIL-E-5400C and MIL-E-5272B. Write for catalog.


**AD**

**AUTOMATION  
DEVELOPMENT  
CORPORATION**

11824 JEFFERSON BLVD.  
CULVER CITY, CALIF.

CIRCLE 165 ON READER-SERVICE CARD

## "Telephone Quality" Stromberg-Carlson RELAYS



... featuring new high-voltage types for test equipment or other high-voltage applications.

THE insulation in the new relays withstands 1500 volts A.C.—three times normal. These high-voltage models are available in Types A, B and E. They are the latest additions to the Stromberg-Carlson line of twin contact relays—all available for immediate delivery.

The following regular types are representative of our complete line:

**Type A:** general-purpose relay with up to 20 Form "A" spring combinations. This relay is excellent for switching operations.

**Type B:** a gang-type relay with up to 60 Form "A" spring combinations.

**Type BB:** relay accommodates up to 100 Form "A" springs.

**Type C:** two relays on the same frame. A "must" where space is at a premium.

**Type E:** has the same characteristics as the Type A relay, plus universal mounting arrangement. Interchangeable with many other makes.

Details on request. In Atlanta call TRINITY 5-7467; Chicago: STATE 2-4235; Kansas City: HARRISON 1-6618; Rochester: HUBBARD 2-2200; San Francisco: OXFORD 7-3630. Or write to Telecommunication Division, 116 Carlson Road, Rochester 3, New York.

**STROMBERG-CARLSON**  
A DIVISION OF  
**GENERAL DYNAMICS**

CIRCLE 166 ON READER-SERVICE CARD  
ELECTRONIC DESIGN • December 7, 1960

## Hysteresis Synchronous Motor 706

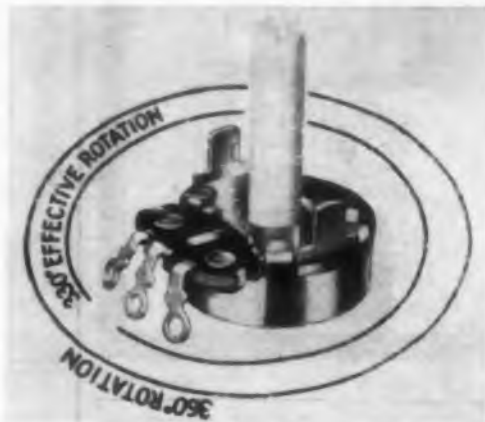
Size 8

Size-8 hysteresis synchronous motor, 0.960 in. long, meets MIL-E-5272 specs. Model A3361 400-cps unit provides constant speed drive for computers and navigational devices. Specifications include: torque: 0.025 oz-in.; synchronous speed, 8,000 rpm at 55 v; total power, 5.1 w; weight, 1.25 oz. Single-phase and two-phase units are available.

Kollsman Motor Corp., Dept. ED, Dublin, Pa.  
Price: \$92.75 ea, 1 to 9; \$85.65 ea, 10 to 49; \$78.50 ea, 50 to 99; \$71.35 ea, 100 up.  
Availability: 3 to 4 months.

## Variable Resistors 591

With 360-deg continuous rotation control



Series CR45 composition resistors measure 15/16 in. in diameter and 29/64-in. deep. The resistance range is 250 ohms to 10 meg with linear resistance gradient. Power rating is from 1/4 to 1/2 w, depending on resistance. Maximum operating voltage from terminals to bushing is 750 v dc. A variety of shafts and bushings can be supplied.

CTS Corp., Dept. ED, Elkhart, Ind.  
Availability: Four weeks.


## Coaxial Microwave Filters 601

Individually or gang tuned

These band-pass filters are for use as laboratory equipment with a calibrated micrometer- or counter-dial drive. Individually tuned units have frequency ranges of 2.1 to 2.5 kmc on up to 5.4 to 5.9 kmc and an input vswr of 1.25 max. The gang-tuned units are available in frequency ranges of 2.1 to 2.4 kmc on up to 5.4 to 5.9 kmc and have an input vswr of 1.5 max. Units have a bandwidth at 3 db of 12 mc, a rejection at 40 mc from center frequency of 28 db, and insertion loss of 1 to 2.5 db. Size is 3-1/2 x 2-1/2 x 1-1/4 in.

Waveline Inc., Dept. ED, Caldwell, N.J.

# SYNTRON SILICON RECTIFIERS



SYNTRON'S exclusive all steel construction provides higher mounting torque, superior contact and reduces corrosion. Maximum mounting torque 50-100 inch #.

Their 100% welded case, with no blind solder connections, assures positive contact, greater efficiency and long reliable life.

Write for complete technical data or contact your nearest SYNTRON Sales Engineer

## SYNTRON RECTIFIER DIVISION

SUBSIDIARY OF LINK BELT COMPANY

283 Lexington Ave.

Homer City, Penna.

Sales Engineers in: New York, Chicago, Los Angeles and Canada  
Canadian Manufacturing Plant: Syntron (Canada) Ltd., Stoney Creek, Ontario  
Export Representative: Dage Corporation, 219 E. 44th Street, New York, N. Y.  
Sales and Engineering Representatives: Robert O. Whitesell and Associates, 6620 East Washington Street, Indianapolis 15, Indiana, Offices in Cleveland, Dayton and Cincinnati

CIRCLE 167 ON READER-SERVICE CARD



## BENDIX-PACIFIC

*in Southern California*

# needs ENGINEERS with DOCTORS'-MASTERS'-BACHELORS' DEGREES

*for electrical and systems work in fields of Missile Guidance  
Instrumentation—Telemetry—Anti-Submarine Detection  
Systems/Operations Research—Military Navigation*

Advanced positions are open in our "Eagle" Missile Program in Electrical Engineering for the design of transistor circuits, servo-mechanisms, microwave electronics and data links.

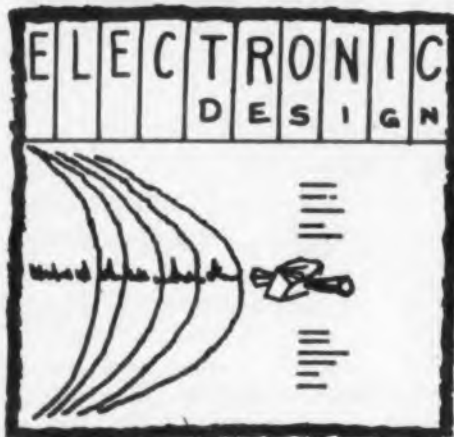
Please send resume to W. C. WALKER  
ENGINEERING EMPLOYMENT MANAGER

*Other High-Level Electronic  
Engineering Positions Available*

Bendix-Pacific  
Division  
11604 SHERMAN WAY  
NORTH HOLLYWOOD, CALIF.



CIRCLE 912 ON CAREER INQUIRY FORM PAGE 207



most  
effective  
on  
the  
job



A recent circulation estimate revealed that 95% of *ELECTRONIC DESIGN*'s readers receive the magazine at their plants—on the job where it is most effective as a design workbook.

By receiving *ELECTRONIC DESIGN* at work, you're getting extra values from it. These extra values—known to marketing people as time and place utilities—add to the usefulness of any item. Only in-plant distribution gives you: Time Value—because *ELECTRONIC DESIGN* arrives precisely when you can use it best . . . while you're working; Place Value—because it arrives where it can really be put to work . . . on the job, at the point of design.

If you don't receive your copies where you work, write to our Circulation Department and request that your subscription be addressed to you at your plant. By putting *ELECTRONIC DESIGN* on the job you'll be getting the most value from it.

Arriving at the plant, *ELECTRONIC DESIGN* brings new ideas to be applied to your current projects. You and your fellow designers can discuss timely topics together—expressing your views and comments while the news is fresh in your minds. And, when searching for sources, for products, for new techniques, you need look no further than the copies of *ELECTRONIC DESIGN* right on your desk.

## NEW PRODUCTS

### Band-Pass Filter

582

Four-section type

This four-section, gang-tuned filter is designed for the frequency range of 2,700 to 3,000 mc. Other characteristics include: insertion loss, 1.5 db max; bandwidth at 3 db, 18 mc min; rejection at 30 mc from center frequency, 37 db; and input vswr, 1.5 max. The unit has female type TNC connectors and measures 3 x 2-1/2 x 2-1/2 in. without connectors and dial.

Waveline Inc., Dept. ED, Caldwell, N.J.

### Signaling Terminals

610

Provide two-way signaling on any voice channel



Type 3817 signaling terminals are for station selection or remote control. Dial pulses are transformed to interrupted tone signals for transmission. Although designed primarily for wire-line applications, the unit works over carrier, microwave and radio in any combination. The unit is designed for rack mounting, measures 10.5-in. high and operates from 117 v at 60 cps.

Secode Corp., Dept. ED, 555 Minnesota St., San Francisco 7, Calif.

Price: \$480 to \$555.

Availability: 30-day delivery.

### Function Generator

399

Output frequency is 30 cps to 39 kc

Designed as a breadboard testing or troubleshooting instrument, this function generator provides a sine-wave, square-wave or pulsed output. Output frequency range is 30 cps to 39 kc in six ranges. Sine-wave output is 0.8 v rms, square-wave and pulsed outputs are 3 v, peak-to-peak. Output amplitude is within  $\pm 1$  db. The pulse width can be varied from 2 to 10  $\mu$ sec; rise and fall time is less than 1  $\mu$ sec. The frequency dial is accurate to within 10%.

Airborne Instruments Laboratory, Dept. ED, Deer Park, L.I., N.Y.

Price: \$299.

## Image Amplifier Tubes

697

For use in astronomy and nuclear physics

These image amplifier tubes are for experimental work in astronomy and nuclear physics. They increase the light sensitivity of any telescope system many times over and permit observation of tracks of cosmic rays and other high-energy particles.


Westinghouse Electric Corp., Electronic Tube Div., Dept. ED, Elmira, N.Y.

Price: \$7,500, approx.

Availability: Production begins September, 1960.

## TNC Receptacle Adapter

584



With 3/4-in. spaced banana plugs

Type 2B-1340 TNC receptacle adapter features the TNC receptacle on the upper portion of the unit. The receptacle is molded to the plug body containing double 3/4-in spaced banana plugs. Made of heat-treated beryllium copper, nickel-plated springs, the banana plugs are formed to fit the round receptacle hole.

Pomona Electronics Co., Inc., Dept. ED, 1500 East Ninth St., Pomona, Calif.

Price: \$5.85 in lots of one to six.

Availability: Through distributors.

## Traveling Wave Tube

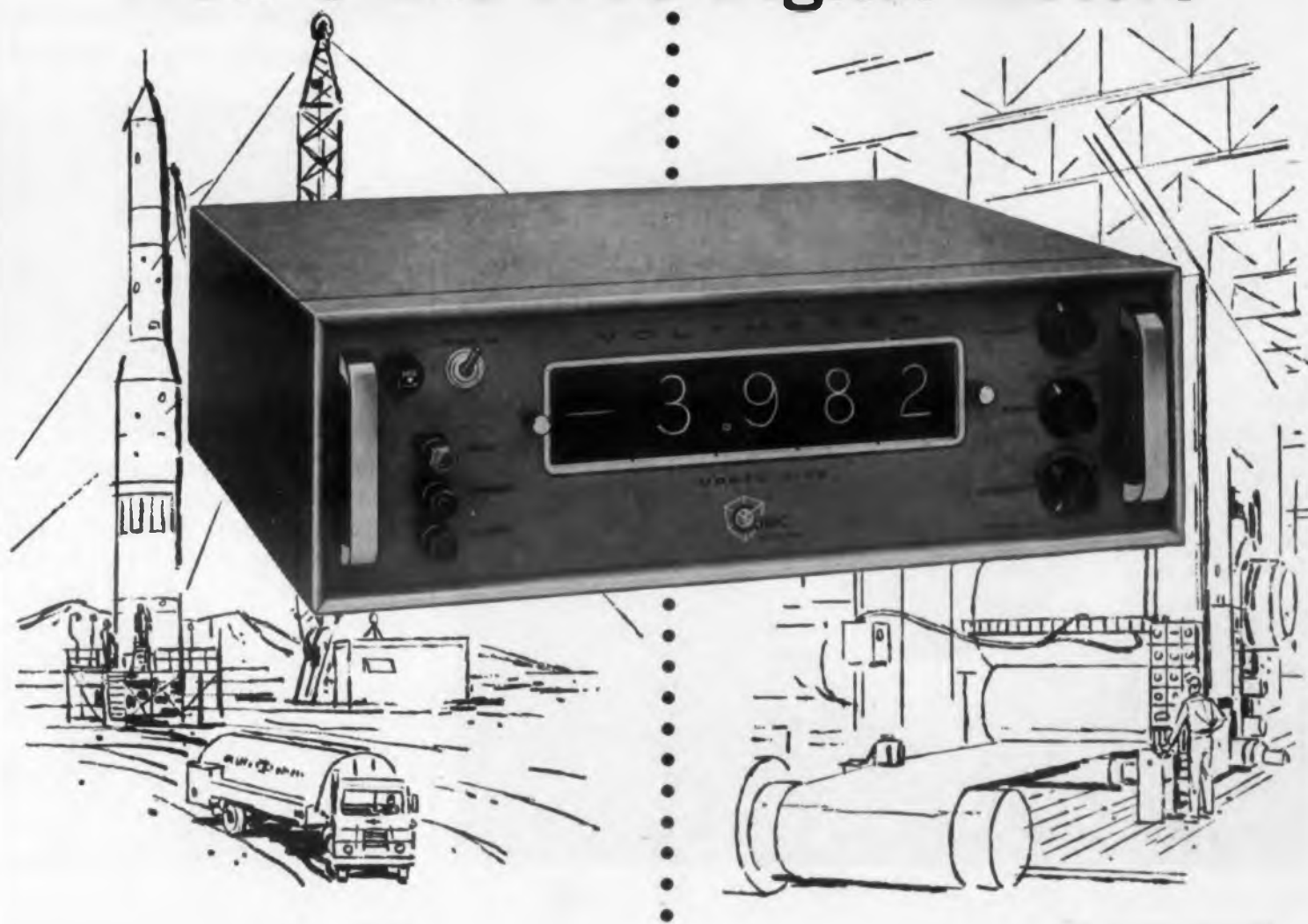
575

Low-noise type

Model ZM-3103 low-noise, traveling-wave tube has the following characteristics: cathode voltage, 0; cathode current, 500 to 800  $\mu$ a; anode voltage 30 to 50 v; anode current 0 to 10  $\mu$ a; helix voltage 700 to 800 v; helix current, 0 to 20  $\mu$ a. Uses are in radio receiving and transmitting, TV, and industrial applications.

General Electric Co., Dept. ED, 2155 S. First St., San Jose, Calif.

# New Cubic V-45 Digital Meters



## Priced for Industry! Proven for Defense!

### SPECIFICATIONS\*

**Absolute accuracy:** 0.02%  $\pm$ 1 digit (rms sum of system tolerances)

**Input:** Floating or grounded, from front panel connections.

**Input impedance:** 10 megohms at balance

**Input filter:** 60 cps rejection

**Ranges:** Manually selected, 10% expanded range

Low  $\pm$ 0.000 to  $\pm$ 10.999 vdc

Mid  $\pm$ 00.00 to  $\pm$ 109.99 vdc

High  $\pm$ 000.0 to  $\pm$ 1099.9 vdc

**Sensitivity:** 1 millivolt

**Sensitivity control:** continuous from 1 digit to 10,000 digits, with standby lockout.

**Power Input:** 105-125 vac, 50-60 cps, 20 watts

**Dimensions:** 19" wide x 5 1/4" high x 15 1/2" deep, rack or bench mounting, with dust-proof switch and bridge section.

Now, at last, the top quality and dependability of Cubic digital voltmeters are available in a meter priced for the industrial market. It is the new four-digit V-45 Digital Voltmeter, fully transistorized, accurate, economically priced.

The practical manager recognizes the costliness of operator errors through misreading and misinterpretation. These errors occur daily on the production line, in quality control, testing and receiving inspection. Alert managers are continuously seeking instrumentation which will eliminate the human element in measurement procedures.

The new Cubic Model V-45 Voltmeter is the answer. It offers the precision expected from custom-built

equipment and covers the full d-c range from 1 millivolt to 1099.9 volts. It is rugged enough for operation in any industrial environment. Like all Cubic digital voltmeters, the V-45 features the proven reliability and accuracy of transistor-driven stepping switches.

Write for more information to Dept. ED-2, Industrial Division, Cubic Corporation, San Diego 11, California.

**V-45... the economy meter in a quality line, price \$940.00**



CIRCLE 168 ON READER-SERVICE CARD



## PICK your frequency...

DIEHL precision resolvers and phase-shifters are available for operation at frequencies up to 2 Mc.

Operable and accurate at frequencies up to 2 Mc., the DIEHL line of precision resolvers and phase-shifters are right now proving their accuracy in a growing number of actual applications.

One of the secrets of their success is an ultra-flexible basic design which permits almost limitless winding variations in the same size 11 frame, tailoring each unit for optimum performance at your frequency.

Another is the wealth of design and manufacturing experience obtained during the four years since development of the first high frequency units in the precision manufacturing facility at DIEHL.

Not to be overlooked is the company's willingness to accept special frequency requirements rather than insisting on conformance to arbitrary "standard" values.

Take advantage of all our "trade secrets" when you specify high frequency resolvers and phase-shifters by DIEHL.

Write for complete information.

4004



**DIEHL MANUFACTURING COMPANY**

A SUBSIDIARY OF THE SINGER MANUFACTURING COMPANY

Somerville, New Jersey

1 A Trademark of THE DIEHL MANUFACTURING COMPANY \* A Trademark of THE SINGER MANUFACTURING COMPANY



CIRCLE 169 ON READER-SERVICE CARD

## NEW PRODUCTS

### Compressed-Gain Amplifier 599

Frequency range is 10 kc to 50 mc



Model 110 compressed-gain amplifier converts input voltage variations into decibel variations. It has a virtually linear transfer characteristic and can be used to measure the attenuation performance of crystal filters, tuned amplifiers and other frequency-selective devices. Compression ranges are: range A, 80 db and range B, 60 db with vtm connected. The unit measures 7 x 19 in.

Hermes Electronic Co., Dept. ED, 75 Cambridge Parkway, Cambridge 42, Mass.

Price: \$595.

Availability: 10 days.

### Metal Sheathed Thermocouples 475

This line of metal-sheathed thermocouples is designed for accurate temperature sensing applications; accuracy of calibration is within recommended ISA limits. Other features include resistance to thermal shock and severe pressures, small size and lightweight.

Harco Laboratories, Inc., Dept. ED, New Haven, Conn.

### High-Temperature Ceramic Cements 476

Asteroceram type A cement is useful to 4,300 F and can be air-dried in joining ceramic, glass and metals. Asteroceram type B is useful up to 5,000 F and must be fired to develop a bond.

Instrumentation Associates, Dept. ED, 17 W. 60 St., New York, N.Y.

### Test Probe Tips 477

These test probe tips can be used with all collet type, test lead handles. The design eliminates sparks and shorting and has a lock-on feature that holds the lead to the connector. Three sizes of tips are available for testing the following pin sizes: 0.040, 0.062 and 0.093 in.

Autotron, Inc., Dept. ED, P.O. Box 2278, Santa Monica, Calif.

## ACCURATE ANGULAR INDEXING to 1/4 SECOND OF ARC with MILICHEX

### ROTARY INDEXING TABLES

Designed to provide indexing accuracies of 1/4 second of arc, Milichex tables are available in many models and combinations to fit almost any need, including angular indexing to minutes and seconds. (1,296,000 positive settings within a full circle.) "Laboratory" accuracy to within 12-millionths of an inch at a 20 inch diameter is possible.



This Model M2X-900 Milichex allows quick setting to any full or fractional angle in 1/4 degree increments on a production basis. Operator merely sets tables to two marks. They automatically lock into correct setting.

All Milichex models are flat and parallel within 0.000050 inches and provided with numerous threaded holes for easy mounting of workpiece or fixtures. Milichex tables can be used also for checking roundness or concentricity within 10-millionths.

For details write for Bulletin X-60



**MICHIGAN  
TOOL CO.**

7171 E. McNichols Road  
Detroit 12, Michigan

CIRCLE 170 ON READER-SERVICE CARD

# Horizon Unlimited



for those who work at  
**Lockheed**

Lockheed is constantly probing all sciences related to aircraft and space projects. Therefore, its program diversification is unusually broad, its opportunities for creative men exceptional.

Fields of endeavor cover the complete spectrum—from human engineering through celestial mechanics. Consider these interesting areas under investigation:

Design and development of data processing equipment; V/STOL design and development; electromagnetic research in corona and high-altitude breakdown studies, surface wave generation, antenna wave radiometry; electrical instrumentation; infrared and solid state physics; biophysics research (on radiation hazards coincident with space flight); solid state electronics; aerothermodynamics; dynamics; autocontrols; and servosystems.

*Scientists and Engineers:* If you qualify for work in any of these areas; if you want to grow with a company that is expanding on all fronts—write today to: Mr. E. W. Des Lauriers, Manager Professional Placement Staff, Dept. 1312, 2407 No. Hollywood Way, Burbank, California.

## LOCKHEED

CALIFORNIA DIVISION



CIRCLE 913 ON CAREER INQUIRY FORM, PAGE 207

ELECTRONIC DESIGN • December 7, 1960

## Molding Compounds 404

For high-temperature operation

Type M-6-4156 mineral-filled silicone molding compound is for the manufacture of parts requiring long-term operation at 700 F. Parts made of this material have over 400 sec of arc resistance and dissipation factors as low as 0.002 at  $10^6$  cps. Typical applications are fuses and fuse holders, coil forms, tube bases, arc barriers and switch parts.

Dow Corning Corp., Dept. ED, Midland, Mich.

*Availability: Immediate, in production quantities.*

## Low-Noise Chopper 583

Noise level is 0.6 mv rms



Model 33 electromechanical chopper achieves noise levels of 0.6 mv rms. Specifications include: drive, 6.3 v at 60 cps; dwell, 175 deg avg; phase,  $25 \pm 10$  deg; balance, within 15 deg; and contact action, spdt, BBM. Housing is a round metal can with pierced pin terminals. The unit is 3/4 in. in diameter, has a seated case height of 1/3/16 in. and weighs 22-1/2 g.

Airpax Electronics Inc., Cambridge Div., Dept. ED, Cambridge, Md.

*Availability: One to three weeks delivery.*

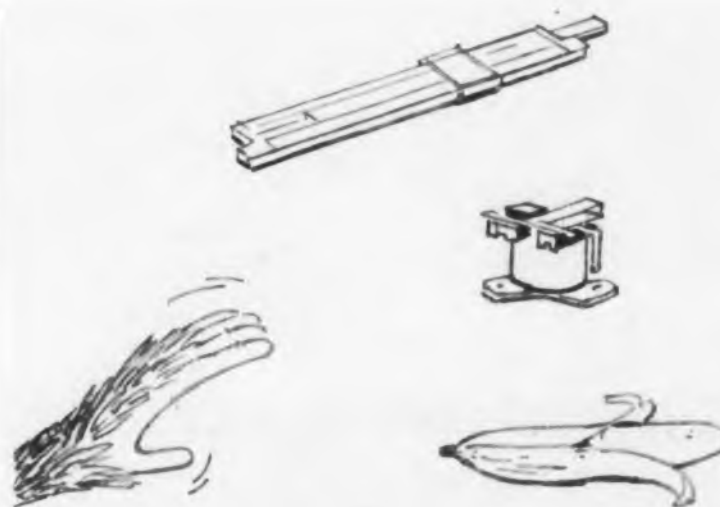
## Preflight Checkout Systems 572

Have automatic operation

These checkout systems test the performance of missile tracking, guidance, radio and safety equipment. The system simulates an actual flight sequence, from initial missile launching through flight and recovery. Operation of all electronic and electrical sub-systems can be verified. Visual and graphic records are provided.

R S Electronics Corp., Dept. ED, 435 Portage Ave., Palo Alto, Calif.

*Availability: Made on order.*



## Will he make the right choice and find True Happiness?

With enough expertly "programmed" and ingeniously dispensed training by a machine, even monkeys can be taught all sorts of marvelous things. (There are those who say that for the rewards illustrated, even a monkey would know enough not to pick the Sigma relay. At times we too wonder if some of our customers wouldn't have been better off if they'd chosen a banana instead of one of our relays.) At any rate, we salute the hard-working souls who try to get other people to think; if their "teaching machines" lack human fervor and originality, as some say, perhaps the critics are confusing the methods with the accomplishments.

Continuing our discussion of Sigma relays vs. bananas (we've decided that *they're* our real competitive threat, not transistors), it is the Application that decides all. We can't hold a candle to their enclosure, and while heat improves them up to a point it's apt to make relays dry up and get lethargic instead of just squishy. What hurts the most, though, is that if a banana doesn't work in the application you had in mind, you can always eat it; in 20 years, we've never been able

to offer customers that consolation.

There's a ray of hope for relays, however, from one quarter where slide projectors, electric shocks, peanut butter and other assorted elements are being used in teaching machines. In one device relays and photocells "read" the student's answer to a slide-projected question, via selected light beams passing through holes in the edge of the slide. This particular programmer uses twelve Sigma Series 11 relays, noted for their compatibility with both monkeys and people. The machine can handle up to 4096 different questions ( $12 \text{ relays} \times 2 \text{ positions} = 2^{12}$ ), and its output from the relays' contacts can run a congratulatory or reprimanding indicator, reward dispenser or some other electrically-actuated device. To the "student" using the machine, the fruits of his labors may be either literal or figurative, depending on what's connected to the machine. This, in turn, is usually determined by whether the student is a smart monkey or just a human being. Another good feature is that the inventor\* is Sigma's Sales Manager's cousin's husband, which assures us a certain degree of customer sympathy and prompt payment of account.



This educationally-oriented advertisement is one in a series of public-spirited messages from Sigma, wholeheartedly devoted to fostering greater awareness among relay users. For those not yet ready to buy, Sigma once again offers a small remembrance gift. If you've got 26¢, send it to Sigma's Advertising Manager today, for your Big Application Boon of Oblige Noblesse (address "BABOON Branch"). Quantities limited by our patience; act now.

\*Davis Scientific Instruments, 12137 Cantura St., Studio City, California

## SIGMA INSTRUMENTS, INC.

91 Pearl Street, So. Braintree 85, Mass.

An Affiliate of The Fisher-Pierce Co. (since 1939)

CIRCLE 171 ON READER-SERVICE CARD

- Adjustable
- Subminiature
- Weighs only 1.3 oz.
- Ni-Span C pressure capsule
- Stainless steel housing



## NEW BRISTOL PRESSURE SWITCH

Here's a subminiature pressure switch that incorporates the superb reliability characteristics of larger Bristol pressure switches. Yet, it's both miniature in size and it's adjustable.

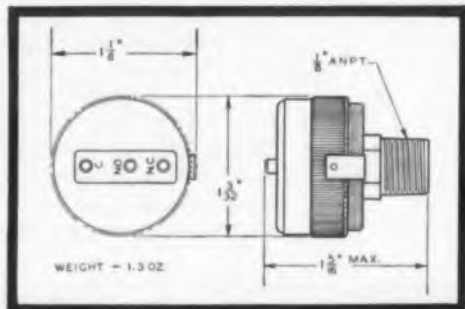
It's the Bristol Type C2060 . . . with six models covering ranges from 2-15 psi, absolute, to 20-200 psi gauge.

**Easy pressure adjustment.** You can change pressure settings easily and simply, without tools. Just turn the top portion of the switch. A strong ball detent holds settings positively even under severe vibration and shock.

Withstands shock, vibration, and acceleration in excess of MIL-E-005272B requirements. SPDT snap-action contacts are rated at 5 amps, 125vac, 60

cps; 2.5 amps d-c resistive load.

Get complete specifications on the new Bristol adjustable pressure switch today. Simply write for Bulletin AV 2015. The Bristol Company, Aircraft Equipment Division, 151 Bristol Road, Waterbury 20, Conn. O-14



Dimensions

**BRISTOL** FINE PRECISION INSTRUMENTS  
FOR OVER SEVENTY YEARS  
CIRCLE 172 ON READER-SERVICE CARD

## NEW PRODUCTS

### Accelerometer Transducer 563

Sensitivity is 20 mv per g

Model 101 accelerometer, having a sensitivity of 20 mv per g, also has a low-cross sensitivity of 3% nominal. Linearity is 2% from 1 to 15 kc. The unit stands temperatures from -65 to +365 F and is capable of measuring up to 10<sup>4</sup> g. Models 101-15, 101-30 and 101-50 have maximum cross sensitivities of 1.5%, 3% and 5%, respectively.


United Aerotronics Corp., Dept. ED, Burlington, N.J.

Price: \$219.50.

Availability: 10 days.

### Trimmer Potentiometers 589

Operate to 200 C



The Weetrim 550 trimmer potentiometers, rated at 1 w, are protected against humidity and corrosion by sealed isolation of electrical parts and withstand temperatures up to 200 C. They have 6-in. Teflon-covered wire leads. Other features include high resolution, good dielectric strength and noise-free operational life.

Handley, Inc., Dept. ED, 12960 Panama St., Los Angeles 66, Calif.

Price: \$4.50 down to \$3.08.

Availability: Immediate.

### Erasable Intermediate Paper 678


For corrections of variable information

Type 402-IZE erasable intermediate paper is for use where the addition or deletion of variable information has to be made. Pencil, ink and typewritten entries can be removed by rubbing with an ordinary eraser. The base paper is transparent for fast reprint speed and has show-through for drawing purposes. Both sides of the sheet are coated with a plastic surface, making it water and grease resistant. The paper is compatible for filing with silver halide materials.

General Aniline & Film Corp., Ozalid Div., Dept. ED, 63 Corliss Lane, Johnson City, N.Y.

## LATEST DATA ON

## ULTRASONIC DELAY LINES!



## THIS NEW CATALOG

gives you up-to-date specs on the industry's most complete line of ultrasonic delay lines for missiles, MTI, radar countermeasures and computer applications. Send for it today.



**LABORATORY FOR ELECTRONICS, INC.**  
Computer Products Division  
1079 Commonwealth Avenue  
Boston 15, Mass., Dept. 12-7E  
CIRCLE 173 ON READER-SERVICE CARD

ELECTRONIC DESIGN • December 7, 1960



## Speed Monitor

569

Provides constant rpm



In spite of varying accessory loads, the Speed monitor provides an rpm that is constant to  $\pm 5\%$ . The governed speed can be from 1,000 to 6,000 rpm. Ratio of drive to driven is as high as 4:1. The unit is self cooling.

Knechts Inc., Dept. ED, Box 1037, Springfield, Ore.

Price: \$50 for most models.

## Epoxy Powders

472

Maraset 135E, an unfilled epoxy, and Maraset 136E, a filled epoxy, are semi-flexible powders for impregnating and encapsulating electronic parts. They are low exotherm materials which have a 4-hr pot life, negligible shrinkage, and a 60% elongation rate.

Marblette Corp., Dept. ED, 37-31 30 St., Long Island City 1, N.Y.

Price: Working samples of either resin are available at \$4 a qt; further price data upon request.

## Soldering Hold-Down Fixture

473

Model 500 Connex is a hold-down fixture with a non-slip base and quick-locking, rubber-covered spring attachment designed to hold any standard size connector rigidly in place during soldering operation. Weighing 3 lb and 13 oz, it does not have to be bench-mounted and may be easily moved.

Hudson Pacific, Inc., Dept. ED, 12964 Panama St., Los Angeles 66, Calif.

Price: \$8 fob Santa Monica.

## Potting Compound

479

This potting compound, known as Pro-Seal 729 is a one-part, high-temperature resistant polysulfide. Its physical and electrical properties are said, by the manufacturer, to equal MIL-S-8516B specifications. It can be used at prolonged exposure of 275 F. It is packaged in containers ranging from 2.5-oz to one-gallon sizes.

Coast Pro-Seal and Manufacturing Co., Dept. ED, 2335 Beverly Blvd., Los Angeles 57, Calif.



"FREON" SOLVENT left this acrylic resin and metal unharmed after prolonged exposure.



ORDINARY CHLORINATED SOLVENT under same conditions dissolves resin, damages metal.

## How Freon<sup>®</sup> solvents help protect your investment in expensive, precision parts

"Freon" solvents provide *selective* solvent action. Result—fast, highly effective removal of oil, grease and dirt—yet complete safety to materials of critical components.

**Will not damage metals, plastics or elastomers.** "Freon" solvents minimize swelling of plastics and elastomers . . . are non-corrosive to metals . . . won't soften paint, wire coating or insulation.

**No residue.** Because "Freon" solvents contain no inhibitors, no residue is left on dried parts. Solvent can be recovered readily and reused without need for

reinhibiting during recovery cycle.

**Safe to personnel.** Non-flammable and non-explosive, "Freon" solvents are also virtually non-toxic—will not cause headaches or nausea.

For you this means effective, remarkably safe cleaning of delicate mechanical and electronic equipment—greater protection for your investment. If you'd like more information about "Freon" solvents or technical assistance on solvent use and application, write: E. I. du Pont de Nemours & Co. (Inc.), "Freon" Products Division, Wilmington 98, Delaware.

**FREON<sup>®</sup>**  
SOLVENTS



BETTER THINGS FOR BETTER LIVING...THROUGH CHEMISTRY

CIRCLE 174 ON READER-SERVICE CARD

## HOPKINS PLASTIC MOLDED Metallized paper capacitors




- excellent environmental qualities
- space-saving design

Hopkins molded capacitors are fully insulated, and offer a resistance to heat and moisture closely matching that of a hermetically sealed unit. They're designed with a unique rectangular shape to give maximum space economy.

**Extremely rugged**—casing is virtually indestructible, and provides complete protection against severe usage. The case is highly resistant to shock and vibration . . . will not develop cracks or fissures.

**Accurate sizes**—units are compression molded under precise dimensional control to insure consistent accuracy in size.

**Attractive blue color** of Hopkins molded capacitors compliments the circuitry in which they're used . . . makes identification easy. Standard units supplied from .005 to 4.0 mfd. Higher capacities are available.



12900 Foothill Blvd., San Fernando, Calif. Tel. EMpire 1-8691  
CIRCLE 175 ON READER-SERVICE CARD

## NAVY TERMINAL BOARDS



Made to Navy drawing 9000,  
S6505 B, 73214, Rev. H.

Designed by the Bureau of Ships and covered by applicable MIL specs, these boards or blocks are ideal for other heavy-duty assemblies and services. Available in several different lengths and number of terminals. Supplied in MAI-60 glass-filled Alkyd as per MIL-M-14 with latest revision. Threaded studs of manganese-bronze, molded in plastic. Slotted brass nuts. Other Navy types also available.

### WRITE FOR LITERATURE . . .

Latest Kulka Terminal Block Catalog sent on request. Let us have your terminal block problems and requirements. Our specialty!

**KULKA ELECTRIC CORP.**  
633-643 So. Fulton Avenue  
Mount Vernon, N.Y.

**KULKA**

CIRCLE 176 ON READER-SERVICE CARD

## NEW PRODUCTS

### Punched-Tape Reader 578

Tape capacity is 550 ft

This punched-tape reader can stop on character at a tape-reading rate of more than 200 eight-bit characters per sec. It reads from 1-in. Mylar or paper tape. Normal reading rate is 20 ips in both directions. Fast reading rate in both directions is up to 1,400 characters per sec. The complete unit weighs about 50 lb and measures 17 x 11 x 9 in.

Litton Industries, Westrex Recording Equipment Dept., Dept. ED, 6601 Romaine St., Hollywood 38, Calif.

Availability: 90 days.

### Germanium and Silicon Transistors 625

Available in NPN and PNP units



The Beta-Max transistor line is available in npn and pnp units. These germanium and silicon units measure 3/4 x 1 x 1-5/8 in. Minimum current gain is 26,000. The units are for switching applications.

Electromation Co., Dept. ED, 4254 Glencoe Ave., Venice, Calif.

Price: \$46 ea.

Availability: Sample quantities, from stock.

### Multi-Channel Potentiometer 616

For computer use

Having a rotary input, model 802 potentiometer is designed for direct servo motor drive in computer applications. It incorporates straight resistive elements in place of the conventional ganged rotary potentiometers. Over 1,000 separate channels can be contained in 1 cu ft. Resistances are 500 ohms to 140 K, resolution is 0.02% to 0.13%, linearity is 0.1% to 0.3%, and power rating for each channel is 7.5 w at 40 C.

Bourns, Inc., Dept. ED, 6135 Magnolia Ave., Riverside, Calif.

# SOLD

BY BRANSON

THE FIRST

4 POLE CRYSTAL  
CAN RELAY

## PROVEN IN CRITICAL MILITARY SYSTEMS



The Branson Type AR 4PDT relay. 2 amp. contacts. Withstands 2000 cps at 20G. -65°C to +125°C. Hermetically sealed and dry nitrogen filled for high altitudes. Wt. 15-20 gms. Dim. .384 x .784 x .882. Hook, plug-in or wire leads available. Std. 0.1 in. grid spacing. Suitable for dry circuit conditions. Meets specs: MIL-R-25018, MIL-R-5757C, MIL-E-5272C.

Delivery from stock, special orders in 4 weeks.

Write for technical bulletin

**BRANSON**  
Corp.

41 South Jefferson Road  
Whippany, New Jersey  
TU 7-1100

CIRCLE 177 ON READER-SERVICE CARD

dial any output



from 0-1000 volts



with 1% accuracy



Keithley Regulated High-voltage Supply gives you new speed and accuracy for a wide range of tests. Its many uses include calibration of meters and dc amplifiers, supplying voltages for photo-multiplier tubes and ion chambers, as well as furnishing potentials for high resistance measurements.

Three calibrated dials permit easy selection of the desired output in one volt steps, at up to 10 milliamperes. Polarity is selectable. Other features include:

- 1% accuracy above 10 volts.
- Line regulation 0.02%
- Load regulation 0.02%
- Ripple less than 3 mv RMS.
- Stability: within  $\pm 0.02\%$  per day.
- Protective relays disconnect output at 12 milliamperes.
- Price: \$325.00.



Write for complete details on Model 240.

**KEITHLEY  
INSTRUMENTS**

12415 EUCLID AVENUE  
CLEVELAND 6, OHIO

CIRCLE 178 ON READER-SERVICE CARD

ELECTRONIC DESIGN • December 7, 1960

## Magnetic Storage Drums

593

Stores 100,000 binary bits



This magnetic storage drum, designed to meet rigid requirements for buffer storage to magnetic tape, is capable of storing 100,000 binary bits of computer information. The pulley and belt drive provides speeds up to 25,000 rpm. The unit can be provided with read-write circuitry.

Farrington Manufacturing Co., Dept. ED, Needham Heights 94, Mass.

## Magnesium Cases

641

Magnesium military cases, combination cases and instrument cases are available in size ranges from 3-3/4 x 7-13/16 x 2-1/4 in. to 18-15/16 in. square and 18 in. deep.

Zero Manufacturing Co., Dept. ED, 1121 Chestnut St., Burbank, Calif.

## Epoxy Adhesive

657

Type 4322 adhesive has a tensile shear of 2,200 psi at 300 F on aluminum to aluminum. It will not flow during cure, has a slight resiliency which gives thermal shock. Can also be used for bonding metal, plastics, ceramics, glass and wood.

Hysol Corp., Adhesives and Sealants Dept., Dept. ED, Olean, N. Y.

## Metalized Paper Capacitors

449

These plastic-molded, metalized paper capacitors are fully insulated and have a high resistance to heat and moisture. Standard units can be had from 0.005 to 4  $\mu$ f; higher capacities are available. A 4- $\mu$ f unit measures 37/64 x 3/4 x 1-3/4 in.

Hopkins Engineering Co., Dept. ED, 12900 Foot-hill Blvd., San Fernando, Calif.

## Metalized Ceramic Terminals

708

The L-series metalized ceramic terminals have ratings as high as 15,000 v and meet JAN 1-8 and JAN 1-10 specs. The line consists of four basic type terminals in 26 different sizes.

Metalizing Industres, Inc., Dept. ED, 338 Hudson St., Hackensack, N.J.

# THE TECHNIC Precious Metals PLATING RESEARCH CENTER

A pilot plant which offers laboratory controls under production conditions is available to industry without charge.



This unique facility is designed to solve plating problems or develop specialized plating methods... and may be used for investigating both still and barrel plating processes.

The line may be operated by any plater or engineer, by our own technical staff or by a team of both.

It is designed to eliminate difficulty, time, and expense in translating laboratory findings to practical production.



## Technic inc

P.O. Box 965 Providence 1 R.I. • 7001 N. Clark St. Chicago 22 Ill.

Plant: Cranston, R.I. STUART 1-6100

CIRCLE 179 ON READER-SERVICE CARD

## CERAMIC

## Adjustable R. F. Coils



A complete series of adjustable R.F. coils ranging from .091 to 125 mh.

By molding ceramic terminal rings and the ceramic coil form as one integral unit we have been able to eliminate brass terminal rings that affect the Q and tuning range of a coil. Also broken coil leads caused by ring slippage ceased to be a problem.

The use of a newly designed "Trutorque" tension device prevents stripped threads on the adjustable stud.

### Sub-Miniature 40A000CBI

Dimensions (form): 1/32" Dia.  
1 1/2" long. Mounting hole 1/4"

### Miniature 41A000CBI

Dimensions (form): 1/4" Dia.  
1 1/4" long. Mounting hole 3/16"

### Standard 42A000CBI

Dimensions (form): 3/8" Dia.  
1" long. Mounting hole 1/4"

### Jumbo 43A000CBI

Dimensions (form): 1/2" Dia.  
1 1/4" long. Mounting hole 1/4"



ASK FOR OUR CATALOG 161

J. W. MILLER COMPANY • 5917 So. Main St., Los Angeles 3, Calif.

CIRCLE 180 ON READER-SERVICE CARD

## NEW TANSITOR 125C TANTALUM CAPACITORS

CUT CASE SIZE

15%



### TH CAPACITOR CHARACTERISTICS

- Non-acid electrolyte • Single case, double sealed
- Low leakage current • Long shelf life
- Long life at 125C

High reliability at 125C is a key feature of TANSITOR'S new TH-type foil capacitors. But they also provide average savings of 15% in case size over similar high temperature tantalum capacitors.

In short, they give you the most capacitance in the least space of any 125C tantalum foil capacitors. Their specifications also coincide with the new military specification MIL-C-3965-15 through 18.

	Plain Uninsulated	Plain Insulated	Etched Uninsulated	Etched Insulated
Polar	CL 30	CL 31	CL 20	CL 21
Non-Polar	CL 32	CL 33	CL 22	CL 23

### COMPLETE LINE AVAILABLE

TANSITOR ELECTRONICS specializes in tantalum capacitors. Wire, foil, or solid types with operating ranges from - 80 to +125C, voltages from 1 to 300 and capacitances from 0.0047 to 600 microfarads are available. For full details on the new TH or other TANSITOR tantalums, write TANSITOR ELECTRONICS, INC., Dept. 40, West Road, Bennington, Vermont.

**TANSITOR**  
ELECTRONICS INCORPORATED

*Where Reliability Comes First*

Tantalum Capacitors

CIRCLE 181 ON READER-SERVICE CARD

## RENBRANDT Flexible Couplings

for electromechanical instruments



Series #1  
only 1/4" x 1/4"

featuring

**MINIATURE SIZE  
ZERO BACKLASH**

You can save space and weight by using Renbrandt Flexible Couplings. They have torsional rigidity, angular and linear flexibility, low inertia and yet are entirely free of backlash. The unique disc-type design assures long life at a moderate price. Available for 1/16" through 1/2" shafts in all combinations. Many hub styles including clamp, set screw.

Prompt delivery on prototype or production orders. Send for catalog or send your requirements for quotes.

### Tinymite Flexible Coupling

Low cost. Thousands of uses for manual controls, tuners, plug-in units, sub-miniaturization, etc. Size 1/2" dia. by 21/32" long. No backlash. Insulating nylon center piece.

Renbrandt, Inc.  
6-B Parmelee St.  
Boston 18, Mass.  
tel: Highlands 5-8910

*Renbrandt*

CIRCLE 182 ON READER-SERVICE CARD

18-8 and 316

## STAR STAINLESS SOCKET HEAD CAP SCREWS

Smooth and Knurled Types, Coarse, or Fine Thread. Sizes 0.80 and Up. Splined and Flat Head, Nylok and Socket Set Screws

**RIGHT OFF THE SHELF®**

This is just one line of Star's stock of stainless steel fastenings listed in our new Catalog.

STAINLESS STEEL 300 & 400 Series

- BOLTS & NUTS • WASHERS
- PINS • AN & MS FASTENERS
- HINGES

Send for YOUR Catalog today, request on letterhead please.

**STAR STAINLESS SCREW CO.**  
CORROSION RESISTANT  
663 Union Blvd., Paterson 2, N. J.  
Phone: CLifford 6-2300 • TWX-LTFSNJ-1382  
Direct New York phone: Wilsconsin 7-6310  
Direct Philadelphia phone: WALnut 5-3660

CIRCLE 183 ON READER-SERVICE CARD

## NEW PRODUCTS

### Temporary Connections

679

Consist of 20 junction cells


The Inter-Connek units consist of 20 rubber-core junction cells arranged in two parallel rows, with copper foil connecting each pair of cells. Wires are inserted by pulling up the flexible rubber core at the end of each cell. When the core is released, the rubber expands, gripping the wire. Capacitors, resistors or other circuit elements can be inserted between cell units.

Plastic Associates, Dept. ED, 2900 S. Coast Blvd., Laguna Beach, Calif.

### Rate Gyro

606

Accuracy is 1%



Measuring 1-1/8 in. in diameter and 3-3/4-in. long, this dc rate gyro with potentiometer output has an accuracy of 1%. The steel flexure pivot-gimbal suspension and the heavy metal rotor provide a hysteresis of about 0.5%, max. Hermetically sealed in a steel case the 28-v unit operates under severe environmental conditions. Service life of the motor is more than 300 hr; the pot has a life exceeding 10<sup>6</sup> cycles.

Humphrey, Inc., Dept. ED, 2805 Canon St., San Diego 6, Calif.

Availability: Units are made on order.

### Waveguide Harmonic Filter

609

Passband range is 400 to 450 mc

This uhf filter, having a frequency range in the passband of 400 to 450 mc, is claimed to be the largest unit of this type; it weighs 1,400 lb and measures 16 x 4 x 3 ft. It is typically used with WR-2100 waveguide equipment to suppress harmonic and spurious signals from microwave tubes and is applied between the tube and the antenna. Passband characteristics are: insertion loss, less than 0.2 db; vswr, 12:1 and power-handling capacity, 5 mw peak, 300 kw avg. Stopband characteristics are: range, 700 to 1,800 mc; insertion loss, greater than 20 db; vswr, less than 2 for each propagating mode and power-handling capacity, 5 kw avg.

General Electric Co., Dept. ED, 2155 S. First St., San Jose, Calif.

## Lumped-Constant Delay Lines 666

Are totally encapsulated



Totally encapsulated in epoxy resin, these delay lines do not need the terminal boards which are commonly used to trap moisture. Model F-577A has a total delay of 10  $\mu$ sec and a rise time of 0.5  $\mu$ sec max; it has multi-taps every 0.2  $\mu$ sec. Model F-578A has a total delay of 15  $\mu$ sec and a rise time of 0.4  $\mu$ sec max. This unit has multi-taps every 0.125  $\mu$ sec. Both models have an impedance of 400 ohms and an operating temperature to 125 C.

Control Electronics Co., Inc., Delay Line Div., Dept. ED, 10 Stepar Place, Huntington Station, L.I., N.Y.

Availability: Two to three weeks.

## Low Temperature Solder 716

This high-strength, low-temperature solder pre-form material, designated alloy D-800 is a lead base "N" type ohmic-junction alloy material, containing neither boron nor free iron. Its melting range is 240 to 268 C, and the material will operate at 200 C with no deformity under load. Available only as pre-forms in the form of washers, discs, spheres and pellets.

Accurate Specialties Co., Inc., Dept. ED, 340 Hudson St., Hackensack, N.J.

## Vaneaxial Blower 707

Model VAX-3-BD dc vaneaxial blower produces an optimum output of 90 cfm at 1 in. H<sub>2</sub>O back pressure. At 28 v dc maximum current is 1.7 amp at free air delivery. Motor windings can be provided for 4 to 115 v dc operation. Life exceeds 500 hr. The unit weighs 16 oz.

Globe Industries, Inc., Dept. ED, 1784 Stanley Ave., Dayton 4, Ohio.

## Miniature Trimmer Capacitors 709

Miniature trimmer capacitors having nylon-insulated bushings and lugs for ungrounded operation are available. The "F" mount series has capacitance-to-ground as low as 0.50 pf. The "FL" mount is used where lower capacitance is needed. Both types meet MIL-C-14409A.

JFD Electronics Corp., Dept. ED, 6101 16th Ave., Brooklyn 4, N.Y.



# Education

alone is not a true measure  
of an engineer's ability

But without it you're on the outside looking in!

To us, while there is no substitute for education, professional engineering worth stems from a variety of things that merely *start* with a formal education. Throughout your engineering career there are rough edges to be smoothed. There's doing, re-doing, and doing again. There's frustration and despair. There's happiness and utter elation. There's growth and confidence and respect. There's maturity and courage of convictions. *This* is your ability, shaped, polished and made strong by conditions and people around you.

This evolution is by no means exclusive to us at RCA West Coast. We do, however, try to bring it out earlier and have you make more of it than most. Like to try? We have exceptional career opportunities for:

Advanced Systems Engineers, Development and Design Engineers, and Project Engineers with experience in these areas: Electronic Countermeasures, Data Processing and Computer Systems, and Missile Ground Support Systems.

For further information about us, *and you*, see the box at right.

**RCA**  
WEST COAST

Call collect or write:  
Mr. O. S. Knox  
EMpire 4-6485  
8500 Balboa Blvd.  
Dept. 360-L  
Van Nuys, California




**RADIO CORPORATION OF AMERICA**  
WEST COAST MISSILE AND SURFACE RADAR DIVISION

*The name you know is the place to grow!*



CIRCLE 914 ON CAREER INQUIRY FORM, PAGE 207



standards  
are



We select military and commercial standards of interest to the electronic design engineer and brief them in the Standards & Specs Section. Another service that saves you time and keeps you up to date on the latest design developments.



**ELECTRONIC DESIGN . . . communicates ideas for ACTION.**

## NEW PRODUCTS

### Power Tube

699

For zero-drive power-amplifier service

Type WL-7540 power tube is for zero-drive power-amplifier service in shaker table and sonar equipment. It has 35-kw dissipation during continuous service at audio frequencies. Characteristics include: filament voltage, 5 v; filament current, 250 amp; amplification factor, 5. Maximum ratings are: dc plate voltage, 15 kv; dc plate current, 10 amp; plate-power-input at audio frequencies, 70 kw. At 35-kw dissipation the flow of cooling water is 30 gal per min at a pressure drop of 8 psid.

Westinghouse Electric Corp., Electronic Tube Div., Dept. ED, P.O. Box 284, Elmira, N.Y.

Price: \$560 ea.

Availability: 30 days.

### Magnetic Shift-Register Elements

592

Postage-stamp size



These magnetic shift-register elements are postage-stamp size. Up to 10 elements can be contained in 1 cu in. The serial-driven, gated transfer element permits operation at an information rate of 100 kc per sec and a peak shift pulse of 0.1 w.

General Electric Co., Heavy Military Electronics Dept., Dept. ED, Court Street Plant, Syracuse, N.Y.

### Drilling Machine

576

For drilling printed circuitry

Model 151 drills more than 64,000 holes per shift. Holes are from 0.02 to 0.25 in. in diameter; each hole can be within 0.001 in. of true position and minimum wall thickness between holes is 0.004 in. Foot controls are used. The unit occupies 2 x 3 ft of floor area.

Nationwide Engineering Service, Inc., Nationwide Machine Tools Div., Dept. ED, 6138 Washington Blvd., Culver City, Calif.

Availability: 35 to 40 days.



for  
printed  
wiring  
applications

## PRECISION

wire-wound  
resistors

Improved design in Cinema's CE400 resistors offer superior performance characteristics and greater ease of installation in printed-wiring boards. Microminiature in size these precision units are ideal for use in critical applications where space is at an absolute premium.

Encapsulated in epoxy, the meniscus effect of this material is used to excellent advantage at the terminal wires to prevent the resistor from being drawn flush to the printed-wiring board and eliminates the possibility of capillary-effects experienced in soldering and high humidity environments. Performance characteristics as per MIL-R93B and MIL-R-9444. CE400 resistors are available in the following sizes and ratings:

TYPE	WATTAGE RATING	DIA.	LENGTH	MAX. RESISTANCE
CE444E	.25	1/4"	3/8"	600K
CE445E	.25	1/4"	1/2"	900K
CE446E	.5	1/4"	3/4"	1.7 Meg.
CE447E	.5	3/8"	3/4"	5 Meg.
CE451E	.6	1/2"	3/8"	6.5 Meg.

Also available in axial lead types as CE200 Series. Write for complete technical details to...



**CINEMA  
ENGINEERING**

DIVISION AEROVOX CORPORATION  
1100 Chestnut, Burbank, California

CIRCLE 184 ON READER-SERVICE CARD

ELECTRONIC DESIGN • December 7, 1960



looking for...

## RELIABLE RELAYABILITY?

specify the VG and VGS series

Elgin's hermetically sealed VG and VGS miniature rotary relays provide high sensitivity and high contact rating in less than one cubic inch. The VGS Series operates on the power of a single transistor.



another example of relayability

### VG AND VGS SPECIFICATIONS

contact arrangement	DPDT (2 form C)
contact rating	5 amps @ 26.5 VDC or 115 VAC 60 CPS resistive load
min. oper. power @ 25°C	VG: 340 milliwatts VGS: 125 milliwatts
max. oper. time @ nom. oper. power	VG: 6 milliseconds VGS: 20 milliseconds
max. release time	10 milliseconds
duty	continuous
shock	VG: 100G VGS: 50G (MIL-R-5757C, shock test II)
vibration	10-55 CPS total max. excursion of 0.060 in.; 15G, 55-2000 CPS
amb. temp. range	-65°C to +125°C
life	100,000 operations @ rated resistive load (MIL-R-5757C)
enclosure	evacuated @ 2.5 in. HG ABS, degassed @ 10 microns and 170°C, dry nitrogen filled & hermetically sealed
dimensions	H - 0.875"; W - 0.875"; L - 1.125"
weight	1.5 ounces


# ELGIN RELAYS

2438 N. MADRI ST., BURBANK, CALIFORNIA

## DC Power Supply

571

Ratings are 0 to 18 v dc and 0 to 35 amp



Model ST18-35 supply has ratings of 0 to 18 v dc and 0 to 35 amp, both continuously variable over the full range. Line regulation is 0.005% and load regulation is 0.05%. Recovery time for half-current step changes to full-current load is 100  $\mu$ sec. Ripple is less than 500 mv. The unit is transistorized and has automatic protection against short circuits.

Mid-Eastern Electronics, Inc., Dept. ED, 32 Commerce St., Springfield, N.J.

Price: \$1,595 fob Springfield.

Availability: Three weeks delivery.

## Sealing Grommet

361

This sealing grommet can be molded to suit any required situation, in any size, shape or dimension. Membrane expansion is between 300% and 400%.

Automotive Rubber Co., Dept. ED, 12550 Beech Rd., Detroit 39, Mich.

## Tubing And Monofilament

451

Penntube III is a transparent spaghetti tubing and monofilament made of modified trifluorochloroethylene polymer which is available in monofilament down to 0.008 in. and spaghetti tubing in AMS 3648 sizes. Zero moisture absorption, low dielectric constant, and good power factor at high temperature and high frequency are claimed.

Pennsylvania Fluorocarbon Co., Inc., Dept. ED, 1115 North 38 St., Philadelphia, Pa.

## Absolute Pressure Transducer

447

Model 226 is designed for accurate absolute pressure measurements over a wide temperature range. It features pressure cavity cleanout, infinite resolution, and standard built-in pressure overload protection. Stainless steel construction permits contact with corrosive acids. Repeatability is 0.1% linearity, 0.25%; hysteresis, 0.25%; ambient temperature, -100 to +275 F; pressure ranges, 0 to 300 to 0 to 2,000 psf.

Taber Instrument Corp., Dept. ED, North Tonawanda, N.Y.



CHARLES E. MCGINNIS, B.E.E., M.S.E.E., CHIEF COMMUNICATIONS ENGINEER

“Why did I move to Martin-Orlando? Opportunity for professional growth...doing as big a job as I could handle. More money and better position, too. Any company that's growing as fast as Martin presents many opportunities. You don't outrun the company. You grow with it. If you have a worthwhile idea that will benefit the company, and you can demonstrate that it will, you get everything you need to put that idea into action. Martin isn't ponderous... it lets you move fast and get things done. I head up a group of people responsible for getting Martin further into the field of communications, both related and non-related to missiles. We're working on tropospheric scatter systems, random access discreet address communication systems, air traffic control communications, very long range communications systems, applied research on speech bandwidth compression systems... things like that. My wife and I really like living in Florida. Never housebound in winter, no snow suit to put on my little girl every time she goes out. A great place to raise a family. The school system is good too.” Write: C. H. Lang, Director of Employment, The Martin Company, Orlando 10, Florida. FOR CAREER OPPORTUNITIES, SEE PAGES 183 AND 185

WORK IN THE CLIMATE OF ACHIEVEMENT

**MARTIN**  
ORLANDO

**NEW!**  
**RAYTHEON  
CONTROL  
KNOBS**

virtually eliminate parallax



For instruments that  
deserve the precision  
engineered look.

TWO SLOPING-POINTER KNOBS have just been added to Raytheon's widely used industrial and military knob line. Fully comply with military specifications. Black or grey. Mirror or matte finish. 70-series for 1/4" shaft.

**SEND TODAY FOR  
FACT-PACKED FOLDER**

on Raytheon control knobs, electrical components and panel hardware. Address Raytheon Company, 55 Chapel St., Newton, Mass.



**RAYTHEON COMPANY**  
Industrial Components Division  
55 Chapel Street, Newton, Mass.

CIRCLE 186 ON READER-SERVICE CARD

**NEW PRODUCTS**

**Induction Motor**

**580**



Has sealed housing

Type C-20-20 motor is a continuous duty, totally enclosed permanent split-capacitor unit designed to function as a high-starting-torque, fuel pump drive for aircraft. It delivers up to 345% starting torque and is sealed to stand an internal pressure of 400 psi when mounted on the driven shaft. It can be modified to operate as a self-contained sealed drive motor. Requirements of MIL-E-5272A and MIL-E-7894 are met.

Kearfott Div. of General Precision, Inc., Dept. ED, 1150 McBride Ave., Little Falls, N.J.

**Brakes and Clutches**

**359**

These fhp electric brakes and clutches are produced in two sizes: 0.875-in. in diameter with 2 lb-in. torque, and 1.725-in. in diameter with 10 lb-in. torque. They are supplied as 28 or 90 v, standard.

General Time Corp., Haydon Div., Dept. ED, 245 E. Elm St., Torrington, Conn.

**Sockets For Small Lamps**

**362**

This series of sockets, pilot lights and lamp holders provides a variety of plug-button arrangements. A choice of materials and finishes is offered. Units are available for mounting in holes from 9/16 in. in diameter. Head diameters of plug buttons range from 13/16 in.

Leecraft Manufacturing Co., Inc., Dept. ED, 60 Greene St., New York 12, N.Y.

**Ratio Computer**

**352**

Model 597-2B computes the ratios of two independent low-level variables and has an accuracy of  $\pm 1\%$ . The computer can measure ratios as low as 1 mv full scale.

Magnetic Instruments Co., Inc., Dept. ED, 546 Commerce St., Thornwood, N.Y.

**Constant-Power Tube**

**694**

Dc plate voltage is 6,000 v



For use to 30 mc, these constant power tubes have the following specs: dc plate current (loaded), 3.3 amp; dc plate current (unloaded), 0.51 amp; plate dissipation 5,500 w; plate power output, 14,300 w; and efficiency, 72%. Type 7804 is forced-air cooled and type 7805 is water-cooled.

Amperex Electronic Corp., Power Tube Div., Dept. ED, 230 Duffy Ave., Hicksville, L.I., N.Y.  
*Price: Type 7804, \$440; type 7805, \$402.*

*Availability: From stock.*

**Multiform Glass Beads**

**446**

This line of multiform glass beads is for header applications with both Kovar and compression type hermetic seals. The parts come in all the RMA colors, range in size from 0.050 to 0.075 in. OD with thicknesses between 0.020 and 0.250 in. max.

Electronic-Ceramics Co., Dept. ED, 188 Belmont Ave., Belleville, N.J.

*Availability: Delivery runs one to two weeks from receipt of order and approval of pre-production parts.*

**Shelf-Threading Coil Forms**

**470**

These self-threading, epoxy-glass coil forms are available in 4 diameters for use with core sizes of 6, 8, 10 and 1/4 in. They are fungus-proof and non-hygroscopic with dielectric strength of 420 v per mil and volume resistivity of  $10^{14}$  ohms. Excellent torque and moisture resistance characteristics are claimed.

Wells Electronics Co., Dept. ED, 1701 S. Main St., South Bend, Ind.

*Availability: Sample quantities available in 7 days.*

**All-Vinyl Cable Markers**

**496**

These self-sticking, vinyl-plastic cable markers simplify identification of large cables, power-supply lines and heavy-duty wiring harnesses. They are made of 6-mil thick, non-conductive vinyl and printed continuously with a bold, black-on-white numeral or letter for full, round-the-cable identification. The markers are self-adhesive and ready for instant use.

W. H. Brady Co., Dept. ED, 727 W. Glendale Ave., Milwaukee 9, Wis.





Series PI-100

Frequency indicators and frequency deviation indicators



Series PI-300

Precision frequency-to-dc converters for telemetry and other aircraft and missile uses.



Series PI-400

Precision plug-in module frequency-to-dc converter and indicator. Six may be mounted in 19" rack.

For Frequency Measurement

## PULSE RATE INTEGRATORS

by *Anadex*

Designed For Use With

- Turbine Flow Sensors
- Tachometers
- Rotating Machinery
- Repetition Rate Pick-ups
- Radiation Detectors and other frequency generating devices

Here is a complete, all new line of versatile, reliable Pulse Rate Integrators especially designed for accurately converting a frequency or pulse rate to an analog output of dc voltage or current, or to a visual meter indication. Featuring many different models for the widest range of applications, these Anadex instruments represent the ultimate in dependability and operating performance.

Write today for complete detailed specifications.

*Anadex* INSTRUMENTS INC.

14734 Arminta St., Van Nuys, Calif.

CIRCLE 187 ON READER-SERVICE CARD

## Cable-Harness Analyzer

Is tape-programmed



Model 230 analyzer has programmed continuity, complete random selection, 100% branch-testing capabilities, search scan and fault print-out. The programable continuity range is 1 to 15 ohms in 1-ohm steps, and 10 to 150 ohms in 10-ohm steps. The leakage range is 10 to 100 meg in 20-meg steps and 100 to 500 meg in 100-meg steps.

California Technical Industries, Dept. ED, 1421 Old Country Road, Belmont, Calif.

Price: \$28,000.

Availability: 30-day delivery.

541

## Loop-Type Polypropylene Clamps

357

These cable clamps are available in seven sizes: 1/8, 3/16, 1/4, 5/16, 3/8, 7/16, and 1/2 in. in diameter. They are for use as wire and cable clamps, transformer lead clips, strain reliefs, and tube and pipe hangers.

Holub Industries, Inc., Dept. ED, 430 Elm St., Sycamore, Ill.

## Servo Motor

455

Type 5104-01 servo motor is 1.37-in long, weighs 4.2 oz, and meets ARP 497. Housing is stainless steel. The unit is designed for 400-cps airborne and ground control applications.

John Oster Manufacturing Co., Avionic Div., Dept. ED, Racine, Wis.

Availability: Immediate delivery from stock on prototype and production quantities.

## Relay Rack Cabinet

715

This relay-rack cabinet is a reinforced version of the manufacturers standard MC series. It has been designed for high shock and vibration conditions. It is available with: welded heavy-duty steel or aluminum construction; built-in panel mounting blowers or refrigerated cooling systems; thermal and acoustic insulation; standard 19, 24 or 30-in. panels; heights in multiples of 1-3/4 in.; cabinet depths 18 to 36 in. in 2 in. increments.

Western Devices, Inc., Dept. ED, 600 W Florence Ave., Inglewood 1, Calif.



CHARLES E. MCGINNIS  
CHIEF COMMUNICATIONS ENGINEER

Did you know that there are 53 lakes within the city limits of Orlando? CAREER OPPORTUNITIES IN FLORIDA. Participate in creative assignments on Army, Navy and Air Force prime contracts — including Pershing, Bullpup, GAM-83 and Lacrosse missiles, Missile Master and other electronic systems. Current openings in design, development, fundamental and applied research, reliability, manufacturing and associated engineering areas. Write C. H. Lang, Director of Employment, The Martin Company, Orlando 12, Florida.

SEE PAGE 181

WORK IN THE CLIMATE OF ACHIEVEMENT

**MARTIN**  
ORLANDO



your map  
in a **UNIVERSE**  
of **AIRCRAFT PUMPS**

This new engineering bulletin leads you right to the hydraulic pump designs you may be looking for.

**SMALL SIZE:** Eastern gear pumps are the smallest, lightest made. An airborne servo system pump delivers 1.5 gpm @ 1500 psig — measures only 1 1/8" x 1 1/8" x 2 3/4", weighs 9 oz.

**WIDE PERFORMANCE RANGE:** pumps available have theoretical displacement from .0016 to 1.30 cu. in. per revolution — flow from .025 to 9.6 gpm, pressures from 0 to 2000 psig, at speeds to 24,000 rpm. Weights with motor range from 1.5 to 8.5 lbs.

**UNAFECTED BY EXTREME ENVIRONMENTS:** rugged, reliable Eastern units take loads to 50g in stride — shrug off temperature differentials to meet MIL specs.



**EASTERN INDUSTRIES, INC.**

100 SKIFF STREET • HAMDEN 14, CONNECTICUT  
WEST COAST OFFICE:  
4203 SPENCER ST. • TORRANCE, CALIF.

CIRCLE 188 ON READER-SERVICE CARD

ELECTRONIC DESIGN • December 7, 1960

Just  
published  
by **KODAK**



If you are working with infrared-actuated devices, you need this new Kodak folder, *Kodak Ektron Detectors*. It tells what you need to know about types and availabilities of these photosensitive resistors.

There are curves for the six different depositions available in Ektron Detectors that give specific responsivity and detectivity (signal-to-noise ratio) against wave length. Also description of physical forms available and a quick summary of basic effects.

To get your free copy, write to Special Products Sales,

**EASTMAN KODAK COMPANY**  
Rochester 4, N.Y.

**Kodak**  
TRADE MARK

CIRCLE 189 ON READER-SERVICE CARD

183



MODEL  
4005  
with



## CONSTANT VOLTAGE CONSTANT CURRENT

from the  
**SAME TERMINALS!**

**\$143<sup>50</sup>**  
F.O.B.  
FACTORY

Other Models  
Available  
Write For  
Catalog

\*TM

MODEL 4005 is a 40 volt, 500 ma, regulated DC power supply incorporating AMBITROL,\* a transistorized regulator permitting continuous control of voltage or current to .05% with adjustable automatic electronic crossover to either voltage or current regulation.

**Power Designs inc.**

1700 SHAMES DRIVE  
WESTBURY, NEW YORK

Edgewood 3-6200 (LD Area Code 516)

CIRCLE 190 ON READER-SERVICE CARD

## FANS AND BLOWERS

to cool the tough ones

When modern design requires cooling, it means fast, efficient cooling—with minimum weight addition.

Heinz Mueller fans and blowers have shown outstanding ability to meet military specifications for performance and extreme durability. Now, these same characteristics are also available for commercial applications... wherever precision is vital.

Call a Heinz Mueller engineer for design help on the "tough ones." We've already solved something close to the problem you're facing now.



METAL FAN  
BLADES  
2" to 5"  
diam. Sizes

Aluminum or steel.  
Fans can be furnished with plain hole, metal hub or rubber grommet.

Maximum air movement. Minimum horsepower requirement. Maximum air quietness.



BLOWER

Delivers 75 C.F.M. at 6000 R.P.M. using 2 3/4" blower wheel. With filter for radio noise suppression. Military or commercial specifications. Motors 6 to 220 volt D.C. or 60 cycles A.C. 400 cycles on special request. Blowers from 2 to 200 C.F.M. with 1" to 4" wheels.



TUNNEL FAN

Weighs only 14 oz., but delivers 150 C.F.M. at 3100 R.P.M. 4" fan. Can supply 2 C.F.M. to 250 C.F.M. with 2" to 10" blades.

FAN—Miniature precision design delivers 20 C.F.M. at 10,000 R.P.M. 2" dia. 10-blade fan. Motor 27.5 volt D.C. Weight 4 oz.

**HEINZ MUELLER** ENGINEERING COMPANY

4727 W. Iowa, Chicago 51, Illinois

CIRCLE 191 ON READER-SERVICE CARD

## NEW PRODUCTS

### De-reeling Machine

596

Provides constant tension



This Swiss-made calibrated-tension takeoff for coil winding and wire spooling machines permits small wires to be de-reeled and made up into virtually perfect coils. Called the Meteor, the device is claimed to be the only one of its kind. Model 483 can be used for wires from 0.0004 to 0.003 in. in diameter with tensions as small as 1 g; model 484 is for wire from 0.0015 to 0.014 in.

Associated American Winding Machinery, Inc., Dept. ED, 750 St. Ann's Ave., New York 56, N.Y.  
Availability: From stock.

### Electrical Power Load Bank

468

This electrical-power load bank uses a thin-plate conductor of woven-wire mesh. It weighs less than 15 lb, measures 16 x 16 x 22 in., and is portable. It has a low retained-heat capacity and low surface temperatures. Total wattages are available up to 15 kw with 110 v or 28 v.

Electrofilm, Inc., Dept. ED, 7116 Laurel Canyon Blvd., North Hollywood, Calif.

### Scatter Antenna

480

This 60-ft scatter antenna is fabricated of galvanized steel. The overall design stresses maximum interchangeability and standardization of the various members. Of all-bolted construction, it meets the applicable MIL specifications. It will withstand winds up to 158 mph with 6 in. of ice.


Antenna Systems, Inc., Dept. ED, Hingham Industrial Center, Hingham, Mass.

### Miniature Toroid

478

This miniature, epoxy-encapsulated toroid is available in a frequency range of 2 kc to 25 kc, with a maximum inductance of 2 henries. It is designed in a linear version for maximum stability when used with polystyrene capacitors. Available in a variety of styles and sizes, it meets the requirements of MIL-T-27A.

Aerovox Corp., Cinema Engineering Div., Dept. ED, 1100 Chestnut St., Burbank, Calif.



### THE ONLY MOVING PART OF THIS New Transducer Package

This stiff metal diaphragm is the only moving part in the new Ultradyne DCS-4, a complete DC/DC pressure-to-voltage system. Gives all the advantages of a variable-reluctance transducer without AC transmission disadvantages. Send for complete specifications.

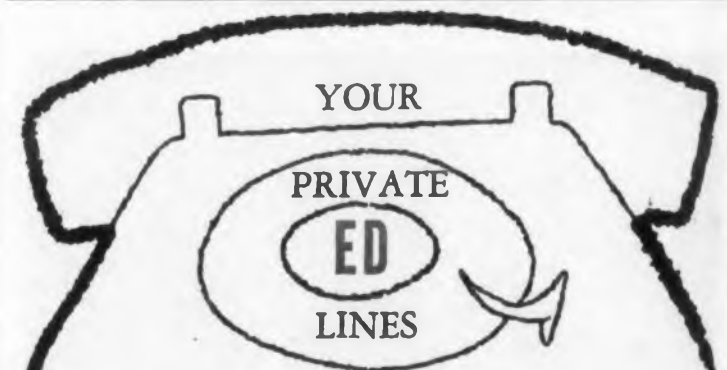


**ULTRADYNE**  
INCORPORATED

P.O. BOX 3308 ALBUQUERQUE, NEW MEXICO

A Member  
of The Condec Group

CIRCLE 192 ON READER-SERVICE CARD



When employment information is obtained through **ELECTRONIC DESIGN**, it's sent direct to your home, so that only you and one prospective employer at a time know about it. You can conduct your employment campaign privately—as it should be conducted.

This is why every Reader Service Card reserves a line for your home address, and why circled numbers are detached from Career Inquiry Service Forms sent to companies.

You can apply for many jobs simultaneously... only *you* will know how many.

Use the Career Inquiry Service Form, and the Reader Service Card when job hunting. They're your *private lines* to employment opportunities... another service for you from **ELECTRONIC DESIGN**.

## DRAKE

READOUT INDICATOR LIGHTS

No. 103 . . . Incandescent

No. 103N-022 . . .  
Hi-Brite Neon

EASY TO READ  
EASY TO ALIGN  
CHOICE OF LEGEND STYLES

These miniature bayonet units are specially designed for fast, easy reading. A slip-fit shank makes it simple to line up the legend after the unit has been mounted on the panel. Several choices of inscription methods are offered; practical and least expensive for many applications is a printed disc behind a 1/2" flat glass lens. If this lens is colored, the legend is hardly visible until the lamp is lighted. Any legend may be used which fits within a 15/32" circle. DRAKE's exclusive E-Z-Tite knurl makes the units easy to install. Both Neon and Incandescent lamps for these units are regularly stocked by DRAKE.



★ SEND FOR DATA SHEET 602  
WITH FULL DETAILS AND  
SPECIFICATIONS

## DRAKE

MANUFACTURING COMPANY  
4624 N. OLCOTT AVENUE • CHICAGO 31, ILLINOIS

MINIATURE LIGHTING SPECIALISTS

CIRCLE 193 ON READER-SERVICE CARD



### QUIET AMPLIFIER

- MODEL 108
- ULTRA LOW NOISE
  - SELECTABLE BANDWIDTH
  - LOW MICROPHONICS
  - HIGH INPUT IMPEDANCE
  - LOW OUTPUT IMPEDANCE
  - GREATER DYNAMIC RANGE

The Model 108 will find a wide variety of applications in all phases of low level measurements. It is readily adaptable as an ultra-sensitive preamplifier for use with null detection apparatus, AC vacuum tube voltmeters, oscillographic and magnetic tape recorders, medical electronic instruments, accelerometers and many types of transducers.

#### SPECIFICATIONS

VOLTAGE GAIN	100, adjustable $\pm 10\%$	INPUT IMPEDANCE	8 megohms shunted by 30 $\mu$ f
FREQUENCY RESPONSE (wide band)	$\pm 0.2$ db, 10 cps to 200,000 cps; $\pm 0.5$ db, 5 cps to 500,000 cps; $-3$ db $\pm 1$ db at 1 cps and 1 mcs	OUTPUT IMPEDANCE	600 ohms in series 8 $\mu$ f
EQUIVALENT INPUT NOISE	1.5 microvolts RMS maximum for 10 kc bandwidth anywhere between 10 cps and 1 mcs. 4 microvolts maximum for 100 kc bandwidth	PRICE—	\$215.00 FOB Whippany, New Jersey PS-108 D. C. Heater and Plate Supply \$120.00

ZACHARIAS ELECTRONICS CORPORATION

P.O. BOX 246 WHIPPANY, NEW JERSEY TU 7-1616

Write for complete specification sheet and more detailed information

CIRCLE 194 ON READER-SERVICE CARD

## Square Potentiometer

534

Wirewound type



Model 3250P square potentiometer uses the Silverweld multi-wire termination. Specifications of the unit include: resistance range, 100 ohms to 50 K; power rating, 1 w at 70 C; temperature range,  $-65$  to  $+175$  C; and weight, 0.05 oz. Dimensions are 1/2 x 1/2 x 3/16 in.

Bourns, Inc., Dept. ED, 6135 Magnolia Ave., Riverside, Calif.

Availability: From stock.

## Vector-Force Vibration Exciter

360

Designated model EL250, this 2,500-lb exciter is for both sine-wave and random-motion testing. A magnetic circuit is employed to increase flux density. The moving-element weight is 22 lb. Acceleration capability is over 100 g; frequency range is 5 to 5,000 cps. The unit is for use in environmental chambers where vibration is combined with high altitudes and high temperatures.

MB Electronics, Dept. ED, 781 Whalley Ave., New Haven, Conn.

## Phase-Sequence Tester

490

This portable tester is completely self-contained. It determines phase rotation by connecting it to the three lines of the circuit under test. No neutral connection is required. Models are available for 50, 60, 400 or 1,000 cps and voltages including 28, 115 and 220 v.

Space Electronic Laboratories Co., Dept. ED, P.O. Box 447, Lynbrook, N.Y.

Price: \$15.95

Availability: From stock

## High-Temperature Permeable Dielectric

353

CMA-415 high-temperature permeable dielectric operates continuously in a temperature environment exceeding 400 F. The material is for microwave applications.

Custom Components, Inc., Dept. ED, Caldwell, N.J.



CHARLES E. MCGINNIS  
CHIEF COMMUNICATIONS ENGINEER

Did I mention that Orlando's average February temperature is 62 degrees — August average is 82 degrees? CAREER OPPORTUNITIES IN FLORIDA. Participate in creative assignments on Army, Navy and Air Force prime contracts—including Pershing, Bullpup, GAM-83 and Lacrosse missiles, Missile Master and other electronic systems. Current openings in design, development, fundamental and applied research, reliability, quality, systems test, manufacturing and associated engineering areas. Write C. H. Lang, Director of Employment, The Martin Company, Orlando 11, Florida. SEE PAGE 181

WORK IN THE CLIMATE OF ACHIEVEMENT

MARTIN  
ORLANDO

## NOW... A NEW SOURCE FOR SOLID STATE MATERIALS

Pb Te Ga As Bi<sub>2</sub> Te<sub>3</sub> In Sb Ga Sb Hg Te Cd Te  
get the complete facts in this new informative brochure



ALLOYS UNLIMITED CHEMICALS  
INC.

CIRCLE 195 ON READER-SERVICE CARD

# EZ81

## 6CA4

### miniature full-wave rectifier

Indirectly heated full-wave rectifier with 6.3V heater.

#### maximum design centre ratings

P.I.V. max.	1.3	kV
$i_a$ (pk) max.	500	mA
$i_a$ (surge) max.	1.8	A
$V_{h-k}$ max. (cathode positive)	500	V

#### operating conditions

capacitor input			choke input		
$V_{in}$ (r.m.s.)	$2 \times 350$	V	$V_{in}$ (r.m.s.)	$2 \times 350$	V
$R_{lim}$ (per anode)	230	$\Omega$	L	10	H
C	50	$\mu F$	$I_{out}$	180	mA
$I_{out}$	150	mA	$V_{out}$	288	V
$V_{out}$	352	V			

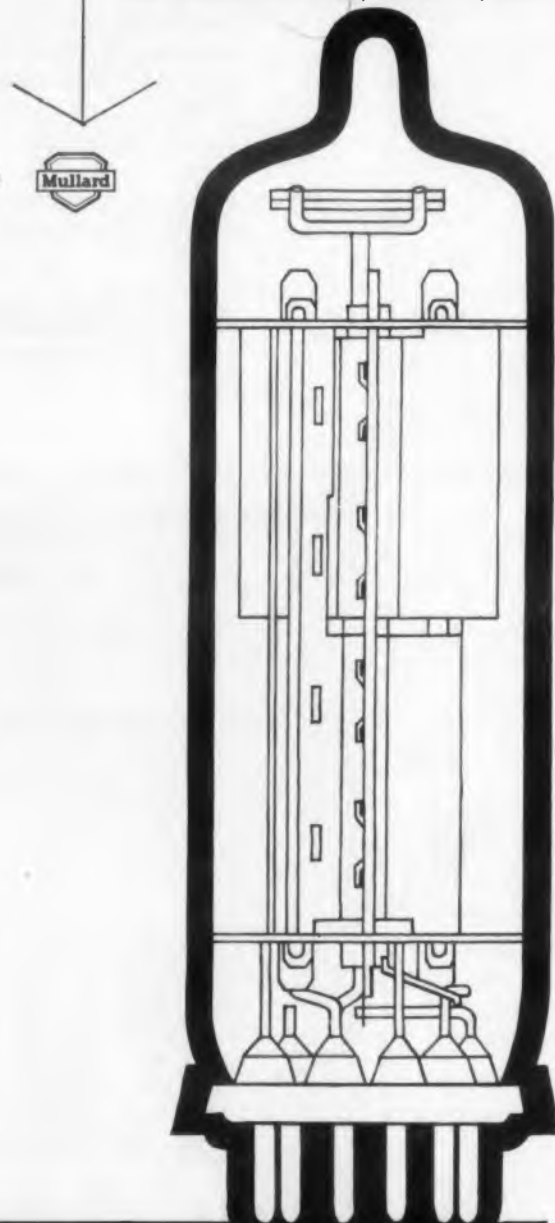
#### SUPPLIES AVAILABLE FROM:

##### IN THE U.S.A.

International Electronics Corporation  
81 Spring Street, New York 12, N.Y. Worth 6-0790

##### IN CANADA

Rogers Electronic Tubes & Components  
116 Vanderhoof Avenue, Toronto 17, Ontario. Hudson 5-8621



\*Mullard\* is the trademark of Mullard Limited



BRITAIN'S FIRST CHOICE FOR FIRST EQUIPMENTS

# Mullard

## ELECTRONIC TUBES

MULLARD OVERSEAS LTD., MULLARD HOUSE,  
TORRINGTON PLACE, LONDON, ENGLAND

CIRCLE 196 ON READER-SERVICE CARD

## NEW LITERATURE

### Recorder/Reproducer

261

All-transistorized modular construction is just one of the features of an instrumentation recorder/reproducer that appears in this six-page brochure. Detailed specifications for both analog and PDM recording are included. Minnesota Mining and Manufacturing Co., Mincom Div., 2049 S. Barrington Ave., Los Angeles 25, Calif.

### Test Tables

262

Featured in this four-page, illustrated catalog are test tables and training devices for ground-support applications. Position, rate and centrifuge-type test equipment; Scorsby, spin, sinusoidal oscillating rate and vibration tables; and visual-audio personnel training devices are described. Lear Inc., P.O. Box 688, Grand Rapids, Mich.

### Digital Transducers

263

Two-page bulletin No. 150 provides a general description of the firm's series of digital transducers; the deviation alarm, upset alarm, and the storage of data are discussed. Also included are photos of the transducer and the digital position encoder, a dimensional diagram, and a block diagram showing operation. Datex Corp., 1307 S. Myrtle Ave., Monrovia, Calif.

### Hermetic Sealing Processes

264

A manual detailing the steps and applications for electro-sealing not only single electrical, electronic and mechanical components, but also entire assemblies is available. Illustrations of such applications as complete timer mechanisms, electronic amplifiers, and centralized remote control gear for power stations that have been hermetically sealed by the electro-seal process appear in the manual. Electro-Seal Corp., 946A North Ave., Des Plaines, Ill.

### High-Voltage Testing

265

Methods and equipment for high-voltage breakdown and insulation-resistance tests to meet high reliability and extended environmental conditions are discussed in manual No. C-61. Equipment is shown for measuring to five million megohms and for high-voltage leakage tests at 150 kv and higher on electronic components, cables, wiring harnesses, completed assemblies, and control circuits of all types. Associated Research, Inc., 3777 W. Belmont Ave., Chicago 18, Ill.

## Work-Holding Fixtures 317

This eight-page catalog, No. HF-560, describes and illustrates a line of work-holding fixtures for use in electronic assembly. Vises, card holders, harness board holders, work positioners, bench and floor model chassis holders, and a modular production assembly system are included. Flotron Industries, Inc., 1608 Centinela Ave., Inglewood 3, Calif.

## Choppers for 60-Cps Drive 318

This two-page bulletin, No. C-70, describes the firm's series 175 electro-mechanical choppers suitable for use as industry standards for 60-cps operation. Typical applications are discussed. Electrical, environmental and mechanical characteristics and mounting diagrams are provided. Airpax Electronics Inc., Cambridge, Md.

## Power Disturbances in Digital Equipment 319

This five-page bulletin discusses digital computer errors resulting from power disturbances. Tolerance of digital equipment and the design of regulated power sources are considered. Advantages and disadvantages of various solutions are presented. Dynamic Controls Co., 2225 Massachusetts Ave., Cambridge, Mass.

## Low-Noise Choppers 320

The firm's series 2300 low-noise choppers are described and illustrated in this two-page data sheet, No. C-79. Construction and application information, electrical, environmental and mechanical characteristics, and test information are included. Airpax Electronics, Inc., Cambridge, Md.

## Microwave System 321

The firm's model RT-3A heterodyne-repeater microwave communications system suitable for inter-city relays, tv-stl, remote pickups and off-the-air pickups in the 2-kmc range is described in this eight-page brochure. Descriptions, with specifications and block diagrams of the transmitter and receiver units, and general discussions of the other units of the relay system, are provided. Adler Electronics, Inc., 1 LeFevre Lane, New Rochelle, N.Y.

## Stepping Synchronous Motors 322

Data Sheet No. 1, four pages, explains the use of Slo-Syn synchronous motors as dc stepping motors. Diagrams show stepping principles of permanent-magnet type motors. Curves give speed and torque characteristics. Bifilar motors are also described. Superior Electric Co., 83 Laurel St., Bristol, Conn.

## Welding Equipment 323

Equipment for precision welding of electronic components is described in this 24-page catalog. Stored-energy, capacitor-discharge power supplies, precision welding heads, handpieces, and accessories are included. Photographs and specifications of the equipment are given. Weldmatic Div., Unitek Corp., 950 Royal Oaks Drive, Monrovia, Calif.

## Rotary Switch 324

This 13-page bulletin, D-460, describes the recently standardized, series 150,000 hermetically sealed, rotary switch. Three sections illustrate 3,072 designs, including dimensions, drawings, mountings, receptacles and wiring. Also included are complete control and performance data, environmental conditions, duty cycles, voltage codes, and approximate "hold-in" resistor values. Ledex Inc., 123 Webster St., Dayton 2, Ohio.

## Electronic Connectors 325

Catalog No. CC-860 describes in eight pages precision electronic connectors. Features and specifications of the firm's line of printed-circuit, microminiature, subminiature, miniature and power connectors for missile, aircraft, computer and communication applications are included. DeJur-Amsco Corp., Electronics Div., 45-01 Northern Boulevard, L.I. City 1, N.Y.

## Digital Building Blocks 326

Bulletin No. C-1000, eight pages, describes the 1,000 series system building blocks. Logic diagrams and descriptions of such units as flip-flops, inverters, delay lines, generators, amplifiers, decoders and diodes are given.

Digital Equipment Corp., Maynard, Mass.

# Test Semi-Conductors Without Damage!



## New PRL Semi-Conductor Test Set

PRL's entirely new Semi-Conductor Test Set, Model TTS-100, provides complete parameter evaluation of transistors, zener diodes, rectifiers, controlled rectifiers and tunnel diodes with no damage whatever! **Current limiting** protects the components so that marginal rejects can be returned to their manufacturers.

Solid state circuitry provides reliable, long lasting operation. All components are derated a minimum of 25% of published specs. Ideal for incoming inspection, production inspection, lab and test facilities, and demonstrations. Just \$295 complete. Immediate delivery from stock!

Write today for complete technical specs!

**PRL**  
ELECTRONICS, INC.



232 Westcott Drive • Rahway, New Jersey • FU 1-5800

CIRCLE 209 ON READER-SERVICE CARD

when  
seconds  
count



IN ASSEMBLY WORK....

USE  
**SWITCHCRAFT**  
"PHONO-JAX"

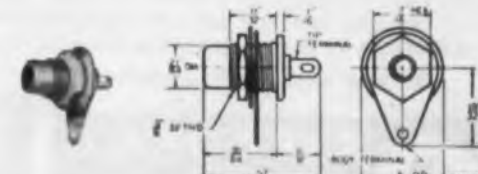
- Low Cost
- Easy to Assemble
- Occupy Small Space

Also available with Nylon insulation for Radio-Frequency Applications.

Write for Catalog C-501.



**3501FP—FOR FRONT OF PANEL MOUNTING.** Hex nut attached on back side of panel eliminates unauthorized tampering. Requires only  $\frac{3}{16}$ " dia. mounting hole—can be mounted on  $\frac{1}{2}$ " centers.



**3501FR—FOR BACK OF PANEL MOUNTING.** Mounts with a standard  $\frac{3}{16}$ "-32 threaded locknut in front. Requires only  $\frac{3}{16}$ " dia. mounting hole—can be mounted on  $\frac{3}{8}$ " centers.

**SWITCHCRAFT, INC.**, 5529 N. Elston Ave., Chicago 30, Ill.

Canadian Rep: Atlas Radio Corp., Ltd., 50 Wingold Ave., Toronto  
CIRCLE 210 ON READER-SERVICE CARD



**YOU HAVE TO BE THE  
BEST TO STAY ON TOP**

**SUPERIOR<sup>®</sup>**

**ELECTRON GUN MOUNTS**

In every industry there's a leader that earns and maintains its position through its ability to produce a better product than its competitors.

Superior Electronics Corporation, oldest and largest exclusive manufacturer of electron gun mounts in the world, continues to hold this position of leadership through consistent and complete application of its talents and skills in electron gun mount research, engineering and production techniques.

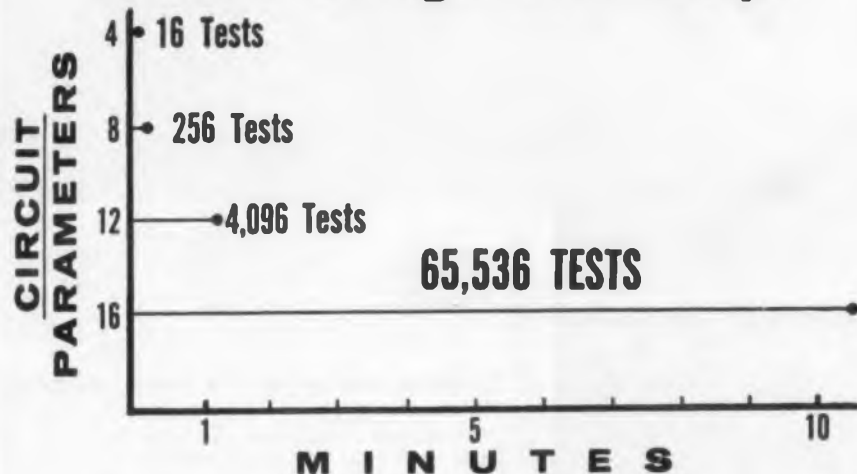
For standard gun mounts, prototypes or special purpose mounts for any application call on Superior Electronics Corporation.

SAMPLES, CATALOGS, PRICES AVAILABLE ON REQUEST

**SUPERIOR ELECTRONICS CORP.**

DEPT. F-102 • 208 PIAGE AVENUE • CLIFTON, N. J. • GREGORY 2-2500  
CIRCLE 199 ON READER-SERVICE CARD

## HOW FAST CAN YOU TEST Circuit Design Reliability?



Yes, you can test all combinations of high and low values of as many as 16 circuit parameters in less than 11 minutes!  
Write today for informative 8-page Brochure.



**AIRBORNE  
INSTRUMENTS  
LABORATORY**

DEER PARK, LONG ISLAND, NEW YORK  
A DIVISION  
OF CUTLER-HAMMER, INC.



TYPE  
90  
Circuit Design  
Reliability Tester

PRICE:  
\$3600.

CIRCLE 200 ON READER-SERVICE CARD

## NEW LITERATURE

### Heat Radiator Tests 266

A line of transistor heat radiators has been tested in accordance with MIL-STD-202A specifications. The results of these tests appear in this four-page data sheet. Temperature-time curves are said to show an efficiency increase of 25% when the devices are used. The Birtcher Corp., 4371 Valley Blvd., Los Angeles 32, Calif.

### Gears 267

Booklet No. 5, 18 pages, is concerned with low-inertia, custom-made, military-type gears. Specifications of and methods of testing fine-pitch spur gears, and stock-numbering systems for pin-hub, split-hub, and hubless gears are included. PIC Design Corp., 477 Atlantic Ave., East Rockaway, N.Y.

### Plastics 268

This six-page folder, "Facts About Plastics," outlines properties and applications of 13 different types of plastics. Nylon, Teflon, Mylar, polyethylene, polystyrene, fibrous glass, and resins are among those covered. Cadillac Plastic and Chemical Co., 15111 Second Ave., Detroit 3, Mich.

### Aerodynamic Instrumentation 269

Specifications, illustrations, and prices of aerodynamic and random signal instruments are given in this four-page short-form catalog, Bulletin No. 50. Included are hot-wire anemometer systems and probes, a micromanometer, a static-pressure probe, and a random-signal voltmeter and correlator. Flow Corp., 85 Mystic St., Arlington, Mass.

### Graphite Cloth 270

Applications and properties of graphite cloth are outlined in this four-page bulletin, No. 101. Thermal, plastic reinforcement, electrical, mechanical, and chemical applications, including uses as high-voltage conductor, tube grid, thermocouple, and antenna materials, are listed. Thermal, physical, chemical, and electrical properties of the material are tabulated. National Carbon Co., 270 Park Ave., New York 17, N.Y.

### Airborne Telemetry Systems 271

Pulse-code-modulation airborne telemetry systems and associated ground stations are described in this brochure. The systems measure both analog and digital signals, convert them to a digital code, and record them on magnetic tape or telemeter them to ground receivers. Epsco, Inc., 275 Massachusetts Ave., Cambridge, Mass.

### Toroids 272

The firm's series CTL toroids are described in this six-page bulletin, No. 57B. Electrical and physical specifications, frequency-response curves, dimensional drawings, and illustrations are given. The line is said to cover most toroidal inductor applications. Cinema Engineering, 1100 Chestnut St., Burbank, Calif.

### Strip-Chart Papers 273

This 14-page catalog of replacement strip-chart papers lists replacement charts for different makes and models of recorders manufacturers' model numbers. Techni-Rite Electronics, Inc., P.O. Box 3575-F, Providence 10, R.I.

### Compressor-Limiter Amplifier 274

A compressor-limiter amplifier for general use, comprised of the firm's models RA-1593-A amplifier and RA-1594-A control unit, is described in this illustrated four-page brochure. Charts and specifications are included. Westrex Corp., Recording Engineering Dept., 6601 Romaine St., Hollywood 38, Calif.

### Inductor Stability Design 275

Increductor Notes Nos. 6 and 7 comprise a two-part technical article entitled "Designing for Stability." It describes the application of electrically controllable inductors in minimizing the effects of temperature and hysteresis in coils. Open and closed loop and bellweather stabilization methods are considered, and specific circuits are offered. The firm's models No. 61BT1 and 81AM1 Increductors are described, with typical characteristics tabulated, control and temperature characteristics curved, and dimensional diagrams drawn. Trak Electronics Co., 49 Danbury Road, Wilton, Conn.

## Circuit-Breaker Operators 276

Applications of electrical operators for remote control of types E, EH, and HF circuit-breakers are described in this four-page bulletin, No. B-7534. Westinghouse Electric Corp., P. O. Box 2099, Pittsburgh 30, Pa.

## Computer Logic 277

NOR and NAND computer logic is explained in this two-page bulletin, No. 16. Diagrams and a truth table are included. Applications in flip-flop circuits are described. The firm's models 318 and 346 transistorized logic circuits with NOR and NAND functions are described and illustrated. Navigation Computer Corp., 1621 Snyder Ave., Philadelphia 45, Pa.

## Precision Potentiometers 278

Bulletins No. 1200, 1300, and 3200, two pages, describes precision potentiometers, giving mechanical, electrical, environmental, physical, and general specifications, outline drawings, and design considerations of the units. Duncan Electronics, 1305 Wakeham Ave., P. O. Box 1953, Santa Ana, Calif.

## Receiving Tube Manual

This 432-page reference manual, No. RC-20, contains technical data for over 760 receiving tubes, including types for black-and-white and color television, series-string applications, ac/dc equipment, 12-v car radio receivers, and high-fidelity audio applications. Data are also provided for 173 picture tubes, including color types. Basic tube theory and application information is included in separate sections. Circuits for high-fidelity audio equipment and radio receivers are given. Send \$1.00 to Radio Corp. of America, Electron Tube Div., Harrison, N.J.

## Temperature Controls 280

The firm's series 9000 relay and proportioning type temperature controls utilizing bridge-connected thermistor probes are described and illustrated in this two-page bulletin. United States Testing Co., Inc., 1415 Park Ave., Hoboken N.J.

## Indicator Lights 281

This four-page bulletin, No. 47-7-1-60, illustrates and describes the firm's Tec-Lite series MCL miniature cartridge lights for control-panel indicator systems and individual signals. Diagrams show mounting arrangements and dimensions for six different models. Specifications and ordering information are listed for the several variations available in lamp types, lenses, lens colors, legends, and terminals. Other lights, push-button switches, indicators, and transistorized digital-readout units are illustrated and briefly described. Transistor Electronics Corp., 3357 Republic Ave., Minneapolis 26, Minn.

## Language Translators 282

This four-page bulletin describes various types and techniques of code conversion and the relative merits of different numerical codes. A discussion of the theory of numerical codes is included. Units which can convert digital input data into usable output form are described. Hermes Electronics Co., 75 Cambridge Parkway, Cambridge 42, Mass.

## High-Temperature Inconel 283

A grain coarsened inconel alloy with high resistance to relaxation at high temperatures is described in this bulletin. Tables and specifications are included. Techalloy Co., Inc., Rahns, Pa.

## Pressure Monitor 284

The firm's model 304 long-term gas pressure transducer and monitor, which measures long-term pressures in a nuclear field and at high temperatures, is described in this two-page technical manual. An outline drawing is included. Physical Sciences Corp., 389 N. Fair Oaks Ave., Pasadena, Calif.

## Power Resistors

The firm's type high-power resistors with low inductance at high frequencies are described in this two-page data sheet, No. CE-2.04. A temperature derating curve, electrical characteristics, and tabulated physical and electrical ratings are included. Write on company letterhead to Corning Electronic Components, Corning Glass Works, Bradford, Pa.

# LET'S PLUG

## FOR BETTER TESTING WITH EECo'S TEST SOCKETS

Now all header-terminal components automatically become plug-in devices for test and evaluation, when you test solder-terminal relays, transformers, crystal cans, etc., with the new EECo universal test socket series.

Dual, isolated contacts for each terminal on header eliminates solder joints or clip leads.

Many standard configurations available, immediate delivery. New techniques make special sockets available at standard socket prices.



AS-Series Test Sockets



**EECo RT-905 RELAY TESTER** for faster, more accurate testing. Measures voltage and current simultaneously, both pull-in and drop-out time, contact bounce. Automatic relay driving circuitry. Oscilloscope connections and circuitry.

SEND FOR DATA SHEETS AS-101 AND RT-905.



Automation Division

**Electronic Engineering Company of California**

1601 East Chestnut Avenue • Santa Ana, Calif. • Kimberly 7-5501 • TWX: S Ana 5263

EE 0-13

CIRCLE 201 ON READER-SERVICE CARD

NEW *Nesco*  
GRAPHIC RECORDER

• 1 MV full scale

• maximum signal source resistance: 50 K ohms

Recorder prices start at **\$320.00**

Model JY 120

You can measure 1/100th of a millivolt with this superior quality potentiometer recorder. Unit is extremely accurate (1/2% of span), and fast (1/2 second balance time). Step selection of ranges up to 10 V is provided by attenuator on front panel.

Standard features include a floating input with separate chassis ground . . . 5" chart width . . . hum suppressor . . . chopper stabilization . . . changeable chart speeds. Write for Bulletin.

10 MV fixed span.....	\$320.00	Model JY-100
10 MV to 100 V.....	\$395.00	Model JY-110
1 MV full scale.....	\$535.00	Model JY-120




Manufacturers of Precision Recording Instruments

638 West 17th St., Costa Mesa, Calif.

CIRCLE 202 ON READER-SERVICE CARD

FOR MAXIMUM RELIABILITY



**INCREASE TRANSISTOR EFFICIENCY  
25% - 27% and prevent thermal runaway**

**THERE'S A BIRTCHER RADIATOR FOR MOST TRANSISTORS!**

Birtcher transistor radiators for most sizes of transistors permit you to get up to 25% to 27% better output efficiency. You can now either increase your input wattage up to 27%, or eliminate up to 27% of the heat with Birtcher radiators.

*and thermal runaway is prevented!*

To assure circuitry reliability... specify Birtcher radiators. Birtcher qualification tests conducted under MIL standards prove these performance results.

FOR CATALOG and TEST REPORTS write: **THE BIRTCHER**

*Sales engineering  
representatives in  
principal cities.*

**CORPORATION** industrial division

745 S. Monterey Pass Rd.  
Monterey Park, Calif.  
ANgelus 8-8584

**B**

CIRCLE 203 ON READER-SERVICE CARD

**± 1/10 of 1° F. CONTROL**



**CONRAD**

**MODEL FB-4-1-1 CC  
CAPACITOR COEFFICIENT  
TEST CHAMBER**

Interior designed for  
incasing capacitors and  
semi-conductors during  
test.

**TEMPERATURE RANGE:**  
+300°F. to -100°F.  
± 1/10 of 1°F.

**INSIDE DIMENSIONS:**  
16" x 16" x 16"

**HYPER-ENVIRONMENT TEST CHAMBER**

**CONRAD**  
*Inc.*

**HOLLAND, MICHIGAN**  
Subsidiary, Crompton Mfg. Co.  
Grand Rapids, Michigan

There's a Conrad representative near you who has complete information on Conrad test chambers. Write for his name and your copy of our new fully illustrated 52-page catalog.

CIRCLE 204 ON READER-SERVICE CARD

**NEW LITERATURE**

**Microwave Test Instruments 286**

Bulletin No. 400, four pages, lists and prices a line of microwave test instruments and coaxial test equipment. PRD Electronics, Inc., 202 Tillary St., Brooklyn 1, N.Y.

**Vibration Isolators 287**

The firm's series 6300 and 6550 isolators, designed to protect equipment from vibration and shock, are described in this two-page data sheet. Outline drawings showing mounting configurations, application information, and load curves are included. Barry Controls, Inc., 700 Pleasant St., Watertown 72, Mass.

**Magnetic Core Data Folders 288**

A series of data folders provide specifications for a series of storage cores with a wide range of characteristics. These data sheets describe both physical and magnetic characteristics and give information concerning applications. Telemeter Magnetics Inc., Components Div., P. O. Box 329, Culver City, Calif.

**Temperature Monitor System 289**

The firm's model 204B precision digital temperature measurement and control system, which continuously measures temperature using Chromel-Alumel thermocouples and a null-balancing servo readout system, is described in this nine-page technical manual. Included are several block diagrams, schematics, and an illustration of the digital readout unit. Physical Sciences Corp., 389 N. Fair Oaks Ave., Pasadena, Calif.

**High-Frequency Bus Duct 290**

Application data for high-frequency bus duct is contained in this 12-page booklet, No. 30-663. The description, drawings, dimensions, specifications, and engineering and test data in the publication give information needed to lay out, specify and install the duct. Applications include induction heating systems, missile launching sites, and air-frame and electronics manufacturing facilities. Westinghouse Electric Corp., P.O. Box 2099, Pittsburgh 30, Pa.

**In-Reactor Profileometer 291**

The firm's Model 303 profileometer, which operates in a nuclear environment, under water, and up to 1,000 F. is described in a three-page manual. An illustration of the unit showing the various sensor tips available is included. Physical Sciences Corp., 389 N. Fair Oaks Ave., Pasadena, Calif.

**Plastic Cabling and Circuitry 292**

Polystrip multiconductor flat wire cable and Lamoflex etched cables, circuits, and laminates are described and illustrated in this eight-page booklet, No. S-9. Properties of the materials are listed; physical and electrical specifications are tabulated. International Resistance Co., 401 N. Broad St., Philadelphia 8, Pa.

**Phosphor-Bronze 293**

This 18-page handbook on phosphor-bronze includes information on wire, bars, rods, strip, sheets, circles, and special shapes of the alloy. The continuous casting process is explained. Specifications on six phosphor-bronze alloys are tabulated. H. K. Porter Co., Inc., Riverside-Alloy Metal Div., Riverside, N.J.

**Shipping Containers 294**

Reusable shipping containers and cushioning materials are described in this eight-page brochure. Containers suitable for packaging delicate electronic equipment in accordance with Mil specs are included. Capacitances are tabulated for each style. Nash-Hammond, Inc., 10141 E. Rush St., El Monte, Calif.

**Electric Power Control System 295**

This brochure describes methods for supervising, starting, and shutting down an electric power generating plant with the firm's model RW-300 digital control computer. Thompson-Ramo-Wooldridge Products Co., 202 N. Canon Drive, Beverly Hills, Calif.

**Broadband RF Filter 296**

This 16-page brochure contains performance data, attenuation charts, specifications, and application information on the firm's L-Cap broadband rf filter. Devco, Inc., East Longmeadow, Mass.



## Solar Energy Convertors 297

This four-page bulletin, No. 60A, discusses solar energy convertors. Construction and operating principles of silicon devices are described. Design data and curves of output characteristics, spectral response, and temperature variations are given. Physical and electrical characteristics of a line of convertors are tabulated, and application information is included. Solar Systems, Inc., 8241 N. Kimball Ave., Skokie, Ill.

## Magnetic Core Memories 298

Operation and applications of random-access magnetic core memories are described in this eight-page brochure. Memory systems and systems components are described, with specifications of the firm's instrumentation included. A block diagram of operations and a description of the insertion and extraction cycles are given. Computer Control Co., Inc., 983 Concord St., Framingham, Mass.

## Expanded Teflon Tubing 299

Expanded Teflon tubing which tends to recover its original dimensions when heated is described and illustrated in two-page Bulletin No. 3E. Applications for protecting electronic components are described. Available sizes and recovered dimensions are tabulated. Pennsylvania Fluorocarbon Co., Inc., 1115 N. 38th St., Philadelphia 4, Pa.

## Tantalum Capacitors 300

Bulletin No. 6.100-5, 14 pages, contains specifications, performance characteristics, ratings, curves, and application data on tantalum capacitors. The seal used on the firm's type PP capacitors is described. Curves include capacitance-frequency and capacitance-temperature functions. Cut-away and dimensional drawings are included. Fansteel Metallurgical Corp., Rectifier-Capacitor Div., North Chicago, Ill.

## Electric Melting Pots 301

This eight-page catalog No. VG-201-P, contains specifications and prices on electric melting pots for solder, lead, glues and compounds. Vulcan Electric Co., Danvers, Mass.

## Automation Components 302

Index tables, dial assembly presses, rivet spinners, special assembly machines, tooling, and automatic feeds are described in this 46-page Catalog No. 60. Outline drawings, specifications, and application information are included. Precision Detroit Co., 20100 Sherwood, Detroit 34, Mich.

## Capacitors 303

This spiral-bound 20-page booklet includes engineering bulletins, test information, application notes, dimensional drawings and ratings for miniature Mylar, high-temperature Teflon, miniature Polystyrene, high-voltage Glasscon acetate, and solid tantalum electrolytic capacitors. Efccon, Inc., Garden City, L.I., N.Y.

## Tachometry Applications 304

This four-page bulletin describes various methods of monitoring or controlling rotating shafts, gears, and similar units. Applications of electromagnetic coils, tachometer generators and photocells, in conjunction with frequency-to-dc converters and read-out and control equipment are described. Waugh Engineering Co., 7842 Burnet Ave., Van Nuys, Calif.

## Cable and Wire 305

Properties and applications of various conductors, strandings, shieldings, insulators, and cable assemblies are described in this 18-page brochure. Several lines of cable and hook-up wire with Teflon TFE, Teflon FEP 100, and PVC insulation are tabulated with physical and electrical ratings. Times Wire and Cable Co., Inc., Wallingford, Conn.

## Single-Sideband Receiver 306

The firm's model 605A single-sideband strip receiver, providing one or more fixed frequency ssb channels for use in usb, lsb, dsb, am, mcw, and fsk, is described in this four-page bulletin. Construction and operation of separate rf and if/audio units are outlined, and block diagrams are included. Specifications and ratings are given. Wilcox Electric Co., Inc., 1400 Chestnut St., Kansas City 27, Mo.



## AUTOMATIC INTEGRATION OF TEST DATA

Test data from any standard servo-drive recorder can be automatically integrated with this new instrument. The integral—the area under the curve—is then fed back into the strip-chart recorder for permanent and easily read print-out (a second pen or recorder can also be used).

These new Electronic Integrators give accurate quantitative analyses of gas chromatograms, spectroscopic-spectrographic data, missile thrust-time curves, illumination test information, and various other data. Delivering more precise results than planimetry, the Integrator-Recorder hookup prints out with an accuracy of 0.25% of full scale. Reset is automatic. Details: 10 step gain selector with accuracy to 0.1% over a 1000:1 range; power requirement 115 VAC  $\pm$  10%, 60 cps; dimensions 3½" x 19" x 9"; weight 12 lbs. Both rack mount and desk-top cabinets are available, at \$450 and \$480, respectively. Write for further details.

### Ridgefield Instrument Group

SCHLUMBERGER CORP.  
Ridgefield, Connecticut • IDlewood 8-6571

CIRCLE 205 ON READER-SERVICE CARD

precision **GO...NO-GO**  
voltage comparators

model 3T

**AUTOMATIC DECISION DEVICES**

various models to choose from vacuum tube or transistorized

**APPLICATIONS:**  
Automatic Go...No-Go Testing  
Automatic Decision Making  
Automatic Checkout Circuits  
Automatic Control  
Automatic Voltage Calibration

**MORE SENSITIVE & PRECISE THAN METER RELAYS**

Comparative sensitivity—better than 1 millivolt  
Repeatability of trip point—better than 50 microvolts  
Output—relay contacts for external connections

write for free Engineering Guide to Dept. ED

**Additional Products:**  
MODULAR AUTOMATIC TESTING EQUIPMENT and COMPLETE AUTOMATIC TESTING SYSTEMS.

write for literature.

**OPTIMIZED DEVICES, INC.**  
ROgers 9-6110  
864 FRANKLIN AVE.  
THORNWOOD, N. Y.

CIRCLE 206 ON READER-SERVICE CARD



## PROVEN PROCESSES

At Buckbee Mears, photomechanical techniques have been refined and applied to products in the electronic field.

*Results are:*

- Shadow masks for Color T.V. tubes
- Electroformed mesh for storage display tubes
- Micro Mesh Sieves for particle sizing
- Etched reticles in glass or metal
- Etched metal parts to rigid specifications
- Etched circuits, rigid board or flexible



All of these and many more products are possible through the application of proven processes at Buckbee Mears.

*For assistance with your problem, call or write*

### BUCKBEE MEARS CO.

ST. PAUL 1, MINNESOTA



CIRCLE 207 ON READER-SERVICE CARD

## MICRO-SWEEPER PORTABLE PLUG-IN SWEEP GENERATOR



MODEL S-145

Prices subject to change without notice.  
S-131 ..... \$98.90      S-145 ..... \$98.90

A small lightweight sweep generator that attaches directly to oscilloscope panels.

Increases the useful operating time of your scope.

Will sweep IF stages and wide band amplifiers for alignment.

Can be used as a fixed frequency generator, stable to one part in  $10^4$ .

Will measure transient response of filters and other circuits.

Cables and batteries not required. Ready for instant operation after plug in. Sweeps speeds up to 1 microsecond/centimeter can be used from those on your scope.

FOR COMPLETE INFORMATION WRITE TO

## TELTRONICS

INC.

277 MAIN STREET — NASHUA, N.H.

CIRCLE 208 ON READER-SERVICE CARD

## NEW LITERATURE

### Precision Wirewound Resistors 307

This 14-page brochure, Catalog No. 160, describes six series of precision wirewound resistors. Alloy-characteristic and resistor-specification tables, photographs and cut-away illustrations, and dimensional drawings accompany the description. Plant facilities are also described. Precision, Inc., 4748 France Ave. N., Minneapolis, Minn.

### Servos, Generators, Synchros 308

This 55-page brochure describes construction, operation, and application of servo motors, tachometer generators, and synchros. Illustrations and tabulated specifications of the firm's units are included. Diagrams, charts, outlines, tables, schematics, definitions, and formulas appear throughout the brochure. Kearfott Div., General Precision, Inc., 1150 McBride Ave., Little Falls, N.J.

### Selenium Rectifiers 309

This eight-page catalog, No. 4002, tabulates cell ratings, electrical and mechanical specifications for high-voltage stacks, power stacks, and ac and dc surge suppressors. Construction methods are described, and dimensional drawings are included. Sarkes Tarzian, Inc., Semiconductor Div., 415 College St., Bloomington, Ind.

### Rotary Cutting Tools 310

A line of solid carbide drills, mills, reamers, and other close-tolerance rotary cutting tools is described and illustrated in this 20-page catalog. Dimensions and tolerances are tabulated. Suggestions concerning type and speed of equipment desirable for various cutting operations are offered. Elgin National Watch Co., Abrasives Div., Elgin, Ill.

### Thin-Film Microwave Resistors 311

Bulletins No. 10A and 10A-1 describe thin-film microwave resistors. Tabulated electrical and mechanical specifications, dimensional diagrams, and characteristics curves are included. Film Resistors, Inc., 242 Ridgedale Ave., P. O. Box 49, Morristown, N.J.

### Parts and Equipment 312

Products of 80 manufacturers are included in this 250-page catalog, No. 61. Electronic parts and equipment for industrial applications are emphasized. Ferguson Electronics, Inc., 2306 Puritan Ave., Detroit, Mich.

### Sintered Nylon Parts 313

Nylasint, a material suitable for electronics components formed by cold-pressing and sintering nylon powders, is the subject of this four-page bulletin, No. BR-1111. Expansion and compressive-strength curves are included. Typical applications are discussed. The Polymer Corp., 2120 Fairmont Ave., Reading, Pa.

### Current Toroids 314

This four-page bulletin, No. 3-1.2, on Donut toroidal current transformers for metering and allied applications lists 200 types rated from 2.5 to 12.5 kv, and having turn ratios from 10:5 to 5,000:5. Associated Research, Inc., 3777 W. Belmont Ave., Chicago 18, Ill.

### Molded Cable Assemblies 315

This four-page catalog covers straight and right-angle phono plugs, phone plugs, microphone connectors, Y junctions, and miniature phone plugs, molded to various types of cable. Physical and electrical specifications, dimensional drawings, and photographs are included. Switchcraft, Inc., 5555 N. Elston Ave., Chicago 30, Ill.

### Digital Data Handling 316

This brochure, entitled "Electronic Digital Handling for Communications," describes available equipment as well as techniques and devices still in development for fast and accurate information flow between computers and remote stations. Equipment for information conversion between punched-paper and magnetic tape in either direction, and for both conversion and transmission of data, are described. Speeds, expenses, and equipment for different types of transmission media are compared. Digitronics Corp., Albertson Ave., Albertson, L.I., N.Y.

Let LOCKWELL® solve your quick release pin problem... the quality way.

Large diameter release button allows arctic glove operation.  
 Red release button: suggests caution — locates button.  
 Grip-well handles with optimum operational clearances.  
 Handle independent of steel shoulder—does not contribute to holding power of pin.  
 Steel shoulder for maximum wear qualities and greater tension capability.  
 Maximum strength-weight ratio and quality construction throughout.  
 4 ball safety lock gives superior tension properties.



#### LOCKWELL® QUICK RELEASE PINS

LOCKWELL PINS are the quality answer for a quick release fitting where safety, speed of removal and dependability are of paramount importance.



Write today for complete information

**THE HARTWELL CORPORATION**

9035 VENICE BOULEVARD, LOS ANGELES 34, CALIFORNIA  
 Offices: Chicago • Ft. Worth • Hackensack • Seattle • Wichita

CIRCLE 197 ON READER-SERVICE CARD



**A CONTROL SYSTEM**  
 with ORIGINALITY  
 and RELIABILITY

"A major breakthrough in temperature control"

**SATURABLE POWER REACTOR CONTROL**  
 AND \*Range-Lock PROTECTION  
**MECHANICAL CONVECTION OVENS**  
 GUARANTEED TO OUTPERFORM ALL OTHERS IN RELIABILITY, SAFETY, AND CONTROL ACTION.

\*Range-Lock - **POWER-O-MATIC-60**  
 COMPLETELY STEPLESS REGULATION OF TEMPERATURE. SWITCHLESS! DIRECTLY PROPORTIONAL. FULLY AUTOMATIC.

\*Range-Lock - **POWER-O-MATIC-60**  
 NO AUXILIARY ELEMENTS OR SWITCHES.  
 NO ELECTRONIC AMPLIFIERS OR TUBES.  
 NO PHOTO CELLS.  
 NO THERMISTOR DEVICES.  
 NO MERCURY OR MECHANICAL RELAYS OR SWITCHES TO A.M.C.

NO MOVING PARTS  
 THE NEW STANDARD PERFORMANCE

BETTER PRODUCTS THRU VISION AND SKILL

2 RANGES  
 356° F.  
 and  
 650° F.

Write for free Bulletin 1960

**ECONOMICAL**  
**COMPETITIVELY PRICED**  
 with ovens utilizing standard ON-OFF cycling type control systems.

**BLUE M Electric Company**

138th and Chatham Sts., Blue Island, Illinois

BRANCH: Blue M Engineering Co., 2312 So. Main Street, Los Angeles 7, California

CIRCLE 198 ON READER-SERVICE CARD

ELECTRONIC DESIGN • December 7, 1960

## DESIGN

# Wavelength-Frequency Conversion Chart For Coherent Light Applications

James R. McDermott

Electronics Consultant

RECENT strides in amplified light technology and optical masers combine techniques and concepts used in both the radio and the optical frequency regions of the electromagnetic spectrum. The current problem is: available data and basic references, in the regions of interest are defined in terms of optical wavelengths—not in wavelengths and frequencies familiar to electronic engineers.

Here is a table that compares and converts all of these quantities. The scale start in the infrared region, include the visible spectrum, and end in the ultraviolet region. There is actually no sharp demarcation of the lower and upper edges of the visible region, since this is a matter of individual interpretation of the problem on hand.

The quantities presented are based on these relationships:

$$1 \text{ Angstrom unit } (\text{\AA}) = 1 \times 10^{-10} \\ = 1 \times 10^{-4} \text{ micron.} \\ 1 \text{ micron } (\mu) = 1 \times 10^{-6} \text{ m} \\ = 1 \times 10^4 \text{ Angstrom units} \\ = 1 \times 10^{-4} \text{ cm} \\ = 1 \times 10^{-3} \text{ mm}$$

Note: the wavelength scales read right to left; the frequency scale reads left to right. ■ ■

Conversion Table for Coherent Light

WAVELENGTHS	VISIBLE SPECTRUM																				
	INFRARED								ULTRAVIOLET												
ANGSTROMS (Å)	10 <sup>6</sup>	2	1.5	1.987	6	5	4	3	10 <sup>3</sup>	2	1.5	1.987	6	5	4	3	10 <sup>4</sup>				
MICRONS (μ)	10 <sup>3</sup>	2	1.5	1.987	6	5	4	3	10 <sup>-1</sup>	2	1.5	1.987	6	5	4	3	10 <sup>-4</sup>				
CENTIMETERS (cm)	10 <sup>-4</sup>	2	1.5	1.987	6	5	4	3	10 <sup>-6</sup>	2	1.5	1.987	6	5	4	3	10 <sup>-9</sup>				
MILLIMETERS (mm)	10 <sup>-3</sup>	2	1.5	1.987	6	5	4	3	10 <sup>-5</sup>	2	1.5	1.987	6	5	4	3	10 <sup>-8</sup>				
FREQUENCY (mc)	10 <sup>15</sup>	1.5	2	3	4	5	6	7	8	9	10 <sup>16</sup>	1.5	2	3	4	5	6	7	8	9	10 <sup>15</sup>



get the shortest  
etching time with

# HUNT ETCHANTS



Wherever Hunt Etchants are used production rates jump. **HUNT R. C. E.** (Rapid Circuit Etch) is a fast acting, specially balanced etchant for printed circuit board production.

**HUNT S. C. E.** (Solder Circuit Etch) is the only prepared product formulated to etch solder-plated boards at room temperature without attacking the solder.

Send for: **R. C. E. TECHNICAL BULLETIN 1 & 1A**  
**S. C. E. TECHNICAL BULLETIN 3**

Hunt Etchants are now manufactured on the West Coast.

FOR SUPERIOR RESULTS AROUND THE CLOCK USE HUNT GRAPHIC ARTS CHEMICALS

**PHILIP A. HUNT COMPANY**

PALISADES PARK, N. J.

BRANCHES IN PRINCIPAL CITIES

In Canada: Philip A. Hunt Company (Canada) Ltd.  
207 Queen's Quay West, Toronto



CIRCLE 211 ON READER-SERVICE CARD

## IDEAS FOR DESIGN

Get \$10.00 plus a by-line for the time it takes you to jot down your clever design idea. Payment is made when the idea is accepted for publication.

### Quotient Circuit Substitutes for Difference Variable

Quite often in instrumentation systems the variable to be measured is obtained by the subtraction of two other quantities (a function of the variable). However, the system variable may also be obtained by considering, not the difference, but the quotient of the two quantities.

An example of such a system would be a flow-meter using two receiver channels. The magnitude and direction of the flow may be determined by the difference between the two receiver outputs. If the received signals are in any way altered, the difference signal will reflect the changes. Assuming identical changes in each receiver channel, the quotient of the two receiver-outputs will also yield the magnitude and sense of the flow.

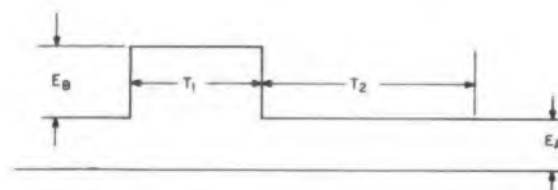


Fig. 1. Circuit uses time as an intermediate variable to obtain quotient expression.

The principle of the quotient circuit is illustrated by Fig. 1. Time,  $T$ , is used as an intermediate variable. If  $T_1 = K_1 E_1$  and  $T_2 = K_1(E_2 - E_1)$ , then the dc output is:

$$V_{dc} = E_A + \frac{E_B K_1 E_1}{K_1 E_1 + K_1 (E_2 - E_1)} = E_A + E_B \frac{E_1}{E_2}$$

By subtracting  $E_A$  we have the desired ratio multiplied by a constant,  $E_B$ .

Fig. 2 shows the block diagram of the quotient circuit. No restriction is placed on the circuit for obtaining the individual blocks.

The system is essentially free-running with a frequency stability of the order of 0.1 per cent at frequencies of 200 to 1,000 cps. The bistable multivibrator will have one side "on" and one side "off." The "off" side permits the sawtooth generator to run up until the reference voltage is reached. At this point the blocking oscillator fires and resets the bistable, producing the same action in the other half of the circuit.

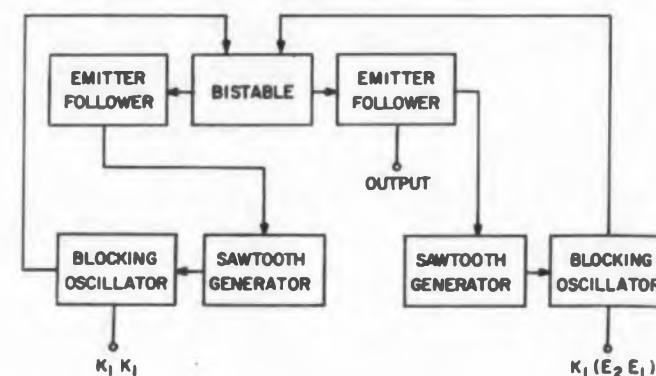


Fig. 2. Block diagram of quotient circuit.

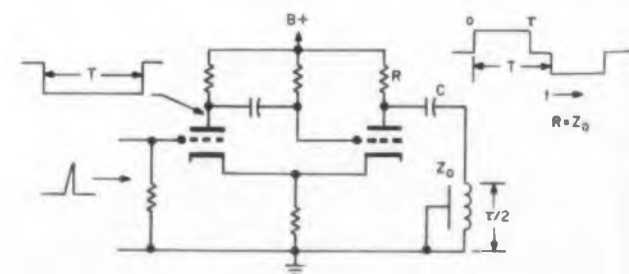
The alignment of the circuit consists of adjusting the two levels of the sawtooth generator—the maximum positive voltage that the capacitors can charge to and the holding voltage. Once this is accomplished, the slopes are adjusted until they are equal. This can be done by scope and eye.

All voltages were measured with a differential voltmeter. The output voltage was measured and, on the basis of the two reference voltages, a comparison was made. The deviations were between 0 and 0.3 per cent. The accuracy of the readings made it unwise to look for greater accuracies. As an example of the system's capabilities, the unattenuated filtered output voltage read 10.82 when  $E_1$  and  $E_2$  were 6.00 and 10.83, when  $E_1$  and  $E_2$  were 8.00.

Leonard L. Kleinberg, Information Technology Div., Lockheed Electronics Co., Plainfield, New Jersey.

### Delay Line Added for Constant-Width Pulse

To make the pulse width of a monostable multivibrator independent of its circuit components and supply voltages, we placed a delay line in the output, as shown in the figure.



Shorted delay line forms constant-width output pulse.

Since the pulse width  $T$  of the one-shot multi is wider than the line delay  $\tau$ , the waveform of width  $T$  is shaped by the shorted delay line. The width  $\tau$  is now dependent only on the delay time of the delay line. This delay is essentially constant.

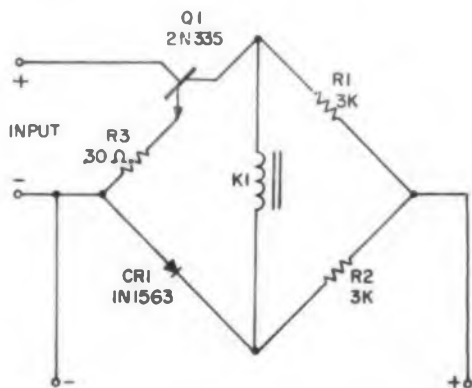
This scheme can also be applied to a transistorized one-shot multi. However, to prevent mismatch, it may be necessary to insert a matching resistor  $R_M$  in series with the delay line so that  $R_M + Z_{out} = Z_0$  where  $Z_{out}$  is the transistor output impedance.

Alfred W. Zinn, Project Engineer, Farrand Optical Co., New York, N. Y.

### Bridge Circuit Temperature Stabilizes Relay Operation

The operation of a relay from the collector current of a transistor is a popular circuit configuration. However, this arrangement is not completely stable as the ambient temperature is varied.

While fancy and expensive circuits can be designed to provide an accurate relay trip-point over a wide temperature range, the circuit shown has been found to perform well over a temperature range of  $-55^\circ\text{C}$  to  $+85^\circ\text{C}$ .




Silicon rectifier **CR1** by compensating for the temperature sensitivity of **Q1**, stabilizes the relay operation.

The circuit is a bridge, with the silicon rectifier **CR1** compensating for the temperature sensitivity of silicon transistor **Q1**. A positive temperature coefficient resistor (Balco) may be inserted at **R3** to provide gain stabilization with temperature. For a 28-v dc supply and a 8-K relay, the approximate component values are shown in the figure. Input voltage to trip is approximately 1 v.

Thomas F. Bright, Assistant Chief Engineer, Beigen Laboratories Inc., Paterson, N.J.


## NEW EGG PULSE GENERATOR

### 0.5 $\mu\text{sec}$ RISE TIME



combines with  
milli-mike oscilloscope  
and Polaroid Land photography

for trace prints  
in 10 seconds



Actual single transient photo (2X mag. 100-  
microsec. 0.5  $\mu\text{sec}$  rise time with a 3000  
MC timing wave. Photo  
taken on EG&G milli-  
mike Model 707. Oscil-  
loscope with Model 250  
Camera, using the new  
10-second developing,  
Polaroid Land 3000  
speed film.

EG&G's new milli-mike Model 750 is the world's first commercially available, all-electronic, simultaneous dual-output, Millimicrosecond Pulse Generator. Repetition Rate: 10 to 100,000 pps. Single shot capability. Operable in any position. With EG&G's Model 707 TW Oscilloscope (0.2 Millimicrosecond rise time . . . DC to 2000 MC bandwidth) and Model 250 camera with POLAROID LAND camera back, it provides a completely integrated system with unique capabilities for both research and production.

## EDGERTON, GERMESHAUSEN & GRIER, Inc.

162 BROOKLINE AVENUE, BOSTON 15, MASSACHUSETTS • TEL. COPLEY 7-9700 • CABLE: EGGINC, BOSTON; TWX: BS 1099  
WESTERN OPERATIONS: P.O. Box 1912, Las Vegas, Nev. — Santa Barbara Airport, P.O. Box 98, Goleta, Calif.



### EG&G TECHNICAL REPRESENTATIVES:

J. D. Ryerson Assoc., Inc. — SYRACUSE, N. Y., P. O. Box 1400, 111 Kinne Road, Gibson 6-1771 • G. Curtis Engel & Assoc., Inc. — RIDGEWOOD, N. J., 210 South Broad Street, Gilbert 4-1400. PHILADELPHIA, Pa., Walnut 2-3270 • S. S. Leo Assoc., Inc. — ORLANDO, Fla., P. O. Box 7896, CHerry 1-4445; WINSTON-SALEM, N. C., P. O. Box 906, State 8-0431; HUNTSVILLE, Ala., Utilities Bldg., Room 300, JERerson 6-0631; WHEATON, Md., 2521 Ennalls Avenue, LOCKwood 5-3066; TOWSON, Md., 21 Pennsylvania Ave., VALley 3-3434 • Dayton Assoc. — DAYTON, O., Talbot Tower — Suite 1318, BALdwin 3-9621; CLEVELAND, O., 3017 Snow Road, TUXedo 6-3525; CINCINNATI, O., 4924 Zula Avenue, BACkburn 1-2349; SOUTHGATE, Mich., 15332 Kennebec, AVenue 5-3125 • Engineering Products Assoc. — ST. PAUL, Minn., 1821 University Avenue — Rm. 182, Midway 6-3443 • Gene French Co. — ALBUQUERQUE, N. M., 7900 Zuni Road, S.E., AMherst 8-2478; SALT LAKE CITY, Utah, 138 South Second East, EMpire 4-3057; DENVER, Col., 1480 Hoyt, MAin 3-1458; SCOTTSDALE, Ariz., 224 South Hinton Avenue, WHitney 6-3504 • Kinrick Co. — ST. LOUIS, Mo., 222 Olympia Drive, JACKson 1-4877, MAin 1-1421 • Stanley Enterprises — SEATTLE, Wash., 127 River Street, PArkway 3-3320 • Mitchell Speirs Co. — FORT WORTH, Tex., 4944 James Avenue, WAsh 3-4657 • J. T. Hill Co. — SAN GABRIEL, Calif., 420 South Pine Street, ATLantic 7-9633, CUMberland 3-6555; SAN CARLOS, Calif., 1682 Laurel Street, LYell 3-7693; SAN DIEGO, Calif., 1864 Bacon Street, ACademy 3-7133.

CIRCLE 212 ON READER-SERVICE CARD



"because every assembly job is different, only CUSTOMER preforms perform correctly."

Hamburg Tang,  
Chief Metallurgist  
ALLOYS UNLIMITED

## NEW CUSTOMER SOLDER PREFORMS IMPROVE AUTOMATIC SOLDERING

New customer preforms consist of an accurately predetermined amount of a specific alloy. The proper melting temperature and correct volume of solder are assured. Labor costs are lowered. Production increases. Scrap is eliminated. Get the facts today! Write for 8 page Guide to Preform Soldering.

21-01 43rd Ave., Long Island City 1, N. Y.

CIRCLE 213 ON READER-SERVICE CARD



now **NEW** **AVERY**  
perma-grip®  
the tightest sticking pressure-sensitive label on the market!  
**LABELS** with 300% greater holding power!

Now you can save time, cut costs and apply Avery self-adhesive pressure-sensitive Labels on applications once considered "too tough" for pressure-sensitive labeling!

Golden PERMA-GRIP Labels stick better, hold tight—yet are easily applied to a variety of surfaces, either flat, rounded, concave or curved—to glass, plastic, metal, wood, film or paper. Label corners won't curl, or peel—they're actually bonded to the surface—yet these rugged labels can be easily stripped from their backing tape at any time—even at temperatures ranging from -70° to 350°F.



Write for FREE SAMPLES—and try them on the surface you want PERMANENTLY Labeled!

### AVERY LABEL COMPANY, Div. 135

117 Liberty St., New York 6  
608 S. Dearborn St., Chicago 5  
1616 S. California Ave., Monrovia, Calif.

Name \_\_\_\_\_  
Company \_\_\_\_\_  
Street \_\_\_\_\_  
City \_\_\_\_\_ Zone \_\_\_\_\_ State \_\_\_\_\_

Send us samples of AVERY'S new GOLDEN PERMA-GRIP labels.

★ Have you seen Avery's new pressure-sensitive Metalics for decorative trim, panels and identification plates?

CIRCLE 214 ON READER-SERVICE CARD

## RUSSIAN TRANSLATIONS

J. George Adashko

# Calculating the Emitter Capacitance Of A Tuned Amplifier

**A**N ACTIVE resistance  $R$ , shunted by a capacitor  $C$ , is often used in the emitter circuit of a transistor to improve its temperature stability, Fig. 1. The recommended formula for the value of this capacitor is

$$C > \frac{5 \text{ to } 10}{2\pi f_1 R}, \quad (1)$$

where  $f_1$  is the lowest working frequency.

Experiments have shown, however, that when a capacitor of this size is used in a tuned amplifier, instability and self-oscillation may occur. Considered here is the influence of the RC network in the emitter circuit on the stability of the tuned amplifier.

The input and output admittances of a transistor in a tuned amplifier are determined from the following relations

$$Y_{in} = Y_{11} - \frac{Y_{12}Y_{21}}{Y_{22} + Y_1} = \frac{1}{R_{in}} + jB_{in} \quad (2)$$

$$Y_{out} = Y_{22} - \frac{Y_{12}Y_{21}}{Y_{11} + Y_g} = \frac{1}{R_{out}} + jB_{out}$$

where  $Y_1$  and  $Y_g$  are the load admittances in the collector and base circuits, respectively.

$Y_{11} \dots Y_{22}$  are the characteristic admittances of the transistor.

The admittances  $Y_{in}$  and  $Y_{out}$  can each be represented by the sum of two components—the characteristic admittances  $Y_{11}$  and  $Y_{22}$ , and supplementary admittances, which result from the internal feedback produced by the admittance component  $Y_{12}$ .

The tuned amplifier becomes unstable because at certain values  $Y_1$  and  $Y_g$ , the input and output impedances, become negative.

If  $y$ -neutralization is used in the tuned amplifier,  $Y_{12}$  vanishes. This eliminates the added admittance components, so that

$$Y_{in} = Y_{11} \quad Y_{out} = Y_{22} \quad (3)$$

In tuned amplifiers without neutralization, as shown by Eq. 3, the internal feedback does not change the values of  $R_{in}$  or  $R_{out}$  by more than 10 or 15 per cent. Thus, Eq. 3 can be used in this case, too.

Eqs. 2 and 3 hold for the circuit of Fig. 1, if the equivalent admittances of the transistor are replaced by the characteristic admittances of the equivalent two-port network (transistor plus RC network.)

$$Y_{11} = \frac{YY_{11} + \Delta y}{Y_s} \quad Y_{21} = \frac{YY_{21} - \Delta y}{Y_s} \quad (4)$$

$$Y_{12} = \frac{YY_{12} - \Delta y}{Y_s} \quad Y_{22} = \frac{YY_{22} + \Delta y}{Y_s}$$

where  $\Delta y = Y_{11}Y_{22} - Y_{12}Y_{21}$ ,  $Y_s \cong Y + Y_{11} + Y_{21}$ ,  $Y = 1/R + j\omega C$ .

On the basis of Eqs. 3 and 4, we can write, for the circuit of Fig. 1,

$$Y_{in} = Y_{11} = Y_{11} \frac{Y + Y_{22}}{Y_s} \quad (5)$$

$$Y_{out} = Y_{22} = Y_{22} \frac{Y + Y_{11}}{Y_s}$$

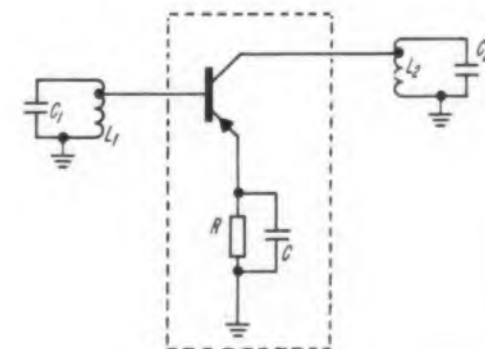


Fig. 1. An RC combination is often added in the emitter circuit to increase temperature stability. This can cause a tuned amplifier to oscillate.

Inserting the values of the characteristic admittances, as given in Eq. 5

$$Y_{11} = \frac{1}{r_{11}} + j\omega C_{11}, \quad Y_{21} = \frac{1}{r_{21} + j\omega L_{21}}, \quad (5a)$$

$$Y_{22} = \frac{1}{r_{22}} + j\omega C_{22}$$

and separating the real and imaginary parts, we obtain

$$R_{in} = r_{11} \frac{R}{r_{21}}$$

$$\frac{\left[1 + \frac{r_{21}}{R} (1 - \omega^2 \tau \tau_{21})\right] + \left[\frac{r_{21}}{R} \omega (\tau + \tau_{21})\right]^2}{\omega^2 r_{21} R C^2 (1 + \omega^2 \tau^2 \tau_{21}) - \omega^2 R C (\tau_{11} + \tau_{21}) + \frac{r_{21}}{R} (1 + \omega^2 \tau^2 \tau_{21}) + 1 - \omega^2 \tau_{11} \tau_{21}} \quad (6)$$

$$R_{out} = r_{22} \frac{r}{r_{21}}$$

$$\frac{\left[1 + \frac{r_{21}}{r} (1 - \omega^2 \tau_1 \tau_{21})\right] + \left[\frac{r_{21}}{r} \omega (\tau_1 + \tau_{21})\right]^2}{\omega^2 r r_{21} C_1^2 (1 + \omega^2 \tau^2 \tau_{21}) - \omega^2 r C_1 (\tau_{21} + \tau_{22}) + \frac{r_{21}}{r} (1 + \omega^2 \tau^2 \tau_{21}) + 1 - \omega^2 \tau_{21} \tau_{22}} \quad (7)$$

where

$$\tau = RC, \quad \tau_1 = rC_1, \quad \tau_{11} = r_{11}C_{11}, \quad \tau_{21} = \frac{L_{21}}{r_{21}}$$

$$\tau_{22} = r_{22}C_{22}, \quad r = \frac{r_{11}R}{r_{11} + R}, \quad C_1 = C + C_{11} \quad (5)$$

Eq. 6 is derived on the assumption that  $Y_{11} \gg Y_{22}$  which, in practice, always holds.

An investigation of Eqs. 6 and 7 shows that  $R_{in} < 0$  and  $R_{out} < 0$  when the following conditions are satisfied:

For  $R_{in}$

$$R > \frac{4r_{21}}{\omega^2 (\tau_{11} + \tau_{21})^2} = r', \quad C_a < C < C_b, \quad (8)$$

where

$$C_{a,b} = \frac{\tau_{11} + \tau_{21}}{2r_{21}} \pm \sqrt{\frac{(\tau_{11} + \tau_{21})^2}{4r_{21}^2} - \frac{1}{\omega^2 r_{21} R}} \quad (9)$$

For  $R_{out}$

$$R > \frac{4r_{21}}{\omega^2 (\tau_{21} + \tau_{22})^2 - 4 \frac{r_{21}}{r_{11}}} = r'', \quad C_c < C < C_d, \quad (10)$$

(continued on p 198)



this is the  
actual size of the  
**NEW, COMPACT,  
PROGRAMMABLE,  
HALF-RACK,  
REGATRAN  
POWER  
SUPPLIES...**

with continuously variable  
current limiter...

These new Regatrans are sparing only of space... delivering super-regulated, virtually ripple-free d-c power with the instant start-up and very high reliability of solid-state circuitry... and offering a group of features hitherto unprecedented in d-c power supplies of this size.

REGULATION, LINE OR LOAD, 0.1% OR 0.01 V

MODEL NUMBER	DC OUTPUT		MAX. RMS RIPPLE
	VOLTS	AMPS	
TR212A	0-100	0-100 MA	250 $\mu$ v
TR018-1	0-18	0-1 AMP	150 $\mu$ v
TR036-0.2	0-36	0-200 MA	150 $\mu$ v

For a closer look, ask your local Electronic Measurements representative for a copy of Specification Sheet 5000... or write direct.



\*Reg. U.S. Pat. Off. Patents Issued and Pending.

CIRCLE 215 ON READER-SERVICE CARD

# TABER TELEDYNE® SYSTEMS

For Electrical Measurement of PRESSURES, actuate indicators, recorders and controllers.

Because the TELEDYNE can be DIRECTLY cable-connected to the TABER INDICATOR (or ANY quality recorder or controller) as far as 1/2 mile away, it becomes your best choice for measuring all gas and liquid pressures. No Auxiliary equipment is required, as the Taber Indicator has its own pre-amplifier and power supply. In addition, (1) Teledyne has an easy clean-out pressure cavity feature, (2) handles extremely corrosive media such as fuming NITRIC ACID and FLUORINE, (3) Bonded Strain Gage construction makes it relatively insensitive to vibration or shock, (4) has built-in overload protection at no extra cost. Repeatability 0.1%, Linearity 0.25%, Hysteresis 0.25%, Ambient Temperature -100° to +275° F., 1 Millisecond response, Pressure ranges up to 10,000 PSI.

Write for Illustrated Literature

**TABER INSTRUMENT CORPORATION**

"Where the Accent is on Accuracy & Reliability"

Section 161 107 Goundry St. North Tonawanda, N. Y. Telephone: NX 3-8900 TWX-TON 277



Model 236 Pressure Indicator



Indicator-Recorder



Indicator-Controller

CIRCLE 216 ON READER-SERVICE CARD

## new flux discovery!

ALPHA activated liquid rosin flux sets new printed circuit standards!

Even metal surfaces normally resistant to fluxing action can now be soldered quickly and safely with ALPHA's new printed circuit flux; tests prove it.

Subjected to a grueling 42-day, high-temperature, high-humidity trial, this new flux revealed no evidence of corrosion or breakdown. ALPHA fluxes meet government specifications! Write for details and samples.


When dependability counts!

In Los Angeles, Calif.:  
2343 Saybrook Ave.

In Chicago, Ill.:  
ALPHALOY Corp.,  
2250 S. Lumber St.

58B Water St., Jersey City 4, N. J.

**alpha**  
**metals** INC.



Other ALPHA products:  
Core and Solid Wire Solders • Preforms • High Purity Metals  
CIRCLE 217 ON READER-SERVICE CARD

**NOW - A MAJOR BREAKTHRU -**  
**500 WATTS OF**  
**REGULATED**  
**DC POWER**  
**IN 5 1/4 INCH PANEL**



### FEATURES OF RV500 SERIES

Input: 105 to 125V, 57-63 cps, 1 φ

- Overload and short circuit protection
- Dimensions: 19" w x 5 1/4" h x 13" d
- Reversible and floating output
- Fast response
- Fully metered
- Weight: 65 lbs.

MODEL SCRT	OUTPUT		STATIC REGULATION		RIPPLE
	VOLTS	AMPS	105V-125V Lim	N.L. to F.L.	
32V-15A-1A	0-32	0-15	.1% or 30MV	.1% or 30MV	2MV RMS
60V-7.5A-1	0-60	0-7.5	.1% or 60MV	.1% or 60MV	3MV RMS

MODEL KW	OUTPUT		STATIC REGULATION		RIPPLE
	VOLTS	AMPS	105V-125V Lim	N.L. to F.L.	
32V-15A-1	0/16 16/32	0-15	.5% or 150MV	.5% or 150MV	200MV RMS
60V-7.5A-1	0/30 30/60	0-7.5	.5% or 300MV	.5% or 300MV	400MV RMS

Write for data!

DEL ELECTRONICS CORP. MOUNT VERNON, N. Y.  
521 Homestead Avenue Telephone: OWens 9-2000

CIRCLE 218 ON READER-SERVICE CARD

## RUSSIAN TRANSLATIONS

where

$$C_{c,d} = \frac{\tau_{21} + \tau_{22}}{2r_{21}} \pm \sqrt{\frac{(\tau_{21} + \tau_{22})^2}{4r_{21}^2} - \frac{1}{\omega^2 r_{21} R}} \quad (11)$$

The values of  $r'$  and  $r''$ , calculated for transistors of various types, do not exceed 20 to 50 ohms. The values of  $R$ , obtained from the condition that the circuit has temperature stability, are usually on the order of several hundred ohms or several kilohms. Consequently, inequalities (8) and (10) are satisfied in all practical tuned amplifiers.

Plots of the typical dependence of  $R_{in}$  and  $R_{out}$  on  $C$  are shown in Fig. 2. The most dangerous values of capacitance, from the point of view of stability, are at  $C'_m$  and  $C''_m$ . At these values, the input and output impedances are a minimum.

Calculations of  $C_b$  and  $C_d$  for various transistors have shown that  $C_b$  is greater than  $C_d$  in all cases. To satisfy the conditions  $R_{in} > 0$  and  $R_{out} > 0$  it is only necessary that the capacitance  $C$  satisfy the equation

$$C > C_b = \gamma + \sqrt{\gamma^2 - \lambda}, \quad (12)$$

where

$$\gamma = \frac{\tau_{11} + \tau_{21}}{2r_{21}}, \quad \lambda = \frac{1}{\omega^2 r_{21} R}$$

In calculating  $C$ , we can use a simpler but more stringent condition, which is derived from Eq. 12, by neglecting the quantity  $\lambda$  under the radical, since usually  $\gamma^2 \gg \lambda$  when  $R \geq 100$  to 500 ohms and  $f \geq 100$  kc. Then

$$C > \frac{\tau_{11} + \tau_{21}}{r_{21}}, \quad (13)$$

**Example:** Let us consider a numerical example. The parameters of the P403 transistor at 5 mc are:

$$\begin{aligned} r_{11} &= 220 \text{ ohms} \\ C_{11} &= 112 \mu\text{f} \\ r_{21} &= 29 \text{ ohms} \\ L_{21} &= 0.03 \mu\text{h} \end{aligned}$$

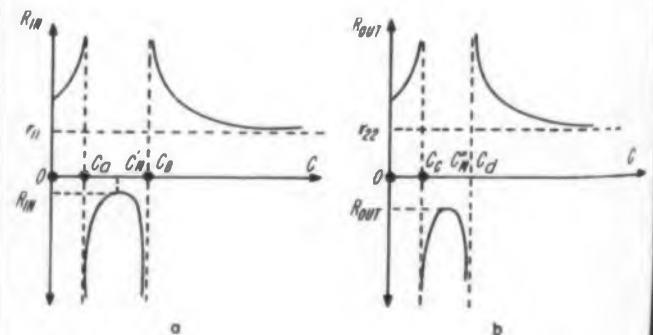


Fig. 2. Variation of (a)  $R_{in}$  and (b)  $R_{out}$  with  $C$ .



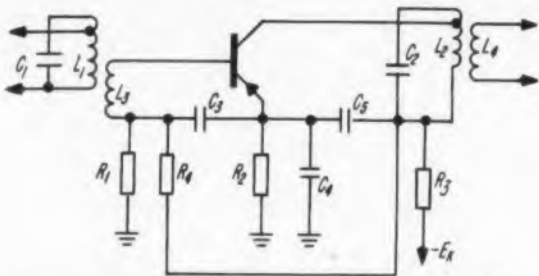


Fig. 3. Effect of the RC network in the emitter is eliminated in this more complicated arrangement.

The temperature stabilization condition gives  $R$  a value of 500 ohms.

Using the formulas above, we obtain the auxiliary quantities:

$$\begin{aligned}\lambda &= 265 \mu\text{mf} \\ \tau_{11} &= 0.025 \mu\text{sec} \\ \tau_{21} &= 0.001 \mu\text{sec} \\ \gamma &= 450 \mu\text{mf}\end{aligned}$$

Using Eq. 9, we determine the values of  $C$  corresponding to the characteristic points on the abscissa axis of the plot, Fig. 2. That is,

$$\begin{aligned}C_a &= 90 \mu\text{mf} \\ C'_m &= 380 \mu\text{mf} \\ C_b &= 810 \mu\text{mf}\end{aligned}$$

For the sake of comparison, we point out that the value of  $C$  as computed from Eq. 1 ranges from 320 to 650  $\mu\text{mf}$ . This value of  $C$  lies in the region where the input resistance of the transistor is negative, and instability is therefore possible. Thus, to ensure the condition  $R_{in} > 0$ , we must choose  $C \geq C_b = 810 \mu\text{mf}$ .

In conclusion we note that the effect of the RC network in the emitter circuit can be eliminated by somewhat complicating the circuit of the tuned amplifier, Fig. 3. Here, there is no danger of self excitation, for there is a direct ac connection between the input or output circuits and the emitter, through the large capacitors  $C_2$  and  $C_3$ . Capacitor  $C_4$ , which shunts resistor  $R_3$ , can be omitted if desired.

Yu. L. Simonov and V. I. Shilov, *Calculation of The Emitter-Circuit Capacitor In A Tuned Amplifier*, *News of the Colleges*, Radio Engineering, No. 2, Mar.-Apr., 1960, pp 287-289.

#### References

- S. M. Gerasimov, I. N. Migulin, *Design of Semiconductor Amplifiers and Generators*, *Gostekhizdat UkrSSr*, 1958.  
R. F. Shea, *Transistor Applications* (Russ. Transl.), *Gosenergoizdat*, 1957.  
A. A. Kulikovskii, *Linear Stages of Radio Receivers*, *GEI*, 1959.  
Ye. N. Garmash, *Analysis of Transistor Circuits by the Generalized Method of Node Voltages*, *Candidate's Dissertation*, Khar'kov, 1958.  
K. E. Shul'gin, *Equivalent Networks and System Parameters of Transistors*, *Gosenergoizdat*, 1958.

## Which Magnet Wire is Best...

Hudson manufactures a full range of regular and high temperature magnet wire to meet every coil winding requirement. And with the flexibility of Hudson's relatively small production plants—and large scale stocking program—all orders receive immediate attention. For high quality magnet wire in sizes from 14 AWG to ultra-fine 0.0005" you can rely on Hudson Wire.

### ...for your Application

INSULATION	THERMAL CLASS (°C)	HUDSON AWG RANGE	IDENTIFICATION	PROPERTIES		TYPICAL APPLICATIONS
				PHYSICAL	CHEMICAL	
PLAIN ENAMEL	105	14-56	Natural Oleo-Resinous	Good Adherence & Flexibility	Not affected by Petroleum Or Naptha Thinners	Relays, Coils, Transformers.
EZSOL	106	22-44	Nylon Polamide-Resins	Solderable Excellent Windability	Excellent Solvent Resistance	Used in applications where prior stripping not practical.
HUDSOL	105	20-56	Polyurethane Resins	Solderable Good Windability	Excellent Moisture Resistance	Fine Wire Applications in Electronics & Communications.
FORMVAR	105	17-56	Polyvinyl Formal	Good Adherence, Toughness, Abrasion Resist.	Good Moisture & Solvent Resist.	Motors, Coils.
ISONEL "F"	155	26-56	Polyester Resins	Comparable to Formvar	Satisfactory Solvent Resist.	Class B & F Applications.
SILICLAD	155+	26-56	Silicone Resins	Good Windability Ample Flexibility	Adequate Moisture & Solvent Resist.	Military & Electronic Applications with Critical Thermal Requirements.
FABRIC INSULATION: Celanese, nylon, silk, cotton, fiber glass, served over bare wire or film insulations. AWG Range 14-44.						Magnetos, Motor Armatures, Coils.
LITZ WIRE: Available in all combinations of fabric and film-equivalent. AWG Range 12 and finer.						High Frequency Applications.

For Additional Information Contact:

**HUDSON WIRE COMPANY**


Winsted, Connecticut ■ Tel: Frontier 9-3341 ■ TWX: Winsted 450

Cassopolis, Michigan ■ Tel: Victory 5-2424 ■ TWX: Cassopolis 07

CIRCLE 219 ON READER-SERVICE CARD

## PLANNING FUNNEL TYPE EYELETS FOR PRINTED CIRCUIT BOARDS?

this Edward Segal automatic machine feeds, inserts and flares with utmost reliability!



Part of the secret's in Segal's unique anvil tool holder and spring loaded work table (shown at left) which allow the eyelet to pass through the assembly before staking or flaring. Avoids loose settings, compensates for material variations, too.

There's a Segal machine for every eyeletting application. Tell us about yours and we'll gladly look into it without obligation. And write today for new bulletin ED12




Manufacturers of eyeletting machinery, special hoppers and feeding devices  
132 LAFAYETTE STREET, NEW YORK 13, N. Y.

CIRCLE 220 ON READER-SERVICE CARD

a complete selection of low cost standard models

## Howard motor parts sets

Ratings from 1/200 to 1 H.P.  
Howard standard motor parts include armatures and fields, brushes and brushholders, rotors, stators and fans. If you use motor parts, write Howard for complete information.



HOWARD INDUSTRIES, INC., 1725 State Street, Racine, Wisconsin  
Divisions: Electric Motor Corp., Cyclohm Motor Corp., Loyd Scruggs Co.

CIRCLE 221 ON READER-SERVICE CARD



## STANDARDS AND SPECS

# Diodes and Transistors:

## —How They're Numbered

## —What Military Specifications and Standards Are Applicable

**R. G. MacDonald**  
Marketing Administration  
Rheem Semiconductor Corp.  
Mountail View, Calif.

**T**HIS ARTICLE on military specifications and standards primarily explains the semiconductor sale and procurement functions and focuses on aspects that concern both. By no means inclusive, the article also covers, for general knowledge purposes, an explanation of the origin of semiconductor device numbers.

### Origin Is Spelled Out For Semiconductor Device Numbers

Two basic sources control the identity of semiconductor devices: the manufacturing company that makes the device and the Electronic Industries Association.

In the first instance, the manufacturer establishes a set of parameters and applies a "house" number to them, such as RD2121 and RT5001 (Rheem diode and transistor).

A device is given a house number when one or more of the following conditions apply:

1. The device is superior to anything on the market. Application of a house number gains the manufacturer promotional, psychological and other advantages.
2. The characteristics of the device have not been firmly set. The manufacturer desires relative flexibility in modifying the device as the need arises.
3. A requirement exists for a "custom" device having specifications not covering an existing EIA number and the device has such low volume usage that registration with EIA is impractical.

When a house type finds a substantial application in industry, users seek to insure a greater

control over the permanence of the publicized characteristics of that type. Thus, pressure is brought on the manufacturer to register the device with EIA. This is accomplished by reserving an EIA number (1N series for diodes, 2N series for transistors) and then registering the specific parameters of the device with EIA. Reserving an EIA number does not guarantee permanence of the submitted specifications. Final registration, only, accomplishes this.

Registering a device with EIA accomplishes several things:

1. Primarily, it implies policing action over the permanence of the device's characteristics, thus assuring users the stability they desire.
2. It makes public to EIA members the device's specific parameters, presenting all semiconductor manufacturers with the opportunity of making and selling it.
3. It imparts a degree of uniformity by establishing a single identifying number per given set of specifications, regardless of the manufacturing source.
4. Acceptance by the military is usually enhanced by application of an EIA number. In fact, before becoming a Preferred or Guidance Type, a device "shall be one assigned a type designation acceptable to the military department." (MIL-STD-701A, Paragraph 4.2.2 Section C). In most cases this refers to an EIA designation.

### Military Specifications Are Designed to Standardize

MIL-E-1D and MIL-S-19500B are general specifications whose main purpose is to define and standardize. They are reference documents from which definitions, prescribed methods, and established formats may be derived. They are

the most recent issues of a series of standard, basic specifications.

The contents of these specs are broadly descriptive, insufficient in themselves to denote specific attributes for any individual type. They are the basic documents from which the individual type military specifications are derived. At this time, MIL-E-1D governs most individual diode specifications (e.g., MIL-E-1/1171-1N643), and MIL-T-19500A governs most individual transistor specifications (e.g., MIL-T-19500/74-2N497). However, current and future military specifications for both diodes and transistors will be derived from the most modern basic specification, MIL-S-19500B.

While the substance of MIL-E-1D parallels that of MIL-S-19500B, there are significant differences. The dissimilarity arises from the age difference between the two: MIL-E-1D is older and primarily designed for electron tube usage; MIL-S-19500B is more modern and more directly oriented to semiconductor devices, particularly transistors. Only MIL-E-1D contains certain fundamental information that pertains equally to tubes and semiconductor devices, such as the procedure for obtaining military qualification approval.

Major differences and similarities between the two specifications will be seen from the following comparative outlines. The sections presented are in specification sequence; they are ultra-condensed and selected sections only.

### MIL-E-1D, 31 March 1958, Electron Tubes And Crystal Rectifiers

**Part 1:** This includes: listings of all specifications, standards and drawings supplementing the MIL-E-1D; definitions of terms used by the

electronic and electrical industries (primarily relating to tubes); graphic illustrations of tube configurations; abbreviations and symbols in common usage.

**Part 2:** Quality assurance provision. Presented are: further definitions, these relating to testing terminology; general outline of test procedures to be followed, methods to be applied (finite test conditions are not given, these would depend on the unit being tested and would be given the individual specification for that unit); test circuits illustrated, where applicable. Environmental, mechanical and electrical tests are all covered.

**Part 3:** Appendix A, Qualification Inspection and Correlation. The procedure to be followed to obtain military qualification approval is presented in detail. This includes the mode of application, the documents to be submitted, the number of samples required and the marketing and shipping of the samples. Causes of removal from qualification approval are also given.

**Part 4:** Appendix B, Visual and Mechanical Inspection. Definitions of physical defects and cause for failure are given in considerable detail.

**Part 5:** Appendix C, Special Acceptance Inspection Provisions. These are instructions designed to cover special procedure and criteria not included in MIL-STD-105B. MIL-STD-105B covers "Sampling Procedures and Tables for Inspection by Attributes" and includes the definition of AQL, a condensed version of which is: The Acceptable Quality Levels as a nominal value specified for a given group of defects of a product. The value specified (0.65 AQL, for instance) is insufficient in itself to enable determination of the number of failures allowable. Other knowledge required is the quantity of units to be tested and the inspection level (there are three: No. 1, least stringent; No. 3, most stringent). With knowledge of the AQL, the quantity of units involved and the inspection level, reference to the tables in MIL-STD-105B provides the applicable defects-allowed level.

**MIL-S-19500B, 30 June 1959, Semiconductor Devices, General Specification For**

**Part 1:** This includes: listings of all specifications, standards and drawings supplementing MIL-S-19500B, instructions for color-code marking; a color-code chart relating colors to numbers.

**Part 2:** Quality Assurance Provisions. Presented in this part are: definitions relating to Qualification Inspection and to Acceptance Inspection; a table of Group B Inspection Tests; frequency of testing for Group A (100 per cent), Group B (per production lot) and Group C (periodically

*New Sylvania concept in*

# MICROMINIATURIZATION

*wafer thin! feather light!*

## "PANCAKE" TRANSISTORS

*In Germanium Alloy-Junction and Germanium Mesa Structures*

... offering exceptional volumetric efficiency (85% smaller, 85% lighter than electrical counterparts)  
 • increased ruggedness • correct pin-circle geometry for 100-mil automation grid system.

Sylvania announces 10 switching transistors in the new "PANCAKE" package — shorter in height than the diameter of conventional 1/2-watt resistors, flatter than conventional silvered-mica capacitors. All types feature clear glass, stress-free matched seals, true chemical bonds that offer exceptional hermetic reliability and strength, excellent resistance to thermal shock. They with-

stand atmospheric pressure as high as 200 p.s.i., enabling high-pressure leakage tests for military-industrial quality assurance.

For information on these and other "PANCAKE" types under development utilizing mesa and alloy-junction techniques, contact your Sylvania Representative. For technical data, write Semiconductor Division, Sylvania Electric Products Inc., Dept. 1811, Woburn, Mass. Sylvania "PANCAKE" TRANSISTORS also available through Sylvania franchised Semiconductor Distributors.



<p>*SYL-2120, SYL-2189 available with .500" leads. 1.50" leads optional</p>	<p>Board at left uses conventional, relatively tall TO-5 transistor package.</p> <p>Board at right uses the new SYLVANIA "PANCAKE" package. Note the increased volumetric efficiency.</p>		<table border="1"> <thead> <tr> <th>Sylvania "Pancake" Transistors</th> <th></th> <th>Electrically Similar Type</th> </tr> </thead> <tbody> <tr> <td colspan="3" style="text-align:center"><b>Germanium Alloy-Junction Types</b></td> </tr> <tr> <td></td> <td></td> <td>(TO-5 package)</td> </tr> <tr> <td>2N1684</td> <td>PNP</td> <td>2N404</td> </tr> <tr> <td>2N1685</td> <td>NPN</td> <td>2N388</td> </tr> <tr> <td>2N1779</td> <td>NPN</td> <td>2N377</td> </tr> <tr> <td>2N1780</td> <td>NPN</td> <td>2N385</td> </tr> <tr> <td>2N1781</td> <td>NPN</td> <td>2N1605</td> </tr> <tr> <td>2N1782</td> <td>PNP</td> <td>2N396</td> </tr> <tr> <td>2N1783</td> <td>PNP</td> <td>2N414</td> </tr> <tr> <td>2N1784</td> <td>PNP</td> <td>2N428</td> </tr> <tr> <td colspan="3" style="text-align:center"><b>Germanium Mesa Types</b></td> </tr> <tr> <td>SYL-2120*</td> <td>PNP</td> <td>(TO-18 package) 2N705</td> </tr> <tr> <td>SYL-2189*</td> <td>PNP</td> <td>2N711</td> </tr> </tbody> </table>	Sylvania "Pancake" Transistors		Electrically Similar Type	<b>Germanium Alloy-Junction Types</b>					(TO-5 package)	2N1684	PNP	2N404	2N1685	NPN	2N388	2N1779	NPN	2N377	2N1780	NPN	2N385	2N1781	NPN	2N1605	2N1782	PNP	2N396	2N1783	PNP	2N414	2N1784	PNP	2N428	<b>Germanium Mesa Types</b>			SYL-2120*	PNP	(TO-18 package) 2N705	SYL-2189*	PNP	2N711
	Sylvania "Pancake" Transistors		Electrically Similar Type																																										
<b>Germanium Alloy-Junction Types</b>																																													
		(TO-5 package)																																											
2N1684	PNP	2N404																																											
2N1685	NPN	2N388																																											
2N1779	NPN	2N377																																											
2N1780	NPN	2N385																																											
2N1781	NPN	2N1605																																											
2N1782	PNP	2N396																																											
2N1783	PNP	2N414																																											
2N1784	PNP	2N428																																											
<b>Germanium Mesa Types</b>																																													
SYL-2120*	PNP	(TO-18 package) 2N705																																											
SYL-2189*	PNP	2N711																																											

# SYLVANIA

Subsidiary of **GENERAL TELEPHONE & ELECTRONICS**



# NEW YORK • WORLD CENTER FOR RADIO-ELECTRONICS • 1961



## INTERNATIONAL CONVENTION

Visitors from all over the world will converge on the Coliseum, March 20-23, for IRE's big Show and International Convention. Join the more than 65,000 radio-electronics engineers who will attend! On the Coliseum's 4 gigantic floors you'll see the latest production items, systems, instruments and components in radio-electronics; in radar; in complex air traffic control; in space communications—in any and

every field of radio-engineering you care to name. At the convention, you'll trade ideas with brilliant delegates from the world of radio-electronics, and choose from amongst scores of papers to be read by experts in their field. Like the IRE show, the convention is both a summing-up and a look into the future! Remember the occasion, the time, the place.



Registration: IRE members \$1.00—non-members \$3.00

MARCH 20-23 1961



The Institute of Radio Engineers  
1 East 79th St., New York 21, N. Y.

**INTERNATIONAL CONVENTION and IRE SHOW** ▶ WALDORF-ASTORIA HOTEL  
COLISEUM • NEW YORK  
No one under 18 years of age will be admitted.

CIRCLE 222 ON READER-SERVICE CARD

## LAFAYETTE'S

### 10-AMP

### SUB-MINIATURE DPDT TOGGLE SWITCH

SW-76



BODY ONLY 1/2" x 1/8" x 1/2"

- 115 Volt, A.C.
- Life Rating: 100, 000 cycles
- Handle: 3/8" long

**1.49**

SW-76 ..... Net each 1.49  
Lots of 10 ..... each 1.35  
Lots of 100 ..... each 1.19

8-AMP DPDT with SPRING RETURN

SW-83 ..... Net each 1.79  
Lots of 10 ..... each 1.62  
Lots of 100 ..... each 1.44

Write Dept. E D L -6 For 324 Page, 1961 Catalog 610

**LAFAYETTE RADIO**

165 08 LIBERTY AVE. New York 13, N. Y. Bronx 58, N. Y. Boston 10, Mass.  
JAMAICA 33, N. Y. Newark 2, N. J. Plainfield, N. J. Paramus, N. J.

CIRCLE 223 ON READER-SERVICE CARD

## Weckesser



### Molded Nylon SCREWS and NUTS

- FASTEN and INSULATE WITHOUT BUSHINGS
- CORROSION RESISTANT
- NON-MAGNETIC
- HIGH DIELECTRIC STRENGTH

Round, flat, and fillister head screws . . . slotted headless set screws. Hex and slotted cap nuts. Thread sizes 2-56 to 1/4-20.

Write for free samples to fit your production

DELIVERED  
FROM  
STOCK

**Weckesser COMPANY**  
5703-05 Northwest Highway • Chicago 46, Ill.

CIRCLE 224 ON READER-SERVICE CARD

## STANDARDS AND SPECS

as may be required) Inspection Tests.

**Part 3:** Appendix A, Definitions. Terms used with semiconductor devices are defined at length, such as: absolute maximum ratings; breakdown voltage; noise figure; pulse full time; punch-through voltage, etc. (Of note is a definition of a semiconductor device: "A semiconductor device is a device in which the characteristic distinguishing electronic conduction takes place within a semiconductor material".)

**Part 4:** Appendix B, Abbreviations and Symbols. Those abbreviations and symbols used in relation to semiconductor devices are listed.

**Part 5:** Appendix C, Inspection Conditions and Methods of Test. This is a general depiction of how to perform environmental and electrical tests without reference to absolute conditions or end points.

As stated earlier, MIL-E-1D and MIL-S-19500B are supplemented by other documents. Included among these documents are the individual-type specifications, and the standards, MIL-STD-202A, MIL-STD-200E and MIL-STD-701A. Because of the nature of the latter two and the direct knowledge they convey concerning approved device types, they are dealt with separately in another section.

### MIL-STD-202A, 24 October 1956, Test Methods For Electronic Component Parts

This standard establishes, in complete detail, uniform methods for testing electronic and electrical component parts, including physical tests, electrical tests and basic environmental tests to determine resistance to deleterious effects of natural elements and conditions surrounding military operations. The methods are standardized for the industry by virtue of the MIL-STD-202A ironclad presentation.

The tests are categorized as follows:

**Environmental:** Salt Spray; Temperature Cycling; Humidity; Immersion; Barometric Pressure; Moisture Resistance; Thermal Shock.

**Physical:** Vibration; Mechanical Shock; Random Drop; Vibration, High Frequency.

**Electrical Characteristics:** Dielectric Withstanding Voltage, Insulation Resistance; DC Resistance, Temperature Characteristics; Capacitance; Quality Factor (Q), Contact Resistance.

### Individual Military Specification Sheets Are Deviators from General Requirements

Primarily, at time of writing, the individual type specifications are generic derivations from MIL-E-1D, in the case of diodes, and MIL-T-

19500A, in the case of transistors. They are designated by the appropriate "slash" number, as in MIL-E-1/1171=1N643 and MIL-T-19500/74=2N497. (However, as outlined earlier, current and future military specifications for both diodes and transistors will be derived from MIL-S-19500B, e.g., MIL-S-19500/99A (Sig. C.)=2N697; MIL-S-19500/118 (Navy)=1N486B.) These specifications are additions to the master specification and are based on particular military requirements. To this end, the limits set within the specifications are finite, the readings are explicit.

For matters of procedure, methods, or definition, reference must be made to the master specifications, leaving only finite electrical characteristics to be denoted in the individual specification itself.

#### Military Standards Are Lists of Tubes, Semiconductors

The military standards, MIL-STD-200E and MIL-STD-701A, are lists of electron tubes and semiconductor devices chosen by the department of the Army, Navy and the Air Force for use in the design and manufacture of military electronic equipment.

MIL-STD-200E governs electron tubes and diodes, while MIL-STD-701A governs transistors.

The intent of the standards is:

1. To provide the equipment designer with a list of devices considered by the military departments to be the best available for the military.
2. To restrict and minimize the variety of devices used in military equipment to facilitate effective logistic support of equipment in the field.
3. To maximize support of, and to concentrate improvement on, the types listed.
4. To outline criteria pertaining to the choice, use, and application of electron tubes and semiconductor devices in military equipment.

Both standards list Preferred Types and Guidance Types but the MIL-STD-200E also has a supplement listing Navy Guidance Types. The difference between the Type categories is very significant from the procurement and usage viewpoint. For the sake of positive clarification the categories and the JAN designation will be dealt with separately.

**Preferred Types.** These types are selected by the military as being the best representatives of the generic group from which they come. They are first-choice devices for use in the design and manufacture of military equipment. Before a device can become a Preferred Type it must satisfy the following conditions:

(Continued on p 204)

## The Leaders Specify ALPHLEX® TUBING & SLEEVING

- made to the highest standards • comprehensive variety of colors and put-ups
- immediate delivery from your local Alpha Wire distributor



For these advantages Alphlex Tubing & Sleeving is used by such leaders as Convair, General Electric, Gulton Industries, Polaroid Corporation & Govt. agencies. Write for Alphlex catalog.

TYPE	DESCRIPTION	GRADE	DIELECTRIC STRENGTH V/MIL	TEMP. RATING	LOW TEMP. FLEX.	OIL RESISTANCE	SIZES & COLORS
PVC-105 PLASTIC TUBING	High resistance to heat, oil, chemicals, corrosion, fungi; no loss in tensile strength or flexibility. Protects irregular objects and snakes well.		800	105°C	-30°C	remains flexible indefinitely	#24-#12 A-1 #11-#2 A, B, C, D, G, H #2 1/2-#1 A, B
PVC-744 PLAST. TUBING	Specifically designed for sub-zero temperatures.		550	70°C	-67°C	Good	#24-#0 A
PIF-130 PLASTIC IMPREGNATED FIBERGLASS SLEEVING	Class B insulation for continuous operation to 130°C. Excellent color retention even on prolonged baking at high altitudes.	A-1 B-1 C-1	8000 4500 2500	130°C 130°C 130°C	-30°C -30°C -30°C	Good Good Good	#24-#2 B, C, D, G #1 and larger C, D
VTS-135 VARNISH IMPREGNATED TUBING & SLEEVING	Class B insulation for general use; high tensile strength, good flexibility, non-peeling cracking, low moisture absorption, acid oil resistant.	A-1 B-1 C-1	7000 4000 2500	135°C 135°C 135°C		Good Good Good	#24-#2 B, C, D, G #2 1/2-#1 A, B
TFT-200 TEFLON EXTRUDED TUBING	Unmatched for electrical application at high temperature frequencies. Thin, flexible, permits miniaturization and compactness.		500-1000	250°C	-90°C	Excellent	#30-#15 B-K #14-#8 B, C, D, F, G, H, I, J #7-#0 J
SRT-250 SILICONE RUBBER EXTRUDED TUBING	Excellent tensile strength, elongation, and tear strength, low water absorption and good oil resistance.		400	200°C	-85°C	Good	#28-#10 H
PVC-80 EXTRUDED PLASTIC TUBING	Excellent snaking, expands to irregular shapes. Dilates under certain conditions and resumes its size if it is the polyvinylchloride type.		800	80°C	-30°C	stiffens slightly	#24-#12 A-1 #11-#2 A, B, C, D, G, H #2 1/2-#1 A, B
PLE-70	(Same as PVC-80)		1200	80°C	-70°C	swells slightly	#24-#7 J
SRF-200 SILICONE RUBBER FIBERGLASS TUBING	Class H insulation, excellent for shock resistance, extreme flexibility and freedom from cracking and crazing at extreme temperatures.	A-1 B-1 C-1	7000 4000 2500	200°C 200°C 200°C	-67°C -67°C -67°C	Good Good Good	#24-#15 B-K #14-#2 B, C, D, G, H, J #1-# 1/2 B, C, H, J
HTF-1200 HI-TEMPERATURE FIBERGLASS SLEEVING	Class H insulation. Tightly braided sleeving for use up to 650°C. Can be colored for coding. Special constructions up to 1/16" wall thickness and double wall thickness available.		Determined by space factor	650°C	-55°C	Good	#24-# 1/2 B, J
SFS-400 SILICONE IMPREGNATED FIBERGLASS TUBING	Class H insulation for high temperature use. Remains flexible and retains its electrical properties to 205°C.	C-1 C-2 C-3	2500 1500 Space factor	205°C 205°C 205°C	-39°C -39°C -39°C	Good Good Good	#24-# 1/2 J

A. CLEAR B. BLACK C. YELLOW D. RED E. BLUE F. BROWN G. GREEN H. WHITE I. ORANGE J. NATURAL K. VIOLET

**ALPHA WIRE CORPORATION** Subsidiary of LORAL Electronics Corporation  
200 Varick Street, New York 14, N. Y.  
Pacific Division: 1871 So. Orange Dr., Los Angeles 19, Calif.



CIRCLE 225 ON READER-SERVICE CARD



### BETTER THAN AN EXTRA HAND

Protects your tubes and components from damage by sagging cable.

—eliminates the old bugaboo of cable entanglement which damages tubes and components in lower chassis each time the one above is withdrawn for service and returned to position.

Our new Cable Retractor's double action maintains constant tension and correct suspension of cable at all times—permits ample cable length for full extension and tilting of chassis without hazard of snagging.

For use with all types of chassis or drawer slides, adjustable to fit varying chassis lengths, simple to install, inexpensive, proven thoroughly reliable in operation.

Mounts on rear support rails on standard 1 3/4" hole increments. Cadmium plated CRS.

Write for Bulletin CR-100D Oregon 8-7827

**WESTERN DEVICES, INC.**  
600 W. FLORENCE AVE., INGLEWOOD 1, CALIF.  
CIRCLE 226 ON READER-SERVICE CARD

**KESTER SOLDERFORMS®**

**BIG STEP** in PRODUCTION COST-CUTTING!

Preformed solder, all shapes and sizes engineered to your needs; rings, washers, discs, coils, pellets, others. Flux filled or solid types, all alloys including rare metals.

Write for free sample assortment and engineering detail.

**KESTER SOLDER COMPANY**  
4808 Wrightwood Avenue  
Chicago 39, Illinois  
Newark 5, New Jersey  
Anaheim, California  
Brantford, Ontario, Canada

OVER 61 YEARS' EXPERIENCE

CIRCLE 227 ON READER-SERVICE CARD



Time  
Tested  
Quality



## NEW MINIATURIZED Electrolytic CAPACITORS



TYPE BMT  
in Plastic cases  
(actual size)

Our high volume production, especially developed for this new BMT line, enables us to offer these small, rugged, dependable, quality electrolytic capacitors priced to fill the needs of low cost, economic designing.

Ideal for transistor applications . . . size ranges diameters 3/16" up to 5/8"; capacity 1 mfd. to 2,000 mfd.; 3 volts to 50 volts; operating temperature range from -30°C to +65°C. Units have low impedance at -30°C and low leakage throughout the entire temperature range.

Write for technical information  
and illustrated literature.

**ILLINOIS CONDENSER COMPANY**  
1616 N. Throop Street Chicago 22, Illinois  
Telephone: EVerglade 4-1300

Export:  
15 Moore St  
New York 4  
New York

CIRCLE 228 ON READER-SERVICE CARD

## Quick fasteners by FASTEX



**Lock tight with just a quarter turn!**

Choose from three types:

- Q<sup>1</sup>-1 Fasteners for extreme loads
- Q<sup>1</sup>-2 Fasteners for general industrial use
- Q<sup>1</sup>-4 Fasteners for low-cost fastenings

Write today for your free Quick Fastener booklet. Read about the advantages and applications of FASTEX® Quick Fasteners. Quick Fasteners are available in compliance with military spec. MIL-F-5591-A.



### FASTEX

A DIVISION OF ILLINOIS TOOL WORKS  
195 Algonquin Road, Des Plaines, Illinois  
In Canada: **SHAKEPROOF/FASTEX**  
Division of Canada Illinois Tools Ltd.  
Toronto, Ontario



CIRCLE 229 ON READER-SERVICE CARD

## STANDARDS AND SPECS

**Diodes**, per MIL-STD-200E Section 4.2.1:

1. It must be the best available.
2. Coordinated specification sheets must be made available.
3. There must be at least one qualified source.
4. It must have been in production.
5. It should remain on the list for a minimum of two years.

**Transistors**, per MIL-STD-701A Section 4.2.1:

1. It must be the best available.
2. It must have a military specification, coordinated (tri-service specification) or limited (single- or dual-service specification) coordination.
3. It must have been in production.
4. It must have been listed, or approved for listing, on a Qualified Products List associated with either coordinated or limited coordination specifications.
5. It must remain on the list for a minimum of one year.

Many Preferred Types are so designated by the Department of Defense because of extensive application to military equipment. However, they are not necessarily the elite of the semiconductor industry. On the contrary, advancing technology has made available today devices that are superior to some of the current Preferred Types.

Certain of these more advanced devices are favored by the military for current usage during the oft-times lengthy period required to advance newer devices to Preferred Type status. As a result, they are given official recognition by being categorized as Guidance Types.

**Guidance Types**, as outlined above, these types are also selected by the military as being of outstanding merit, though they do not as yet have the status of the Preferred Types. In many cases, a designer who cannot find a Preferred Type to suit his purpose and who must use a Guidance Type instead, is compelled to fill out and submit the same documentation required when seeking to make use of a non-approved, commercial device. However, the validation requirements are considerably less stringent for the Guidance Type.

Even so, submission of such information can be an onerous task. This in itself emphasizes the desire of the military to have Preferred Types used where possible in military equipment. To become a Guidance Type, a device must satisfy the following conditions:

**Diodes**, per MIL-STD-200E Section 4.2.2:

1. It shall be covered by a coordinated or limited coordination specification.

## MAGNETRON CONNECTORS

by *jettron*<sup>®</sup>

Specify JETTRON  
for all types of  
magnetron connectors  
for vital military  
or commercial  
equipment. Com-

plete facilities for the design and production of "specials" and other precision components including sockets and cable assemblies.

Magnetron Input Connector Cat. 9000-C

Fits 4J52A and similar Magnetrons. Features floating heater contact eight prong heater-cathode contact of silver plated heat treated beryllium copper. Molded silicone encloses metal body.



Magnetron Input Connector Cat. 9005-C



Fits 4J52A and similar Magnetrons. Features identical to Cat. 9000-C. In addition has 75 mil thick silicone insulated cables for higher potential applications. Made with 4700 µf built-in capacitor.

Magnetron Input Connector Cat. 9040

One of the many "Specials" Jettron has made Basic Input Connector with floating heater contact. Supplied with or without bypass capacitor. Normally potted to the magnetron input end.



Magnetron Input Connector Cat. 9050



Fits Miniature Magnetrons such as L-3028B. Beryllium copper heater and cathode contacts assure dependable contact. Silicone cup fits snugly over magnetron input end. Leads insulated with silicone.

Magnetron Input Connector Cat. 9060

Fits Miniature Magnetrons such as L-3028B. Features similar to Cat. 9050 but supplied less silicone enclosure. Leads extend axially from body of connector. Normally potted to magnetron input end.



Call or write for bulletins on special sockets, magnetron and other connectors

## JETTRON PRODUCTS • INC

56 Route 10, Hanover, New Jersey  
Telephones: TUCKER 7-0571-0572

Sales Engineers in Principal Cities

CIRCLE 230 ON READER-SERVICE CARD

From the  
NEW  
convenience-styled  
L&N line...



## 8686 POTENTIOMETER features central readout of -10.1 to 100.1 mv

With central readout (digits and scale) of measurements over the range -10.1 to +100.1 mv without input reversal, this portable millivolt potentiometer—one of a family of brand-new L&N instruments—brings marked operating convenience to industrial and lab measurements: thermocouple temperatures, calibration of millivoltmeters and potentiometer indicators and recorders, standard cell checking.

Ranges—(1) -10.1 to +100.1 mv; (2) 1010 to 1020 mv for standard cell calibration.

Limits of Error—Without ref. jct. compensation,  $\pm(0.05\%$  of reading  $+3 \mu v$ ). With ref. jct. compensation,  $\pm(0.05\%$  of reading  $+6 \mu v$ ).

Measuring Dials—"A" Switch: 9 x 10 mv plus additional step of 1010 mv and a "-" position. "B" Switch: 9 x 1 mv. "C" Stidewire: 0 to 1.1 mv on circular scale 12" long. Smallest division, 5  $\mu v$ , adjustable to  $\pm 1 \mu v$ .

Galvanometer—Sensitivity, 0.06  $\mu a$  per mm. Coil resistance, 25 ohms; CDRX, 100 ohms.

Function Switch—9-position switch selects (1) "Galv. OFF", (2) "STANDARDIZE", (3) "EMF MEASURE", (4) "EMF OUTPUT", (5) "STANDARDIZE", (6) "TC OUTPUT", (7) "TC MEASURE", (8) "STANDARDIZE", (9) "REF JCT".

Case—Metal with vinyl finish, 14 $\frac{5}{8}$ " x 11 $\frac{1}{2}$ " x 7 $\frac{3}{8}$ ". Weight, 21 lb.

Price—\$485 (subject to change without notice), f.o.b. Phila. or North Wales, Pa.

Specify List No. 8686 when ordering from nearest L&N Office or 4908 Stenton Ave., Phila. 44, Pa.



CIRCLE 231 ON READER-SERVICE CARD

ELECTRONIC DESIGN • December 7, 1960

2. It shall be one of the following categories: (a) it should be intended for inclusion in the Preferred list, but does not meet criteria; (b) it meets criteria for Preferred list but is limited in use to one or two military departments; (c) it is a special purpose type recommended by a military department for use in a specific function; (d) it is a NATO Priority type but which is not included in the Preferred list.

Transistors, per MIL-STD-701A Section 4.2.2:

1. It must be the best type available.
2. A military specification, coordinated or limited coordination, must be available or in preparation.
3. It must have been assigned a type designation acceptable to the military departments.

Guidance Types are prime candidates for Preferred Type status. Often, it is their recent development only which has prevented them from being added to the Preferred list. Sufficient time has not elapsed for completion of the administrative procedures required to include them in the Preferred list.

JAN Types. JAN (Joint-Army-Navy) status is acquired following successful completion of the qualification program established by ASES—Armed Services Electro-Standards Agency. They are types selected by the military in the same manner as were the Preferred Types. Progress within the industry has relegated some of the earlier JAN units to the role of being obsolete, so that irrespective of their continued JAN designation they are no longer included in the list of Preferred Types. Except for these, all JAN types are Preferred Types.

Qualified Products List. This is a list of electronic components selected by the Department of Defense as being preferential for use in military equipment. Each component listed must have a military specification and at least one qualified source. Those manufacturers who are qualified to supply the listed electronic components, are also designated.

In the case of semiconductors, the devices listed are those presented as Preferred or Guidance Types in the MIL-STD-701A and MIL-STD-200E.

The QPL is not widely distributed. Its rapidly changing list of contents makes it impossible to keep up to date on a large scale. Therefore, it is mainly maintained in centralized military offices where it is a source of reference and a procurement guide to manufacturers of military equipment. Large government contractors can receive copies of the QPL only after making specific requests to be added to the mailing list. ■ ■

# Mono Cord

**NO SPLICE RINGS**  
are better because the principle hazard found in ordinary seal rings and belts has been removed by Western's Mono Cord one-piece construction. In addition, dimensional requirements are maintained, quality controlled, and service vastly improved—all at no extra cost.

Don't use a spliced ring for technical seal applications, but profit from nearly 60 years experience—specify Mono Cord rings by Western.

Write or phone for information, literature or a visit by our sales engineer in your area.

**WESTERN RUBBER CO.**  
GOSHEN 9, INDIANA

Molded and Lathe-Cut Rubber Parts  
for All Industries

CIRCLE 232 ON READER-SERVICE CARD

## ALL Digits Can Be Read from Any Angle

**IN-LINE DIGITAL READOUT**  
featuring  
**ONE-PLANE PRESENTATION**



Series  
10000

PRICE \$18<sup>00</sup>  
COMPLETE

Over 1000  
firms throughout  
the world in just a  
few years prove  
unprecedented  
acceptance of  
IEE digital  
readouts.

The IEE digital readout puts the digit right up front, visible from any angle. Vision is unimpaired by stacked characters and sharp, clear-white digits provide high-contrast, error-proof reading. Use of words, color, and multiple projections offer utmost versatility.

QUANTITY PRICES  
ON REQUEST

WRITE TODAY  
FOR COMPLETE  
SPECIFICATIONS.


Binary-To-Decimal  
Decoders Available.

Representatives  
in  
Principal Cities



**INDUSTRIAL ELECTRONIC ENGINEERS, INC.**  
Engineers and Manufacturers of Fully Automatic Systems and Digital Readouts  
5528 Vineland Avenue, North Hollywood, California

CIRCLE 233 ON READER-SERVICE CARD



## Portrait of a Mach number

Air blasting across an aerodynamic shape at Mach 2 (above, left) records its image on film. In private industry's most extensive complex of wind tunnel installations, Boeing engineers and scientists are defining the shape of the future in supersonic and hypersonic flight. A new hypersonic tunnel, the nation's largest privately owned facility of its kind, tests up to Mach 27.

Boeing's emphasis on research and development of future advances covers a wide variety of fields, including missiles, satellites, space vehicles, anti-submarine warfare systems, hydrofoils, commercial and military aircraft, gas turbine engines, electronics, communication, propulsion systems, vertical and short take-off and landing aircraft.

### Professional-Level Openings

*Expansion of advanced projects and systems management programs of the future has created openings at Boeing for professional specialists in scientific and engineering disciplines, and other, non-technical, areas of company activity. You'll find at Boeing a professional environment conducive to deeply rewarding achievement. Drop a note, mentioning degrees and major, to Mr. John C. Sanders, Boeing Airplane Company, P. O. Box 3822-ESE, Seattle 24, Washington.*

**BOEING**

Divisions: Aero-Space • Transport • Wichita • Industrial Products • Vertol • Also, Boeing Scientific Research Laboratories • Allied Research Associates, Inc.—a Boeing subsidiary  
**CIRCLE 901 ON CAREER INQUIRY FORM**

## YOUR CAREER NEWS AND NOTES

Polarad Electronics Corp., New York, unable to fill personnel needs, has imported twelve engineers and technicians from England.

To date, four engineers and two technicians have arrived here with their families. Last November, the company advertised in London newspapers for electronics personnel with extensive microwave experience. And more recently, the company's chief test engineer went to London to interview the applicants.

Brooklyn Polytechnic Institute will establish an honors program in engineering and science under a \$700,000 grant from the Ford Foundation. Under this program an exceptional student will be able to receive a doctorate degree in six years of full-time study.

About 6 per cent of the Institute's freshman class for September will be enrolled in the program, according to the school. Although there will not be a strict dividing line between graduate and undergraduate work, students will be awarded bachelor degrees after completing the undergraduate part of the curriculum.

About 3,000 engineering educators recently heard scientists, engineers, government officials and industrial administrators tell them what has to be done in the future. The occasion was the 68th annual meeting of the American Society for Engineering Education, at Purdue University.

G. Ross Henninger, president of the Ohio College of Applied Science, said the much-publicized shortage of engineers and scientists was really "an acute shortage of qualified technicians in engineering and science." Mr. Henninger also said, "an appalling proportion of graduates in engineering and science continue to be occupied with work which has evolved out of engineering science into engineering technology."

A vice-president of American Bosch Arma Corp., recently urged his engineers to write more technical articles. Clifton T. Foss, the vice-president, reportedly emphasized the sales value of such papers when the company seeks defense business.

He said that the company's research and development programs are of interest to other defense contractors as well as to the armed services. The results of such programs should be made public if they are not trade secrets or do not breach military security. He added: "We don't want to hide our potential in any area unless there's a good reason."



# ELECTRONIC DESIGN CAREER INQUIRY SERVICE

USE BEFORE JAN. 18, 1961

After completing, mail career form to *ELECTRONIC DESIGN*, 830 Third Avenue, New York, N. Y. Our Reader Service Department will forward copies to the companies you select below.

25

(Please print with a soft pencil or type.)

Name \_\_\_\_\_ Telephone \_\_\_\_\_

Home Address \_\_\_\_\_ City \_\_\_\_\_ Zone \_\_\_\_\_ State \_\_\_\_\_

Date of Birth \_\_\_\_\_ Place of Birth \_\_\_\_\_ Citizenship \_\_\_\_\_

Position Desired \_\_\_\_\_

### Educational History

College	Dates	Degree	Major	Honors

Recent Special Training \_\_\_\_\_

### Employment History

Company	City and State	Dates	Title	Engineering Specialty

Outstanding Engineering and Administrative Experience \_\_\_\_\_

Professional Societies \_\_\_\_\_

Published Articles \_\_\_\_\_

Minimum Salary Requirements (Optional) \_\_\_\_\_

Use section below instead of Reader Service Card. Do not write personal data below this line. This section will be detached before processing.

Circle Career Inquiry numbers of companies that interest you

900 901 902 903 904 905 906 907 908 909 910 911 912 913 914 915 916 917 918 919 920 921 922 923 924  
925 926 927 928 929 930 931 932 933 934 935 936 937 938 939 940 941 942 943 944 945 946 947 948 949

## Advancement Your Goal? Use CONFIDENTIAL Action Form

*ELECTRONIC DESIGN's* Confidential Career Inquiry Service helps engineers "sell" themselves to employers—as confidentially and discreetly as they would do in person. The service is fast. It is the first of its kind in the electronics field and is receiving high praise from personnel managers.

To present your job qualifications immediately to companies, simply fill in the attached resume.

Study the employment opportunity ads in this section. Then circle the numbers at the bottom of the form that correspond to the numbers of the ads that interest you.

*ELECTRONIC DESIGN* will act as your secretary, type neat duplicates of your application and send them to all companies you select—the same day the resume is received.

The standardized form permits personnel managers to inspect your qualifications rapidly. If they are interested, they will get in touch with you.

Painstaking procedures have been set up to ensure that your application receives complete, confidential protection. We take the following precautions:

- All forms are delivered unopened to one reliable specialist at *ELECTRONIC DESIGN*.

- Your form is kept confidential and is processed only by this specialist.

- The "circle number" portion of the form is detached before the application is sent to an employer, so that no company will know how many numbers you have circled.

- All original applications are placed in confidential files at *ELECTRONIC DESIGN*, and after a reasonable lapse of time, they are destroyed.

If you are seeking a new job, act now!

ENGINEERS · SCIENTISTS

$$x^2 + y^2 + z^2 = r^2$$
$$\frac{x^2}{a_1} + \frac{y^2}{b_1} - \frac{z^2}{c_1} = 1$$
$$\frac{x^2}{a_2} + \frac{y^2}{b_2} - \frac{z^2}{c_2} = 1$$

Your electronics  
specialty can find  
unique systems  
applications on

# MISTRAM

... the next generation system for precise missile trajectory measurement being developed by General Electric's Defense Systems Department

## OPPORTUNITIES AVAILABLE NOW

By joining Defense Systems Department now, you can take an increasingly important part in the long-term development of MISTRAM. And, you'll be able to broaden your technical knowledge by applying your specialty in the ever more critical field of large-scale system engineering. Significant experience in any of the following areas can qualify you:

Test Equipment • Consoles  
Digital Data Transmission & Recording  
Power Generation & Transmission  
Digital & Analog Computing • C-W Radars  
Feedback Control • Acquisition & Tracking  
Airborne Transponders  
Microwave Communications

► For a more complete technical description of MISTRAM — and full details of current opportunities on a broad scope of systems programs at DSD — write today to Mr. E. A. Smith, Box 12-C.

**DSD** DEFENSE SYSTEMS DEPARTMENT  
A Department of the Defense Electronics Division

**GENERAL ELECTRIC**

Northern Lights Office Building, Syracuse, New York

CIRCLE 902 ON CAREER INQUIRY FORM

▲ Basic MISTRAM system features radio receiving stations in "L"-shaped configuration. Signals from missile transponder are measured on CW carrier for computer calculation of phase differences. These yield missile position, velocity and trajectory data through spatial intersection of a sphere (range from central receiving station) and hyperboloids of revolution (range differences from remote receiving stations).

**DSD's important new MISTRAM System embodies these features:**

- Greater accuracy and range than any existing missile trajectory measurement system
- Reduction of many previously standard tracking system components by eliminating high precision radar tracking antennas
- Instantaneous correction of electrical baseline length errors through phase stabilization techniques
- Ability to utilize orbiting satellite to virtually eliminate present day survey errors

**Defense Systems Department is Prime Contractor for MISTRAM.**

DSD is now developing a basic system unit which can be multiplied many times over and integrated into a vastly extended MISTRAM system, using G-E's 'building block' approach. Ultimately this would provide hemispheric coverage for missile trajectory measurement.

## ENGINEER-IMPROVEMENT COURSES AND SEMINARS

Below are courses and seminars intended to provide the engineer with a better knowledge of various specialties. Our grouping includes several different types of meetings: National Courses—those held on consecutive days and intended to draw attendees from all geographical areas; One-Day Seminars—one-day intensive seminars which move from city to city; and Regional Lectures—regional symposia or lecture series which generally run one night a week for several weeks.

### National Courses

Industrial Education Institute,  
Dec. 12, 13, 14 and 15

Organizing for Better Materials Management, a two-day seminar presented by the Industrial Education Institute, will be held in Cleveland on Dec. 12 and Dec. 13 (Hotel Sheraton) and in Chicago on Dec. 14 and Dec. 15 (Hotel Sheraton-Blackstone).

The four major topics are: The Concept and Meaning of Materials Management, Organizing for Better Materials Management, Factors That Influence Materials Management Effectiveness, and Measuring the Effectiveness of Materials Management. Louis J. De Rose, Executive Director, Materials Management Institute, will conduct the seminar. Registration fee is \$100 per man less 10% Team Discount for three or more men. For further information and reservations write Industrial Education Institute, 221 Columbus Ave., Boston 16, Mass.

### Regional Courses

Norelco X-Ray School Set  
For February in New York

The 38th Norelco X-ray School will be held at the Henry Hudson Hotel, 353 W. 57th St., New York, during the week of Feb. 6 to Feb. 10, 1961. Registration for the course is open to chemists, metallurgists, physicists, production supervisors, quality control engineers and others interested in the application of these techniques: X-ray diffraction, diffractometry and spectrography. There is no registration fee.

### One-Day Seminars

Industrial Education Institute,  
Dec. 5, 7 and 9

The Industrial Education Institute of Boston, Mass. is presenting a one-day seminar on Inceas-

# Career Opportunities at UNIVAC

Opportunity for personal progress has never been greater than it is today at Remington Rand Univac. A new and exciting environment has been developed in which professional people have unlimited opportunity for advancement. We refer to it as Univac's *Atmosphere of Achievement*.

In addition to an attractive salary, you will work with engineers and scientists who have made significant advances in solid-state development and computer reliability. Immediate openings include:

#### RESEARCH ENGINEERS

Attractive positions are now available for Research Engineers. These permanent assignments include circuit development work and the logical design of high speed computer elements.

- TRANSISTOR CIRCUIT DESIGNERS
- ELECTRONIC PACKAGING ENGINEERS
- SERVO-ENGINEERS
- ELECTRO-MECHANICAL ENGINEERS
- QUALITY CONTROL ENGINEERS
- PRODUCTION ENGINEERS
- RELIABILITY ENGINEERS
- STANDARDS & SPECIFICATIONS ENGINEERS

Send resume of education and experience to:

R. K. PATTERSON, DEPT. C-12

**Remington Rand**  
**Univac**

DIVISION OF SPERRY RAND CORPORATION  
2750 West Seventh St., St. Paul 16, Minn.

There are also immediate openings in all areas of digital computer development at our other laboratories. Inquiries should be addressed to:

F. E. NAGLE, Dept. C-12  
REMINGTON RAND UNIVAC  
1900 West Allegheny  
Philadelphia 20, Pa.

D. CLAVELUX, Dept. C-12  
REMINGTON RAND UNIVAC  
Wilson Avenue  
South Norwalk Conn.

CIRCLE 903 ON CAREER INQUIRY FORM



## AEROSPACE CORPORATION

*are creating a climate conducive  
to significant scientific achievement*

*"Essentially, this corporation will be people—people of the highest quality. The United States Air Force recognizes that men of great scientific and technical competence can perform at their best only when they can exercise their initiative to the full under leadership which creates the climate for creativity. We expect Aerospace Corporation to provide that kind of environment."*

#### SECRETARY OF THE AIR FORCE

Among those providing their leadership to this new non-profit public service corporation are: Dr. Ivan A. Getting, president; Allen F. Donovan, senior vice president, technical; Jack H. Irving, vice president and general manager, systems research and planning; Edward J. Barlow, vice president and general manager, engineering division; and Dr. Chalmers W. Sherwin,

vice president and general manager, laboratories division.

These scientist/administrators are now selecting the scientists and engineers who will achieve the mission of Aerospace Corporation: concentrating the full resources of modern science and technology on rapidly achieving those advances in missile/space systems indispensable to the national security.

The functions of Aerospace Corporation include responsibility for: advanced systems analysis; research and experimentation; initial systems engineering; and general technical supervision of new systems through their critical phases, on behalf of the United States Air Force.

Aerospace Corporation is already engaged in a wide variety of specific systems projects and research programs—offering scientists and engi-

neers the opportunity to exercise their full capabilities, on assignments of unusual scope, within a stimulating environment.

Immediate opportunities exist for:

- SENIOR ELECTRONICS ENGINEERS:  
Communications Systems  
Navigation Electronics  
Radio Techniques  
Electro-Mechanical Design  
Information Theory  
Sensing Systems
- SPACE VEHICLE SPECIALISTS:  
Senior Power Systems Engineer  
Sr. Flight Performance Analyst  
Re-entry Aerodynamicist

Those capable of contributing in these and other areas are invited to direct their resumes to:

Mr. James M. Benning, Room 111  
P.O. Box 95081, Los Angeles 45, Calif.



AEROSPACE CORPORATION

*A new and vital force engaged in accelerating the advancement of space science and technology*

CIRCLE 904 ON CAREER INQUIRY FORM

Choose Your Pursuit From These

# FIVE FACETS OF PHILCO IN CALIFORNIA



**A PLACE FOR YOU** awaits at rapidly expanding Philco Western Development Laboratories on the San Francisco Peninsula, where new concepts of space communication offer exceptional opportunities to the exceptional engineer . . . with proportionate rewards. Your experience and your interests determine your assignment at PHILCO in the development of the complete system — from the space communication network of space vehicles to the complex data processing equipment of the ground station complex.

**For you . . .** the opportunity of graduate study on a Tuition Refund basis at any of the excellent surrounding educational institutions, liberal employee benefits, and the facilities of Philco's new, modern R & D laboratories.

**For you and your family . . .** the perfect climate, whether seasonal or cultural, in which to pursue all-year recreational activities, only 45 minutes from cosmopolitan, dynamic San Francisco.

Immediate openings now exist for graduate engineers with experience in equipment design, systems engineering, analysis and integration. As a first step toward expanding your skills at Philco, send your resumé in strict confidence to Mr. W. E. Daly, Engineering Placement.

## PHILCO CORPORATION Western Development Laboratories

3875 FABIAN WAY, DEPT. D-12 PALO ALTO, CALIFORNIA  
CIRCLE 905 ON CAREER INQUIRY FORM

*"Thanks To Cadillac*

## A Salary Increase of \$2,800.00 with a Company that's going places"

R.D.M. *Electronic Engineer*

This thank-you is typical of the hundreds of letters received from men placed in the electronics field through Cadillac Associates—the nation's largest electronics executive placement service.

For the man who wants challenging work and earnings reflecting his capabilities we are retained by the top 479 electronic firms (both "giants" and "comers"). Cadillac can therefore offer the greatest number of positions available at any given moment.

Our service is COMPLETELY CONFIDENTIAL and available to you ABSOLUTELY FREE OF CHARGE.

### FREE—Monthly Opportunities Bulletin

If you wish to receive a monthly bulletin of the finest available electronic opportunities, simply send us your name and home address (and if you wish, a review of your qualifications)—Our services are without cost to you through our Chicago office and our Los Angeles subsidiary, Lon Barton Associates.



JACK L. HIGGINS *Vice President*

### Cadillac Associates, Inc.

29 East Madison Bldg., Chicago 2, Illinois, Financial 6-9400

*"Where More Electronic Executives Find Their Positions  
Than Anywhere Else in The World"*

CIRCLE 898 ON READER-SERVICE CARD



## OPPORTUNITIES IN DIGITAL DEVELOPMENT

To work in a small group of a Laboratory famous for its contribution and leadership in inertial guidance systems, on a medium-sized Memory Core of wired type and on unconventional core transistor circuitry.

Staff Members may continue their education taking courses as special students and working towards advanced degrees while earning full pay.

Write: Ivan Samuels, *Director of Personnel*

**INSTRUMENTATION LABORATORY**  
MASSACHUSETTS INSTITUTE OF TECHNOLOGY  
68 Albany Street, Cambridge 39, Massachusetts  
U.S. Citizenship Required.

CIRCLE 906 ON CAREER INQUIRY FORM

ELECTRONIC DESIGN • December 7, 1960

## CAREER COURSES

ing Effectiveness in New Product Development and Manufacturing.

The seminar offers practical indoctrination in procedures improvement planning and manufacturing new products, techniques for establishing and controlling realistic development schedules, and methods of integrating new product operations with engineering, marketing, manufacturing and finance.

The seminar schedule is: Philadelphia (Hotel Sheraton)—Dec. 5; New York (Hotel Park-Sheraton)—Dec. 7; Boston (Hotel Sheraton-Plaza)—Dec. 9. Ray F. Boedecker, Manager, Materials Planning & Control Data Systems Div., IBM Corporation, will conduct the course. Registration fee is \$50 per man less 10% Team Discount for three or four men. For further information and reservations write Industrial Education Institute, 221 Columbus Ave., Boston 16, Mass.

## PAPER DEADLINES

*Convention Program Chairmen have issued the following deadlines to authors wishing to have their papers considered for presentation.*

**Dec. 15:** Deadline for detailed summaries of papers for the 1961 Western Joint Computer Conference to be held May 9-11, 1961 at the Ambassador Hotel in Los Angeles, Calif. Send summaries to: C. T. Leondes, Associate Professor of Engineering, Dept. of Engineering, University of California, Los Angeles 24, Calif.

**Dec. 15:** Deadline for four copies of full papers for the 1961 Joint Automatic Control Conference to be held at the University of Colorado, June 28 to June 30, 1961. The conference will be sponsored by AICHE, AIEE, ASME, IRE and ISA. Submit papers to Robert Kramer, IRE Representative, 1961 JACC Program Committee, Building 32, Massachusetts Institute of Technology, Cambridge 39, Mass.

**Jan. 1:** Deadline for 500-word abstracts for the IRE 7th Regional 1961 Technical Conference and Electronics Exhibits to be held April 26 to April 28, 1961 at the Westward Ho Hotel in Phoenix, Ariz. The two themes to be emphasized are: 1) Problems Associated with Increased Use of the Electromagnetic Spectrum by Military and Civilian Agencies, and 2) Problems Associated with Electronic Industrial Process Control and Instrumentation. An original and four copies of the abstract should be sent to: H. W. Welch, Jr., Technical Program Chairman, IRE 7th Regional 1961 Technical Conference and Electronics exhibits, Motorola, Inc., 8201 E. McDowell Road, Scottsdale, Ariz.

# New Light on ECM Design...

The simple gears and stroboscopic disc mounted on a projector would not ordinarily be associated with Avionics design and development. But there is very little of the ordinary in Grumman Avionics activities. These units are part of an ingenious system, simple in concept but complex in accomplishment, used for determining the effective location of antennas on ECM equipped aircraft.

Aiming the system at a small scale model of the aircraft creates "reflections" which are recorded against aircraft attitude. By exposing the models to every degree of view, a measure of the radar cross section of the model is determined. This data permits antenna engineers to design and locate ECM antennas of the aircraft for maximum effectiveness.

Grumman production, design, and study activities include vehicles and systems for projects ranging from submarine searching to space stations. The variety of our programs involving the application of electronics is one of the most extensive in all of industry.

If you can contribute to our ECM program or are qualified in the following or similar areas, you are eligible for a place on one of these projects.

**RADOME/ANTENNA DESIGN ENGINEERS**  
BSEE or Physics degree with a minimum of 5 years' experience in the design of antennas and/or radomes. Strong background in electro-magnetic theory and microwave techniques is essential. The finest facilities for laboratory development are available including an anechoic chamber, a 2000-ft. AEW antenna test range, a 300-ft. antenna and model test range, and a precision boresight range.

**DIGITAL COMPUTER SYSTEMS ENGINEERS**  
BSEE with a minimum of 4 years' experience in the analysis, design and development of digital computers. Will participate in the integration of a digital computer into a complex weapons system. A significant part of the effort will be devoted to extensive laboratory and flight development programs.

**COMMUNICATIONS SYSTEMS ENGINEERS**  
Electronic engineers with thorough knowledge of communications techniques who wish to extend their technical backgrounds to new challenging areas. Should possess a complete understanding of AM, FM, PM and single sideband modulation processes and their application, and be willing to apply this knowledge to the latest data handling techniques. An important phase of this effort will be extensive laboratory development programs in our new Avionics Systems Center using the finest of equipment and facilities. BSEE with a minimum of 3 years' experience required.

**AVIONICS SUPPORT EQUIPMENT ENGINEERS**  
Electronic engineers experienced with digital computers, radar and communications who welcome an opportunity to utilize their present skills while they extend their technical background to new areas. These engineers will analyze complex weapons systems to establish test logic and techniques involved in a comprehensive automatic test program utilizing ground support equipment. BSEE with a minimum of 3 years' experience required.

**RADAR DEVELOPMENT ENGINEERS.** BSEE with a minimum of 4 years' experience in the analysis, design and development of airborne radar systems. Should be capable of analyzing the radar systems with the end view of integrating the equipment into a complex weapons system. Will fully participate in laboratory and flight development programs conducted in the finest facilities available in a professional atmosphere.

To arrange an immediate interview, send your resume to Mr. W. Brown, Manager Engineering Employment, Dept. GR-75. (U.S. citizenship required.)

**GRUMMAN AIRCRAFT ENGINEERING CORPORATION**  
Bethpage, Long Island, New York

## ADVERTISERS' INDEX


December 7, 1960

Advertiser	Page
AGA Div. of Elastic Stop Nut Corp. of Amer. ....	122
AMP, Inc. ....	21
Ace Electronics Associates, Inc. ....	12
Aerospace Corporation ....	209
Airborne Instrument Lab., Inc. ....	188
*Alden Products Co. ....	149
Allegheny Ludlum Steel Corp. ....	39, 85
Allen-Bradley Co. ....	24 A-B
Allied Radio Corp. ....	131
Alloys Unlimited, Inc. ....	196
Alloys Unlimited Chemicals, Inc. ....	185
Alpha Metals, Inc. ....	198
*Alpha Wire Corp. ....	203
Ampex Data Products Co. ....	157
Anadex Instruments Inc. ....	183
Applied Research, Inc. ....	33
Arco Electronics, Inc. ....	46
*Assembly Products, Inc. ....	140
Automation Development Corp. ....	168
Avery Label Co. ....	196
Avnet ....	63
Avnet System, The ....	133

Babcock Relays, Inc. ....	80
*Ballantine Laboratories, Inc. ....	55
Beckman/Berkeley Div. ....	6
Beede Electrical Instrument Co. Inc. ....	148
Bendix Corp., The, Pacific Div. ....	170
Bendix Corp., The, Scintilla Div. ....	86
Birtcher Corporation, The ....	190
Blue M. Electric Company ....	193
Boeing Airplane Co. ....	206
Brand Rex Div., William ....	94, 95
*Branson Corporation ....	176
*Braun Tool & Instrument Co., Inc. ....	76
Bristol Co., The ....	174
Buckbee Mears Co. ....	192
*Burndy Corporation ....	17
Burnell & Co., Inc. ....	7

CBS Electronics, Microelectronics ....	51
CBS Electronics, Semiconductor Operations	68
Cadillac Associates, Inc. ....	210
California Technical Industries ....	156
Cambridge Thermionic Corp. ....	123
*Cannon Electric Co. ....	107
Carborundum Co., The ....	24
Celco Constantine Engineering Labs, Co.	160
Chance Vought Electronic Div. ....	112
Cinch Mfg. Co. ....	77
Cinema Engineering ....	180
Circo Corporation ....	104, 105
Clare Transistor Corp., C. P. ....	47
*Clevite Transistor ....	115
*Collins Radio Co. ....	212
*Computer Instruments Corp. ....	69
Conrad, Inc. ....	190
Continental Connector Corp. ....	154

\*Manufacturers' catalog appears in 1960-1961 ELECTRONIC DESIGN CATALOG



# Collins men are working late tonight...

## exploring a new method of communication

Although the initial excitement over Echo I has subsided, Collins engineers and scientists still seek additional information vital to the nation's space effort. So far, they have:

- ... bounced intelligible signals in north-south direction
- ... transmitted and received live voice messages
- ... established a two-way voice circuit
- ... transmitted and received a teletype signal
- ... transmitted and received a wirephoto
- ... collected valuable propagation and orbit data

One of the most difficult obstacles for Collins to overcome was that of accurately tracking the Echo I satellite. 800 miles, roughly speaking, separate Collins Radio Company in Cedar Rapids, Iowa, and its

subsidiary, Alpha Corporation in Dallas, Texas. Both locations were prepared to send and receive radio signals bounced off Echo. Because Echo I was speeding through space at approximately 15,000 miles per hour some 900 miles above the Earth, its time above the horizon of both Collins locations was brief. However, Collins engineers perfected an automatic tracking device which permitted both the sending and receiving units to maintain constant contact from the time Echo I appeared on the horizon until it disappeared some 15 minutes later.

The radio signals actually traveled a minimum of about 2000 miles. Power loss was of staggering proportions ... with received signal strength approximately  $10^{-16}$  watts.

These contributions to the new world of space communications were completely company sponsored — and represent an investment in the future by Collins Radio Company and its subsidiary, Alpha Corporation. It was worth it ... in the warm feeling of accomplishment alone.

Collins provides freedom of activity in basic research for the engineer, physicist and mathematician ... and is able to offer unique professional opportunities. Your inquiry is invited.

*The Echo project is being coordinated with the National Aeronautics and Space Administration. Data collected by Collins is being submitted to NASA to be used in the evaluation of this communications technique.*



COLLINS RADIO COMPANY • CEDAR RAPIDS, IOWA • DALLAS, TEXAS • BURBANK, CALIFORNIA  
CIRCLE 908 ON CAREER INQUIRY FORM

**PAGES  
MISSING  
ARE NOT  
AVAILABLE**