

Winter 2000 Ratings Report

AMERICAN RADIO

www.duncanradio.com

DUNCAN RADIO PROFILER

EVERYTHING DUNCAN'S DOES - NOW ON CD ROM!

- Ratings
- Revenue
- Coverage Maps and more

"I use Duncan's Profiler on an hourly basis. I can quickly understand a market's competitive landscape. Who has signal challenges? Who's riding a ratings roller coaster? Whose revenues outperform their share? Powerful Stuff!"

—Tim Bronsil
Vice President Nest Marketing
Critical Mass Media



Call
859-431-3001
today for a free
demonstration
CD ROM



The Investment Banker of Choice for Leading Broadcasting Companies

ACME
COMMUNICATIONS

\$132 Million
Initial Public Offering

Co-Manager
October 1999

AMERICAN TOWER

\$675 Million
Follow-On Offering

Co-Manager
February 1999

AMERICAN TOWER

\$726 Million
Convertible Notes

Co-Manager
November 1999

Chancellor
MEDIA TECHNOLOGIES

\$21.8 Billion
Merger with Clear Channel
Communications Inc.

Advisor
Pending

Chancellor
MEDIA TECHNOLOGIES

\$1.6 Billion
Sale of Chancellor Media
Outdoor Corporation to
Lamar Advertising

Advisor
September 1999

Chancellor
MEDIA TECHNOLOGIES

\$1.1 Billion
Merger with
Capital Broadcasting Corp.

Advisor
July 1999

Chancellor
MEDIA TECHNOLOGIES

\$1.1 Billion
Secondary Offering

Joint Lead Manager
May 1999

Chancellor
MEDIA TECHNOLOGIES

\$900 Million
Convertible Notes

Co-Manager
November 1999

Chancellor
MEDIA TECHNOLOGIES

\$809 Million
Follow-On Offering

Co-Manager
December 1998

CUMULUS

\$233 Million
Follow-On Offering

Lead Manager
July 1999

CUMULUS

\$183 Million
Follow-On Offering

Lead Manager
November 1999

ENTERCOM

\$306 Million
Initial Public Offering

Co-Manager
February 1999

ENTERCOM

\$350 Million
Follow-On Offering

Co-Manager
September 1999

EDN

\$2.8 Billion
Initial Public Offering

Co-Manager
November 1998

Infinity

\$3.2 Billion
Initial Public Offering

Co-Manager
December 1998

LAMAR

\$250 Million*
Convertible Notes

Co-Manager
August 1999

VIACOM

\$80.0 Billion
Merger with
CBS Corporation

Advisor
Pending

MORGAN STANLEY DEAN WITTER

*These securities were offered pursuant to Rule 144A under the Securities Act of 1933 and may not be offered or sold in the United States absent registration or an applicable exemption from registration requirements.

AMERICAN RADIO

WINTER 2000 RATINGS REPORT

Arbitron Rating Period: 6 January-29 March 2000

Compiled and Edited by:

Thom Moon

DUNCAN'S AMERICAN RADIO, L.L.C.
P.O. Box 8446
Cincinnati, OH 45208-0446

859.431-3001 (Office)
859.431-3080 (Fax)

www.duncanradio.com

June, 2000

Volume XXIV Number 6
ISSN 0738-8675



INTRODUCTION

AMERICAN RADIO soon begins its 25th year of publication, making it the longest-running radio publication of its type. We sincerely appreciate your support of our work today and over the years.

We strongly urge you (especially new clients/subscribers) to read carefully the definition pages that immediately precede the individual market reports. They will help you understand all the information given in the individual market reports. If you have any questions, comments or suggestions, please feel free to call Thom Moon. We believe that our time is included in your purchase price. And, he always enjoys talking about **AMERICAN RADIO**. Thom can be reached at the following address or phone numbers:

Duncan's American Radio, L.L.C.
P.O. Box 8446
Cincinnati, OH 45208-0446
859.431-3001
Website: www.duncanradio.com
E-mail: tmoon@duncanradio.com

ALL ARBITRON AUDIENCE ESTIMATES ARE COPYRIGHTED ©2000 BY THE ARBITRON COMPANY AND MAY NOT BE QUOTED OR REPRODUCED WITHOUT THE PRIOR PERMISSION OF ARBITRON.

Subscribers may quote **AMERICAN RADIO** for sales and advertising purposes. However, you must be an Arbitron subscriber if any of their data is involved. Secondly, we must be notified. We always give permission, but we like to make certain our work is properly quoted. The phrase "American Radio by Duncan's American Radio" must be cited.

This book may not be reproduced in whole or part by mimeograph or any other means without permission.

Printed in the United States of America.

Copyright ©2000 by Duncan's American Radio, L.L.C.

Every effort has been made to make this book as accurate as possible. However, we are responsible for errors only to the extent subscribers will be notified if such action is justified. If your copy is defective in any way, call the Cincinnati office and we will promptly mail you another copy.

Release of the Arbitron market reports began on 1 May and ended on 16 May. Compilation of this edition was completed 9 June. Any corrections made by Arbitron to earlier published reports are included if they were received before 25 May. Station sales through 25 May are included.

Audience data in **AMERICAN RADIO** is extracted by our proprietary computer software from Arbitron's "R-sale" data tapes. Due to Arbitron's method of rounding audience estimates, there may be minor (and usually insignificant) differences between what is found in a given Arbitron market report and what is found in this book. Our software, however, follows Arbitron's published rounding procedures to the letter. The software was developed by our Software Thaumaturge (one who causes apparent miracles to occur), Dave Allen.

Again, thank you for your continued support of our efforts.

DUNCAN'S AMERICAN RADIO

James H. Duncan, Jr.

J.T. Anderton	Thom Moon
Nancy Nally	Tony Sanders
Debbie Underwood	Sherry Roberts

TABLE OF CONTENTS

Section 1: Definitions, Clarifications and Explanations (pages 4-7)

Section 2: Individual Market Reports – for the following, in alphabetical order:

Akron	Greenville-Spartanburg	Philadelphia
Albany-Schenectady-Troy	Harrisburg	Phoenix
Albuquerque	Hartford	Pittsburgh
Allentown-Bethlehem	Honolulu	Portland, OR
Atlanta	Houston	Providence
Austin	Huntsville	Puerto Rico
Bakersfield	Indianapolis	Raleigh-Durham
Baltimore	Jackson, MS	Richmond
Baton Rouge	Jacksonville	Riverside-San Bernardino
Birmingham	Johnson City-Kingsport-Bristol	Rochester, NY
Boston	Kansas City	Sacramento
Buffalo	Knoxville	Saginaw-Bay City-Midland
Charleston, SC	Lansing	Saint Louis
Charlotte	Las Vegas	Salt Lake City
Chattanooga	Little Rock	San Antonio
Chicago	Los Angeles	San Diego
Cincinnati	Louisville	San Francisco
Cleveland	Madison	San Jose
Colorado Springs	Memphis	Seattle-Tacoma
Columbia, SC	Miami-Fort Lauderdale	Shreveport
Columbus, OH	Milwaukee	Spokane
Dallas-Fort Worth	Minneapolis-Saint Paul	Springfield, MA
Dayton	Mobile	Syracuse
Denver	Monterey-Salinas-Santa Cruz	Tampa-Saint Petersburg
Des Moines	Nashville	Toledo
Detroit	Nassau-Suffolk	Tucson
El Paso	New Orleans	Tulsa
Fresno	New York	Washington, DC
Grand Rapids	Norfolk	West Palm Beach
Greensboro-Winston Salem	Oklahoma City	Wichita
Greenville-New Bern- Jacksonville	Omaha	Wilkes Barre-Scranton
	Orlando	York

INDIVIDUAL MARKET REPORTS

Definitions, Clarifications and Explanations

Even long-term subscribers should review these pages carefully. We have made numerous changes and additions to American Radio. Your understanding of the Individual Market Reports will be far greater if you are familiar with the systems and methodologies used.

The best way to explain an Individual Market Report is to go through it section by section. We'll use Akron from Winter 2000 as an example, starting at the top left of the report:

Arbitron Rank:	68	Pop (12+):	578,200
MSA Rank:			78
MSA Pop:			687,000
DMA #		Cleveland (#13)	
Average Persons Ratings:			16.3
Market TSL in Hours:			21.50

The Arbitron rank is based on the 12+ population of the Arbitron metro survey area. The rank number (68 in this case) is Akron's ranking among the 276 Arbitron radio markets.

The MSA (Metropolitan Statistical Area) rank is shown along with the total (0+) estimated population. The MSA is a government-defined area that may differ from the Arbitron market designation. Where the radio market consists of two or more MSA's, at least the largest is listed.

The Nielsen TV DMA (Designated Market Area) ranking is found directly below MSA rank. We note those cases in which a radio market is combined with others within a single DMA (such as this instance, in which Akron is part of the Cleveland DMA, which ranks #13).

The Average Persons Rating indicates the percentage of the metro 12+ population which listened to any and all radio in an average quarter-hour anytime during the survey week, Monday-Sunday, 6 AM-12 Midnight. The Average Persons Rating is roughly comparable to television's Persons Viewing Television (PVT) figure. In this survey, the average listener 12+ in the Akron metro survey area listened 21.5 hours per week.

Market TSL (Time Spent Listening) is the time the average radio listener spent with any and all radio over the entire week. In this case, the average listener spent 21.5 hours listening to radio over the broadcast survey week.

Now we'll move to the top center column of information.

Stations:		30 / 6
Diaries	1,885 / 307:	1/56.6%
Sample Target:		1,760
% Below Line:		55.7
% Not Listed:		16.2
Pop per Station:		96,367

There are 30 stations listed in the Akron Arbitron market report. Of those 30, 6 are home to the Arbitron metro survey area – listed "above the line." Thus, 24 stations listed are licensed to cities outside the metro, but still accumulated enough listening within the Akron metro to rate inclusion in the market report. Please be aware, however, that some stations appear above the line by virtue of their chosen home city of identification rather than by their FCC authorized city of license.

The information contained in "Diaries" is a bit complex but is all quite important. It gives you a thumbnail sketch of Arbitron's success in sending out and retrieving diaries in the market.

1,885 – the number of usable (in-tab) diaries return from respondents in the metro survey area (In general, the higher the number, the better.)

307:1 – an approximate "persons per diary" value: in the metro, the typical diary represents 307 persons 12+ (generally, the lower the number, the better)

56.6% – this is "return rate": total usable (in-tab) diaries expressed as a percentage of the total individuals who were sent a diary (again, higher is better). This number represents total diaries from the metro and does not necessarily indicate return from any individual sex/age group. It is not a percentage of total people contacted, but rather, a percentage of the total number of diaries sent out.

Sample Target is the number of usable (in-tab) diaries Arbitron designates for the market – its goal for return. Over the past few years, Arbitron has raised its market sample targets by at least 15% (and, in some cases, by as much as 70%) in response to broadcasters' concerns over unstable results.

The "% Below Line" figure indicates the percentage of total radio listening accumulated by "below the line" stations – stations not considered home to the market. This figure, along with the next, "% Not Listed", indicates how much listening in the market is not available to the local commercial stations. This may affect CPM's as well as the effectiveness and salability of local radio. "% Not Listed" reflects listening to stations that did not qualify for listing: distant stations, marginal local stations and public/non-commercial stations.

However, the "% Below Line" figure does not include the listening to home to the market which were placed "below the line" for violating one of Arbitron's policies on "special station activities" (which include on-air mentions of the radio ratings, or any other acknowledgment that the

market's radio listening is being surveyed). The audience estimates of such stations are still considered as home to the market, although, in accordance with Arbitron policy, we will note local stations that have been placed "below the line."

The Population per Station shows the number of persons 12+ per metro area radio station. The figure is calculated by dividing 12+ metro population by the number of "above-the-line" (home to the metro) stations.

Next, we move to the top right column:

Last Year's Revenue: \$19,500,000
 Household Income: \$45,797
 Total Retail Sales: \$7.8 Bil
 #1 Biller: WKDD-F \$5,100,000
 #1 Billing Portfolio: Rubber City \$9,700,000

The revenue estimates are taken from the 1999 edition of Duncan's Radio Market Guide. The figures are gross, excluding "trade."

"HH Income" is Median Household Income within the Arbitron Metro Survey Area. The estimate for Akron is \$45,797.

"Total Retail Sales" is the metro survey area's estimated Total Retail Sales – in this case, \$7.8 Billion. Both median household income and total retail sales figures are based on census data, updated to 1/1/2000 by Market Statistics, Inc. for Arbitron.

The #1 Biller is that station we believe to be the leading biller in the market, along with its estimated 1998 gross revenue. It is extracted from the 1999 edition of Duncan's Radio Market Guide.

The #1 Billing Portfolio is whatever local entity – single station, standard AM-FM combo or consolidated grouping – that we believe has the highest total radio revenue in the market. It, too, is taken from the 1999 edition of Duncan's Radio Market Guide.

The next section is the trended 12+ information:

12+ Metro	Format	Winter 00	Fall 99	Sum 99	Spg 99	Win 99	4-Book Avg	12+ Metro Cume / Rating	Fall 99	Win 99	12+ TSA AQH / Cume	Revenue Level
1	WKDD-F	CHR/AC	67 / 7.1	7.1	6.2	6.2	5.1	6.6	1041 / 18.0	18.0	15.8	G WKDD-F

All the figures in this section are based upon the standard survey (broadcast) week (Mon-Sun, 6 AM-12 Mid). All audience figures are in hundreds (00); ratings and shares are always percentages.

First is the station's 12+ Broadcast Week ranking, based on its average quarter hour persons figure. Next to the station's calls is a format code. The legend is as follows:

- AC - Adult Contemporary
- AC/CHR - Adult-leaning Hot AC
- AC-NR - Modern AC
- AOR - Album Oriented Rock
- AOR-NR - New Rock
- AOR-P - Progressive AOR
- B - Black (audience is 75%+ Black)
- B/AC - Black Adult Contemporary (Soft Black)
- B/O - Black Oldies
- BIZ N - Business News
- C - Country
- C/O - Classic Country
- CHR - Contemporary Hit Radio, Top 40, Contemporary
- CHR/AC - Young-leaning Hot AC
- CL - Classical
- CL AOR - Classic AOR, Classic Rock
- CL HITS - Classic Hits/70's Oldies
- E - Ethnic (usually Foreign Language)
- EZ - Easy Listening, Beautiful Music
- FS - Full Service
- G - Gospel (B/G is Black Gospel)
- J - Jazz and New Adult Contemporary
- N - News
- O - Oldies
- REL - Religion, Christian
- REL-CC - Contemporary Christian
- SAC - Soft Adult Contemporary
- SP - Hispanic/Spanish
- SP-C - Hispanic Contemporary
- SP-NT - Hispanic News/Talk/Information
- SP-R - Hispanic-Regional
- SP-TJ - Hispanic-Tejano
- SP-TP - Hispanic-Tropical
- SP-VA - Hispanic Variety
- SPRTS - Sports
- ST - Standards, Big Band, Nostalgia
- T - Talk
- U - Urban (majority of audience is non-white)
- VA - Variety
- ? - Others or Unknown

These codes may be joined to best represent a station's individual format. The code that comes first is the one that represents the station's primary programming: FS/C is a Full Service station that also plays some Country music.

Within the numbers, reading from left to right, WKDD-FM has 6,700 listeners per average quarter hour in the metro. That means in the typical quarter-hour, 6,700 persons 12+ were listening to the station. This gives it a 7.1 share of audience during the latest survey period. Historical shares follow, along with a four-book average (the most recent survey, plus the three that precede it).

Next is the metro cume (cumulative) audience and cume rating (cume audience expressed as a percentage of 12+ population). Cume is like a head count of different persons who listened to the station for at least five minutes sometime during the survey week. WKDD-FM had 104,100 cume listeners 12+, which give it an 18.0 cume rating. Historical cume ratings follow (prior survey and prior year).

In Fall and Spring reports, the TSA (Total Survey Area) 12+ average persons (AQH) and cume estimates follow metro cumes. These columns are blank in the Winter and Summer American Radio ratings reports.

The next entry on the line, Revenue Level, provides an estimate of revenue for most, but often not all, stations home to the market. No revenue level is provided for out-of-market stations; for those, look in their home market. For some stations – indeed, entire markets, in some cases – no revenue estimates are possible. Revenue levels are based on the stations' estimated revenues contained in the latest Duncan's Radio Market Guide.

The codes for revenue levels are:

A -	Less than \$500,000	G -	\$ 5,000,000 to \$ 6,999,999
B -	\$500,000 to \$1,000,000	H -	\$ 7,000,000 to \$ 9,999,999
C -	\$1,000,000 to \$1,999,999	I -	\$10,000,000 to \$14,999,999
D -	\$2,000,000 to \$2,999,999	J -	\$15,000,000 to \$19,999,999
E -	\$3,000,000 to \$3,999,999	K -	\$20,000,000 to \$29,999,999
F -	\$4,000,000 to \$4,999,999	L -	\$30,000,000 or more

Then there's a line by itself:

12 + FM Share (Metro): 85.35% (676 of 792) (Winter 99: 84.88%)

These figures indicate how much of the market's listening went to FM stations. These figures are calculated by adding up the Mon-Sun, 6 AM-12 Mid quarter-hour audience estimates for all the listed stations (in this case, 792 – the figures are in hundreds) and dividing into it the total quarter-hour audience estimates for all listed FM stations (676); 676 divided by 792 equals 85.35%. There is, of course, listening to stations which do not qualify for a listing in the Arbitron report. However, by definition, this amount is small and should not significantly affect the percentage.

Next are the 22 demographic and daypart rankings. We are not allowed to print actual ratings figures, per our agreement with Arbitron. The number of stations listed depends on the size of the market. All of these rankings are based on metro area average quarter-hour persons audience estimates:

Teens:	Persons 12-17, Mon-Sun, 6 AM-12 Mid
18-34:	Adults 18-34, Mon-Sun, 6 AM-12 Mid
18-49:	Adults 18-49, Mon-Sun, 6 AM-12 Mid
25-49:	Adults 25-49, Mon-Sun, 6 AM-12 Mid
25-54:	Adults 25-54, Mon-Sun, 6 AM-12 Mid
35+:	Adults 35+, Mon-Sun, 6 AM-12 Mid
12+ AMD:	Total persons 12+, Mon-Fri, 6-10 AM
12+ MID:	Total persons 12+, Mon-Fri, 10 AM-3 PM
12+ PMD :	Total persons 12+, Mon-Fri, 3-7 PM
12+ EVE:	Total persons 12+, Mon-Fri, 7 PM-12 Mid
12+ Wknd:	Total persons 12+, Sat-Sun, 6 AM-12 Mid
12+ Ovrnite:	Total persons 12+, Mon-Sun, 12 Mid-6 AM
Wom 18-24:	Women 18-24, Mon-Sun, 6 AM-12 Mid
Wom 18-34:	Women 18-34, Mon-Sun, 6 AM-12 Mid
Wom 25-34:	Women 25-34, Mon-Sun, 6 AM-12 Mid
Wom 18-49:	Women 18-49, Mon-Sun, 6 AM-12 Mid
Wom 25-54:	Women 25-54, Mon-Sun, 6 AM-12 Mid
Men 18-24:	Men 18-24, Mon-Sun, 6 AM-12 Mid
Men 18-34:	Men 18-34, Mon-Sun, 6 AM-12 Mid
Men 25-34:	Men 25-34, Mon-Sun, 6 AM-12 Mid
Men 18-49:	Men 18-49, Mon-Sun, 6 AM-12 Mid
Men 25-54:	Men 25-54, Mon-Sun, 6 AM-12 Mid

If a station's call letters are followed by a > symbol, there is a very large difference (more than 40%) between that station and the station that follows it in the rankings. A >> means there is a huge difference between the marked station and the next ranked station – around 10 shares or the marked station has twice as much audience as the next one. In a few cases, you'll see a >>>, which means the marked station has triple the audience of (or a lead of 15 shares over) the next ranked station. Conversely, the < symbol indicates the marked station has a very small lead over the next-ranked station – 10 % or less.

Stations from inside and outside the metro that have relatively small average quarter-hour audiences are found under "Other Rated Stations." For them, we show only their call letters/band identifier, format, frequency, city of license, metro 12+ total week share and metro 12+ come rating. If a station is listed here, it's usually not a significant factor in the market.

Next is the Consolidation Report, which provides summed 12+ and 25-54 audience shares and the share of last year's revenue accountable to consolidated radio operations in the market. Here's an example:

	12+	25-54	Revenue
Rubber City Radio	15.0%	15.8%	49.7%
WAKR-AM, WONE-FM, WQMX-FM			

The three operations owned by a local firm, WAKR, WONE-F and WQMX-F together attracted 15.0% of the 12+ total week metro audience and 15.8% of the adults 25-54 total week metro audience, as well as 49.7% of last year's revenue in the market.

In most cases, the consolidated operations presented in this report were in effect during the survey, or were acquisitions announced sometime during the survey period.

The last two sections provide an update on station facilities and happenings in the market. For example, here are sample listings from Akron:

WAKR	1590	5 kw (DA-N)	Talk /Full Service	Westwd, ABC, ESPN	\$37.00	Christal	Rubber City
WKDD	96.5	50 kw @ 441	CHR/AC		\$80.00	D&R	Cir Chnl, pend.

The facilities data (power, directionality, antenna height) are taken from the FCC technical files. In this case, the AM, WAKR, operates on 1590 with 5,000 watts fulltime, with a directional antenna at night. Abbreviations you may find accompanying AM stations' power information are:

Days	Daytime-only operation
DA, Days	Directional daytime-only operation
DA-N	Directional antenna at night only (non-directional days)
DA-1	Same directional pattern day and night
DA-2	Different directional patterns day and night
DA-D	Fulltimer that's directional only during the day (very uncommon)

WAKR has a Talk and Information format we call Talk/Full Service.

Next comes the station's network affiliation if it has one:

ABC	ABC (includes former SMN)	Source	Westwood One Source
AMFM	AM/FM Radio	SRN	Salem Radio Network
AP	Associated Press Radio	Talknt, Tiknt	Westwood One Talknet Radio
AURN	American Urban Radio	TARN	Talk America Radio Network
BNN	Business News Network	UBN	United Broadcasting Network
Car	Cadena Caracol Network	Unica	Radio Unica Network
CBS	CBS	JPI	United Press International Radio
CNN	Westwood One CNN+	USA	USA Radio
JRN, Jones	Jones Radio Networks	Westwd, WW1	Westwood One
SBUSA	Sports Byline USA	1-on-1, 1/1	One-on-One Sports Radio

The spot rate is our estimate of each station's average unit rate. The unit rate estimate is what we project is the average rate for all spots run on the station. This estimate usually is derived by taking the station's gross billings and working backwards, with a formula based on spots per hour, the percentage of inventory sold and other factors. This figure usually is updated only every other year.

Following spot rate are the station's national sales representative firm (if any), the station's group ownership (if any) and its city of license if it's somewhat removed from the population core of the metro.

In the case of the FM, WKDD here, the only differences occur in the facilities section. For an FM, we present the station's licensed effective radiated power (ERP) and antenna height above average terrain.

The next-to-last section for each market is "Notes," in which we attempt to provide a thumbnail sketch of significant changes in the radio market, including:

Call letter changes – both old and new of stations which have changed their identity since the last issue of American Radio, with a date of change, if available.

Major format changes – with indication of their old and new place within our format categories.

Station sales – proposed sales in each market, with price and broker, where possible. In some cases, the price has been estimated by Jim Duncan. Please understand these sales may not necessarily close.

Miscellaneous comments – relevant comments and observations which come to mind as we prepare the book.

We hope you find this edition of American Radio interesting and useful. Let us know what you think and any improvements you'd like to see.

AKRON

Arbitron Rank: 68 **Pop (12+):** 578,200
MSA Rank: 78
MSA Pop: 687,000
DMA: Cleveland (#13)
Average Persons Rating: 16.3
Market TSL in Hours: 21.50

Stations: 30 / 6
Diaries: 1,885 / 307:1 / 56.6%
Sample Target: 1,760
% Below Line: 55.7
% Not Listed: 16.2
Pop per Station: 96,367

Last Year's Revenue: \$19,500,000
Household Income: \$45,797
Total Retail Sales: \$7.8 Bil.
#1 Biller: WKDD-F \$5,100,000
#1 Billing Portfolio: Rubber City \$9,700,000

12+ Metro	Format	Wlnter 00 1/4 Share	Fall 99	Sum 99	Spg 99	Win 99	4-Book Avg.	12+ Metro Cume / Rtg.	Fall 99	Win 99	12+ TSA AQH / Cume	Revenue Level	
1	WKDD-F	CHR/AC	67 / 7.1	7.1	6.2	6.2	5.1	6.6	1041 / 18.0	18.0	15.8	G	WKDD-F
2	WQMX-F	C	66 / 7.0	7.7	7.6	6.4	5.8	7.2	865 / 15.0	17.5	13.0	F	WQMX-F
3	WMJI-F	O	52 / 5.5	5.7	5.0	5.1	5.9	5.3	903 / 15.6	16.3	14.3		WMJI-F
3	WNIR-F	T	52 / 5.5	4.9	5.3	5.8	6.7	5.4	680 / 11.8	9.6	12.4	E	WNIR-F
5	WDOK-F	SAC	49 / 5.2	5.0	3.9	5.1	5.8	4.8	812 / 14.0	11.2	12.3		WDOK-F
6	WONE-F	AOR	46 / 4.9	4.1	4.7	4.2	2.8	4.5	791 / 13.7	13.5	11.0	E	WONE-F
7	WMMS-F	AOR	39 / 4.1	3.8	3.9	3.7	2.5	3.9	729 / 12.6	10.5	10.5		WMMS-F
8	WNCX-F	CL AOR	38 / 4.0	5.2	4.7	4.6	4.4	4.6	747 / 12.9	14.4	14.2		WNCX-F
9	WNWV-F	J	35 / 3.7	2.8	3.1	3.3	3.2	3.2	502 / 8.7	6.5	7.6		WNWV-F
10	WGAR-F	C	32 / 3.4	3.3	3.9	4.1	3.5	3.7	614 / 10.6	10.5	9.0		WGAR-F
11	WZAK-F	B	31 / 3.3	3.0	3.6	3.5	3.5	3.3	570 / 9.9	9.4	9.4		WZAK-F
11	WENZ-F	B	31 / 3.3	2.1	2.7	3.2	5.3	2.8	606 / 10.5	8.6	14.7		WENZ-F
13	WTAM	N/T	30 / 3.2	3.8	4.7	5.4	3.5	4.3	534 / 9.2	11.9	10.6		WTAM
13	WMVX-F	AC/CHR	30 / 3.2	2.5	2.4	1.7	3.4	2.5	580 / 10.0	10.3	10.7		WMVX-F
15	WAKR	T/FS	29 / 3.1	4.2	4.0	3.7	3.2	3.7	458 / 7.9	9.4	8.6	C	WAKR
15	WRMR	ST	29 / 3.1	2.7	2.2	3.2	3.6	2.8	292 / 5.0	4.3	6.6		WRMR
17	WOAL-F	AC/CHR	22 / 2.3	3.3	2.4	2.7	2.8	2.7	804 / 13.9	12.0	12.0		WOAL-F
18	WKNR	SPRTS	18 / 1.9	2.7	2.0	1.8	1.7	2.1	346 / 6.0	6.4	6.0		WKNR
18	WHOT-F	CHR	18 / 1.9	1.3	1.9	1.2	1.4	1.6	472 / 8.2	7.8	6.7		WHOT-F

12+ FM Share (Metro): 85.35% (676 of 792) (Winter 99: 84.88%)

Teens	18-34	18-49	25-49	25-54	35+	12+ AMD	12+ Mid	12+ PMD	12+ Eve	12+ Wknd
1 WHOT-F	1 WKDD-F >	1 WKDD-F	1 WKDD-F	1 WKDD-F	1 WNIR-F	1 WNCX-F <	1 WKDD-F <	1 WKDD-F	1 WQMX-F	1 WQMX-F
2 WENZ-F >>	2 WMMS-F	2 WQMX-F <	2 WQMX-F <	2 WQMX-F	1 WMJI-F <	2 WKDD-F <	2 WQMX-F	2 WQMX-F	2 WNIR-F <	2 WKDD-F
3 WMMS-F	3 WNCX-F	3 WONE-F	3 WONE-F	3 WONE-F <	3 WQMX-F	3 WQMX-F	2 WNIR-F	3 WMJI-F <	3 WMJI-F <	3 WONE-F <
4 WOAL-F	4 WONE-F <	4 WNCX-F <	4 WNCX-F	4 WMJI-F	4 WOOK-F	4 WMJI-F	4 WOOK-F <	4 WONE-F <	4 WOOK-F <	4 WOOK-F <
4 WKDD-F	5 WQMX-F	5 WMMS-F <	4 WMJI-F	5 WNCX-F	5 WRMR <	5 WAKR	5 WMJI-F <	5 WDOK-F	5 WENZ-F	5 WMJI-F
4 WONE-F	6 WENZ-F	6 WMJI-F	6 WMMS-F	6 WDOK-F <	6 WAKR	6 WNIR-F	6 WONE-F <	6 WMMS-F	6 WKDD-F <	6 WNIR-F <
4 WQMX-F	6 WMVX-F	7 WMVX-F <	6 WMVX-F <	7 WMVX-F <	6 WNWV-F <	6 WOOK-F <	7 WMMS-F <	6 WNIR-F	7 WNWV-F	7 WENZ-F
4 WDOK-F >	8 WZAK-F	8 WDOK-F <	8 WDOK-F <	8 WNIR-F	8 WKDD-F <	8 WONE-F	8 WTAM <	8 WNWV-F	7 WZAK-F <	7 WRMR
	9 WDOK-F	9 WZAK-F	9 WNIR-F	8 WMMS-F <	9 WTAM <	9 WZAK-F	9 WNWV-F	9 WMVX-F <	9 WMMS-F <	7 WGAR-F <
	9 WOAL-F	10 WENZ-F <	9 WZAK-F	10 WZAK-F <	10 WONE-F <	10 WGAR-F <	10 WMVX-F <	10 WENZ-F <	10 WONE-F	10 WNWV-F <
			9 WNWV-F							

Wom 18-24	Wom 18-34	Wom 25-34	Wom 18-49	Wom 25-54	Men 18-24	Men 18-34	Men 25-34	Men 18-49	Men 25-54	12+ Ovmit
1 WKDD-F	1 WKDD-F >	1 WKDD-F >>	1 WKDD-F >	1 WKDD-F	1 WMMS-F >>	1 WMMS-F <	1 WKDD-F <	1 WONE-F <	1 WONE-F <	1 WQMX-F <
2 WENZ-F >	2 WENZ-F	2 WQMX-F	2 WQMX-F	2 WQMX-F	2 WONE-F	2 WNCX-F <	2 WNCX-F	2 WNCX-F <	2 WNCX-F <	2 WMJI-F
3 WDOK-F	3 WQMX-F	3 WZAK-F	3 WDOK-F >	3 WDOK-F	2 WENZ-F	3 WKDD-F	3 WONE-F	3 WMMS-F <	3 WKDD-F	3 WTAM
3 WHOT-F	4 WZAK-F	4 WENZ-F	4 WZAK-F	4 WMJI-F	2 WNCX-F	4 WONE-F >	4 WMMS-F	4 WKDD-F	4 WMJI-F <	4 WAKR
5 WOAL-F	5 WDOK-F	4 WOAL-F	4 WMJI-F	5 WZAK-F	5 WQMX-F >	5 WMVX-F	4 WMVX-F >	5 WQMX-F	5 WQMX-F	4 WNIR-F >
5 WZAK-F	5 WOAL-F	4 WNWV-F	4 WENZ-F	6 WONE-F	6 WKNR	6 WQMX-F >	6 WQMX-F >	6 WMJI-F <	6 WMMS-F	
5 WQMX-F	7 WMVX-F	7 WNCX-F	7 WONE-F	6 WNWV-F	6 WKDD-F >>	7 WENZ-F	7 WRQK-F	7 WMVX-F	6 WMVX-F <	
5 WMMS-F	7 WMMS-F	7 WGAR-F	7 WOAL-F	8 WGAR-F	7 WQAL-F	7 WQAL-F	7 WNIR-F	8 WNIR-F	8 WNIR-F	
5 WMVX-F >>>	7 WHOT-F	7 WDOK-F	9 WNWV-F	8 WOAL-F	9 WRQK-F	7 WQAL-F	7 WQAL-F	9 WQAL-F	9 WQAL-F	
		7 WMVX-F	10 WMVX-F	10 WENZ-F	9 WNIR-F >	9 WNIR-F >	9 WNIR-F >	10 WZAK-F	9 WQAL-F	
		7 WONE-F >	10 WGAR-F	10 WNIR-F				10 WTAM		

AKRON

Other Rated Stations			Metro Share	Cume Rating	TSA AQH Cume	Consolidation Report	12+	25-54	Revenue
WTOU	SPRTS	1350 Akron	0.6	2.0		Rubber City Radio WAKR-AM, WONE-FM, WQMX-FM	15.0 %	15.8 %	49.7 %
Other Rated Stations—Outside Market			Metro Share	Cume Rating	TSA AQH Cume		15.0 %	15.8 %	49.7 %
WCLV-F	CL	95.5 Cleveland	1.3	4.0					
WHBC	FS	1480 Canton	0.4	1.2					
WHBC-F	AC	94.1 Canton	1.0	4.8					
WHK-F	REL	98.1 Canton	0.5	2.5					
WQKT-F	C	104.5 Wooster, OH	0.3	1.2					
WQXK-F	C	105.1 Salem, OH	1.3	4.6					
WRQK-F	AOR	106.9 Canton	1.3	6.4					
WZJM-F	B/O	92.3 Cleveland Heights	1.1	5.0					
WZKL-F	O	92.5 Alliance, OH	0.5	1.8					

AM Stations

WAKR	1590	5 kw (DA-N)	Talk/Full Service	Westwd, ABC, ESPN	\$37.00	Christal	Rubber City
WTOU	1350	5 kw (DA-1)	Sports	ESPN	\$<20.00	D&R	Cir Chnl, pend.

FM Stations

WKDD	96.5	50 kw @ 441	CHR/AC		\$80.00	D&R	Cir Chnl, pend.
WNIR	100.1	1.95 kw @ 390	Talk	CBS	\$51.00	Eastman	Kent
WONE	97.5	12 kw @ 890	AOR		\$71.00	Christal	Rubber City
WQMX	94.9	16.2 kw @ 878	Country		\$63.00	Christal	Rubber City

Notes: Other ranked stations -- See Cleveland or, in the Fall 1999 American Radio, Youngstown . . . 4/00 WTOU and WKDD-F sold by Barnstable to Clear Channel, a transaction related to the AMFM/CCU divestitures to Barnstable (see the Fall 1999 American Radio for details)

FORMAT CODES

AC - Adult Contemporary	J - Jazz and New Adult Contemporary
AC-NR - Modern AC	KIDS - Children's
AOR - Album Oriented Rock	N - News
AOR-NR - New Rock	O - Oldies (50's & 60's)
AOR-P - Progressive AOR	REL - Religion, Christian
B - Black (audience 75%+ Black)	REL-CC - Contemporary Christian
B/AC - Black Adult Contemporary	SAC - Soft Adult Contemporary
B/G - Black Gospel	SP - Hispanic/Spanish
B/O - Black Oldies	SP-C - Hispanic Contemporary
BIZ - Business News & Talk	SP-NT - Hispanic News/Talk/Information
C - Country	SP-R - Hispanic-Regional
C/O - Classic Country	SP-TP - Hispanic-Tropical
CHR - Contemporary Hit Radio, Top 40	SP-VA - Hispanic Variety
CL - Classical	SP-TJ - Tejano
CL AOR - Classic AOR, Classic Rock	SPRTS - Sports
CL HITS - Classic Hits/70's Oldies	ST - Standards, Big Band, Nostalgia
E - Ethnic (usually Foreign Lang.)	T - Talk
EZ - Easy Listening, Beautiful Music	U - Urban (majority of audience is non-white)
FS - Full Service	VA - Variety
G - Gospel	? - Others or Unknown

REVENUE LEVEL CODES

A - Less than \$500,000	E - \$3,000,000 to \$3,999,999	I - \$10,000,000 to \$14,999,999
B - \$500,000 to \$999,999	F - \$4,000,000 to \$4,999,999	J - \$15,000,000 to \$19,999,999
C - \$1,000,000 to \$1,999,999	G - \$5,000,000 to \$6,999,999	K - \$20,000,000 to \$29,999,999
D - \$2,000,000 to \$2,999,999	H - \$7,000,000 to \$9,999,999	L - \$30,000,000+

ALBANY-SCHENECTADY-TROY

Arbitron Rank: 59 Pop (12+): 733,600
 MSA Rank: 67
 MSA Pop: 876,000
 DMA: 52
 Average Persons Rating: 15.5
 Market TSL In Hours: 20.50

Stations: 35 / 32
 Diaries: 2,221 / 330:1 / 55.8%
 Sample Target: 2,030
 % Below Line: 1.1
 % Not Listed: 13.2
 Pop per Station: 22,925

Last Year's Revenue: \$33,700,000
 Household Income: \$49,827
 Total Retail Sales: \$8.7 Bil.
 #1 Biller: WGNA-AF \$6,400,000
 #1 Billing Portfolio
 Clear Channel \$13,865,000

12+ Metro	Format	Winter 00 1/4 Share	Fall 99	Sum 99	Spq 99	Win 99	4-Book Avg.	12+ Metro Cume / Rtg.	Fall 99	Win 99	12+ TSA AQH / Cume	Revenue Level
1	WGNA-F	117 / 10.3	11.3	10.4	9.4	9.6	10.3	1379 / 18.8	19.5	17.5	G*	WGNA-F
2	WGY	99 / 8.7	7.6	7.9	8.1	10.2	8.1	1475 / 20.1	19.3	22.3	F	WGY
3	WYJB-F	SAC	88 / 7.7	7.3	8.1	7.9	7.1	1296 / 17.7	17.2	18.0	E	WYJB-F
3	WFLY-F	CHR	88 / 7.7	6.4	10.1	7.4	7.9	1796 / 24.5	22.2	23.6	F	WFLY-F
5	WPYX-F	AOR	64 / 5.6	6.9	5.8	7.1	6.6	1052 / 14.3	15.3	17.0	F	WPYX-F
6	WQBK-FF	AOR-NR	58 / 5.1	5.8	6.0	6.2	5.8	1183 / 16.1	14.4	18.9	D	WQBK-FF
7	WRVE-F	AC-NR	51 / 4.5	6.2	4.8	3.5	5.6	999 / 13.6	14.4	12.3	D	WRVE-F
8	WTRY-F	O	45 / 3.9	3.0	3.9	3.3	3.8	868 / 11.8	10.9	11.3	C~	WTRY-F
9	WAJZ-F	B	39 / 3.4	3.2	3.4	3.1	2.8	709 / 9.7	8.6	9.1	A	WAJZ-F
10	WHRL-F	AOR-NR	37 / 3.2	2.0	3.2	3.1	2.8	683 / 9.3	5.7	6.3	B	WHRL-F
11	WROW	T	34 / 3.0	1.9	2.1	2.9	2.6	421 / 5.7	5.3	6.0	A	WROW
12	WCPT-FF	AC/CHR	27 / 2.4	2.9	2.8	2.3	3.1	698 / 9.5	9.5	10.5	C	WCPT-FF
13	WXCR-F	CL AOR	26 / 2.3	2.0	3.0	3.1	2.4	598 / 8.2	6.9	8.5	B	WXCR-F
14	WZMR-F	J	24 / 2.1	1.8	1.3	0.9	0.4	354 / 4.8	5.2	1.3		WZMR-F
15	WKLI-F	SAC	23 / 2.0	4.4	3.9	4.2	4.2	457 / 6.2	9.3	9.5	B^	WKLI-F
16	WEQX-F	AOR-NR	22 / 1.9	1.3	1.7	1.8	1.7	533 / 7.3	5.3	6.2		WEQX-F
17	WABT-F	B/O	17 / 1.5	1.6	2.1	2.6	2.3	445 / 6.1	5.2	7.2		WABT-F
17	WPTR	ST	17 / 1.5		0.1	0.2	0.3	228 / 3.1		0.5		WPTR
19	WTMM	SPRTS	15 / 1.3	0.8	0.8	0.4	0.3	249 / 3.4	3.2	2.1	A	WTMM
19	WTRY	O	15 / 1.3	1.2	1.1	0.8	0.9	333 / 4.5	4.2	4.1	-	WTRY
19	WQAR-F	AC	15 / 1.3	0.7	0.7	0.6	0.6	194 / 2.6	2.4	2.5		WQAR-F
22	WUAM-AA	ST	14 / 1.2	0.4	0.7	1.0	0.3	168 / 2.3	1.1	0.8		WUAM-AA
23	WBKK-F	CL	13 / 1.1	1.4	0.9	0.9	0.6	264 / 3.6	3.7	2.0	A	WBKK-F

12+ FM Share (Metro): 79.37% (785 of 989) (Winter 99: 80.28%)

Teens	18-34	18-49	25-49	25-54	35+	12+ AMD	12+ Mid	12+ PMD	12+ Eve	12+ Wknd
1 WFLY-F >>>	1 WFLY-F <	1 WGNA-F	1 WGNA-F >	1 WGNA-F	1 WGY <	1 WGY	1 WGNA-F	1 WGNA-F	1 WFLY-F	1 WGNA-F
2 WAJZ-F >	2 WQBK-FF	2 WFLY-F <	2 WFLY-F <	2 WYJB-F	2 WGNA-F	2 WQBK-FF <	2 WGY	2 WFLY-F	2 WGNA-F <	2 WFLY-F
3 WQBK-FF	3 WPYX-F	3 WPYX-F	3 WYJB-F	3 WFLY-F <	3 WYJB-F >	3 WGNA-F <	3 WYJB-F	3 WYJB-F	3 WAJZ-F	3 WGY <
4 WHRL-F	4 WGNA-F	4 WQBK-FF	3 WPYX-F <	4 WPYX-F	4 WTRY-F	4 WYJB-F <	4 WFLY-F <	4 WGY	3 WGY >	4 WYJB-F >
4 WGNA-F >	5 WHRL-F	5 WYJB-F <	5 WRVE-F	5 WRVE-F <	5 WROW	5 WPYX-F	5 WRVE-F <	5 WRVE-F <	5 WPYX-F <	5 WTRY-F
	6 WAJZ-F <	6 WRVE-F	6 WQBK-FF	6 WGY <	5 WRVE-F <	6 WFLY-F	6 WPYX-F	6 WPYX-F	6 WHRL-F <	6 WAJZ-F <
	7 WRVE-F	7 WGY <	7 WGY	7 WQBK-FF	7 WPYX-F	7 WROW	7 WQBK-FF	7 WHRL-F	7 WYJB-F	7 WPYX-F <
	8 WYJB-F	8 WHRL-F	8 WTRY-F <	8 WTRY-F	8 WFLY-F	8 WRVE-F	7 WTRY-F	8 WTRY-F <	8 WQBK-FF	8 WQBK-FF <
	9 WEQX-F <	9 WTRY-F	9 WHRL-F <	9 WHRL-F	9 WKLI-F	8 WTRY-F	9 WHRL-F	9 WQBK-FF <	9 WZMR-F	9 WRVE-F
		9 WAJZ-F <		10 WCPT-FF <	9 WZMR-F	10 WAJZ-F	10 WROW <	10 WAJZ-F	10 WEQX-F <	10 WHRL-F

Wom 18-24	Wom 18-34	Wom 25-34	Wom 18-49	Wom 25-54	Men 18-24	Men 18-34	Men 25-34	Men 18-49	Men 25-54	12+ Ovrite
1 WFLY-F	1 WFLY-F >	1 WFLY-F >	1 WFLY-F	1 WYJB-F	1 WQBK-FF >	1 WQBK-FF >	1 WQBK-FF	1 WPYX-F <	1 WGNA-F	1 WGY >
2 WAJZ-F	2 WGNA-F	2 WYJB-F	2 WGNA-F	2 WGNA-F <	2 WPYX-F >	2 WPYX-F >	2 WPYX-F >	2 WQBK-FF <	2 WPYX-F	2 WGNA-F >
3 WHRL-F	3 WYJB-F	2 WGNA-F >	2 WYJB-F >	3 WFLY-F	3 WTMM	3 WFLY-F <	3 WFLY-F	3 WGNA-F >	3 WQBK-FF	3 WFLY-F
3 WPYX-F	3 WPYX-F	4 WRVE-F	4 WRVE-F	4 WRVE-F	3 WAJZ-F	4 WHRL-F	4 WGNA-F	4 WGY	4 WGY	4 WYJB-F
5 WGNA-F	5 WAJZ-F <	5 WCPT-FF	5 WPYX-F	5 WTRY-F	3 WFLY-F	5 WGNA-F	4 WHRL-F	5 WXCR-F	5 WRVE-F	
5 WQBK-FF >	6 WRVE-F	6 WQBK-FF	6 WTRY-F <	6 WGY <	6 WHRL-F	5 WTMM	6 WTMM	5 WRVE-F <	6 WXCR-F	
	6 WQBK-FF	6 WPYX-F	7 WAJZ-F <	7 WPYX-F	6 WEQX-F	7 WXCR-F	7 WXCR-F	7 WGY	7 WFLY-F	
	8 WHRL-F	8 WHRL-F	8 WCPT-FF	8 WCPT-FF	6 WXCR-F >	8 WAJZ-F	7 WXCR-F	7 WHRL-F >	7 WHRL-F	
			8 WQBK-FF <	9 WZMR-F			7 WRVE-F >		9 WTRY-F	
				9 WQBK-FF					10 WYJB-F	
									10 WCPT-FF	

ALBANY-SCHENECTADY-TROY

Other Rated Stations						Metro Cume			TSA			Consolidation Report		
						Share	Rating	AQH	Cume		12+	25-54	Revenue	
WABY	H/T	1400	Albany	0.3	1.1					Albany	24.4 %	22.0 %	24.0 %	
WBUG-F	C	101.1	Fort Plain	0.7	1.3					WAJZ-FM, WFLY-FM, WIZR-AM, WROW-AM, WYJB-FM, WZMR-FM				
WCOB-F	REL	96.7	Clifton Park	0.4	1.0					Clear Channel	28.2 %	32.2 %	41.1 %	
WGNA	C	1460	Albany	0.1	0.7					WGY-AM, WHRL-FM, WPYX-FM, WRVE-FM, WTRY-FM, WXCR-FM				
WIZR	ST	930	Johnstown	0.5	0.9					Regent, pend.	18.3 %	21.4 %	28.4 %	
WZZM-F	C	93.5	Corinth	0.5	1.0					WABT-FM, WGNA-AM, WGNA-FM, WQBJ-FM, WQBK-FM, WTMM-AM				
Other Rated Stations--Outside Market						Metro	Cume	TSA						
						Share	Rating	AQH	Cume					
WENU-F	ST	101.7	Hudson Falls	0.4	0.8					Tele-Media	4.6 %	4.3 %	5.3 %	
WHTR-F	O	107.1	Hudson Falls	0.4	1.0					WABY-AM, WCPT-FM, WKBE-FM, WKLI-FM				
WJIV-F	REL	101.9	Cherry Valley	0.4	1.2						75.5 %	79.9 %	98.8 %	

AM Stations

Station	Power	Service	Network	Revenue	Channel	Parent	Location
WGY	810	50 kw	Full Service	\$60.00	Cir Chnl	ABC	Schenectady
WPTR	1540	50 kw (DA-1)	Standards	\$ NA	---	---	Crawford
WROW	590	5 kw/1 kw (DA-2)	Talk	\$20.00	Allied	CBS, AP	Albany
WTMM	1300	5 kw (DA-2)	Sports	\$20.00	Cir Chnl	WW1, CBS, ESPN	Rensselaer
WTRY	980	5 kw (DA-N)	Oldies	\$<20.00	Katz	AMFM	Troy
WUAM	900	0.25 kw/0.047 kw	Standards	\$ NA	---	ABC	Saratoga Springs
WKZ	1240	1 kw	Simul. WUAM				Schenectady

FM Stations

Station	Power	Service	Network	Revenue	Channel	Parent	Location
WABT	104.5	5 kw @ 351	Black Oldies	\$ NA	Katz	AMFM	Mechanicville
WAJZ	96.3	0.5 kw @ 1119	Black	\$ NA	Allied	ABC	Voorheesville
WBKK	97.7	1.6 kw @ 623	Classical	\$ NA	Allied		Amsterdam
WCPT	100.9	6 kw @ 300	AC/CHR	\$45.00	Christal		
WEOX	102.7	1.27 kw @ 2490	AOR-New Rock	\$<20.00	---	AP, ABC	Manchester, VT
WFLY	92.3	17 kw @ 850	CHR	\$71.00	Allied	ABC	Albany
WGNA	107.7	12 kw @ 984	Country	\$102.00	Katz	AMFM	Regent, pend.
WHRL	103.1	6 kw @ 325	Jazz	\$<20.00	Cir Chnl	CBS	Clear Channel
WKBE	100.3	1.45 kw @ 1312	Simul. WCPT-F				Warrensburg
WKLI	94.5	3 kw @ 328	Standards	\$20.00	Christal		Ravena
WPYX	106.5	16 kw @ 902	AOR	\$71.00	Eastman	AMFM	Clear Channel
WQAR	101.3	2.9 kw @ 469	AC	\$ NA	Allied	ABC	WUAM/WKZ
WQBJ	103.5	50 kw @ 492	Simul. WQBK-F				Cobleskill
WQBK	103.9	6 kw @ 300	AOR - New Rock	\$47.00	Cir Chnl	CBS, Westwd	Regent, pend.
WRVE	99.5	15 kw @ 927	Modern AC	\$51.00	Cir Chnl	ABC	Clear Channel
WTRY	98.3	6 kw @ 328	Oldies	\$ NA	Katz	AMFM	Clear Channel
WXCR	102.3	4.1 kw @ 387	Classic AOR	\$22.00	Cir Chnl	Westwd	Clear Channel
WYJB	95.5	12 kw @ 1023	Soft AC	\$56.00	Allied		Albany
WZMR	104.9	0.57 kw @ 1050	Jazz	\$ NA	---		Albany

Notes: Combined revenue stations: * WGNA included with WGNA-F; ^ WABY included with WKLI-F; ~ WTRY included with WTRY-F

ALBUQUERQUE

Arbitron Rank: 72 Pop (12+): 553,700
 MSA Rank: 80
 MSA Pop: 687,000
 DMA: 49
 Average Persons Rating: 15.7
 Market TSL in Hours: 20.75

Stations: 33 / 31
 Diaries: 1,721/ 322:1/ 52.8%
 Sample Target: 1,700
 % Below Line: 0.7
 % Not Listed: 12.3
 Pop per Station: 17,861

Last Year's Revenue: \$37,700,000
 Household Income: \$43,191
 Total Retail Sales: \$8.3 Bil.
 #1 Blitter: KRST-F \$6,285,000
 #1 Billing Portfolio
 Citadel \$20,220,000

12+ Metro	Format	Winter 00 1/4 Share	Fall 99	Sum 99	Spq 99	Win 99	4-Book Avg.	12+ Metro Cume / Rtg.	Fall 99	Win 99	12+ TSA AQH / Cume	Revenue Level	
1	KRST-F	80 / 9.2	9.7	9.4	8.3	9.3	9.2	1088 / 19.7	19.5	20.7		G	KRST-F
2	KKOB	71 / 8.2	8.2	8.2	8.1	9.3	8.2	1022 / 18.5	18.7	19.9		G	KKOB
3	KHFM-F	52 / 6.0	4.2	4.5	4.9	5.0	4.9	618 / 11.2	9.9	10.4		C	KHFM-F
4	KMGA-F	50 / 5.8	5.4	5.7	5.1	4.2	5.5	807 / 14.6	13.1	12.6		D	KMGA-F
5	KZRR-F	43 / 5.0	6.6	5.1	4.5	5.6	5.3	813 / 14.7	14.7	12.1		D	KZRR-F
6	KTEG-F	AOR-NR	36 / 4.2	4.6	3.8	3.9	4.7	719 / 13.0	13.4	13.5		C	KTEG-F
6	KIOT-F	CL AOR	36 / 4.2	3.4	3.9	4.3	3.8	726 / 13.1	11.3	11.2		C	KIOT-F
8	KPEK-F	AC-NR	35 / 4.0	4.2	6.0	5.0	6.2	778 / 14.0	15.4	18.7		D	KPEK-F
8	KKOB-F	AC	35 / 4.0	4.0	4.2	5.7	4.6	850 / 15.3	15.2	15.1		D	KKOB-F
10	KYLZ-F	CHR/U	33 / 3.8	3.6	2.7	4.1	3.0	696 / 12.6	12.2	10.8		A	KYLZ-F
11	KTBL-F	C/O	31 / 3.6	4.3	5.5	3.8	3.5	581 / 10.5	12.0	12.1		C	KTBL-F
11	KKSS-F	CHR/U	31 / 3.6	3.2	3.0	4.4	4.1	711 / 12.8	12.3	12.9		C	KKSS-F
13	KMMG-F	B/O	25 / 2.9	2.5	3.2	2.7	3.0	589 / 10.6	8.6	9.3		A	KMMG-F
14	KABG-F	O	22 / 2.5	2.6	2.7	1.5	2.2	484 / 8.7	7.0	7.2		A	KABG-F
15	KLSK-F	CL HITS	19 / 2.2	1.9	1.7	2.5	2.3	573 / 10.4	8.9	9.0		C	KLSK-F
15	KIVA	ST	19 / 2.2	1.9	1.6	3.5	2.5	216 / 3.9	4.5	5.5		A	KIVA
17	KLVO-F	SP-C	18 / 2.1	3.1	2.5	3.4	3.0	275 / 5.0	6.6	6.5		C	KLVO-F
18	KZKL-F	O	16 / 1.8	2.1	2.8	1.6	2.2	336 / 6.1	6.7	6.9		C	KZKL-F
18	KCHO-F	CHR	16 / 1.8	2.5	2.6	1.7	1.7	463 / 8.4	10.9	5.9		B	KCHO-F
20	KSYU-F	SAC	13 / 1.5	1.4	0.4			257 / 4.6	3.7				KSYU-F
21	KNML	SPRTS	11 / 1.3	1.3	0.7	1.0	1.1	225 / 4.1	4.6	3.7		B*	KNML

12+ FM Share (Metro): 82.50% (627 of 760) (Winter 99: 80.99%)

Teens	18-34	18-49	25-49	25-54	35+	12+ AMD	12+ Mid	12+ PMD	12+ Eve	12+ Wknd
1 KYLZ-F <	1 KZRR-F	1 KRST-F	1 KRST-F	1 KRST-F	1 KKOB	1 KRST-F	1 KKOB <	1 KRST-F >	1 KMGA-F <	1 KRST-F <
2 KKSS-F >	1 KRST-F <	2 KZRR-F	2 KMGA-F	2 KMGA-F <	2 KRST-F	2 KKOB >	2 KRST-F >	2 KKOB <	2 KRST-F <	2 KHFM-F
3 KTEG-F	3 KTEG-F <	3 KMGA-F	2 KZRR-F	3 KZRR-F	3 KHFM-F	3 KZRR-F	3 KMGA-F <	3 KMGA-F <	3 KYLZ-F <	3 KMGA-F <
4 KCHO-F >>	4 KPEK-F >	4 KIOT-F <	4 KIOT-F	4 KIOT-F	4 KMGA-F	4 KHFM-F <	4 KHFM-F <	4 KHFM-F	4 KHFM-F	4 KKOB
5 KMGA-F	5 KPEK-F <	5 KKOB-F	4 KKOB	5 KIOT-F <	5 KKOB-F <	5 KZRR-F <	5 KIOT-F	5 KTEG-F	5 KTEG-F <	5 KTEG-F <
5 KKSS-F	6 KKOB-F	6 KPEK-F	6 KKOB-F	6 KTBL-F	6 KMGA-F	6 KMGA-F	6 KKOB-F	5 KPEK-F <	5 KKSS-F	6 KIOT-F <
5 KYLZ-F <	7 KTEG-F	7 KKOB	7 KPEK-F	7 KKOB-F <	7 KTEG-F <	7 KPEK-F <	7 KYLZ-F <	7 KRST-F	7 KYLZ-F	7 KRST-F
8 KKOB-F	8 KKOB	8 KMMG-F	8 KMMG-F <	8 KABG-F	8 KPEK-F <	8 KIOT-F <	8 KZRR-F	8 KIOT-F	7 KKSS-F <	7 KYLZ-F
9 KMMG-F >	8 KMMG-F	9 KTBL-F	9 KTBL-F <	9 KZRR-F	9 KTBL-F <	9 KTBL-F	8 KTEG-F	9 KZRR-F	9 KZRR-F <	9 KZRR-F <
10 KIOT-F	10 KTBL-F <	10 KLSK-F <	10 KLSK-F	9 KIVA	10 KIOT-F <	10 KTEG-F	10 KKSS-F <	9 KPEK-F	10 KPEK-F	10 KPEK-F

Wom 18-24	Wom 18-34	Wom 25-34	Wom 18-49	Wom 25-54	Men 18-24	Men 18-34	Men 25-34	Men 18-49	Men 25-54	12+ Ovrmte
1 KYLZ-F	1 KRST-F	1 KRST-F >	1 KRST-F	1 KRST-F	1 KTEG-F	1 KZRR-F	1 KZRR-F >>	1 KZRR-F	1 KZRR-F	1 KKOB >
1 KTEG-F	2 KPEK-F	2 KMGA-F	2 KMGA-F	2 KMGA-F >	2 KKSS-F >>	2 KTEG-F	2 KPEK-F	2 KIOT-F	2 KIOT-F	2 KRST-F >
1 KRST-F	3 KTEG-F	3 KKOB-F	3 KKOB-F	3 KKOB-F	3 KRST-F	3 KPEK-F	3 KRST-F	3 KRST-F	3 KKOB	3 KZRR-F <
4 KPEK-F	4 KMGA-F	4 KKOB-F	3 KPEK-F >	4 KPEK-F	3 KZRR-F	4 KKSS-F	4 KMGA-F	4 KTEG-F <	3 KRST-F >	4 KTEG-F
5 KKSS-F	5 KKOB-F	5 KZRR-F	5 KMMG-F	5 KKOB <	3 KYLZ-F >	4 KRST-F	4 KHTL	5 KKOB	5 KMGA-F <	5 KYLZ-F
5 KZRR-F	6 KMMG-F	6 KTEG-F	6 KHFM-F	6 KHFM-F	6 KPEK-F	6 KYLZ-F	4 KIOT-F	6 KPEK-F <	6 KKOB-F	
5 KYLZ-F	6 KTEG-F	7 KHFM-F	6 KMMG-F	6 KMMG-F	6 KRQS-F >>	7 KMGA-F	4 KKOB-F	7 KMGA-F	7 KTBL-F	
8 KKSS-F		7 KYLZ-F	8 KTBL-F	8 KTBL-F	7 KIOT-F	7 KIOT-F	4 KTEG-F	8 KKOB-F <	7 KPEK-F	
8 KMMG-F >		7 KZRR-F	9 KIOT-F	9 KIOT-F	7 KRQS-F	4 KNML	9 KTBL-F	9 KLSK-F	9 KLSK-F	
10 KCHO-F						4 KRQS-F	9 KMMG-F	9 KMMG-F	9 KMMG-F	
							9 KTEG-F	9 KTEG-F	9 KTEG-F	

ALBUQUERQUE

Other Rated Stations				Metro Share	Cume Rating	TSA AQH Cume	Consolidation Report			
							12+	25-54	Revenue	
KABQ	SP-R	1350	Albuquerque	0.5	1.1		American General	11.3 %	10.3 %	6.0 %
KBTK	T	1310	Corrales	0.7	2.2		KABG-FM, KARS-AM, KKIM-AM, KLVO-FM, KMMG-FM, KYLZ-FM			
KDEF	T	1150	Albuquerque	0.3	1.3		Citadel	38.7 %	37.8 %	53.6 %
KEXT-F	SP-R	104.7	Bosque Farm	0.5	1.5		KHFM-FM, KHTL-AM, KKOB-AM, KKOB-FM, KMGF-FM, KNML-AM, KRST-FM, KTBL-FM			
KHTL	T	920	Albuquerque	0.6	1.6		Clear Channel	18.4 %	20.9 %	20.9 %
KNKT-F	REL	107.1	Armijo	0.9	4.1		KABQ-AM, KEXT-FM, KLSK-FM, KPEK-FM, KSYU-FM, KTEG-FM, KXKS-AM, KZRR-FM			
KRQS-F	AOR	101.3	Albuquerque	1.0	5.4		Simmons	11.1 %	7.2 %	13.4 %
KRZY	SP-R	1450	Albuquerque	1.0	1.0		KBTK-AM, KCHQ-FM, KDZZ-AM, KIVA-AM, KKSS-FM, KRQS-FM, KZKL-FM			
KRZY-F	SP-C	105.9	Santa Fe	1.0	2.1					
KXKS	SP	1190	Albuquerque	0.6	1.1					
								79.5 %	76.2 %	93.9 %

Other Rated Stations--Outside Market				Metro Share	Cume Rating	TSA AQH Cume
KBAC-F	AOR-P	98.1	Las Vegas, NM	0.3	1.7	
KBOM-F	O	106.7	Los Alamos, NM	0.3	2.0	

AM Stations

KIVA	1600	10 kw/0.128 kw	Standards	CNN	\$ < 20.00	Katz	Simmons
KKOB	770	50 kw (DA-N)	Full Service	ABC	\$ 70.00	Mc-Guild	Citadel
KNML	1050	1 kw/0.5 kw (DA-2)	Sports	CBS, 1-on-1, WW1	\$ NA	---	Citadel

FM Stations

KABG	98.5	100 kw @ 1781	Oldies		\$ NA	Christal	American General	Los Alamos
KCHQ	105.1	100 kw @ 1936	CHR	Jones	\$ < 20.00	Katz	Simmons	Santa Fe
KHFM	96.3	20 kw @ 4133	Classical		\$ 40.00	Allied	Citadel	
KIOT	102.5	50 kw @ 371	Classic AOR		\$ 30.00	Katz	Simmons	Los Lunas
KKOB	93.3	21.5 kw @ 4150	AC		\$ 65.00	Mc-Guild	Citadel	
KKSS	97.3	100 kw @ 1875	CHR/Urban		\$ 44.00	D&R	Simmons	Santa Fe
KLSK	104.1	100 kw @ 1875	Classic Hits	ABC	\$ 23.00	Eastman	Clear Channel	Santa Fe
KLVO	97.7	100 kw @ 860	Hispanic Contemp.		\$ < 20.00	Lotus	American General	Belen
KMGF	99.5	22.5 kw @ 4130	Soft AC	Westwd	\$ 56.00	Christal	Citadel	
KMMG	95.5	19 kw @ 1791	Black Oldies		\$ NA	Christal	American General	Los Alamos
KPEK	100.3	22.5 kw @ 4107	Modern AC		\$ 29.00	Eastman	Clear Channel	
KRQS	101.3	6 kw @ 328	AOR	Westwd	\$ NA	Katz	Simmons	
KRST	92.3	22 kw @ 4160	Country		\$ 97.00	Mc-Guild	Citadel	
KRZY	105.9	100 kw @ 1936	Hispanic		\$ NA	Caballero	Entravision	Santa Fe
KSYU	95.1	100 kw @ 433	Soft AC		\$ NA	Eastman	Clear Channel	Corrales
KTBL	103.3	20.5 kw @ 4186	Classic Country		\$ 27.00	Mc-Guild	Citadel	
KTEG	107.9	22.5 kw @ 4131	AOR-New Rock		\$ 31.00	Banner	Clear Channel	
KYLZ	106.3	100 kw @ 860	CHR/Urban		\$ NA	---	American General	Los Lunas
KZKL	101.7	3 kw @ 92	Oldies		\$ 40.00	Katz	Simmons	Rio Rancho
KZRR	94.1	22.5 kw @ 4130	AOR		\$ 52.00	Eastman	Clear Channel	

Notes: * KNML revenue level includes KHTL revenue . . . 3/00 KIVA moved from 1580 to 1600 with 10 kw/0.128 kw (non-directional) . . . 4/00 The KNML calls and Sports format moved from 1050 to 610; the KHTL calls and Talk format moved from 920 to 1050; the KSVF calls and Religion format moved from 610 to 920

ALLENTOWN-BETHLEHEM

Arbitron Rank: 67 **Pop (12+):** 607,200
MSA Rank: 86
MSA Pop: 615,000
DMA: Philadelphia DMA (#4)
Average Persons Rating: 16.7
Market TSL In Hours: 22.25

Stations: 39 / 13
Diaries: 1,886/ 322:1/ 56.3%
Sample Target: 1,790
% Below Line: 20.0
% Not Listed: 12.1
Pop per Station: 46,708

Last Year's Revenue: \$24,700,000
Household Income: \$50,780
Total Retail Sales: \$6.4 Bil.
#1 Biller: WAEB-F \$5,700,000
#1 Billing Portfolio
Clear Channel \$12,220,000

12+ Metro	Format	Winter 00 1/4 Share	Fall 99	Sum 99	Spq 99	Win 99	4-Book Avg.	12+ Metro Cume / Rtg.	Fall 99	Win 99	12+ TSA AQH / Cume	Revenue Level	
1 WAEB-F	CHR	126 / 12.4	13.7	12.1	13.2	11.7	12.9	1826 / 30.1	32.4	29.1		G	WAEB-F
2 WCTO-F	C	114 / 11.2	12.0	11.1	10.9	10.5	11.3	1196 / 19.7	21.5	20.1		E	WCTO-F
3 WODE-F	O	96 / 9.5	9.1	7.9	7.7	8.8	8.5	1384 / 22.8	22.0	22.2		F	WODE-F
3 WLEV-F	AC	96 / 9.5	8.9	8.8	9.6	8.1	9.2	1188 / 19.6	19.5	17.8		F	WLEV-F
5 WZZO-F	AOR	91 / 9.0	9.1	10.5	9.6	10.3	9.5	1188 / 19.6	18.4	21.4		F	WZZO-F
6 WKAP	ST	57 / 5.6	3.5	6.8	4.7	5.9	5.2	550 / 9.1	8.2	8.3		A	WKAP
7 WAEB	T	45 / 4.4	4.8	3.4	3.0	4.9	4.1	683 / 11.2	12.1	13.1		C	WAEB
8 WEST	ST	28 / 2.8	2.0	1.9	2.3	1.5	2.2	253 / 4.2	3.7	3.6		A	WEST
9 WYSP-F	T/CL AOR	25 / 2.5	2.7	2.9	2.4	2.5	2.6	550 / 9.1	8.0	9.3			WYSP-F
10 WIOQ-F	CHR	16 / 1.6	1.3	1.1	1.1	0.7	1.3	410 / 6.8	7.3	6.0			WIOQ-F

12+ FM Share (Metro): 77.69% (693 of 892) (Winter 99: 77.05%)

Teens	18-34	18-49	25-49	25-54	35+	12+ AMD	12+ Mid	12+ PMD	12+ Eve	12+ Wknd
1 WAEB-F >>>	1 WAEB-F <	1 WAEB-F	1 WAEB-F <	1 WAEB-F	1 WCTO-F <	1 WAEB-F	1 WAEB-F <	1 WAEB-F	1 WAEB-F >	1 WCTO-F
2 WODE-F	2 WZZO-F >	2 WZZO-F	2 WZZO-F	2 WZZO-F	2 WODE-F	2 WCTO-F	2 WLEV-F <	2 WCTO-F	2 WZZO-F <	2 WAEB-F
3 WZZO-F	3 WCTO-F	3 WCTO-F <	3 WCTO-F <	3 WCTO-F <	3 WLEV-F	3 WZZO-F <	3 WCTO-F <	3 WODE-F <	3 WLEV-F <	3 WODE-F
4 WIOQ-F >>	4 WLEV-F >	4 WLEV-F	4 WLEV-F	4 WLEV-F <	4 WAEB-F <	4 WODE-F <	4 WODE-F <	4 WLEV-F <	4 WCTO-F	4 WZZO-F <
	5 WYSP-F	5 WODE-F >	5 WODE-F >	5 WODE-F >>	5 WKAP	5 WLEV-F >	5 WZZO-F >	5 WZZO-F >	5 WODE-F >>	5 WLEV-F
	6 WODE-F	6 WYSP-F >	6 WYSP-F >	6 WYSP-F	6 WAEB <	6 WAEB <	6 WKAP	6 WKAP >	6 WIOQ-F <	6 WKAP >>
	6 WUSL-F	7 WAEB >	7 WAEB >	7 WAEB >	7 WZZO-F	7 WYSP-F	7 WAEB >>	7 WAEB >>	7 WKAP	7 WEST
					8 WEST >>	8 WKAP >		8 WEST	8 WEST	8 WAEB

Wom 18-24	Wom 18-34	Wom 25-34	Wom 18-49	Wom 25-54	Men 18-24	Men 18-34	Men 25-34	Men 18-49	Men 25-54	12+ Ovrnite
1 WAEB-F >	1 WAEB-F >>	1 WAEB-F >>	1 WAEB-F >	1 WAEB-F >	1 WZZO-F >	1 WZZO-F >>	1 WZZO-F >>>	1 WZZO-F >>	1 WZZO-F >	1 WAEB-F >
2 WCTO-F	2 WLEV-F	2 WLEV-F	2 WLEV-F <	2 WLEV-F	2 WAEB-F >>	2 WAEB-F	2 WAEB-F <	2 WCTO-F	2 WCTO-F	2 WZZO-F <
3 WLEV-F	3 WCTO-F >	3 WCTO-F	3 WCTO-F >	3 WCTO-F	3 WCTO-F	3 WCTO-F	3 WAEB-F	3 WCTO-F	2 WODE-F	3 WCTO-F
4 WODE-F	4 WZZO-F >	4 WZZO-F >>	4 WODE-F	4 WODE-F >	3 WUSL-F	4 WYSP-F >	4 WYSP-F >	4 WODE-F	4 WAEB-F <	4 WODE-F <
5 WIOQ-F >	5 WODE-F	5 WLCE-F	5 WZZO-F >>	5 WZZO-F >	3 WIOQ-F >	5 WLEV-F	5 WLEV-F	5 WYSP-F	5 WLEV-F	5 WKAP
6 WZZO-F	6 WUSL-F	5 WUSL-F	6 WAEB	6 WAEB >	6 WLEV-F	6 WUSL-F	5 WLEV-F >>	5 WLEV-F >>	6 WYSP-F >	6 WAEB >
6 WUSL-F >>	6 WIOQ-F	5 WSBG-F >	6 WIOQ-F		6 WYSP-F >>		7 WAEB	7 WAEB >	7 WAEB >	7 WLEV-F

Other Rated Stations				Metro Share	Cume Rating	TSA AQH Cume	Other Rated Stations--Outside Market				Metro Share	Cume Rating	TSA AQH Cume
WEEX	T	1230	Easton	0.4	1.6	KYW	N	1060	Philadelphia	1.1	5.2		
WGPA	VA	1100	Bethlehem	0.8	2.0	WABC	T	770	New York	0.6	2.6		
WRNJ	O	1510	Hackettstown, NJ	1.0	1.3	WBEB-F	AC	101.1	Philadelphia	0.5	2.4		
WTKZ	SP-C	1320	Allentown	0.6	1.0	WBYN-F	REL	107.5	Boyertown, PA	0.7	2.9		
WYNS	C	1160	Lehighton	0.9	2.5	WFAN	SPRTS	660	New York	0.7	2.0		
						WHCY-F	C	106.3	Blairstown, NJ	0.6	1.8		
						WJJZ-F	J	106.1	Philadelphia	0.6	2.7		
						WKRZ-F	CHR	98.5	Wilkes Barre	0.6	3.9		
						WKXW-F	T	101.5	Trenton, NJ	0.7	2.9		
						WLCE-F	CL HITS	104.5	Philadelphia	1.0	4.6		
						WMGK-F	CL HITS	102.9	Philadelphia	1.1	5.1		
						WMGS-F	AC	92.9	Wilkes Barre	0.4	1.1		
						WNEW-F	T	102.7	New York	0.4	1.3		
						WNNJ-F	CL HITS	103.7	Newton, NJ	0.4	1.5		
						WOR	T	710	New York	0.8	2.4		
						WPLJ-F	CHR/AC	95.5	New York	0.4	2.3		
						WPLY-F	CHR-NR	100.3	Media, PA	0.4	2.3		
						WPST-F	CHR	97.5	Trenton, NJ	0.5	4.5		
						WSBG-F	CHR	93.5	Stroudsburg, PA	0.9	3.0		
						WUSL-F	B	98.9	Philadelphia	1.4	5.3		
						WWDB-F	T	96.5	Philadelphia	0.5	2.0		
						WYYY-F	C	107.1	Belvidere, NJ	1.2	3.6		
						WXRK-F	T/NR	92.3	New York	0.6	1.7		

ALLENTOWN-BETHLEHEM

Consolidation Report	12+	25-54	Revenue
Citadel WCTO-FM, WLEV-FM	20.7 %	22.1 %	31.6 %
Clear Channel WAEB-AM, WAEB-FM, WKAP-AM, WZZO-FM	31.4 %	31.2 %	49.5 %
	52.1 %	53.3 %	81.1 %

AM Stations

WAEB	790	3.8 kw/1.5 kw (DA-2)	Talk	CBS, Westwd	\$35.00	Katz	Clear Channel	
WEST	1400	1 kw	Standards	ABC	\$<20.00	--		Easton
WKAP	1470	5 kw (DA-N)	Standards	ABC, Westwd	\$<20.00	Katz	Clear Channel	

FM Stations

WAEB	104.1	50 kw @ 500	CHR		\$80.00	Katz	Clear Channel	
WCTO	96.1	50 kw @ 500	Country		\$53.00	Mc-Guild	Citadel	
WLEV	100.7	11 kw @ 1073	AC		\$91.00	Mc-Guild	Citadel	
WODE	99.9	50 kw @ 449	Oldies	Westwd	\$71.00	Clr Chnl	Nassau, pend.	Easton
WZZO	95.1	30 kw @ 630	AOR		\$83.00	Katz	Clear Channel	

Notes: Other ranked stations -- See Philadelphia

AUSTIN

Arbitron Rank: 49 Pop (12+): 930,000
 MSA Rank: 54
 MSA Pop: 1,110,000
 DMA: 60
 Average Persons Rating: 14.5
 Market TSL In Hours: 19.50

Stations: 29 / 26
 Diaries: 2,107 / 441:1 / 49.2%
 Sample Target: 2,030
 % Below Line: 2.7
 % Not Listed: 20.3
 Pop per Station: 35,769

Last Year's Revenue: \$62,700,000
 Household Income: \$47,837
 Total Retail Sales: \$13.8 Bil.
 #1 Biller: KASE-F \$9,900,000
 #1 Billing Portfolio
 Clear Channel \$24,600,000

12+ Metro	Format	Winter 00 1/4 Share	Fall 99	Sum 99	Spq 99	Win 99	4-Book Avg.	12+ Metro Cume / Rtg.	Fall 99	Win 99	12+ TSA AQH / Cume	Revenue Level
1 KASE-F	C	109 / 8.1	7.7	8.2	8.4	8.6	8.1	1579 / 17.0	15.3	18.8	H	KASE-F
2 KQBT-F	CHRU	83 / 6.1	6.7	8.1	6.9	5.4	7.0	1190 / 12.8	16.0	14.8	B	KQBT-F
3 KKMJ-F	SAC	72 / 5.3	5.3	5.0	5.5	5.2	5.3	1296 / 13.9	14.2	16.8	G	KKMJ-F
4 KROX-F	AOR-NR	67 / 5.0	3.7	4.2	5.1	3.7	4.5	1325 / 14.2	13.1	13.0	D	KROX-F
5 KGSR-F	AOR-P	66 / 4.9	4.3	4.6	3.4	3.8	4.3	999 / 10.7	9.1	9.1	E	KGSR-F
6 KLBJ	N/T	64 / 4.7	4.3	5.8	5.5	5.3	5.1	1121 / 12.1	12.0	12.1	G	KLBJ
7 KAMX-F	AC-NR	60 / 4.4	5.6	5.6	5.2	5.2	5.2	1465 / 15.8	17.3	17.4	F	KAMX-F
8 KEYI-F	O	57 / 4.2	3.9	3.2	3.6	4.1	3.7	973 / 10.5	10.7	13.0	E	KEYI-F
9 KLBJ-F	AOR	56 / 4.1	4.3	5.4	4.6	4.8	4.6	1092 / 11.7	11.7	13.3	G	KLBJ-F
10 KVET-F	C	50 / 3.7	4.5	5.0	5.5	5.0	4.7	948 / 10.2	11.7	11.9	G	KVET-F
11 KHFI-F	CHR	47 / 3.5	4.6	5.0	5.0	4.7	4.5	1466 / 15.8	19.1	17.6	G	KHFI-F
12 KFMK-F	B/O	46 / 3.4	3.9	3.7	2.8	5.4	3.5	822 / 8.8	8.7	11.4	F	KFMK-F
13 KJFK-F	T	32 / 2.4	1.9	1.5	2.4	1.5	2.0	435 / 4.7	4.8	4.4	C	KJFK-F
14 KPEZ-F	CL AOR	30 / 2.2	2.9	3.4	3.5	4.2	3.0	876 / 9.4	10.2	13.9	E	KPEZ-F
15 KVET	SPRTS	29 / 2.1	2.0	1.7	1.0	1.0	1.7	492 / 5.3	6.8	4.1	C	KVET
16 KELG	SP-C	28 / 2.1	2.2	1.1	1.0	1.0	1.6	247 / 2.7	3.2	1.8	F	KELG
17 KCLB-F	SP-TJ	24 / 1.8	1.5	1.3	1.3	1.5	1.5	303 / 3.3	3.5	4.7	B	KCLB-F
18 KLNC-F	C	21 / 1.6	2.1	1.9	2.1	1.9	1.9	453 / 4.9	7.2	6.4	F	KLNC-F
19 KJCE	B/AC	20 / 1.5	1.3	1.1	0.7	1.4	1.2	344 / 3.7	2.2	2.9	B	KJCE
20 KAHK-F	CL HITS	19 / 1.4	0.8	0.8	0.9	1.4	1.0	525 / 5.6	4.0	5.0	F	KAHK-F
20 KQQA	SP-VA	19 / 1.4	1.2	1.1	0.6		1.1	203 / 2.2	2.2		F	KQQA

12+ FM Share (Metro): 80.80% (871 of 1078) (Winter 99: 85.79%)

Teens	18-34	18-49	25-49	25-54	35+	12+ AMD	12+ Mid	12+ PMD	12+ Eve	12+ Wknd
1 KQBT-F >>	1 KROX-F <	1 KASE-F	1 KASE-F	1 KASE-F	1 KASE-F	1 KASE-F	1 KASE-F	1 KASE-F	1 KQBT-F >	1 KASE-F
2 KROX-F >	2 KQBT-F	2 KGSR-F	2 KGSR-F	2 KGSR-F	2 KLBJ <	2 KVET-F <	2 KLBJ	2 KQBT-F	2 KROX-F	2 KQBT-F <
3 KHFI-F >	3 KAMX-F <	3 KLBJ-F <	3 KKMJ-F	3 KKMJ-F	3 KEYI-F	3 KLBJ-F	3 KKMJ-F	3 KKMJ-F	3 KASE-F	3 KROX-F
4 KAMX-F	4 KASE-F <	4 KKMJ-F <	4 KLBJ-F	4 KLBJ-F	3 KKMJ-F <	4 KKMJ-F <	3 KGSR-F	4 KGSR-F <	4 KKMJ-F	4 KAMX-F <
4 KASE-F >>>	5 KLBJ-F	5 KAMX-F <	5 KAMX-F	5 KAMX-F <	5 KGSR-F	5 KAMX-F <	5 KROX-F <	5 KAMX-F	5 KEYI-F	5 KGSR-F <
6 KHFI-F	6 KROX-F <	6 KFMK-F	6 KFMK-F	6 KFMK-F	6 KVET-F	6 KGSR-F <	6 KQBT-F <	5 KEYI-F <	5 KHFI-F <	6 KKMJ-F
7 KKMJ-F <	7 KQBT-F	7 KLBJ	6 KLBJ	6 KLBJ	7 KFMK-F	7 KLBJ <	7 KEYI-F <	7 KROX-F <	7 KFMK-F	6 KEYI-F
8 KGSR-F	8 KFMK-F <	8 KROX-F <	8 KEYI-F	8 KEYI-F	8 KVET-F	8 KJFK-F <	8 KFMK-F <	8 KLBJ	8 KAMX-F	6 KHFI-F
9 KJFK-F >	9 KHFI-F	9 KJFK-F <	9 KROX-F	9 KROX-F	9 KLBJ-F	9 KEYI-F <	9 KHFI-F <	9 KAMX-F <	9 KHFI-F	9 KVET-F
10 KFMK-F	10 KLBJ <	9 KJFK-F	9 KJFK-F	9 KJFK-F	10 KAMX-F <	10 KQBT-F	10 KLBJ-F	9 KLBJ-F <	10 KGSR-F >	9 KFMK-F <
10 KQQA <						10 KROX-F				

Wom 18-24	Wom 18-34	Wom 25-34	Wom 18-49	Wom 25-54	Men 18-24	Men 18-34	Men 25-34	Men 18-49	Men 25-54	12+ Ovrnile
1 KQBT-F >>	1 KQBT-F <	1 KAMX-F <	1 KASE-F >	1 KASE-F	1 KROX-F >	1 KROX-F	1 KROX-F <	1 KLBJ-F	1 KLBJ-F	1 KASE-F
2 KAMX-F	2 KAMX-F <	2 KASE-F >	2 KKMJ-F	2 KKMJ-F	2 KQBT-F	2 KLBJ-F	2 KROX-F	2 KROX-F	2 KGSR-F	2 KROX-F
2 KASE-F	3 KASE-F <	3 KKMJ-F	2 KAMX-F <	3 KGSR-F	3 KLBJ-F >	3 KQBT-F	3 KJFK-F >	3 KASE-F	3 KLBJ	3 KQBT-F
2 KROX-F	4 KHFI-F	3 KHFI-F	4 KGSR-F	4 KAMX-F <	4 KAMX-F	4 KJFK-F	4 KKMJ-F	3 KGSR-F	3 KASE-F <	4 KKMJ-F
2 KHFI-F >>>	5 KROX-F	5 KFMK-F	5 KQBT-F	5 KFMK-F	4 KASE-F	5 KASE-F <	4 KQBT-F	5 KJFK-F	5 KJFK-F	5 KAMX-F
6 KKMJ-F	5 KGSR-F	6 KFMK-F	6 KEYI-F <	6 KEYI-F <	6 KQQA	6 KAMX-F <	4 KPEZ-F	6 KPEZ-F <	6 KVET	6 KVET
7 KFMK-F	7 KFMK-F	7 KLBJ-F	6 KHFI-F	7 KHFI-F	6 KELG	7 KQQA	7 KAMX-F	7 KLBJ	6 KROX-F	6 KROX-F
7 KGSR-F	8 KQBT-F	8 KROX-F <	8 KLBJ-F	8 KLBJ-F	7 KPEZ-F	7 KPEZ-F	7 KASE-F	7 KQBT-F	6 KPEZ-F <	6 KPEZ-F <
9 KLBJ-F	9 KELG	9 KEYI-F	9 KELG	9 KELG	9 KKMJ-F	7 KGSR-F	7 KGSR-F	9 KKMJ-F <	9 KKMJ-F	9 KKMJ-F
10 KELG >	9 KROX-F	10 KLBJ-F <	9 KLBJ <		10 KGSR-F <	7 KQQA	10 KAMX-F <	10 KEYI-F		

Other Rated Stations	Metro Share	Cume Rating	TSA AQH Cume	Other Rated Stations--Outside Market	Metro Share	Cume Rating	TSA AQH Cume				
KFIT	G	1060	Sunset Valley	0.4	1.0	KISS-F	AOR	99.5	San Antonio	0.8	1.5
KFON	SPRTS	1490	Austin	0.6	1.8	KSAH	SP-C	720	Universal City, TX	1.0	1.4
KIXL	REL	970	Del Valle	0.9	2.7	KXTN-F	SP-TJ	107.5	San Antonio	0.9	1.9
KQQQ-F	SP-VA	92.1	Hutto	0.7	2.0						
KTXZ	SP-C	1560	W. Lake Hills	0.6	1.7						

AUSTIN

Consolidation Report	12+	25-54	Revenue
CBS/Infinity KAMX-FM, KJCE-AM, KKMJ-FM, KQBT-FM	17.3 %	14.7 %	19.3 %
Clear Channel KASE-FM, KFMK-FM, KHFI-FM, KPEZ-FM, KVET-FM	20.9 %	21.1 %	39.2 %
Local, pend. KELG-AM, KFON-AM, KKLB-FM, KTXZ-AM	5.1 %	5.4 %	1.3 %
Radio Austin (JOA) KGSR-FM, KLBJ-AM, KLBJ-FM, KLNC-FM, KROX-FM	20.3 %	21.5 %	26.6 %
	63.6 %	62.7 %	86.4 %

AM Stations

Station	Power	Time	Format	Daypart	Company	City
KELG	1440	0.5 kw (DA-2)	Hispanic Contemp.		\$ NA Caballero	Elgin FM, Elgin
KJCE	1370	5 kw/0.5 kw (DA-2)	Black AC	ABC	\$<20.00 Eastman	CBS/Infinity, Rollingwood
KLBJ	590	5 kw/1 kw (DA-N)	News/Talk	ABC, Westwd	\$78.00 Mc-Guild	Radio Austin
KQQA	1530	10 kw (DA, Days)	Hispanic-Regional		\$ NA Lotus	KQQQ-F, Creedmoor
KVET	1300	5 kw/1 kw (DA-2)	Sports	ABC, CBS, ESPN	\$20.00 Katz	Concord, pend.

FM Stations

Station	Power	Time	Format	Daypart	Company	City
KAHK	107.7	9.1 kw @ 538	Classic Hits	Westwd	\$ NA Sentry	Simmons, Georgetown
KAMX	94.7	50 kw @ 1308	Modern AC		\$45.00 Eastman	CBS/Infinity, Luling
KASE	100.7	100 kw @ 1190	Country		\$190.00 Katz	Clear Channel
KEYI	103.5	100 kw @ 1257	Oldies		\$63.00 Cir Chnl	Hispanic, pend., San Marcos
KFMK	105.9	4.5 kw @ 1302	Black Oldies		\$ NA --	Clear Channel, Round Rock
KGSR	107.1	39 kw @ 499	Progressive AOR		\$56.00 Mc-Guild	Radio Austin, Bastrop
KHFI	96.7	100 kw @ 951	CHR		\$86.00 Cir Chnl	Clear Channel, Georgetown
KJFK	98.9	18.5 kw @ 1814	Talk	Westwd, ABC	\$<20.00 D&R	Shamrock, Lampasas
KKLB	92.5	1.6 kw @ 449	Tejano		\$<20.00 Caballero	Elgin FM, Elgin
KKMJ	95.5	96 kw @ 1001	Soft AC		\$102.00 Eastman	CBS/Infinity
KLBJ	93.7	97 kw @ 1050	AOR		\$95.00 Mc-Guild	Radio Austin
KLNC	93.3	100 kw @ 1949	Country		\$ NA --	Radio Austin, Killeen
KPEZ	102.3	20 kw @ 686	Classic AOR		\$50.00 Cir Chnl	Clear Channel
KQBT	104.3	48 kw @ 492	CHR/Urban		\$ NA Eastman	CBS/Infinity, Taylor
KROX	101.5	100 kw @ 981	AOR - New Rock		\$45.00 Mc-Guild	Radio Austin, Giddings
KVET	98.1	100 kw @ 686	Country	ABC, AMFM	\$50.00 Katz	Clear Channel

Notes: Radio Austin operates the stations owned by LBJ Co. and Sinclair Communications . . . 3/00 KBAE-F (104.9; Marble Falls) sold by Maxagrid to Rodriguez for \$7,650,000 (Media Svcs) . . . 4/00 In a divestiture resulting from the AMFM Clear Channel merger, AMFM sold KVET (AM) to Concord for \$290,000

BAKERSFIELD

Arbitron Rank: 86 **Pop (12+):** 444,700
MSA Rank: 82
MSA Pop: 653,000
DMA: 130
Average Persons Rating: 14.7
Market TSL In Hours: 20.25

Stations: 31 / 26
Diaries: 1,420 / 313:1 / 50.6%
Sample Target: 1,420
% Below Line: 2.7
% Not Listed: 18.0
Pop per Station: 17,104

Last Year's Revenue: \$17,900,000
Household Income: \$36,490
Total Retail Sales: \$4.0 Bil.
#1 Biller: KUZZ-AF \$3,500,000
#1 Billing Portfolio
Mondosphere \$4,120,000

12+ Metro	Format	Winter 00 1/4 Share	Fall 99	Sum 99	Spq 99	Win 99	4-Book Avg.	12+ Metro Cume / Rtg.	Fall 99	Win 99	12+ TSA AQH / Cume	Revenue Level	
1	KUZZ-AF	C	76 / 11.6	11.8	10.3	11.9	10.2	11.4	896 / 20.2	21.5	19.8	E	KUZZ-AF
2	KISV-F	CHR	47 / 7.2	7.2	6.4	5.7	4.2	6.6	759 / 17.1	17.6	13.0	C	KISV-F
3	KRAB-F	AOR	45 / 6.9	5.7	7.2	6.0	5.7	6.4	744 / 16.7	14.3	13.3	C	KRAB-F
4	KERN	NT	40 / 6.1	5.2	5.5	5.9	7.0	5.7	557 / 12.5	13.8	13.0	D	KERN
5	KGFM-F	SAC	36 / 5.5	4.8	6.4	4.3	5.5	5.2	553 / 12.4	10.9	12.0	C	KGFM-F
6	KKBB-F	CL AOR	28 / 4.3	4.3	3.7	4.0	4.5	4.1	408 / 9.2	10.3	8.5	B	KKBB-F
6	KKXX-F	CHR	28 / 4.3	4.9	4.3	5.3	4.6	4.7	662 / 14.9	17.3	13.6	C	KKXX-F
8	KLLY-F	AC/CHR	26 / 4.0	5.1	5.3	5.0	4.2	4.8	612 / 13.8	15.0	11.1	C	KLLY-F
9	KIWI-F	SP-C	25 / 3.8	3.7	4.0	4.3	5.2	4.0	433 / 9.7	8.4	11.4	C	KIWI-F
10	KDFO-F	CL HITS	21 / 3.2	2.7	3.7	3.1	2.8	3.2	300 / 6.7	7.6	6.2		KDFO-F
11	KMYX-F	SP-R	20 / 3.1	1.8	2.4	1.5	1.6	2.2	311 / 7.0	4.4	4.1		KMYX-F
11	KKDJ-F	O	20 / 3.1	3.7	3.7	2.9	1.9	3.3	487 / 10.9	11.3	6.6		KKDJ-F
13	KCWR-F	C/O	17 / 2.6	1.9	2.3	2.4	1.8	2.3	201 / 4.5	4.7	4.4		KCWR-F
14	KGEO	T	15 / 2.3	0.9	0.9	1.2	1.8	1.3	206 / 4.6	3.2	3.6		KGEO
15	KSUV-F	SP-R	14 / 2.1	3.3	2.4	4.7	2.5	3.1	214 / 4.8	5.9	6.4	B	KSUV-F
16	KCOO-F	B/O	10 / 1.5	3.0	3.7	4.1	2.8	3.1	236 / 5.3	7.7	5.7		KCOO-F
16	KNZR	NT	10 / 1.5	1.3	1.8	1.9	1.9	1.6	207 / 4.6	5.5	6.4	A	KNZR
16	KRME-F	SP-C	10 / 1.5	0.7	0.9	1.2	1.3	1.1	162 / 3.7	3.0	4.1		KRME-F

12+ FM Share (Metro): 81.38% (437 of 537) (Winter 99: 75.22%)

Teens	18-34	18-49	25-49	25-54	35+	12+ AMD	12+ Mid	12+ PMD	12+ Eve	12+ Wknd
1 KISV-F >>>	1 KISV-F	1 KUZZ-AF	1 KUZZ-AF >	1 KUZZ-AF >	1 KUZZ-AF >	1 KUZZ-AF	1 KUZZ-AF >	1 KUZZ-AF	1 KISV-F	1 KUZZ-AF >
2 KKXX-F	2 KRAB-F <	2 KRAB-F	2 KGFM-F	2 KGFM-F	2 KERN >	2 KRAB-F	2 KERN	2 KISV-F	2 KRAB-F >	2 KISV-F
2 KRAB-F >>>	3 KUZZ-AF	3 KGFM-F	2 KRAB-F <	2 KRAB-F <	3 KGFM-F	3 KISV-F <	3 KGFM-F	3 KGFM-F <	3 KUZZ-AF	3 KRAB-F
4 KLLY-F <	3 KISV-F	4 KERN <	4 KERN <	4 KKBB-F	4 KDOF-F	4 KERN <	4 KRAB-F <	4 KERN <	4 KKXX-F <	4 KIWI-F
5 KIWI-F <	5 KKBB-F	5 KKBB-F	5 KKBB-F	4 KERN	5 KKOJ-F	5 KKXX-F	5 KISV-F <	5 KRAB-F <	5 KKBB-F	5 KKXX-F <
6 KMYX-F	5 KERN <	6 KLLY-F	6 KLLY-F	5 KKBB-F <	6 KGFM-F	6 KKBB-F	6 KKBB-F	6 KKBB-F	5 KGFM-F <	6 KGFM-F <
6 KGFM-F <	7 KLLY-F <	7 KISV-F	7 KKOJ-F	7 KRAB-F <	7 KLLY-F <	7 KLLY-F <	7 KLLY-F <	7 KLLY-F	7 KERN >	7 KMYX-F <
6 KKBB-F <	8 KIWI-F	7 KIWI-F	7 KIWI-F	8 KCWR-F <	8 KDOF-F	8 KDOF-F	8 KDOF-F	8 KDOF-F	8 KNZR >	8 KKOJ-F
9 KKXX-F	9 KMYX-F	9 KMYX-F <	9 KISV-F <	9 KISV-F <	9 KGEO	9 KIWI-F <	9 KIWI-F <	9 KMYX-F	9 KCWR-F	8 KLLY-F <
10 KSUV-F	9 KKXX-F <	10 KKOJ-F <	10 KMYX-F <	9 KIWI-F	10 KKBB-F	10 KIWI-F	9 KIWI-F <	9 KIWI-F <	9 KLLY-F	

Wom 18-24	Wom 18-34	Wom 25-34	Wom 18-49	Wom 25-54	Men 18-24	Men 18-34	Men 25-34	Men 18-49	Men 25-54	12+ Ovrnite
1 KISV-F >	1 KISV-F	1 KUZZ-AF	1 KUZZ-AF	1 KUZZ-AF	1 KISV-F	1 KRAB-F	1 KRAB-F	1 KRAB-F <	1 KUZZ-AF	1 KISV-F
2 KKXX-F	2 KUZZ-AF	2 KISV-F	2 KGFM-F	2 KGFM-F >	2 KRAB-F	2 KISV-F	2 KKBB-F	2 KUZZ-AF	2 KKBB-F	1 KNZR
2 KRAB-F	3 KGFM-F	3 KGFM-F	3 KISV-F >	3 KLLY-F	3 KUZZ-AF >	3 KKBB-F	3 KUZZ-AF	3 KKBB-F <	2 KRAB-F	3 KUZZ-AF
4 KIWI-F	3 KLLY-F	3 KLLY-F	4 KLLY-F	4 KISV-F	4 KIWI-F	3 KUZZ-AF	4 KMYX-F	4 KERN	4 KERN	3 KRAB-F
4 KGFM-F	5 KKXX-F	5 KERN	5 KKXX-F	5 KKOJ-F	4 KMYX-F	5 KMYX-F	4 KISV-F	5 KISV-F	5 KGEO	5 KGFM-F
4 KUZZ-AF	6 KIWI-F	6 KKBB-F	5 KRAB-F	5 KERN	4 KKXX-F >>	5 KWI-F	4 KIWI-F	6 KGEO	6 KIWI-F <	6 KKXX-F
4 KLLY-F >	6 KRAB-F	6 KMYX-F	7 KIWI-F	5 KRAB-F	7 KSUV-F	7 KSUV-F	4 KLLY-F	6 KIWI-F	7 KMYX-F	
	8 KMYX-F <	6 KIWI-F	8 KERN	8 KIWI-F	7 KLLY-F	4 KSUV-F	8 KMYX-F	7 KLLY-F	7 KLLY-F	
	9 KERN	6 KKXX-F >	9 KKOJ-F	8 KKXX-F	9 KGFM-F	9 KGFM-F	8 KLLY-F	9 KGFM-F	9 KGFM-F	
				10 KKBB-F			10 KGFM-F	9 KKOJ-F		

Other Rated Stations	Metro Share	Cume Rating	TSA AQH Cume	Other Rated Stations--Outside Market	Metro Share	Cume Rating	TSA AQH Cume				
KBID	ST	1350	Bakersfield	1.1	2.6	KCBS-F	CL AOR	93.1	Los Angeles	0.5	1.0
KCHJ	SP-R	1010	Delano	0.5	2.0	KFI	T	640	Los Angeles	0.8	1.5
KCNQ-F	C	102.5	Kernville	1.1	1.5	KFRR-F	AOR-NR	104.1	Woodlake, CA	0.5	1.0
KERI	REL	1180	Wasco	0.5	1.7	KLOS-F	AOR	95.5	Los Angeles	0.6	1.0
KHIS	REL	800	Bakersfield	0.9	1.4	KTPI-F	C	103.1	Tehachapi, CA	0.5	1.0
KWAC	SP	1490	Bakersfield	0.9	3.0						

BAKERSFIELD

Consolidation Report	12+	25-54	Revenue
American General KBID-AM, KCOO-FM, KERN-AM, KISV-FM	15.9 %	12.7 %	20.1 %
Buck Owens KCWR-FM, KUZZ-AF	14.2 %	12.8 %	19.6 %
Buckley KKBB-FM, KLLY-FM, KNZR-AM	9.8 %	12.3 %	13.7 %
Entravision, pend. KRME-FM, KSUV-AM, KSUV-FM	3.6 %	3.8 %	4.4 %
Lotus KCHJ-AM, KIWI-FM, KWAC-AM	5.2 %	5.7 %	7.0 %
Mondosphere KDFO-FM, KKDJ-FM, KKKX-FM, KRAB-FM	17.5 %	16.4 %	23.0 %
	66.1 %	63.7 %	87.8 %

AM Stations

Station	Freq	Power	Format	Comments	Rate	Agency	Advertiser
KERN	1410	1 kw	News/Talk	ABC, Talknt, Westwd	\$43.00	Christal	American General
KGEO	1230	1 kw	Talk	CBS, WW1, ESPN	\$<20.00	Christal	KGFM-F
KNZR	1560	25 kw/10 kw (DA-N)	News/Talk	CBS, SBUSA, CBS	\$ NA	D&R	Buckley
KUZZ	550	5 kw (DA-2)	Simul. KUZZ-F				Bakersfield

FM Stations

Station	Freq	Power	Format	Comments	Rate	Agency	Advertiser
KBDS	103.9	3 kw @ 328	Simul. KMYX-F				Taft
KCOO	104.3	6 kw @ 305	Black Oldies		\$ NA	K&P	American General
KCWR	107.1	6 kw @ 164	Classic Country		\$ NA	Katz	Buck Owens
KDFO	98.5	50 kw @ 499	Classic Hits		\$ NA	Mc-Guild	Mondosphere
KGFM	101.5	4.8 kw @ 1280	Soft AC		\$33.00	Christal	KGEO
KISV	94.1	4.8 kw @ 1310	CHR		\$ NA	Christal	American General
KIWI	92.1	6 kw @ 164	Hispanic Contemp.		\$29.00	Lotus	Lotus
KKBB	99.3	1.2 kw @ 1345	Classic AOR	Westwd	\$25.00	D&R	Buckley
KKDJ	105.3	35.4 kw @ 584	Oldies		\$ NA	Mc-Guild	Mondosphere
KKKX	96.5	50 kw @ 499	CHR		\$35.00	Mc-Guild	Mondosphere
KLLY	95.3	12.5 kw @ 463	AC/CHR		\$29.00	D&R	Buckley
KMYX	92.5	1.15 kw @ 751	Hispanic-Regional		\$ NA	---	Taft
KRAB	106.1	25 kw @ 328	AOR	CBS, Westwd	\$37.00	Mc-Guild	Mondosphere
KRME	97.7	3 kw @ 328	Hispanic Contemp.		\$ NA	Caballero	Entravision, pend.
KSUV	102.9	20.5 kw @ 364	Hispanic-Regional		\$21.00	Caballero	Entravision, pend.
KUZZ	107.9	6 kw @ 1365	Country		\$75.00	Katz	Buck Owens

Notes: KAFY is LMA'd to Z-Spanish (now Entravision) . . . KGEO/KGFM-F are LMA'd to American General . . . 4/00 KAFY (970) sold to Golden Pegasus Financial Group for \$825,000

BALTIMORE

Arbitron Rank: 20 Pop (12+): 2,088,400
 MSA Rank: 18
 MSA Pop: 2,490,000
 DMA: 24
 Average Persons Rating: 16.2
 Market TSL in Hours: 21.50

Stations: 41 / 20
 Diaries: 3,358 / 622:1 / 52.7%
 Sample Target: 3,270
 % Below Line: 17.4
 % Not Listed: 12.9
 Pop per Station: 104,420

Last Year's Revenue: \$97,700,000
 Household Income: \$53,913
 Total Retail Sales: \$23.8 Bil.
 #1 Biller: WQSR-F \$13,900,000
 #1 Billing Portfolio
 CBS/Infinity \$45,900,000

12+ Metro	Format	Winter 00 1/4 Share	Fall 99	Sum 99	Spg 99	Win 99	4-Book Avg.	12+ Metro Cume / Rtg.	Fail 99	Win 99	12+ TSA AQH / Cume	Revenue Level	
1	WERO-F	B/CHR	342 / 10.1	8.9	8.2	9.6	9.7	9.2	3800 / 18.2	17.4	18.1	I	WERO-F
2	WPOC-F	C	254 / 7.5	6.4	7.6	6.6	6.2	7.0	3301 / 15.8	13.5	15.3	H	WPOC-F
3	WBAL	N/T	206 / 6.1	6.1	7.2	6.3	5.8	6.4	3402 / 16.3	15.7	14.8	I	WBAL
4	WWIN-F	B/AC	193 / 5.7	6.4	6.5	7.3	5.7	6.5	2200 / 10.5	10.6	9.9	F*	WWIN-F
5	WLIF-F	SAC	181 / 5.3	4.8	4.4	5.7	4.9	5.1	2458 / 11.8	12.6	11.7	I	WLIF-F
6	WQSR-F	O	171 / 5.0	5.4	5.4	5.8	5.7	5.4	2783 / 13.3	14.1	14.4	I	WQSR-F
7	WWMX-F	AC	168 / 5.0	4.8	4.8	4.5	4.3	4.8	3323 / 15.9	16.2	15.2	I	WWMX-F
8	WXYV-F	CHR	136 / 4.0	3.9	4.1	3.8	3.8	4.0	2926 / 14.0	14.2	14.5	F	WXYV-F
9	WIYY-F	AOR	130 / 3.8	3.7	3.7	4.0	4.4	3.8	2373 / 11.4	11.2	11.9	G	WIYY-F
10	WCAO	B/G	120 / 3.5	3.4	2.2	2.4	3.6	2.9	1236 / 5.9	6.1	5.9	C	WCAO
11	WHFS-F	AOR-NR	99 / 2.9	3.8	4.0	4.1	3.3	3.7	2578 / 12.3	13.5	12.5		WHFS-F
12	WCBM	T	81 / 2.4	2.2	2.2	1.9	2.9	2.2	1261 / 6.0	6.2	6.0	D	WCBM
13	WOCT-F	CL AOR	73 / 2.2	2.1	3.6	3.2	3.0	2.8	1721 / 8.2	8.4	11.2	F	WOCT-F
14	WPGC-F	B/CHR	69 / 2.0	2.1	1.8	1.8	2.0	1.9	1768 / 8.5	8.4	8.8		WPGC-F
15	WRBS-F	REL	66 / 1.9	2.0	1.3	1.5	1.7	1.7	933 / 4.5	4.9	4.5		WRBS-F
16	WJFK	T	65 / 1.9	1.8	1.8	1.6	1.4	1.8	1078 / 5.2	5.4	4.2	D	WJFK
17	WHUR-F	B	56 / 1.7	1.4	1.6	1.9	1.8	1.6	890 / 4.3	4.5	5.2		WHUR-F
18	WKYS-F	B	50 / 1.5	1.5	1.2	1.2	1.0	1.3	1269 / 6.1	6.7	6.0		WKYS-F
19	WZBA-F	CL HITS	49 / 1.4	0.5	0.9	0.7	0.8	0.9	1119 / 5.4	2.8	3.7		WZBA-F
20	WROX-F	AC/CHR	47 / 1.4	1.6	1.4	1.2	1.0	1.4	1104 / 5.3	5.1	4.4		WROX-F
21	WWLG	ST	41 / 1.2	1.3	1.1	1.1	1.3	1.2	374 / 1.8	2.2	1.8	B	WWLG

12+ FM Share (Metro): 78.66% (2322 of 2952) (Winter 99: 79.52%)

Teens	18-34	18-49	25-49	25-54	35+	12+ AMD	12+ Mid	12+ PMD	12+ Eve	12+ Wknd
1 WERO-F >>	1 WERO-F >>	1 WERO-F >	1 WERO-F >	1 WERO-F <	1 WBAL <	1 WBAL <	1 WERO-F <	1 WERO-F >	1 WERO-F >>	1 WERO-F >
2 WXYV-F >	2 WWMX-F <	2 WPOC-F <	2 WWIN-F <	2 WPOC-F <	2 WPOC-F	2 WERO-F <	2 WPOC-F <	2 WPOC-F	2 WWIN-F	2 WPOC-F
3 WHFS-F >	3 WIYY-F	3 WWMX-F	3 WPOC-F <	3 WWIN-F	3 WLIF-F <	3 WPOC-F	3 WLIF-F	3 WBAL <	3 WPOC-F <	3 WWIN-F
4 WPOC-F	4 WPOC-F <	3 WWIN-F	4 WWMX-F	4 WWMX-F <	4 WQSR-F <	4 WQSR-F	4 WBAL <	4 WWIN-F <	4 WXYV-F <	4 WCAO <
4 WPGC-F <	5 WXYV-F	5 WIYY-F	5 WQSR-F	5 WQSR-F	5 WWIN-F >	5 WWIN-F <	5 WWMX-F <	5 WWMX-F	5 WHFS-F	5 WXYV-F <
6 WHFS-F	6 WQSR-F	6 WIYY-F <	6 WLIF-F	6 WLIF-F	6 WCAO <	6 WWMX-F <	6 WWMX-F	6 WLIF-F <	6 WBAL	6 WWMX-F <
7 WWIN-F	7 WXYV-F <	7 WLIF-F	7 WLIF-F	7 WIYY-F	7 WERO-F	7 WLIF-F	7 WWIN-F	7 WXYV-F <	6 WLIF-F	7 WBAL
8 WKYS-F	8 WLIF-F	8 WOCT-F <	8 WBAL	8 WBAL	8 WWMX-F	8 WIYY-F	8 WIYY-F	8 WQSR-F <	8 WIYY-F	7 WQSR-F <
9 WPGC-F <	9 WHFS-F	9 WXYV-F <	9 WOCT-F <	9 WOCT-F <	9 WCBM >	9 WCAO	9 WXYV-F	9 WIYY-F <	9 WWMX-F	9 WLIF-F
10 WLIF-F <	10 WOCT-F	10 WBAL	10 WBAL	10 WXYV-F	10 WXYV-F	10 WCAO <	10 WHFS-F >	9 WCAO	10 WBAL	10 WIYY-F <
						10 WCBM <				

Wom 18-24	Wom 18-34	Wom 25-34	Wom 18-49	Wom 25-54	Men 18-24	Men 18-34	Men 25-34	Men 18-49	Men 25-54	12+ Ovrnile
1 WERO-F >>	1 WERO-F >>	1 WERO-F >	1 WERO-F >	1 WERO-F <	1 WERO-F >	1 WERO-F >	1 WERO-F	1 WERO-F	1 WERO-F	1 WERO-F <
2 WXYV-F <	2 WWMX-F	2 WWMX-F	2 WWMX-F <	2 WWMX-F <	2 WIYY-F >	2 WIYY-F >	2 WIYY-F	2 WIYY-F	2 WPOC-F	2 WBAL
3 WWMX-F	3 WPOC-F	3 WPOC-F	3 WWIN-F <	3 WWIN-F <	3 WHFS-F >	3 WHFS-F <	3 WWMX-F	3 WPOC-F	3 WIYY-F <	3 WWIN-F
4 WPOC-F	4 WXYV-F >	4 WXYV-F	4 WPOC-F	4 WPOC-F <	4 WXYV-F >	4 WWMX-F	4 WPOC-F <	4 WWIN-F	4 WWIN-F <	4 WPOC-F
5 WHFS-F	5 WWIN-F	5 WWIN-F <	5 WLIF-F <	5 WLIF-F	5 WWMX-F	5 WPOC-F	5 WHFS-F	5 WQSR-F <	5 WQSR-F	5 WRBS-F
6 WWIN-F	6 WKYS-F <	6 WKYS-F	6 WXYV-F <	6 WQSR-F >	6 WPGC-F	6 WXYV-F <	6 WJFK	6 WWMX-F <	6 WBAL	
7 WHFS-F	7 WLIF-F <	7 WQSR-F >	7 WQSR-F >	7 WXYV-F <	7 WJFK	7 WWIN-F	7 WHFS-F <	7 WOCT-F <		
8 WLIF-F	8 WASH-F <	8 WCAO	8 WCAO	8 WCAO >	8 WPGC-F <	8 WXYV-F <	8 WOCT-F	8 WWMX-F		
9 WIYY-F	9 WIYY-F	9 WHFS-F <	9 WROX-F <	9 WROX-F <	9 WWIN-F <	9 WWIN-F <	9 WOCT-F	9 WJFK		
10 WPGC-F	9 WHFS-F	10 WIYY-F <	10 WBAL <	10 WBAL <	10 WKYS-F	9 WBAL	10 WBAL	10 WLIF-F		
						9 WPGC-F				

BALTIMORE

Other Rated Stations				Metro Share	Cume Rating	TSA AQH Cume	Consolidation Report			
WASA	ST	1330	Havre de Grace, MD	0.0	0.1					
WOLB	B/T	1010	Baltimore	0.8	1.7					
WRNR-F	AOR-P	103.1	Grasonville, MD	1.0	2.4					
WWIN	B/G	1400	Baltimore	0.7	2.1					
							CBS/Infinity	31.6 %	30.5 %	47.0 %
							WBGR-AM, WBMD-AM, WJFK-AM, WLIF-FM, WQSR-FM, WWMX-FM, WXYV-FM			
							Radio One	17.4 %	17.3 %	16.1 %
							WERQ-FM, WOLB-AM, WWIN-AM, WWIN-FM			
							WCBM	3.6 %	1.7 %	3.2 %
							WASA-AM, WCBM-AM, WWLG-AM			

Other Rated Stations--Outside Market						Metro Share	Cume Rating	TSA AQH Cume			
WARW-F	CL AOR	94.7	Bethesda, MD	0.4	2.0						
WASH-F	AC	97.1	Washington	1.0	2.9						
WAVA-F	REL	105.1	Arlington, VA	0.4	1.5						
WBIG-F	O	100.3	Washington	0.5	2.9						
WFRE-F	C	99.9	Frederick, MD	0.3	1.2						
WGMS-F	CL	103.5	Washington	0.5	1.4						
WJFK-F	T	106.7	Manassas, VA	0.4	1.3						
WJMO-F	B/O	99.5	Washington	0.8	3.3						
WMAL	FS/T	630	Washington	0.4	1.8						
WMZQ-F	C	98.7	Washington	0.6	2.7						
WTEM	SPRIS	980	Washington	0.5	1.7						
WTOP-AF	N	1500	Washington	1.0	5.1						
WWDC-F	AOR	101.1	Washington	0.8	6.1						
WWZZ-FF	CHR	104.1	Waldorf, MD	0.4	2.1						
								52.6 %	49.5 %	66.3 %	

AM Stations

WBAL	1090	50 kw (DA-N)	News/Talk	ABC, ESPN	\$170.00	D&R	Hearst
WCAO	600	5 kw (DA-1)	Black Gospel		\$40.00	Eastman	Clear Channel
WCBM	680	10 kw/5 kw (DA-2)	Talk	CBS, Westwd, SBUSA	\$50.00	Katz	WWLG
WJFK	1300	5 kw (DA-2)	Talk	Source, Westwd	\$ NA	CBS	CBS/Infinity
WWLG	1360	5 kw/1.5 kw (DA-2)	Standards	ABC, Jones	\$ NA	—	WCBM

FM Stations

WERQ	92.3	37 kw @ 570	Black/CHR	AP	\$125.00	Allied	Radio One	
WYYY	97.9	13.5 kw @ 946	AOR	ABC	\$115.00	D&R	Hearst	
WLIF	101.9	13.5 kw @ 950	Soft AC	CNN	\$177.00	Infinity	CBS/Infinity	
WOCT	104.3	38 kw @ 469	Classic AOR		\$101.00	Eastman	Clear Channel	
WPOC	93.1	16 kw @ 860	Country		\$210.00	Eastman	Chase, pend.	
WQSR	105.7	50 kw @ 492	Oldies		\$215.00	Christal	CBS/Infinity	
WRBS	95.1	50 kw @ 500	Religion	SRN	\$25.00	—	Catonsville	
WWIN	95.9	3 kw @ 300	Black AC	Westwd	\$72.00	Allied	Radio One	
WWMX	106.5	7.4 kw @ 1217	AC		\$205.00	Katz	CBS/Infinity	
WXYV	102.7	50 kw @ 437	CHR	Westwd, Source	\$125.00	CBS	CBS/Infinity	
WZBA	100.7	15.8 kw @ 861	Classic Hits	ABC	\$44.00	Allied	Shamrock	
								Westminster

Notes: Other ranked stations -- See Washington, DC . . . * WWIN-F revenue level includes WWIN revenue

BATON ROUGE

Arbitron Rank: 82 Pop (12+): 468,200
 MSA Rank: 90
 MSA Pop: 577,000
 DMA: 98
 Average Persons Rating: 14.4
 Market TSL In Hours: 19.50

Stations: 26 / 18
 Diaries: 1,603/ 292:1/ 46.9%
 Sample Target: 1,590
 % Below Line: 9.5
 % Not Listed: 15.1
 Pop per Station: 26,011

Last Year's Revenue: \$24,300,000
 Household Income: \$45,873
 Total Retail Sales: \$6.3 Bil.
 #1 Biller: WYNK-F \$4,500,000
 #1 Billing Portfolio
 Clear Channel \$10,600,000

12+ Metro	Format	Winter 00 1/4 Share	Fall 99	Sum 99	Spq 99	Win 99	4-Book Avg.	12+ Metro Cume / Rtg.	Fall 99	Win 99	12+ TSA AQH / Cume	Revenue Level	
1 WYNK-F	C	65 / 9.6	8.0	7.5	8.1	7.4	8.3	966 / 20.6	19.9	17.4		F	WYNK-F
2 KRVE-F	AC	50 / 7.4	6.5	4.9	6.4	7.0	6.3	677 / 14.5	15.6	13.6		D	KRVE-F
3 WEMX-F	B	49 / 7.3	7.4	10.3	7.8	9.1	8.2	703 / 15.0	14.5	16.0		C	WEMX-F
4 WFMF-F	CHR	47 / 7.0	5.3	5.3	5.7	6.1	5.8	1023 / 21.9	20.8	19.6		C	WFMF-F
5 WXOK	B	43 / 6.4	4.5	5.4	5.8	5.5	5.5	409 / 8.7	8.7	9.0		C	WXOK
6 WDGL-F	CL AOR	41 / 6.1	6.2	5.9	7.0	5.8	6.3	906 / 19.4	18.9	17.0		F	WDGL-F
7 WJBO	N/T	36 / 5.3	5.0	5.6	5.8	5.2	5.4	565 / 12.1	12.1	11.7		D	WJBO
8 WXCT-F	C	33 / 4.9	4.5	4.1	5.2	5.2	4.7	546 / 11.7	12.0	12.6		D	WXCT-F
9 KOXL-F	B/AC	28 / 4.2	5.3	5.7	5.7	5.2	5.2	547 / 11.7	12.4	12.3		D	KOXL-F
10 WTGE-F	B/O	24 / 3.6	5.3	4.3	3.6	2.3	4.2	497 / 10.6	10.2	6.9		A	WTGE-F
11 KUMX-F	CHR	22 / 3.3	4.1	3.5	3.5	4.1	3.6	803 / 17.1	17.3	14.9			KUMX-F
12 KOJ-F	O	21 / 3.1	3.0	4.0	3.6	2.9	3.4	395 / 8.4	6.0	7.2			KOJ-F
13 WPFC	REL	19 / 2.8	2.6	1.0	2.3	1.2	2.2	198 / 4.2	2.9	1.9			WPFC
14 WOCK-F	REL-CC	18 / 2.7	2.4	2.5	2.2	2.0	2.4	336 / 7.2	5.9	6.0			WOCK-F
15 WCKW-F	CL HITS	13 / 1.9	2.1	2.5	2.3	2.3	2.2	362 / 7.7	7.7	9.1			WCKW-F
16 WIBR	SPRTS	12 / 1.8	1.8	1.2	1.2	1.2	1.5	205 / 4.4	4.7	3.4		A	WIBR
17 WCAC-F	C	11 / 1.6	2.1	2.4	3.2	2.9	2.3	445 / 9.5	9.3	9.3		C	WCAC-F

12+ FM Share (Metro): 77.97% (446 of 572) (Winter 99: 79.45%)

Teens	18-34	18-49	25-49	25-54	35+	12+ AMD	12+ Mid	12+ PMD	12+ Eve	12+ Wknd
1 WFMF-F	1 WEMX-F	1 KRVE-F	1 KRVE-F	1 WYNK-F <	1 WYNK-F	1 WYNK-F	1 WYNK-F	1 WEMX-F <	1 WEMX-F >	1 WYNK-F <
1 WEMX-F	2 WFMF-F	1 WYNK-F <	1 WYNK-F	2 KRVE-F	2 WJBO	2 WXOK	2 KRVE-F	2 WYNK-F <	2 WYNK-F	2 WEMX-F
3 KUMX-F >>>	3 WDGL-F	3 WEMX-F <	3 WDGL-F	3 WDGL-F	3 KRVE-F	3 WDGL-F	3 WJBO	3 KRVE-F	2 WFMF-F	3 WXOK <
	3 KRVE-F	4 WDGL-F	4 WFMF-F <	4 WXCT-F <	3 WXOK >	4 KRVE-F	4 WXOK <	3 WFMF-F >	4 KRVE-F <	4 WFMF-F
	5 WYNK-F >	4 WFMF-F	5 WXCT-F	5 WFMF-F <	5 WDGL-F	5 WFMF-F <	5 WFMF-F <	5 WJBO <	5 WDGL-F	5 KOXL-F
	6 WXOK <	6 WXCT-F	6 WEMX-F <	6 WEMX-F <	5 WXCT-F <	6 WXCT-F <	6 WXCT-F	6 WDGL-F <	6 KUMX-F <	5 KRVE-F
	7 WXCT-F	7 WXOK <	7 WXOK <	7 WXDK	7 KOJ-F <	7 WJBO	7 WDGL-F <	7 WXCT-F	7 KOXL-F	5 WDGL-F
	8 KUMX-F	8 WTGE-F	8 WTGE-F <	8 WTGE-F	8 KOXL-F	8 WEMX-F <	8 WEMX-F >	8 KUMX-F	8 WTGE-F	8 WTGE-F
	8 KOXL-F	8 KOXL-F	9 KOXL-F	8 KOXL-F	8 WPFC <	9 KOXL-F	9 KOJ-F <	9 WPFC	9 WXOK	8 KUMX-F
		10 WPFC <	10 WPFC <	8 WJBO	10 WTGE-F	10 WTGE-F <	10 WTGE-F	9 KOXL-F <	9 WXCT-F <	10 WXCT-F
										11 KOJ-F

Wom 18-24	Wom 18-34	Wom 25-34	Wom 18-49	Wom 25-54	Men 18-24	Men 18-34	Men 25-34	Men 18-49	Men 25-54	12+ Ovrnite
1 WEMX-F	1 KRVE-F	1 KRVE-F	1 KRVE-F	1 KRVE-F <	1 WEMX-F	1 WEMX-F <	1 WDGL-F	1 WDGL-F >	1 WDGL-F	1 WYNK-F
1 WFMF-F >	1 WEMX-F	2 WEMX-F	2 WFMF-F	2 WYNK-F >	2 WDGL-F >>	2 WDGL-F >	1 WEMX-F >	2 WEMX-F	2 WYNK-F <	2 WEMX-F <
3 KRVE-F	1 WFMF-F >	2 WFMF-F	2 WYNK-F	3 WFMF-F <	3 WYNK-F	3 WFMF-F	3 WXCT-F	3 WYNK-F	3 WXCT-F <	3 WFMF-F >
4 WQUE-F	4 WYNK-F >	4 WYNK-F >	4 WEMX-F	4 WXOK	3 WFMF-F >	4 WYNK-F >	3 WFMF-F	4 WXCT-F	4 WEMX-F	4 WJBO
4 KUMX-F	5 WXOK	5 WXOK	5 WXCT-F	5 WXCT-F <	5 WXOK	5 WXOK	5 WYNK-F	4 WJBO <	4 WJBO <	4 WXOK
4 WXCT-F >	6 WTGE-F	6 WTGE-F	6 KOXL-F	6 WEMX-F <	5 KUMX-F	5 WXCT-F >	6 WRNO-F	6 WTGE-F <	6 KOJ-F <	4 KOXL-F >
	6 KOXL-F	6 WDGL-F	6 WXOK	7 WPFC	5 WQUE-F >>	7 KUMX-F	6 WXOK	7 KRVE-F	7 WTGE-F	7 WTGE-F
	6 WDGL-F		8 WPFC <	7 KOXL-F		7 KRVE-F	8 KOXL-F	7 WXOK	7 KRVE-F	7 KRVE-F
	6 KUMX-F		9 WTGE-F	9 WTGE-F		7 KOXL-F	8 KRVE-F >	7 WJBO	9 KOXL-F	9 KOXL-F
	6 WXCT-F					7 WRNO-F			9 WFMF-F	

Other Rated Stations				Metro Share	Cume Rating	TSA AQH Cume	Other Rated Stations--Outside Market				Metro Share	Cume Rating	TSA AQH Cume
WNDC	B/G	910	Baton Rouge	1.0	3.3		KKND-F	AOR-P	104.1	Port Sulphur, LA	0.4	1.1	
WSKR	SPRTS	1210	Denham Springs	0.6	1.8		WBJJ-F	B/AC	104.5	Jackson, LA	0.4	1.5	
							WQUE-F	B	93.3	New Orleans	1.3	6.2	
							WRNO-F	CL AOR	99.5	New Orleans	0.7	1.3	
							WTKL-F	O	95.7	New Orleans	0.6	2.4	
							WWL	N/T	87.0	New Orleans	0.7	2.3	

BATON ROUGE

Consolidation Report	12+	25-54	Revenue
Citadel KOOJ-FM, KQXL-FM, WCAC-FM, WEMX-FM, WIBR-AM, WXOK-AM	24.4 %	22.6 %	28.6 %
Clear Channel KRVE-FM, WFMF-AM, WFMF-FM, WJBO-AM, WSKR-AM, WYNK-FM	29.9 %	28.8 %	43.6 %
Guaranty KKAY-FM, WDGL-FM, WTGE-FM, WXCT-FM	14.6 %	18.0 %	27.5 %
	68.9 %	69.4 %	99.7 %

AM Stations

Station	Freq	Power	Time	Format	Revenue	Company	Market
WIBR	1300	5 kw/1 kw	(OA-N)	Sports	\$ NA	Eastman	Citadel
WJBO	1150	5 kw	(DA-1)	News/Talk	CBS, Westwd, ABC \$43.00	Sentry	Clear Channel
WPFC	1550	5 kw	(Days)	Religion	\$ NA	—	
WXOK	1460	5 kw/1 kw	(DA-N)	Black	AURN, ABC \$26.00	Mc-Guild	Citadel

FM Stations

Station	Freq	Power	Time	Format	Revenue	Company	Market
KKAY	104.9	6 kw @ 328		Simul. WTGE-F			Donaldsonville
KOOJ	93.7	97 kw @ 997		Oldies	ABC \$ NA	Mc-Guild	Citadel New Iberia
KQXL	106.5	50 kw @ 298		Black AC	ABC, CBS, Westwd \$56.00	Mc-Guild	Citadel New Roads
KRVE	96.1	43 kw @ 449		AC	\$38.00	Sentry	Clear Channel Brusty
WCAC	103.3	100 kw @ 1004		Country	Westwd \$43.00	Mc-Guild	Citadel Hammond
WDGL	98.1	100 kw @ 1499		Classic AOR	Westwd \$57.00	O&R	Guaranty
WEMX	94.1	100 kw @ 981		Black	ABC, Westwd \$<20.00	Mc-Guild	Citadel Kentwood
WFMF	102.5	100 kw @ 1260		CHR	\$40.00	--	Clear Channel
WOCK	92.7	32 kw @ 604		Contemp. Christian	\$16.00	--	Clinton
WTGE	107.3	4.6 kw @ 374		Black Oldies	Westwd \$ NA	D&R	Guaranty Baker
WXCT	100.7	100 kw @ 1499		Country	\$37.00	D&R	Guaranty
WYNK	101.5	100 kw @ 1499		Country	ABC \$77.00	Sentry	Clear Channel

Notes: Other ranked stations -- See New Orleans

FORMAT CODES

AC - Adult Contemporary	J - Jazz and New Adult Contemporary
AC-NR - Modern AC	KIDS - Children's
AOR - Album Oriented Rock	N - News
AOR-NR - New Rock	O - Oldies (50's & 60's)
AOR-P - Progressive AOR	REL - Religion, Christian
B - Black (audience 75%+ Black)	REL-CC - Contemporary Christian
B/AC - Black Adult Contemporary	SAC - Soft Adult Contemporary
B/G - Black Gospel	SP - Hispanic/Spanish
B/O - Black Oldies	SP-C - Hispanic Contemporary
BIZ - Business News & Talk	SP-NT - Hispanic News/Talk/Information
C - Country	SP-R - Hispanic-Regional
C/O - Classic Country	SP-TP - Hispanic-Tropical
CHR - Contemporary Hit Radio, Top 40	SP-VA - Hispanic Variety
CL - Classical	SP-TJ - Tejano
CL AOR - Classic AOR, Classic Rock	SPRTS - Sports
CL HITS - Classic Hits/70's Oldies	ST - Standards, Big Band, Nostalgia
E - Ethnic (usually Foreign Lang.)	T - Talk
EZ - Easy Listening, Beautiful Music	U - Urban (majority of audience is non-white)
FS - Full Service	VA - Variety
G - Gospel	? - Others or Unknown

REVENUE LEVEL CODES

A - Less than \$500,000	E - \$3,000,000 to \$3,999,999	I - \$10,000,000 to \$14,999,999
B - \$500,000 to \$999,999	F - \$4,000,000 to \$4,999,999	J - \$15,000,000 to \$19,999,999
C - \$1,000,000 to \$1,999,999	G - \$5,000,000 to \$6,999,999	K - \$20,000,000 to \$29,999,999
D - \$2,000,000 to \$2,999,999	H - \$7,000,000 to \$9,999,999	L - \$30,000,000+

BIRMINGHAM

Arbitron Rank: 55 **Pop (12+):** 822,700
MSA Rank: 66
MSA Pop: 908,000
DMA: 39
Average Persons Rating: 14.9
Market TSL In Hours: 19.75

Stations: 28 / 26
Diaries: 2,183/ 377:1/ 51.3%
Sample Target: 2,060
% Below Line: 1.2
% Not Listed: 11.2
Pop per Station: 31,642

Last Year's Revenue: \$41,600,000
Household Income: \$41,724
Total Retail Sales: \$10.1 Bil.
#1 Biller: WZZK-F \$7,100,000
#1 Billing Portfolio
 Cox Radio \$16,370,000

12+ Metro	Format	Winter 00 1/4 Share	Fall 99	Sum 99	Spq 99	Win 99	4-Book Avg.	12+ Metro Cume / Rtg.	Fall 99	Win 99	12+ TSA AQH / Cume	Revenue Level	
1	WZZK-F	C	109 / 8.9	9.9	10.1	8.5	8.3	9.4	1500 / 18.2	20.4	17.3	H	WZZK-F
2	WBHJ-F	B	107 / 8.7	8.4	7.5	8.6	10.5	8.3	1052 / 12.8	14.6	15.3	D	WBHJ-F
3	WBHK-F	B/AC	104 / 8.5	7.4	7.9	7.5	8.7	7.8	1239 / 16.1	13.6	15.3	E	WBHK-F
4	WRAX-F	AOR-NR	77 / 6.3	5.5	6.0	7.8	7.0	6.4	1154 / 14.0	15.2	17.5	D	WRAX-F
5	WYSF-F	AC	70 / 5.7	4.3	6.1	6.8	6.1	5.7	1218 / 14.8	13.5	16.2	D	WYSF-F
6	WOEN-FF	CHR	69 / 5.6	4.4	4.7	3.7	3.6	4.6	1307 / 15.9	13.4	13.4		WOEN-FF
7	WODL-F	O	61 / 5.0	5.2	5.1	5.6	4.0	5.2	1032 / 12.5	14.4	11.8	D	WODL-F
8	WMJJ-F	AC	57 / 4.7	5.4	5.2	5.1	4.3	5.1	988 / 12.0	10.8	10.4	G	WMJJ-F
9	WAGG	B/G	56 / 4.6	4.2	3.7	4.8	2.8	4.3	575 / 7.0	7.0	5.8	B	WAGG
10	WERC	N/T	53 / 4.3	4.3	5.8	4.5	5.1	4.7	923 / 11.2	11.7	12.8	D	WERC
11	WDXB-F	C	50 / 4.1	3.6	2.4	2.6	2.6	3.2	881 / 10.7	9.0	8.1		WDXB-F
12	WZRR-F	AOR/CL	45 / 3.7	4.3	5.1	3.9	5.2	4.2	907 / 11.0	10.8	10.5	F	WZRR-F
13	WRLR-F	AOR	37 / 3.0	5.3	3.0	1.7	1.5	3.3	641 / 7.8	9.9	6.5		WRLR-F
14	WDJC-F	REL	30 / 2.5	2.2	2.0	2.2	1.8	2.2	560 / 6.8	7.2	7.5	C	WDJC-F
15	WJOX	SPRTS	26 / 2.1	2.0	2.0	2.0	1.6	2.0	553 / 6.7	6.5	5.9	C	WJOX
16	WRRS-F	REL-CC	21 / 1.7	2.2	1.6	1.8	2.4	1.8	427 / 5.2	6.0	5.9		WRRS-F
17	WLGS	ST	20 / 1.6	0.6					284 / 3.6	1.3			WLGS
18	WATV	B/O	19 / 1.6	2.1	2.3	2.9	3.3	2.2	293 / 3.6	4.3	5.2	A	WATV
19	WAPI	N	15 / 1.2	1.5	1.6	1.8	1.3	1.5	305 / 3.7	4.8	5.2	B	WAPI
19	WJLD	B/AC	15 / 1.2	1.3	0.8	1.2	1.1	1.1	279 / 3.4	3.2	2.5		WJLD
21	WENN-F	B/O	13 / 1.1	1.6	0.8	1.4	2.4	1.2	283 / 3.4	4.5	6.0	B	WENN-F

12+ FM Share (Metro): 80.09% (869 of 1085) (Winter 99: 79.19%)

Teens	18-34	18-49	25-49	25-54	35+	12+ AMD	12+ Mid	12+ PMD	12+ Eve	12+ Wknd
1 WBHJ-F >>	1 WBHJ-F >	1 WBHK-F <	1 WBHK-F >	1 WBHK-F	1 WZZK-F <	1 WYSF-F	1 WZZK-F	1 WBHJ-F	1 WBHJ-F >	1 WBHJ-F
2 WOEN-FF	2 WRAX-F	2 WBHJ-F	2 WZZK-F	2 WZZK-F	2 WBHK-F	2 WZZK-F <	2 WBHK-F	2 WZZK-F	2 WBHK-F >	2 WBHK-F <
3 WRAX-F >	3 WOEN-FF	3 WRAX-F <	3 WYSF-F	3 WYSF-F	3 WODL-F	3 WBHK-F >	3 WODL-F <	3 WOEN-FF <	3 WRAX-F <	3 WZZK-F
4 WZZK-F >	4 WBHK-F <	4 WZZK-F	4 WRAX-F <	4 WODL-F <	4 WERC	4 WRAX-F <	4 WERC	4 WBHK-F	4 WOEN-FF	4 WRAX-F
	5 WYSF-F	5 WYSF-F	5 WOEN-FF <	5 WMJJ-F	5 WAGG <	5 WBHJ-F	4 WRAX-F <	5 WRAX-F	5 WZZK-F >	5 WOEN-FF <
	6 WZZK-F <	6 WOEN-FF	6 WZRR-F <	5 WRAX-F <	6 WMJJ-F	6 WERC	6 WJAJJ-F	6 WODL-F	6 WZRR-F	6 WAGG
	7 WRLR-F	7 WZRR-F	7 WBHJ-F <	7 WOEN-FF	7 WYSF-F	6 WAGG <	7 WOEN-FF <	7 WMJJ-F	6 WYSF-F	7 WDXB-F
		8 WDXB-F <	8 WMJJ-F	7 WZRR-F <	8 WDXB-F <	8 WMJJ-F	8 WBHJ-F	8 WERC <	6 WDXB-F <	8 WODL-F <
		9 WMJJ-F <	8 WAGG	9 WOXB-F <	9 WRAX-F	8 WOOL-F	8 WYSF-F	8 WJAJJ-F	9 WJAJJ-F	9 WRLR-F
			10 WDXB-F	10 WAGG	10 WRAX-F	10 WOEN-FF <	8 WAGG	9 WDXB-F <	9 WRLR-F	9 WZRR-F <
				10 WBHJ-F	10 WDJC-F <					

Wom 18-24	Wom 18-34	Wom 25-34	Wom 18-49	Wom 25-54	Men 18-24	Men 18-34	Men 25-34	Men 18-49	Men 25-54	12+ Ovrnile
1 WBHJ-F >>	1 WBHJ-F	1 WBHK-F	1 WBHK-F	1 WBHK-F	1 WBHJ-F >	1 WBHJ-F >	1 WBHJ-F	1 WBHJ-F	1 WZRR-F <	1 WBHK-F
2 WRAX-F	2 WBHK-F <	2 WYSF-F	2 WYSF-F <	2 WZZK-F	2 WRAX-F >	2 WRAX-F	2 WOEN-FF	2 WRAX-F <	2 WBHK-F	2 WERC
3 WOEN-FF	3 WYSF-F <	3 WZZK-F	3 WBHJ-F	2 WYSF-F	3 WRLR-F >	3 WRLR-F	3 WRLR-F	3 WZRR-F	3 WODL-F	2 WZZK-F
3 WYSF-F >	4 WRAX-F <	4 WBHJ-F	3 WZZK-F	4 WMJJ-F	4 WOEN-FF	4 WOEN-FF >	3 WRAX-F	4 WBHK-F	3 WDXB-F <	4 WBHJ-F <
5 WZZK-F	5 WOEN-FF	4 WOEN-FF	5 WRAX-F	5 WAGG	4 WZZK-F	5 WZRR-F	5 WZRR-F	5 WRLR-F <	5 WZZK-F	5 WOEN-FF <
	6 WZZK-F >	6 WRAX-F	5 WOEN-FF	6 WOEN-FF <	5 WDXB-F	5 WDXB-F	6 WZZK-F	5 WRAX-F <	6 WDXB-F <	6 WDXB-F <
		7 WMJJ-F >	7 WMJJ-F	7 WRAX-F <			7 WBHK-F >	7 WOEN-FF <	7 WBHJ-F	7 WRAX-F
			8 WAGG >	8 WODL-F				8 WDXB-F	8 WOEN-FF	
				8 WBHJ-F <				9 WYSF-F	9 WRLR-F	9 WERC

Other Rated Stations				Metro Cume Share Rating	TSA AQH Cume	Other Rated Stations--Outside Market				Metro Cume Share Rating	TSA AQH Cume
WAYE	B/G	1220	Birmingham	0.4	1.4	WRS-A	SAC	96.9	Decatur, AL	0.7	1.3
WKLD-F	C	97.7	Oneonta	0.4	1.2	WTUG-F	B/AC	92.9	Tuscaloosa, AL	0.6	2.7
WZPQ	G	1360	Jasper	0.6	0.6						

BIRMINGHAM

Consolidation Report	12+	25-54	Revenue
Citadel, pend. WAPI-AM, WJOX-AM, WRAX-FM, WYSF-FM, WZRR-FM	19.0 %	21.9 %	28.7 %
Clear Channel WDXB-FM, WENN-FM, WERC-AM, WMJJ-FM, WQEM-FM, WQEN-FM	19.8 %	20.7 %	25.7 %
Cox Radio WAGG-AM, WBHJ-FM, WBHK-FM, WEZN-AM, WODL-FM, WZZK-FM	35.7 %	34.7 %	39.4 %
	74.5 %	77.3 %	93.8 %

AM Stations

Station	Freq	Power	Class	Format	Advertiser	Agency	Buyer	Market
WAGG	610	5 kw/1 kw (DA-N)		Black Gospel	AURN, CBS, ABC	\$24.00	Eastman	Cox Radio
WAPI	1070	50 kw/5 kw (DA-N)		News	CNN	\$21.00	Christal	Citadel, pend.
WATV	900	1 kw/0.165 kw		Black Oldies	ABC	\$22.00	Interep	
WERC	960	5 kw (DA-N)		News/Talk	ABC, AMFM	\$59.00	Sentry	Clear Channel
WJLD	1400	1 kw		Black AC	Westwd, ABC, AURN	\$<20.00	--	Fairfield
WJOX	690	50 kw/0.5 kw (DA-N)		Sports	ESPN, 1-On-1	\$22.00	Christal	Citadel, pend.
WLGS	1260	5 kw/0.041 kw		Standards		\$ NA	--	Crawford

FM Stations

Station	Freq	Power	Class	Format	Advertiser	Agency	Buyer	Market
WBHJ	95.7	100 kw @ 981		Black		\$ NA	Mc-Guild	Cox Radio
WBHK	98.7	31 kw @ 620		Black AC	ABC	\$ NA	Eastman	Cox Radio
WDJC	93.7	100 kw @ 1007		Religion		\$29.00	Crawford	Crawford
WDXB	102.5	83 kw @ 2096		Country		\$34.00	Sentry	Clear Channel
WENN	105.9	1.4 kw @ 673		Black Oldies	ABC, AURN	\$ NA	Sentry	Clear Channel
WMJJ	96.5	100 kw @ 1026		AC		\$87.00	Sentry	Clear Channel
WODL	106.9	100 kw @ 1150		Oldies	ABC	\$56.00	Katz	Cox Radio
WQEM	101.5	1.95 kw @ 584		Simul. WQEN-F				Columbiana
WQEN	103.7	77 kw @ 1105		CHR	AMFM	\$ NA	Sentry	Clear Channel
WRAX	107.7	100 kw @ 1237		AOR-New Rock	Westwd	\$27.00	Christal	Citadel, pend.
WRLR	97.3	0.64 kw @ 1004		AOR		\$ NA	Katz	Cox Radio
WRRS	101.1	100 kw @ 1233		Contemp. Christian	USA	\$ NA	--	Cullman
WYSF	94.5	100 kw @ 1214		AC		\$ 56.00	Christal	Citadel, pend.
WZRR	99.5	100 kw @ 870		AOR/Classic AOR		\$90.00	Christal	Citadel, pend.
WZZK	104.7	100 kw @ 1300		Country		\$150.00	Katz	Cox Radio

Notes: 5/00 WAPI, WJOX, WRAX-F, WYSF-F and WZRR-F sold by Dick to Citadel as part of a \$300,000,000, three-market transaction

BOSTON

Arbitron Rank: 8 **Pop (12+):** 3,724,100
MSA Rank: 8
MSA Pop: 3,890,000
DMA: 6
Average Persons Rating: 16.0
Market TSL in Hours: 21.00

Stations: 41 / 34
Diaries: 4,542/ 820:1/ 49.1%
Sample Target: 4,600
% Below Line: 5.3
% Not Listed: 15.5
Pop per Station: 109,532

Last Year's Revenue: \$247,900,000
Household Income: \$61,384
Total Retail Sales: \$42.5 Bil.
#1 Biller: WBZ \$30,000,000
#1 Billing Portfolio
 CBS/Infinity \$109,500,000

12+ Metro	Format	Winter 00 1/4 Share	Fall 99	Sum 99	Spq 99	Win 99	4-Book Avg.	12+ Metro Cume / Rtg.	Fall 99	Win 99	12+ TSA AQH / Cume	Revenue Level	
1	WBZ	N/T	527 / 8.9	7 9	8.2	7 4	7.9	8 1	7965 / 21.4	20.8	21.9	L	WBZ
2	WMJX-F	AC	323 / 5.4	5 5	4.6	5 8	6.1	5.3	5276 / 14.2	14.5	15.6	J	WMJX-F
3	WXKS-F	CHR/AC	308 / 5.2	5 7	5.9	6 5	5.8	5.8	7314 / 19.6	19.7	19.2	K	WXKS-F
4	WRKO	T	302 / 5.1	5 0	4.7	5 1	4.9	5.0	3765 / 10.1	9.9	10.2	H	WRKO
5	WJMN-F	CHR	256 / 4.3	5 7	5.5	5 4	6.6	5.2	5538 / 14.9	14.9	17.5	J	WJMN-F
6	WCRB-F	CL	241 / 4.1	4 1	4.1	3 2	4.5	3.9	4241 / 11.4	10.7	10.9	G	WCRB-F
7	WODS-F	O	240 / 4.0	4 5	4.2	5 0	3.9	4.4	4603 / 12.4	12.4	12.5	J	WODS-F
8	WBCN-F	AOR	235 / 3.9	5 0	4.6	5 1	4.7	4.7	5095 / 13.7	16.7	14.8	K	WBCN-F
8	WBMX-F	AC-NR	235 / 3.9	4 0	3.8	4 1	4.4	4.0	5349 / 14.4	14.2	15.1	J	WBMX-F
10	WZLX-F	CL AOR	217 / 3.6	4 2	4.3	4 2	2.8	4.1	3948 / 10.6	10.2	9.1	J	WZLX-F
11	WEEI	SPRTS	208 / 3.5	3 6	3.9	3 9	2.5	3.7	3224 / 8.7	10.3	7.7	J	WEEI
12	WKLB-F	C	200 / 3.4	3 5	2.8	3 2	3.0	3.2	2691 / 7.2	7.4	6.7	H	WKLB-F
13	WROR-F	CL HITS	191 / 3.2	2 9	2.2	2 5	3.1	2.7	3349 / 9.0	8.5	8.3	H	WROR-F
14	WAAF-F	AOR-NR	185 / 3.1	2 7	3.4	3 3	3.2	3.1	3013 / 8.1	7.8	8.6	H	WAAF-F
15	WOSX-F	B/O	160 / 2.7	2 9	3.0	2 5	1.9	2.8	3065 / 8.2	8.5	7.5	G	WOSX-F
16	WPLM-F	SAC	124 / 2.1	1 7	1.5	1 4	1.7	1.7	1954 / 5.2	4.1	3.1		WPLM-F
17	WBOS-F	AOR-P	122 / 2.1	1 7	1.8	2 4	1.5	2.0	3143 / 8.4	7.4	6.7	I	WBOS-F
18	WXLO-F	AC/CHR	82 / 1.4	1 0	1.0	1 0	1.2	1.1	1749 / 4.7	4.3	4.2		WXLO-F
19	WFNX-F	AOR-NR	80 / 1.3	1 4	1.1	1 2	1.7	1.3	1992 / 5.3	5.7	5.6		WFNX-F
20	WBOT-F	B	74 / 1.2				0.4	0.3	1162 / 3.1		0.9		WBOT-F
20	WTCK-F	T	74 / 1.2	0 8	2 0	2 2	2 3	1 6	1673 / 4.2	3.5	5.3		WTCK-F
22	WXR-V	AOR-P	59 / 1.0	1 0	0 8	0 9	0 7	0 9	1247 / 3.3	3.5	2.9		WXR-V
23	WILD	B	57 / 1.0	1 6	0 8	0 9	1 3	1 1	556 / 1.5	1.9	1.7	C	WILD

12+ FM Share (Metro): 73.50% (3661 of 4981) (Winter 99: 76.16%)

Teens	18-34	18-49	25-49	25-54	35+	12+ AMD	12+ Mid	12+ PMD	12+ Eve	12+ Wknd	
1	WJMN-F	1 WBCN-F <	1 WMJX-F <	1 WMJX-F	1 WMJX-F	1 WBZ >	1 WBZ >	1 WMJX-F <	1 WRKO	1 WBZ >	1 WBZ
2	WXKS-F >>	2 WXKS-F >	2 WBMX-F <	2 WBMX-F <	2 WBZ <	2 WRKO	2 WBCN-F	2 WBZ <	1 WBZ	2 WJMN-F <	2 WXKS-F
3	WAAF-F >	3 WJMN-F <	3 WBMX-F <	3 WZLX-F <	3 WBMX-F	3 WCRB-F <	3 WXKS-F	3 WRKO	3 WXKS-F <	3 WMJX-F <	3 WJMN-F
4	WBOT-F <	4 WAAF-F <	4 WBCN-F <	4 WXKS-F <	3 WZLX-F <	4 WMJX-F <	4 WROR-F	4 WZLX-F <	4 WMJX-F	4 WXKS-F	4 WJMN-F
5	WBCN-F	5 WBMX-F	5 WZLX-F	5 WBCN-F <	5 WXKS-F <	5 WODS-F	4 WRKO	5 WEEI <	5 WJMN-F <	5 WCRB-F	4 WODS-F
6	WMJX-F <	6 WMJX-F <	6 WJMN-F <	6 WBZ	6 WEEI	6 WEEI <	4 WBMX-F <	6 WODS-F	6 WCRB-F <	6 WAAF-F	4 WCRB-F <
7	WZLX-F	7 WAAF-F <	6 WEEI <	6 WBCN-F <	7 WROR-F	7 WROR-F	7 WMJX-F	6 WCRB-F	7 WEEI <	7 WODS-F	7 WKLB-F <
8	WOSX-F	8 WOSX-F	8 WOSX-F <	8 WROR-F <	7 WKLB-F	8 WJMN-F <	6 WBMX-F <	8 WBMX-F <	8 WBMX-F <	7 WZLX-F <	8 WRKO
9	WFNX-F <	8 WBZ	9 WROR-F	9 WOSX-F <	9 WZLX-F <	9 WODS-F	9 WXKS-F <	9 WODS-F <	9 WRKO <	9 WRKO <	9 WBMX-F <
10	WBOS-F	8 WEEI <	10 WODS-F <	10 WODS-F	10 WPLM-F <	10 WZLX-F <	10 WKLB-F	10 WAAF-F <	10 WBCN-F <	10 WZLX-F <	

Wom 18-24	Wom 18-34	Wom 25-34	Wom 18-49	Wom 25-54	Men 18-24	Men 18-34	Men 25-34	Men 18-49	Men 25-54	12+ Ovrnite	
1	WXKS-F <	1 WXKS-F	1 WXKS-F	1 WMJX-F	1 WMJX-F	1 WAAF-F	1 WBCN-F <	1 WBCN-F >	1 WBCN-F	1 WEEI	1 WBZ >>>
2	WJMN-F >	2 WBMX-F <	2 WBMX-F <	2 WXKS-F <	2 WXKS-F <	2 WJMN-F	2 WAAF-F >	2 WAAF-F	2 WEEI <	2 WZLX-F <	2 WJMN-F
3	WBMX-F <	3 WMJX-F	3 WMJX-F	3 WBMX-F >	3 WBMX-F	3 WBCN-F >	3 WJMN-F >	3 WZLX-F <	3 WAAF-F <	3 WBCN-F <	3 WRKO
4	WJMN-F	4 WJMN-F	4 WOSX-F	4 WOSX-F	4 WOSX-F	4 WXKS-F <	4 WZLX-F <	4 WEEI <	4 WZLX-F	4 WBZ	4 WXKS-F
5	WBCN-F	5 WBCN-F <	5 WBCN-F <	5 WJMN-F	5 WBZ <	5 WFNX-F >	5 WBMX-F <	5 WBMX-F	5 WJMN-F <	5 WROR-F	5 WCRB-F
6	WZLX-F	6 WOSX-F <	6 WBOS-F <	6 WZLX-F	6 WODS-F <	6 WBMX-F <	6 WXKS-F	6 WJMN-F <	6 WBZ	6 WMJX-F	6 WJMN-F
7	WBOT-F	7 WZLX-F	7 WZLX-F	7 WROR-F <	7 WROR-F	7 WJMN-F <	7 WEEI	7 WXKS-F	7 WBMX-F <	6 WAAF-F <	
8	WAAF-F	8 WBOS-F	8 WFNX-F	8 WBCN-F <	8 WKLB-F	8 WZLX-F	8 WFNX-F	8 WKLB-F <	8 WROR-F <	8 WODS-F <	
8	WKLB-F	9 WFNX-F <		9 WBZ <	8 WCRB-F <	9 WBOT-F	9 WMJX-F <	9 WOSX-F <	9 WXKS-F	9 WBMX-F	
		10 WKLB-F <		10 WBOS-F	10 WZLX-F <					10 WJMN-F <	
				10 WKLB-F <							

BOSTON

Other Rated Stations				Metro Share	Cume Rating	TSA AQH Cume	Consolidation Report	12+	25-54	Revenue
WAMG-AA	SP-TP	1150	Boston	0.8	1.3		CBS/Infinity	24.3 %	24.6 %	44.2 %
WATD-F	AC	95.9	Marshfield, MA	0.5	0.9		WBCN-FM, WBMX-FM, WBZ-AM, WODS-FM, WZLX-FM			
WBOQ-F	CL	104.9	Gloucester, MA	0.3	1.2		Clear Channel	10.4 %	7.8 %	16.5 %
WBPS	SP-C	890	Dedham, MA	0.5	0.9		WJMN-FM, WXKS-AM, WXKS-FM			
WCAP	T	980	Lowell, MA	0.5	0.8		Entercom	14.4 %	14.4 %	17.3 %
WEZE	REL	590	Boston	0.3	1.2		WAAF-FM, WEEI-AM, WQSX-FM, WRKO-AM			
WHOB-F	CHR	106.3	Nashua, NH	0.4	1.7		Greater Media	15.3 %	18.5 %	18.6 %
WMEX	T	1060	Natick, MA	0.4	0.9		WBOS-FM, WKLB-FM, WMJX-FM, WROR-FM, WTKK-FM			
WRCA	SP	1330	Waltham, MA	0.3	0.9		Mega	1.3 %	1.7 %	%
WXKS	ST	1430	Everett, MA	0.9	2.5		WAMG-AM, WBPS-AM, WLLH-AM			

Other Rated Stations--Outside Market				Metro Share	Cume Rating	TSA AQH Cume				
WCTK-F	C	98.1	New Bedford, MA	0.6	1.4					
WGIR-F	AOR	101.1	Manchester, NH	0.9	2.9					
WHJY-F	AOR	94.1	Providence	0.6	1.7					
WOKQ-F	C	97.5	Dover, NH	0.5	1.8					
WSRS-F	SAC	96.1	Worcester, MA	0.5	1.8					
WZID-F	AC/SAC	95.7	Manchester, NH	0.8	1.7					
							65.8 %	67.0 %	96.6 %	

AM Stations

Station	Power	Time	Format	Parent	Revenue	Group	Company
WBZ	1030	50 kw (DA-1)	News/Talk	ABC, CBS, AP	\$327.00	Group W	CBS/Infinity
WEEI	850	50 kw (DA-2)	Sports	CBS, Westwd	\$215.00	Eastman	Entercom
WILD	1090	5 kw (Days)	Black	ABC	\$52.00	Interop	
WRKO	680	50 kw (DA-2)	Talk	ABC	\$180.00	Eastman	Entercom

FM Stations

Station	Power	Time	Format	Parent	Revenue	Group	Company	Location
WAAF	107.3	18.5 kw @ 822	AOR-New Rock		\$142.00	D&R	Entercom	Worcester
WBCH	104.1	20.9 kw @ 771	AOR	Westwd	\$350.00	CBS	CBS/Infinity	
WBMX	98.5	9 kw @ 1145	Modern AC		\$235.00	Christal	CBS/Infinity	
WBOS	92.9	8.81 kw @ 1152	Progressive AOR		\$155.00	Mc-Guild	Greater Media	Brookline
WBOT	97.7	2.7 kw @ 492	Black		\$ NA	—	Radio One	Brockton, MA
WCRB	102.5	8.1 kw @ 1152	Classical		\$125.00	Allied	Charles River	Waltham
WFNX	101.7	1.65 kw @ 449	New Rock		\$60.00	Allied		Lynn
WJMN	94.5	11.5 kw @ 1053	CHR		\$165.00	Kalz	Clear Channel	
WKLB	99.5	32 kw @ 600	Country		\$100.00	Mc-Guild	Greater Media	
WMJX	106.7	21.4 kw @ 771	AC		\$251.00	Mc-Guild	Greater Media	
WVHQ	92.1	0.18 kw @ 1332	Simul. WFNX-F					Peterborough, NH
WODS	103.3	16 kw @ 887	Oldies		\$200.00	CBS	CBS/Infinity	
WPLM	99.1	50 kw @ 430	Soft AC	Westwd	\$ NA	K&P		Plymouth
WQSX	93.7	34 kw @ 587	Black Oldies		\$ NA	Christal	Entercom	Lawrence
WROR	105.7	8.5 kw @ 1145	Classic Hits		\$ NA	Mc-Guild	Greater Media	Framingham
WTKK	95.9	9 kw @ 1152	Talk	Westwd, CNN	\$150.00	Mc-Guild	Greater Media	
WXKS	107.9	20.5 kw @ 771	CHR/AC		\$310.00	Kalz	Clear Channel	Medford
WXRV	92.5	25 kw @ 711	Progressive AOR	Westwd, CBS	\$ NA	--		Haverhill
WZLX	100.7	21.4 kw @ 771	Classic AOR	Westwd	\$260.00	Infinity	CBS/Infinity	

Notes: WXLO-F -- See Worcester in the Fall 1999 American Radio . . . 5/00 WILD LMA'd to Radio One

BUFFALO

Arbitron Rank: 45 **Pop (12+):** 962,000
MSA Rank: 46
MSA Pop: 1,160,000
DMA: 42
Average Persons Rating: 16.0
Market TSL in Hours: 21.00

Stations: 25 / 22
Diaries: 2,479 / 388:1 / 59.4%
Sample Target: 2,420
% Below Line: 2.9
% Not Listed: 10.5
Pop per Station: 43,727

Last Year's Revenue: \$49,000,000
Household Income: \$44,040
Total Retail Sales: \$10.5 Bil.
#1 Biller: WBEN \$6,900,000
#1 Billing Portfolio
 Entercom \$19,030,000

12+ Metro	Format	Winter 00 1/4 Share	Fall 99	Sum 99	Spg 99	Win 99	4-Book Avg.	12+ Metro Cume / Rtg.	Fall 99	Win 99	12+ TSA AQH / Cume	Revenue Level	
1 WBEN	FS/T	155 / 10.1	6.8	7.0	7.7	7.6	7.9	2058 / 21.4	19.8	18.4		G	WBEN
2 WYRK-F	C	141 / 9.2	8.7	8.7	9.6	8.2	9.0	1714 / 17.8	-17.7	18.0		F	WYRK-F
3 WKSE-F	CHR	134 / 8.7	8.0	8.5	8.1	7.3	8.3	2322 / 24.1	23.1	23.6		F	WKSE-F
4 WGRF-F	AOR/CL	122 / 7.9	8.3	9.3	6.8	7.7	8.1	1760 / 18.3	22.8	17.6		G	WGRF-F
5 WBLK-F	B	117 / 7.6	7.6	7.7	7.6	7.5	7.6	1252 / 13.0	13.2	13.6		E	WBLK-F
6 WJYE-F	SAC	107 / 7.0	6.9	6.1	8.2	8.5	7.0	1702 / 17.7	16.7	19.1		F	WJYE-F
7 WHTT-F	O	99 / 6.4	5.9	6.6	8.2	5.9	6.8	1897 / 19.7	17.0	18.8		G	WHTT-F
8 WMJQ-F	AC/CHR	75 / 4.9	4.6	4.4	4.9	5.6	4.7	1458 / 15.2	13.6	14.7		F	WMJQ-F
9 WGR	T	74 / 4.8	4.5	4.2	5.2	5.9	4.7	1253 / 13.0	14.7	16.5		D	WGR
10 WECK	ST	71 / 4.6	5.3	4.8	4.9	5.8	4.9	846 / 9.8	10.1	10.9		A	WECK
11 WEDG-F	AOR-NR	67 / 4.4	4.5	5.2	4.1	4.3	4.5	1346 / 14.0	14.4	14.3		E	WEDG-F
12 WBUF-F	B/O	41 / 2.7	4.4	3.9	3.3	3.2	3.6	1023 / 10.6	12.6	14.1		C	WBUF-F
13 CKEY-F	AOR-P	26 / 1.7	1.7	1.9	1.2	1.4	1.6	685 / 7.1	7.7	6.6			CKEY-F
14 CHTZ-F	AOR	21 / 1.4	1.4	1.2	1.3	1.3	1.3	434 / 4.5	5.2	3.6			CHTZ-F
15 WWWS	B/O	19 / 1.2	1.1	1.4	1.7	1.5	1.4	254 / 2.6	2.7	2.9		A	WWWS
16 WNUC-F	C	18 / 1.2	1.2	1.4	1.7	1.4	1.4	605 / 6.3	6.0	6.7		B	WNUC-F
16 CILO-F	AOR	18 / 1.2	1.2	1.5	0.8	0.9	1.2	344 / 3.6	4.0	3.6			CILO-F
18 WXRL	C	16 / 1.0	0.6	0.6	0.3	0.7	0.6	280 / 2.9	2.0	2.5			WXRL
19 WDCX-F	REL	15 / 1.0	1.1	0.8	0.8	0.8	0.9	312 / 3.2	3.5	3.0			WDCX-F

12+ FM Share (Metro): 73.62% (1013 of 1376) (Winter 99: 72.88%)

Teens	18-34	18-49	25-49	25-54	35+	12+ AMD	12+ Mid	12+ PMD	12+ Eve	12+ Wknd
1 WKSE-F >>>	1 WKSE-F	1 WGRF-F	1 WGRF-F >	1 WGRF-F	1 WBEN	1 WBEN >	1 WJYE-F <	1 WBEN <	1 WBLK-F	1 WYRK-F
2 WBLK-F >>	2 WGRF-F <	2 WKSE-F	2 WYRK-F <	2 WYRK-F	2 WYRK-F	2 WKSE-F <	2 WBEN	2 WKSE-F <	2 WKSE-F >	2 WKSE-F
3 WEDG-F >>>	3 WBLK-F <	3 WBLK-F	3 WBLK-F <	3 WJYE-F <	3 WHTT-F	3 WYRK-F <	2 WYRK-F	3 WYRK-F <	3 WHTT-F <	3 WBLK-F <
	4 WEDG-F	4 WYRK-F	4 WKSE-F <	4 WHTT-F <	3 WJYE-F	4 WGRF-F	2 WGRF-F	4 WBLK-F	4 WBEN	4 WBEN <
	5 WMJQ-F <	5 WMJQ-F <	5 WJYE-F <	5 WBLK-F <	5 WECK <	5 WHTT-F <	5 WHTT-F <	5 WGRF-F <	5 WYRK-F	5 WGRF-F <
	6 WYRK-F >	6 WJYE-F <	6 WMJQ-F <	6 WKSE-F <	6 WGRF-F	6 WJYE-F <	6 WGR <	6 WJYE-F	5 WEDG-F <	6 WHTT-F <
		7 WEDG-F <	7 WHTT-F	7 WMJQ-F	7 WGR	7 WBLK-F	7 WECK <	7 WGR	7 WGRF-F	7 WECK
		8 WHTT-F >	8 WBEN <	8 WBEN	7 WBLK-F	8 WGR <	8 WKSE-F <	8 WHTT-F <	8 WMJQ-F <	7 WJYE-F
							9 WMJQ-F <	9 WMJQ-F	9 WEDG-F	9 WEDG-F <
										10 WMJQ-F >

Wom 18-24	Wom 18-34	Wom 25-34	Wom 18-49	Wom 25-54	Men 18-24	Men 18-34	Men 25-34	Men 18-49	Men 25-54	12+ Ovrnite
1 WKSE-F >>>	1 WKSE-F >	1 WKSE-F	1 WKSE-F >	1 WYRK-F <	1 WEDG-F <	1 WGRF-F	1 WGRF-F >	1 WGRF-F >>	1 WGRF-F >	1 WBEN
2 WBLK-F	2 WBLK-F <	2 WBLK-F <	2 WBLK-F	2 WJYE-F	2 WBLK-F	2 WEDG-F	2 WEDG-F >	2 WEDG-F	2 WHTT-F	2 WBLK-F >
2 WEDG-F	3 WMJQ-F	3 WMJQ-F	2 WMJQ-F <	3 WKSE-F <	3 WKSE-F	3 WBLK-F	3 WBLK-F <	3 WBLK-F	3 WGR	3 WKSE-F
4 WMJQ-F >	4 WYRK-F	4 WYRK-F	4 WYRK-F	4 WMJQ-F	3 WGRF-F >>	4 WKSE-F	4 WGR	4 WGR	4 WYRK-F <	4 WYRK-F
5 WYRK-F	5 WEDG-F	5 WJYE-F	4 WJYE-F >	5 WBLK-F >	5 WYRK-F	5 WGR	5 CHTZ-F	4 WYRK-F	5 WBEN	5 WGRF-F
	5 WJYE-F <	6 WGRF-F >	6 WGRF-F >	6 WGRF-F	5 CILO-F	6 WYRK-F	5 WYRK-F	4 WHTT-F	6 WEDG-F <	6 WHTT-F <
				7 WHTT-F				7 WKSE-F >	7 WBLK-F	7 WBLK-F
								8 WBEN	8 WJYE-F	

Other Rated Stations				Metro Share	Cume Rating	TSA AOH Cume	Other Rated Stations--Outside Market				Metro Share	Cume Rating	TSA AOH Cume
CFNY-F	AOR-NR	102.1	Toronto, ON	0.5	2.8	CHUM-F	AC	104.5	Toronto, ON	0.3	1.4		
WLVL	T	1340	Lockport	0.4	1.7								
WMNY	B/G	1120	Buffalo	0.3	0.8								
WUFO	B/G	1080	Amherst	0.8	1.6								
WWKB	SPRTS	1520	Buffalo	0.3	1.8								

BUFFALO

Consolidation Report	12+	25-54	Revenue
CBS/Infinity WBLK-FM, WBUF-FM, WECK-AM, WJYE-FM, WYRK-FM	31.1 %	30.1 %	31.1 %
Citadel WEDG-FM, WGRF-FM, WHTT-FM, WMNY-AM	19.0 %	24.7 %	28.2 %
Entercom WBEN-AM, WGR-AM, WKSE-FM, WMJQ-FM, WWKB-AM, WWW-AM	30.0 %	26.3 %	38.8 %
	80.2 %	81.1 %	98.1 %

AM Stations

Station	Freq	Power	Format	Ownership	Revenue	Parent	Location
WBEN	930	5 kw (DA-N)	Full Service/Talk	CBS, Westwd, ESPN	\$100.00	Allied	Entercom
WECK	1230	1 kw	Standards	Westwd	<\$20.00	Christal	CBS/Infinity Cheektowaga
WGR	550	5 kw (DA-N)	Talk	ABC, ESPN	\$49.00	Allied	Entercom
WWW-AM	1400	1 kw	Black Oldies	ABC	\$ NA	D&R	Entercom
WXRL	1300	5 kw/2.5 kw (DA-2)	Country	Westwd, CNN	\$ NA	—	Lancaster

FM Stations

Station	Freq	Power	Format	Ownership	Revenue	Parent	Location
CILQ	107.1	40 kw @ 1381	AOR		\$ NA	Canadian	Toronto, ON
CKEY	101.1	26 kw @ 400	Progressive AOR		\$ NA	—	JSA by Citadel Fl. Erie, ON
WBLK	93.7	50 kw @ 400	Black	CBS	\$57.00	Katz	CBS/Infinity Depew
WBUF	92.9	91 kw @ 580	Black Oldies	CBS	\$ NA	Christal	CBS/Infinity
WOCX	99.5	110 kw @ 640	Religion		\$ NA	—	Crawford
WEDG	103.3	49 kw @ 340	AOR-New Rock		\$64.00	Interop	Citadel
WGRF	96.9	24 kw @ 712	AOR/Classic AOR		\$79.00	Interop	Citadel
WHTT	104.1	50 kw @ 390	Oldies	Westwd	\$85.00	Allied	Citadel
WJYE	96.1	47 kw @ 505	Soft AC		\$84.00	Christal	CBS/Infinity
WKSE	98.5	46 kw @ 420	CHR		\$77.00	D&R	Entercom Niagara Falls
WMJQ	102.5	110 kw @ 1340	AC/CHR		\$70.00	D&R	Entercom
WNUC	107.7	12 kw @ 800	Country	Westwd	\$25.00	—	Adelphia, pend. Wethersfield
WYRK	106.5	50 kw @ 466	Country		\$90.00	Christal	CBS/Infinity

Notes: 2/00 Entercom shuffled programming of its AM stations: WBEN dropped all Sports talk; WGR changed from Talk to Sports; WWKB changed from Sports to simulcasting CHR WKSE-F . . . 4/00 WMJQ-F changed calls to WTSS-F

CHARLOTTE

Arbltron Rank: 37 Pop (12+): 1,191,000
 MSA Rank: 42
 MSA Pop: 1,400,000
 DMA: 28
 Average Persons Rating: 14.4
 Market TSL in Hours: 19.25

Stations: 28 / 21
 Diaries: 2,279 / 523:1 / 49.1%
 Sample Target: 2,230
 % Below Line: 4.4
 % Not Listed: 17.0
 Pop per Station: 56,714

Last Year's Revenue: \$92,400,000
 Household Income: \$48,779
 Total Retail Sales: \$15.0 Bil.
 #1 Biller: WBTV-AF \$12,060,000
 #1 Billing Portfolio
 Clear Channel, pend. \$35,465,000

12+ Metro	Format	Winter 00 1/4 Share	Fall 99	Sum 99	Spq 99	Win 99	4-Book Avg.	12+ Metro Cume / Rtg.	Fall 99	Win 99	12+ TSA AQH / Cume	Revenue Level	
1	WPEG-F	163 / 9.5	9.3	9.1	8.9	8.5	9.2	1909 / 16.0	18.0	17.6		H	WPEG-F
2	WNKS-F	129 / 7.5	8.8	8.8	8.0	6.9	8.3	2301 / 19.3	21.4	19.8		G	WNKS-F
3	WBT-AF	121 / 7.1	4.8	5.5	7.0	6.3	6.1	1928 / 16.2	13.2	14.5		I	WBT-AF
4	WWMG-F	97 / 5.7	6.1	5.8	6.3	5.6	6.0	1508 / 12.7	13.5	13.7		G	WWMG-F
5	WSOC-F	96 / 5.6	4.8	6.1	5.4	5.2	5.5	1661 / 13.9	13.7	13.7		H	WSOC-F
6	WKKT-F	91 / 5.3	5.8	5.6	5.7	5.1	5.6	1634 / 13.7	14.4	13.6		G	WKKT-F
7	WLYT-F	87 / 5.1	7.2	6.0	7.9	6.5	6.5	1602 / 13.5	15.7	15.5		H	WLYT-F
8	WRFX-F	85 / 5.0	5.4	6.1	5.0	6.2	5.4	1612 / 13.5	14.1	15.5		I	WRFX-F
9	WSSS-F	77 / 4.5	2.5	2.9	2.6	3.7	3.1	1345 / 11.3	8.5	10.8		G	WSSS-F
10	WBAV-F	76 / 4.4	4.9	6.3	4.8	6.0	5.1	1043 / 8.8	9.9	11.3		F	WBAV-F
11	WLNK-F	74 / 4.3	4.9	3.9	3.8	4.1	4.2	1642 / 13.0	12.8	14.4		G	WLNK-F
12	WCCJ-F	65 / 3.8	3.1	2.9	2.3	2.8	3.0	1074 / 9.0	7.8	5.9		C	WCCJ-F
13	WXRC-F	61 / 3.0	2.7	2.7	3.2	2.6	2.9	897 / 7.5	7.9	7.7		C	WXRC-F
14	WEND-F	38 / 2.2	2.8	3.3	3.2	3.0	2.9	1028 / 8.6	9.4	9.8		D	WEND-F
15	WMIT-F	27 / 1.6	1.4	0.8	1.1	1.8	1.2	529 / 4.4	5.0	4.8			WMIT-F
16	WNMX-F	24 / 1.4	1.9	2.9	2.3	2.7	2.1	454 / 3.8	5.0	5.3		B	WNMX-F
17	WFNZ	21 / 1.2	1.1	1.3	1.4	1.1	1.3	434 / 3.6	3.2	4.1		B	WFNZ

12+ FM Share (Metro) 87.89% (1248 of 1420) (Winter 99 89.49%)

Teens	18-34	18-49	25-49	25-54	35+	12+ AMD	12+ Mid	12+ PMD	12+ Eve	12+ Wknd
1 WPEG-F <	1 WPEG-F >	1 WPEG-F	1 WPEG-F	1 WPEG-F <	1 WBT-AF	1 WNKS-F <	1 WBT-AF	1 WPEG-F	1 WPEG-F >	1 WPEG-F >
2 WNKS-F >>>	2 WNKS-F	2 WNKS-F	2 WNKS-F <	2 WWMG-F <	2 WWMG-F	2 WRFX-F <	2 WPEG-F <	2 WNKS-F	2 WNKS-F	2 WNKS-F >
3 WEND-F	3 WXRC-F <	3 WSSS-F <	3 WRFX-F <	3 WRFX-F <	3 WLYT-F	3 WPEG-F	3 WWTG-F	3 WBT-AF <	3 WBAV-F	3 WSOC-F <
4 WKKT-F <	4 WRFX-F <	4 WSSS-F <	4 WNKS-F <	4 WSOC-F	3 WSOC-F	3 WBT-AF	3 WLYT-F <	4 WWMG-F <	4 WBT-AF <	4 WWMG-F <
5 WSSS-F	5 WKKT-F <	5 WLNK-F	5 WSSS-F <	5 WRFX-F	5 WLNK-F	5 WSOC-F <	5 WKKT-F <	5 WLYT-F <	5 WBT-AF <	5 WBT-AF <
6 WEND-F <	6 WLNK-F <	6 WCCJ-F	6 WLNK-F <	6 WKKT-F <	6 WWMG-F <	6 WSSS-F	6 WSOC-F	6 WKKT-F <	6 WKKT-F <	6 WKKT-F
7 WBAV-F <	7 WBAV-F	6 WBAV-F <	7 WLYT-F	7 WBAV-F <	7 WBAV-F <	7 WNKS-F <	7 WSSS-F	7 WSOC-F <	7 WSOC-F <	7 WBAV-F <
8 WLNK-F <	8 WCCJ-F <	8 WKKT-F <	8 WKKT-F	8 WLNK-F <	8 WLNK-F <	8 WKKT-F <	8 WKKT-F	8 WLYT-F	8 WCCJ-F <	8 WCCJ-F <
9 WRFX-F <	9 WLYT-F <	9 WLYT-F <	8 WBAV-F <	9 WNKS-F <	9 WXRC-F <	9 WCCJ-F <	9 WCCJ-F	9 WRFX-F	9 WRFX-F	9 WLYT-F <
	10 WXRC-F	10 WWMG-F <	10 WCCJ-F <	10 WCCJ-F <	10 WCCJ-F <	10 WSOC-F <	10 WLNK-F <	9 WRFX-F <	10 WWMG-F	10 WSSS-F <
	10 WSOC-F <									

Wom 18-24	Wom 18-34	Wom 25-34	Wom 18-49	Wom 25-54	Men 18-24	Men 18-34	Men 25-34	Men 18-49	Men 25-54	12+ Ovrnite
1 WPEG-F >	1 WPEG-F	1 WPEG-F	1 WNKS-F <	1 WNKS-F <	1 WPEG-F >>>	1 WPEG-F >	1 WPEG-F	1 WPEG-F	1 WRFX-F	1 WPEG-F
2 WNKS-F >>>	2 WNKS-F >	2 WNKS-F	2 WPEG-F >	2 WLYT-F	2 WKKT-F	2 WXRC-F >	2 WXRC-F >	2 WRFX-F >	2 WWMG-F <	2 WBT-AF >
3 WEND-F	3 WKKT-F <	3 WSSS-F <	3 WKKT-F	3 WPEG-F <	2 WXRC-F	3 WKKT-F	3 WRFX-F	3 WXRC-F <	3 WPEG-F	3 WNKS-F >
3 WKKT-F	4 WBAV-F	4 WLNK-F <	3 WLNK-F <	4 WLNK-F <	4 WNKS-F >	3 WSSS-F <	3 WSSS-F >	4 WSSS-F	4 WSSS-F <	4 WWMG-F >
3 WBAV-F >	4 WSSS-F <	5 WKKT-F	5 WBAV-F <	5 WSSS-F <	5 WEND-F	5 WNKS-F	5 WBT-AF	5 WNKS-F <	5 WBT-AF	
6 WLNK-F	6 WLNK-F	5 WBAV-F	6 WSSS-F	6 WBAV-F	5 WRFX-F	6 WCCJ-F	6 WBT-AF	6 WXRC-F <	6 WXRC-F <	
6 WXRC-F	7 WCCJ-F	7 WCCJ-F	6 WLYT-F	6 WKKT-F	7 WEND-F >	6 WEND-F	6 WKKT-F <	7 WLNK-F <	7 WLNK-F <	
	7 WEND-F	8 WSOC-F	8 WCCJ-F <	6 WWTG-F	8 WBT-AF	6 WNKS-F	8 WLNK-F	8 WBAV-F	8 WBAV-F	
	7 WSOC-F	9 WSOC-F	9 WSOC-F	9 WCCJ-F >	8 WSOC-F	9 WSOC-F	9 WBAV-F	9 WBAV-F	9 WCCJ-F <	
							9 WWMG-F <	10 WNKS-F <	10 WNKS-F <	

Other Rated Stations					Other Rated Stations--Outside Market						
			Metro Share	Cume Rating	TSA AQH Cume				Metro Share	Cume Rating	TSA AQH Cume
WGIV	B/G	1600	Charlotte	0.9	2.1	WAGI-F	C	105.3	Gaffney, SC	0.4	1.4
WIXE	C	1190	Monroe, NC	0.6	0.5	WFMX-F	C	105.7	Statesville, NC	0.7	2.7
WJOW	SP VA	1030	Mini Hill, NC	0.9	0.9	WHSL-F	C	100.3	High Point, NC	0.4	0.8
WRHI	T	1340	Rock Hill, SC	0.4	0.8	WJMH-F	B	102.1	Reidsville, NC	0.5	1.4
						WKRR-F	AOR/CL	92.3	Asheboro, NC	0.4	1.5
						WTOR-F	C	104.1	Winston Salem	0.5	1.1

CHARLOTTE

Consolidation Report	12+	25-54	Revenue
CBS/Infinity WBAV-FM, WFNZ-AM, WGIV-AM, WNKS-FM, WPEG-FM, WSOC-FM, WSSS-FM	33.6 %	33.2 %	37.0 %
Clear Channel, pend. WEND-FM, WKKT-FM, WLYT-FM, WRFX-FM, WWMG-FM	23.3 %	26.9 %	39.2 %
Jefferson-Pilot WBT-AF, WLNK-FM	11.4 %	10.8 %	19.7 %
	68.3 %	70.9 %	95.9 %

AM Stations

Station	Freq	Power	Service	Network	Revenue	Company	Parent
WBT	1110	50 kw (DA-N)	Full Service	CBS, CNN	\$119.00	CBS	Jefferson-Pilot
WFNZ	610	5 kw/1 kw (DA-2)	Sports	CBS, Westwd, I/1	\$ NA	Eastman	CBS/Infinity

FM Stations

Station	Freq	Power	Service	Network	Revenue	Company	Parent	Location
WBAV	101.9	100 kw @ 988	Black AC	ABC	\$49.00	Katz	CBS/Infinity	
WBT	99.3	7.6 kw @ 604	Simul. WBT					Chester, SC
WCCJ	92.7	6 kw @ 328	Black Oldies		\$ NA	Allied	Radio One, pend.	Harrisburg
WEND	106.5	65 kw @ 1046	AOR-New Rock		\$53.00	Mc-Guild	Cir Chnl, pend.	Salisbury
WKKT	96.9	100 kw @ 1548	Country		\$95.00	D&R	Clear Channel	Statesville
WLNK	107.9	100 kw @ 1694	Modern AC		\$80.00	CBS	Jefferson-Pilot	
WLYT	102.9	31 kw @ 1535	Soft AC	AMFM	\$100.00	Sentry	Clear Channel	Hickory
WNKS	95.1	100 kw @ 1542	CHR		\$60.00	Katz	CBS/Infinity	
WNMX	106.1	20 kw @ 364	Standards	ABC	\$25.00	Roslin	GHB	Waxhaw, SC
WPEG	97.9	95 kw @ 1610	Black	CBS, Westwd, ABC	\$155.00	Christal	CBS/Infinity	Concord
WRFX	99.7	84 kw @ 1056	AOR		\$177.00	Eastman	Clear Channel	Kannapolis
WSOC	103.7	100 kw @ 1059	Country		\$175.00	Katz	CBS/Infinity	
WSSS	104.7	100 kw @ 1210	Classic Hits		\$80.00	Katz	CBS/Infinity	
WWMG	96.1	100 kw @ 1745	Oldies		\$90.00	Mc-Guild	Cir Chnl, pend.	Shelby
WXRC	95.7	100 kw @ 1020	AOR	ABC	\$ NA	Allied		Hickory

Notes: 5/00 WEND-F and WWMG-F sold by Dalton to Clear Channel for \$60,000,000

FORMAT CODES

AC - Adult Contemporary	J - Jazz and New Adult Contemporary
AC-NR - Modern AC	KIDS - Children's
AOR - Album Oriented Rock	N - News
AOR-NR - New Rock	O - Oldies (50's & 60's)
AOR-P - Progressive AOR	REL - Religion, Christian
B - Black (audience 75%+ Black)	REL-CC - Contemporary Christian
B/AC - Black Adult Contemporary	SAC - Soft Adult Contemporary
B/G - Black Gospel	SP - Hispanic/Spanish
B/O - Black Oldies	SP-C - Hispanic Contemporary
BIZ - Business News & Talk	SP-NT - Hispanic News/Talk/Information
C - Country	SP-R - Hispanic-Regional
C/O - Classic Country	SP-TP - Hispanic-Tropical
CHR - Contemporary Hit Radio, Top 40	SP-VA - Hispanic Variety
CL - Classical	SP-TJ - Tejano
CL AOR - Classic AOR, Classic Rock	SPRTS - Sports
CL HITS - Classic Hits/70's Oldies	ST - Standards, Big Band, Nostalgia
E - Ethnic (usually Foreign Lang.)	T - Talk
EZ - Easy Listening, Beautiful Music	U - Urban (majority of audience is non-white)
FS - Full Service	VA - Variety
G - Gospel	? - Others or Unknown

REVENUE LEVEL CODES

A - Less than \$500,000	E - \$3,000,000 to \$3,999,999	I - \$10,000,000 to \$14,999,999
B - \$500,000 to \$999,999	F - \$4,000,000 to \$4,999,999	J - \$15,000,000 to \$19,999,999
C - \$1,000,000 to \$1,999,999	G - \$5,000,000 to \$6,999,999	K - \$20,000,000 to \$29,999,999
D - \$2,000,000 to \$2,999,999	H - \$7,000,000 to \$9,999,999	L - \$30,000,000+

CHATTANOOGA

Arbitron Rank: 104 Pop (12+): 390,600	Stations: 23 / 22	Last Year's Revenue: \$20,300,000
MSA Rank: 113	Diaries: 1,553/ 252:1/ 48.8%	Household Income: \$38,582
MSA Pop: 452,000	Sample Target: 1,430	Total Retail Sales: \$5.2 Bil.
DMA: 87	% Below Line: 0.5	#1 Biller: WUSY-F \$5,500,000
Average Persons Rating: 15.1	% Not Listed: 14.9	#1 Billing Portfolio
Market TSL in Hours: 20.00	Pop per Station: 17,755	Clear Channel, pend. \$6,920,000

12+ Metro	Format	Winter 00 1/4 Share	Fail 99	Sum 99	Spg 99	Win 99	4-Book Avg.	12+ Metro Cume / Rtg.	Fail 99	Win 99	12+ TSA AQH / Cume	Revenuc Level		
1	WUSY-F	C	112 / 19.0	193	216	182	240	195	1208 / 30.9	32	34	5	G	WUSY-F
2	WSKZ-F	AOR/CL	48 / 8.2	75	70	102	81	82	614 / 15.7	19	18	4	E	WSKZ-F
3	WDEF-F	SAC	44 / 7.5	89	77	86	82	82	658 / 16.9	21	16	4	D	WDEF-F
4	WJTT-F	B	39 / 6.6	66	63	64	59	65	454 / 11.6	10	7	8	C	WJTT-F
5	WOGT-F	O	32 / 5.4	49	45	63	48	53	473 / 12.1	11	8	2	C	WOGT-F
5	WGOW-F	T	32 / 5.4	47	53	43	41	49	395 / 10.1	10	9	3	C*	WGOW-F
7	WLOV-F	B/O	28 / 4.8	42	47	36	46	43	265 / 6.8	7	2	3		WLOV-F
8	WDDO-F	AOR-NR	27 / 4.6	54	75	53	53	57	545 / 14.0	15	2	6	C	WDDO-F
9	WRXR-F	ADR	25 / 4.2	30	25	26	28	31	375 / 9.6	9	7	8	B	WRXR-F
10	WKXJ-F	CHR	24 / 4.1	45	58	56	38	50	478 / 12.2	14	7	4	B	WKXJ-F
11	WGOW	T	17 / 2.9	24	28	26	13	27	260 / 6.6	7	0	4	*	WGOW
11	WDDO	ST	17 / 2.9	30	27	26	26	28	190 / 4.9	4	9	4		WDDO
13	WNOD	BIAC	15 / 2.5	28	15	17	26	21	160 / 4.1	3	7	4		WNOD
14	WBDX-F	REL-CC	13 / 2.2	24	18	18	16	21	205 / 5.3	7	4	5		WBDX-F

12+ FM Share (Metro): 87.03% (436 of 501) (Winter 99: 90.02%)

Teens	18-34	18-49	25-49	25-54	35+	12+ AMD	12+ Mid	12+ PMD	12+ Eve	12+ Wknd
1	WJTT-F	1 WUSY-F >	1 WUSY-F >	1 WUSY-F >	1 WUSY-F >>	1 WUSY-F >>	1 WUSY-F >>	1 WUSY-F >>	1 WUSY-F	1 WUSY-F >
2	WKXJ-F	2 WDDO-F	2 WSKZ-F >	2 WSKZ-F >	2 WDEF-F	2 WDEF-F <	2 WDEF-F <	2 WSKZ-F	2 WJTT-F >	2 WJTT-F
3	WUSY-F >>>	2 WRXR-F	3 WDEF-F <	3 WDEF-F	3 WSKZ-F	3 WSKZ-F	3 WSKZ-F	3 WJTT-F <	3 WSKZ-F	3 WSKZ-F
4	WJTT-F <	4 WJTT-F	4 WGOW-F <	4 WGOW-F	4 WOGT-F	4 WGOW-F	4 WGOW-F	4 WDEF-F <	4 WDEF-F	4 WDLF-F <
5	WSKZ-F	4 WDDO-F <	5 WJTT-F	4 WOGT-F	5 WGOW-F <	5 WJTT-F	5 WOGT-F <	5 WOGT-F <	4 WKXJ-F	5 WLOV-F <
6	WKXJ-F	6 WRXR-F	6 WDDO-F	6 WJTT-F	6 WLOV-F	6 WOGT-F <	6 WGOW	6 WGOW-F <	6 WRXR-F	6 WOGT-F
7	WDEF-F	7 WGOW-F	6 WLOV-F <	6 WLOV-F	7 WDDO <	7 WLOV-F <	7 WDDO-F <	7 WDDO-F	6 WLOV-F	7 WRXR-F <
		8 WLOV-F	8 WOGT-F <	8 WDDO-F	8 WGOW	8 WDDO-F <	8 WJTT-F	8 WKXJ-F <	8 WDDO-F	8 WKXJ-F <
						9 WKXJ-F <	9 WRXR-F <	9 WLOV-F <	8 WOGT-F	9 WNOD
							10 WLOV-F	10 WGOW		

Wom 18-24	Wom 18-34	Wom 25-34	Wom 18-49	Wom 25-54	Men 18-24	Men 18-34	Men 25-34	Men 18-49	Men 25-54	12+ Ovrnite
1	WKXJ-F	1 WUSY-F >	1 WUSY-F >	1 WUSY-F >	1 WRXR-F	1 WRXR-F >	1 WRXR-F	1 WSKZ-F	1 WSKZ-F	1 WUSY-F >>>
2	WDDO-F	2 WJTT-F	2 WJTT-F	2 WDEF-F >	2 WDDO-F	2 WSKZ-F	2 WSKZ-F	2 WUSY-F >	2 WUSY-F >	2 WSKZ-F
2	WJTT-F	2 WDDO-F	2 WDEF-F	3 WJTT-F <	3 WOGT-F	3 WJTT-F	3 WUSY-F	3 WRXR-F	3 WGOW-F	3 WGOW-F
4	WUSY-F	4 WKXJ-F	2 WDDO-F	4 WOGT-F <	4 WSKZ-F <	3 WUSY-F >	3 WDDO-F	4 WGOW-F	4 WRXR-F >	4 WDEF-F
4	WRXR-F >	5 WDEF-F	5 WSKZ-F	5 WDDO-F	5 WJTT-F	5 WJTT-F >	5 WJTT-F	5 WDDO-F	5 WDEF-F	4 WJTT-F
6	WDEF-F	6 WSKZ-F	6 WKXJ-F >	5 WKXJ-F	5 WLOV-F >		5 WGOW-F >>	6 WJTT-F >	5 WDDO-F	6 WRXR-F
		7 WRXR-F		7 WSKZ-F	7 WDDO-F				5 WJTT-F	
				7 WLOV-F					5 WLOV-F	

Other Rated Stations				Metro Share	Cume Rating	TSA AOH Cume	Other Rated Stations--Outside Market				Metro Share	Cume Rating	TSA AOH Cume
WDEF	T/SPRTS	1370	Chattanooga	0.5	1.9	WALV-F	CHR	95.3	Cleveland, TN	0.5	2.8		
WEPG	C	910	S Pittsburg, TN	0.5	1.0								
WFLI	REL	1070	Lookout Mountain	0.8	2.6								
WJOC	G	1490	Chattanooga	0.3	0.8								
WMPZ-F	AC	937	Ringgold, GA	0.7	1.7								
WSDO	C	1190	Soddy-Daisy, TN	0.5	0.7								
WGGC-F	CL HITS	1019	Ringgold, GA	0.8	2.7								

CHATTANOOGA

Consolidation Report	12+	25-54	Revenue
Bahakel WDEF-AM, WDEF-FM, WOOD-AM, WOOD-FM	15.5 %	14.2 %	19.2 %
Brewer WJTT-FM, WMPZ-FM	7.3 %	6.5 %	9.4 %
Citadel WGOW-AM, WGOW-FM, WOGT-FM, WSKZ-FM	21.9 %	25.8 %	26.6 %
Clear Channel, pend. WKXJ-FM, WLOV-FM, WRXR-FM, WUSY-FM, WUUS-AM	32.1 %	31.2 %	34.0 %
	76.8 %	77.7 %	89.2 %

AM Stations

Station	Power	Time	Format	Network	Revenue	Advertiser	Agency
WOOD	1310	5 kw (DA-N)	Standards	ABC, CBS	\$<20.00	Banner	Bahakel
WGOW	1150	5 kw/1 kw (DA-N)	Talk	ABC	\$25.00	Christal	Citadel
WNOO	1260	5 kw/0.025 kw (DA-N)	Black AC	AURN	\$<20.00	Banner	

FM Stations

Station	Power	Time	Format	Network	Revenue	Advertiser	Agency
WBDX	102.7	0.32 kw @ 1375	Contemp. Christian	SRN	\$<20.00	---	Trenton
WDEF	92.3	100 kw @ 1180	Soft AC	CBS	\$59.00	Eastman	Bahakel
WOOD	96.5	100 kw @ 1076	New Rock	Westwd	\$20.00	Banner	Bahakel
WGOW	102.3	6 kw @ 285	Talk	ABC, Westwd	\$25.00	Christal	Citadel
WJTT	94.3	4.7 kw @ 371	Black		\$36.00	Mc-Guild	Brewer
WKXJ	98.1	1 kw @ 794	CHR		\$<20.00	Interep	Cir Chnl, pend.
WLLJ	103.1	50 kw @ 492	Simul. WBDX-F				Etowah
WLOV	97.3	16 kw @ 866	Black Oldies	ABC	\$25.00	Interep	Cir Chnl, pend.
WOGT	107.9	2.85 kw @ 968	Oldies	Westwd	\$21.00	Christal	Citadel
WRXR	105.5	1.55 kw @ 646	AOR	ABC	\$41.00	Interep	Cir Chnl, pend.
WSKZ	106.5	100 kw @ 1076	AOR/Classic AOR		\$60.00	Christal	Citadel
WUSY	100.7	100 kw @ 1190	Country	Westwd	\$100.00	Katz	Cir Chnl, pend.

Notes: * WGOW-F revenue level includes WGOW revenue . . . 9/99 WKXJ-F moved from 97.3 to 98.1; WLOV-F, from 98.1 to 97.3 . . . 11/99 WMPZ-F changed from Jazz to AC . . . 1/00 WLMX-F changed calls to WRXR-F; remains AOR . . . 4/00 WKXJ-F, WLOV-F, WRXR-F, WUSY-F and WUUS sold by Cumulus to Clear Channel for \$68,250,000. The sale is related to Cumulus's purchases of some AM/FM/Clear Channel spin-offs (see Transaction Report in the Fall 1999 American Radio)

CHICAGO

Arbitron Rank: 3 **Pop (12+):** 7,147,300
MSA Rank: 3
MSA Pop: 8,760,000
DMA: 3
Average Persons Rating: 16.5
Market TSL in Hours: 21.75

Stations: 44 / 44
Diarles: 6,112/ 1169:1/ 51.9%
Sample Target: 5,900
% Below Line: 0.0
% Not Listed: 12.2
Pop per Station: 162,439

Last Year's Revenue: \$412,200,000
Household Income: \$57,757
Total Retail Sales: \$ 84.8 Bil
#1 Biller: WGN \$32,600,000
#1 Billing Portfolio
 CBS/Infinity \$136,200,000

12+ Metro	Format	Winter 00 1/4 Share	Fall 99	Sum 99	Spq 99	Win 99	4-Book Avg.	12+ Metro Cume / Rtg.	Fall 99	Win 99	12+ TSA AQH / Cume	Revenue Level
1	WGCI-F	886 / 7.5	6.8	6.2	6.7	6.7	6.8	9474 / 13.3	12.6	12.1	K	WGCI-F
2	WGN	754 / 6.4	6.1	6.4	6.7	5.8	6.4	8326 / 11.6	12.6	10.5	L	WGN
3	WBBM-F	621 / 5.3	4.9	4.8	5.3	5.4	5.1	12920 / 18.1	17.5	18.3	J	WBBM-F
4	WLS	534 / 4.5	4.4	4.7	4.6	5.0	4.6	6234 / 8.7	8.1	8.8	I	WLS
5	WNUA-F	469 / 4.0	4.0	4.3	4.4	4.1	4.2	6905 / 9.7	10.8	10.0	K	WNUA-F
6	WVAZ-F	444 / 3.8	3.5	4.2	4.2	4.1	3.9	5886 / 8.2	8.3	8.7	K	WVAZ-F
7	WBBM	427 / 3.6	3.4	3.7	3.2	3.8	3.5	9070 / 12.7	12.7	13.9	K	WBBM
8	WTMX-F	424 / 3.6	3.6	3.7	3.4	3.8	3.6	8816 / 12.3	11.6	11.9	J	WTMX-F
9	WKQX-F	405 / 3.4	3.4	3.2	4.0	3.4	3.5	9065 / 12.7	12.5	13.2	J	WKQX-F
10	WJMK-F	386 / 3.3	3.1	3.1	2.8	2.9	3.1	7500 / 10.5	11.4	10.4	K	WJMK-F
11	WLIT-F	357 / 3.0	3.1	3.2	3.9	3.4	3.3	6577 / 9.2	9.0	10.0	K	WLIT-F
12	WUSN-F	342 / 2.9	3.8	4.0	3.4	2.9	3.5	5911 / 8.3	9.7	7.9	K	WUSN-F
13	WUBT-F	341 / 2.9	2.8	3.5	3.3	3.6	3.1	6486 / 9.1	9.6	11.4	I	WUBT-F
14	WNND-F	332 / 2.8	2.8	2.5	2.6	2.7	2.7	5939 / 8.3	9.4	8.9	H	WNND-F
15	WLEY-F	296 / 2.5	3.1	2.7	2.4	2.6	2.7	3413 / 4.8	4.5	5.4	I	WLEY-F
16	WLUP-F	280 / 2.4	2.5	2.5	2.9	2.6	2.6	5514 / 7.7	8.0	8.5	F	WLUP-F
17	WXRT-F	264 / 2.2	2.4	2.2	2.7	2.3	2.4	4368 / 6.1	7.0	7.2	K	WXRT-F
18	WCKG-F	253 / 2.1	2.2	2.3	2.5	2.4	2.3	4094 / 5.7	6.0	6.1	J	WCKG-F
19	WOJO-F	241 / 2.0	2.5	2.3	1.9	2.4	2.2	3548 / 5.0	4.7	5.8	I	WOJO-F
19	WXCD-F	241 / 2.0	1.8	2.2	2.2	2.0	2.1	5478 / 7.7	7.9	8.1	I	WXCD-F
21	WNIB-F	204 / 1.7	1.5	1.2	1.1	1.6	1.4	3811 / 5.3	4.9	5.2	G	WNIB-F
22	WMAQ	200 / 1.7	2.0	1.8	2.1	2.0	1.9	5435 / 7.6	10.4	7.9	J	WMAQ
23	WAIT	187 / 1.7	1.9	1.7	1.6	1.5	1.7	1635 / 2.3	3.0	2.5	E	WAIT
24	WFMT-F	171 / 1.4	1.6	1.0	1.2	1.4	1.3	3148 / 4.4	4.3	5.0	F	WFMT-F
25	WKIE-F	142 / 1.2	1.5	1.9	1.2	0.9	1.5	4397 / 6.2	7.2	4.0	F	WKIE-F
26	WSCR	135 / 1.1	1.6	1.3	1.1	1.5	1.3	2548 / 3.6	4.6	4.1	H	WSCR
27	WGCI	127 / 1.1	1.3	1.5	1.1	1.1	1.2	1940 / 2.7	2.9	3.2	E	WGCI
28	WXXY-F	115 / 1.0	1.3	0.5	0.4	0.3	0.8	2587 / 3.6	4.4	1.5	F	WXXY-F

12+ FM Share (Metro) 72.87% (7560 of 10374) (Winter 99 73.32%)

Teens	18-34	18-49	25-49	25-54	35+	12+ AMD	12+ Mid	12+ PMD	12+ Eve	12+ Wknd
1	WBBM-F >>	1 WGCI-F >	1 WGCI-F >	1 WGCI-F >	1 WGN >	1 WGN >	1 WGCI-F <	1 WGCI-F	1 WGCI-F >	1 WGCI-F
2	WGCI-F >>	2 WTIX-F <	2 WTIX-F <	2 WVAZ-F <	2 WLS <	2 WGCI-F <	2 WLS <	2 WBBM-F	2 WBBM-F >	2 WBBM-F <
3	WKQX-F	3 WBBM-F <	3 WBBM-F <	3 WTIX-F <	3 WNUA-F <	3 WBBM	3 WGN <	3 WGN	3 WGN <	3 WGN
4	WKIE-F >	4 WKQX-F >	4 WKQX-F >	4 WNUA-F >	4 WTIX-F <	3 WBBM	4 WBBM-F <	4 WNUA-F	4 WKQX-F <	4 WVAZ-F
5	WLEY-F <	5 WVAZ-F <	5 WLUP-F <	5 WJMK-F <	5 WVAZ-F <	5 WLS <	5 WLIT-F <	5 WNUA-F <	5 WVAZ-F <	5 WNUA-F
6	WNND-F	6 WNUA-F <	5 WXRT-F <	6 WLIT-F <	6 WJMK-F <	6 WKQX-F <	5 WTIX-F <	6 WTIX-F	6 WLS	6 WJMK-F <
7	WLUP-F <	7 WUBT-F <	7 WUBT-F <	7 WUBT-F <	7 WGCI-F <	7 WTIX-F <	5 WJMK-F <	7 WJMK-F	7 WLEY-F <	7 WBBM-F <
8	WUSN-F <	7 WLUP-F <	8 WBBM-F <	8 WXRT-F <	8 WLIT-F <	8 WVAZ-F <	8 WNND-F <	7 WLIT-F <	8 WNUA-F <	8 WUSN-F
9	WCKG-F <	7 WLEY-F <	8 WNND-F <	8 WLUP-F <	9 WUBT-F <	9 WCKG-F <	8 WUBT-F <	7 WKQX-F <	8 WTIX-F <	8 WLS <
10	WOJO-F <	10 WNND-F <	8 WLEY-F <	10 WNND-F <	10 WUSN-F <	9 WNUA-F <	10 WBBM-F <	7 WVAZ-F <	10 WBBM-F	10 WTIX-F <
		10 WXRT-F <							10 WNND-F <	

Wom 18-24	Wom 18-34	Wom 25-34	Wom 18-49	Wom 25-54	Men 18-24	Men 18-34	Men 25-34	Men 18-49	Men 25-54	12+ Ovrnlc
1	WGCI-F	1 WGCI-F	1 WTIX-F	1 WGCI-F >	1 WGCI-F	1 WGCI-F	1 WGCI-F >	1 WGCI-F >	1 WGCI-F	1 WGN >
2	WBBM-F >>	2 WTIX-F <	2 WGCI-F >	2 WTIX-F <	2 WVAZ-F <	2 WKQX-F >	2 WKQX-F >	2 WKQX-F	2 WLUP-F	2 WLS
3	WTIX-F	3 WBBM-F >	3 WBBM-F <	3 WBBM-F	3 WLIT-F <	3 WBBM-F >	3 WTIX-F	3 WLUP-F <	3 WLUP-F	3 WXRT-F
4	WKQX-F	4 WNND-F	4 WNND-F <	4 WVAZ-F <	4 WTIX-F <	4 WTIX-F >	4 WBBM-F <	4 WTIX-F <	4 WCKG-F <	3 WVAZ-F <
5	WNND-F	5 WKQX-F <	5 WUSN-F <	5 WNND-F <	5 WNUA-F	5 WLEY-F <	5 WLUP-F	5 WCKG-F	5 WXRT-F	5 WNUA-F <
6	WOJO-F <	6 WUSN-F <	6 WLIT-F	6 WLN-F	6 WNND-F	6 WUBT-F	6 WLEY-F <	6 WLFY-F	6 WLFY-F	6 WVAZ-F >
7	WLEY-F <	7 WLIT-F <	7 WLEY-F <	7 WNUA-F <	7 WJMK-F <	7 WLUP-F <	7 WCKG-F >	7 WBBM-F <	7 WTIX-F <	6 WCKG-F
8	WUSN-F	8 WLEY-F	8 WXRT-F <	8 WUSN-F <	8 WUBT-F	8 WCKG-F	8 WXCD-F <	8 WXCD-F <	7 WXCD-F <	8 WJMK-F <
9	WOJO-F	9 WVAZ-F <	9 WUBT-F <	9 WUBT-F <	8 WBBM-F <	8 WOJO-F >	8 WUBT-F <	9 WVAZ-F	9 WLEY-F	9 WKQX-F <
10	WVAZ-F	10 WKQX-F <	10 WJMK-F <	10 WUSN-F			10 WVAZ-F	9 WXRT-F	9 WBBM-F <	
							10 WOJO-F			

CHICAGO

Other Rated Stations				Metro Share	Cume Rating	TSA AQH Cume	Consolidation Report	12+	25-54	Revenue
WCGO	ST	1600	Chicago Heights	0.4	0.8		ABC	7.3 %	6.9 %	8.6 %
WIL-F	AOR	95.1	Kenosha, WI	0.4	1.4		WDDZ-AM, WLS-AM, WMVP-AM, WRDZ-AM, WXCD-FM			
WIND	SP-NT	560	Chicago	0.6	1.5		Big City	2.2 %	8.1 %	%
WLXX	SP	1200	Chicago	0.7	1.3		WDEK-FM, WKIE-FM, WKIF-FM, WXXY-FM, WYXX-FM			
WMVP	SPRTS	1000	Chicago	0.8	3.2		Bonneville	8.8 %	11.5 %	7.6 %
WNIZ-F	CL	96.9	Zion	0.1	0.4		WLUP-FM, WNND-FM, WTMX-FM			
WNTD	SP-NT	950	Chicago	0.6	1.1		CBS/Infinity	22.2 %	22.9 %	33.0 %
WRZA-FF	SP-R	99.9	Kankakee	0.5	1.6		WBBM-AM, WBBM-FM, WCKG-FM, WJMK-FM, WMAQ-AM, WSCR-AM, WUSN-FM, WXRT-FM			
WVON	B	1450	Cicero	0.7	0.9		Clear Channel	22.3 %	25.1 %	31.0 %
WXLC-F	AC/CHR	102.3	Waukegan	0.3	1.5		WGCI-AM, WGCI-FM, WLIT-FM, WNUA-FM, WUBT-FM, WVAZ-FM			
WYBA-F	B/G	106.3	Lansing	0.7	2.1		Entravision, pend.	0.5 %	0.6 %	%
WYCA-F	REL	92.3	Hammond	0.6	1.6		WNDZ-AM, WRZA-FM, WZCH-FM			
WZSR-F	AC	105.5	Woodstock	0.5	1.2		Hispanic	3.2 %	3.6 %	4.3 %
							WIND-AM, WLXX-AM, WOJO-FM			
								66.4 %	78.7 %	84.5 %

AM Stations

Station	Power	Frequency	Format	Company	Revenue	Parent	Other	Location
WAIT	850	2.5 kw (DA-D)	Standards	Westwd	\$65.00	---	Pride	Crystal Lake
WBBM	780	50 kw	News		\$250.00	CBS	CBS/Infinity	
WGCI	1390	5 kw (DA-2)	Black Gospel	AURN, AMFM	\$ NA	Christal	Clear Channel	
WGN	720	50 kw	Full Service/Talk	ABC	\$400.00	Eastman	Tribune	
WLS	890	50 kw	Talk	ABC	\$130.00	ABC	ABC	
WMAQ	670	50 kw	News/Talk/Sports	CNN, Westwd	\$230.00	Group W	CBS/Infinity	
WSCR	1160	50 kw/5 kw (DA-2)	Sports	CBS, Westwd	\$125.00	CBS	CBS/Infinity	

FM Stations

Station	Power	Frequency	Format	Company	Revenue	Parent	Other	Location
WBBM	96.3	4.2 kw @ 1555	Dance CHR	CBS	\$225.00	CBS	CBS/Infinity	
WCKG	105.9	4.1 kw @ 1581	Talk	Source	\$188.00	CBS	CBS/Infinity	Elmwood Park
WDEK	92.5	20 kw @ 495	Simul. WKIE-F					De Kalb
WFMT	98.7	15.5 kw @ 1174	Classical		\$110.00	---	WTTW-TV	
WGCI	107.5	33 kw @ 603	Black		\$350.00	Mc-Guild	Clear Channel	
WJMK	104.3	4.1 kw @ 1568	Oldies	Westwd	\$325.00	Infinity	CBS/Infinity	
WKIE	92.7	3 kw @ 300	CHR		\$ NA	Allied	Big City	Arlington Heights
WKQX	101.1	6.3 kw @ 1174	AOR-New Rock		\$230.00	D&R	Emmis	
WLEY	107.9	21 kw @ 761	Hispanic		\$ NA	Caballero	SBS	Aurora
WLIT	93.9	4 kw @ 1581	Soft AC	AMFM	\$325.00	Christal	Clear Channel	
WLUP	97.9	6 kw @ 1174	Classic AOR		\$340.00	Sentry	Bonneville	
WUUB	97.1	6.4 kw @ 1190	Classical		\$125.00	Mc-Guild		
WUHD	100.3	6.3 kw @ 1174	AC		\$178.00	Sentry	Bonneville	
WUJA	95.5	8.3 kw @ 1174	Jazz	AMFM	\$255.00	Katz	Clear Channel	
WOJO	105.1	8.3 kw @ 1174	Hispanic Contemp.		\$175.00	Katz Hisp.	Hispanic	Evanston
WTMX	101.9	4.2 kw @ 1558	Modern AC		\$190.00	Sentry	Bonneville	Skokie
WUBT	103.5	4.1 kw @ 1575	Black Oldies		\$ NA	Eastman	Clear Channel	
WUSH	99.5	8.3 kw @ 1174	Country	Westwd	\$340.00	CBS	CBS/Infinity	
WVAZ	102.7	6 kw @ 1174	Black AC	UPI, ABC	\$280.00	Eastman	Clear Channel	Oak Park
WXCD	94.7	4.4 kw @ 1529	Classic AOR	ABC	\$150.00	ABC	ABC	
WXRT	93.1	6.7 kw @ 1308	Progressive AOR		\$270.00	CBS	CBS/Infinity	

Notes: 4/00 WNDZ (750; Portage, IN), WRZA-F (99.9; Kankakee, IL) and WZCH-F (103.9; Woodstock, IL) sold by Z-Spanish to Entravision as part of a \$475,000,000 group transaction

CINCINNATI

Arbitron Rank: 26 **Pop (12+):** 1,608,000
MSA Rank: 31
MSA Pop: 1,940,000
DMA: 32
Average Persons Rating: 14.6
Market TSL in Hours: 19.25

Stations: 32 / 23
Diarles: 3,008 / 535:1 / 54.8%
Sample Target: 2,860
% Below Line: 4.7
% Not Listed: 11.6
Pop per Station: 69,913

Last Year's Revenue: \$111,900,000
Household Income: \$49,321
Total Retail Sales: \$20.6 Bil
#1 Biller: WLW \$21,000,000
#1 Billing Portfolio: Clear Channel \$55,600,000

12+ Metro	Format	Winter 00 1/4 Share	Fall 99	Sum 99	Spq 99	Win 99	4-Book Avg.	12+ Metro Cume / Rtg.	Fall 99	Win 99	12+ TSA AQH / Cume	Revenue Level
1	WLW	197 / 8.4	85	99	9.2	8.8	9.0	3182 / 18.8	21.0	20.7	K	WLW
2	WEBN-F	194 / 8.2	9.0	8.0	8.3	8.7	8.4	2827 / 17.6	18.1	18.4	I	WEBN-F
3	WUBE-F	181 / 7.7	7.5	7.5	8.3	8.0	7.7	2766 / 17.2	17.7	16.9	J	WUBE-F
4	WRRM-F	176 / 7.5	5.5	5.6	6.3	6.7	6.2	2768 / 17.2	13.6	14.3	H	WRRM-F
5	WMOJ-F	136 / 5.8	6.2	5.5	3.8	5.1	5.3	2317 / 14.4	14.4	10.2		WMOJ-F
6	WGRR-F	131 / 5.6	5.2	6.1	6.1	5.8	5.7	2197 / 13.7	13.8	13.7	H	WGRR-F
7	WKFS-F	129 / 5.5	5.0	5.0	4.7	4.1	5.0	3020 / 18.8	17.7	15.7	C	WKFS-F
8	WIZF-F	126 / 5.4	5.7	5.2	5.3	5.8	5.4	1748 / 10.9	11.3	10.6	G	WIZF-F
9	WOFX-F	104 / 4.4	4.0	4.1	4.7	5.5	4.3	2584 / 16.1	13.7	16.9	G	WOFX-F
10	WKRO-F	101 / 4.3	4.7	5.3	5.3	4.4	4.9	3034 / 18.9	19.7	18.9	H	WKRO-F
11	WVMX-F	91 / 3.9	3.6	4.1	4.9	3.7	4.1	2005 / 12.5	10.8	12.8	G	WVMX-F
11	WKRC	91 / 3.9	4.1	5.0	5.0	4.9	4.5	1488 / 9.3	9.8	11.8	F	WKRC
13	WSAI	70 / 3.0	3.0	2.8	3.2	2.6	3.0	936 / 5.8	5.5	6.0	D	WSAI
14	WYGY-F	55 / 2.3	3.8	1.9	2.0	2.1	2.5	1423 / 8.8	10.1	9.2	D	WYGY-F
15	WAKW-F	45 / 1.9	1.4	1.7	1.4	1.8	1.6	821 / 5.1	5.2	4.9		WAKW-F
16	WCIN	32 / 1.4	0.9	1.2	1.1	1.1	1.1	389 / 2.4	2.4	2.7	B	WCIN

12+ FM Share (Metro) 77.34% (1608 of 2079) (Winter 99 77.25%)

Teens	18-34	18-49	25-49	25-54	35+	12+ AMD	12+ Mid	12+ PMD	12+ Eve	12+ Wknd
1 WKFS-F >>	1 WEBN-F >>	1 WEBN-F >	1 WEBN-F	1 WEBN-F <	1 WLW	1 WLW	1 WLW <	1 WEBN-F	1 WIZF-F <	1 WUBE-F <
2 WIZF-F >	2 WKRO-F <	2 WRRM-F <	2 WRRM-F <	2 WRRM-F <	2 WRRM-F	2 WEBN-F <	2 WRRM-F <	2 WUBE-F <	2 WKFS-F <	2 WEBN-F <
3 WKRO-F	3 WKFS-F	3 WUBE-F <	3 WMOJ-F <	3 WUBE-F <	3 WUBE-F <	3 WUBE-F	3 WEBN-F <	3 WRRM-F	3 WEBN-F	3 WKFS-F
4 WEBN-F >>	3 WIZF-F <	4 WMOJ-F	4 WUBE-F <	4 WMOJ-F <	4 WGRR-F	4 WRRM-F <	4 WUBE-F	4 WKFS-F <	4 WLW	4 WIZF-F
	5 WUBE-F <	5 WLW <	5 WLW	5 WLW	5 WKRC <	5 WOFX-F	5 WMOJ-F	5 WLW <	5 WRRM-F <	4 WLW
	6 WMOJ-F <	6 WOFX-F	6 WOFX-F <	6 WGRR-F <	6 WMOJ-F	6 WGRR-F	6 WKRC <	6 WMOJ-F <	6 WUBE-F <	4 WRRM-F <
	7 WVMX-F	7 WVMX-F <	7 WVMX-F	7 WOFX-F <	7 WSAI <	7 WMOJ-F <	7 WGRR-F <	7 WGRR-F	7 WKRO-F	7 WGRR-F <
	8 WOFX-F >	8 WIZF-F <	8 WGRR-F <	8 WVMX-F	8 WOFX-F <	8 WIZF-F	8 WVMX-F	8 WIZF-F	8 WMOJ-F	8 WMOJ-F
		9 WKRO-F <	9 WKRO-F <	9 WKRO-F	9 WEBN-F >	9 WKFS-F <	9 WKRO-F	9 WOFX-F	9 WGRR-F <	9 WKRO-F
			10 WIZF-F	10 WKRO-F	10 WMAX-F <	10 WMAX-F <	10 WIZF-F	10 WMAX-F <	10 WKRC >	10 WKRC <
							10 WKRO-F <			

Wom 18-24	Wom 18-34	Wom 25-34	Wom 18-49	Wom 25-54	Men 18-24	Men 18-34	Men 25-34	Men 18-49	Men 25-54	12+ Ovrnle
1 WKFS-F	1 WKRO-F <	1 WMOJ-F	1 WRRM-F >	1 WRRM-F	1 WEBN-F >>>	1 WEBN-F >>>	1 WEBN-F >>	1 WEBN-F >	1 WEBN-F	1 WLW >
2 WIZF-F <	2 WKFS-F <	1 WVMX-F <	2 WMOJ-F	2 WMOJ-F	2 WIZF-F	2 WUBE-F	2 WLW	2 WLW	2 WLW	2 WKRC
3 WKRO-F >	3 WMAX-F <	3 WKRO-F	3 WMAX-F <	3 WUBE-F	3 WKFS-F	2 WLW	3 WUBE-F	3 WOFX-F	3 WOFX-F <	2 WUBE-F
4 WEBN-F	4 WMOJ-F	4 WUBE-F <	4 WUBE-F <	4 WMAX-F	3 WOFX-F	2 WOFX-F <	4 WMOJ-F	4 WUBE-F	4 WUBE-F	4 WLW <
4 WRRM-F	5 WIZF-F	5 WKFS-F <	5 WKRO-F <	5 WGRR-F <	5 WUBE-F	5 WIZF-F >	4 WOFX-F	5 WMOJ-F	5 WGRR-F	5 WIZF-F
6 WVMX-F	6 WRRM-F	6 WKFS-F	6 WKRO-F	6 WKRO-F	5 WKRO-F	6 WMOJ-F	6 WIZF-F	6 WIZF-F	6 WMOJ-F >	6 WKRO-F
7 WUBE-F	6 WUBE-F	7 WIZF-F	7 WIZF-F	7 WIZF-F <		6 WKFS-F <	7 WMAX-F	7 WGRR-F	7 WIZF-F <	
			8 WEBN-F <	8 WKFS-F				8 WMAX-F	8 WRRM-F <	
			9 WGRR-F	9 WAKW-F <				8 WKFS-F <	9 WMAX-F	
				10 WYGY-F <						

Other Rated Stations				Metro Share	Cume Rating	TSA AOH Cume	Other Rated Stations--Outside Market				Metro Share	Cume Rating	TSA AOH Cume
WBOB	SPRTS	1160	Florence, KY	0.9	2.9	WBUL-F	C	98.1	Lexington, KY	0.4	0.6		
WCKY	SPRTS	1360	Cincinnati	0.7	3.6	WFCJ-F	REL	93.7	Miamisburg, OH	0.5	2.0		
WCVG	B/G	1320	Covington, KY	0.8	1.1	WGT7-F	CHR	92.9	Eaton, OH	0.4	3.1		
WNLT-F	REL-CC	104.3	Harrison, OH	0.7	2.4	WHKO-F	C	99.1	Dayton, OH	0.9	4.0		
WNOP	J	740	Newport, KY	0.4	0.6	WLOT-F	SAC	93.9	Kelleysburg, OH	0.5	1.9		
WUBE	SPRTS	1230	Cincinnati	0.7	0.8	WMAX-F	AC/CHR	107.7	Dayton, OH	0.5	1.4		
WYLY-F	CL HITS	97.3	Lebanon, OH	0.9	3.8	WPFB	ST	91.0	Middletown, OH	0.4	1.3		
						WPFB-F	C	105.9	Middletown, OH	0.6	3.1		
						WTUE-F	AOR	104.7	Dayton, OH	0.5	2.5		

CINCINNATI

Consolidation Report	12+	25-54	Revenue
CBS/Infinity, pend. WGRR-FM, WKRO-FM, WUBE-FM, WYLY-FM	18.5 %	20.1 %	30.3 %
Clear Channel WCKY-AM, WEBN-FM, WKFS-FM, WKRC-AM, WLW-AM, WOFX-FM, WSAI-AM, WVMX-FM	38.0 %	35.4 %	49.7 %
Salem, pend. WBOB-AM, WTSJ-AM, WYGY-FM	3.2 %	4.2 %	3.9 %
Susquehanna WMOJ-FM, WRRM-FM	13.3 %	16.6 %	9.5 %
	73.1 %	76.3 %	93.4 %

AM Stations

Call	Freq	Power	Format	Company	Revenue	Agency	Advertiser	Market
WCIN	1480	1.3 kw/0.25 kw (DA-2)	Black		<20.00	—		Cincinnati
WKRC	550	5 kw/1 kw (DA-2)	Talk	ABC, Westwd	\$103.00	Eastman	Clear Channel	
WLW	700	50 kw	Full Service/Talk	ABC, AP	\$260.00	Eastman	Clear Channel	
WSAI	1530	50 kw (DA-N)	Standards	CBS, Westwd	\$55.00	Eastman	Clear Channel	

FM Stations

Call	Freq	Power	Format	Company	Revenue	Agency	Advertiser	Market
WAKW	93.3	50 kw @ 495	Contemp. Christian	USA	\$ NA	—	Pillar of Fire	
WEBH	102.7	16 kw @ 856	AOR		\$169.00	Eastman	Clear Channel	
WGRR	103.5	10 kw @ 1037	Oldies		\$130.00	Katz	CBS/Infinity	Hamilton
WIZF	100.9	1.25 kw @ 508	Black	AURN	\$78.00	D&R	Blue Chip	Erlanger, KY
WKFS	107.1	2.8 kw @ 874	CHR		\$ 35.00	Eastman	Clear Channel	Milford, OH
WKRO	101.9	16.2 kw @ 874	CHR	ABC	\$150.00	Katz	CBS/Infinity	
WMOJ	94.9	10.5 kw @ 1056	Black Oldies		\$ NA	Mc-Guild	Susquehanna	Fairfield, OH
WOFX	92.5	16 kw @ 866	Classic AOR		\$80.00	Eastman	Clear Channel	
WRRM	98.5	18 kw @ 808	Soft AC		\$109.00	Mc-Guild	Susquehanna	
WUBE	105.1	14.5 kw @ 920	Country		\$180.00	Christal	CBS/Infinity, pend.	
WVMX	94.1	32 kw @ 600	AC/CHR	ABC	\$ 88.00	Eastman	Clear Channel	
WYGY	96.5	19.5 kw @ 810	Country		\$74.00	Christal	Salem, pend.	Hamilton, OH

Notes: 4/00 WYLY-F (97.3; Lebanon, OH) changed from Classic Hits to New Rock as WAQZ-F

CLEVELAND

Arbitron Rank: 24 **Pop (12+):** 1,760,300
MSA Rank: 23
MSA Pop: 2,230,000
DMA: 13
Average Persons Rating: 16.0
Market TSL in Hours: 21.00

Stations: 28 / 22
Diaries: 3,233 / 544:1 / 56.5%
Sample Target: 3,080
% Below Line: 2.9
% Not Listed: 11.3
Pop per Station: 80,014

Last Year's Revenue: \$97,500,000
Household Income: \$44,557
Total Retail Sales: \$20.6 Bil
#1 Biller: WMJI-F \$12,500,000
#1 Billing Portfolio: Clear Channel \$40,960,000

12+ Metro	Format	Winter 00 1/4 Share	Fall 99	Sum 99	Spq 99	Win 99	4-Book Avg.	12+ Metro Cume / Rtg.	Fall 99	Win 99	12+ TSA AQH / Cume	Revenue Level	
1	WGAR-F	234 / 8.3	7.5	6.7	8.7	8.5	7.8	2762 / 15.7	15.6	16.4	I	WGAR-F	
2	WMJI-F	191 / 6.8	7.6	7.3	8.5	9.0	7.5	3316 / 18.8	21.6	21.1	I	WMJI-F	
2	WDOK-F	191 / 6.8	6.4	5.5	6.2	6.1	6.2	2708 / 15.4	16.7	15.8	H	WDOK-F	
4	WTAM	184 / 6.5	6.6	11.1	8.8	5.7	8.3	2862 / 16.3	19.9	16.5	G	WTAM	
5	WRMR	169 / 6.0	6.1	5.5	5.5	5.9	5.8	1727 / 9.8	9.6	9.9	D	WRMR	
6	WENZ-F	166 / 5.9	4.5	4.3	3.1	2.7	4.4	2420 / 13.7	13.2	10.5	D	WENZ-F	
7	WZAK-F	155 / 5.5	6.2	5.7	6.7	8.4	6.0	2328 / 13.2	13.7	15.4	I	WZAK-F	
8	WNWV-F	148 / 5.3	5.0	3.9	4.6	4.5	4.7	2086 / 11.8	11.8	10.6	D	WNWV-F	
9	WOAL-F	146 / 5.2	4.8	4.9	4.7	4.6	4.9	3168 / 18.0	17.4	15.8	H	WOAL-F	
10	WMMS-F	140 / 5.0	5.6	4.8	4.5	4.7	5.0	2600 / 14.2	14.1	13.1	G	WMMS-F	
11	WNCX-F	122 / 4.3	5.3	5.5	4.9	5.0	5.0	2451 / 13.9	15.9	15.1	H	WNCX-F	
12	WMVX-F	106 / 3.8	4.5	4.8	4.4	4.9	4.4	2260 / 12.8	14.1	15.7	H	WMVX-F	
13	WCLV-F	103 / 3.7	2.7	2.4	2.4	3.1	2.8	1472 / 8.4	7.5	7.2	D	WCLV-F	
14	WZJM-F	100 / 3.5	4.4	4.8	5.0	5.7	4.4	1721 / 9.8	12.4	17.8	F	WZJM-F	
15	WAKS-F	79 / 2.8	2.2	2.5	1.1	0.8	2.2	1939 / 11.0	9.3	2.4		WAKS-F	
16	WKNR	73 / 2.6	2.6	2.2	1.9	1.8	2.3	1362 / 7.7	8.5	7.0	D	WKNR	
17	WJMO	52 / 1.8	1.5	1.4	2.2	2.3	1.7	584 / 3.3	3.7	5.3	C	WJMO	

12+ FM Share (Metro): 78.75% (1968 of 2499) (Winter 99: 79.31%)

Teens	18-34	18-49	25-49	25-54	35+	12+ AMD	12+ Mid	12+ PMD	12+ Eve	12+ Wknd
1 WENZ-F	1 WENZ-F	1 WMMS-F	1 WMJI-F <	1 WMJI-F	1 WGAR-F <	1 WMJI-F <	1 WTAM	1 WGAR-F	1 WENZ-F >	1 WGAR-F
2 WAKS-F >	2 WMMS-F	1 WGAR-F <	2 WGAR-F	2 WGAR-F <	2 WRMR <	2 WGAR-F <	1 WGAR-F	2 WTAM <	2 WZAK-F <	2 WENZ-F
3 WZAK-F <	3 WNCX-F <	3 WENZ-F <	3 WNCX-F	3 WOOK-F <	3 WMJI-F <	3 WNCX-F	3 WDOK-F	3 WENZ-F <	3 WGAR-F	2 WRMR <
4 WOAL-F	4 WZAK-F <	4 WMJI-F	3 WMMS-F <	4 WOAL-F <	4 WTAM <	4 WZAK-F	4 WRMR <	4 WDOK-F <	4 WMMS-F	4 WNWV-F
5 WMMS-F >>	5 WGAR-F <	4 WZAK-F <	5 WOAL-F <	5 WNCX-F <	5 WDOK-F	4 WDOK-F	5 WMJI-F	5 WOAL-F <	4 WTAM	4 WMJI-F
	6 WMVX-F	6 WNCX-F <	6 WZAK-F <	6 WMMS-F <	6 WNWV-F >	6 WRMR <	6 WNWV-F <	6 WMJI-F <	6 WNWV-F <	6 WDOK-F <
	7 WOAL-F	7 WOAL-F <	7 WMVX-F <	7 WZAK-F <	7 WCLV-F <	7 WTAM	7 WOAL-F	7 WRMR <	7 WDOK-F	7 WMMS-F <
	8 WDOK-F	8 WDOK-F <	8 WDOK-F <	8 WNWV-F	8 WOAL-F <	8 WOAL-F	8 WMMS-F	8 WMMS-F <	8 WAKS-F <	8 WZAK-F <
		9 WMVX-F	9 WENZ-F	8 WMVX-F <	9 WZAK-F <	9 WMMS-F <	9 WCLV-F <	9 WNWV-F	9 WOAL-F <	9 WOAL-F <
		10 WNWV-F <	9 WNWV-F <	10 WTAM	10 WZJM-F	10 WMVX-F <	10 WZAK-F <	10 WZAK-F <	10 WMJI-F <	10 WTAM

Wom 18-24	Wom 18-34	Wom 25-34	Wom 18-49	Wom 25-54	Men 18-24	Men 18-34	Men 25-34	Men 18-49	Men 25-54	12+ Ovrnlc
1 WENZ-F >	1 WENZ-F	1 WENZ-F	1 WOAL-F	1 WDOK-F <	1 WENZ-F	1 WMMS-F >	1 WMMS-F	1 WMMS-F	1 WMMS-F <	1 WTAM
2 WZAK-F	2 WOAL-F	1 WOAL-F	2 WDOK-F <	2 WOAL-F	2 WMMS-F >	2 WNCX-F	2 WNCX-F	2 WMJI-F <	2 WGAR-F >	2 WGAR-F >
3 WAKS-F	3 WZAK-F <	3 WMVX-F	3 WENZ-F <	3 WMJI-F	3 WNCX-F	3 WENZ-F	3 WKNR <	3 WGAR-F <	3 WNCX-F	3 WMJI-F <
3 WOAL-F	4 WDOK-F	3 WDOK-F <	4 WZAK-F <	4 WGAR-F	4 WGAR-F	4 WGAR-F	4 WMVX-F	4 WMJI-F	4 WGAR-F <	4 WZAK-F <
5 WDOK-F	5 WMVX-F <	5 WZAK-F	5 WGAR-F <	5 WNWV-F	4 WZAK-F	4 WKNR <	5 WGAR-F	5 WZAK-F	5 WTAM	5 WNWV-F <
6 WGAR-F	6 WGAR-F <	6 WGAR-F	6 WMJI-F	5 WZAK-F	6 WDOK-F >	6 WMVX-F	6 WTAM	5 WENZ-F <	6 WMVX-F <	6 WDOK-F
7 WMMS-F >	7 WAKS-F	7 WNCX-F	7 WNWV-F <	7 WENZ-F <	7 WZAK-F	6 WENZ-F <	7 WMVX-F <	7 WKNR <		
	8 WAKS-F	8 WAKS-F	8 WMVX-F <	8 WMVX-F <			8 WTAM <	8 WZAK-F		
		8 WZJM-F	8 WAKS-F	8 WZJM-F			8 WKNR >	8 WNWV-F		

Other Rated Stations				Metro Share	Cume Rating	TSA AQH Cume	Other Rated Stations--Outside Market				Metro Share	Cume Rating	TSA AQH Cume
WABO	B/G	1540	Cleveland	0.7	1.3	WHOT-F	CHR	101.1	Youngstown, OH	0.4	1.3		
WELW	VA	1330	Willoughby	0.5	1.2	WKDD-F	CHR/AC	95.5	Akron, OH	0.8	3.6		
WEOL	N/T	930	Elyria	0.4	1.8	WKKY-F	C	104.7	Geneva, OH	0.4	1.2		
WHK	REL	1420	Cleveland	0.4	1.3	WONE-F	AOR	97.5	Akron, OH	0.7	3.2		
WHK-F	REL	98.1	Canton	0.1	0.5	WQHX-F	C	94.9	Medina, OH	0.4	2.4		
						WZOO-F	AC/CHR	102.5	Edgewood, OH	0.3	1.1		

CLEVELAND

Consolidation Report	12+	25-54	Revenue
CBS/Infinity, pend. WDOK-FM, WNCX-FM, WOAL-FM, WZJM-FM	19.8 %	24.4 %	31.3 %
Clear Channel WAKS-FM, WGAR-FM, WMJI-FM, WMMS-FM, WMVX-FM, WTAM-AM	33.2 %	35.9 %	42.0 %
Radio One, pend. WENZ-FM, WERE-AM, WJMO-AM, WZAK-FM	13.2 %	12.5 %	16.5 %
Salem, pend. WCCD-AM, WHK-AM, WKNR-AM, WRMR-AM	9.0 %	4.8 %	4.7 %
	75.2 %	77.6 %	94.5 %

AM Stations

Station	Freq	Power	Format	Network	Rate	Advertiser	Agency	Comments
WJMO	1490	1 kw	Black Gospel	ABC	\$32.00	D&R	Radio One, pend.	Cleveland Heights
WKNR	1220	50 kw (DA-1)	Sports	Westwd, ESPN	\$55.00	Katz	Salem, pend.	
WRMR	850	50kw/4.7 kw (DA-2)	Standards	CNN, Jones	\$45.00	Katz	Salem, pend.	
WTAM	1100	50 kw	News/Talk	ABC, AP	\$70.00	Eastman	Clear Channel	

FM Stations

Station	Freq	Power	Format	Network	Rate	Advertiser	Agency	Comments
WAKS	104.9	1.3 kw @ 499	CHR		\$ NA	Eastman	Clear Channel	Lorain
WCLV	95.5	31 kw @ 620	Classical		\$65.00	Interep		
WDOK	102.1	12 kw @ 1005	Soft AC		\$149.00	Katz	CBS/Infinity, pend.	
WENZ	107.9	16 kw @ 892	Black	ABC	\$50.00	Allied	Radio One	
WGAR	99.5	50 kw @ 500	Country		\$159.00	Christal	Clear Channel	
WMJI	105.7	16 kw @ 1129	Oldies	Westwd	\$188.00	Mc-Guild	Clear Channel	
WMMS	100.7	32 kw @ 600	AOR		\$120.00	Eastman	Clear Channel	
WMVX	106.5	11.5 kw @ 1037	AC/CHR	AP	\$145.00	Eastman	Clear Channel	
WNCX	98.5	16 kw @ 961	Talk/Classic AOR	ABC, Westwd	\$153.00	CBS	CBS/Infinity	
WTVV	107.3	50 kw @ 466	Jazz	CBS	\$51.00	Mc-Guild	WEOL	Elyria
WOAL	104.1	11 kw @ 1060	AC/CHR	Westwd, AMFM	\$115.00	Eastman	CBS/Infinity, pend.	
WZAK	93.1	27.5 kw @ 623	Black	ABC	\$170.00	D&R	Radio One, pend.	
WZJM	92.3	40 kw @ 548	Black Oldies	ABC, AMFM	\$53.00	Sentry	CBS/Infinity, pend.	

Notes:

COLUMBIA, SC

Arbitron Rank: 89 **Pop (12+):** 436,600
MSA Rank: 100
MSA Pop: 515,000
DMA: 86
Average Persons Rating: 14.7
Market TSL in Hours: 19.50

Stations: 20 / 20
Diaries: 1,457 / 300:1 / 51.7%
Sample Target: 1,450
% Below Line: 0.0
% Not Listed: 14.9
Pop per Station: 21,830

Last Year's Revenue: \$26,000,000
Household Income: \$45,024
Total Retail Sales: \$5.1 Bil
#1 Biller: WWDM-F \$5,375,000
#1 Billing Portfolio
Clear Channel \$10,780,000

12+ Metro	Format	Winter 00 1/4 Share	Fall 99	Sum 99	Spq 99	Win 99	4-Book Avg.	12+ Metro Cume / Rtg.	Fall 99	Win 99	12+ TSA AQH / Cume	Revenue Level	
1	WCOS-F	C	54 / 8.4	10.8	10.4	9.5	8.4	9.8	739 / 16.9	19.4	23.8	C	WCOS-F
2	WWDM-F	B	49 / 7.6	6.4	8.3	10.9	14.3	8.3	750 / 17.2	15.6	24.2	G	WWDM-F
3	WNOK-F	CHR	48 / 7.6	9.5	9.7	9.9	8.7	9.1	1087 / 24.9	22.9	23.8	E	WNOK-F
3	WHXT-F	B	48 / 7.5	7.0	7.3				615 / 14.1	13.3			WHXT-F
5	WMFX-F	CL AOR	44 / 6.8	5.4	5.2	6.8	6.7	6.3	711 / 16.3	14.2	15.5	D	WMFX-F
6	WARO-F	AOR-NR	39 / 6.1	3.9	3.6	5.6	5.0	4.8	701 / 16.1	12.0	14.0	B	WARO-F
7	WOMG-F	O	37 / 6.8	5.4	5.2	5.2	5.0	5.4	690 / 13.6	13.1	13.1	C	WOMG-F
8	WTCB-F	AC	35 / 6.4	5.2	4.9	5.3	6.5	5.2	491 / 11.3	12.5	14.0	E	WTCB-F
9	WVOC	N/T	33 / 5.1	5.7	5.2	5.0	5.5	5.3	634 / 12.2	15.2	12.8	C	WVOC
10	WFMV-F	B/G	32 / 6.0	5.8	5.5	5.0	5.8	5.3	369 / 8.9	9.8	10.6	B	WFMV-F
11	WISW	ST	28 / 4.4	3.5	4.2	0.8	1.2	3.2	314 / 7.2	7.6	5.4	A	WISW
12	WSCO-F	B/O	26 / 4.0	3.6	4.0	4.9	4.9	4.1	395 / 9.1	10.0	9.6	C	WSCO-F
13	WLXC-F	B/AC	22 / 3.4	4.2	3.2	7.6	2.0	4.6	388 / 9.1	8.6	5.1	A	WLXC-F
14	WLTY-F	SAC	19 / 3.0	2.3	2.8	4.1	4.0	3.0	403 / 9.2	7.6	10.8	A	WLTY-F

12+ FM Share (Metro) 83.73% (458 of 547) (Winter 99 86.49%)

Teens	18-34	18-49	25-49	25-54	35+	12+ AMD	12+ Mid	12+ PMD	12+ Eve	12+ Wknd
1 WHXT-F <	1 WHXT-F	1 WMFX-F	1 WMFX-F	1 WMFX-F	1 WCOS-F <	1 WCOS-F	1 WCOS-F	1 WCOS-F	1 WHXT-F >	1 WCOS-F
2 WNOK-F	2 WARO-F <	1 WWDM-F <	2 WWDM-F	2 WWDM-F	2 WOMG-F	2 WMFX-F <	2 WMFX-F <	1 WHXT-F <	2 WWDM-F >	2 WNOK-F <
3 WWDM-F >	3 WWDM-F <	3 WHXT-F <	3 WCOS-F	2 WCOS-F	3 WVOC <	3 WWDM-F	3 WVOC <	3 WNOK-F <	3 WNOK-F >	3 WWDM-F <
	4 WNOK-F	4 WNOK-F	3 WTCB-F	4 WTCB-F <	4 WMFX-F	4 WNOK-F	4 WOMG-F <	4 WWDM-F <	4 WARO-F <	4 WHXT-F
	5 WCOS-F	4 WARO-F <	3 WARO-F	5 WARO-F <	4 WISW	5 WHXT-F <	5 WNOK-F	5 WARO-F <	5 WFMV-F <	5 WFMV-F
	6 WMFX-F >	6 WCOS-F	6 WNOK-F	6 WNOK-F <	6 WTCB-F <	6 WISW	6 WARO-F <	6 WMFX-F <	6 WLXC-F <	6 WARO-F <
		7 WTCB-F	7 WSCO-F	7 WOMG-F <	7 WFMV-F <	7 WTCB-F <	7 WWDM-F	7 WORAG-F <	7 WVOC <	7 WORAG-F <
		8 WFMV-F <	7 WFMV-F <	8 WFMV-F <	8 WWDM-F <	8 WVOC	7 WTCB-F	8 WTCB-F	8 WSCO-F	8 WMFX-F
		9 WSCO-F <	9 WHXT-F <	9 WSCO-F	9 WSCO-F	8 WORAG-F <	9 WHXT-F	9 WVOC <	9 WCOS-F <	9 WTCB-F
			10 WORAG-F	10 WHXT-F <	10 WNOK-F	10 WARO-F <		10 WFMV-F <		9 WISW <

Wom 18-24	Wom 18-34	Wom 25-34	Wom 18-49	Wom 25-54	Men 18-24	Men 18-34	Men 25-34	Men 18-49	Men 25-54	12+ Ovrntr
1 WHXT-F	1 WNOK-F	1 WWDM-F	1 WNOK-F <	1 WTCB-F <	1 WHXT-F >>>	1 WHXT-F >	1 WARO-F <	1 WMFX-F	1 WMFX-F >	1 WCOS-F
1 WNOK-F >	2 WWDM-F	2 WTCB-F	2 WWDM-F	2 WWDM-F	2 WCOS-F	2 WARO-F	2 WHXT-F	2 WHXT-F	2 WARO-F <	2 WHXT-F
3 WARO-F	2 WHXT-F	2 WNOK-F >	3 WTCB-F	2 WNOK-F	3 WWDM-F	3 WCOS-F	3 WMFX-F	3 WCOS-F	3 WCOS-F	3 WLXC-F
4 WWDM-F >>	4 WARO-F	4 WFMV-F	4 WFMV-F <	4 WFMV-F	4 WMFX-F	4 WMFX-F	3 WCOS-F	3 WARO-F	4 WWDM-F	3 WWDM-F
	5 WTCB-F	4 WHXT-F	5 WARO-F <	5 WCOS-F <	4 WARO-F	5 WWDM-F	5 WWDM-F >	5 WWDM-F	4 WVOC <	5 WNOK-F
	6 WFMV-F	4 WARO-F	6 WCOS-F	6 WOMG-F	4 WNOK-F >	6 WNOK-F >>	6 WNOK-F	6 WVOC <	6 WSCO-F	
		7 WSCO-F	6 WHXT-F	7 WLTY-F				7 WSCO-F	6 WHXT-F <	
			8 WORAG-F	8 WSCO-F				7 WNOK-F	8 WORAG-F	
				8 WARO-F					9 WTCB-F	
									10 WHXT-F	

Other Rated Stations	Metro Share	Cume Rating	TSA AOH Cume
WCOS	SPRTS	1400	Columbia 1.2 4.4
WLGO	G	1170	Lexington 0.5 0.8
WLJI-F	B/G	98.3	Summerton 0.2 0.7
WOIC	B/O	1239	Columbia 1.4 3.1
WTGH	B/G	620	Cayce 1.2 2.3
WZMJ-F	B/AC	93.1	Batesburg 0.6 2.1

COLUMBIA, SC

Consolidation Report	12+	25-54	Revenue
Citadel WISW-AM, WLXC-FM, WOMG-FM, WTCB-FM	19.0 %	19.1 %	20.4 %
Clear Channel WCOS-AM, WCOS-FM, WLTY-FM, WNOK-FM, WSCQ-FM, WVOC-AM	29.2 %	29.5 %	41.3 %
Inner City, pend. WARQ-FM, WMFX-FM, WOIC-AM, WWDM-FM	21.9 %	24.8 %	35.6 %
Local - 1 WFMV-FM, WLJI-FM	5.2 %	6.0 %	2.5 %
Local - 2 WHXT-FM, WZMJ-FM	8.1 %	5.7 %	%
	83.4 %	85.1 %	99.8 %

AM Stations

Station	Power	Frequency	Format	Network	Advertiser	Agency	Product
WISW	1320	5 kw/2.5 kw (DA-N)	Standards	AP, Westwd	\$ NA	Christal	Citadel
WVOC	560	5 kw (DA-N)	News/Talk	CBS, ESPN, Jones	\$32.00	--	Clear Channel

FM Stations

Station	Power	Frequency	Format	Network	Advertiser	Agency	Product
WARQ	93.5	2.8 kw @ 443	New Rock		\$24.00	Clr Chnl	Inner City, pend.
WCOS	97.5	100 kw @ 983	Country	ABC	\$74.00	Katz	Clear Channel
WFMV	95.3	3 kw @ 328	Black Gospel	Westwd	\$21.00	D&R	S. Congaree
WHXT	103.9	9.2 kw @ 531	Black	ABC	\$ NA	--	WZMJ-F Orangeburg
WLTY	96.7	3.3 kw @ 443	Soft AC	AMFM	\$25.00	Katz	Clear Channel Cayce
WLXC	98.5	6 kw @ 328	Black AC	ABC	\$ NA	K&P	Citadel Lexington
WMFX	102.3	6 kw @ 328	Classic AOR		\$37.00	Clr Chnl	Inner City, pend. St. Andrews
WNOK	104.7	96 kw @ 1033	CHR	ABC	\$48.00	Katz	Clear Channel
WOMG	103.1	3 kw @ 300	Oldies		\$28.00	Christal	Citadel
WSCQ	100.1	5.9 kw @ 330	Black Oldies		\$22.00	Katz	Clear Channel W. Columbia
WTCB	106.7	100 kw @ 787	AC		\$62.00	Christal	Citadel Orangeburg
WWDM	101.3	100 kw @ 1322	Black	ABC, Westwd	\$77.00	Clr Chnl	Inner City, pend. Sumter

Notes:

COLUMBUS, OH

Arbitron Rank: 34 **Pop (12+):** 1,266,800
MSA Rank: 40
MSA Pop: 1,470,000
DMA: 34
Average Persons Rating: 14.4
Market TSL in Hours: 19 00

Stations: 27 / 26
Diaries: 2,533 / 500-1 / 50.4%
Sample Target: 2,440
% Below Line: 0.7
% Not Listed: 15.8
Pop per Station: 48,723

Last Year's Revenue: \$84,800,000
Household Income: \$50,191
Total Retail Sales: \$21.0 Bil
#1 Biller: WSNY-F \$12,000,000
#1 Billing Portfolio: Clear Channel \$34,050,000

12+ Metro	Format	Winter 00 1/4 Share	Fall 99	Sum 99	Spq 99	Win 99	4-Book Avg.	12+ Metro Cume / Rtg.	Fall 99	Win 99	12+ TSA AQH / Cume	Revenue Level
1	WNCI-F	CHR	142 / 7.8	81	99	101	90	3082 / 24.3	22.7	25.3	I	WNCI-F
2	WTVN	F5/T	137 / 7.5	77	80	80	78	2168 / 17.0	17.7	17.5	H	WTVN
3	WCKX-F	B	131 / 7.2	64	71	66	73	1576 / 12.4	12.3	13.8	D	WCKX-F
4	WSNY-F	AC	125 / 6.9	72	73	78	69	2128 / 16.8	17.4	16.3	I	WSNY-F
5	WLVO-F	AOR/CL	118 / 6.5	65	66	72	57	1619 / 12.8	14.4	14.0	H	WLVO-F
6	WBZK-F	AOR	112 / 6.2	54	53	55	46	1881 / 14.9	14.7	13.9	G	WBZK-F
7	WCOL-F	C	86 / 5.2	75	63	58	76	1765 / 13.9	15.7	15.0	H	WCOL-F
8	WBNS-F	O	82 / 5.1	59	46	41	49	1711 / 13.5	15.7	14.5	G	WBNS-F
9	WHOK-F	C	81 / 4.5	36	35	42	41	1423 / 11.2	11.3	10.9	E	WHOK-F
10	WMNI	ST	68 / 3.7	29	37	22	29	743 / 5.9	5.9	5.0	B	WMNI
11	WCLT-F	C	45 / 2.5	15	17	22	17	674 / 4.5	3.7	4.4		WCLT-F
12	WXMG-F	B/O	41 / 2.3	27	21	23	15	785 / 6.2	6.9	4.5	B	WXMG-F
13	WAZU-F	AOR-NR	40 / 2.2	17	18	20	17	855 / 6.7	6.0	4.5	C	WAZU-F
13	WEGE-F	CL AOR	40 / 2.2	18	21	20	23	934 / 7.4	6.2	6.7		WEGE-F
13	WBNS	SPRTS	40 / 2.2	20	23	19	17	741 / 5.9	7.5	5.3	C	WBNS
16	WWCD-F	AOR-NR	36 / 2.0	17	24	22	25	808 / 6.4	6.4	7.9	C	WWCD-F
17	WJZA-F	J	35 / 1.9	20	17	17	12	588 / 4.6	5.2	4.0	C	WJZA-F
18	WVVO	B/G	29 / 1.6	15	13	21	12	423 / 3.3	3.2	3.0	A	WVVO
18	WXST-F	CL HITS	29 / 1.6	19	19	22	23	870 / 6.9	7.4	7.9	A	WXST-F
20	WZAZ-F	AOR-P	26 / 1.4	19	18	18	17	946 / 7.5	8.6	9.9	L	WZAZ-F

12+ FM Share (Metro) 79.75% (1221 of 1531) (Winter 99 79.82%)

Teens	18-34	18-49	25-49	25-54	35+	12+ AMD	12+ Mid	12+ PMD	12+ Eve	12+ Wknd
1 WCKX-F	1 WBZK-F	1 WLVO-F	1 WLVO-F	1 WLVO-F	1 WTVN	1 WTVN	1 WLVO-F	1 WNCI-F	1 WCKX-F	1 WCKX-F
2 WNCI-F >>>	2 WNCI-F	2 WNCI-F	2 WNCI-F	2 WSNY-F	2 WSNY-F	2 WBZK-F	2 WTVN	2 WTVN	2 WNCI-F	2 WNCI-F
3 WAZU-F	3 WCKX-F	3 WBZK-F	3 WBZK-F	3 WNCI-F	3 WBNS-F	3 WLVO-F	3 WSNY-F	3 WCKX-F	3 WSNY-F	3 WSNY-F
3 WBZK-F >	4 WLVO-F	4 WCKX-F	4 WSNY-F	4 WBZK-F	4 WLVO-F	4 WNCI-F	4 WBZK-F	4 WLVO-F	4 WBZK-F	4 WTVN
5 WSNY-F	5 WSNY-F	5 WSNY-F	5 WCKX-F	5 WBNS-F	5 WMNI	5 WSNY-F	4 WNCI-F	5 WSNY-F	5 WBNS-F	5 WCOL-F
6 WCOL-F	6 WCOL-F	6 WCOL-F	6 WTVN	6 WCOL-F	6 WCKX-F	6 WCKX-F	6 WCOL-F	6 WBNS-F	6 WTVN	6 WBNS-F
7 WAZU-F	7 WHOK-F	7 WTVN	7 WCOL-F	7 WHOK-F	7 WCOL-F	7 WBNS-F	7 WCOL-F	7 WCOL-F	7 WLVO-F	7 WHOK-F
8 WWCD-F	8 WBNS-F	8 WBNS-F	8 WCKX-F	8 WNCI-F	8 WHOK-F	8 WCKX-F	8 WBZK-F	8 WBZK-F	8 WAZU-F	8 WMNI
8 WHOK-F	8 WTVN	8 WHOK-F	8 WHOK-F	8 WJZA-F	8 WHOK-F	8 WBNS-F	8 WHOK-F	8 WHOK-F	8 WJZA-F	8 WBZK-F
	10 WEGE-F	10 WEGE-F	10 WXMG-F	10 WCLT-F	10 WCLT-F	10 WCLT-F	10 WMNI	10 WMNI	10 WHOK-F	10 WLVO-F
			10 WEGE-F						10 WCOL-F	

Wom 18-24	Wom 18-34	Wom 25-34	Wom 18-49	Wom 25-54	Men 18-24	Men 18-34	Men 25-34	Men 18-49	Men 25-54	12+ Overall
1 WCKX-F	1 WNCI-F	1 WNCI-F	1 WNCI-F	1 WSNY-F	1 WBZK-F	1 WBZK-F	1 WBZK-F	1 WLVO-F	1 WCKX-F	1 WCKX-F
2 WNCI-F >>>	2 WCKX-F	2 WCKX-F	2 WNCI-F	2 WSNY-F	2 WAZU-F	2 WLVO-F	2 WLVO-F	2 WLVO-F	2 WSNY-F	2 WSNY-F
3 WCOL-F	3 WSNY-F	3 WSNY-F	2 WCKX-F	3 WCOL-F	2 WNCI-F	3 WCKX-F	3 WCKX-F	3 WNCI-F	3 WTVN	3 WTVN
3 WBZK-F	4 WCOL-F	4 WCOL-F	4 WCOL-F	4 WCKX-F	4 WCKX-F	3 WNCI-F	4 WBNS-F	4 WCKX-F	4 WBNS-F	4 WLVO-F
5 WSNY-F	5 WBZK-F	5 WLVO-F	5 WLVO-F	5 WBNS-F	5 WLVO-F	5 WAZU-F	4 WNCI-F	5 WBNS-F	5 WBNS-F	5 WNCI-F
5 WHOK-F	5 WHOK-F	6 WHOK-F	6 WHOK-F	6 WLVO-F	6 WWCD-F	6 WWCD-F	6 WTVN	6 WTVN	6 WHOK-F	6 WHOK-F
	7 WLVO-F	7 WBZK-F	7 WBNS-F	7 WTVN	7 WBNS-F	7 WBNS-F	7 WXST-F	7 WBNS-F	7 WNCI-F	7 WNCI-F
	8 WWCD-F	7 WZAZ-F	8 WTVN	7 WHOK-F	8 WEGE-F	7 WAZU-F	7 WEGE-F	7 WEGE-F	8 WJZA-F	8 WJZA-F
		7 WXST-F	8 WBZK-F	8 WCLT-F	8 WZAZ-F	8 WTVN	8 WHOK-F	8 WHOK-F	8 WJZA-F	8 WJZA-F
		7 WWCD-F			8 WXST-F		10 WAZU-F	9 WSNY-F		

Other Rated Stations	Metro Share	Cume Rating	TSA AQH Cume	Other Rated Stations--Outside Market	Metro Share	Cume Rating	TSA AQH Cume				
WCZT-F	J	106.3	London	0.7	2.1	WLW	F5/T	700	Cincinnati	0.7	2.5
WFII	T	1230	Columbus	0.7	2.8						
WVVO-F	O	101.7	Newark	0.6	1.1						
WRFD	REL	880	Worthington	0.6	1.4						
WZAZ-F	B	103.1	Johnstown	0.6	2.6						

COLUMBUS, OH

Consolidation Report	12+	25-54	Revenue
Blue Chip WCKX-FM, WCZZ-FM, WXMG-FM	10.2 %	9.3 %	3.2 %
CBS/Infinity WAZU-FM, WHOK-FM, WLVO-FM	13.2 %	15.5 %	16.4 %
Clear Channel WCOL-FM, WFII-AM, WNCI-FM, WTVN-AM, WZAZ-FM	22.6 %	19.8 %	40.2 %
Local - 1 WJZA-FM, WJZK-FM	1.9 %	2.0 %	1.8 %
Local - 2 WBZX-FM, WEGE-FM, WMNI-AM	12.1 %	11.0 %	7.5 %
Stop 26-Riverbend WSMZ-FM, WXST-FM	2.2 %	2.9 %	0.5 %
	62.2 %	60.5 %	69.6 %

AM Stations

Station	Power	Time	Daypart	Genre	Advertiser	Agency	Product
WBNS	1460	5 kw/1 kw (DA-N)		Sports	SBUSA, 1-On-1, ESPN	\$28.00	Christal Columbus Dispatch
WMNI	920	1 kw/0.5 kw (DA-2)		Standards	Westwd	\$25.00	D&R WBZX-F/WEGE-F
WTVN	610	5 kw (DA-N)		Full Service/Talk	ABC, ESPN, CBS	\$149.00	Eastman Clear Channel
WKVO	1580	1 kw/0.25 kw (DA-2)		Black Gospel	AURN, Westwd	\$31.00	Mc-Guild Saga

FM Stations

Station	Freq	Power	Daypart	Genre	Advertiser	Agency	Product	City
WAZU	107.1	3 kw @ 328		AOR-New Rock		\$ NA	Katz CBS/Infinity	Circleville
WBNS	97.1	20.5 kw @ 780		Oldies	CBS	\$80.00	Christal Columbus Dispatch	
WBZX	99.7	20.2 kw @ 783		AOR		\$97.00	D&R WMNI/WEGE-F	
WCKX	107.5	1.9 kw @ 413		Black	AURN	\$ NA	D&R Blue Chip	
WCLT	100.3	50 kw @ 388		Country	Westwd, Jones	\$30.00	-- WCLT (AM)	Newark
WCOL	92.3	21.9 kw @ 753		Country		\$140.00	Eastman Clear Channel	
WEGE	103.9	5.1 kw @ 348		Classic AOR		\$ NA	D&R WMNI/WBZX-F	Westerville
WHOK	95.5	21 kw @ 761		Country	AP, ABC	\$60.00	Christal CBS/Infinity	Lancaster
WLVO	96.3	18 kw @ 753		AOR/Classic AOR		\$165.00	Katz CBS/Infinity	
WNCI	97.9	175 kw @ 560		CHR	AP	\$171.00	Eastman Clear Channel	
WSNY	94.7	22.3 @ 753		AC		\$175.00	Mc-Guild Saga	
WWCD	101.1	6 kw @ 328		AOR-New Rock		\$39.00	Roslin	Grove City
WXMG	98.9	0.58 kw @ 753		Black Oldies		\$ NA	-- Blue Chip	Upper Arlington
WXST	107.9	6 kw @ 285		Classic Hits		\$23.00	Allied Stop 26-Riverbend	Delaware
WZAZ	105.7	2.5 kw @ 512		Progressive AOR		\$44.00	Eastman Clear Channel	Hilliard

Notes: 100 WHTH (790; Newark) changed from Country to Talk

DALLAS-FORT WORTH

Arbitron Rank: 6 **Pop (12+):** 3,928,600
MSA Rank: 10-Dallas; 32-FL Worth
MSA Pop: 4,700,000
DMA: 8
Average Persons Rating: 14.9
Market TSL In Hours: 19 75

Stations: 36 / 36
Diaries: 4,228 / 929:1 / 49.3%
Sample Target: 4,120
% Below Line: 0.0
% Not Listed: 10.6
Pop per Station: 109,128

Last Year's Revenue: \$278,100,000
Household Income: \$53,227
Total Retail Sales: \$51.1 Bil
#1 Biller: KVIL-F \$34,200,000
#1 Billing Portfolio: CBS/Infinity \$97,655,000

12+ Metro	Format	Winter 00 1/4 Share	Fall 99	Sum 99	Spq 99	Win 99	4-Book Avg.	12+ Metro Cume / Rtg.	Fall 99	Win 99	12+ TSA AQH / Cume	Revenue Level	
1	KKDA-F	B	380 / 6.6	61	7.2	7.6	6.8	6.9	4686 / 11.9	12.7	13.7	J*	KKDA-F
2	KHKS-F	CHR	342 / 5.8	71	7.0	6.6	6.3	6.6	7393 / 18.0	20.8	13.7	K	KHKS-F
3	KSCS-F	C	293 / 6.0	3.9	4.7	5.0	5.0	4.6	4420 / 11.2	11.9	11.4	J	KSCS-F
4	WBAP	FS/T	282 / 4.8	5.2	4.6	4.8	5.4	4.9	4522 / 11.5	12.2	13.4	J	WBAP
5	KPLX-F	C	267 / 4.6	4.8	4.0	3.3	3.7	4.2	4331 / 11.0	13.4	9.2	H	KPLX-F
6	KVIL-F	AC	251 / 4.3	4.3	4.3	4.4	4.8	4.3	4611 / 11.7	13.7	11.7	L	KVIL-F
7	KZPS-F	CL AOR	235 / 4.0	3.9	3.7	4.0	4.1	3.9	4316 / 11.0	10.9	10.0	I	KZPS-F
8	KEGL-F	AOR	232 / 4.0	5.4	4.9	4.7	4.4	4.7	3919 / 10.0	11.6	11.1	G	KEGL-F
9	KRLD	N	216 / 3.7	3.7	3.4	3.7	3.5	3.6	4361 / 11.1	11.0	11.5	J	KRLD
10	KLTY-F	REL-CC	206 / 3.5	3.0	3.6	3.5	3.8	3.4	2954 / 7.6	7.5	8.1	G	KLTY-F
11	KDMX-F	AC/CHR	205 / 3.5	3.2	3.6	3.5	3.7	3.4	4929 / 12.6	12.9	14.7	I	KDMX-F
12	KTCX-AA	SPRTS	201 / 3.4	2.8	2.1	2.9	2.1	2.8	2739 / 7.0	6.3	5.1	I	KTCX-AA
13	KDGE-F	AOR-NR	173 / 2.9	2.2	2.8	2.5	3.1	2.6	4128 / 10.6	10.5	11.9	G	KDGE-F
14	KRBV-F	CHR/B	170 / 2.9	2.4	2.5	2.3	2.0	2.5	4204 / 10.7	9.7	6.0	H	KRBV-F
15	KOAI-F	J	168 / 2.9	2.9	3.4	2.9	3.1	3.0	3060 / 7.8	7.0	7.7	H	KOAI-F
16	WRR-F	CL	163 / 2.8	2.4	2.5	2.5	2.5	2.5	3135 / 8.0	6.9	7.7	I	WRR-F
17	KMEO-F	SAC	168 / 2.7	2.2	2.2	2.5	0.9	2.4	2548 / 6.8	6.6	3.4		KMEO-F
18	KTXO-F	B/O	134 / 2.3	2.9	3.3	4.0	3.3	3.1	2876 / 7.3	8.5	9.6	I	KTXO-F
19	KRNB-F	B/AC	131 / 2.2	1.5	0.7	1.1	0.7	1.4	1616 / 4.1	3.8	3.0	C	KRNB-F
20	KYNG-F	C	124 / 2.1	2.5	2.5	2.3	2.6	2.4	2689 / 6.8	9.1	7.6	I	KYNG-F
21	KLUV-F	O	116 / 2.0	3.3	3.5	3.6	3.1	3.1	3336 / 8.6	9.8	9.3	J	KLUV-F
22	KBFB-F	SAC	109 / 1.9	1.5	2.1	1.8	1.6	1.8	2476 / 6.3	6.3	6.6	I	KBFB-F
23	KAAM	ST	101 / 1.7	0.6					1134 / 2.8	1.2			KAAM
23	KKMR-F	AOR-P	101 / 1.7	1.8	1.5	1.8	1.7	1.7	2782 / 7.1	7.8	6.8	I	KKMR-F
25	KLNO-F	SP-R	69 / 1.2		0.4	0.3	0.5		1006 / 2.6		2.7		KLNO-F
25	KTCY-F	SP-R	69 / 1.2						1014 / 2.6				KTCY-F
27	KHVN	B/G	68 / 1.2	1.3	0.9	1.1	1.2	1.1	928 / 2.4	2.4	2.7	C	KHVN
28	KHCK-F	SP TJ	66 / 1.0	1.3	1.2	1.5	1.5	1.2	1227 / 3.1	3.0	3.5	I	KHCK-F
29	KZMP-F	SP-R	63 / 0.9	0.6	0.8				661 / 1.7	1.2			KZMP-F

12+ FM Share (Metro) 80.91% (4246 of 5248) (Winter 99 78.37%)

Teens	18-34	18-49	25-49	25-54	35+	12+ AMD	12+ Mid	12+ PMD	12+ Eve	12+ Wknd
1	KKDA-F	1 KKDA-F	1 KHKS-F	1 KZPS-F	1 WBAP	1 KHKS-F	1 WBAP	1 KKDA-F	1 KKDA-F	1 KKDA-F
2	KHKS-F	2 KHKS-F	2 KHKS-F	2 KKDA-F	1 KHKS-F	2 KSCS-F	2 KKDA-F	2 KSCS-F	2 KHKS-F	2 KPLX-F
3	KRBV-F	3 KEGL-F	3 KZPS-F	3 KSCS-F	3 KVIL-F	3 KSCS-F	3 KVIL-F	3 KSCS-F	3 KRBV-F	3 KHKS-F
4	KDGE-F	4 KPLX-F	4 KPLX-F	4 KSCS-F	3 KKDA-F	4 KRLD	4 WBAP	4 KPLX-F	4 KZPS-F	4 KSCS-F
		5 KDMX-F	5 KZPS-F	5 KTCX-AA	5 KVIL-F	5 KZPS-F	5 KVIL-F	4 KKDA-F	3 KPLX-F	5 KDGE-F
		6 KDGE-F	6 KSCS-F	5 KEGL-F	6 KTCX-AA	6 KMEO-F	6 KRLD	6 KZPS-F	6 WBAP	6 KRNB-F
		7 KTCX-AA	7 KDMX-F	7 KDMX-F	7 KPLX-F	7 KPLX-F	7 KTCX-AA	6 KDMX-F	7 KZPS-F	7 KPLX-F
		8 KSCS-F	8 KTCX-AA	8 KPLX-F	7 KEGL-F	7 WRR-F	8 KZPS-F	8 KHKS-F	7 KTCX-AA	8 KDGE-F
		9 KRBV-F	9 KLTY-F	9 KVIL-F	9 WBAP	9 KOAI-F	9 KPLX-F	9 KEGL-F	9 KLTY-F	9 KZPS-F
		10 KLTY-F	10 KVIL-F	10 WBAP	9 KDMX-F	10 KEGL-F	10 KRLD	9 KDMX-F	10 KOAI-F	10 KVIL-F
										16 KDMX-F

Wom 18-24	Wom 18-34	Wom 25-34	Wom 18-49	Wom 25-54	Men 18-24	Men 18-34	Men 25-34	Men 18-49	Men 25-54	12+ Ovrntr
1	KKDA-F	1 KHKS-F	1 KDMX-F	1 KHKS-F	1 KKDA-F	1 KEGL-F	1 KEGL-F	1 KEGL-F	1 KZPS-F	1 KKDA-F
1	KHKS-F	2 KKDA-F	2 KHKS-F	2 KKDA-F	2 KVIL-F	2 KEGL-F	2 KKDA-F	2 KTCX-AA	2 KZPS-F	2 KTCX-AA
3	KPLX-F	3 KDMX-F	3 KVIL-F	3 KDMX-F	3 KDGE-F	3 KTCX-AA	3 KKDA-F	3 KTCX-AA	3 KTCX-AA	3 KRBV-F
4	KRBV-F	4 KPLX-F	4 KLTY-F	4 KVIL-F	4 KSCS-F	4 KPLX-F	4 KZPS-F	4 WBAP	4 KPLX-F	4 KZPS-F
5	KDGE-F	5 KLTY-F	5 KPLX-F	5 KLTY-F	5 KKDA-F	5 KRBV-F	5 KDGE-F	5 KHKS-F	5 KPLX-F	5 KZPS-F
6	KYNG-F	6 KYNG-F	6 KSCS-F	6 KSCS-F	6 KLTY-F	6 KHKS-F	6 KSCS-F	6 KSCS-F	6 WBAP	6 KKDA-F
7	KLTY-F	7 KRBV-F	7 KVIL-F	7 KPLX-F	7 KOAI-F	7 KTCX-AA	7 KZPS-F	7 KPLX-F	7 KSCS-F	7 KZPS-F
8	KDMX-F	8 KEGL-F	8 KYNG-F	8 KOAI-F	8 KPLX-F	8 KZPS-F	8 KSCS-F	8 KDMX-F	8 KPLX-F	8 KHKS-F
		9 KSCS-F	9 KOAI-F	9 KYNG-F	9 KRNB-F	9 KZMP-F	9 KRBV-F	9 KDGE-F	9 KOAI-F	9 KZPS-F
		9 KVIL-F	10 KEGL-F	9 KBFB-F	9 KLUV-F			10 KYNG-F	10 KOAI-F	6 KTCX-AA

DALLAS-FORT WORTH

Other Rated Stations				Metro Share	Cume Rating	TSA AQH Cume	Consolidation Report			
KESS	SP-C	1270	Fort Worth	0.8	1.5		ABC	12.5 %	12.1 %	13.7 %
KKDA	B/O	730	Grand Prairie	0.6	1.5		KMEO-FM, KMKI-AM, KSCS-FM, WBAP-AM			
KLIF	T	570	Dallas	0.9	4.3		CBS/Infinity	19.1 %	17.6 %	35.0 %
KWRD-F	REL	94.9	Arlington	0.5	2.4		KHVN-AM, KLUV-AM, KLUV-FM, KOAI-FM, KRBV-FM, KRLD-AM, KVIL-FM, KYNG-FM			
							Clear Channel	19.6 %	22.6 %	20.8 %
							KDMX-FM, KEGL-FM, KHKS-FM, KTXQ-FM, KZPS-FM			
							Entravision, pend.	0.9 %	1.0 %	1.2 %
							KRVA-AM, KRVA-FM, KRVF-FM, KZMP-AM, KZMP-FM			
							Hispanic	3.0 %	3.2 %	3.4 %
							KDXX-AM, KDXX-FM, KESS-AM, KHCK-FM, KLNO-FM			
							KKDA	9.4 %	8.6 %	6.7 %
							KKDA-AM, KKDA-FM, KRNB-FM			
							Salem, pend.	3.4 %	2.5 %	2.5 %
							KDGE-FM, KSKY-AM, KWRD-FM			
							Susquehanna	10.7 %	14.6 %	11.5 %
							KKLF-AM, KKMR-FM, KLIF-AM, KMRR-FM, KPLX-FM, KTBK-AM, KTCK-AM			
								78.6 %	82.2 %	94.8 %

AM Stations

Station	Power	Frequency	Format	Ownership	City
KAAM	770	10 kw/1 kw (DA-2)	Standards	\$ NA -- Crawford	Garland
KHVN	970	1 kw/0.27 kw	Black Gospel	Westwd, CNN \$32.00 Mc-Guild	CBS/Infinity
KLIF	570	5 kw (DA-2)	Talk	ABC \$148.00 Mc-Guild	Susquehanna
KRLD	1080	50 kw (DA-N)	News	CBS, Westwd \$175.00 CBS	CBS/Infinity
KTBK	1700	10 kw/1 kw	Simul. KTCK		Sherman, TX
KTCK	1310	5 kw (DA-2)	Sports	WW1, ABC, ESPN \$60.00 Mc-Guild	Susquehanna
WBAP	820	50 kw	Full Service/Talk	ABC \$270.00 ABC	ABC

FM Stations

Station	Power	Frequency	Format	Ownership	City
KBFB	97.9	100 kw @ 1611	Soft AC	\$114.00 Eastman	Radio One, pend.
KDGE	94.5	100 kw @ 1896	AOR-New Rock	\$140.00 Sentry	Salem, pend. Gainesville
KDMX	102.9	100 kw @ 1348	AC/CHR	\$140.00 Allied	Clear Channel
KDXX	107.9	100 kw @ 842	Simul. KLNO-F		Corsicana
KEGL	97.1	100 kw @ 1460	AOR	\$169.00 Katz	Clear Channel
KHCK	99.1	100 kw @ 1168	Hispanic-Tejano	\$80.00 Katz Hisp.	Hispanic Denton
KHKS	106.1	100 kw @ 1590	CHR	\$240.00 D&R	Clear Channel Denton
KKDA	104.5	100 kw @ 1590	Black	AP \$200.00 Christal	
KKMR	93.3	50 kw @ 436	Progressive AOR	\$ NA Eastman	Susquehanna Hallom City
KLTY	100.7	100 kw @ 1896	Contemp. Christian	AP \$85.00 Katz	Sunburst Highland Village
KLUV	98.7	100 kw @ 1590	Oldies	\$221.00 Infinity	CBS/Infinity
KMEO	95.7	92 kw @ 2034	Soft AC	ABC \$ NA	ABC Flower Mound
KMRR	104.1	11 kw @ 492	Simul. KKMR-F		Sanger
KOAI	107.5	28 kw @ 1591	Jazz	\$190.00 CBS	CBS/Infinity
KPLX	99.5	100 kw @ 1678	Country	AP \$200.00 Mc-Guild	Susquehanna
KRBV	100.3	100 kw @ 1440	Dance CHR	ABC, Westwd \$177.00 CBS	CBS/Infinity
KRNB	105.7	100 kw @ 1672	Black AC	ABC \$ NA	Christal KKDA Stephenville
KSCS	96.3	100 kw @ 1611	Country	ABC \$300.00 ABC	ABC
KTCY	104.9	16 kw @ 1755	Hispanic-Regional	\$ NA Lolus	Rodriguez Pilot Point
KTXQ	102.1	100 kw @ 1447	Black Oldies	AMFM \$130.00 Sentry	Clear Channel
KVIL	103.7	100 kw @ 1570	AC	CNN \$485.00 Interep	CBS/Infinity Highland Park
KYNG	105.3	100 kw @ 1528	Country	Westwd \$260.00 CBS	CBS/Infinity
KZMP	101.7	92 kw @ 2034	Hispanic-Regional		Caballero Entravision, pend. Azle
KZPS	92.5	100 kw @ 1590	Classic AOR	\$115.00 Sentry	Clear Channel
WRR	101.1	100 kw @ 1348	Classical	AP \$74.00 Allied	

Notes: * KKDA-F revenue level includes KKDA (AM) revenue . . . 1/00 KRJT-F (100.7; Highland Village) returned to the air, simulcasting Contemp. Christian KLTY-F . . . 1/00 KLTY-F (94.1) changed from Contemp. Christian to simulcasting Hispanic-Regional KDXX-AF as KLNO-F ("Estereo Latino"); the KLTY-F calls and format moved to 100.7 . . . 3/00 KDXX-AF changed from simulcasting KLNO-F to Spanish . . . 4/00 KYNG-F changed from Country to Talk . . . 4/00 KRVA-AF, KRVF-F and KZMP-AF sold by Z-Spanish to Entravision as part of a \$475,000,000 group transaction

DAYTON

Arbitron Rank: 56 Pop (12+): 819,100	Stations: 28 / 23	Last Year's Revenue: \$35,100,000
MSA Rank: 62	Diaries: 2,198/ 373:1/ 54.8%	Household Income: \$48,839
MSA Pop: 940,000	Sample Target: 2,110	Total Retail Sales: \$10.4 Bil.
DMA: 54	% Below Line: 6.7	#1 Biller: WHKO-F \$6,900,000
Average Persons Rating: 15.2	% Not Listed: 14.2	#1 Billing Portfolio
Market TSL In Hours: 20.00	Pop per Station: 35,613	Clear Channel \$15,977,000

12+ Metro	Format	W/nter 00 1/4 Share	Fall 99	Sum 99	Spq 99	Wln 99	4-Book Avg.	12+ Metro Cume / Rtg.	Fall 99	Wln 99	12+ TSA AQH / Cume	Revenue Level
1 WHKO-F	C	120 / 9.7	111	120	115	126	111	1805 / 22.0	25.6	25.8	G	WHKO-F
2 WMMX-F	AC	109 / 8.8	89	81	61	8.9	80	1420 / 17.3	18.9	18.3	G	WMMX-F
3 WLOT-F	SAC	99 / 8.0	79	67	58	56	71	1229 / 15.0	16.8	13.3	D	WLOT-F
4 WROU-F	B	92 / 7.4	73	82	61	55	73	1015 / 12.4	12.3	11.5	D	WROU-F
5 WTUE-F	AOR	75 / 6.0	67	65	93	68	71	1167 / 14.3	14.8	14.1	E	WTUE-F
6 WHIO	N/T	67 / 5.4	56	48	54	45	53	1189 / 14.5	12.6	12.3	D	WHIO
7 WING-F	CL AOR	55 / 4.4	43	42	50	51	45	1162 / 14.2	13.6	13.2	D	WING-F
8 WGTZ-F	CHR	51 / 4.1	48	47	45	50	45	1321 / 16.1	18.9	18.6	D	WGTZ-F
9 WBTT-F	CHR/B	46 / 3.7	44	41	36	36	40	1211 / 14.8	16.1	14.3	B	WBTT-F
9 WLW	FS/T	46 / 3.7	33	50	52	37	43	801 / 9.8	9.4	8.6		WLW
11 WONE	ST	45 / 3.6	32	34	37	34	3.5	686 / 8.4	6.5	7.4	B	WONE
12 WXEG-F	AOR-NR	44 / 3.5	35	34	3.5	33	3.5	1032 / 12.6	12.4	11.6	C	WXEG-F
13 WCLR-F	O	31 / 2.5	2.7	2.1	2.3	2.6	2.4	589 / 7.2	7.5	7.1	C*	WCLR-F
14 WDAO	B	24 / 1.9	2.6	30	1.6	1.9	2.3	274 / 3.3	3.2	3.3	A	WDAO
15 WFCJ-F	REL	21 / 1.7	1.2	16	1.9	2.2	16	505 / 6.2	5.3	6.2	A	WFCJ-F
16 WBZI	C/O	20 / 1.6		0.8	0.5	0.9		130 / 1.6		1.1		WBZI
17 WKSW-F	C	18 / 1.4	13	10	16	20	1.3	322 / 3.9	3.2	3.7	A	WKSW-F
18 WMOJ-F	B/O	17 / 1.4	12	08	2.1	20	14	355 / 4.3	3.9	4.1		WMOJ-F
19 WPFB-F	C	15 / 1.2	08	10	12	12	11	296 / 3.6	3.3	4.8		WPFB-F
20 WZLR-F	O	13 / 1.0	09	10	1.2	09	10	254 / 3.1	3.8	3.6		WZLR-F
20 WRNB-F	BIAC	13 / 1.0	11	05	11	14	0.9	260 / 3.2	2.7	2.9		WRNB-F

12+ FM Share (Metro): 78.24% (834 of 1066) (Winter 99: 79.77%)

Teens	18-34	18-49	25-49	25-54	35+	12+ AMD	12+ Mid	12+ PMD	12+ Eve	12+ Wknd
1 WBTT-F <	1 WMMX-F <	1 WMMX-F	1 WMMX-F >	1 WMMX-F >	1 WHKO-F <	1 WHKO-F	1 WMMX-F <	1 WHKO-F	1 WROU-F >	1 WROU-F <
2 WROU-F >	2 WTUE-F	2 WTUE-F <	2 WTUE-F <	2 WLOT-F	2 WLOT-F <	2 WMMX-F >	2 WLOT-F <	2 WMMX-F <	2 WLOT-F	2 WHKO-F >
3 WGTZ-F	2 WROU-F <	3 WHKO-F	3 WHKO-F <	2 WHKO-F	3 WMMX-F	3 WROU-F <	3 WHKO-F >	3 WLOT-F	3 WBTT-F	3 WLOT-F <
4 WXEG-F >>	4 WHKO-F >	4 WROU-F	4 WROU-F <	4 WTUE-F <	4 WHIO	4 WHIO <	4 WTUE-F	4 WROU-F <	3 WTUE-F	4 WMMX-F
5 WGTZ-F	5 WGTZ-F	5 WLOT-F <	5 WLOT-F <	5 WROU-F	5 WONE	5 WING-F <	5 WHIO	5 WTUE-F	3 WHKO-F	5 WBTT-F <
5 WXEG-F	6 WING-F	6 WING-F >	6 WING-F >	6 WING-F >	6 WLW <	6 WLOT-F	6 WROU-F <	6 WHIO <	6 WXEG-F <	5 WTUE-F
7 WLOT-F <	7 WGTZ-F	7 WGTZ-F	7 WGTZ-F	7 WHIO <	7 WROU-F	7 WTUE-F >	7 WONE <	7 WGTZ-F	7 WGTZ-F	7 WGTZ-F
8 WBTT-F	8 WXEG-F	8 WXEG-F	8 WGTZ-F <	8 WING-F <	8 WGTZ-F <	8 WGTZ-F <	8 WLW	8 WXEG-F	8 WLW <	8 WHIO
	9 WLW	9 WBTT-F	9 WLW <	9 WTUE-F	9 WONE <	9 WTUE-F	9 WING-F	9 WONE <	9 WHIO	8 WING-F <
			9 WHIO >	10 WXEG-F	10 WCLR-F	10 WLW <	10 WGTZ-F	10 WBTT-F <	10 WING-F	10 WXEG-F <

Wom 18-24	Wom 18-34	Wom 25-34	Wom 18-49	Wom 25-54	Men 18-24	Men 18-34	Men 25-34	Men 18-49	Men 25-54	12+ Ovrmtle
1 WHKO-F	1 WHKO-F <	1 WMMX-F >	1 WMMX-F	1 WMMX-F	1 WTUE-F >	1 WTUE-F >	1 WMMX-F <	1 WTUE-F	1 WMMX-F	1 WHKO-F
2 WGTZ-F	2 WMMX-F	2 WROU-F <	2 WHKO-F	2 WLOT-F	2 WHKO-F	2 WROU-F	2 WTUE-F >	2 WMMX-F	2 WTUE-F	2 WROU-F
3 WBTT-F	3 WROU-F	3 WHKO-F	3 WLOT-F	3 WHKO-F >	2 WROU-F	2 WMMX-F	3 WXEG-F	3 WING-F	3 WING-F	3 WHIO
4 WLOT-F	4 WLOT-F	4 WLOT-F >	4 WROU-F >	4 WROU-F >	4 WBTT-F	4 WXEG-F <	3 WROU-F	4 WROU-F	4 WHKO-F <	4 WBTT-F
4 WROU-F	5 WGTZ-F	5 WGTZ-F	5 WGTZ-F	5 WTUE-F <	5 WXEG-F	5 WHKO-F	3 WING-F >	5 WHKO-F	5 WROU-F <	5 WLOT-F
6 WXEG-F >	6 WBTT-F	5 WTUE-F	6 WTUE-F	6 WGTZ-F	6 WGTZ-F	5 WING-F	6 WLOT-F	6 WLW	6 WLW <	5 WTUE-F
	6 WXEG-F	7 WXEG-F	7 WXEG-F	7 WING-F	7 WING-F	7 WBTT-F	6 WGTZ-F	6 WXEG-F	7 WLOT-F	
			8 WBTT-F	8 WXEG-F	8 WGTZ-F >	7 WGTZ-F >	6 WHKO-F	8 WLOT-F	8 WHIO >	
			8 WING-F >	9 WMOJ-F	9 WHIO			8 WGTZ-F <	9 WXEG-F <	

Other Rated Stations				Metro Share	Cume Rating	TSA AQH Cume	Other Rated Stations--Outside Market				Metro Share	Cume Rating	TSA AQH Cume
WBLY	T	1600	Springfield	0.3	0.7	WGRR-F	O	103.5	Hamilton, OH	0.6	1.4		
WGNZ	REL	1110	Fairborn	0.4	0.4	WKRC	T	550	Cincinnati	0.4	2.0		
WING	N/T	1410	Dayton	0.4	3.0	WOFX-F	CL AOR	92.5	Cincinnati	0.6	1.6		
WIZE	ST	1340	Springfield	0.9	1.4								

DAYTON

Consolidation Report	12+	25-54	Revenue
Blue Chip WGTZ-FM, WING-AM, WING-FM, WKSW-FM	10.3 %	11.3 %	13.9 %
Clear Channel WBTT-FM, WIZE-AM, WLQT-FM, WMMX-FM, WONE-AM, WTUE-FM, WXEG-FM	34.5 %	36.1 %	45.5 %
Cox Radio WCLR-FM, WHIO-AM, WHKO-FM, WZLR-FM	18.6 %	16.7 %	31.5 %
Local WRNB-FM, WROU-FM	8.4 %	8.7 %	6.2 %
	71.8 %	72.8 %	97.1 %

AM Stations

Station	Freq	Power	Format	Service	Revenue	Advertiser	Market
WBZI	1500	0.5 kw (Days)	Classic Country	Westwd, ABC	\$ NA	—	Xenia
WDAO	1210	1 kw (Days)	Black AC	AURN	\$20.00	—	
WHIO	1290	5 kw (DA-N)	News/Talk	AP, Westwd	\$63.00	D&R	Cox Radio
WONE	980	5 kw (DA-N)	Standards	ABC	\$25.00	Eastman	Clear Channel

FM Stations

Station	Freq	Power	Format	Service	Revenue	Advertiser	Market
WBTT	94.5	6 kw @ 328	CHR/Black		\$<20.00	Eastman	Clear Channel Englewood
WCLR	95.7	50 kw @ 476	Oldies		\$20.00	Christal	Cox Radio Piqua
WFCJ	93.7	50 kw @ 492	Religion	USA	\$17.00	—	Miamisburg
WGTZ	92.9	39.8 kw @ 551	CHR	Westwd	\$53.00	D&R	Blue Chip Eaton
WHKO	99.1	50 kw @ 1066	Country		\$83.00	Christal	Cox Radio
WING	102.9	50 kw @ 492	Classic AOR	ABC	\$36.00	D&R	Blue Chip Springfield
WKSW	101.7	3.2 kw @ 407	Country		\$18.00	—	Blue Chip Urbana
WLQT	99.9	50 kw @ 500	Soft AC		\$54.00	Eastman	Clear Channel
WMMX	107.7	50 kw @ 420	AC		\$90.00	Eastman	Clear Channel
WPFB	105.9	33.9 kw @ 593	Country	ABC	\$ NA	—	Braden Middletown
WRNB	95.9	3 kw @ 315	Black Oldies	ABC	\$ NA	Allied	WROU-F Troy
WROU	92.1	0.89 kw @ 597	Black	ABC	\$50.00	Allied	WRNB-F W. Carrollton
WTUE	104.7	50 kw @ 500	AOR		\$78.00	Eastman	Clear Channel
WXEG	103.9	1.15 kw @ 522	AOR-New Rock		\$34.00	Eastman	Clear Channel Beavercreek
WZLR	95.3	6 kw @ 321	Simul. WCLR-F				Xenia

Notes: Other ranked stations -- See Cincinnati . . . * WCLR-F revenue level includes WZLR-F revenue . . . To the best of our knowledge, WZLR-F continues to simulcast WCLR-F

DENVER

Arbitron Rank: 23 Pop (12+): 1,874,300
MSA Rank: 26-Dvr.; 169-Bldr.
MSA Pop: 2,380,000
DMA: 18
Average Persons Rating: 15.5
Market TSL In Hours: 20.50

Stations: 30 / 30
Diaries: 3,190/ 588:1/ 52.1%
Sample Target: 2,930
% Below Line: 0.0
% Not Listed: 14.0
Pop per Station: 62,477

Last Year's Revenue: \$152,500,000
Household Income: \$52,088
Total Retail Sales: \$25.2 Bil.
#1 Biller: KOA \$25,130,000
#1 Billing Portfolio
Clear Channel \$69,033,000

12+ Metro	Format	Winter 00 1/4 Share	Fall 99	Sum 99	Spg 99	Win 99	4-Book Avg.	12+ Metro Cume / Rtg.	Fall 99	Win 99	12+ TSA AQH / Cume	Revenue Level	
1	KYGO-F	219 / 7.6	6.9	7.4	7.6	7.2	7.4	3031 / 16.2	15.6	16.4		J	KYGO-F
2	KBCO-F	199 / 6.9	7.1	6.9	6.9	7.0	6.9	2976 / 15.9	15.9	15.9		H	KBCO-F
3	KOSI-F	195 / 6.7	6.2	5.5	6.0	6.7	6.1	2885 / 15.4	13.9	16.6		I	KOSI-F
4	KOA	158 / 5.5	7.4	6.6	7.3	7.5	6.7	2928 / 15.6	21.4	19.8		K	KOA
4	KQKS-F	158 / 5.5	6.0	4.9	5.5	6.1	5.5	2486 / 13.3	14.2	13.4		G	KQKS-F
6	KXKL-F	151 / 5.2	4.0	4.2	4.6	4.5	4.5	2406 / 12.8	11.7	13.8		H	KXKL-F
7	KRFX-F	123 / 4.2	5.5	5.5	5.9	5.3	5.3	2399 / 12.8	13.8	14.2		I	KRFX-F
8	KALC-F	122 / 4.2	4.2	5.8	5.0	4.8	4.8	2963 / 15.8	16.3	16.9		H	KALC-F
9	KIMN-F	114 / 3.9	4.2	2.5	2.7	3.1	3.3	2312 / 12.3	11.2	9.2		G	KIMN-F
10	KHOW	105 / 3.6	3.8	3.5	4.2	3.8	3.8	1622 / 8.7	9.3	9.6		H	KHOW
11	KBPI-F	103 / 3.6	3.6	4.2	4.9	3.6	4.1	1861 / 9.9	10.6	10.6		G	KBPI-F
12	KEZW	89 / 3.1	2.4	2.9	2.7	2.6	2.8	1137 / 6.1	5.4	5.7		C	KEZW
13	KCKK-AF	88 / 3.0	2.6	3.2	2.2	3.6	2.8	1580 / 8.4	6.5	9.5		C	KCKK-AF
13	KHIH-F	88 / 3.0	2.8	3.1	3.9	4.2	3.2	1656 / 8.8	8.7	9.4		G	KHIH-F
15	KDJM-F	86 / 3.0	2.8	3.2	2.3	2.0	2.8	1484 / 7.9	8.3	5.4			KDJM-F
16	KXPK-F	84 / 2.9	2.8	2.4	2.7	2.2	2.7	1960 / 10.5	10.6	10.2		F	KXPK-F
17	KKHK-F	81 / 2.8	2.8	3.8	3.7	3.8	3.3	1741 / 9.3	9.8	11.2		H	KKHK-F
18	KTCL-F	61 / 2.1	2.1	2.4	2.5	2.5	2.3	1759 / 9.4	9.9	10.1		D	KTCL-F
19	KKFN	48 / 1.7	1.8	1.1	1.8	1.7	1.6	1043 / 5.6	6.6	6.8		D	KKFN
20	KLZ	40 / 1.4	0.8					599 / 3.2	2.3				KLZ
21	KJMN-F	32 / 1.1	0.8	1.2	1.0	0.7	1.0	458 / 2.4	2.4	2.0		C	KJMN-F
22	KVOD	28 / 1.0	1.4	1.4	0.4	0.6	1.0	505 / 2.7	3.7	1.9			KVOD

12+ FM Share (Metro): 76.84% (1914 of 2491) (Winter 99: 77.78%)

Teens	18-34	18-49	25-49	25-54	35+	12+ AMD	12+ Mid	12+ PMD	12+ Eve	12+ Wknd
1 KQKS-F >>>	1 KQKS-F <	1 KBCO-F	1 KBCO-F	1 KBCO-F	1 KOSI-F <	1 KYGO-F	1 KOSI-F <	1 KBCO-F <	1 KQKS-F >	1 KYGO-F
2 KALC-F >	2 KBCO-F <	2 KYGO-F	2 KYGO-F	2 KYGO-F	2 KOA <	2 KOSI-F	2 KBCO-F <	2 KYGO-F <	2 KBPI-F	2 KQKS-F <
3 KXPK-F	3 KBPI-F	3 KRFX-F <	3 KOSI-F <	3 KOSI-F	3 KYGO-F	3 KOA	3 KYGO-F <	3 KOSI-F <	3 KYGO-F	3 KBCO-F <
3 KBPI-F <	3 KYGO-F <	4 KOSI-F	4 KRFX-F	4 KXKL-F <	4 KXKL-F <	3 KBCO-F	4 KOA	4 KQKS-F <	4 KOSI-F	4 KXKL-F
5 KYGO-F	5 KALC-F	5 KALC-F	5 KALC-F <	5 KRFX-F	5 KBCO-F	3 KRFX-F	5 KXKL-F	5 KXKL-F <	5 KALC-F	5 KOSI-F
6 KXPK-F	5 KQKS-F <	6 KIMN-F <	6 KIMN-F <	6 KIMN-F <	6 KHOW	6 KHOW <	6 KHOW <	6 KOA <	6 KBCO-F	6 KCKK-AF
7 KRFX-F <	7 KIMN-F <	7 KXKL-F <	7 KALC-F <	7 KALC-F <	7 KEZW	7 KQKS-F <	7 KRFX-F <	7 KALC-F	7 KRFX-F	7 KIMN-F <
8 KOSI-F	8 KBPI-F <	8 KOJMF <	8 KOA <	8 KOA <	8 KCKK-AF	8 KALC-F	8 KIMN-F	8 KBPI-F <	7 KOA <	8 KALC-F <
8 KIMN-F	9 KXKL-F	9 KXKL-F <	9 KXKL-F <	9 KXKL-F <	8 KHIH-F <	8 KXPK-F <	9 KQKS-F	9 KIMN-F <	9 KIMN-F <	9 KEZW <
10 KTCL-F >	10 KDJM-F <	10 KBPI-F <	9 KOJMF	10 KRFX-F	10 KRFX-F	10 KXKL-F	9 KALC-F <	10 KRFX-F		

Wom 18-24	Wom 18-34	Wom 25-34	Wom 18-49	Wom 25-54	Men 18-24	Men 18-34	Men 25-34	Men 18-49	Men 25-54	12+ Ovrnite
1 KQKS-F >>	1 KQKS-F <	1 KYGO-F <	1 KBCO-F <	1 KOSI-F <	1 KQKS-F	1 KBPI-F >	1 KBPI-F >	1 KBCO-F <	1 KBCO-F <	1 KYGO-F
2 KALC-F	2 KYGO-F <	2 KBCO-F	2 KYGO-F <	2 KBCO-F <	2 KBPI-F	2 KXPK-F <	2 KXPK-F	2 KRFX-F	2 KRFX-F	2 KOSI-F <
3 KYGO-F	3 KBCO-F <	3 KOSI-F	3 KOSI-F	3 KYGO-F >	3 KBCO-F	3 KBCO-F <	3 KRFX-F <	3 KBPI-F <	3 KYGO-F	3 KHOW
4 KBCO-F	4 KALC-F	4 KALC-F	4 KALC-F	4 KXKL-F	4 KRFX-F	4 KRFX-F <	4 KBCO-F	4 KYGO-F	4 KBPI-F	3 KOA
4 KIMN-F	5 KOSI-F	5 KIMN-F <	5 KQKS-F <	5 KALC-F <	4 KXPK-F	5 KQKS-F	5 KTCL-F <	5 KXPK-F	4 KOA <	5 KXKL-F <
6 KXPK-F	6 KIMN-F >	6 KQKS-F	6 KIMN-F	6 KIMN-F	6 KYGO-F	6 KTCL-F	6 KALC-F	6 KOA <	6 KXKL-F	6 KQKS-F >
6 KTCL-F	7 KXPK-F <	7 KOJMF	7 KXKL-F	7 KOJMF	7 KXKL-F	6 KALC-F	6 KYGO-F	7 KQKS-F <	7 KXKL-F	7 KXKL-F
8 KBPI-F	8 KOJMF <	8 KJMN-F	8 KOJMF <	8 KHIH-F	7 KALC-F	6 KYGO-F	8 KIMN-F	8 KXKL-F <	8 KXPK-F <	8 KXPK-F <
9 KXKL-F			9 KRFX-F	9 KXKL-F		9 KIMN-F	8 KQKS-F	9 KXKL-F <	9 KOJMF <	9 KOJMF <
9 KRFX-F			10 KXKL-F <	9 KHOW <		10 KOSI-F	10 KOJMF <	10 KXKL-F <	10 KXKL-F <	10 KXKL-F <

DENVER

Other Rated Stations				Metro Share	Cume Rating	TSA AQH Cume	Consolidation Report	12+	25-54	Revenue
KCUV	SP-NT	1150	Englewood	0.5	0.9		CBS/Infinity, pend.	12.1 %	14.2 %	11.3 %
KDKO	B	1510	Littleton	0.5	1.2		KDJM-FM, KIMN-FM, KXKL-FM			
KJME	SP	1390	Denver	0.6	1.3		Clear Channel	29.7 %	31.2 %	45.2 %
KMXA	SP-R	1090	Aurora	0.8	1.4		KBCO-FM, KBPI-FM, KHHI-FM, KHOW-AM, KOA-AM, KRFX-FM, KTCL-FM, KTLK-AM			
KNUS	T	710	Denver	0.5	2.2		Jefferson-Pilot	17.8 %	15.6 %	17.2 %
KRKS-F	REL	94.7	Boulder	0.4	1.9		KCKK-AF, KKFN-AM, KQKS-FM, KYGO-FM			
KTLK	T	760	Thornton	0.8	3.2		Salem, pend.	5.2 %	5.2 %	%
							KALC-FM, KNUS-AM, KRKS-AM, KRKS-FM			
							Tribune Broadcasting	12.6 %	11.9 %	14.2 %
							KEZW-AM, KKHK-FM, KOSI-FM			
								77.4 %	78.1 %	87.9 %

AM Stations

KCKK	1600	5 kw (DA-2)	Simul. KCKK-F						Lakewood
KEZW	1430	10 kw/5 kw (DA-N)	Standards		ABC	\$35.00	Banner	Tribune Co.	Aurora
KHOW	630	5 kw (DA-2)	Talk	Westwd, ABC, TARN		\$64.00	Allied	Clear Channel	
KKFH	950	5 kw (DA-1)	Sports	CBS, 1-on-1, WW1		\$ NA	CBS	Jefferson-Pilot	
KLZ	560	5 kw (DA-1)	Standards	ABC, Westwd		\$ NA	Mc-Guild	Crawford	Denver
KOA	850	50 kw	Talk/Full Service	ABC		\$288.00	Eastman	Clear Channel	
KVOD	1280	5 kw (DA-2)	Classical			\$ NA	Sentry	Rodriguez, pend.	

FM Stations

KALC	105.9	100 kw @ 1470	Modern AC	AMFM	\$115.00	Christal	Salem, pend.		
KBCO	97.3	100 kw @ 1541	Progressive AOR	Westwd	\$125.00	Allied	Clear Channel		Boulder
KBPI	106.7	100 kw @ 987	AOR-New Rock		\$121.00	Eastman	Clear Channel		
KCKK	104.3	58 kw @ 1204	Classic Country		\$68.00	CBS	Jefferson-Pilot		Longmont
KDJM	92.5	57 kw @ 1237	Black Oldies		\$ NA	Sentry	CBS/Infinity, pend.		Greeley
KHHI	95.7	100 kw @ 1608	Jazz		\$80.00	Allied	Clear Channel		
KIMN	100.3	100 kw @ 1152	AC	AMFM	\$115.00	Christal	CBS/Infinity, pend.		
KJMN	92.1	30 kw @ 627	Hispanic Contemp.		\$35.00	Caballero	Entravision, pend.		Castle Rock
KKHK	99.5	100 kw @ 1624	Classic AOR		\$100.00	Katz	Tribune Co.		
KOSI	101.1	100 kw @ 1624	AC		\$166.00	Katz	Tribune Co.		
KQKS	107.5	100 kw @ 1198	Dance CHR	Source, Westwd	\$75.00	CBS	Jefferson-Pilot		Lakewood
KRFX	103.5	100 kw @ 1045	Classic AOR		\$184.00	--	Clear Channel		
KTCL	93.3	100 kw @ 1129	AOR-New Rock		\$50.00	--	Clear Channel		Fl. Collins
KXKL	105.1	100 kw @ 1169	Oldies	AMFM, Westwd	\$158.00	Sentry	CBS/Infinity, pend.		
KXPK	96.5	100 kw @ 1739	New Rock		\$106.00	Christal	Hispanic, pend.		Evergreen
KYGO	98.5	100 kw @ 1821	Country		\$265.00	CBS	Jefferson-Pilot		

Notes: 4/00 KLMO (1060; Longmont) changed from Country to Talk as KSKE

DES MOINES

Arbitron Rank: 92 Pop (12+): 428,600	Stations: 23 / 22	Last Year's Revenue: \$25,400,000
MSA Rank: 118	Diaries: 1,515 / 283:1 / 55.3%	Household Income: \$51,341
MSA Pop: 436,000	Sample Target: 1,520	Total Retail Sales: \$7.2 Bil.
DMA: 70	% Below Line: 0.9	#1 Biller: WHO \$7,200,000
Average Persons Rating: 13.6	% Not Listed: 12.4	#1 Billing Portfolio
Market TSL in Hours: 18.25	Pop per Station: 19,482	Clear Channel \$10,510,000

12+ Metro	Format	Winter 00 1/4 Share	Fall 99	Sum 99	Spq 99	Win 99	4-Book Avg.	12+ Metro Cume / Rtg.	Fall 99	Win 99	12+ TSA AQH / Cume	Revenue Level
1 WHO	FS	65 / 11.2	12.2	10.5	12.4	13.3	11.6	975 / 22.8	25.5	26.7		H WHO
2 KKDM-F	CHR	57 / 9.8	9.2	6.9	2.8	3.3	7.2	1049 / 24.5	25.1	12.3		B KKDM-F
3 KJY-F	C	41 / 7.0	6.9	6.3	7.7	6.4	7.0	669 / 15.6	15.5	14.0		E KJY-F
4 KSTZ-F	CHR/AC	38 / 6.5	5.7	8.3	9.2	8.1	7.4	869 / 20.3	20.1	23.8		D KSTZ-F
5 KIOA-F	O	37 / 6.4	6.7	7.6	8.9	7.1	7.4	665 / 15.5	17.2	18.1		D KIOA-F
6 KHKI-F	C	36 / 6.2	5.0	5.6	6.1	4.8	5.7	545 / 12.7	12.3	11.8		C KHKI-F
7 KGGO-F	CL AOR	33 / 5.7	5.7	7.1	5.4	5.7	6.0	494 / 11.5	11.3	12.1		D KGGO-F
7 KAZR-F	AOR	33 / 5.7	6.7	6.2	6.9	7.1	6.4	562 / 13.1	14.7	16.1		C KAZR-F
9 KMXD-F	AC/CHR	25 / 4.3	4.9	4.2	3.6	5.2	4.2	440 / 10.3	11.1	11.9		C KMXD-F
9 KLTI-F	SAC	25 / 4.3	4.5	5.2	5.1	5.3	4.8	590 / 13.8	11.9	14.3		B KLTI-F
11 KRKQ-F	CL AOR	22 / 3.8	3.8	4.3	3.5	4.3	3.8	506 / 11.8	10.8	14.4		C KRKQ-F
12 KRNT	ST	20 / 3.4	5.2	3.6	4.1	5.2	4.1	338 / 7.9	9.7	10.0		A KRNT
13 KLYF-F	SAC	19 / 3.3	3.2	3.3	3.0	4.0	3.2	377 / 8.8	7.6	7.3		A KLYF-F
14 KJJC-F	SPRTS	13 / 2.2	2.7	2.4	1.0	1.7	2.1	255 / 6.0	5.1	3.6		C KJJC-F
15 KCCQ-F	AOR-NR	11 / 1.9	1.5	2.9	4.4	3.1	2.7	279 / 6.5	7.2	10.6		A KCCQ-F

12+ FM Share (Metro): 78.90% (400 of 507) (Winter 99: 75.10%)

Teens	18-34	18-49	25-49	25-54	35+	12+ AMD	12+ Mid	12+ PMD	12+ Eve	12+ Wknd
1 KKDM-F >>>	1 KKDM-F	1 KKDM-F <	1 KSTZ-F <	1 WHO	1 WHO	1 WHO >	1 WHO >	1 KKDM-F <	1 KKDM-F >	1 KKDM-F >
2 KAZR-F	2 KAZR-F	2 KSTZ-F <	2 KGGO-F <	2 KSTZ-F <	2 KIOA-F	2 KKDM-F	2 KSTZ-F	2 WHO	2 WHO	2 KJY-F
3 KSTZ-F >	3 KHKI-F <	3 KGGO-F <	3 WHO <	3 KIOA-F	3 KJY-F >	3 KJY-F <	3 KHKI-F	3 KSTZ-F <	3 KJY-F	3 WHO <
4 KSTZ-F	4 KHKI-F <	4 KHKI-F <	4 KKDM-F <	3 KGGO-F	4 KLTI-F	4 KIOA-F	3 KKDM-F <	4 KJY-F	4 KSTZ-F <	4 KIOA-F
5 KGGO-F	5 KAZR-F	5 KHKI-F <	5 KHKI-F <	5 KKDM-F <	4 KRNT <	5 KAZR-F	5 KIOA-F <	5 KHKI-F	5 KGGO-F	5 KHKI-F <
6 KJY-F	6 WHO	6 KMXD-F	6 KMXD-F	6 KMXD-F <	6 KGGO-F <	5 KHKI-F <	6 KGGO-F <	6 KGGO-F <	6 KLTI-F	6 KAZR-F
7 KRKQ-F	7 KMXD-F <	7 KAZR-F <	7 KAZR-F <	7 KHKI-F	7 KSTZ-F <	7 KRKQ-F <	7 KMXD-F <	7 KIOA-F <	6 KHKI-F <	6 KSTZ-F
	8 KRKQ-F	8 KIOA-F <	7 KJY-F	8 KHKI-F	8 KGGO-F <	8 KGGO-F <	8 KAZR-F	8 KAZR-F <	8 KAZR-F	8 KLTI-F
	8 KJY-F <	9 KJY-F	9 KLTI-F	8 KLYF-F <	9 KSTZ-F >	8 KJY-F	9 KLTI-F	8 KIOA-F >	8 KGGO-F <	8 KRNT
		9 KRKQ-F <	9 KAZR-F <	10 KMXD-F		10 KLTI-F <	10 KMXD-F			

Wom 18-24	Wom 18-34	Wom 25-34	Wom 18-49	Wom 25-54	Men 18-24	Men 18-34	Men 25-34	Men 18-49	Men 25-54	12+ Ovrnite
1 KKDM-F >>	1 KKDM-F >	1 KKDM-F	1 KKDM-F <	1 KSTZ-F	1 KAZR-F >>	1 KAZR-F >	1 KAZR-F >	1 KAZR-F	1 WHO <	1 WHO
2 KSTZ-F	2 KSTZ-F	1 KSTZ-F >	2 KSTZ-F	2 KHKI-F	2 KGGO-F	2 KHKI-F	2 KRKQ-F	2 KGGO-F	2 KGGO-F	2 KJY-F >
2 KHKI-F >>	3 KHKI-F	3 KGGO-F	3 KHKI-F	2 KIOA-F	2 KHKI-F	2 KRKQ-F	3 KGGO-F	3 WHO	3 KAZR-F	3 KIOA-F
4 KAZR-F	4 KJY-F	3 KHKI-F	4 KMXD-F	2 KKDM-F <	2 KKDM-F	4 KGGO-F	4 KHKI-F	3 KRKQ-F	4 KRKQ-F <	3 KKDM-F
4 KCCQ-F	5 KMXD-F	3 KJY-F	5 KLTI-F	5 KMXD-F <	5 KCCQ-F	4 KKDM-F	4 KSTZ-F	5 KSTZ-F	5 KIOA-F <	5 KRNT
4 KJY-F >>	6 KGGO-F	3 KMXD-F >>	5 KJY-F	6 KLTI-F <	5 KSTZ-F	6 KSTZ-F >	4 KKDM-F	5 KKDM-F	6 KSTZ-F	6 KHKI-F
			7 KIOA-F	7 KJY-F <	5 KRKQ-F >>>			7 KHKI-F	7 KJY-F	
				8 WHO <					7 KKDM-F	

Other Rated Stations				Metro Share	Cume Rating	TSA AQH Cume	Other Rated Stations--Outside Market				Metro Share	Cume Rating	TSA AQH Cume
KASI	T/SPRTS	1430	Ames	0.7	2.1	KWMT	C	540	Fort Dodge, IA	0.9	1.3		
KBGG	BIZ	1700	Des Moines	0.5	1.3								
KDLS	C	1310	Perry	0.5	0.7								
KLRX-F	CL HITS	96.1	Madrid	0.5	1.2								
KWKY	REL	1150	Des Moines	1.2	3.4								
KXTK	O	940	Des Moines	0.5	1.5								
KZZO-F	REL-CC	99.5	Winterset	1.2	3.2								

DES MOINES

Consolidation Report	12+	25-54	Revenue
Barnstable, pend. KBGG-AM, KGGO-FM, KHKI-FM, KJJY-FM, KRKQ-FM	23.2 %	26.7 %	33.5 %
Clear Channel KASI-AM, KCCQ-FM, KDMI-AM, KKDM-FM, KLYF-FM, KMXD-FM, WHO-AM	31.2 %	29.1 %	41.6 %
Saga KAZR-FM, KIOA-FM, KLTJ-FM, KRNT-AM, KSTZ-FM, KXTK-AM	26.8 %	28.5 %	24.9 %
	81.2 %	84.3 %	100.0 %

AM Stations

Station	Power	Frequency	Format	Network	Revenue	Advertiser	Agency
KRNT	1350	5 kw (DA-N)	Standards	CBS, Westwd	\$<20.00	Katz	Saga
WHO	1040	50 kw	Full Service	ABC, Westwd, Tlknf	\$110.00	Christal	Clear Channel

FM Stations

Station	Frequency	Power	Format	Network	Revenue	Advertiser	Agency	Market
KAZR	103.3	100 kw @ 745	AOR		\$22.00	Katz	Saga	Pella
KCCQ	105.1	25 kw @ 328	New Rock		\$ NA	Christal	Clear Channel	Ames
KGGO	94.9	100 kw @ 1066	AOR		\$65.00	Eastman	Barnstable, pend.	
KHKI	97.3	115 kw @ 450	Country		\$<20.00	Eastman	Barnstable, pend.	
KIOA	93.3	100 kw @ 1066	Oldies	ABC	\$55.00	Katz	Saga	
KJJC	106.9	27 kw @ 650	Sports	ESPN	\$ NA	Farmakis		Osceola
KJJY	92.5	41 kw @ 541	Country		\$70.00	D&R	Barnstable	Ankeny
KKDM	107.5	23 kw @ 722	CHR	Westwd	\$29.00	Christal	Clear Channel	
KLTJ	104.1	100 kw @ 1010	Soft AC		\$<20.00	Katz	Saga	Ames
KLYF	106.3	18 kw @ 328	Soft AC		\$<20.00	Christal	Clear Channel	Ankeny
KMXD	100.3	100 kw @ 1700	AC/CHR		\$47.00	Christal	Clear Channel	
KRKQ	98.3	50 kw @ 492	Classic AOR		\$<20.00	D&R	Barnstable	Boone
KSTZ	102.5	100 kw @ 1260	CHR/AC		\$46.00	Katz	Saga	

Notes:

FORMAT CODES

AC - Adult Contemporary	J - Jazz and New Adult Contemporary
AC-NR - Modern AC	KIDS - Children's
AOR - Album Oriented Rock	N - News
AOR-NR - New Rock	O - Oldies (50's & 60's)
AOR-P - Progressive AOR	REL - Religion, Christian
B - Black (audience 75%+ Black)	REL-CC - Contemporary Christian
B/AC - Black Adult Contemporary	SAC - Soft Adult Contemporary
B/G - Black Gospel	SP - Hispanic/Spanish
B/O - Black Oldies	SP-C - Hispanic Contemporary
BIZ - Business News & Talk	SP-NT - Hispanic News/Talk/Information
C - Country	SP-R - Hispanic-Regional
C/O - Classic Country	SP-TP - Hispanic-Tropical
CHR - Contemporary Hit Radio, Top 40	SP-VA - Hispanic Variety
CL - Classical	SP-TJ - Tejano
CL AOR - Classic AOR, Classic Rock	SPRTS - Sports
CL HITS - Classic Hits/70's Oldies	ST - Standards, Big Band, Nostalgia
E - Ethnic (usually Foreign Lang.)	T - Talk
EZ - Easy Listening, Beautiful Music	U - Urban (majority of audience is non-white)
FS - Full Service	VA - Variety
G - Gospel	? - Others or Unknown

REVENUE LEVEL CODES

A - Less than \$500,000	E - \$3,000,000 to \$3,999,999	I - \$10,000,000 to \$14,999,999
B - \$500,000 to \$999,999	F - \$4,000,000 to \$4,999,999	J - \$15,000,000 to \$19,999,999
C - \$1,000,000 to \$1,999,999	G - \$5,000,000 to \$6,999,999	K - \$20,000,000 to \$29,999,999
D - \$2,000,000 to \$2,999,999	H - \$7,000,000 to \$9,999,999	L - \$30,000,000+

DETROIT

Arbitron Rank: 7 **Pop (12+):** 3,826,600
MSA Rank: 6
MSA Pop: 4,880,000
DMA: 9
Average Persons Rating: 16.4
Market TSL In Hours: 21.50

Stations: 33 / 32
Diaries: 4,517 / 847:1 / 49.2%
Sample Target: 4,360
% Below Line: 0.4
% Not Listed: 12.8
Pop per Station: 119,581

Last Year's Revenue: \$217,600,000
Household Income: \$51,849
Total Retail Sales: \$47.8 Bil.
#1 Biller: WNIC-F \$21,900,000
#1 Billing Portfolio: Clear Channel \$68,850,000

12+ Metro	Format	Winter 00 1/4 Share	Fall 99	Sum 99	Spq 99	Win 99	4-Book Avg.	12+ Metro Cume / Rtg.	Fall 99	Win 99	12+ TSA AQH / Cume	Revenue Level	
1	WNIC-F	AC	495 / 7.9	7.2	6.8	7.1	8.2	7.3	6538 / 17.1	14.7	16.7	K	WNIC-F
2	WJLB-F	B	356 / 5.7	5.2	6.8	7.0	6.6	6.2	5611 / 14.7	13.8	15.5	J	WJLB-F
3	WWJ	N	348 / 5.6	5.7	5.3	4.7	6.0	5.3	6936 / 18.1	17.6	18.4	J	WWJ
4	WJR	FS/T	332 / 5.3	5.5	5.3	6.3	5.4	5.6	5988 / 15.6	16.9	16.9	J	WJR
5	WDMC-F	O	318 / 5.1	5.4	5.7	5.4	6.2	5.4	5525 / 14.4	14.8	16.6	K	WDMC-F
6	WDRQ-F	CHR	302 / 4.8	4.3	4.8	4.1	3.4	4.5	6204 / 16.2	15.3	13.3	G	WDRQ-F
7	WRIF-F	AOR	301 / 4.8	4.5	4.9	5.2	4.1	4.9	5054 / 13.2	11.6	11.9	I	WRIF-F
8	WYCD-F	C	276 / 4.4	4.8	3.2	2.8	2.8	3.8	4495 / 11.7	11.7	8.9	H	WYCD-F
9	WVMV-F	J	273 / 4.4	4.7	4.5	4.6	5.3	4.5	4108 / 10.7	10.5	12.5	H	WVMV-F
10	WCSX-F	CL AOR	237 / 3.8	3.6	4.2	4.2	4.9	3.9	4461 / 11.7	10.1	12.4	I	WCSX-F
11	WDTJ-F	B	229 / 3.7	3.1	3.9	4.1	3.7	3.7	4533 / 11.8	10.5	11.7	F	WDTJ-F
12	WMXD-F	B/A	204 / 3.3	3.5	3.1	3.8	4.3	3.4	3139 / 8.2	8.4	9.2	H	WMXD-F
13	WXYT	T	187 / 3.0	2.9	2.7	2.5	3.2	2.8	2893 / 7.6	9.1	7.5	I	WXYT
14	WKQI-F	CHR	170 / 2.7	2.8	2.9	3.1	3.7	2.9	5485 / 14.3	12.9	14.6	I	WKQI-F
15	WWWW-F	CL AOR	161 / 2.6	2.5	3.2	3.5	3.1	2.9	3329 / 8.7	8.1	9.0	G	WWWW-F
16	CKWW	ST	148 / 2.4	2.3	2.2	2.4	2.4	2.3	1671 / 4.4	4.6	4.8	G	CKWW
17	WPLT-F	AC-NR	145 / 2.3	2.2	2.1	2.4	2.4	2.3	3766 / 9.8	9.9	11.0	F	WPLT-F
18	CIMX-F	AOR-NR	133 / 2.1	2.5	2.5	2.1	1.3	2.3	3362 / 8.8	9.5	7.5	F	CIMX-F
19	WGRV-F	B/O	128 / 2.0	3.1	3.0	2.1	1.8	2.6	3149 / 8.2	7.7	6.8	F	WGRV-F
20	WKRK-F	T	120 / 1.9	1.6	1.3	1.1	1.4	1.5	2194 / 5.7	4.9	6.1	E	WKRK-F
21	WDFN	SPRTS	79 / 1.3	1.8	1.5	1.4	1.4	1.5	1638 / 4.3	4.9	3.8	G	WDFN
22	WMUZ-F	REL-CC	73 / 1.2	1.3	0.7	1.1	0.7	1.1	1444 / 3.8	3.8	3.1	G	WMUZ-F
23	WGPR-F	B/A	69 / 1.1	0.8	1.3	1.5	1.4	1.2	1428 / 3.7	3.4	4.6	C	WGPR-F
24	WQBH	B	65 / 1.0	1.1	1.2	0.9	1.3	1.1	965 / 2.5	2.8	2.8	C	WQBH

12+ FM Share (Metro): 76.27% (4165 of 5461) (Winter 99: 76.36%)

Teens	18-34	18-49	25-49	25-54	35+	12+ AMD	12+ Mid	12+ PMD	12+ Eve	12+ Wknd
1 WDRQ-F	1 WJLB-F <	1 WNIC-F	1 WNIC-F	1 WNIC-F >	1 WNIC-F	1 WNIC-F <	1 WNIC-F >	1 WNIC-F <	1 WJLB-F	1 WNIC-F <
2 WDTJ-F <	2 WRIF-F <	2 WRIF-F	2 WRIF-F	2 WRIF-F	2 WWJ <	2 WRIF-F <	2 WJR	2 WDRQ-F <	2 WNIC-F	2 WDRQ-F
3 WJLB-F >>	3 WDRQ-F	3 WJLB-F	3 WCSX-F	3 WCSX-F <	3 WJR	3 WWJ	2 WXYT <	3 WJLB-F	2 WDTJ-F	2 WJLB-F <
4 CIMX-F >	4 WNIC-F <	4 WCSX-F <	4 WJLB-F <	4 WOMC-F <	4 WOMC-F	4 WJR <	4 WOMC-F	4 WWJ	4 WDRQ-F	4 WWJ
	5 WDTJ-F	5 WYCD-F	5 WYCD-F	5 WYCD-F <	5 WVMV-F	5 WOMC-F	5 WRIF-F <	4 WJR <	5 WVMV-F	5 WJR <
	6 WYCD-F <	5 WDRQ-F	6 WMXD-F	6 WJLB-F <	6 WCSX-F <	6 WJLB-F	6 WCSX-F	6 WOMC-F	6 WYCD-F <	6 WOMC-F <
	7 WPLT-F	7 WMXD-F	6 WVMV-F	7 WVMV-F <	7 WXYT <	7 WMJ-F <	6 WVMV-F <	6 WYCD-F	7 WJR	7 WVMV-F
	8 WKQI-F	7 WVMV-F	6 WWWF-F <	8 WMXD-F	8 WYCD-F	8 WCSX-F	8 WWJ	8 WVMV-F	8 WWJ <	7 WYCD-F
	9 CIMX-F <	7 WWWF-F <	9 WOMC-F	9 WWWF-F <	9 WMXD-F <	8 WDRQ-F <	8 WYCD-F <	8 WDTJ-F <	9 WMXD-F	9 WDTJ-F <
	10 WKRK-F	10 WOMC-F <	10 WPLT-F <	10 WWJ <	10 CKWW <	10 WYCD-F <	10 WJLB-F	10 WCSX-F	10 WOMC-F <	10 WMXD-F <

Wom 18-24	Wom 18-34	Wom 25-34	Wom 18-49	Wom 25-54	Men 18-24	Men 18-34	Men 25-34	Men 18-49	Men 25-54	12+ Ovrmite
1 WDRQ-F	1 WDRQ-F <	1 WNIC-F	1 WNIC-F >	1 WNIC-F >>	1 WJLB-F	1 WRIF-F >	1 WRIF-F >>	1 WRIF-F >	1 WRIF-F	1 WWJ
2 WJLB-F >	2 WJLB-F <	2 WJLB-F <	2 WJLB-F <	2 WOMC-F <	1 WRIF-F <	2 WJLB-F >	2 WJLB-F	2 WCSX-F	2 WCSX-F >	2 WJR
3 WDTJ-F	3 WNIC-F >	3 WDRQ-F	3 WDRQ-F	3 WYCD-F <	3 WDTJ-F >	3 WDTJ-F	3 WPLT-F	3 WJLB-F	3 WOMC-F	3 WNIC-F <
4 WNIC-F	4 WKQI-F <	4 WYCD-F	4 WYCD-F <	4 WJLB-F	4 WDRQ-F	4 CIMX-F <	4 CIMX-F <	4 WYCD-F <	4 WYCD-F	4 WJLB-F <
5 WKQI-F >	5 WYCD-F <	5 WPLT-F <	5 WKQI-F	4 WVMV-F <	5 WKRK-F <	5 WKRK-F <	5 WYCD-F <	5 WWWF-F	4 WWJ	5 WVMV-F
6 WPLT-F <	6 WDTJ-F	6 WKQI-F >	6 WMXD-F <	6 WMXD-F	6 CIMX-F	6 WDRQ-F <	6 WWWF-F	6 WWJ <	6 WJLB-F	6 WDTJ-F <
7 WYCD-F	6 WPLT-F >	7 WMXD-F <	7 WVMV-F <	7 WDRQ-F <	6 WKQI-F	7 WPLT-F <	6 WKRK-F	7 WKRK-F <	6 WWWF-F <	7 WOMC-F
	8 WWWF-F <	8 WDTJ-F	8 WOMC-F	8 WKQI-F	8 WYCD-F	8 WYCD-F	8 WWJ <	8 WNIC-F	8 WNIC-F	
	9 WMXD-F	8 WWWF-F <	9 WDTJ-F	9 WWWF-F	9 WDFN <	9 WDFN <	9 WDRQ-F <	8 WDTJ-F <	9 WVMV-F <	
	9 WRIF-F	9 WPLT-F	9 WPLT-F	9 WCSX-F	10 WWWF-F	10 WDFN	10 WDFN	10 WJR <		
	9 CIMX-F <			9 WPLT-F	10 WCSX-F <	10 WDTJ-F <				

DETROIT

Other Rated Stations				Metro Share	Cume Rating	TSA AQH Cume	Consolidation Report			
Other Rated Stations--Outside Market				Metro Share	Cume Rating	TSA AQH Cume	12+	25-54	Revenue	
CIDR-F	AOR-P	93.9	Windsor, ON	0.7	4.8		ABC	12.4 %	9.9 %	13.8 %
CKLW	N/T	800	Windsor, ON	0.6	2.1		WDRQ-FM, WJR-AM, WPLT-FM			
WCHB	B/G	1200	Taylor, MI	0.7	2.0		CBS/Infinity	24.4 %	23.0 %	31.5 %
WDMK-F	BJAC	102.7	ML Clemens	0.9	3.4		WKRK-FM, WOMC-FM, WVMV-FM, WWJ-AM, WXYT-AM, WYCD-FM			
WEXL	G	1340	Royal Oak, MI	0.5	1.4		CHUM, Ltd.	5.8 %	3.4 %	1.6 %
WHMI-F	AC	93.5	Howell, MI	0.3	1.2		CIDR-FM, CIMX-FM, CKLW-AM, CKWW-AM			
WLQV	REL	1500	Detroit, MI	0.4	1.2		Clear Channel	23.5 %	27.5 %	34.3 %
WSAQ-F	C	107.1	Port Huron, MI	0.4	0.9		WDFN-AM, WJLB-FM, WKQI-FM, WMXD-FM, WNIC-FM, WWWW-FM, WYUR-AM			
							Greater Media	10.6 %	15.3 %	12.5 %
							WCSX-FM, WGRV-FM, WRIF-FM			
							Radio One	5.3 %	4.2 %	3.4 %
							WCHB-AM, WDMK-FM, WDTJ-FM			
								82.0 %	83.3 %	97.1 %

AM Stations

Station	Power	Class	Format	Company	City
CKWW	580	0.5 kw (DA-1)	Standards	Westwd	Windsor, ON
WDFN	1130	50 kw/10 kw (DA-2)	Sports	Westwd, ABC	Birmingham
WJR	760	50 kw	Full Svc./Talk	ABC	Birmingham
WQBH	1400	1 kw	Black Gospel		
WWJ	950	12 kw/50 kw (DA-2)	News	CBS	Birmingham
WXYT	1270	5 kw (DA-N)	Talk	CNN	Birmingham

FM Stations

Station	Power	Class	Format	Company	City
CIMX	88.7	100 kw @ 577	AOR-New Rock		Windsor, ON
WCSX	94.7	13.5 kw @ 950	Classic AOR	Westwd	Birmingham
WDRQ	93.1	26.5 kw @ 668	CHR		
WDTJ	105.9	20 kw @ 724	Black		
WGPR	107.5	50 kw @ 375	Black AC		
WGRV	105.1	20 kw @ 784	Black Oldies		
WJLB	97.9	50 kw @ 490	Black		
WKQI	95.5	100 kw @ 426	CHR	AMFM	Birmingham
WKRK	97.1	15 kw @ 890	Talk		
WMUZ	103.5	50 kw @ 465	Contemp. Christian		
WMXD	92.3	22 kw @ 459	Black AC	ABC, AMFM	Birmingham
WNIC	100.3	32 kw @ 600	AC	AMFM	Dearborn
WOMC	104.3	190 kw @ 360	Oldies	Westwd	Birmingham
WPLT	96.3	20 kw @ 786	Modern AC	ABC	Birmingham
WRIF	101.1	27 kw @ 880	AOR		
WVMV	98.7	50 kw @ 463	Jazz	Westwd	Birmingham
WWWV	106.7	61 kw @ 510	Classic AOR	Westwd	Birmingham
WYCD	99.5	17.5 kw @ 787	Country	Westwd	Birmingham

Notes:

FRESNO

Arbitron Rank: 65	Pop (12+): 629,000	Stations: 32 / 29	Last Year's Revenue: \$31,000,000
MSA Rank: 65		Diaries: 1,780 / 353:1 / 52.9%	Household Income: \$33,756
MSA Pop: 918,000		Sample Target: 1,670	Total Retail Sales: \$6.3 Bil.
DMA: 55		% Below Line: 5.0	#1 Bitter: KMJ \$6,000,000
Average Persons Rating: 14.7		% Not Listed: 12.9	#1 Billing Portfolio
Market TSL in Hours: 20.00		Pop per Station: 21,690	CBS/Infinity \$13,700,000

12+ Metro	Format	Winter 00 1/4 Share	Fall 99	Sum 99	Spq 99	Win 99	4-Book Avg.	12+ Metro Cume / Rtg.	Fall 99	Win 99	12+ TSA AQH / Cume	Revenue Level	
1	KMJ	82 / 8.9	7.3	7.7	7.8	8.6	7.9	973 / 15.5	14.9	16.5		G	KMJ
2	KBOS-F	64 / 6.9	5.5	5.8	6.2	4.9	6.1	1101 / 17.5	19.2	17.5		E	KBOS-F
3	KSKS-F	54 / 5.8	6.9	6.0	6.2	6.8	6.2	748 / 11.9	13.1	12.8		D	KSKS-F
4	KJWL-F	43 / 4.7	6.7	4.6	5.3	4.6	5.3	552 / 8.8	10.5	8.8		B	KJWL-F
5	KOQO-F	42 / 4.5	5.3	5.8	5.6	4.4	5.3	628 / 10.0	10.3	9.5		C*	KOQO-F
6	KALZ-F	40 / 4.3	3.6	4.0	3.6	3.1	3.9	847 / 13.5	12.4	11.9		B	KALZ-F
7	KSEQ-F	37 / 4.0	3.5	3.6	3.8	3.5	3.7	885 / 14.1	12.2	12.5			KSEQ-F
7	KRZR-F	37 / 4.0	3.2	5.1	3.7	3.4	4.0	663 / 10.5	9.8	9.3		C	KRZR-F
9	KSOFF-F	36 / 3.9	4.6	3.4	3.5	3.9	3.8	581 / 9.2	10.3	10.7		C	KSOFF-F
10	KLBN-F	34 / 3.7	3.2	2.8	3.4	3.8	3.3	591 / 8.4	9.4	9.3		C	KLBN-F
10	KMGV-F	34 / 3.7	5.0	4.5	5.8	6.5	4.7	642 / 10.2	12.7	13.4		C	KMGV-F
12	KEZL-F	32 / 3.5	3.1	2.9	2.8	3.5	3.1	409 / 6.5	7.2	6.9		C	KEZL-F
12	KVSR-F	32 / 3.5	3.8	4.3	4.3	3.6	4.0	830 / 13.2	15.2	13.3		C	KVSR-F
14	KRNC-F	31 / 3.4	3.3	3.7	3.5	3.4	3.5	484 / 7.7	7.5	8.5		B	KRNC-F
15	KFRR-F	30 / 3.2	3.9	4.1	3.3	3.3	3.6	656 / 10.4	11.0	9.7		B	KFRR-F
16	KFSO-F	28 / 3.0	3.5	4.5	3.2	3.7	3.6	615 / 9.8	11.0	11.6		D	KFSO-F
17	KJFX-F	27 / 2.9	3.3	3.2	4.0	3.3	3.4	586 / 9.3	9.6	9.8		C	KJFX-F
18	KOOR	15 / 1.6	1.1	0.9	0.6	1.0	1.1	146 / 2.3	2.9	1.8		*	KOOR
19	KMPH-F	14 / 1.5	1.3	1.7	1.8	1.3	1.6	340 / 5.4	5.6	5.7			KMPH-F
20	KKPW-F	13 / 1.4	1.5	1.1	1.5	2.0	1.4	417 / 6.6	7.8	8.6		A	KKPW-F
21	KWOL-F	11 / 1.2	0.8					125 / 2.0	2.2				KWOL-F
21	KMMM-F	11 / 1.2	0.4	0.4		0.5		235 / 3.7	2.2	1.8			KMMM-F

12+ FM Share (Metro): 83.08% (668 of 804) (Winter 99: 83.00%)

Teens	18-34	18-49	25-49	25-54	35+	12+ AMD	12+ Mid	12+ PMD	12+ Eve	12+ Wknd
1 KBOS-F	1 KBOS-F >	1 KBOS-F	1 KMJ <	1 KMJ	1 KMJ >	1 KMJ >	1 KMJ >	1 KBOS-F	1 KBOS-F >	1 KBOS-F
2 KSEQ-F >>>	2 KOQO-F	2 KSKS-F <	2 KSKS-F	2 KSKS-F	2 KJWL-F	2 KBOS-F	2 KJWL-F <	2 KSKS-F	2 KSEQ-F <	2 KMJ
3 KKPW-F	2 KRZR-F	3 KOQO-F <	3 KALZ-F <	3 KALZ-F <	3 KSKS-F	3 KFRR-F	3 KSKS-F	3 KSEQ-F	3 KMJ <	3 KSKS-F
	4 KSKS-F	4 KMJ	4 KOQO-F <	4 KEZL-F <	4 KEZL-F	3 KOQO-F	4 KALZ-F <	3 KMJ	4 KBIF	4 KSEQ-F <
	5 KFRR-F <	4 KALZ-F	5 KMGV-F	5 KMGV-F	5 KFSO-F	5 KSKS-F <	5 KEZL-F	5 KOQO-F <	5 KSKS-F	5 KJWL-F <
	6 KRNC-F <	4 KRZR-F	5 KSOFF-F	5 KOQO-F	5 KMGV-F	6 KALZ-F <	5 KSOFF-F <	6 KALZ-F <	6 KFRR-F	6 KOQO-F
	7 KALZ-F	7 KSOFF-F <	7 KRZR-F	5 KSOFF-F <	7 KSOFF-F	7 KRZR-F <	7 KRZR-F	7 KRZR-F	7 KMGV-F	7 KRNC-F
	7 KLBN-F	8 KVSR-F <	7 KJFX-F <	8 KJFX-F <	7 KALZ-F	8 KSOFF-F	7 KBOS-F <	7 KMGV-F <	7 KRNC-F	7 KMGV-F <
	7 KSOFF-F	9 KMGV-F <	9 KEZL-F <	9 KRZR-F <	9 KOQO-F	8 KJWL-F <	9 KOQO-F	9 KJWL-F <	7 KSOFF-F <	9 KLBN-F <
	7 KVSR-F		10 KRNC-F <	10 KRNC-F	10 KJFX-F	10 KLBN-F <	10 KMGV-F	10 KLBN-F <	10 KOQO-F	10 KALZ-F
				10 KFSO-F <			10 KLBN-F <		10 KRZR-F <	10 KFSO-F <

Wom 18-24	Wom 18-34	Wom 25-34	Wom 18-49	Wom 25-54	Men 18-24	Men 18-34	Men 25-34	Men 18-49	Men 25-54	12+ Ovrnite
1 KBOS-F >	1 KBOS-F	1 KSOFF-F	1 KSKS-F <	1 KSKS-F	1 KBOS-F >	1 KBOS-F <	1 KRZR-F	1 KRZR-F	1 KMJ	1 KMJ >>
2 KVSR-F >	2 KSOFF-F	1 KSKS-F	2 KBOS-F	2 KSOFF-F	2 KRZR-F	2 KRZR-F	1 KFRR-F	1 KOQO-F	2 KJFX-F	2 KBOS-F
3 KSEQ-F	2 KSKS-F	3 KRNC-F	2 KSOFF-F	3 KALZ-F <	2 KOQO-F >	2 KOQO-F	3 KOQO-F >	3 KBOS-F <	2 KOQO-F	2 KSOFF-F
3 KLBN-F	4 KVSR-F	3 KBOS-F >	4 KALZ-F	4 KEZL-F <	4 KFRR-F	4 KFRR-F >	4 KMJ	4 KMJ <	2 KRZR-F	4 KJFX-F
3 KSOFF-F	4 KRNC-F	5 KALZ-F	5 KVSR-F <	5 KMGV-F <	5 KLBN-F >	5 KLBN-F	4 KJFX-F	5 KFRR-F <	5 KFRR-F <	4 KMGV-F
3 KSKS-F	6 KALZ-F	6 KMGV-F	6 KRNC-F	6 KRNC-F	5 KJFX-F	4 KLBN-F	6 KJFX-F	6 KJFX-F	6 KSKS-F <	
3 KALZ-F	7 KLBN-F	6 KLBN-F	6 KMGV-F	6 KMJ	7 KALZ-F	7 KRNC-F	7 KRNC-F	7 KALZ-F	7 KALZ-F	
	8 KRZR-F	6 KEZL-F	8 KEZL-F	8 KBOS-F <	8 KMJ	7 KALZ-F	7 KSKS-F <	7 KSKS-F <	7 KFSO-F <	
	8 KOQO-F	6 KMMM-F	8 KMJ	9 KVSR-F	8 KSKS-F	7 KBOS-F	9 KLBN-F	9 KLBN-F	9 KMGV-F	
	10 KSEQ-F	6 KRZR-F	8 KOQO-F		8 KVSR-F	7 KSKS-F >>	10 KMGV-F	9 KLBN-F	9 KLBN-F	
	10 KMGV-F	6 KVSR-F			8 KRNC-F		10 KVSR-F	9 KEZL-F		

FRESNO

Other Rated Stations				Metro Share	Cume Rating	TSA AQH Cume	Consolidation Report			
							12+	25-54	Revenue	
KBIF	REL	900	Fresno	1.1	1.5		CBS/Infinity	31.4 %	31.9 %	44.2 %
KFIG	SPRTS	1430	Fresno	0.6	1.2		KMGV-FM, KMJ-AM, KOOR-AM, KOQO-FM, KRNC-FM, KSKS-FM, KVSR-FM			
KFRE	T	940	Fresno	0.8	2.1		Clear Channel	26.0 %	27.1 %	34.8 %
KGST	SP	1600	Fresno	0.9	3.2		KALZ-FM, KBOS-FM, KCBL-AM, KEZL-FM, KFSD-FM, KRDU-AM, KRZR-FM, KSOF-FM			
KRDU	REL	1130	Dinuba	0.4	1.5		Lotus	5.8 %	6.2 %	5.9 %
KXEX-AA	SP-R	1550	Fresno	0.4	2.2		KGST-AM, KLBN-FM, KMMM-FM			
KZFO-F	SP-C	92.1	Madera	1.0	2.0		Mondosphere	7.3 %	9.2 %	7.4 %
							KFRR-FM, KJFX-FM, KWOL-FM			
Other Rated Stations--Outside Market								70.5 %	74.4 %	92.3 %
KCIV-F	REL	99.9	Mt. Bullion	0.4	1.9					
KZPO-F	ST	103.3	Lindsay	0.5	0.8					

AM Stations

KMJ	580	5 kw	News/Talk	Talknt, ABC, SRN	\$102.00	Katz	CBS/Infinity	
KOOR	790	5 kw/2.5 kw (DA-2)	Hispanic-Regional		\$ NA	Katz Hisp.	CBS/Infinity	Clovis

FM Stations

KALZ	102.7	50 kw @ 500	AC/CHR	ABC	\$30.00	Eastman	Clear Channel	
KBOS	94.9	16.5 kw @ 847	CHR	ABC	\$60.00	Eastman	Clear Channel	Tulare
KEZL	96.7	25 kw @ 328	Jazz		\$30.00	Christal	Clear Channel	Fowler
KFRR	104.1	17 kw @ 853	AOR-New Rock		\$28.00	D&R	Mondosphere	Woodlake
KFSO	92.9	17.5 kw @ 853	Oldies		\$55.00	Christal	Clear Channel	Visalia
KJFX	95.7	17.5 kw @ 850	Classic AOR		\$39.00	D&R	Mondosphere	
KJWL	99.3	5 kw @ 340	Standards	Westwd, CNN	\$25.00	---		
KKPW	94.3	3 kw @ 328	Dance CHR		\$ NA	Mc-Guid		Kerman
KLBN	105.1	0.6 kw @ 1870	Hispanic-Regional		\$24.00	Lotus	Lotus	Auberry
KMGV	97.9	10.5 kw @ 1075	Black Oldies		\$39.00	D&R	CBS/Infinity	
KMMM	107.1	9.9 kw @ 515	Hispanic Contemp.		\$ NA	Lotus	Lotus	Madera
KMPH	107.5	20.5 kw @ 783	News	Westwd, AP	\$20.00	Lotus	Pappas	Hanford
KOQO	101.9	2.3 kw @ 1948	Hispanic		\$35.00	Katz Hisp.	CBS/Infinity	
KRNC	105.9	2.4 kw @ 1960	Hispanic Contemp.		\$ NA	Katz Hisp.	CBS/Infinity	
KRZR	103.7	50 kw @ 500	AOR		\$37.00	Eastman	Clear Channel	Hanford
KSKS	93.7	68 kw @ 1912	Country		\$53.00	Katz	CBS/Infinity	
KSOF	98.9	19 kw @ 820	Soft AC	ABC	\$29.00	Christal	Clear Channel	Dinuba
KVSR	101.1	10 kw @ 1076	Modern AC		\$21.00	Katz	CBS/Infinity	
KWOL	105.5	25 kw @ 328	Country	ABC	\$ NA	D&R	Mondosphere	San Joaquin

Notes: KSEQ-F -- See Visalia-Tulare-Hanford in the Fall 1999 American Radio ... * KOQO-F revenue level includes revenue of KOOR ... 4/00 KHOT and KZFO-F sold by Z-Spanish to Entravision as part of a \$475,000,000 group transaction

GRAND RAPIDS

Arbitron Rank: 66 **Pop (12+):** 625,400
MSA Rank: 58 (w/Muskegon)
MSA Pop: 770,000
DMA: 38 (w/Kalamazoo)
Average Persons Rating: 15.5
Market TSL in Hours: 20.25

Stations: 27 / 24
Diaries: 1,790 / 349:1 / 57.8%
Sample Target: 1,740
% Below Line: 2.7
% Not Listed: 15.0
Pop per Station: 26,058

Last Year's Revenue: \$38,200,000
Household Income: \$56,528
Total Retail Sales: \$8.8 Bil.
#1 Biller: WLAV-F \$6,000,000
#1 Billing Portfolio
Clear Channel \$14,630,000

12+ Metro	Format	Winter 00 1/4 Share	Fall 99	Sum 99	Spq 99	Win 99	4-Book Avg.	12+ Metro Cume / Rtg.	Fall 99	Win 99	12+ TSA AQH / Cume	Revenue Level	
1	WLAV-F	94 / 9.7	8.9	7.6	8.8	7.5	8.7	1187 / 19.0	17.7	15.8		G	WLAV-F
2	WSNX-F	75 / 7.7	5.5	5.5	5.7	7.8	6.1	1371 / 21.9	17.7	19.5		D	WSNX-F
3	WBCT-F	73 / 7.5	8.2	9.5	8.2	7.7	8.4	1011 / 16.2	15.8	17.4		G	WBCT-F
4	WGRD-F	AOR-NR	56 / 5.8	6.2	6.2	6.6	6.2	1130 / 18.1	18.0	19.1		E	WGRD-F
5	WKLO-F	AOR	53 / 5.5	6.0	5.2	5.7	4.7	874 / 14.0	13.1	11.8		C	WKLO-F
6	WOOD	FS/T	50 / 5.2	5.6	5.6	5.4	5.4	817 / 13.1	15.2	12.8		F	WOOD
6	WOOD-F	SAC	50 / 5.2	5.5	6.4	5.7	5.5	821 / 13.1	14.9	14.7		E	WOOD-F
8	WVTI-F	CHR	43 / 4.4	4.7	5.1	4.3	3.9	1102 / 17.6	19.5	16.5		B	WVTI-F
9	WLHT-F	AC	42 / 4.3	5.2	4.7	5.3	5.4	719 / 11.5	13.2	12.6		G	WLHT-F
10	WODJ-F	O	38 / 3.9	2.9	4.3	3.8	4.3	641 / 10.3	10.5	11.8		C	WODJ-F
11	WMJH	ST	34 / 3.5	3.7	2.5	1.9	3.3	194 / 3.1	3.1	2.9		A	WMJH
12	WTRV-F	SAC	31 / 3.2	3.1	2.8	4.2	2.7	587 / 9.4	9.0	7.7		C	WTRV-F
13	WCUZ-F	C	29 / 3.0	3.4	4.8	3.1	2.5	521 / 8.3	8.2	7.8		B	WCUZ-F
14	WFGR-F	CL	26 / 2.7	2.8	1.9	2.2	2.4	416 / 6.7	7.4	7.5		B	WFGR-F
15	WJQK-F	REL-CC	25 / 2.6	3.5	2.2	2.6	3.3	401 / 6.4	9.1	9.2		C*	WJQK-F
16	WFUR-F	REL-CC	17 / 1.8	1.3	1.5	1.2	1.7	330 / 5.3	5.3	5.8			WFUR-F
17	WMUS-F	C	12 / 1.2	1.5	2.6	1.3	1.9	302 / 4.8	4.4	4.9			WMUS-F
17	WBBL	SPRTS	12 / 1.2	1.1	0.9	0.6	0.6	223 / 3.6	3.7	2.6		A	WBBL
17	WTKG	T	12 / 1.2	0.5	0.6	1.1	1.2	168 / 2.7	2.5	3.5		A	WTKG
20	WHTC	T	11 / 1.1	0.8	0.8	1.4	1.0	113 / 1.8	1.8				WHTC

12+ FM Share (Metro): 82.28% (678 of 824) (Winter 99: 85.45%)

Teens	18-34	18-49	25-49	25-54	35+	12+ AMD	12+ Mid	12+ PMD	12+ Eve	12+ Wknd
1 WSNX-F >>>	1 WLAV-F	1 WLAV-F >	1 WLAV-F >>	1 WLAV-F >	1 WLAV-F	1 WLAV-F <	1 WLAV-F >	1 WLAV-F <	1 WSNX-F	1 WSNX-F <
2 WKLO-F	2 WKLO-F <	2 WBCT-F <	2 WBCT-F	2 WBCT-F	2 WOOD <	2 WGRD-F	2 WOOD <	2 WSNX-F	2 WLAV-F	2 WBCT-F
3 WGRD-F	3 WGRD-F	3 WGRD-F <	2 WGRD-F >	3 WGRD-F	3 WOOD-F <	3 WBCT-F <	3 WOOD-F <	3 WBCT-F	3 WBCT-F	3 WLAV-F >
3 WVTI-F	4 WBCT-F	4 WKLO-F <	4 WLHT-F	4 WLHT-F <	4 WBCT-F	4 WOOD	4 WBCT-F	4 WKLO-F <	4 WKLO-F	4 WKLO-F >
	4 WSNX-F	5 WSNX-F	4 WSNX-F <	5 WSNX-F <	5 WMJH <	5 WSNX-F	5 WGRD-F <	5 WOOD-F <	5 WVTI-F <	5 WODJ-F
	6 WVTI-F >	6 WVTI-F	6 WVTI-F <	6 WVTI-F	6 WODJ-F	6 WKLO-F <	6 WLHT-F <	6 WGRD-F <	6 WGRD-F	6 WGRD-F <
	7 WLHT-F >	7 WLHT-F	7 WKLO-F	6 WODJ-F	7 WTRV-F	7 WLHT-F	7 WKLO-F	7 WVTI-F	7 WFUR-F <	7 WMJH
		8 WOOD-F	8 WJQK-F	6 WOOD-F <	7 WLHT-F <	8 WOOD-F <	7 WSNX-F	8 WLHT-F	8 WOOD-F	8 WGRD-F <
		9 WJQK-F	8 WOOD <	9 WOOD <	9 WFGR-F	9 WVTI-F	9 WODJ-F	9 WODJ-F	9 WODJ-F	9 WCUZ-F <
		9 WOOD	10 WOOD-F	10 WKLO-F	9 WCUZ-F	10 WODJ-F <	10 WVTI-F <	10 WTRV-F		
								10 WOOD <		

Wom 18-24	Wom 18-34	Wom 25-34	Wom 18-49	Wom 25-54	Men 18-24	Men 18-34	Men 25-34	Men 18-49	Men 25-54	12+ Ovrite
1 WSNX-F >	1 WSNX-F <	1 WBCT-F	1 WBCT-F <	1 WBCT-F <	1 WKLO-F	1 WLAV-F	1 WLAV-F	1 WLAV-F >	1 WLAV-F >>	1 WSNX-F <
2 WBCT-F	2 WBCT-F	2 WGRD-F	2 WSNX-F	2 WLAV-F <	2 WLAV-F	2 WKLO-F	2 WGRD-F	2 WKLO-F <	2 WGRD-F	2 WLAV-F <
2 WVTI-F	3 WVTI-F	2 WLHT-F	3 WLAV-F <	3 WLHT-F	3 WGRD-F >	3 WGRD-F >	3 WKLO-F >	3 WGRD-F >	3 WKLO-F	3 WBCT-F
4 WKLO-F >	4 WGRD-F	4 WVTI-F	4 WVTI-F	4 WOOD-F	4 WSNX-F	4 WBCT-F	4 WVTI-F	4 WBCT-F	4 WBCT-F <	4 WFUR-F >
5 WOOD-F	4 WLHT-F	5 WLAV-F	4 WLHT-F	5 WSNX-F <	5 WSNX-F	4 WBCT-F	4 WBCT-F	5 WSNX-F <	5 WOOD	5 WCUZ-F
	6 WLAV-F	5 WSNX-F >	6 WOOD-F	6 WVTI-F <	6 WVTI-F >	6 WVTI-F >	6 WSNX-F	6 WOOD <	6 WCUZ-F	5 WOOD
	6 WKLO-F	7 WJQK-F	7 WGRD-F	7 WGRD-F		7 WJQK-F	7 WVTI-F	7 WVTI-F	6 WODJ-F	
			8 WJQK-F	8 WTRV-F			8 WJQK-F <	8 WJQK-F	8 WJQK-F	
			8 WKLO-F	8 WJQK-F			9 WCUZ-F <	8 WVTI-F	8 WVTI-F	
				8 WODJ-F				8 WSNX-F <		

Other Rated Stations	Metro Share	Cume Rating	TSA AQH Cume		
WGHN-AF	SAC	92.1	Grand Haven	0.4	1.4
WJNZ	B	1680	Kentwood	0.8	2.0
WKWM	B/O	1140	Kentwood	0.9	0.9
WWJQ	REL	1260	Holland	0.5	1.3

Other Rated Stations--Outside Market	Metro Share	Cume Rating	TSA AQH Cume		
WGN	FS/T	720	Chicago	0.5	0.8
WMRR-F	CL AOR	101.7	Muskegon	1.0	2.3

GRAND RAPIDS

Consolidation Report	12+	25-54	Revenue
Citadel WBBL-AM, WKLO-FM, WLAV-FM, WODJ-FM	20.3 %	25.1 %	24.4 %
Clear Channel WBCT-FM, WCUZ-FM, WNWZ-AM, WOOD-AM, WOOD-FM, WSNX-FM, WTKG-AM, WVTI-FM	34.2 %	31.0 %	43.5 %
Goodrich WJNZ-AM, WKWM-AM	1.8 %	2.3 %	0.5 %
Local WMFN-AM, WMJH-AM	3.5 %	0.2 %	0.9 %
Regent WGRD-FM, WLHT-FM, WTRV-FM	13.3 %	15.1 %	25.2 %
	73.1 %	73.7 %	94.5 %

AM Stations

Station	Freq	Pwr	Format	Daypart	Revenue	Company	Market
WBBL	1340	1 kw	Sports	ABC, ESPN, WW1	\$ NA	Katz	Grand Rapids
WHTC	1400	1 kw	Full Service	Westwd, CBS	\$ NA	Michigan	Holland
WMJH	810	3.5 kw (Days)	Standards	Westwd, CBS	\$ NA	—	Rockford
WOOD	1300	5 kw (DA-N)	Full Svc/Talk	Westwd, ABC	\$52.00	Cir Chnl	Clear Channel
WTKG	1230	1 kw	Talk	ABC, Westwd, AP	\$ NA	Cir Chnl	Clear Channel

FM Stations

Station	Freq	Pwr	Format	Daypart	Revenue	Company	Market
WBCT	93.7	320 kw @ 780	Country		\$110.00	Cir Chnl	Clear Channel
WCUZ	101.3	50 kw @ 420	Country		\$40.00	Cir Chnl	Clear Channel
WFGR	98.7	2.8 kw @ 492	Classical		\$<20.00	Allied	
WFUR	102.9	50 kw @ 492	Contemp. Christian		\$<20.00	---	Kuiper
WGRD	97.9	13 kw @ 590	AOR-New Rock	AMFM	\$54.00	Eastman	Regent
WJOK	99.3	4.7 kw @ 371	Contemp. Christian		\$<20.00	Salem	Zeeland
WKLO	94.5	50 kw @ 500	AOR	ABC	\$60.00	Katz	Citadel
WLAV	96.9	50 kw @ 489	Classic AOR	ABC	\$77.00	---	Citadel
WLHT	95.7	40 kw @ 554	AC		\$87.00	Eastman	Regent
WODJ	107.3	50 kw @ 492	Oldies	Westwd	\$40.00	D&R	Citadel
WOOD	105.7	265 kw @ 810	Soft AC		\$65.00	Cir Chnl	Clear Channel
WSNX	104.5	32 kw @ 620	CHR		\$38.00	Cir Chnl	Clear Channel
WTRV	100.5	3 kw @ 328	Soft AC	AMFM	\$ NA	Eastman	Regent
WVTI	96.1	50 kw @ 492	CHR		\$<20.00	Cir Chnl	Clear Channel

Notes: WMUS-F – See Muskegon, MI in the Fall 1999 Small Market edition . . . * WJQK-F revenue level includes WWJQ (1260; Holland) revenue

GREENSBORO-WINSTON SALEM

Arbitron Rank: 42 Pop (12+): 1,010,300
 MSA Rank: 47
 MSA Pop: 1,180,000
 DMA: 47
 Average Persons Rating: 15.0
 Market TSL in Hours: 20.25

Stations: 29 / 19
 Diaries: 2,296 / 440:1 / 53.2%
 Sample Target: 2,250
 % Below Line: 8.3
 % Not Listed: 21.1
 Pop per Station: 53,174

Last Year's Revenue: \$43,000,000
 Household Income: \$42,467
 Total Retail Sales: \$13.2 Bil.
 #1 Biller: WTQR-F \$8,050,000
 #1 Billing Portfolio
 Clear Channel \$17,125,000

12+ Metro	Format	Winter 00 1/4 Share	Fall 99	Sum 99	Spq 99	Win 99	4-Book Avg.	12+ Metro Cume / Rtg.	Fall 99	Win 99	12+ TSA AQH / Cume	Revenue Level	
1	WTQR-F	121 / 8.0	8.3	9.7	9.3	9.4	8.8	1814 / 18.0	18.1	20.0	H	WTQR-F	
2	WMAG-F	117 / 7.7	6.3	6.7	6.1	7.1	6.7	1522 / 15.1	15.3	14.2	F	WMAG-F	
3	WQMG-F	115 / 7.6	7.5	8.0	5.5	7.4	7.1	1336 / 13.2	12.4	12.2	E	WQMG-F	
4	WJMH-F	108 / 7.1	7.2	9.3	8.6	7.3	8.1	1617 / 16.0	14.8	15.4	E	WJMH-F	
5	WKRR-F	89 / 5.9	5.9	5.0	6.2	5.4	5.7	1388 / 13.7	13.7	13.6	F	WKRR-F	
6	WMQX-F	87 / 5.7	5.1	6.5	6.1	6.0	5.9	1528 / 15.1	14.7	15.0	E	WMQX-F	
7	WKZL-F	79 / 5.2	5.9	3.3	3.9	4.0	4.6	1831 / 18.1	17.8	14.4	F	WKZL-F	
8	WKSJ-F	65 / 4.3	4.5	4.0	5.2	4.1	4.5	1589 / 15.7	15.8	15.8	D	WKSJ-F	
9	WHSL-F	63 / 4.1	5.9	4.6	5.8	5.1	5.1	1163 / 11.4	13.0	11.1	D	WHSL-F	
10	WSJS	62 / 4.1	3.9	4.1	4.8	5.5	4.2	906 / 9.0	10.3	12.0	E	WSJS	
11	WXRA-F	49 / 3.2	3.1	3.6	3.6	3.5	3.4	1024 / 10.1	9.7	10.2	C	WXRA-F	
12	WEAL	36 / 2.4	1.4	1.1	2.1	1.8	1.7	242 / 2.4	2.0	2.3	A	WEAL	
13	WKIX-FF	26 / 1.7	2.1	1.9	1.7	1.5	1.9	509 / 5.0	6.5	5.8		WKIX-FF	
14	WDCG-F	23 / 1.5	1.8	2.1	1.3	1.9	1.7	603 / 6.0	5.8	6.4		WDCG-F	
15	WIST-F	17 / 1.1	1.1	2.1	1.5	1.2	1.5	257 / 2.5	3.2	3.3		WIST-F	
15	WEND-F	17 / 1.1	1.0	1.1	1.5	1.1	1.2	462 / 4.6	3.9	4.2		WEND-F	
17	WMFR	16 / 1.1	0.7	0.7	1.4	1.2	1.0	285 / 2.8	2.3	2.3	B	WMFR	

12+ FM Share (Metro): 87.57% (1050 of 1199) (Winter 99: 85.94%)

Teens	18-34	18-49	25-49	25-54	35+	12+ AMD	12+ Mid	12+ PMD	12+ Eve	12+ Wknd
1 WJMH-F >>>	1 WJMH-F >	1 WKRR-F <	1 WQMG-F <	1 WMAG-F <	1 WTQR-F <	1 WTQR-F <	1 WMAG-F <	1 WJMH-F <	1 WJMH-F >	1 WQMG-F
2 WKZL-F >	2 WKZL-F	2 WQMG-F <	2 WKRR-F <	2 WQMG-F	2 WMAG-F <	2 WQMG-F <	2 WTQR-F	2 WMAG-F <	2 WQMG-F	2 WJMH-F <
3 WKSJ-F >	3 WXRA-F	3 WMAG-F	3 WMAG-F	3 WKRR-F <	3 WQMG-F	3 WMAG-F	3 WKRR-F <	3 WTQR-F	3 WMAG-F	3 WTQR-F >
	3 WQMG-F <	4 WJMH-F <	4 WTQR-F	4 WTQR-F	4 WMOX-F	4 WSJS	4 WMOX-F	4 WMOX-F	4 WTQR-F	4 WMAG-F <
	5 WKRR-F <	5 WTQR-F <	5 WKSJ-F <	5 WMQX-F	5 WSJS <	5 WKZL-F <	5 WQMG-F	4 WKRR-F <	5 WKZL-F	5 WMQX-F
	6 WKSJ-F	6 WKZL-F <	6 WKZL-F <	6 WHSL-F <	6 WKRR-F	6 WHSL-F <	6 WSJS <	6 WQMG-F	6 WXRA-F <	6 WKZL-F
	7 WTQR-F	7 WKSJ-F	7 WHSL-F <	7 WKZL-F <	7 WHSL-F >	7 WKRR-F <	7 WKZL-F <	7 WKZL-F	7 WKRR-F <	7 WKRR-F
	7 WMAG-F	8 WHSL-F <	8 WMQX-F	8 WKSJ-F	8 WEAL	8 WJMH-F	8 WKSJ-F	8 WKSJ-F	8 WMQX-F	8 WKSJ-F <
	9 WHSL-F >	9 WMQX-F <	9 WJMH-F	9 WJMH-F	8 WKSJ-F <	9 WKSJ-F <	9 WKSJ-F <	9 WHSL-F <	9 WKSJ-F	9 WHSL-F
		10 WXRA-F >>	10 WXRA-F >	10 WXRA-F	10 WKZL-F	10 WMQX-F >	10 WHSL-F >	10 WXRA-F >	10 WHSL-F	10 WXRA-F <

Wom 18-24	Wom 18-34	Wom 25-34	Wom 18-49	Wom 25-54	Men 18-24	Men 18-34	Men 25-34	Men 18-49	Men 25-54	12+ Ovrnite
1 WJMH-F >>	1 WJMH-F	1 WKZL-F	1 WMAG-F	1 WMAG-F	1 WJMH-F	1 WKRR-F <	1 WXRA-F	1 WKRR-F >	1 WKRR-F <	1 WJMH-F >
2 WKZL-F >	2 WKZL-F	1 WMAG-F <	2 WQMG-F <	2 WQMG-F	2 WKRR-F	2 WJMH-F <	2 WKRR-F <	2 WQMG-F	2 WQMG-F	2 WQMG-F <
3 WMAG-F	3 WKSJ-F	3 WKSJ-F <	3 WJMH-F <	3 WKZL-F	3 WXRA-F >	3 WXRA-F	3 WQMG-F	3 WXRA-F <	3 WTQR-F	3 WTQR-F
3 WKSJ-F	3 WMAG-F	4 WQMG-F <	4 WKZL-F <	4 WTQR-F <	4 WKZL-F	4 WQMG-F <	4 WTQR-F	4 WTQR-F	4 WMAG-F <	4 WSJS <
5 WXRA-F	5 WQMG-F	5 WJMH-F >	5 WKSJ-F <	5 WMQX-F <	5 WKSJ-F	5 WKZL-F	4 WHSL-F	5 WJMH-F <	5 WHSL-F <	5 WMAG-F >
5 WTQR-F	6 WTQR-F	6 WTQR-F	6 WTQR-F	6 WKSJ-F	6 WTQR-F	6 WTQR-F	4 WKZL-F	6 WHSL-F	6 WMQX-F	6 WKSJ-F
7 WQMG-F	7 WXRA-F	7 WEAL	7 WMQX-F	7 WKRR-F	6 WHSL-F	6 WHSL-F	7 WJMH-F	6 WMAG-F	7 WXRA-F >	
8 WHSL-F	8 WHSL-F	7 WHSL-F	7 WKRR-F <	8 WHSL-F	6 WMQX-F	8 WKSJ-F >	8 WMAG-F	8 WMQX-F <	8 WKSJ-F	
	9 WDCG-F	7 WDCG-F	9 WHSL-F >	8 WJMH-F >	6 WQMG-F	9 WMAG-F	9 WKSJ-F	9 WKSJ-F <	8 WSJS <	
	9 WKRR-F		10 WEAL <	10 WEAL		9 WMQX-F	10 WDCG-F	10 WKZL-F >	10 WKZL-F	

Other Rated Stations	Metro Share	Cume Rating	TSA AQH Cume	Other Rated Stations--Outside Market	Metro Share	Cume Rating	TSA AQH Cume				
WAAA	B	980	Winston Salem	0.7	1.7	WBRF-F	C	98.1	Galax, VA	0.9	2.8
WPOL	B/G	1340	Winston Salem	0.4	1.3	WFMX-F	C	105.7	Statesville, NC	0.8	3.7
WSGH	REL	1040	Lewisville	0.5	0.9	WNKS-F	CHR	95.1	Charlotte	0.4	2.0
WWGL-F	REL	941	Lexington	0.9	4.4	WQOK-F	B	97.5	S. Boston, VA	0.7	2.1
WXII	N	830	Kernersville	0.8	3.3	WRSN-F	AC	93.9	Burlington, NC	0.6	1.1
						WSSS-F	CL HITS	104.7	Charlotte	0.7	2.2

GREENSBORO-WINSTON SALEM

Consolidation Report	12+	25-54	Revenue
CBS/Infinity WMFR-AM, WSJS-AM, WSML-AM	5.2 %	2.9 %	8.7 %
Clear Channel WHSI-FM, WMAG-FM, WTQR-FM, WXRA-FM	23.0 %	25.8 %	39.8 %
Dick WKRR-FM, WKZL-FM	11.1 %	13.0 %	19.4 %
Entercom WEAL-AM, WJMH-FM, WMOX-FM, WQMG-FM	22.8 %	22.0 %	24.2 %
	62.1 %	63.7 %	92.1 %

AM Stations

Station	Power	Days	Format	Revenue	Company	Notes	
WEAL	1510	1 kw	Black Gospel	\$ NA	Mc-Guild	Entercom	
WMFR	1230	1 kw	Talk/Full Svc.	CBS, Westwd, 1/1	\$24.00	D&R	CBS/Infinity, pend. High Point
WSJS	600	5 kw (DA-2)	Full Svc/Talk	ABC, ESPN, WW1	\$60.00	Clr Chnl	CBS/Infinity, pend.

FM Stations

Station	Power	Time	Format	Revenue	Company	Notes	
WHSI	100.3	100 kw @ 1035	Country	\$35.00	Sentry	Clear Channel	
WIST	98.3	1.68 kw @ 420	Standards	ABC	\$ NA	GHB	Thomasville
WJMH	102.1	100 kw @ 1204	Black	\$55.00	D&R	Entercom	Reidsville
WKRR	92.3	100 kw @ 1288	AOR/Classic AOR	\$65.00	Katz	Dick	Asheboro
WKSI	98.7	100 kw @ 1035	Modern AC	\$40.00	Eastman	Bahakel	
WKZL	107.5	100 kw @ 994	AC/CHR	\$80.00	Katz	Dick	
WMAG	99.5	100 kw @ 1500	AC	AMFM	\$78.00	Sentry	Clear Channel
WMOX	93.1	100 kw @ 1099	Oldies	CBS, ABC	\$50.00	Mc-Guild	Entercom
WQMG	97.1	100 kw @ 1234	Black AC	ABC	\$35.00	Mc-Guild	Entercom
WTQR	104.1	100 kw @ 1420	Country	\$172.00	Clr Chnl	Clear Channel	
WXRA	94.5	100 kw @ 982	AOR	\$39.00	Clr Chnl	Clear Channel	Eden

Notes: Other ranked stations -- See Charlotte or Raleigh-Durham

FORMAT CODES

<ul style="list-style-type: none"> AC - Adult Contemporary AC-NR - Modern AC AOR - Album Oriented Rock AOR-NR - New Rock AOR-P - Progressive AOR B - Black (audience 75%+ Black) B/AC - Black Adult Contemporary B/G - Black Gospel B/O - Black Oldies BIZ - Business News & Talk C - Country C/O - Classic Country CHR - Contemporary Hit Radio, Top 40 CL - Classical CL AOR - Classic AOR, Classic Rock CL HITS - Classic Hits/70's Oldies E - Ethnic (usually Foreign Lang.) EZ - Easy Listening, Beautiful Music FS - Full Service G - Gospel 	<ul style="list-style-type: none"> J - Jazz and New Adult Contemporary KIDS - Children's N - News O - Oldies (50's & 60's) REL - Religion, Christian REL-CC - Contemporary Christian SAC - Soft Adult Contemporary SP - Hispanic/Spanish SP-C - Hispanic Contemporary SP-NT - Hispanic News/Talk/Information SP-R - Hispanic-Regional SP-TP - Hispanic-Tropical SP-VA - Hispanic Variety SP-TJ - Tejano SPRTS - Sports ST - Standards, Big Band, Nostalgia T - Talk U - Urban (majority of audience is non-white) VA - Variety ? - Others or Unknown
--	--

REVENUE LEVEL CODES

A - Less than \$500,000	E - \$3,000,000 to \$3,999,999	I - \$10,000,000 to \$14,999,999
B - \$500,000 to \$999,999	F - \$4,000,000 to \$4,999,999	J - \$15,000,000 to \$19,999,999
C - \$1,000,000 to \$1,999,999	G - \$5,000,000 to \$6,999,999	K - \$20,000,000 to \$29,999,999
D - \$2,000,000 to \$2,999,999	H - \$7,000,000 to \$9,999,999	L - \$30,000,000+

GREENVILLE-NEW BERN-JACKSONVILLE

Arbltron Rank: 81 Pop (12+): 474,400
 MSA Rank: 281 - Greenville; 243 - Jksnvl
 MSA Pop: 423,000
 DMA: 105
 Average Persons Rating: 14.1
 Market TSL In Hours: 18.75

Stations: 33 / 21
 Diaries: 1,608 / 295:1/ 55.6%
 Sample Target: 1,530
 % Below Line: 9.0
 % Not Listed: 15.3
 Pop per Station: 22,590

Last Year's Revenue: \$20,500,000
 Household Income: \$37,632
 Total Retail Sales: \$5.4 Bil.
 #1 Biller: WRNS-AF \$4,400,000
 #1 Billing Portfolio
 Beasley \$8,625,000

12+ Metro	Format	Winter 00 1/4 Share	Fall 99	Sum 99	Spq 99	Win 99	4-Book Avg.	12+ Metro Cume / Rtg.	Fall 99	Win 99	12+ TSA AQH / Cume	Revenue Level	
1 WRNS-F	C	92 / 13.8	12.0	14.4	13.4	17.1	13.4	1344 / 28.3	23.6	27.6		F	WRNS-F
2 WIKS-F	B	72 / 10.8	10.8	13.6	10.8	12.0	11.5	925 / 19.5	20.8	18.1		D	WIKS-F
3 WSFL-F	AOR	58 / 8.7	7.7	6.2	8.9	10.6	7.9	745 / 15.7	14.4	18.3		D	WSFL-F
4 WRHT-FF	CHR	44 / 6.6	6.5	6.0	5.8	4.7	6.2	830 / 17.5	16.4	14.6		C	WRHT-FF
5 WNCT-F	O	31 / 4.7	4.7	3.9	4.2	3.1	4.4	503 / 10.6	11.0	9.3		C	WNCT-F
6 WELS-F	B/G	28 / 4.2	3.8	2.5	2.4	2.5	3.2	310 / 6.5	6.8	6.3		A	WELS-F
7 WXOR-F	CL AOR	25 / 3.8	2.4	2.0	1.7	0.8	2.5	306 / 6.5	5.6	4.2			WXOR-F
8 WERO-F	AC/CHR	23 / 3.5	3.4	2.2	2.1	2.3	2.8	591 / 12.5	10.7	10.0		B	WERO-F
9 WMGV-F	AC/CHR	22 / 3.3	4.9	4.9	3.7	3.5	4.2	503 / 10.6	10.6	8.6		8	WMGV-F
10 WXNR-F	ADR-NR	21 / 3.2	5.6	4.6	6.8	5.4	5.0	633 / 11.2	11.4	13.0		A	WXNR-F
11 WANG-F	ST	15 / 2.3	2.1	1.3	1.7	2.5	1.8	213 / 4.5	4.5	4.4			WANG-F
12 WKOO-F	O	14 / 2.1	1.6	1.6	2.3	2.0	1.9	276 / 5.8	5.1	5.4		B	WKOO-F
12 WQSL-F	CHR	14 / 2.1	1.8	1.6	2.1	1.4	1.9	319 / 6.7	6.7	7.3			WQSL-F
14 WRSV-F	B	12 / 1.8	1.6	1.9	1.6	2.4	1.7	236 / 5.0	5.4	5.9		A	WRSV-F
15 WFXK-F	B	9 / 1.4	2.2	1.5	1.6	1.3	1.7	158 / 3.3	4.7	3.9			WFXK-F
15 WANJ-F	ST	9 / 1.4	0.4	0.4	0.4	0.6	0.7	137 / 2.9	1.9	2.3			WANJ-F
15 WMNX-F	B	9 / 1.4	1.0	1.5	1.3	1.8	1.3	193 / 4.1	3.6	3.5			WMNX-F

12+ FM Share (Metro): 98.23% (555 of 565) (Winter 99: 96.07%)

Teens	18-34	18-49	25-49	25-54	35+	12+ AMD	12+ Mid	12+ PMD	12+ Eve	12+ Wknd
1 WRHT-FF	1 WIKS-F	1 WRNS-F <	1 WRNS-F <	1 WRNS-F	1 WRNS-F >	1 WRNS-F	1 WRNS-F >	1 WRNS-F >	1 WIKS-F >	1 WIKS-F <
2 WELS-F	2 WRNS-F	2 WSFL-F <	2 WIKS-F <	2 WIKS-F	2 WIKS-F <	2 WSFL-F	2 WSFL-F <	2 WIKS-F <	2 WRNS-F <	2 WRNS-F >
2 WIKS-F >	3 WRHT-FF <	3 WIKS-F >	3 WSFL-F >>	3 WSFL-F >>	3 WSFL-F	3 WIKS-F >	3 WIKS-F >	3 WSFL-F	3 WRHT-FF >	3 WSFL-F
4 WRNS-F	4 WSFL-F	4 WRHT-FF >	4 WRHT-FF	4 WNCT-F <	4 WNCT-F >	4 WRHT-FF >	4 WRHT-FF	4 WRHT-FF	4 WELS-F	4 WRHT-FF
5 WRSV-F	5 WXOR-F	5 WERO-F	5 WERO-F	5 WRHT-FF	5 WELS-F	5 WNCT-F	5 WNCT-F	5 WNCT-F	5 WMGV-F	4 WELS-F
5 WXNR-F	6 WXNR-F	6 WERO-F <	6 WXOR-F <	6 WERO-F <	6 WANG-F <	6 WXOR-F	6 WXOR-F	6 WERO-F <	6 WSFL-F <	6 WNCT-F >
	7 WERO-F	7 WMGV-F	7 WMGV-F	7 WMGV-F <	7 WMGV-F <	7 WELS-F	7 WERO-F	7 WELS-F <	7 WRSV-F <	7 WXOR-F
		7 WXNR-F	8 WNCT-F <	8 WXOR-F <	8 WKOO-F	7 WERO-F <	8 WANG-F <	8 WXOR-F <	8 WERO-F	7 WXNR-F <
				9 WELS-F	9 WERO-F	9 WMGV-F	9 WELS-F <	9 WXNR-F <	9 WMGV-F	9 WMGV-F
							10 WMGV-F <	10 WMGV-F	10 WNCT-F	10 WERO-F <

Wom 18-24	Wom 18-34	Wom 25-34	Wom 18-49	Wom 25-54	Men 18-24	Men 18-34	Men 25-34	Men 18-49	Men 25-54	12+ Ovrnite
1 WRHT-FF	1 WIKS-F	1 WIKS-F	1 WRNS-F <	1 WRNS-F	1 WSFL-F	1 WSFL-F >	1 WSFL-F <	1 WSFL-F >	1 WSFL-F	1 WRNS-F >>
2 WRNS-F	2 WRNS-F	2 WRNS-F >	2 WIKS-F >	2 WIKS-F >	2 WXOR-F	2 WIKS-F	2 WIKS-F	2 WRNS-F	2 WRNS-F	2 WIKS-F >
2 WIKS-F >>	3 WRHT-FF >	3 WERO-F	3 WRHT-FF	3 WNCT-F >	3 WRHT-FF	2 WXOR-F <	3 WRNS-F	3 WIKS-F	3 WIKS-F >>	3 WRHT-FF >>
4 WMGV-F	4 WERO-F	4 WRHT-FF	4 WERO-F	4 WERO-F	4 WIKS-F	4 WRNS-F <	4 WXOR-F	4 WXOR-F	4 WXOR-F	4 WSFL-F
4 WQSL-F	4 WQSL-F >	4 WQSL-F	4 WMGV-F	4 WMGV-F	4 WRNS-F	5 WRHT-FF >	4 WRHT-FF	5 WRHT-FF >	5 WRHT-FF >	4 WRSV-F
4 WRSV-F >	6 WMGV-F	6 WXOR-F >	6 WNCT-F	6 WRHT-FF	6 WXNR-F >	6 WXNR-F >	6 WXNR-F >>	6 WXNR-F	6 WERO-F	
			7 WELS-F	6 WELS-F				7 WERO-F >	6 WXNR-F	
			8 WSFL-F	8 WSFL-F >					8 WMGV-F	
									8 WNCT-F	
									8 WRDU-F	

Other Rated Stations				Metro Share	Cume Rating	TSA AOH Cume	Other Rated Stations--Outside Market				Metro Share	Cume Rating	TSA AOH Cume
WCZL-F	T	98.3	Washington	0.6	1.9	WBBB-F	AOR	96.1	Raleigh	0.6	1.7		
WJNC	T/SPRTS	1240	Jacksonville	0.6	1.2	WKIX-FF	C	96.9	Goldboro, NC	0.8	3.2		
WNBR-F	B/O	94.1	Oriental	0.6	2.0	WKXB-F	B/O	99.9	Burgaw, NC	0.5	1.6		
WOOV	G	1340	Greenville	0.9	2.3	WQDR-F	C	94.7	Raleigh	0.5	2.0		
WTKF-F	T	107.3	Allanlic	1.2	3.2	WRAL-F	AC/CHR	101.5	Raleigh	0.5	2.9		
						WRDU-F	AOR	106.1	Wilson, NC	0.9	3.6		
						WTRG-F	O	100.7	Rocky Mount, NC	1.2	4.0		
						WZFX-F	B	99.1	Whiteville, NC	0.5	2.1		
						WZXS-F	ST	103.9	Topscail Beach, NC	0.9	2.0		

GREENVILLE-NEW BERN-JACKSONVILLE

Consolidation Report	12+	25-54	Revenue
Beasley WIKS-FM, WMGV-FM, WNCT-AM, WNCT-FM, WSFL-FM, WXNR-FM	30.7 %	37.2 %	42.1 %
Cumulus WQSL-FM, WXQR-FM	5.9 %	5.8 %	4.4 %
Local - 1 WCBZ-FM, WNBR-FM, WRHT-FM, WZBR-FM	7.2 %	6.0 %	9.7 %
Local - 2 WCZI-FM, WGPM-FM	0.6 %	0.8 %	%
NextMedia WANG-AM, WANG-FM, WANJ-FM, WDLX-AM, WERO-FM, WKOO-FM, WRNS-AM, WRNS-FM	23.1 %	23.2 %	29.3 %
	67.5 %	73.0 %	85.5 %

FM Stations

Station	Freq	Power	Format	Company	Rate	Advertiser	Agency	City
WANG	105.1	18.5 kw @ 384	Standards	Westwd	\$ NA	Katz	NextMedia	Havelock
WANJ	101.1	31 kw @ 613	Standards	Westwd	\$ NA	Katz	NextMedia	Belhaven
WCBZ	103.7	100 kw @ 981	Simul. WRHT-F					Williamston
WELS	102.9	3 kw @ 328	Black Gospel	ABC, AURN	\$ NA	--	Willis	Kinston
WERO	93.3	100 kw @ 1780	Hot AC	Westwd	\$36.00	Katz	NextMedia	Washington
WIKS	101.9	100 kw @ 983	Black	ABC, Westwd	\$55.00	D&R	Beasley	New Bern
WKOO	98.7	100 kw @ 978	Oldies	ABC	\$25.00	Allied	NextMedia	Jacksonville
WMGV	103.3	100 kw @ 593	AC/CHR	Westwd	\$<20.00	D&R	Beasley	Newport
WNCT	107.9	100 kw @ 1700	Oldies	CBS	\$30.00	D&R	Beasley	Greenville
WQSL	92.3	23 kw @ 725	CHR		\$19.00	Interep	Cumulus	Jacksonville
WRHT	96.3	100 kw @ 492	CHR		\$35.00	--		Morehead City
WRNS	95.1	100 kw @ 1500	Country	ABC	\$74.00	Mc-Guild	NextMedia	Kinston
WRSV	92.1	1.7 kw @ 380	Black	AURN	\$ NA	--		Rocky Mount
WSFL	106.5	100 kw @ 915	AOR	Westwd	\$47.00	D&R	Beasley	New Bern
WXNR	99.5	16.5 kw @ 843	AOR-New Rock		\$17.00	D&R	Beasley	Grifton
WXQR	105.5	19 kw @ 794	Classic AOR		\$<20.00	Banner	Cumulus	Jacksonville

Notes: Other ranked stations -- See Raleigh-Durham or in the Fall 1999 American Radio, Wilmington, NC

GREENVILLE-SPARTANBURG

Arbitron Rank: 58 Pop (12+): 746,100
 MSA Rank: 63
 MSA Pop: 935,000
 DMA: 35 (w/Asheville)
 Average Persons Rating: 13.8
 Market TSL in Hours: 18.25

Stations: 27 / 20
 Diaries: 1,956 / 381:1 / 51.5%
 Sample Target: 1,910
 % Below Line: 4.8
 % Not Listed: 19.0
 Pop per Station: 37,305

Last Year's Revenue: \$32,800,000
 Household Income: \$40,746
 Total Retail Sales: \$9.8 Bil.
 #1 Biller: WSSL-F \$5,300,000
 #1 Billing Portfolio
 Clear Channel \$12,300,000

12+ Metro	Format	Winter 00 1/4 Share	Fall 99	Sum 99	Spq 99	Win 99	4-Book Avg.	12+ Metro Cume / Rtg.	Fall 99	Win 99	12+ TSA AQH / Cume	Revenue Level	
1 WJMZ-F	B	106 / 10.3	10.5	11.5	10.7	9.5	10.8	1107 / 14.8	14.5	20.7		F	WJMZ-F
2 WFBC-F	CHR	94 / 9.2	7.3	9.0	9.8	8.8	8.8	1809 / 24.2	20.4	20.8		D	WFBC-F
3 WSSL-F	C	89 / 8.7	8.4	10.3	10.8	9.9	9.5	1489 / 20.0	20.5	20.7		G	WSSL-F
4 WSPA-F	SAC	88 / 8.6	7.9	6.0	6.3	6.8	7.2	1217 / 16.3	16.7	14.6		E	WSPA-F
5 WESC-F	C	69 / 6.7	5.7	7.3	8.4	6.6	7.0	1253 / 16.8	15.9	15.9		E	WESC-F
6 WROO-F	AOR	60 / 5.8	6.6	7.6	7.6	6.8	6.9	1048 / 14.0	15.5	14.2		G	WROO-F
7 WMYI-F	AC	55 / 5.4	6.8	5.6	6.2	6.8	6.0	1033 / 13.9	18.1	15.2		E	WMYI-F
8 WTPT-F	AOR	48 / 4.7	5.4	4.7	5.9	6.0	5.2	979 / 13.1	13.0	12.3		C	WTPT-F
9 WORD-AA	N/T	45 / 4.4	4.0	3.5	2.9	3.8	3.7	671 / 7.7	7.8	8.0		B	WORD-AA
10 WOLI-F	O	32 / 3.1	2.8	3.7	3.3	2.7	3.2	569 / 7.6	7.8	7.3			WOLI-F
11 WPEK-F	T	26 / 2.5	2.2	2.5	1.8	2.0	2.3	494 / 6.6	7.3	5.8		B	WPEK-F
12 WMUU-F	EZ	22 / 2.1	2.7	2.7	2.4	3.4	2.5	402 / 5.4	5.7	6.3		B	WMUU-F
13 WPJM	B/G	14 / 1.4	2.0	1.5	1.5	1.2	1.6	184 / 2.5	2.9	2.5			WPJM
14 WPEG-F	B	13 / 1.3	1.9	1.2	1.2	1.6	1.4	250 / 3.3	3.5	3.8			WPEG-F
15 WNKS-F	CHR	11 / 1.1	0.5	0.4				285 / 3.8	3.6				WNKS-F

12+ FM Share (Metro): 90.49% (752 of 831) (Winter 99: 90.59%)

Teens	18-34	18-49	25-49	25-54	35+	12+ AMD	12+ Mid	12+ PMD	12+ Eve	12+ Wknd
1 WFBC-F >>>	1 WFBC-F	1 WJMZ-F	1 WJMZ-F	1 WJMZ-F	1 WSSL-F	1 WFBC-F <	1 WSPA-F	1 WFBC-F	1 WJMZ-F	1 WJMZ-F >
2 WJMZ-F >	2 WJMZ-F	2 WFBC-F	2 WSPA-F	2 WSPA-F	1 WSPA-F <	2 WJMZ-F <	2 WSSL-F <	1 WJMZ-F <	2 WFBC-F >	2 WSSL-F <
3 WTPT-F >	3 WTPT-F	3 WSPA-F <	2 WROO-F	3 WROO-F	3 WJMZ-F	3 WSSL-F <	3 WJMZ-F <	3 WSPA-F <	3 WSPA-F <	3 WFBC-F
4 WSSL-F	4 WSPA-F <	4 WROO-F	4 WFBC-F <	4 WSSL-F <	4 WESC-F <	4 WESC-F <	4 WFBC-F <	4 WSSL-F >	4 WSSL-F	4 WESC-F <
4 WPEG-F	5 WSSL-F <	5 WSSL-F	5 WSSL-F	5 WFBC-F <	5 WMYI-F <	5 WROO-F	5 WORD-AA	5 WPEK-F <	5 WTPT-F	5 WSPA-F >
	6 WROO-F <	6 WTPT-F <	6 WMYI-F <	6 WMYI-F <	6 WROO-F <	6 WSPA-F	6 WROO-F	6 WMYI-F <	6 WROO-F	6 WTPT-F <
	7 WESC-F	7 WESC-F <	7 WESC-F	7 WESC-F >	7 WORD-AA >	7 WMYI-F	7 WESC-F <	6 WMYI-F <	7 WMYI-F	7 WROO-F
		8 WMYI-F >	8 WTPT-F	8 WORD-AA <	8 WOLI-F	8 WORD-AA	8 WROO-F	8 WESC-F <	8 WPEG-F	8 WMYI-F
			9 WORD-AA	9 WTPT-F	9 WFBC-F	9 WTPT-F	9 WTPT-F	9 WTPT-F	8 WROO-F >	9 WOLI-F >
				9 WOLI-F	10 WMUU-F <		10 WOLI-F <	10 WORD-AA		

Wom 18-24	Wom 18-34	Wom 25-34	Wom 18-49	Wom 25-54	Men 18-24	Men 18-34	Men 25-34	Men 18-49	Men 25-54	12+ Ovrnite
1 WFBC-F >	1 WFBC-F >	1 WFBC-F >	1 WJMZ-F <	1 WJMZ-F <	1 WFBC-F <	1 WTPT-F <	1 WTPT-F	1 WJMZ-F <	1 WROO-F	1 WFBC-F
2 WJMZ-F	2 WJMZ-F	2 WJMZ-F	2 WFBC-F	2 WSPA-F	2 WTPT-F	2 WFBC-F	2 WROO-F	2 WROO-F	2 WJMZ-F	2 WESC-F
3 WTPT-F	3 WSPA-F	2 WSPA-F	3 WSPA-F	3 WFBC-F	3 WJMZ-F >>	3 WJMZ-F	2 WJMZ-F	3 WTPT-F <	3 WESC-F	2 WJMZ-F
4 WSSL-F	4 WSSL-F >	4 WSSL-F	4 WSSL-F	3 WMYI-F	4 WESC-F	4 WROO-F	4 WFBC-F	4 WFBC-F	3 WSSL-F	4 WSSL-F >
5 WSPA-F	5 WESC-F	5 WESC-F	4 WMYI-F >	5 WSSL-F	4 WSPA-F	5 WESC-F	5 WPEK-F	5 WSSL-F <	5 WSPA-F <	5 WORD-AA <
6 WESC-F	5 WTPT-F	6 WROO-F	6 WROO-F <	6 WESC-F	4 WROO-F >	5 WPEK-F	6 WESC-F	6 WESC-F	6 WTPT-F <	6 WTPT-F
6 WMYI-F >	7 WMYI-F	7 WPEG-F	7 WESC-F >	6 WROO-F >		7 WSPA-F	7 WSPA-F	7 WSPA-F	7 WORD-AA <	6 WSPA-F >
	7 WROO-F >	7 WMYI-F >		8 WOLI-F		7 WSSL-F >	8 WORD-AA <	8 WORD-AA <	8 WFBC-F	
									9 WOLI-F	
									9 WMYI-F <	

Other Rated Stations				Metro Cume Share Rating	TSA AOH Cume	Other Rated Stations--Outside Market				Metro Cume Share Rating	TSA AOH Cume
WCCP-F	SPRIS	92.7	Clemson	0.9	2.4	WFOX-F	O	97.1	Gainesville, GA	0.4	1.3
WLFI	REL	66.0	Greenville	0.4	0.9	WHLC-F	EZ	104.5	Highlands, NC	0.5	0.9
WRIX	G	102.0	Homeland Park	0.7	1.1	WKSF-F	C	99.9	Asheville, NC	0.4	2.4
WRIX-F	C	103.1	Honea Path	0.5	1.5	WLNK-F	AC-NR	107.9	Charlotte	0.7	3.5
WSPA	T	95.0	Spartanburg	0.9	2.6	WWMG-F	O	95.1	Shelby, NC	0.5	2.2

GREENVILLE-SPARTANBURG

Consolidation Report	12+	25-54	Revenue
Bamstable, pend. WROQ-FM, WTPT-FM	10.5 %	12.6 %	19.8 %
Clear Channel WESC-FM, WGVL-AM, WLFJ-AM, WMYI-FM, WSSL-FM	21.2 %	21.9 %	37.5 %
Entercom WFBC-FM, WHYZ-AM, WORD-AM, WSPA-AM, WSPA-FM, WYRD-AM	23.1 %	21.2 %	23.7 %
Local (LMA to Entercom) WOLI-FM, WOLT-FM	3.1 %	4.0 %	%
	57.9 %	59.7 %	81.0 %

AM Stations

Station	Freq	Pwr	DA	Format	Company	Revenue	Partner	Market
WORD	910	3.6 kw	0.89 kw (DA-2)	News/Talk	CBS	\$19.00	Allied	Spartanburg
WPJM	800	1 kw	0.44 kw	Black Gospel	AURN	\$ NA	--	Greer
WYRD	1330	5 kw	(DA-N)	Simul. WORD				Greenville

FM Stations

Station	Freq	Pwr	Format	Company	Revenue	Partner	Market
WCCP	92.7	6 kw @ 302	Sports	CBS, 1-On-1, WW1	\$ NA	--	Clemson
WESC	92.5	100 kw @ 2000	Country	ABC	\$77.00	Clr Chnl	Clear Channel
WFBC	93.7	100 kw @ 1850	CHR	CBS	\$40.00	Katz	Entercom
WJMZ	107.3	100 kw @ 1010	Black	ABC	\$59.00	Clr Chnl	Radio One, pend.
WMUU	94.5	100 kw @ 1200	EZ/Standards		\$24.00	---	
WMYI	102.5	20 kw @ 1782	AC	AMFM	\$97.00	Christal	Clear Channel
WOLI	103.9	6 kw @ 328	Oldies	ABC	\$21.00	Allied	WOLT-F
WOLT	103.3	2.7 kw @ 495	Simul. WOLI-F				Greer
WPEK	98.1	100 kw @ 997	Talk	CNN, WW1, CBS	\$ NA	---	Seneca, SC
WROQ	101.1	100 kw @ 986	AOR/Classic AOR	ABC	\$100.00	Banner	Bamstable, pend.
WSPA	98.9	100 kw @ 1910	Soft AC		\$44.00	Allied	Entercom
WSSL	100.5	100 kw @ 1240	Country	AMFM	\$109.00	Katz	Clear Channel
WTPT	93.3	93 kw @ 2030	AOR	ABC	\$22.00	Clr Chnl	Bamstable, pend.
							Gray Court
							Forest City, NC

Notes: Other ranked stations -- See Charlotte . . . Revenue data for WOLI-FM are not available . . . WLFJ (660) is LMA'd to non-commercial. WLFJ-F

HARRISBURG

Arbitron Rank: 77 Pop (12+): 526,100	Stations: 33 / 20	Last Year's Revenue: \$25,500,000
MSA Rank: 85	Diaries: 1,751/ 300:1/ 57.3%	Household Income: \$51,578
MSA Pop: 619,000	Sample Target: 1,650	Total Retail Sales: \$7.1 Bil.
DMA: 46 (w/Lanc., York)	% Below Line: 17.5	#1 Biller: WNNK-F \$7,600,000
Average Persons Rating: 16.2	% Not Listed: 14.0	#1 Billing Portfolio
Market TSL in Hours: 21.25	Pop per Station: 26,305	Cumulus, pend. \$11,400,000

12+ Metro	Format	Winter 00 1/4 Share	Fall 99	Sum 99	Spq 99	Win 99	4-Book Avg.	12+ Metro Cume / Rtg.	Fall 99	Win 99	12+ TSA AQH / Cume	Revenue Level	
1 WNNK-F	CHR	95 / 11.2	10.0	11.0	10.0	11.9	10.5	1516 / 28.8	26.6	25.1		H	WNNK-F
2 WHP	FS	77 / 9.1	7.8	8.3	9.0	8.8	8.5	850 / 16.1	19.4	17.5		D	WHP
3 WRBT-F	C	69 / 8.1	7.9	6.7	6.1	6.0	7.2	764 / 14.5	15.3	11.9		C	WRBT-F
4 WTPA-FF	AOR	56 / 6.6	4.8	5.4	5.3	6.6	5.5	803 / 15.3	13.3	13.6		E	WTPA-FF
5 WWKL-F	O	55 / 6.5	4.4	5.4	5.3	6.6	5.4	729 / 13.9	12.6	15.0		D	WWKL-F
5 WRVV-F	AC-NR	55 / 6.5	6.8	8.2	10.2	7.6	7.9	871 / 16.6	16.4	17.5		F	WRVV-F
7 WOXA-F	AOR	45 / 5.3	6.4	6.4	6.1	4.9	6.0	782 / 14.9	16.5	15.4			WOXA-F
8 WRKZ-FF	C	41 / 4.8	6.4	7.2	5.9	4.5	6.1	635 / 12.1	13.8	9.6		E	WRKZ-FF
9 WROZ-F	SAC	26 / 3.1	4.0	2.3	3.7	2.7	3.3	535 / 10.2	9.5	9.1			WROZ-F
9 WLAN-F	CHR	26 / 3.1	3.2	3.0	2.7	2.4	3.0	654 / 12.4	13.8	10.9			WLAN-F
11 WLBR	FS	20 / 2.4	2.3	2.5	1.4	3.1	2.1	305 / 5.8	5.5	5.9		A	WLBR
12 WDAC-F	REL	18 / 2.1	1.8	1.9	1.1	3.1	1.7	313 / 6.0	5.1	5.8			WDAC-F
13 WYCR-F	CHR	16 / 1.9	1.4	2.0	1.7	1.2	1.7	427 / 10.0	8.8	7.4			WYCR-F
13 WKBO	ST	16 / 1.9	1.9	1.4	1.5	1.6	1.7	185 / 3.7	3.9	3.2		A	WKBO
15 WTCY	B/A/C	14 / 1.6	3.0	2.3	2.5	2.6	2.4	162 / 2.9	3.4	3.8		A	WTCY
15 WHYL	ST	14 / 1.6	1.9	2.3	1.6	1.6	1.9	211 / 4.0	4.9	4.3		A	WHYL
17 WARM-F	SAC	13 / 1.5	2.1	1.6	1.9	1.3	1.8	302 / 5.7	4.9	5.2			WARM-F
18 WEGK-F	CL AOR	11 / 1.3	1.3	1.9	1.4	1.9	1.5	345 / 6.6	5.9	7.3			WEGK-F
18 WOIC-F	AC	11 / 1.3	1.1	0.6	0.6	0.8	0.9	112 / 2.1	2.5	2.2			WOIC-F
20 WWMD-F	EZ	10 / 1.2	0.7			0.5		90 / 1.7	1.2	1.0			WWMD-F

12+ FM Share (Metro) 79.07% (578 of 731) (Winter 99 77.17%)

Teens	18-34	18-49	25-49	25-54	35+	12+ AMD	12+ Mid	12+ PMD	12+ Eve	12+ Wknd
1 WNNK-F >>>	1 WNNK-F	1 WNNK-F >	1 WNNK-F	1 WNNK-F	1 WHP >	1 WNNK-F	1 WHP <	1 WNNK-F >	1 WNNK-F >	1 WNNK-F
2 WLAN-F	2 WTPA-FF <	2 WTPA-FF <	2 WTPA-FF <	2 WRVV-F	2 WWKL-F <	2 WHP	2 WNNK-F	2 WRBT-F <	2 WHP	2 WHP <
2 WOXA-F >	3 WOXA-F	3 WRVV-F <	3 WRVV-F	2 WTPA-FF	3 WNNK-F	3 WRBT-F	3 WRBT-F	3 WHP	3 WTPA-FF	3 WRBT-F
4 WYCR-F >	4 WRBT-F >	4 WRBT-F <	4 WRBT-F	4 WRBT-F	4 WRBT-F	4 WTPA-FF <	4 WTPA-FF <	4 WRVV-F	4 WWKL-F <	4 WRKZ-FF <
	5 WRVV-F <	5 WOXA-F >	5 WOXA-F	5 WWKL-F <	5 WRVV-F	5 WOXA-F <	5 WRVV-F <	5 WWKL-F	5 WRVV-F	5 WTPA-FF <
	6 WLAN-F	6 WWKL-F <	5 WHP	6 WHP	6 WRKZ-FF	6 WRVV-F	6 WWKL-F >	6 WTPA-FF	6 WWKL-F	6 WWKL-F
		7 WHP	5 WWKL-F	7 WOXA-F <	7 WTPA-FF	6 WWKL-F >	7 WOXA-F	7 WRKZ-FF <	7 WRBT-F	7 WOXA-F <
		8 WRKZ-FF <	8 WRKZ-FF	8 WRKZ-FF	8 WLBR	8 WRKZ-FF	7 WRKZ-FF	8 WOXA-F	8 WRKZ-FF <	8 WRVV-F <
					9 WROZ-F	9 WLBR	9 WROZ-F	9 WLAN-F	9 WLAN-F	9 WLAN-F
								10 WROZ-F		10 WROZ-F

Wom 18-24	Wom 18-34	Wom 25-34	Wom 18-49	Wom 25-54	Men 18-24	Men 18-34	Men 25-34	Men 18-49	Men 25-54	12+ Ovrnlle
1 WRBT-F	1 WNNK-F >	1 WNNK-F >>	1 WNNK-F >	1 WNNK-F	1 WOXA-F >>>	1 WTPA-FF	1 WTPA-FF >>	1 WTPA-FF	1 WTPA-FF	1 WNNK-F
1 WNNK-F >>	2 WRBT-F >	2 WRKZ-FF	2 WRBT-F	2 WRBT-F	2 WNNK-F	1 WOXA-F >>	2 WOXA-F	2 WOXA-F	2 WRVV-F	2 WHP <
3 WOXA-F	3 WRKZ-FF	3 WRBT-F	3 WRVV-F >	3 WRVV-F	2 WLAN-F	3 WRBT-F	3 WRVV-F	3 WRVV-F	3 WNNK-F	3 WRKZ-FF
4 WTPA-FF	4 WTPA-FF	4 WTCY	4 WRKZ-FF	4 WWKL-F	4 WYCR-F >	3 WNNK-F <	3 WRBT-F	3 WNNK-F	4 WHP	4 WTPA-FF
4 WRVV-F >	4 WLAN-F	4 WROZ-F	4 WROZ-F <	5 WROZ-F		5 WRVV-F	5 WNNK-F	5 WRBT-F	4 WOXA-F	4 WWKL-F
	6 WOXA-F	6 WLAN-F	6 WWKL-F <	5 WRKZ-FF		6 WLAN-F >		6 WHP	6 WRBT-F <	6 WRBT-F >
	6 WRVV-F	6 WTPA-FF	7 WTPA-FF	7 WHP <				7 WWKL-F	7 WWKL-F >	
	6 WROZ-F		8 WLAN-F	8 WTPA-FF				8 WLAN-F <	6 WRKZ-FF >	
			9 WHP	9 WTCY						
			9 WOXA-F	10 WLAN-F						

Other Rated Stations				Metro Cume Share Rating	TSA AOH Cume	Other Rated Stations--Outside Market				Metro Cume Share Rating	TSA AOH Cume
WADV	G	940	Lebanon	0.5	1.1	WGTY-F	C	107.7	Gollysburg, PA	0.5	1.9
WIOO	AC	1000	Carlisle	0.6	1.2	WKZ-F	CHR/AC	95.1	Chambersburg, PA	0.4	0.6
WQLV-F	SAC	99.9	Millersburg	0.4	1.5	WIOV-F	C	105.1	Ephrata, PA	0.7	2.4
WWII	REL	720	Shiremansdown	0.4	1.0	WLZS-F	O	106.1	Beaver Springs, PA	0.7	1.4
						WQKX-F	CHR	94.1	Sunbury, PA	0.4	1.8
						WSOX-F	O	96.1	Red Lion, PA	0.7	3.5

HARRISBURG

Consolidation Report	12+	25-54	Revenue
Citadel WHYL-AM, WHYL-FM, WOXA-FM, WRKZ-FM	11.7 %	10.5 %	14.9 %
Clear Channel WHP-AM, WKBO-AM, WRBT-FM, WRVV-FM, WWKL-AM, WWKL-FM	32.1 %	31.6 %	39.8 %
Cumulus, pend. WNCE-FM, WNNK-FM, WTCY-AM, WTPA-FM	19.4 %	24.6 %	45.1 %
	63.2 %	66.7 %	99.8 %

AM Stations

Station	Power	Service	Network	Revenue	Company	Market
WHP	580 5 kw (DA-N)	Full Service	ABC	\$44.00	Clr Chnl	Clear Channel
WHYL	960 5 kw/0.22 kw (DA-1)	Standards	Westwd	\$<20.00	Unirep	Citadel Carlisle
WKBO	1230 1 kw	Standards	CNN	\$ NA	Clr Chnl	Clear Channel
WLBR	1270 5 kw/1 kw (DA-2)	Full Service	ABC	\$<20.00	Dome	WQIC-F Lebanon
WTCY	1400 1 kw	Black AC	AMFM, ABC	\$<20.00	Eastman	Cumulus, pend.

FM Stations

Station	Power	Service	Network	Revenue	Company	Market
WHYL	102.3 3 kw @ 328	Simul. WRKZ-F				Carlisle
WNCE	92.1 3.3 kw @ 298	Simul. WTPA-F				Palmyra
WNNK	104.1 22.5 kw @ 725	CHR	Westwd, AMFM	\$129.00	Eastman	Cumulus, pend.
WQIC	100.1 3 kw @ 265	AC		\$ NA	K&P	WLBR Lebanon
WOXA	105.7 25.1 kw @ 705	AOR		\$ NA	Mc-Guild	Citadel York
WRBT	94.9 25 kw @ 700	Country		\$22.00	Clr Chnl	Clear Channel
WRKZ	106.7 14 kw @ 928	Country	ABC	\$75.00	Allied	Citadel Hershey
WRVV	97.3 17 kw @ 840	Modern AC	ABC	\$65.00	Clr Chnl	Clear Channel
WTPA	93.5 1.25 kw @ 719	AOR	ABC	\$64.00	Eastman	Cumulus, pend. Mechanicsburg
WWKL	99.3 6 kw @ 328	Oldies	ABC	\$43.00	Clr Chnl	Clear Channel

Notes: Other ranked stations -- See York, or in the Fall 1999 American Radio, Lancaster, or, in the Fall 1999 American Radio Small Market edition, Hagerstown-Waynesboro-Chambersburg

HARTFORD

Arbitron Rank: 44 **Pop (12+):** 964,600
MSA Rank: 50
MSA Pop: 1,110,000
DMA: 26 (w/New Haven)
Average Persons Rating: 15.7
Market TSL In Hours: 20.75

Stations: 26 / 17
Diaries: 2,406/ 401:1/ 54.5%
Sample Target: 2,320
% Below Line: 8.6
% Not Listed: 16.9
Pop per Station: 56,741

Last Year's Revenue: \$65,900,000
Household Income: \$59,642
Total Retail Sales: \$12.0 Bil.
#1 Biller: WRCH-F \$11,400,000
#1 Billing Portfolio
 CBS/Infinity \$32,400,000

12+ Metro	Format	Winter 00 1/4 Share	Fall 99	Sum 99	Spg 99	Win 99	4-Book Avg.	12+ Metro Cume / Rtg.	Fall 99	Win 99	12+ TSA AQH / Cume	Revenue Level	
1	WTIC	168 / 11.1	10.6	11.9	10.7	11.8	11.1	2396 / 24.8	24.1	26.2		I	WTIC
2	WRCH-F	166 / 10.9	9.7	10.3	11.3	12.5	10.6	2091 / 21.7	19.2	23.0		I	WRCH-F
3	WKSS-F	137 / 9.0	9.1	9.3	8.9	8.2	9.1	2251 / 23.3	24.6	24.3		G	WKSS-F
4	WWYZ-F	123 / 8.1	7.9	8.4	7.9	7.4	8.1	1444 / 15.0	15.2	14.2		H	WWYZ-F
5	WTIC-F	112 / 7.4	6.5	6.2	6.9	7.5	6.7	2150 / 22.3	20.8	22.1		H	WTIC-F
6	WDRC-AA	72 / 4.7	5.3	3.9	5.2	3.8	4.8	748 / 7.7	9.5	7.7		C	WDRC-AA
7	WCCC-F	70 / 4.6	4.7	4.5	4.7	4.2	4.6	1121 / 11.6	12.1	11.1		E	WCCC-F
8	WMRO-F	58 / 3.8	3.5	3.8	3.8	4.0	3.7	1248 / 12.9	12.9	13.9		G	WMRO-F
9	WDRC-F	56 / 3.7	5.6	5.5	4.7	5.4	4.9	1215 / 12.6	13.6	14.5		G	WDRC-F
10	WZMX-F	49 / 3.2	4.0	4.0	4.2	2.5	3.9	954 / 9.9	10.0	9.6		E	WZMX-F
11	WHCN-F	45 / 3.0	3.3	3.7	4.3	3.7	3.6	967 / 10.0	10.1	10.5		D	WHCN-F
12	WNEZ	33 / 2.2	1.5	1.9	1.7	1.7	1.8	482 / 5.0	4.3	5.4		A	WNEZ
13	WAQY-F	29 / 1.9	2.3	2.0	1.5	1.5	1.9	664 / 6.9	7.2	6.3			WAQY-F
14	WLAT	21 / 1.4	1.4	0.8	0.7	1.3	1.1	216 / 2.2	2.2	2.8		A	WLAT
14	WKCI-F	21 / 1.4	1.0	1.1	1.3	1.1	1.2	700 / 7.3	5.8	5.7			WKCI-F

12+ FM Share (Metro): 73.30% (925 of 1262) (Winter 99: 73.57%)

Teens	18-34	18-49	25-49	25-54	35+	12+ AMD	12+ Mid	12+ PMD	12+ Eve	12+ Wknd
1 WKSS-F >>>	1 WKSS-F >	1 WKSS-F	1 WRCH-F <	1 WRCH-F	1 WTIC	1 WTIC	1 WRCH-F	1 WKSS-F <	1 WKSS-F	1 WTIC
2 WMRO-F	2 WTIC-F	2 WTIC-F	2 WTIC-F	2 WWYZ-F <	2 WRCH-F >	2 WRCH-F	2 WTIC <	2 WRCH-F	2 WTIC	2 WKSS-F <
3 WNEZ	3 WCCC-F	3 WRCH-F	3 WWYZ-F <	3 WTIC-F	3 WWYZ-F	3 WTIC-F	3 WWYZ-F	3 WTIC <	3 WRCH-F >	3 WRCH-F
4 WTIC-F >	4 WMRO-F	4 WWYZ-F <	4 WKSS-F	4 WTIC <	4 WDRC-AA >	4 WWYZ-F <	4 WTIC-F <	4 WWYZ-F	4 WCCC-F <	4 WWYZ-F >
5 WRCH-F	5 WWYZ-F	5 WCCC-F	5 WCCC-F <	5 WKSS-F	5 WTIC-F <	5 WKSS-F <	5 WKSS-F >	5 WTIC-F >	5 WTIC-F <	5 WTIC-F <
	6 WRCH-F	6 WMRO-F <	6 WTIC	6 WCCC-F <	6 WDRC-F >	6 WCCC-F <	6 WDRC-AA	6 WCCC-F	6 WWYZ-F <	6 WDRC-AA
	6 WHCN-F	7 WTIC <	7 WZMX-F <	7 WZMX-F <	7 WZMX-F	7 WDRC-AA >	7 WDRC-F <	7 WMRO-F <	7 WNEZ <	7 WMRO-F
		8 WZMX-F	8 WMRO-F <	8 WDRC-F <	8 WKSS-F	8 WORC-F <	8 WCCC-F	8 WDRC-F	8 WMRO-F	8 WDRC-F
		8 WHCN-F	9 WHCN-F <	9 WMRO-F <			8 WZMX-F <	9 WDRC-AA <	9 WDRC-AA	9 WZMX-F
			10 WDRC-F <	10 WHCN-F >				10 WHCN-F <		10 WCCC-F <

Wom 18-24	Wom 18-34	Wom 25-34	Wom 18-49	Wom 25-54	Men 18-24	Men 18-34	Men 25-34	Men 18-49	Men 25-54	12+ Ovrnlt
1 WKSS-F >>>	1 WKSS-F >	1 WTIC-F	1 WRCH-F	1 WRCH-F >	1 WCCC-F <	1 WCCC-F	1 WCCC-F >	1 WCCC-F	1 WCCC-F <	1 WTIC >>
2 WTIC-F	2 WTIC-F >	2 WKSS-F	1 WKSS-F	2 WWYZ-F <	2 WKSS-F >	2 WKSS-F	2 WMRO-F <	2 WKSS-F	2 WTIC <	2 WKSS-F <
2 WNEZ >	3 WWYZ-F <	3 WRCH-F	3 WTIC-F	3 WTIC-F	3 WTIC-F >	3 WTIC-F <	3 WKSS-F	3 WTIC-F <	3 WWYZ-F	3 WRCH-F >
4 WMRO-F	4 WRCH-F <	4 WWYZ-F	4 WWYZ-F >>	4 WKSS-F >	4 WHCN-F	4 WMRO-F	4 WTIC-F <	4 WHCN-F	4 WHCN-F <	4 WDRC-AA <
5 WWYZ-F	5 WMRO-F	5 WMRO-F >	5 WMRO-F	5 WTIC <	5 WMRO-F	5 WHCN-F >	5 WHCN-F >	5 WMRO-F	5 WTIC-F	5 WWYZ-F
5 WKCI-F >	6 WNEZ >	6 WLAT	5 WZMX-F	6 WZMX-F	5 WNEZ >	6 WWYZ-F >	6 WWYZ-F	5 WWYZ-F <	6 WKSS-F	
			7 WTIC	7 WDRC-F		7 WNEZ		7 WTIC	7 WDRC-F	
								8 WZMX-F <	7 WMRO-F <	
								9 WAQY-F <	9 WRCH-F <	
								10 WDRC-F <	10 WAQY-F	
									10 WZMX-F >	

Other Rated Stations				Metro Share	Cume Rating	TSA AOH Cume	Other Rated Stations--Outside Market				Metro Share	Cume Rating	TSA AOH Cume
WKND	B/A/C	1480	Windsor	0.4	0.6		WAAF-F	AOR-NR	107.3	Worcester, MA	0.4	2.0	
WNTY	SP-TP	990	Southington	0.3	0.7		WCBS	N	880	New York	0.3	2.0	
WPOP	SPRTS	1410	Hartford	0.7	2.6		WFAN	SPRTS	660	New York	1.1	4.4	
							WHYN-F	AC	93.1	Springfield, MA	0.5	2.5	
							WMAS-F	AC	94.7	Springfield, MA	0.8	2.9	
							WPKX-F	C	97.9	Enfield, CT	1.1	3.3	
							WPLR-F	AOR	99.1	New Haven, CT	1.1	4.0	

HARTFORD

Consolidation Report	12+	25-54	Revenue
Buckley WDRG-AM, WDRG-FM, WMMW-AM, WSNG-AM	8.5 %	5.4 %	10.6 %
CBS/Infinity WRCH-FM, WTIC-AM, WTIC-FM, WZMX-FM	32.6 %	33.6 %	49.2 %
Clear Channel WHCN-FM, WKSS-FM, WMRQ-FM, WPOP-AM, WWYZ-FM	24.6 %	26.4 %	33.8 %
Mega WLAT-AM, WNEZ-AM	3.6 %	2.7 %	1.0 %
	69.3 %	68.1 %	94.6 %

AM Stations

Station	Freq	Power	Format	Network	Revenue	Advertiser	City
WDRG	1360	5 kw (DA-N)	Standards	Westwd, CNN	\$30.00	Mc-Guild	Buckley
WLAT	1230	1 kw	Hispanic-Tropical	Westwd	\$22.00	Caballero	Manchester
WMMW	1470	2.5 kw (DA-2)	Simul. WDRG				Meriden
WNEZ	910	5 kw (DA-2)	Black	Westwd	\$ NA	Allied	New Britain
WTIC	1080	50 kw (DA-N)	Full Service	CBS	\$135.00	Group W	CBS/Infinity

FM Stations

Station	Freq	Power	Format	Network	Revenue	Advertiser	City
WCCC	106.9	23.2 kw @ 725	AOR	ABC	\$44.00	D&R	Meriden
WDRG	102.9	19.5 kw @ 810	Oldies	Westwd	\$94.00	Mc-Guild	Buckley
WHCN	105.9	16 kw @ 867	Classic AOR	ABC	\$80.00	Christal	Clear Channel
WKSS	95.7	16.5 kw @ 879	CHR		\$92.00	Christal	Clear Channel
WMRQ	104.1	18 kw @ 866	AOR-New Rock		\$66.00	Christal	Clear Channel
WRCH	100.5	7.5 kw @ 1250	Soft AC		\$172.00	Katz	CBS/Infinity
WTIC	96.5	20 kw @ 810	AC/CHR		\$84.00	Eastman	CBS/Infinity
WWYZ	92.5	17 kw @ 879	Country	Westwd, AMFM	\$102.00	Sentry	Clear Channel
WZMX	93.7	17 kw @ 850	Black Oldies		\$97.00	Katz	CBS/Infinity

Notes: Other ranked stations -- See Springfield, MA or, in the Fall 1999 American Radio, New Haven

HONOLULU

Arbitron Rank: 60 Pop (12+): 723,900	Stations: 25 / 25	Last Year's Revenue: \$22,400,000
MSA Rank: 68	Diaries: 2,016/ 359:1/ 57.7%	Household Income: \$60,884
MSA Pop: 872,000	Sample Target: 1,960	Total Retail Sales: \$9.7 Bil.
DMA: 71	% Below Line: 0.0	#1 Biller: KSSK-F \$4,000,000
Average Persons Rating: 16.6	% Not Listed: 6.6	#1 Billing Portfolio
Market TSL in Hours: 22.00	Pop per Station: 28,956	Clear Channel \$11,040,000

12+ Metro	Format	Winter 00 1/4 Share	Fall 99	Sum 99	Spq 99	Win 99	4-Book Avg.	12+ Metro Cume / Rtg.	Fall 99	Win 99	12+ TSA AQH / Cume	Revenue Level	
1	KCCN-F	E	99 / 8.2	10.1	9.9	11.7	10.8	10.0	1540 / 21.3	21.0	22.9	D*	KCCN-F
2	KSSK-F	AC	96 / 8.0	9.2	9.3	7.9	11.3	8.6	1420 / 19.6	21.1	22.4	F	KSSK-F
3	KDNN-F	E	94 / 7.8	3.7	2.9	2.4	2.7	4.2	1164 / 16.1	8.4	8.1	B	KDNN-F
4	KINE-F	E	92 / 7.7	8.1	7.2	6.8	7.2	7.4	1023 / 14.1	14.9	14.6	C	KINE-F
5	KXME-F	CHR	71 / 5.9	8.0	7.5	6.7	6.4	7.0	1212 / 16.7	19.0	18.1	B	KXME-F
6	KUMU-F	SAC/EZ	70 / 5.8	4.6	4.7	5.9	5.1	5.3	859 / 11.9	10.3	10.8	C*	KUMU-F
7	KRTR-F	AC	67 / 5.6	6.2	6.6	7.3	7.9	6.4	1088 / 15.0	14.9	17.8	C	KRTR-F
8	KGMZ-F	O	55 / 4.6	4.3	4.1	5.2	5.0	4.5	836 / 11.5	12.6	12.4	B	KGMZ-F
9	KIKI-F	CHRU	54 / 4.5	4.9	5.4	6.7	8.6	5.4	1188 / 16.4	17.1	21.4	E	KIKI-F
10	KSSK	FS	51 / 4.2	3.4	5.6	4.6	3.8	4.5	683 / 9.4	7.8	8.3	D	KSSK
11	KHVV	N/T	48 / 4.0	3.3	3.6	3.4	2.5	3.6	467 / 6.5	6.4	5.8	B	KHVV
12	KUCD-F	AC-NR	47 / 3.9	4.6	4.4	3.0	3.1	4.0	846 / 11.7	13.3	10.9	B	KUCD-F
13	KPOI-F	AOR	44 / 3.7	4.8	3.1	2.8	3.3	3.6	721 / 10.0	10.8	9.8	B	KPOI-F
14	KKHN-F	C	41 / 3.4	3.2	2.6	3.0	3.1	3.1	466 / 6.4	6.7	6.6		KKHN-F
15	KOMO-F	CHRU	39 / 3.2	2.7	4.0	3.5	3.7	3.4	1098 / 15.2	13.7	17.3	C	KOMO-F
16	KORL-F	AC	27 / 2.2	2.8	2.3	0.5		2.0	503 / 7.0	7.7			KORL-F
17	KUMU	ST	25 / 2.1	1.8	1.4	2.1	1.3	1.8	317 / 4.4	3.2	3.0	A	KUMU
18	KAIM-F	REL-CC	23 / 1.9	1.9	1.4	2.4	1.2	1.9	305 / 4.2	4.2	3.5		KAIM-F
19	KGU	SPRIS	18 / 1.5	1.5	1.3	1.3	1.2	1.4	290 / 4.0	6.1	3.3	A*	KGU
20	KCCN	T	17 / 1.4	1.5	0.5	1.0	0.8	1.1	309 / 4.3	6.0	3.4	*	KCCN

12+ FM Share (Metro) 81.98% (919 of 1121) (Winter 99 85.44%)

Teens	18-34	18-49	25-49	25-54	35+	12+ AMD	12+ Mid	12+ PMD	12+ Eve	12+ Wknd
1 KXME-F >>	1 KDNN-F	1 KCCN-F	1 KSSK-F <	1 KSSK-F	1 KINE-F	1 KSSK-F >	1 KSSK-F <	1 KCCN-F <	1 KXME-F	1 KCCN-F
2 KDNN-F >	2 KCCN-F	1 KDNN-F <	2 KCCN-F	2 KCCN-F	2 KSSK-F	2 KSSK	2 KINE-F <	2 KINE-F <	2 KCCN-F	2 KINL-F <
3 KCCN-F	3 KIKI-F <	3 KSSK-F	3 KDNN-F	3 KINE-F <	3 KUMU-F	2 KCCN-F <	3 KDNN-F <	3 KDNN-F	3 KNN-F	3 KDNN-F <
4 KOMO-F	4 KXME-F	4 KRTR-F	4 KRTR-F <	4 KDNN-F <	4 KSSK <	4 KDNN-F	4 KCCN-F <	4 KUMU-F	4 KINE-F <	4 KXME-F
5 KIKI-F >>	5 KPOI-F <	5 KIKI-F	5 KINE-F	5 KRTR-F <	5 KGMZ-F <	5 KINE-F <	5 KUMU-F <	4 KSSK-F <	5 KIKI-F <	5 KUMU-F <
	6 KSSK-F <	5 KUCO-F <	6 KUMU-F <	5 KUMU-F <	6 KCCN-F <	6 KRTR-F	6 KRTR-F	6 KXME-F	6 KOMO-F <	6 KSSK-F <
	7 KRTR-F	7 KXME-F <	7 KUCD-F <	7 KGMZ-F	7 KHVV	7 KXME-F	7 KGMZ-F <	7 KRTR-F	7 KHVV <	7 KUCD-F
	7 KOMO-F <	8 KINE-F <	8 KGMZ-F <	8 KUCO-F <	8 KRTR-F >	7 KUMU-F <	8 KSSK <	8 KGMZ-F <	8 KRTR-F	7 KRTR-F <
		9 KPOI-F	9 KPOI-F	9 KPOI-F	9 KHVV <	9 KGMZ-F <	9 KHVV <	9 KUMU-F	9 KUMU-F <	9 KGMZ-F <
		9 KUMU-F	10 KIKI-F	10 KIKI-F <	10 KUMU	10 KHVV	10 KPOI-F <	9 KUCO-F	10 KUCD-F <	10 KIKI-F <
						10 KIKI-F				

Wom 18-24	Wom 18-34	Wom 25-34	Wom 18-49	Wom 25-54	Men 18-24	Men 18-34	Men 25-34	Men 18-49	Men 25-54	12+ Ovrnite
1 KXME-F	1 KDNN-F	1 KSSK-F >	1 KSSK-F	1 KSSK-F >	1 KDNN-F >	1 KDNN-F >	1 KDNN-F <	1 KDNN-F	1 KCCN-F	1 KHVV <
1 KDNN-F	1 KSSK-F	2 KCCN-F	2 KCCN-F	2 KCCN-F <	2 KXME-F >	2 KCCN-F	2 KCCN-F >	2 KCCN-F >	2 KGMZ-F <	2 KXME-F
3 KIKI-F	3 KIKI-F <	2 KDNN-F	3 KRTR-F <	3 KUMU-F	3 KOMO-F	3 KXME-F <	3 KPOI-F <	3 KPOI-F <	3 KDNN-F	2 KCCN-F
4 KRTR-F	4 KRTR-F	4 KIKI-F	4 KUMU-F	4 KRTR-F <	3 KIKI-F	4 KIKI-F	4 KIKI-F >	4 KUCD-F	3 KINL-F <	4 KSSK-F
4 KCCN-F	4 KCCN-F	5 KRTR-F	4 KDNN-F >	5 KINE-F <	3 KCCN-F >	5 KPOI-F >	5 KXME-F	5 KXME-F <	5 KSSK-F <	5 KOMO-F <
6 KOMO-F	6 KXME-F <	6 KUMU-F	6 KINE-F	6 KDNN-F >	6 KOMO-F	6 KOMO-F	6 KUCD-F	6 KIKI-F	6 KPOI-F <	6 KRTR-F <
6 KUCD-F	7 KOMO-F	6 KHVV-F	7 KIKI-F	7 KHVV-F <	6 KUCD-F >			7 KGMZ-F <	7 KUCD-F	
	8 KUCD-F		8 KOMO-F	8 KGMZ-F <				8 KSSK-F <	8 KRTR-F	
	8 KUMU-F <		8 KUCD-F <	9 KSSK				9 KXME-F	9 KIKI-F <	
								9 KRTR-F >	10 KUMU-F	

Other Rated Stations

			Metro Share	Cume Rating	TSA AOH Cume
--	--	--	-------------	-------------	--------------

KHNR	N	650	Honolulu	0.9	3.6
KLHT	REL	1040	Honolulu	0.8	1.4
KNDI	E	1270	Honolulu	0.9	1.7
KWAI	T	1080	Honolulu	0.3	1.2
KZOO	E	1210	Honolulu	0.6	1.9

HONOLULU

Consolidation Report	12+	25-54	Revenue
Clear Channel	32.4 %	32.5 %	49.3 %
KDHN-FM, KHVH-AM, KIKI-AM, KIKI-FM, KSSK-AM, KSSK-FM, KUUC-FM			
Cox Radio	28.8 %	27.4 %	26.4 %
KCCN-AM, KCCN-FM, KINE-FM, KRTR-AM, KRTR-FM, KXME-FM			
New Wave	12.5 %	13.4 %	8.7 %
KKHN-FM, KORL-FM, KPOI-FM, KOMQ-AM, KOMQ-FM			
Salem	4.3 %	5.2 %	1.7 %
KAIM-AM, KAIM-FM, KGU-AM, KHNR-AM			
	78.0 %	78.5 %	86.1 %

AM Stations

Station	Power	Format	Revenue	Owner	Notes
KCCN	1420 5 kw	Talk	\$ NA	Katz	Cox Radio
KGU	760 10 kw	Sports	<\$20.00	—	Salem
KHVH	830 10 kw	Talk	ABC	\$25.00	Christal
KSSK	590 7.5 kw	Full Service	\$62.00	Eastman	Clear Channel
KUMU	1500 10 kw	Standards	Westwd	\$ NA	Katz

FM Stations

Station	Power	Format	Revenue	Owner	Notes
KAIM	95.5 100 kw @ -24	Contemp. Christian	\$16.00	—	Salem
KCCN	100.3 100 kw @ 1965	Contemp. Haw'n.	\$60.00	Katz	Cox Radio
KDNN	98.5 51 kw @ 59	Contemp. Haw'n.	ABC, Westwd	\$30.00	—
KGMZ	107.9 100 kw @ 1965	Oldies	\$18.00	—	Giddens
KIKI	93.9 100 kw @ -144	Dance CHR	\$54.00	Christal	Clear Channel
KINE	105.1 100 kw @ 1965	Contemp. Haw'n.	\$30.00	Katz	Cox Radio
KKHN	102.7 61 kw @ 1893	Country	\$24.00	Mc-Guild	New Wave
KORL	99.5 100 kw @ 1965	Ethnic-AC	\$ NA	Mc-Guild	New Wave
KPOI	97.5 83 kw @ 46	AOR	\$28.00	Katz	New Wave
KOMO	93.1 100 kw @ 1853	Dance CHR	\$38.00	Allied	New Wave
KRTR	96.3 75 kw @ 2140	AC	\$40.00	Mc-Guild	Cox Radio
KSSK	92.3 100 kw @ 1950	AC	\$72.00	Eastman	Clear Channel
KUCD	101.9 100 kw @ 1965	Modern AC	\$25.00	Christal	Clear Channel
KUMU	94.7 100 kw @ 78	Soft AC/EZ List	\$37.00	Katz	Emerald City
KXME	104.3 75 kw @ 2116	CHR	\$ NA	Mc-Guild	Cox Radio

Notes: Combined revenue stations: * KCCN-F includes KCCN; ^ KUMU-F includes KUMU; + KGU includes KHNR . . . 5/00 KGMZ (1460) changed from simulcasting KGMZ-F to simulcasting KRTR-F as KRTR

HOUSTON

Arbitron Rank: 10 Pop (12+): 3,613,700
 MSA Rank: 7
 MSA Pop: 4,400,000
 DMA: 11
 Average Persons Rating: 15.8
 Market TSL In Hours: 21.00

Stations: 38 / 38
 Diaries: 3,969/ 910:1/ 46.4%
 Sample Target: 4,030
 % Below Line: 0.0
 % Not Listed: 15.5
 Pop per Station: 95,097

Last Year's Revenue: \$255,800,000
 Household Income: \$51,405
 Total Retail Sales: \$44.2 Bil.
 #1 Biller: KODA-F \$23,000,000
 #1 Billing Portfolio
 Clear Channel \$99,045,000

12+ Metro	Format	Winter 00 1/4 Share	Fall 99	Sum 99	Spq 99	Win 99	4-Book Avg.	12+ Metro Cume / Rtg.	Fall 99	Win 99	12+ TSA AQH / Cume	Revenue Level
1	KODA-F	SAC	431 / 7.6	63	6.5	5.9	6.2	66	5976 / 16.5	14 8	15 6	K KODA-F
2	KBXX-F	B/CHR	428 / 7.5	79	7.6	8.0	7.7	77	6884 / 16.3	16 9	17 3	I KBXX-F
3	KRBE-F	CHR	359 / 6.3	6.0	6.6	6.4	5.7	63	7510 / 20.8	21 0	21 4	I KRBE-F
4	KLTN-F	SP-C	298 / 5.2	6.6	5.2	5.1	4.9	5.5	3017 / 8.3	9 3	8 2	G KLTN-F
5	KMJQ-F	B/AC	282 / 4.9	5.4	6.3	4.9	5.0	5.4	3663 / 10.1	10 4	10 7	I KMJQ-F
6	KILT-F	C	239 / 4.2	5.3	4.4	5.1	5.5	4.7	3631 / 10.0	11.2	11.9	J KILT-F
7	KTRH	N	234 / 4.1	4.0	4.2	3.9	4.1	4.0	4340 / 12.0	13.1	13 4	J KTRH
8	KHMX-F	AC/CHR	213 / 3.7	4.1	4.2	5.2	3.8	4.3	4066 / 11.3	13.3	14.0	I KHMX-F
9	KTZB-F	AOR-NR	208 / 3.6	4.1	4.3	4.3	3.9	4.1	4640 / 12.6	13 6	13 0	H KTZB-F
10	KLDE-F	O	204 / 3.6	2.7	4.5	4.0	3.9	3.7	4178 / 11.6	9 6	11 9	J KLDE-F
11	KLOL-F	AOR	196 / 3.4	3.6	3.6	3.6	3.6	3.6	3968 / 11.0	11 4	11 3	J KLOL-F
12	KKRW-AF	CL AOR	175 / 3.1	3.0	3.6	3.9	3.4	3.4	3574 / 9.8	10 2	10 2	I KKRW-AF
13	KPRC	T	167 / 2.9	2.4	3.1	3.3	3.7	2.9	2100 / 5.8	5 9	7 7	H KPRC
14	KKBO-F	C	149 / 2.6	2.9	3.1	3.0	2.5	2.9	3149 / 8.7	9 4	9 6	K KKBO-F
15	KIKK-F	C	130 / 2.3	2.3	1.8	2.7	2.6	2.3	2722 / 7.5	7 8	7 9	G KIKK-F
16	KTJM-F	B/O	129 / 2.3	2.4	2.5	2.0	2.4	2.3	2695 / 7.5	7 5	8 8	D KTJM-F
17	KOOK-F	SP-C	118 / 2.1	1.8	2.2	1.4	2.2	1.9	2299 / 6.4	5 8	7 0	H KOOK-F
18	KOVE-F	SP-C	109 / 1.9	2.2	1.3	1.9	2.4	1.8	1696 / 4.7	5 4	4 9	E KOVE-F
19	KBME	ST	93 / 1.6	2.3	1.8	2.6	2.6	2.1	1352 / 3.7	4 0	4 0	B KBME
20	KILT	SPRIS	77 / 1.3	1.4	1.5	1.5	1.7	1.4	1689 / 4.4	4 4	4 3	E KILT
21	KRTS-F	CL	71 / 1.2	0.9	0.8	0.9	0.7	0.9	1066 / 2.9	3 1	3 0	A KRTS-F
22	KRTX-AF	SP-TJ	67 / 1.2	1.1	0.9	0.4	0.4	0.9	1732 / 4.8	4 2	1 5	A KRTX-AF
23	KSEV	T	66 / 1.2	0.8	1.3	1.0	1.0	1.1	1356 / 3.8	3 3	4 2	C KSEV
24	KLAT	SP-NT	57 / 1.0	1.4	0.6	1.2	0.9	1.1	714 / 2.0	2 9	1 9	F KLAT

12+ FM Share (Metro): 81 52% (3931 of 4822) (Winter 99: 80 87%)

Teens	18-34	18-49	25-49	25-54	35+	12+ AMD	12+ Mid	12+ PMD	12+ Eve	12+ Wknd
1 KBXX-F >>>	1 KBXX-F	1 KODA-F <	1 KODA-F	1 KODA-F >	1 KOOA-F	1 KLTN-F	1 KODA-F >	1 KBXX-F	1 KBXX-F >	1 KBXX-F
2 KRBE-F >	2 KRBE-F	2 KRBE-F <	2 KLTN-F	2 KLTN-F <	2 KTRH	2 KRBE-F <	2 KODA-F <	2 KOOA-F <	2 KMJQ-F	2 KOOA-F
3 KTZB-F >>	3 KLTN-F	3 KLTN-F <	3 KMJQ-F <	3 KMJQ-F <	3 KLDE-F <	3 KODA-F <	3 KBXX-F <	3 KRBE-F >	3 KRBE-F	3 KRBE-F
4 KRTX-AF	4 KODA-F	4 KBXX-F	4 KHMX-F <	4 KHMX-F <	4 KMJQ-F	4 KBXX-F <	4 KRBE-F <	4 KMJQ-F	4 KODA-F >	4 KMJQ-F <
5 KLOL-F <	5 KMJQ-F	5 KRBE-F	5 KRBE-F	5 KRBE-F	5 KILT-F <	5 KTRH	5 KHMX-F <	5 KLTN-F <	5 KTZB-F	5 KLTN-F
6 KTZB-F <	6 KHMX-F	6 KKRW-AF <	6 KILT-F <	6 KPRC	6 KILT-F	6 KILT-F	6 KLTN-F <	6 KTZB-F <	5 KLTN-F	6 KILT-F
7 KHMX-F <	7 KLOL-F	7 KBXX-F <	7 KKRW-AF <	7 KKRW-AF	6 KLOL-F <	7 KILT-F <	6 KHMX-F <	7 KTRH <	7 KTZB-F	7 KTZB-F
8 KMJQ-F	8 KTZB-F	8 KLOL-F	8 KBXX-F <	8 KHMX-F <	8 KMJQ-F	8 KLDE-F <	8 KTRH <	8 KILT-F	8 KILT-F	8 KLOL-F
9 KILT-F <	8 KKRW-AF <	8 KILT-F	9 KLDE-F <	9 KLTN-F	9 KKRW-AF	9 KMJQ-F <	9 KLOL-F	9 KLOL-F	9 KLOL-F	8 KTRH
10 KKBO-F	10 KILT-F	10 KTJM-F <	10 KLOL-F <	10 KRBE-F	10 KTRH <	9 KILT-F	9 KILT-F	9 KOVA-F	9 KILT-F	

Wom 18-24	Wom 18-34	Wom 25-34	Wom 18-49	Wom 25-54	Men 18-24	Men 18-34	Men 25-34	Men 18-49	Men 25-54	12+ Ovrnk:
1 KBXX-F <	1 KRBE-F	1 KOOA-F <	1 KODA-F	1 KODA-F >	1 KBXX-F >	1 KBXX-F	1 KLTN-F	1 KLTN-F	1 KLTN-F	1 KHMX-F <
2 KRBE-F >>	2 KBXX-F	2 KHMX-F <	2 KRBE-F	2 KMJQ-F <	2 KLOL-F <	2 KLTN-F	2 KBXX-F <	2 KBXX-F <	2 KODA-F	2 KTRH
3 KLTN-F	3 KODA-F <	3 KRBE-F <	3 KMJQ-F	3 KHMX-F <	3 KRBE-F	3 KLOL-F	3 KLOL-F	3 KLOL-F	3 KLOL-F	3 KMJQ-F
4 KODA-F <	4 KLTN-F	4 KLTN-F	4 KHMX-F	4 KRBE-F	4 KTZB-F	4 KRBE-F	4 KRBE-F <	4 KODA-F <	3 KKRW-AF <	4 KTRH
5 KTZB-F	5 KHMX-F	5 KMJQ-F <	4 KBXX-F	5 KLTN-F <	5 KLTN-F	5 KTZB-F <	5 KODA-F	5 KRBE-F <	5 KILT-F <	5 KODA-F
6 KMJQ-F	6 KMJQ-F	6 KBXX-F	6 KLTN-F	6 KLDE-F <	6 KPRC	6 KODA-F	6 KTZB-F <	6 KKRW-AF	6 KTRH	
7 KRTX-AF	7 KTZB-F	7 KKBO-F	7 KTZB-F <	7 KTJM-F	7 KMJQ-F <	7 KILT-F	7 KILT-F <	7 KILT-F <	7 KBXX-F <	
8 KKBO-F	8 KTZB-F <	8 KTJM-F <	8 KTJM-F <	8 KKBO-F	8 KMJQ-F <	8 KHMX-F <	8 KMJQ-F	8 KMJQ-F	8 KMJQ-F	
9 KTJM-F	9 KTJM-F	9 KLOE-F	8 KBXX-F	8 KILT-F	9 KKRW-AF	9 KKRW-AF	9 KTZB-F <	8 KHMX-F <	8 KRBE-F	
9 KOVE-F <	10 KILT-F	10 KKBO-F <	8 KILT-F		10 KHMX-F	10 KILT <	10 KHMX-F <	10 KHMX-F <	10 KRBE-F	

HOUSTON

Other Rated Stations				Metro Share	Cume Rating	TSA AQH Cume	Consolidation Report	12+	25-54	Revenue
KCOH	B	1430	Houston	0.4	1.3		CBS/Infinity	7.8 %	8.6 %	12.1 %
KEYH	SP-R	850	Houston	0.3	1.0		KIKK-AM, KIKK-FM, KILT-AM, KILT-FM			
KILE	E	1560	Bellaire	0.4	0.6		Clear Channel	29.8 %	31.5 %	38.7 %
KKHT-F	REL	106.9	Conroe	0.7	2.2		KBME-AM, KHMV-FM, KKRW-FM, KLOL-FM, KODA-FM, KPRC-AM, KTBZ-FM, KTRH-AM			
KLVL	SP	1480	Pasadena	0.8	0.6		Cox Radio, pend.	6.3 %	14.9 %	14.3 %
KVST-F	C	103.7	Willis	0.7	1.1		KKBQ-FM, KKTL-FM, KLDE-FM			
KWWJ	B/G	1360	Baytown	0.9	1.9		El Dorado, pend.	6.8 %	10.1 %	6.1 %
KXTJ-F	SP-R	107.9	Beaumont	0.9	2.9		KEYH-AM, KJOJ-AM, KJOJ-FM, KQOK-FM, KOUE-AM, KSEV-AM, KTJM-FM, KXTJ-FM			
KXYZ	SP-NT	1320	Houston	0.7	1.2		Hispanic	9.3 %	15.5 %	6.4 %
							KLAT-AM, KLTH-FM, KLTO-FM, KOVA-FM, KOVE-FM, KRTX-AM, KRTX-FM			
							Radio One, pend.	12.4 %	9.7 %	12.5 %
							KBXX-FM, KMJQ-FM			
								72.5 %	90.3 %	90.1 %

AM Stations

Station	Power	Class	Service	Source	Value	Agency	Notes
KBME	790	5 kw (DA-2)	Standards	ABC, AMFM	\$ NA	Christal	Clear Channel
KILT	610	5 kw (DA-2)	Sports		\$ NA	Group W	CBS/Infinity
KLAT	1010	5 kw (DA-2)	Hispanic News/Talk		\$66.00	Katz Hisp.	Hispanic
KPRC	950	5 kw (DA-N)	Talk	CBS, Westwd. ABC	\$100.00	Cir Chnl	Clear Channel
KOUE	1230	1 kw	Simul. KKRW-F				El Dorado, pend. Houston
KRTX	980	5 kw/4 kw (DA-2)	Simul. KRTX-F				Rosenberg
KSEV	700	15 kw/1 kw (DA-2)	Talk	Westwd. CBS	\$50.00	Cir Chnl	El Dorado, pend. Tomball
KTRH	740	50 kw (DA-2)	News	Westwd, ABC, CNN	\$265.00	Christal	Clear Channel

FM Stations

Station	Power	Class	Service	Source	Value	Agency	Notes
KBXX	97.9	100 kw @ 1920	Black/CHR		\$210.00	Cir Chnl	Radio One, pend.
KHMX	96.5	100 kw @ 1920	AC/CHR		\$240.00	Mc-Guild	Clear Channel
KIKK	95.7	100 kw @ 1920	Country	CBS	\$168.00	Infinity	CBS/Infinity
KILT	100.3	100 kw @ 1920	Country	Westwd	\$330.00	Infinity	CBS/Infinity
KKBO	92.5	100 kw @ 1920	Country		\$341.00	Sentry	Cox Radio, pend. Pasadena
KKRW	93.7	100 kw @ 1720	Classic AOR	AMFM	\$160.00	Sentry	Clear Channel
KKTL	97.1	100 kw @ 1847	Simul. KTBZ-F				Cleveland
KLDE	94.5	100 kw @ 1920	Oldies	AMFM	\$195.00	Katz	Cox Radio, pend.
KLOL	101.1	100 kw @ 1920	AOR	Source, WW1, AMFM	\$212.00	Christal	Clear Channel
KLTH	102.9	100 kw @ 984	Hispanic-Contemp.		\$135.00	Katz Hisp.	Hispanic
KMJQ	102.1	100 kw @ 1720	Black AC		\$220.00	Cir Chnl	Radio One, pend.
KODA	99.1	100 kw @ 1920	Soft AC		\$355.00	Sentry	Clear Channel
KOVA	104.9	2.55 kw @ 350	Simul. KOVE-F				Rosenberg
KOVE	93.3	100 kw @ 1952	Hispanic-Contemp.		\$ NA	Katz Hisp.	Hispanic Port Arthur
KQOK	106.5	100 kw @ 1322	Hispanic-Contemp.		\$80.00	El Dorado	El Dorado Galveston
KRBE	104.1	100 kw @ 1920	CHR		\$204.00	Mc-Guild	Susquehanna
KRTS	92.1	100 kw @ 981	Classical		\$ NA	Allied	Seabrook
KRTX	100.7	100 kw @ 1952	Hispanic-Tejano		\$ NA	Katz Hisp.	Hispanic Winnie
KTBZ	107.5	98 kw @ 1973	AOR-New Rock		\$140.00	Eastman	Clear Channel
KTJM	98.5	100 kw @ 1952	Black Oldies		\$75.00	Cir Chnl	El Dorado, pend. Port Arthur

Notes: 3/00 KLDE-F and KTBZ-F swapped facilities: KLDE-F moved from 94.5 to 107.5; KTBZ-F, from 107.5 to 94.5; KKTL-F (97.1; Cleveland) switched from simulcasting KTBZ-F to simulcasting KLDE-F. . . 4/00 KGOL (1180; Humble) sold by Z-Spanish to Entravision as part of a \$475,000,000 group transaction

HUNTSVILLE

Arbitron Rank: 109 **Pop (12+):** 380,900
MSA Rank: 147-Hunt, 247-Dec.
MSA Pop: 441,000
DMA: 81 (w/Decatur)
Average Persons Rating: 14.7
Market TSL in Hours: 19.50

Stations: 27 / 18
Diaries: 939 / 406:1 / 53.8%
Sample Target: 920
% Below Line: 7.9
% Not Listed: 14.8
Pop per Station: 21.161

Last Year's Revenue: \$15,000,000
Household Income: \$46,236
Total Retail Sales: \$4.4 Bil
#1 Biller: WDRM-F \$5,200,000
#1 Billing Portfolio:
 Clear Channel \$7,400,000

12+ Metro	Format	Winter 00 1/4 Share	Fall 99	Sum 99	Spg 99	Win 99	4-Book Avg.	12+ Metro Cume / Rtg.	Fall 99	Win 99	12+ TSA AQH / Cume	Revenue Level	
1	WDRM-F	C	115 / 20.5	171	141	194	16.9	178	1273 / 33.4	31.0	35.0	G	WDRM-F
2	WZYP-F	CHR	68 / 10.4	117	146	125	13.1	123	831 / 24.5	29.5	27.8	D	WZYP-F
3	WAHR-F	AC	51 / 9.1	94	76	76	8.0	84	666 / 17.6	18.7	14.9	D	WAHR-F
4	WTAK-F	CL AOR	44 / 7.8	84	95	78	11.6	84	604 / 15.8	18.0	20.4	C	WTAK-F
5	WRSA-F	SAC	41 / 7.3	52	52	80	5.8	64	393 / 10.3	11.0	11.7	C	WRSA-F
6	WRTT-F	AOR/CL	21 / 3.8	05	07	09	0.7	15	256 / 6.7	3.2	3.6		WRTT-F
7	WEUP-F	B	16 / 2.9	30	41	30	4.5	32	331 / 8.7	7.4	9.6	B*	WEUP-F
8	WVNN	T	15 / 2.7	32	45	39	3.3	36	287 / 7.5	6.8	9.9	B	WVNN
9	WXOW-F	O	12 / 2.1	28	32	34	4.5	29	275 / 7.2	8.9	12.7	A*	WXOW-F
9	WEUP	B	12 / 2.1	1.2	2.3	2.4	2.4	2.0	192 / 5.0	3.8	6.5	*	WEUP
11	WLOR	B/G	11 / 2.0	2.8	0.7	1.3	2.0	1.7	136 / 3.6	2.9	2.8	A	WLOR
12	WPZM-F	C	10 / 1.8	2.0	1.8	2.8	1.6	2.1	300 / 7.9	6.5	7.5	A	WPZM-F

12+ FM Share (Metro) 88.68% (423 of 477) (Winter 99 87.00%)

Teens	18-34	18-49	25-49	25-54	35+	12+ AMD	12+ Mid	12+ PMD	12+ Eve	12+ Wknd
1 WZYP-F >>>	1 WZYP-F	1 WDRM-F	1 WDRM-F >	1 WDRM-F >	1 WDRM-F >>	1 WDRM-F >>	1 WDRM-F >>	1 WDRM-F >	1 WZYP-F <	1 WDRM-F >
2 WDRM-F >>>	2 WDRM-F <	2 WZYP-F <	2 WAHR-F <	2 WAHR-F	2 WRSA-F	2 WTAK-F <	2 WAHR-F	2 WZYP-F	2 WDRM-F >	2 WZYP-F
	3 WTAK-F	3 WTAK-F	3 WZYP-F	3 WZYP-F	3 WAHR-F >	3 WZYP-F	3 WZYP-F	3 WAHR-F	3 WAHR-F <	3 WRSA-F
	4 WAHR-F >	4 WAHR-F >	4 WTAK-F >	4 WTAK-F >	4 WTAK-F <	4 WAHR-F >	4 WTAK-F <	4 WTAK-F >	4 WRSA-F >	4 WTAK-F <
	5 WRTT-F >	5 WRTT-F	5 WRTT-F >	5 WRTT-F >	5 WVNN <	5 WRSA-F >	5 WRSA-F	5 WRSA-F	5 WTAK-F	5 WAHR-F >
	6 WEUP-F >	6 WEUP-F	6 WRSA-F	6 WRSA-F <	6 WZYP-F >	6 WRTT-F >	6 WVNN	6 WRTT-F	6 WEUP-F >	6 WLUP
		7 WRSA-F	7 WEUP-F	7 WEUP-F	7 WXOW-F	7 WVNN	7 WRTT-F >	7 WEUP-F	7 WYAM-F	7 WXOW-F
		8 WXOW-F	8 WXOW-F	7 WXOW-F	8 WLOR	8 WEUP-F <		8 WXOW-F	8 WKDF-F	8 WEUP-F
					9 WEUP			8 WVNN	8 WRTT-F	8 WLOR

Wom 18-24	Wom 18-34	Wom 25-34	Wom 18-49	Wom 25-54	Men 18-24	Men 18-34	Men 25-34	Men 18-49	Men 25-54	12+ Ovrnlk
1 WZYP-F >	1 WZYP-F	1 WZYP-F	1 WDRM-F <	1 WDRM-F >>	1 WTAK-F >>>	1 WTAK-F	1 WDRM-F	1 WTAK-F	1 WDRM-F	1 WZYP-F >
2 WAHR-F	2 WAHR-F	2 WAHR-F	2 WZYP-F	2 WZYP-F	2 WDRM-F	2 WDRM-F	1 WRTT-F >	2 WDRM-F >	2 WTAK-F	2 WDRM-F >
2 WDRM-F >	3 WDRM-F >>	3 WDRM-F >>	3 WAHR-F >>	2 WAHR-F >>>	3 WZYP-F >>	3 WZYP-F	3 WTAK-F	3 WZYP-F	3 WAHR-F >	3 WAHR-F
4 WTAK-F >	4 WTAK-F	4 WEUP-F >	4 WTAK-F	4 WRSA-F	4 WYAM-F	3 WRTT-F >	3 WZYP-F >	3 WAHR-F	4 WRTT-F	4 WRSA-F
			5 WEUP-F	5 WRTT-F	4 WDJL >	5 WAHR-F >	5 WAHR-F >	5 WRTT-F >	4 WZYP-F >>	5 WTAK-F >
			6 WRSA-F	5 WTAK-F		6 WEUP-F	6 WEUP-F >	6 WEUP-F >	6 WEUP-F	
			6 WRTT-F >	5 WXOW-F				7 WRSA-F	7 WVNN	
				5 WEUP-F >				8 WVNN	7 WRSA-F	
								8 WRAX-F	7 WXOW-F >	
								8 WXOW-F		

Other Rated Stations				Metro Cume Share Rating	TSA AOH Cume	Other Rated Stations--Outside Market				Metro Cume Share Rating	TSA AOH Cume
WBHP	N	1230	Huntsville	0.7	2.3	WKDF-F	C	1033	Nashville, TN	1.1	3.4
WDJL	B	1000	Huntsville	0.9	2.1	WOEN-F	CHR	1037	Gadsden, AL	0.5	3.0
WRJL-F	G	999	Eva	1.1	2.9	WQLT-F	AC	107.3	Florence, AL	0.5	3.6
WTKI	T	1450	Huntsville	0.5	2.3	WRAX-F	AOR-NR	107.7	Birmingham	1.6	4.7
WUMP	SPRTS	730	Athens	0.7	2.0	WRRS-F	REL-CC	101.1	Cullman, AL	0.9	2.5
WWXO-F	O	92.5	Tnntly	0.9	3.9	WVNA-F	CL AOR	100.3	Tuscumbia, AL	0.4	1.9
						WYAM-F	B	105.7	Addison, AL	1.4	4.4
						WYSF-F	SAC	94.5	Birmingham	0.5	1.6
						WZPC-F	AOR-NR	102.9	Shelbyville, TN	0.9	2.1

HUNTSVILLE

Consolidation Report	12+	25-54	Revenue
Athens WPZM-FM, WUMP-AM, WVNN-AM, WZYP-FM	15.6 %	15.2 %	24.7 %
Clear Channel WBHP-AM, WDRM-FM, WHOS-AM, WTAK-FM, WWXQ-FM, WXQW-FM	32.1 %	32.1 %	49.3 %
STG Media WAHR-FM, WDJL-AM, WLOR-AM, WRTT-FM	15.8 %	18.7 %	16.8 %
	63.5 %	66.0 %	90.8 %

AM Stations

Station	Power	Time	Format	Daypart	Revenue	Company	Market
WEUP	1600	5 kw/0.5 kw (DA-N)	Black	AURN	\$<20.00	---	WEUP-F
WLOR	1550	50 kw/0.5 kw (DA-N)	Black Gospel	AURN, ABC	\$ NA	---	STG Media
WVNN	770	10 kw/0.25 kw (DA-N)	Talk	ABC	\$17.00	Christal	Athens Athens

FM Stations

Station	Power	Time	Format	Daypart	Revenue	Company	Market
WAHR	99.1	100 kw @ 984	AC	Westwd	\$40.00	Christal	STG Media
WDRM	102.1	100 kw @ 981	Country		\$115.00	Sentry	Clear Channel Decatur
WEUP	92.1	2.6 kw @ 479	Black		\$<20.00	---	WEUP Minor Hill, TN
WPZM	93.3	100 kw @ 1040	Country	ABC	\$<20.00	Christal	Athens Tullahoma, TN
WRSA	96.9	100 kw @ 830	Soft AC	CBS	\$27.00	---	Decatur
WRTT	95.1	50 kw @ 110	AOR/Classic AOR		\$ NA	Christal	STG Media
WTAK	106.1	6 kw @ 328	Classic AOR		\$30.00	Sentry	Clear Channel Hartselle
WXQW	94.1	0.41 kw @ 1155	Oldies		\$<20.00	Sentry	Clear Channel Meridianville
WYAM	105.7	6 kw @ 328	Black	ABC	\$ NA	---	Addison
WZYP	104.3	100 kw @ 1115	CHR	ABC	\$50.00	Christal	Athens Athens

Notes: Other ranked stations - See Birmingham or Nashville . . . Combined revenue stations: * WEUP-F includes WEUP; ^ WXQW-F includes WWXQ-F . . . 2/00 WNDL-F changed from Religion to AOR/Classic AOR as WRTT-F ("Rocket 95.1")

FORMAT CODES

AC - Adult Contemporary	J - Jazz and New Adult Contemporary
AC-NR - Modern AC	KIDS - Children's
AOR - Album Oriented Rock	N - News
AOR-NR - New Rock	O - Oldies (50's & 60's)
AOR-P - Progressive AOR	REL - Religion, Christian
B - Black (audience 75%+ Black)	REL-CC - Contemporary Christian
B/AC - Black Adult Contemporary	SAC - Soft Adult Contemporary
B/G - Black Gospel	SP - Hispanic/Spanish
B/O - Black Oldies	SP-C - Hispanic Contemporary
BIZ - Business News & Talk	SP-NT - Hispanic News/Talk/Information
C - Country	SP-R - Hispanic-Regional
C/O - Classic Country	SP-TP - Hispanic-Tropical
CHR - Contemporary Hit Radio, Top 40	SP-VA - Hispanic Variety
CL - Classical	SP-TJ - Tejano
CL AOR - Classic AOR, Classic Rock	SPRTS - Sports
CL HITS - Classic Hits/70's Oldies	ST - Standards, Big Band, Nostalgia
E - Ethnic (usually Foreign Lang.)	T - Talk
EZ - Easy Listening, Beautiful Music	U - Urban (majority of audience is non-white)
FS - Full Service	VA - Variety
G - Gospel	? - Others or Unknown

REVENUE LEVEL CODES

A - Less than \$500,000	E - \$3,000,000 to \$3,999,999	I - \$10,000,000 to \$14,999,999
B - \$500,000 to \$999,999	F - \$4,000,000 to \$4,999,999	J - \$15,000,000 to \$19,999,999
C - \$1,000,000 to \$1,999,999	G - \$5,000,000 to \$6,999,999	K - \$20,000,000 to \$29,999,999
D - \$2,000,000 to \$2,999,999	H - \$7,000,000 to \$9,999,999	L - \$30,000,000+

INDIANAPOLIS

Arbitron Rank: 38 **Pop (12+):** 1,156,200
MSA Rank: 36
MSA Pop: 1,520,000
DMA: 25
Average Persons Rating: 14.7
Market TSL in Hours: 19.50

Stations: 24 / 23
Diaries: 2,982 / 388:1 / 54.0%
Sample Target: 2,810
% Below Line: 0.6
% Not Listed: 10.2
Pop per Station: 50.270

Last Year's Revenue: \$77,800,000
Household Income: \$51,165
Total Retail Sales: \$16.1 Bil
#1 Biller: WFBO-F \$15,670,000
#1 Billing Portfolio
Emmis \$22,890,000

12+ Metro	Format	Wintor 00 1/4 Share	Fall 99	Sum 99	Spq 99	Win 99	4-Book Avg.	12+ Metro Cume / Rtg.	Fall 99	Win 99	12+ TSA AQH / Cume	Revenur Level
1 WFMS-F	C	234 / 13.8	11.5	10.8	12.7	10.5	12.2	2480 / 21.6	21.4	19.5		F WFMS-F
2 WBBC	FS/T	140 / 8.2	8.4	9.0	9.1	9.3	8.7	2013 / 17.4	18.3	19.0		H WBBC
3 WFBO-F	AOR/T	126 / 7.4	7.4	9.3	8.5	10.6	8.1	2289 / 19.9	23.4	22.2		J WFBO-F
4 WZPL-F	CHR/VAC	111 / 6.5	5.8	6.0	5.9	5.2	6.1	2300 / 19.9	19.3	18.9		F WZPL-F
5 WTPI-F	SAC	110 / 6.5	5.8	5.8	4.2	5.9	5.6	1412 / 12.2	11.3	10.8		G WTPI-F
6 WTLC-F	B	98 / 5.8	6.0	5.8	4.9	4.6	5.6	1296 / 11.2	12.1	10.9		F WTLC-F
7 WGLD-F	O	97 / 6.7	6.1	5.0	5.0	5.2	5.5	1449 / 12.5	12.5	12.0		F WGLD-F
8 WENS-F	AC	88 / 6.2	5.0	4.0	5.2	5.8	4.8	2027 / 17.5	16.6	18.1		H WENS-F
9 WRZX-F	AOR-NR	87 / 6.1	6.2	7.2	6.1	5.2	6.2	1687 / 13.7	14.3	13.1		F WRZX-F
10 WHHH-F	CHR/B	82 / 4.8	5.5	5.0	6.1	4.6	5.4	1686 / 14.6	14.1	14.0		E WHHH-F
11 WMYS	ST	61 / 3.6	3.3	3.2	2.7	4.1	3.2	731 / 6.3	6.4	6.1		H WMYS
12 WNAP-F	CL AOR	40 / 2.4	2.9	3.6	4.3	3.7	3.3	1137 / 9.8	10.6	13.6		F WNAP-F
13 WTLC	B/G	35 / 2.1	1.5	1.6	1.1	0.8	1.6	341 / 2.9	3.1	2.2		A WTLC
14 WBKS-F	B/O	34 / 2.0	2.2	1.9	2.0	1.7	2.0	721 / 6.2	5.5	4.8		A WBKS-F
15 WNDE	SPRTS	29 / 1.7	1.7	1.3	1.4	2.0	1.5	717 / 6.2	7.0	6.4		H WNDE
16 WTTT-F	AOR-P	28 / 1.6	2.7	3.5	2.5	2.7	2.6	667 / 5.8	8.3	8.6		H WTTT-F
16 WYJZ-F	J	28 / 1.6	1.8	1.3	2.5	1.5	1.8	469 / 4.1	4.5	3.3		A WYJZ-F
18 WXIR-F	REL	25 / 1.5	1.4	1.1	1.4	1.0	1.3	468 / 4.1	4.4	4.6		H WXIR-F
19 WEDJ-F	AOR	18 / 1.1	0.4	0.4	0.4		0.6	414 / 3.6	1.9			H WEDJ-F
20 WGRL-F	C	17 / 1.0	1.0	1.2	1.5	1.6	1.2	439 / 3.8	4.1	4.4		C WGRL-F

12+ FM Share (Metro) 80.43% (1125 of 1400) (Winter 99 77.87%)

Trens	18-34	18-49	25-49	25-54	35+	12+ AMD	12+ Mid	12+ PMD	12+ Evr	12+ Wknd
1 WHHH-F >	1 WFMS-F	1 WFMS-F	1 WFMS-F	1 WFMS-F	1 WFMS-F	1 WFBO-F	1 WFMS-F >	1 WFMS-F >	1 WFMS-F	1 WFMS-F >
2 WRZX-F	2 WZPL-F	2 WFBO-F	2 WFBO-F >	2 WFBO-F	2 WBBC	2 WFMS-F	2 WBBC	2 WZPL-F	2 WHHH-F	2 WZPL-F
3 WZPL-F >	3 WRZX-F	3 WZPL-F	3 WZPL-F >	3 WTPI-F	3 WTPI-F	3 WBBC >	3 WTPI-F	2 WBBC	3 WTLC-F	3 WTLC-F >
4 WFMS-F	4 WFBO-F	4 WTLC-F	4 WENS-F	4 WZPL-F	4 WGLD-F	4 WTPI-F	4 WGLD-F	4 WTPI-F	4 WRZX-F	4 WBBC
	5 WTLC-F	5 WENS-F >	5 WTPI-F	5 WENS-F	5 WZPL-F	5 WFBO-F	5 WZPL-F	5 WZPL-F	5 WBBC	5 WHHH-F
	6 WHHH-F	6 WRZX-F	6 WTLC-F	6 WGLD-F	6 WMYS	6 WTLC-F	6 WFBO-F	5 WGLD-F	6 WZPL-F	6 WGLD-F
	7 WENS-F	7 WTPI-F	7 WGLD-F	7 WBBC	7 WENS-F	7 WENS-F	7 WENS-F	7 WENS-F	7 WFBO-F	7 WTPI-F
	8 WGLD-F	8 WBBC	8 WTLC-F	8 WTLC-F	8 WTLC-F	8 WGLD-F	8 WTLC-F	8 WENS-F	8 WTTT-F	8 WFBO-F
	9 WHHH-F	9 WRZX-F	9 WRZX-F	9 WZPL-F	9 WZPL-F		9 WRZX-F	9 WHHH-F	9 WGLD-F	9 WENS-F
			10 WNAP-F					10 WTLC-F		10 WTPI-F >

Wom 18-24	Wom 18-34	Wom 25-34	Wom 18-49	Wom 25-54	Men 18-24	Men 18-34	Men 25-34	Men 18-49	Men 25-54	12+ Overall
1 WFMS-F	1 WFMS-F	1 WZPL-F	1 WFMS-F	1 WFMS-F >	1 WRZX-F	1 WFBO-F	1 WFBO-F >	1 WFBO-F	1 WFBO-F	1 WFMS-F >
2 WTLC-F	2 WZPL-F	2 WFMS-F >	2 WZPL-F	2 WTPI-F	2 WHHH-F	2 WFMS-F	2 WFMS-F	2 WFMS-F >	2 WFMS-F >	2 WBBC
3 WZPL-F	3 WTLC-F >	3 WTLC-F	3 WENS-F	3 WFBO-F	3 WFBO-F	3 WRZX-F >	3 WRZX-F	3 WRZX-F	3 WBBC	3 WRZX-F >
3 WRZX-F	4 WRZX-F	3 WENS-F	4 WTPI-F	4 WZPL-F >	4 WTLC-F	4 WHHH-F	4 WNAP-F	4 WTLC-F	4 WGLD-F	4 WTLC-F
3 WHHH-F >>	5 WHHH-F	5 WTPI-F >	4 WTLC-F	5 WGLD-F	5 WEDJ-F	5 WNAP-F	5 WZPL-F	5 WNAP-F	5 WRZX-F	5 WHHH-F
	5 WENS-F >	6 WRZX-F	6 WGLD-F	6 WTLC-F	5 WFMS-F	6 WZPL-F	6 WTLC-F	5 WZPL-F	6 WTLC-F	6 WFBO-F
		7 WFBO-F	7 WFBO-F	7 WFBO-F	7 WZPL-F	7 WTLC-F >	7 WHHH-F	5 WBBC	7 WNAP-F	6 WGLD-F
			8 WHHH-F	8 WBBC				6 WGLD-F	8 WZPL-F	8 WTPI-F
								6 WHHH-F	8 WTPI-F	

Other Rated Stations	Metro Share	Cume Rating	TSA AQH Cume	Other Rated Stations--Outside Market	Metro Share	Cume Rating	TSA AQH Cume
WFBO-F	C	102.3	Marionville	WKRG-F	C	161.5	Columbia, W
WFBO-F	CL AOR	101.9	Brownstown				
WTLC	REL	159.0	Indianapolis				

INDIANAPOLIS

Consolidation Report	12+	25-54	Revenue
Clear Channel WFBQ-FM, WNDE-AM, WRZX-FM	14.2 %	16.9 %	26.8 %
Emmis WENS-FM, WIBC-AM, WNAP-FM, WTLC-AM, WTLC-FM	23.7 %	22.7 %	29.4 %
MyStar WMYS-AM, WTPI-FM, WZPL-FM	16.6 %	15.1 %	12.8 %
Radio One, pend. WBKS-FM, WHHH-FM, WYJZ-FM	8.4 %	7.3 %	5.3 %
Susquehanna WFMS-FM, WGLO-FM, WGRL-FM	20.5 %	21.4 %	24.2 %
	83.4 %	83.4 %	98.5 %

AM Stations

Station	Freq	Power	Format	Parent	Revenue	Operator	Company
WIBC	1070	50 kw/10 kw (DA-2)	Full Service/Talk	ABC, AP	\$138.00	Christal	Emmis
WMYS	1430	5 kw (DA-N)	Standards	CNN	\$21.00	D&R	MyStar
WNDE	1260	5 kw (DA-N)	Sports	ESPN, WW1, CBS	\$20.00	Katz	Clear Channel
WTLC	1310	5 kw/1 kw (DA-N)	Black Gospel	ABC, AURN	\$<20.00	D&R	Emmis

FM Stations

Station	Freq	Power	Format	Parent	Revenue	Operator	Company	City
WBKS	106.7	3 kw @ 328	Black Oldies	ABC	\$ NA	Eastman	Radio One, pend.	Greenwood
WEDJ	107.1	1.8 kw @ 604	New Rock		\$ NA	Allied		Danville
WENS	97.1	23 kw @ 739	AC		\$137.00	Interop	Emmis	Shelbyville
WFBQ	94.7	58 kw @ 804	AOR/Talk	AMFM	\$260.00	Katz	Clear Channel	
WFMS	95.5	13 kw @ 990	Country		\$190.00	Allied	Susquehanna	
WGLO	104.5	50 kw @ 492	Oldies		\$70.00	Mc-Guild	Susquehanna	
WGRL	93.9	2.8 kw @ 492	Country		\$20.00	Mc-Guild	Susquehanna	Noblesville
WHHH	96.3	0.64 kw @ 715	CHR/Black	ABC	\$55.00	Eastman	Radio One, pend.	
WNAP	93.1	12.5 kw @ 1022	Classic AOR		\$80.00	Interop	Emmis	
WRZX	103.3	18 kw @ 850	AOR-New Rock	Source	\$77.00	Katz	Clear Channel	
WTLC	105.7	50 kw @ 450	Black	CBS	\$62.00	Mc-Guild	Emmis	
WTPI	107.9	21.9 kw @ 762	Soft AC		\$95.00	D&R	MyStar	
WTTT	92.3	37 kw @ 1090	Progressive AOR		\$33.00	Rostin	Sarkes Tarzian	Bloomington
WXIR	98.3	3 kw @ 300	Religion	USA	\$ NA	---	WBRI	Plainfield
WYJZ	100.9	3 kw @ 300	Jazz	ABC	\$ NA	Eastman	Radio One, pend.	Lebanon
WZPL	99.5	12.6 kw @ 990	CHR/AC	AP	\$55.00	D&R	MyStar	Greenfield

Notes: 3/00 WNAP-F changed from Classic AOR/Howard Stern to CHR as WNOU-F ("Now 93.1")

JACKSON, MS

Arbitron Rank: 118 Pop (12+): 356,300	Stations: 25 / 25	Last Year's Revenue: \$10,700,000
MSA Rank: 120	Diaries: 919/388-1/ 52.4%	Household Income: \$43,116
MSA Pop: 434,000	Sample Target: 920	Total Retail Sales: \$4.5 Bil
DMA: 89	% Below Line: 0.0	#1 Biller: WMSI-F \$4,200,000
Average Persons Rating: 16.1	% Not Listed: 20.0	#1 Billing Portfolio
Market TSL in Hours: 21.50	Pop per Station: 14,252	Clear Channel \$7,790,000

12+ Metro	Format	Winter 00 1/4 Share	Fall 99	Sum 99	Spq 99	Win 99	4-Book Avg.	12+ Metro Cume / Rtg.	Fall 99	Win 99	12+ TSA AQH / Cume	Revenue Level	
1 WJMI-F	B	78 / 13.6	13.6	14.5	11.8	14.7	13.4	821 / 23.0	23.8	26.0		F	WJMI-F
2 WMSI-F	C	64 / 9.4	7.7	9.4	9.5	9.3	9.0	662 / 18.6	19.5	21.9		F	WMSI-F
3 WKXI-F	B/A/C	37 / 6.4	8.0	7.1	6.9	6.4	7.1	589 / 16.6	18.7	18.7		C*	WKXI-F
4 WDBT-F	CHR	32 / 5.6	5.0	4.2	2.7	2.5	4.4	479 / 13.4	14.8	9.0		B	WDBT-F
5 WJKK-F	SAC	26 / 4.6	3.7	3.3	3.8	4.2	3.8	401 / 11.3	10.2	11.1		A	WJKK-F
6 WOJQ-F	B/O	25 / 4.4	3.4	4.5	4.6	5.6	4.2	433 / 12.1	12.7	13.9		A	WOJQ-F
6 WSTZ-F	AOR	25 / 4.4	4.3	5.2	8.0	5.6	5.5	376 / 10.6	10.6	11.5		D	WSTZ-F
8 WYOY-F	CHR	21 / 3.7	4.3	9.0	7.1	8.2	6.0	537 / 15.1	15.8	20.8		C	WYOY-F
9 WZRX	B/G	16 / 2.8	3.0	3.6	7.1	2.5	4.1	227 / 6.4	5.1	4.4		A	WZRX
9 WOAD	B/G	16 / 2.8	3.4	3.3	2.2	3.8	2.9	302 / 8.5	7.5	7.8		A	WOAD
11 WJNT	T/N	15 / 2.6	4.1	3.3	3.5	2.7	3.4	282 / 7.8	7.7	6.2		B	WJNT
11 WYJS-F	O	15 / 2.6	2.1	1.1	1.1	0.9	1.7	214 / 6.0	6.6	3.7		B	WYJS-F
13 WTYX-F	Cl. HITS	14 / 2.4	3.4	2.0	2.0	4.0	2.5	360 / 10.1	9.2	11.5		B	WTYX-F
13 WVIV-F	ST	14 / 2.4	2.7	3.1	3.1	2.5	2.8	213 / 6.0	5.5	5.5		A	WVIV-F
15 WIMG	B/G	11 / 1.9	1.2	2.5	1.3	2.7	1.7	98 / 2.8	2.3	3.8		A	WIMG
16 WUSJ-F	C	10 / 1.7	3.0	0.9	2.7	1.1	2.1	247 / 6.9	9.3	8.0		A	WUSJ-F
16 WJDX	SPRTS	10 / 1.7	1.2	0.9	1.1	1.3	1.2	146 / 4.1	4.2	3.6		A	WJDX

12+ FM Share (Metro) 81.48% (374 of 459) (Winter 99 83.30%)

Teens	18-34	18-49	25-49	25-54	35+	12+ AMD	12+ Mid	12+ PMD	12+ Eve	12+ W/nd
1 WJMI-F >>>	1 WJMI-F >>	1 WJMI-F >	1 WKXI-F *	1 WMSI-F *	1 WMSI-F >>	1 WMSI-F *	1 WMSI-F *	1 WJMI-F >	1 WJMI-F >>>	1 WJMI-F >
2 WDBT-F >>	2 WDBT-F	2 WKXI-F *	2 WMSI-F *	2 WKXI-F	2 WKXI-F *	2 WJMI-F *	2 WJMI-F >	2 WMSI-F >	2 WDBT-F	2 WMSI-F >
3 WYOY-F >>	3 WKXI-F *	3 WMSI-F *	3 WJMI-F	3 WJMI-F *	3 WOJQ-F *	3 WKXI-F >	3 WJKK-F *	3 WDBT-F	3 WYJS-F >	3 WYJS-F
4 WYOY-F	4 WSTZ-F	4 WJKK-F *	4 WOJQ-F *	4 WJKK-F	4 WDBT-F	4 WDBT-F	4 WJNT	4 WOJQ-F *	4 WJKK-F	4 WDBT-F
5 WSTZ-F	4 WDBT-F *	5 WSTZ-F	5 WJKK-F	5 WYJS-F	5 WJKK-F *	4 WKXI-F	4 WKXI-F	5 WSTZ-F	4 WSTZ-F	5 WOAD
6 WMSI-F	6 WJKK-F *	5 WOJQ-F	6 WSTZ-F	5 WVIV-F	6 WYOY-F	4 WOJQ-F *	6 WKXI-F *	4 WOJQ-F *	4 WOJQ-F *	6 WOJQ-F *
7 WJKK-F	7 WOJQ-F	7 WYOY-F *	7 WYJS-F	5 WJNT	6 WSTZ-F	7 WSTZ-F *	7 WJKK-F	7 WYOY-F *	7 WYOY-F *	7 WZRX
8 WYOY-F	8 WDBT-F	8 WDBT-F	8 WYOY-F *	8 WOAD	8 WZRX	8 WDBT-F	7 WYOY-F	8 WMSI-F	8 WMSI-F	8 WSTZ-F
9 WYJS-F	9 WYJS-F	9 WYJS-F	9 WTYX-F	9 WSTZ-F *	9 WOJQ-F	9 WSTZ-F *	9 WMSI-F	9 WYJS-F	9 WTYX-F >>	9 WYJS-F
9 WTYX-F	9 WTYX-F	9 WTYX-F *	9 WZRX	10 WZRX	10 WOAD	10 WYJS-F	10 WTYX-F *	10 WTYX-F *	10 WYJS-F	9 WJNT
9 WZRX	9 WZRX	9 WDBT-F	9 WDBT-F	10 WJMI-F	10 WVIV-F *					9 WVIV-F

Wom 18-24	Wom 18-34	Wom 25-34	Wom 18-49	Wom 25-54	Men 18-24	Men 18-34	Men 25-34	Men 18-49	Men 25-54	12+ Ov/nlr
1 WJMI-F >>>	1 WJMI-F >>	1 WJMI-F	1 WJMI-F >	1 WMSI-F	1 WJMI-F >>>	1 WJMI-F >>	1 WJMI-F	1 WJMI-F >	1 WMSI-F	1 WDBT-F
2 WDBT-F >>>	2 WYOY-F	2 WYOY-F	2 WKXI-F *	1 WKXI-F	2 WDBT-F >>	2 WSTZ-F	2 WSTZ-F >	2 WYJS-F	2 WKXI-F *	2 WMSI-F
3 WMSI-F	2 WDBT-F	2 WKXI-F >	3 WMSI-F	3 WJMI-F	3 WSTZ-F >	3 WDBT-F	3 WYJS-F >	2 WMSI-F *	3 WSTZ-F *	2 WJMI-F
3 WYOY-F >	4 WKXI-F	4 WOAD	4 WDBT-F	3 WOJQ-F	4 WYOY-F	4 WKXI-F >	4 WDBT-F	4 WSTZ-F	4 WJMI-F	4 WYJS-F *
	5 WMSI-F	4 WJKK-F	5 WYOY-F	5 WYOY-F	4 WKXI-F >>	5 WMSI-F	4 WTYX-F	5 WJNT-F	4 WJNT-F	5 WYJS-F
	6 WJKK-F	4 WDBT-F	4 WDBT-F	5 WJKK-F	5 WYOY-F	5 WYOY-F	4 WMSI-F >	5 WJNT-F	5 WJNT-F	5 WYJS-F
	7 WOJQ-F	4 WMSI-F	7 WJKK-F >	7 WDBT-F	7 WDBT-F	7 WDBT-F	7 WTYX-F >	7 WTYX-F	7 WYJS-F	7 WYJS-F
		4 WOJQ-F >	8 WSTZ-F	8 WOAD	7 WTYX-F >			8 WDBT-F	7 WTYX-F	8 WJDX
			9 WOAD	8 WSTZ-F				9 WYJS-F	9 WYJS-F	9 WYJS-F
			9 WZRX >	9 WSTZ-F						

Other Rated Stations	Metro Share	Cume Rating	TSA AQH Cume
WJMI-F	1	97.3	Flora 1.6 4.3
WJNT-F	REL-CC	93.5	Clinton 1.6 4.4
WJNT-F	REL	92.9	Urbca 0.3 1.2
WKXI	B/O	14.00	Jackson 0.5 2.4
WPHO	TELETYPE	12.45	Flower 0.5 1.6
WJMI-F	REL	97.7	Brandon 0.5 1.2
WJMI-F	SPRTS	93.0	Jackson 1.6 3.4
WZRX	REL	112.0	Clinton 1.6 1.8

JACKSON, MS

Consolidation Report	12+	25-54	Revenue
Clear Channel	28.3 %	29.7 %	46.6 %
WDBT-FM, WJDX-AM, WMSI-FM, WQJQ-FM, WSTZ-FM, WZRFX-AM			
Inner City, pend.	25.9 %	22.2 %	24.0 %
WJMI-FM, WKXI-AM, WKXI-FM, WOAD-AM, WYJS-FM			
New South	9.9 %	12.3 %	13.2 %
WJIN-AM, WJJK-FM, WUSJ-FM, WYOY-FM			
Proteus	4.8 %	3.9 %	7.7 %
WTYX-FM, WVIV-FM			
	68.9 %	68.1 %	91.5 %

AM Stations

Station	Freq	Power	Format	Service	Rate	Owner	Market
WJDX	620	5 kw/1 kw (DA-N)	Sports	ABC, 1/1, ESPN	\$ NA	Katz	Jackson
WJNT	1180	50 kw/0.5 kw (DA-N)	Talk/News	CBS, Westwd, CNN	\$21.00	---	Pearl
WMGO	1370	1 kw/0.028 kw	Black Gospel	Westwd	\$ NA	---	Canton
WOAD	1300	5 kw/1 kw	Black Gospel	AURN, ABC, Westwd	\$<20.00	Clr Chnl	Inner City, pend.
WZRFX	1590	5 kw/1 kw (DA-N)	Black Gospel	AURN	\$<20.00	D&R	Clear Channel

FM Stations

Station	Freq	Power	Format	Service	Rate	Owner	Market
WDBT	95.5	100 kw @ 1059	CHR		\$24.00	Katz	Clear Channel
WJJK	98.7	100 kw @ 945	Soft AC	Westwd	\$<20.00	Mc-Guild	Vicksburg
WJMI	99.7	100 kw @ 1059	Black	ABC, AURN	\$55.00	Clr Chnl	Inner City, pend.
WKXI	107.5	100 kw @ 951	Black AC	ABC, AURN	\$27.00	Clr Chnl	Inner City, pend.
WMSI	102.9	100 kw @ 1801	Country	ABC	\$85.00	Mc-Guild	Clear Channel
WQJQ	105.1	100 kw @ 981	Black Oldies	CNN, Westwd, ABC	\$ NA	---	Kosciusko
WSTZ	106.7	100 kw @ 1063	AOR		\$50.00	Katz	Vicksburg
WTYX	94.7	100 kw @ 1115	Classic Hits		\$30.00	Christal	Proteus
WUSJ	96.3	100 kw @ 1410	Country		\$40.00	---	New South
WVIV	93.9	6 kw @ 282	Standards	ABC, Westwd	\$<20.00	Christal	Pearl
WYJS	105.9	22 kw @ 745	Oldies		\$ NA	Clr Chnl	Pickens
WYOY	101.7	50 kw @ 456	CHR		\$<20.00	Mc-Guild	Gluckstadt

Notes: * WKXI-F revenue level includes WKXI (AM) revenue

JACKSONVILLE

Arbitron Rank: 51 Pop (12+): 912,300
 MSA Rank: 56
 MSA Pop: 1,070,000
 DMA: 52
 Average Persons Rating: 15.5
 Market TSL In Hours: 20.50

Stations: 26 / 24
 Diaries: 2,085 / 438 / 1 / 49 %
 Sample Target: 2,040
 % Below Line: 1.1
 % Not Listed: 13.9
 Pop per Station: 38,012

Last Year's Revenue: \$47,400,000
 Household Income: \$43,690
 Total Retail Sales: \$11.6 Bil
 #1 Biller: WFYV-F \$6,800,000
 #1 Billing Portfolio
 Cox Radio \$21,983,000

12+ Metro	Format	Winter 00 1/4 Share	Fall 99	Sum 99	Spq 99	Wln 99	4-Book Avg.	12+ Metro Cume / Rtg.	Fall 99	Wln 99	12+ TSA AQH / Cume	Revenue Level
1 WAPE-F	CHR	136 / 8.6	104	91	96	88	97	2310 / 25.3	25.1	22.9		G WAPE-F
2 WFYV-F	AOR	123 / 8.7	74	84	89	72	84	1458 / 16.0	14.6	14.5		G WFYV-F
3 WJBT-F	B	108 / 7.7	60	55	56	58	62	1265 / 13.8	13.9	12.7		D WJBT-F
4 WOIK-F	C	99 / 7.0	65	69	84	78	72	1402 / 15.4	16.3	16.9		G WOIK-F
5 WSOL-F	B/A/C	87 / 6.2	77	82	81	69	75	1100 / 12.1	13.2	12.0		L WSOL-F
6 WROO-F	C	83 / 5.9	49	49	57	56	53	1210 / 13.3	12.6	13.1		F WROO-F
7 WEJZ-F	SAC	81 / 5.7	61	64	61	69	61	1230 / 13.5	15.2	16.4		F WEJZ-F
8 WPLA-F	AOR-NR	79 / 5.6	44	50	50	52	52	1334 / 14.6	13.1	13.0		C WPLA-F
9 WKOL-F	O	73 / 6.2	67	57	50	56	56	1264 / 13.9	16.1	14.5		L WKOL-F
10 WOKV	N/T	66 / 4.0	44	49	35	44	42	817 / 9.0	10.1	8.3		F WOKV
11 WZLZ	B/G	49 / 3.6	25	36	28	30	31	673 / 6.3	5.7	5.9		A WZLZ
12 WMOX-F	AC	39 / 2.8	19	32	31	30	27	732 / 8.0	9.0	9.3		D WMOX-F
13 WFSJ-F	J	32 / 2.3	32	21	34	23	27	596 / 6.6	8.7	6.3		C WFSJ-F
14 WGBB-F	REI-CC	31 / 2.2	17	14	14	11	17	553 / 6.2	4.8	4.3		A WGBB-F
15 WWRR-F	Cl HITS	27 / 1.9	15	16	15	16	16	444 / 4.0	4.3	5.6		B WWRR-F
16 WQGV-F	B/O	20 / 1.4	07	07	05	04	08	305 / 3.3	1.9	1.5		B WQGV-F
17 WCGI	REL	18 / 1.3	13	06	12	20	11	201 / 2.2	2.3	3.0		A WCGI
17 WBWI	SPRTS	18 / 1.3	19	15	08	11	14	469 / 5.1	6.4	3.7		B WBWI

12+ FM Share (Metro) 85.58% (1039 of 1214) (Winter 99 83.10%)

Teens	18-34	18-49	25-49	25-54	35+	12+ AMD	12+ Mid	12+ PMD	12+ Lve	12+ Wknd
1 WAPE-F	1 WJBT-F	1 WFYV-F	1 WFYV-F	1 WFYV-F	1 WOIK-F	1 WFYV-F	1 WFYV-F	1 WPLA-F	1 WJBT-F	1 WPLA-F
2 WJBT-F	2 WFYV-F	2 WAPE-F	2 WAPE-F	2 WAPE-F	2 WKOL-F	2 WAPE-F	2 WAM-F	2 WJBT-F	2 WAPE-F	2 WJBT-F
3 WPLA-F	3 WPLA-F	3 WJBT-F	3 WSOL-F	3 WEJZ-F	3 WEJZ-F	3 WOIK-F	3 WOIK-F	3 WFYV-F	3 WSOL-F	3 WSOL-F
4 WAPE-F	4 WPLA-F	4 WOIK-F	4 WOIK-F	4 WOIK-F	4 WFYV-F	4 WROO-F	4 WEJZ-F	4 WPLA-F	4 WPLA-F	4 WOIK-F
5 WSOL-F	5 WSOL-F	5 WJBT-F	4 WSOL-F	5 WAPE-F	5 WJBT-F	5 WJBT-F	4 WOKV	5 WOIK-F	5 WOIK-F	5 WFYV-F
6 WROO-F	6 WROO-F	6 WPLA-F	6 WROO-F	6 WOKV	6 WSOL-F	6 WROO-F	6 WROO-F	6 WSOL-F	6 WEJZ-F	6 WPLA-F
7 WOIK-F	7 WEJZ-F	7 WJBT-F	7 WJBT-F	7 WSOL-F	7 WKOL-F	7 WJBT-F	7 WROO-F	7 WROO-F	7 WFYV-F	6 WROO-F
8 WJBT-F	8 WROO-F	8 WPLA-F	8 WROO-F	8 WROO-F	8 WEJZ-F	8 WROO-F	8 WOIK-F	8 WJBT-F	8 WROO-F	8 WROO-F
9 WKOL-F	9 WKOL-F	9 WKOL-F	9 WKOL-F	9 WZLZ	9 WOKV	9 WPLA-F	9 WPLA-F	9 WKOL-F	9 WKOL-F	9 WZLZ
				10 WFSJ-F		10 WSOL-F	10 WOKV	10 WOKV	10 WOKV	10 WEJZ-F

Wom 18-24	Wom 18-34	Wom 25-34	Wom 18-49	Wom 25-54	Men 18-24	Men 18-34	Men 25-34	Men 18-49	Men 25-54	12+ Overall
1 WJBT-F	1 WAPE-F	1 WAPE-F	1 WAPE-F	1 WAPE-F	1 WJBT-F	1 WFYV-F	1 WFYV-F	1 WFYV-F	1 WFYV-F	1 WAPE-F
2 WAPE-F	2 WJBT-F	2 WJBT-F	2 WEJZ-F	2 WEJZ-F	2 WFYV-F	2 WJBT-F	2 WPLA-F	2 WJBT-F	2 WPLA-F	2 WJBT-F
3 WROO-F	3 WPLA-F	3 WSOL-F	3 WJBT-F	3 WSOL-F	3 WAPE-F	3 WPLA-F	3 WJBT-F	3 WPLA-F	2 WOIK-F	2 WOIK-F
4 WPLA-F	4 WSOL-F	4 WFYV-F	4 WROO-F	4 WROO-F	3 WPLA-F	4 WAPE-F	4 WAPE-F	4 WAPE-F	4 WAPE-F	4 WSOL-F
5 WSOL-F	5 WROO-F	4 WPLA-F	5 WSOL-F	5 WKOL-F	5 WROO-F	5 WSOL-F	5 WSOL-F	5 WJBT-F	5 WJBT-F	5 WPLA-F
6 WEJZ-F	6 WFYV-F	6 WEJZ-F	6 WFYV-F	6 WJBT-F	6 WSOL-F	6 WROO-F	6 WROO-F	6 WROO-F	6 WSOL-F	6 WEJZ-F
	6 WEJZ-F	7 WROO-F	7 WOIK-F	6 WOIK-F			6 WOIK-F	7 WROO-F	7 WROO-F	7 WROO-F
			8 WPLA-F	8 WFYV-F			8 WROO-F	8 WROO-F	8 WROO-F	8 WROO-F
				9 WZLZ				9 WROO-F	9 WROO-F	9 WROO-F

Other Rated Stations:	Metro Share	Cume Rating	TSA AQH Cume	Other Rated Stations--Outside Market	Metro Share	Cume Rating	TSA AQH Cume
WFLA-TV	1	1240	St. Augustine	WKCF-TV	AGCHP	955	Palatka FL
WJAX-TV	5.1	1220	Arlington	WJHM-TV	B	1019	Daytona Beach FL
WJAX-TV	SPRTS	930	Jacksonville				
WSOL-TV	AC	941	St. Augustine				
WQVW-TV	6/C	1280	Jacksonville				

JACKSONVILLE

Consolidation Report	12+	25-54	Revenue
Clear Channel WFSJ-FM, WJBT-FM, WNZS-AM, WPLA-FM, WQIK-FM, WROO-FM, WSOL-FM	35.5 %	35.2 %	38.9 %
Cox Radio WAPE-FM, WBWL-AM, WFYV-FM, WKQL-FM, WMXQ-FM, WOKV-AM	31.6 %	34.7 %	46.4 %
Mondosphere WAOC-AM, WXGV-FM, WYGV-FM	1.4 %	1.7 %	%
Renda WEJZ-FM, WWRR-FM	7.6 %	9.5 %	11.6 %
	76.1 %	81.1 %	96.9 %

AM Stations

Station	Freq	Power	Format	Ad Rate	Agency	Owner
WBWL	600	5 kw (DA-2)	Sports	AMFM, ESPN, 1/1	\$ NA	Mc-Guild Cox Radio
WCGL	1360	5 kw (Days)	Religion	AURN	\$ NA	---
WOKV	690	50 kw/10 kw (DA-N)	News/Talk	CBS, AMFM	\$53.00	Mc-Guild Cox Radio
WZAZ	1400	1 kw	Black Gospel	ABC	\$15.00	Eastman In Trust

FM Stations

Station	Freq	Power	Format	Ad Rate	Agency	Owner	Location
WAPE	95.1	100 kw @ 984	CHR	\$82.00	Christal	Cox Radio	
WBGB	106.5	6 kw @ 328	Classic AOR	\$ NA	Westwd	Concord	Ponte Verde
WEJZ	95.1	100 kw @ 984	Soft AC	\$80.00	Katz	Renda	
WFSJ	97.9	50 kw @ 482	Jazz	\$22.00	Chr Chnl	Clear Channel	St. Augustine
WFYV	104.5	100 kw @ 1014	AOR	\$115.00	Christal	Cox Radio	
WJBT	92.7	6 kw @ 300	Black	\$39.00	Chr Chnl	Clear Channel	Green Cove Springs
WKQL	96.9	100 kw @ 1014	Oldies	\$59.00	AP	Christal	Cox Radio
WMXQ	102.9	100 kw @ 1014	AC	\$56.00	Christal	Cox Radio	
WPLA	93.3	50 kw @ 463	AOR-New Rock	\$40.00	Chr Chnl	Clear Channel	Callahan
WQIK	99.1	100 kw @ 1014	Country	\$125.00	ABC	Eastman	Clear Channel
WROO	107.3	100 kw @ 705	Country	\$60.00	Chr Chnl	Clear Channel	
WSOL	101.5	100 kw @ 1463	Black AC	\$48.00	ABC	Chr Chnl	Clear Channel
WWRR	100.7	36 kw @ 1463	Classic Hits	\$ NA	---	Renda	
WXGV	105.3	3.9 kw @ 410	Black Oldies	\$ NA	D&R	Mondosphere	Fernandina Beach
WYGV	105.5	12 kw @ 410	Simul. WXGV-F				St. Augustine Beach

Notes: 3/00 WFSJ-F changed from Jazz to CHR as "Kiss"

JOHNSON CITY-KINGSPORT-BRISTOL

Arbltron Rank: 96	Pop (12+): 401,900	Stations: 23 / 20	Last Year's Revenue: \$15,000,000
MSA Rank: 110		Diaries: 1,438 / 279 1 / 50 8%	Household Income: \$34,899
MSA Pop: 464,000		Sample Target: 1,470	Total Retail Sales: \$4.3 Bil
DMA: 92		% Below Line: 2.2	#1 Biller: WXBO-AF \$5,000,000
Average Persons Rating: 13.7		% Not Listed: 16.0	#1 Billing Portfolio
Market TSL In Hours: 18.50		Pop per Station: 20,095	Bristol \$5,710,000

12+ Metro	Format	Winter 00 1/4 Share	Fall 99	Sum 99	Spq 99	Win 99	4-Book Avg.	12+ Metro Cume / Rtg.	Fall 99	Win 99	12+ TSA AQH / Cume	Revenue Level
1 WXBO-F	C	113 / 20.6	19.4	20.4	21.2	23.6	20.4	1463 / 36.4	34.9	37.2		C WXBO-F
2 WALZ-F	CHR	66 / 12.0	11.9	10.8	10.6	10.6	11.3	1003 / 25.0	23.2	24.7		B WALZ-F
3 WOUT-F	AOR/CL	61 / 11.1	9.9	13.5	11.5	9.3	11.5	809 / 22.6	21.7	20.0		D WOUT-F
4 WTFM-F	AC	50 / 9.1	8.8	9.8	10.4	9.7	9.5	829 / 20.6	18.2	21.4		F WTFM-F
5 WKOS-F	O	25 / 4.6	4.0	5.7	4.2	5.0	4.6	471 / 11.7	10.8	12.5		H WKOS-F
6 WGOC	C/O	22 / 4.0	2.7	3.5	4.5	4.1	3.7	283 / 7.1	6.8	8.1		A WGOC
7 WXIS-F	CHR/B	20 / 3.6	0.9	1.1	1.6	1.4	1.8	348 / 8.7	4.7	5.4		I WXIS-F
7 WJCW	N/T	20 / 3.6	3.3	3.0	3.7	3.4	3.4	354 / 8.8	9.3	9.1		B* WJCW
9 WRZK-F	AOR	16 / 2.9	4.6	4.8	4.2	3.6	4.1	312 / 7.8	10.8	8.6		A WRZK-F
10 WMEV-F	C	12 / 2.2	2.2	1.1	2.3	1.4	1.9	184 / 4.6	4.5	3.8		J WMEV-F

12+ FM Share (Metro) 84.16% (388 of 461) (Winter 99 79.75%)

Teens	18-34	18-49	25-49	25-54	35+	12+ AMD	12+ Mid	12+ PMD	12+ Eve	12+ Wknd
1 WAEZ-F >>>	1 WAEZ-F	1 WXBO-F	1 WXBO-F	1 WXBO-F	1 WXBO-F >>	1 WXBO-F >	1 WXBO-F >>	1 WXBO-F >	1 WALZ-F	1 WXBO-F >
2 WXIS-F >	2 WXBO-F	2 WOUT-F	2 WOUT-F >	2 WOUT-F	2 WOUT-F	2 WOUT-F	2 WOUT-F	2 WOUT-F	2 WALZ-F	2 WALZ-F >
3 WXBO-F	3 WOUT-F >	3 WALZ-F	3 WTFM-F	3 WTFM-F	3 WTFM-F >	3 WAEZ-F	3 WTFM-F	3 WOUT-F	3 WOUT-F	3 WOUT-F >
4 WTFM-F	4 WTFM-F	4 WTFM-F >>	4 WAEZ-F >>	4 WALZ-F >	4 WKOS-F >	4 WTFM-F >	4 WAEZ-F >	4 WTFM-F >>	4 WTFM-F	4 WTFM-F >
4 WOUT-F >	5 WRZK-F	5 WRZK-F >	5 WKOS-F >	5 WKOS-F >	5 WGOC	5 WKOS-F	5 WJCW >	5 WXIS-F >	5 WXIS-F	5 WJCW
	6 WXIS-F >>	6 WXIS-F			6 WALZ-F	6 WGOC	6 WKOS-F	6 WJCW >	6 WAEZ-F >	6 WAEZ-F
		6 WKOS-F >			7 WJCW >>	7 WXIS-F >	7 WGOC >	7 WKOS-F >	7 WALZ-F	7 WAEZ-F

Wom 18-24	Wom 18-34	Wom 25-34	Wom 18-49	Wom 25-54	Men 18-24	Men 18-34	Men 25-34	Men 18-49	Men 25-54	12+ Overall
1 WALZ-F >>>	1 WALZ-F	1 WXBO-F	1 WXBO-F	1 WXBO-F	1 WALZ-F	1 WOUT-F >	1 WOUT-F	1 WOUT-F	1 WOUT-F	1 WALZ-F
2 WXBO-F >>>	2 WXBO-F >	2 WALZ-F	2 WALZ-F	2 WTFM-F	1 WOUT-F	2 WALZ-F	2 WXBO-F	2 WXBO-F >	2 WOUT-F >>	1 WXBO-F >
3 WXIS-F	3 WTFM-F >	2 WTFM-F >	3 WTFM-F	3 WALZ-F	3 WXIS-F	3 WXBO-F	2 WALZ-F	3 WALZ-F >	3 WALZ-F >	3 WOUT-F >
3 WRZK-F >>	4 WOUT-F >	4 WOUT-F >>>	4 WOUT-F >>	4 WOUT-F >	3 WXBO-F	4 WRZK-F >	4 WRZK-F	4 WTFM-F >	4 WTFM-F	4 WXIS-F
			5 WKOS-F >	5 WKOS-F >>>	5 WRZK-F >>	5 WXIS-F	5 WTFM-F >>	5 WRZK-F	5 WKOS-F	4 WTFM-F
					6 WTFM-F >	6 WTFM-F >	6 WJCW >>	6 WXIS-F	6 WJCW	

Other Rated Stations	Metro Share	Cume Rating	TSA AQH Cume	Other Rated Stations--Outside Market	Metro Share	Cume Rating	TSA AQH Cume				
WARR-F	CHR	927	Abingdon VA	0.7	2.6	WIMZ-F	AOR/CL	103.5	Knorrville	0.7	3.0
WUEJ	C	1240	Elizabeth TN	0.5	1.6	WIVY-F	C	107.7	Knorrville	0.9	2.9
WEMR	C	1420	Erwin TN	0.7	1.2	WJXH-F	AC	97.5	Knorrville	0.5	1.3
WETB	C	790	Johnson City	0.9	2.2						
WYLF	C	1043	Surgoreville TN	0.9	2.2						
WVGO	C	949	Greenville TN	0.7	2.6						
WKPT	ST/CLZ	1400	Kingsport	1.3	3.9						
WXHO	T	990	Bristol VA	1.3	3.3						
WZAF	REL	690	Bristol VA	0.9	1.7						

JOHNSON CITY-KINGSPORT-BRISTOL

Consolidation Report	12+	25-54	Revenue
Bristol WABN-AM, WABN-FM, WAEZ-FM, WEZG-FM, WXBQ-AM, WXBQ-FM	34.6 %	32.9 %	38.1 %
Citadel WJCW-AM, WKIN-AM, WKOS-FM, WQUT-FM	19.3 %	24.1 %	26.7 %
Holston Valley WKPT-AM, WKTP-AM, WMEV-FM, WOPI-AM, WTFM-FM	12.6 %	14.5 %	18.0 %
	66.5 %	71.5 %	82.8 %

AM Stations

WGOC	640	10 kw/0.81 kw (DA-N)	Classic Country	Westwd, CNN	\$ NA	Roslin	Citadel	Blountville, TN
WJCW	910	5 kw/1 kw (DA-N)	News/Talk	CBS, Westwd	\$20.00	Katz	Citadel	

FM Stations

WAEZ	99.3	3.6 kw @ 810	CHR		\$<20.00	Christal	Bristol	Elizabethton, TN
WKOS	104.9	2.75 kw @ 492	Oldies	Westwd	\$<20.00	Katz	Citadel	
WMEV	93.9	100 kw @ 1459	Country	Westwd	\$ NA	Regional	Holston Valley	Marion, VA
WQUT	101.5	100 kw @ 1499	AOR/Classic AOR	Westwd	\$52.00	Katz	Citadel	
WRZK	105.9	1.5 kw @ 1296	AOR	ABC	\$ NA	Eastman		Colonial Hts.
WTFM	98.5	100 kw @ 1260	AC	ABC	\$50.00	Eastman	Holston Valley	
WXBQ	96.9	75 kw @ 2240	Country	ABC	\$91.00	Christal	Bristol	
WXIS	103.9	3 kw @ 328	Dance CHR	ABC	\$ NA	---	WEMB	Erwin

Notes: * WJCW revenue level includes WKIN revenue . . . WRZK-F is LMA'd to Holston Valley

KANSAS CITY

Arbitron Rank: 30 **Pop (12+):** 1,427,800
MSA Rank: 29
MSA Pop: 1,740,000
DMA: 33
Average Persons Rating: 15.8
Market TSL in Hours: 21 00

Stations: 24 / 23
Diaries: 2,668 / 535 / 56 P%
Sample Target: 2,660
% Below Line: 0.4
% Not Listed: 10.7
Pop per Station: 62,078

Last Year's Revenue: \$76,500,000
Household Income: \$50,485
Total Retail Sales: \$19.4 Bil
#1 Biller: KCFX-F \$9,800,000
#1 Billing Portfolio
Entercom: \$26,800,000

12+ Metro	Format	Winter 00 1/4 Share	Fall 99	Sum 99	Spg 99	Win 99	4-Book Avg.	12+ Metro Cume / Rtg.	Fall 99	Win 99	12+ TSA AQH / Cume	Revenue Level	
1 KMYV-F	CHR	163 / 7.2	6.8	7.2	8.5	5.7	7.4	3385 / 23.8	22.4	22.9		H	KMYV-F
2 WDAF	CHR	162 / 6.7	6.0	6.5	6.2	7.1	6.5	1647 / 11.6	11.8	12.4		I	WDAF
3 KQRC-F	AOR	146 / 6.6	7.1	6.8	7.4	5.1	6.9	2117 / 14.8	15.3	14.8		F	KQRC-F
4 KPRS-F	B	145 / 6.4	6.7	6.3	6.3	7.5	6.4	1636 / 11.6	11.5	13.4		G	KPRS-F
5 KTKT-F	C	134 / 5.9	5.4	5.2	4.6	6.8	5.3	2030 / 14.2	14.0	14.7		H	KTKT-F
6 KYY5-F	CL AOR	116 / 6.1	3.7	5.0	4.4	4.5	4.6	1636 / 11.6	9.6	10.7		I	KYY5-F
7 KUDL-F	SAC	114 / 6.0	5.1	4.8	5.4	5.4	5.1	1806 / 13.3	14.5	14.7		G	KUDL-F
8 KCFX-F	CL AOR	107 / 4.7	5.0	4.3	4.9	4.6	4.7	2103 / 14.7	20.6	14.9		H	KCFX-F
9 KBEO-F	C	105 / 4.6	4.5	6.6	4.4	4.4	5.0	1726 / 12.1	12.0	11.6		G	KBEO-F
10 KCIV-F	J	97 / 4.3	4.0	3.4	3.8	3.3	3.9	1470 / 10.3	9.3	10.4		D	KCIV-F
11 KCMO-F	O	96 / 4.2	4.4	5.0	4.6	4.3	4.6	2072 / 14.6	14.3	13.9		G	KCMO-F
12 KCHZ-F	CHR	94 / 4.2	3.7	2.6	3.1	2.4	3.4	2086 / 14.6	13.6	10.1		H	KCHZ-F
13 KSRG-F	AC	86 / 3.8	4.2	3.5	3.3	3.4	3.7	1622 / 11.4	12.3	13.0		D	KSRG-F
14 KMBZ	N/A	81 / 3.6	4.7	5.4	6.1	5.9	4.9	1640 / 10.8	12.8	15.8		G	KMBZ
15 KXTR-F	CL	77 / 3.4	3.9	3.0	3.6	3.3	3.5	1270 / 8.9	8.9	8.9		F	KXTR-F
16 KCMO	T	73 / 3.2	3.3	3.0	3.4	2.9	3.2	1148 / 8.0	8.9	7.6		D	KCMO
17 KHRX-F	B/AC	66 / 2.8	2.9	3.6	2.6	2.9	3.0	1050 / 7.4	7.1	7.6		E	KHRX-F
18 WHB	SPRTS	69 / 2.6	1.8	0.4		0.3		1016 / 7.1	5.8	1.9			WHB
19 KFTZ	ST	34 / 1.5	0.9	0.6	0.6	1.2	1.0	423 / 3.0	2.6	2.6		H	KFTZ
20 KPRY	HC	24 / 1.1	1.4	1.2	1.6	1.9	1.3	337 / 2.4	3.3	3.5		F	KPRY

12+ FM Share (Metro) 77.52% (1566 of 2020) (Winter 99 73.64%)

Teens	18-34	18-49	25-49	25-54	35+	12+ AHD	12+ Mid	12+ PMD	12+ Lvr	12+ Wind
1 KMYV-F	1 KQRC-F	1 KQRC-F	1 KYY5-F	1 KYY5-F	1 WDAF-F	1 KQRC-F	1 KMYV-F	1 KMYV-F	1 KUDL-F	1 WDAF-F
2 KCHZ-F	2 KMYV-F	2 KMYV-F	2 KMYV-F	2 KTKT-F	2 KTKT-F	2 WDAF-F	2 KYY5-F	2 KPRS-F	2 KMYV-F	2 KMYV-F
3 KPRS-F	3 KPRS-F	3 KYY5-F	3 KQRC-F	3 KMYV-F	3 KCFX-F	3 KYY5-F	3 WDAF-F	2 KFTZ-F	3 KQRC-F	3 KPRS-F
4 KQRC-F	4 KUDL-F	4 KPRS-F	4 KCFX-F	4 KQRC-F	4 KQRC-F	4 KMYV-F	4 KTKT-F	4 KFTZ-F	4 KCHZ-F	4 KTKT-F
5 KTKT-F	5 KCMO-F	4 KFTZ-F	5 KCMO-F	5 KUDL-F	5 KUDL-F	5 KYY5-F	5 KMBZ-F	5 KQRC-F	5 KTKT-F	5 KQRC-F
6 KCFX-F	6 KTKT-F	6 KTKT-F	6 KPRS-F	6 KUDL-F	6 KCMO-F	6 KPRS-F	6 KUDL-F	6 KYY5-F	6 KFTZ-F	6 KFTZ-F
7 KYY5-F	7 KUDL-F	7 KUDL-F	7 KPRS-F	7 KXTR-F	7 KUDL-F	7 KUDL-F	7 KQRC-F	7 WDAF-F	7 KFTZ-F	7 KFTZ-F
8 KCHZ-F	8 KQRC-F	8 KQRC-F	8 KCMO-F	8 KCMO-F	8 KMBZ-F	8 KFTZ-F	8 KFTZ-F	8 KFTZ-F	8 KFTZ-F	8 KFTZ-F
9 KUDL-F	9 KUDL-F	9 KUDL-F	9 KQRC-F	9 KQRC-F	9 KQRC-F	9 KQRC-F	9 KQRC-F	9 KQRC-F	9 KQRC-F	9 KQRC-F
10 KCHZ-F	10 KCHZ-F	10 KCHZ-F	10 KCHZ-F	10 KCHZ-F	10 KCHZ-F	10 KCHZ-F	10 KCHZ-F	10 KCHZ-F	10 KCHZ-F	10 KCHZ-F

Wom 18-24	Wom 18-34	Wom 25-34	Wom 18-49	Wom 25-54	Men 18-24	Men 18-34	Men 25-34	Men 18-49	Men 25-54	12+ Overall
1 KQRC-F	1 KMYV-F	1 KMYV-F	1 KMYV-F	1 KQRC-F	1 KQRC-F	1 KQRC-F	1 KQRC-F	1 KQRC-F	1 KYY5-F	1 KQRC-F
2 KPRS-F	2 KPRS-F	2 KFTZ-F	2 KPRS-F	2 KMYV-F	2 KPRS-F	2 KMYV-F	2 WDAF-F	2 KYY5-F	2 KQRC-F	2 WDAF-F
3 KMYV-F	3 KQRC-F	3 KFTZ-F	3 KFTZ-F	3 KFTZ-F	3 KCFX-F	3 KPRS-F	3 KMYV-F	3 KFTZ-F	3 KFTZ-F	3 KFTZ-F
4 KQRC-F	4 KQRC-F	4 KQRC-F	4 KFTZ-F	4 KQRC-F	4 KMYV-F	4 WDAF-F	4 KYY5-F	4 KPRS-F	4 WDAF-F	4 KQRC-F
5 KCHZ-F	5 KUDL-F	5 KPRS-F	4 KTKT-F	5 KPRS-F	5 KTKT-F	5 KFTZ-F	5 KFTZ-F	5 WDAF-F	5 KFTZ-F	5 KFTZ-F
6 KUDL-F	6 KQRC-F	6 KQRC-F	6 KQRC-F	6 KQRC-F	6 KQRC-F	6 KQRC-F	6 KQRC-F	6 KQRC-F	6 KQRC-F	6 KQRC-F
7 KFTZ-F	7 KFTZ-F	7 KFTZ-F	7 KFTZ-F	7 KFTZ-F	7 KFTZ-F	7 KFTZ-F	7 KFTZ-F	7 KFTZ-F	7 KFTZ-F	7 KFTZ-F
8 KFTZ-F	8 KFTZ-F	8 KFTZ-F	8 KFTZ-F	8 KFTZ-F	8 KFTZ-F	8 KFTZ-F	8 KFTZ-F	8 KFTZ-F	8 KFTZ-F	8 KFTZ-F
9 KFTZ-F	9 KFTZ-F	9 KFTZ-F	9 KFTZ-F	9 KFTZ-F	9 KFTZ-F	9 KFTZ-F	9 KFTZ-F	9 KFTZ-F	9 KFTZ-F	9 KFTZ-F
10 KFTZ-F	10 KFTZ-F	10 KFTZ-F	10 KFTZ-F	10 KFTZ-F	10 KFTZ-F	10 KFTZ-F	10 KFTZ-F	10 KFTZ-F	10 KFTZ-F	10 KFTZ-F

Other Rated Stations	Metro Share	Cume Rating	TSA AQH Cume	Other Rated Stations--Outside Market	Metro Share	Cume Rating	TSA AQH Cume
1 KFTZ	0.1	19.2	Diary KC	1 KFTZ	0.1	19.2	Diary KC
2 KFTZ	0.1	14.9	Diary KC	2 KFTZ	0.1	14.9	Diary KC
3 KFTZ	0.1	14.8	Diary KC	3 KFTZ	0.1	14.8	Diary KC

KANSAS CITY

Consolidation Report	12+	25-54	Revenue
CBS/Infinity KBEQ-FM, KFKF-FM, KMXV-FM, KSRC-FM	21.5 %	23.8 %	28.3 %
Entercom KCIY-FM, KKGM-AM, KMBZ-AM, KQRC-FM, KUDL-FM, KXTR-FM, KYYS-FM, WDAF-AM	34.6 %	32.7 %	34.3 %
Local - 1 KFEZ-AM, KPHN-AM	2.2 %	0.5 %	1.1 %
Local - 2 KCTE-AM, WHB-AM	2.6 %	3.6 %	%
Susquehanna, pend. KCFX-FM, KCMO-AM, KCMO-FM	12.1 %	13.8 %	22.7 %
Syncom KCHZ-FM, KNRX-FM	7.1 %	6.9 %	1.7 %
	80.1 %	81.3 %	88.1 %

AM Stations

Station	Power	Format	Ownership	Notes
KCMO	710 10kw/5 kw (DA-2)	Talk	CBS, WW1, ABC	\$40.00 D&R Susquehanna, pend.
KFEZ	1340 1 kw	Standards	Jones	\$20.00 -- KPHN Kansas City, KS
KMBZ	980 5 kw (DA-N)	News/Talk	ABC, SBUSA, CBS	\$67.00 Sentry Entercom
KPRT	1590 1 kw/0.047 kw	Black Gospel	CNN, AURN	\$20.00 Eastman KPRS-F
WDAF	610 5 kw	Country/Full Service	ABC	\$89.00 D&R Entercom
WHB	810 50 kw/5 kw (DA-N)	Sports	1-On-1, Westwd	\$ NA -- KCTE

FM Stations

Station	Power	Format	Ownership	Notes
KBEQ	104.3 100 kw @ 987	Country	ABC	\$104.00 Eastman CBS/Infinity
KCFX	101.1 97 kw @ 994	Classic AOR	Westwd	\$147.00 Christal Susquehanna, pend. Harrisonville, MO
KCHZ	95.7 99 kw @ 984	CHR		\$ NA -- Syncom Ottawa, KS
KCIY	106.5 100 kw @ 981	Jazz		\$57.00 Allied Entercom Liberty
KCMO	94.9 100 kw @ 1057	Oldies		\$70.00 D&R Susquehanna, pend.
KFKF	94.1 100 kw @ 995	Country		\$140.00 Eastman CBS/Infinity
KMXV	93.3 100 kw @ 1056	CHR		\$71.00 Katz CBS/Infinity
KNRX	107.3 100 kw @ 1184	Black AC	ABC	\$35.00 -- Syncom Lexington, MO
KPRS	103.3 100 kw @ 995	Black	AURN, ABC, WW1	\$79.00 Interep KPRT
KQRC	98.9 100 kw @ 1057	AOR	ABC	\$77.00 Mc-Guild Entercom Leavenworth, KS
KSRC	102.1 100 kw @ 1000	AC		\$87.00 Katz CBS/Infinity
KUDL	98.1 100 kw @ 995	Soft AC	AP	\$70.00 D&R Entercom
KXTR	96.5 100 kw @ 984	Classical		\$51.00 Interep Entercom
KYYS	99.7 100 kw @ 1010	Classic AOR		\$67.00 D&R Entercom

Notes: * KPRS-F revenue level includes KPRT revenue; ^ KFEZ revenue level includes KPHN revenue . . . 5/00 KFEZ (1340) and KPHN (1190) sold to a new partnership including James Crystal (Jim Hilliard) (price NA) . . . 5/00 KFEZ changed from Standards to Contemp. Christian . . . 5/00 KCMO-AM and KCFX-F sold by Entercom to Susquehanna for \$113,000,000 (includes rights to KC Chiefs)

KNOXVILLE

Arbitron Rank: 69 **Pop (12+):** 567,800
MSA Rank: 81
MSA Pop: 666,000
DMA: 63
Average Persons Rating: 14.6
Market TSL In Hours: 19.75

Stations: 22 / 22
Diaries: 1,742 / 326 / 54.9%
Sample Target: 1,690
% Below Line: 0.0
% Not Listed: 14.2
Pop per Station: 25,809

Last Year's Revenue: \$26,600,000
Household Income: \$39,169
Total Retail Sales: \$9,286
#1 Billing: WIVK-FM \$10,000,000
#1 Billing Portfolio:
Citadel pend \$12,600,000

12+ Metro	Format	Winter 00 1/4 Share	Fall 99	Sum 99	Spg 99	Win 99	4-Book Avg.	12+ Metro Cume / Rtg.	Fall 99	Win 99	12+ TSA AQH / Cume	Revenue Level	
1 WIVK-FM	C	17.8 / 21.2	23.6	21.9	21.6	22.2	22.1	1972 / 34.7	42.7	36.4		I	WIVK-FM
2 WJXH-FM	AC	9.3 / 11.1	8.0	10.5	10.1	10.0	9.8	1160 / 20.4	17.5	19.2		I	WJXH-FM
2 WWST-FM	CHR	8.1 / 9.7	10.6	9.0	9.2	7.9	9.6	1332 / 23.8	24.8	20.3		C	WWST-FM
4 WMYU-FM	O	6.0 / 6.0	6.8	6.8	6.8	5.2	6.6	838 / 14.8	15.2	14.9		D	WMYU-FM
5 WIMZ-FM	AOR/CL	4.9 / 6.8	6.5	5.4	6.1	7.1	6.0	778 / 13.7	14.4	18.1		I	WIMZ-FM
6 WNOX-FM	NT	3.3 / 3.9	4.5	2.9	4.2	5.8	3.9	661 / 9.9	9.1	12.9		D*	WNOX-FM
7 WOKI-FM	CL AOR	3.2 / 3.8	2.1	4.3	3.2	4.0	3.4	650 / 11.4	9.8	12.8		C	WOKI-FM
8 WNI-FM	AOR-NR	3.1 / 3.7	4.0	4.5	4.4	4.0	4.1	659 / 9.7	11.7	10.5		A	WNI-FM
9 WQHB-FM	ST	2.2 / 2.6	1.6	2.5	1.5	2.3	2.1	162 / 2.8	2.1	2.9		A	WQHB-FM
9 WJHT-FM	REL	2.2 / 2.6	2.5	3.7	2.0	3.8	2.7	338 / 5.9	7.3	7.5		A	WJHT-FM
11 WQIX-FM	C	2.1 / 2.6	2.8	2.1	2.6	2.6	2.5	483 / 8.6	8.7	8.1		A	WQIX-FM
11 WSLA-FM	J	2.1 / 2.6	2.1	3.5	2.2	3.0	2.6	363 / 6.4	6.3	10.0		B	WSLA-FM
13 WNOX-FM	NT	1.9 / 2.3	2.6	1.4	2.5	2.3	2.2	438 / 7.7	7.1	7.4		C	WNOX-FM
14 WTXX-FM	CHR/AC	1.8 / 2.1	1.8	1.5	2.4	1.4	2.0	607 / 10.7	1.2	1.9		C	WTXX-FM
15 WKGN-FM	B	1.3 / 1.6	1.4	1.2	2.1	0.7	1.6	144 / 2.6	2.8	2.2		C	WKGN-FM
16 WAKH-FM	B/G	1.0 / 1.2						88 / 1.0				C	WAKH-FM

12+ FM Share (Metro) 87.22% (628 of 720) (Winter 99 87.54%)

Trns	18-34	18-49	25-49	25-54	35+	12+ AMD	12+ Mid	12+ PMD	12+ Evn	12+ Wnd
1 WIVK-FM >>	1 WIVK-FM	1 WIVK-FM >	1 WIVK-FM >	1 WIVK-FM >	1 WIVK-FM >>	1 WIVK-FM >>	1 WIVK-FM >	1 WIVK-FM >	1 WIVK-FM >	1 WIVK-FM >>
2 WNI-FM >	2 WWST-FM >	2 WJXH-FM >	2 WJXH-FM >	2 WJXH-FM >	2 WJXH-FM >	2 WJXH-FM >	2 WJXH-FM >	2 WWST-FM >	2 WWST-FM >	2 WWST-FM >
3 WIVK-FM >	3 WJXH-FM >	3 WWST-FM >	3 WIMZ-FM >	3 WIMZ-FM >	3 WMYU-FM >	3 WWST-FM >	3 WWST-FM >	3 WJXH-FM >	3 WJXH-FM >	3 WJXH-FM >
3 WJXH-FM >	4 WIMZ-FM >	4 WIMZ-FM >	4 WWST-FM >	4 WWST-FM >	4 WNI-FM >	4 WIMZ-FM >	4 WMYU-FM >	4 WMYU-FM >	4 WMYU-FM >	4 WMYU-FM >
	5 WNI-FM >	5 WOKI-FM >	5 WOKI-FM >	5 WMYU-FM >	5 WWST-FM >	5 WNI-FM >	5 WIMZ-FM >	5 WIMZ-FM >	5 WIMZ-FM >	5 WIMZ-FM >
	6 WOKI-FM >	6 WNI-FM >	6 WMYU-FM >	6 WOKI-FM >	6 WIMZ-FM >	6 WOKI-FM >	6 WOKI-FM >	6 WOKI-FM >	6 WOKI-FM >	6 WOKI-FM >
	7 WQHB-FM >	7 WQHB-FM >	7 WQHB-FM >	7 WQHB-FM >	7 WQHB-FM >	7 WQHB-FM >	7 WQHB-FM >	7 WQHB-FM >	7 WQHB-FM >	7 WQHB-FM >
	8 WJHT-FM >	8 WJHT-FM >	8 WJHT-FM >	8 WJHT-FM >	8 WJHT-FM >	8 WJHT-FM >	8 WJHT-FM >	8 WJHT-FM >	8 WJHT-FM >	8 WJHT-FM >
	9 WQIX-FM >	9 WQIX-FM >	9 WQIX-FM >	9 WQIX-FM >	9 WQIX-FM >	9 WQIX-FM >	9 WQIX-FM >	9 WQIX-FM >	9 WQIX-FM >	9 WQIX-FM >
	10 WSLA-FM >	10 WSLA-FM >	10 WSLA-FM >	10 WSLA-FM >	10 WSLA-FM >	10 WSLA-FM >	10 WSLA-FM >	10 WSLA-FM >	10 WSLA-FM >	10 WSLA-FM >
	11 WNOX-FM >	11 WNOX-FM >	11 WNOX-FM >	11 WNOX-FM >	11 WNOX-FM >	11 WNOX-FM >	11 WNOX-FM >	11 WNOX-FM >	11 WNOX-FM >	11 WNOX-FM >
	12 WTXX-FM >	12 WTXX-FM >	12 WTXX-FM >	12 WTXX-FM >	12 WTXX-FM >	12 WTXX-FM >	12 WTXX-FM >	12 WTXX-FM >	12 WTXX-FM >	12 WTXX-FM >
	13 WKGN-FM >	13 WKGN-FM >	13 WKGN-FM >	13 WKGN-FM >	13 WKGN-FM >	13 WKGN-FM >	13 WKGN-FM >	13 WKGN-FM >	13 WKGN-FM >	13 WKGN-FM >
	14 WAKH-FM >	14 WAKH-FM >	14 WAKH-FM >	14 WAKH-FM >	14 WAKH-FM >	14 WAKH-FM >	14 WAKH-FM >	14 WAKH-FM >	14 WAKH-FM >	14 WAKH-FM >

Wom 18-24	Wom 18-34	Wom 25-34	Wom 18-49	Wom 25-54	Men 18-24	Men 18-34	Men 25-34	Men 18-49	Men 25-54	12+ Overall
1 WIVK-FM >>	1 WJXH-FM >	1 WJXH-FM >	1 WJXH-FM >	1 WIVK-FM >	1 WNI-FM >	1 WIVK-FM >	1 WIVK-FM >	1 WIVK-FM >	1 WIVK-FM >	1 WIVK-FM >>
1 WJXH-FM >	2 WIVK-FM >	2 WIVK-FM >	2 WIVK-FM >	2 WJXH-FM >>	1 WWST-FM >	2 WNI-FM >	2 WIMZ-FM >	2 WWST-FM >	2 WWST-FM >	2 WWST-FM >
3 WIVK-FM >>	3 WWST-FM >>	3 WWST-FM >>	3 WWST-FM >>	3 WWST-FM >>	3 WIVK-FM >	3 WIMZ-FM >	3 WNI-FM >	3 WWST-FM >	3 WJXH-FM >	3 WJXH-FM >
4 WJXH-FM >	4 WTXX-FM >	4 WTXX-FM >	4 WMYU-FM >	4 WMYU-FM >>	4 WIMZ-FM >	4 WWST-FM >	4 WNI-FM >	4 WNI-FM >	4 WNI-FM >	4 WNI-FM >
	5 WQIX-FM >	5 WQIX-FM >	5 WQIX-FM >	5 WQIX-FM >	5 WQIX-FM >	5 WQIX-FM >	5 WQIX-FM >	5 WQIX-FM >	5 WQIX-FM >	5 WQIX-FM >
	6 WQHB-FM >	6 WQHB-FM >	6 WQHB-FM >	6 WQHB-FM >	6 WQHB-FM >	6 WQHB-FM >	6 WQHB-FM >	6 WQHB-FM >	6 WQHB-FM >	6 WQHB-FM >
	7 WJHT-FM >	7 WJHT-FM >	7 WJHT-FM >	7 WJHT-FM >	7 WJHT-FM >	7 WJHT-FM >	7 WJHT-FM >	7 WJHT-FM >	7 WJHT-FM >	7 WJHT-FM >
	8 WIMZ-FM >	8 WIMZ-FM >	8 WIMZ-FM >	8 WIMZ-FM >	8 WIMZ-FM >	8 WIMZ-FM >	8 WIMZ-FM >	8 WIMZ-FM >	8 WIMZ-FM >	8 WIMZ-FM >
	9 WNOX-FM >	9 WNOX-FM >	9 WNOX-FM >	9 WNOX-FM >	9 WNOX-FM >	9 WNOX-FM >	9 WNOX-FM >	9 WNOX-FM >	9 WNOX-FM >	9 WNOX-FM >
	10 WTXX-FM >	10 WTXX-FM >	10 WTXX-FM >	10 WTXX-FM >	10 WTXX-FM >	10 WTXX-FM >	10 WTXX-FM >	10 WTXX-FM >	10 WTXX-FM >	10 WTXX-FM >
	11 WKGN-FM >	11 WKGN-FM >	11 WKGN-FM >	11 WKGN-FM >	11 WKGN-FM >	11 WKGN-FM >	11 WKGN-FM >	11 WKGN-FM >	11 WKGN-FM >	11 WKGN-FM >
	12 WAKH-FM >	12 WAKH-FM >	12 WAKH-FM >	12 WAKH-FM >	12 WAKH-FM >	12 WAKH-FM >	12 WAKH-FM >	12 WAKH-FM >	12 WAKH-FM >	12 WAKH-FM >

Other Rated Stations	Metro Share	Cume Rating	TSA AQH Cume	Consolidation Report	12+	25-54	Revenue
WQIX-FM	C	10.5	Gallinburg				
WIMZ-FM	AOR/CL	12.4	Knoxville				
WJXH-FM	T	15.1	Knoxville				
WQHB-FM	T	10.3	Loudon				
WNI-FM	REL	6.2	Knoxville				
WAKH-FM	AOR/CL	10.3	Heintz				
				Citadel pend	29.9 %	30.4 %	42.8 %
				Journal Broadcast Group	26.8 %	17.3 %	17.1 %
				Local	8.1 %	8.2 %	1.3 %
				South Central	19.4 %	24.7 %	39.9 %
				Total	78.0 %	81.8 %	87.0 %

KNOXVILLE

AM Stations

WAHI	1580	5 kw (Days)	Black Gospel		\$ NA	--		
WKGN	1340	1 kw	Black	AURN	\$19.00	--		
WNOX	990	10 kw (DA-N)	News/Talk	ABC, BNN, Westwd	\$40.00	Katz	Citadel, pend.	
WOBB	1040	10 kw (Days)	Standards	CNN, ABC, WW1	\$ NA	Christal	Journal Bcst Gp	Powell

FM Stations

WIMZ	103.5	100 kw @ 1722	AOR/Classic AOR		\$67.00	Eastman	South Central	
WIVK	107.7	91 kw @ 2054	Country	ABC	\$170.00	Katz	Citadel, pend.	
WJBZ	96.3	2.9 kw @ 479	Gospel		<\$20.00	--		Seymour
WJXB	97.5	100 kw @ 1298	AC		\$74.00	Eastman	South Central	
WMYU	102.1	15.1 kw @ 1979	Oldies	Westwd, AP	<\$20.00	Eastman	Journal Bcst Gp	Sevierville
WNFZ	94.3	2.5 kw @ 515	AOR-New Rock		\$ NA	Eastman	WOKI-F/WXVO-F	Oak Ridge
WNOX	99.1	6 kw @ 325	News/Talk	ABC, Westwd		Katz	Citadel, pend.	Loudon
WOKI	100.3	100 kw @ 2000	Classic AOR	ABC, CBS	\$44.00	Katz	WNFZ-F/WOKI-F	Oak Ridge
WOIX	104.5	2.3 kw @ 528	Country		\$<20.00	--	Journal Bcst Gp	
WSMJ	98.7	8 kw @ 571	Jazz		\$ NA	Katz	Citadel, pend.	Oliver Springs
WTXM	95.7	3 kw @ 328	Hot AC	AP, ABC	\$ NA	Eastman	South Central	Maryville
WWST	93.1	2.4 kw @ 512	CHR	AP	\$24.00	Christal	Journal Bcst Gp	Karns

Notes: * WNOX revenue level includes WNOX-F revenue . . . WNFZ-F is LMA'd to South Central; WOKI-F is LMA'd to Dick (Citadel) . . . 5/00 WIVK-F, WNOX-AF and WSMJ-F sold by Dick to Citadel as part of a \$300,000,000 three-market transaction

FORMAT CODES

AC	- Adult Contemporary	J	- Jazz and New Adult Contemporary
AC-NR	- Modern AC	KIDS	- Children's
AOR	- Album Oriented Rock	N	- News
AOR-NR	- New Rock	O	- Oldies (50's & 60's)
AOR-P	- Progressive AOR	REL	- Religion, Christian
B	- Black (audience 75%+ Black)	REL-CC	- Contemporary Christian
B/AC	- Black Adult Contemporary	SAC	- Soft Adult Contemporary
B/G	- Black Gospel	SP	- Hispanic/Spanish
B/O	- Black Oldies	SP-C	- Hispanic Contemporary
BIZ	- Business News & Talk	SP-NT	- Hispanic News/Talk/Information
C	- Country	SP-R	- Hispanic-Regional
C/O	- Classic Country	SP-TP	- Hispanic-Tropical
CHR	- Contemporary Hit Radio, Top 40	SP-VA	- Hispanic Variety
CL	- Classical	SP-TJ	- Tejano
CL AOR	- Classic AOR, Classic Rock	SPRTS	- Sports
CL HITS	- Classic Hits/70's Oldies	ST	- Standards, Big Band, Nostalgia
E	- Ethnic (usually Foreign Lang.)	T	- Talk
EZ	- Easy Listening, Beautiful Music	U	- Urban (majority of audience is non-white)
FS	- Full Service	VA	- Variety
G	- Gospel	?	- Others or Unknown

REVENUE LEVEL CODES

A - Less than \$500,000	E - \$3,000,000 to \$3,999,999	I - \$10,000,000 to \$14,999,999
B - \$500,000 to \$999,999	F - \$4,000,000 to \$4,999,999	J - \$15,000,000 to \$19,999,999
C - \$1,000,000 to \$1,999,999	G - \$5,000,000 to \$6,999,999	K - \$20,000,000 to \$29,999,999
D - \$2,000,000 to \$2,999,999	H - \$7,000,000 to \$9,999,999	L - \$30,000,000+

LANSING

Arbitron Rank: 115 Pop (12+): 371,800
MSA Rank: 114
MSA Pop: 451,000
DMA: 100
Average Person Rating: 14.8
Market TSL in Hours: 18.75

Stations: 23 / 15
Diaries: 1,041 / 357 / 1 / 59.0%
Sample Target: PR0
% Below Line: 0.6
% Not Listed: 17.3
Pop per Station: 24,767

Last Year's Revenue: \$16,000,000
Household Income: \$46,100
Total Retail Sales: \$1,500,000
#1 Billing: WFLM-F 54.85% 000
#1 Billing Portfolio: Citadel \$14,650,000

12+ Metro	Format	Winter 00 1/4 Share	Fall 99	Sum 99	Spp 99	Win 99	4-Book Avg	12+ Metro Cume / Rtg.	Fall 99	Win 99	12+ TSA AQH / Cume	Revenue Level
1 WFLM-F	C	60 / 10.9	10.7	11.6	14.4	9.4	12.0	682 / 16.3	22.7	21.0		F WFLM-F
2 WJZZ-F	CHR	60 / 10.9	11.1	8.6	8.2	6.6	9.6	1107 / 26.1	39.2	23.1		C WJZZ-F
3 WJIM-F	O	48 / 8.9	9.4	8.6	7.8	7.4	8.7	731 / 18.1	23.1	20.5		D WJIM-F
4 WJMK-F	AC	48 / 8.9	9.4	10.1	8.9	9.6	9.2	736 / 18.1	21.1	20.9		F WJMK-F
5 WMAQ-F	CL AOR	38 / 6.9	7.3	7.0	7.6	6.6	7.3	648 / 14.8	17.7	16.7		D WMAQ-F
6 WJDU-F	AOR	33 / 6.0	5.1	7.4	6.9	6.6	6.2	601 / 16.3	16.0	15.4		C WJDU-F
7 WILT	ST	30 / 6.6	3.2	5.1	4.2	3.1	4.5	262 / 7.1	6.1	7.0		A WILT
8 WJIM	T	21 / 4.6	3.6	3.4	4.0	4.1	3.9	422 / 11.3	6.7	6.8		F WJIM
9 WQHH-F	R	22 / 4.0	4.2	3.4	2.7	4.1	3.1	401 / 10.1	9.1	10.1		F WQHH-F
10 WWDY-F	AOR-NR	20 / 3.8	4.5	5.0	4.2	4.2	4.2	644 / 17.3	16.1	11.2		A WWDY-F
11 WJF	ES	18 / 3.8	1.9	1.6	2.0	2.6	2.3	373 / 10.0	7.6	7.1		F WJF
12 WJIK-F	C	12 / 2.2	1.7	2.5	2.2	3.1	2.1	232 / 6.3	5.2	7.6		F WJIK-F

12+ FM Share (Metro) 80.22% (365 of 455) (Winter 99 82.50%)

Time	18-24	18-49	25-49	25-54	35+	12+ AHD	12+ Mid	12+ PMD	12+ Eve	12+ Weekend
1 WJZZ-F	1 WJZZ-F	1 WJZZ-F	1 WJZZ-F	1 WJZZ-F	1 WJZZ-F	1 WJZZ-F	1 WJZZ-F	1 WJZZ-F	1 WJZZ-F	1 WJZZ-F
2 WJIM-F	2 WJIM-F	2 WJIM-F	2 WJIM-F	2 WJIM-F	2 WJIM-F	2 WJIM-F	2 WJIM-F	2 WJIM-F	2 WJIM-F	2 WJIM-F
3 WJDU-F	3 WJDU-F	3 WJDU-F	3 WJDU-F	3 WJDU-F	3 WJDU-F	3 WJDU-F	3 WJDU-F	3 WJDU-F	3 WJDU-F	3 WJDU-F
4 WJZZ-F	4 WJZZ-F	4 WJZZ-F	4 WJZZ-F	4 WJZZ-F	4 WJZZ-F	4 WJZZ-F	4 WJZZ-F	4 WJZZ-F	4 WJZZ-F	4 WJZZ-F
5 WJIM-F	5 WJIM-F	5 WJIM-F	5 WJIM-F	5 WJIM-F	5 WJIM-F	5 WJIM-F	5 WJIM-F	5 WJIM-F	5 WJIM-F	5 WJIM-F
6 WJZZ-F	6 WJZZ-F	6 WJZZ-F	6 WJZZ-F	6 WJZZ-F	6 WJZZ-F	6 WJZZ-F	6 WJZZ-F	6 WJZZ-F	6 WJZZ-F	6 WJZZ-F
7 WJIM-F	7 WJIM-F	7 WJIM-F	7 WJIM-F	7 WJIM-F	7 WJIM-F	7 WJIM-F	7 WJIM-F	7 WJIM-F	7 WJIM-F	7 WJIM-F
8 WJZZ-F	8 WJZZ-F	8 WJZZ-F	8 WJZZ-F	8 WJZZ-F	8 WJZZ-F	8 WJZZ-F	8 WJZZ-F	8 WJZZ-F	8 WJZZ-F	8 WJZZ-F
9 WJIM-F	9 WJIM-F	9 WJIM-F	9 WJIM-F	9 WJIM-F	9 WJIM-F	9 WJIM-F	9 WJIM-F	9 WJIM-F	9 WJIM-F	9 WJIM-F
10 WJZZ-F	10 WJZZ-F	10 WJZZ-F	10 WJZZ-F	10 WJZZ-F	10 WJZZ-F	10 WJZZ-F	10 WJZZ-F	10 WJZZ-F	10 WJZZ-F	10 WJZZ-F
11 WJIM-F	11 WJIM-F	11 WJIM-F	11 WJIM-F	11 WJIM-F	11 WJIM-F	11 WJIM-F	11 WJIM-F	11 WJIM-F	11 WJIM-F	11 WJIM-F
12 WJZZ-F	12 WJZZ-F	12 WJZZ-F	12 WJZZ-F	12 WJZZ-F	12 WJZZ-F	12 WJZZ-F	12 WJZZ-F	12 WJZZ-F	12 WJZZ-F	12 WJZZ-F

Mon 18-24	Mon 18-24	Mon 25-34	Mon 18-49	Mon 25-34	Mon 18-24	Mon 18-24	Mon 25-34	Mon 18-49	Mon 25-34	12+ Revenue
1 WJZZ-F	1 WJZZ-F	1 WJZZ-F	1 WJZZ-F	1 WJZZ-F	1 WJZZ-F	1 WJZZ-F	1 WJZZ-F	1 WJZZ-F	1 WJZZ-F	1 WJZZ-F
2 WJIM-F	2 WJIM-F	2 WJIM-F	2 WJIM-F	2 WJIM-F	2 WJIM-F	2 WJIM-F	2 WJIM-F	2 WJIM-F	2 WJIM-F	2 WJIM-F
3 WJDU-F	3 WJDU-F	3 WJDU-F	3 WJDU-F	3 WJDU-F	3 WJDU-F	3 WJDU-F	3 WJDU-F	3 WJDU-F	3 WJDU-F	3 WJDU-F
4 WJZZ-F	4 WJZZ-F	4 WJZZ-F	4 WJZZ-F	4 WJZZ-F	4 WJZZ-F	4 WJZZ-F	4 WJZZ-F	4 WJZZ-F	4 WJZZ-F	4 WJZZ-F
5 WJIM-F	5 WJIM-F	5 WJIM-F	5 WJIM-F	5 WJIM-F	5 WJIM-F	5 WJIM-F	5 WJIM-F	5 WJIM-F	5 WJIM-F	5 WJIM-F
6 WJZZ-F	6 WJZZ-F	6 WJZZ-F	6 WJZZ-F	6 WJZZ-F	6 WJZZ-F	6 WJZZ-F	6 WJZZ-F	6 WJZZ-F	6 WJZZ-F	6 WJZZ-F
7 WJIM-F	7 WJIM-F	7 WJIM-F	7 WJIM-F	7 WJIM-F	7 WJIM-F	7 WJIM-F	7 WJIM-F	7 WJIM-F	7 WJIM-F	7 WJIM-F
8 WJZZ-F	8 WJZZ-F	8 WJZZ-F	8 WJZZ-F	8 WJZZ-F	8 WJZZ-F	8 WJZZ-F	8 WJZZ-F	8 WJZZ-F	8 WJZZ-F	8 WJZZ-F
9 WJIM-F	9 WJIM-F	9 WJIM-F	9 WJIM-F	9 WJIM-F	9 WJIM-F	9 WJIM-F	9 WJIM-F	9 WJIM-F	9 WJIM-F	9 WJIM-F
10 WJZZ-F	10 WJZZ-F	10 WJZZ-F	10 WJZZ-F	10 WJZZ-F	10 WJZZ-F	10 WJZZ-F	10 WJZZ-F	10 WJZZ-F	10 WJZZ-F	10 WJZZ-F
11 WJIM-F	11 WJIM-F	11 WJIM-F	11 WJIM-F	11 WJIM-F	11 WJIM-F	11 WJIM-F	11 WJIM-F	11 WJIM-F	11 WJIM-F	11 WJIM-F
12 WJZZ-F	12 WJZZ-F	12 WJZZ-F	12 WJZZ-F	12 WJZZ-F	12 WJZZ-F	12 WJZZ-F	12 WJZZ-F	12 WJZZ-F	12 WJZZ-F	12 WJZZ-F

Other Rated Stations	Share	Rating	12+ AQH Cume	Other Rated Stations--Outside Market	Share	Rating	12+ AQH Cume
WJZZ-F	10.9%	10.9	682	WJZZ-F	10.9%	10.9	682
WJIM-F	8.9%	8.9	731	WJIM-F	8.9%	8.9	731
WJDU-F	6.0%	6.0	601	WJDU-F	6.0%	6.0	601
WJZZ-F	6.6%	6.6	648	WJZZ-F	6.6%	6.6	648
WJIM-F	4.6%	4.6	422	WJIM-F	4.6%	4.6	422
WJZZ-F	4.0%	4.0	401	WJZZ-F	4.0%	4.0	401
WJIM-F	3.8%	3.8	373	WJIM-F	3.8%	3.8	373
WJZZ-F	2.2%	2.2	232	WJZZ-F	2.2%	2.2	232

LANSING

Consolidation Report	12+	25-54	Revenue
Citadel WFMK-FM, WTL-FM, WJIM-AM, WJIM-FM, WMMQ-FM, WVFN-AM	41.7 %	49.3 %	77.1 %
Rubber City Radio, pend. WJXQ-FM, WWDX-FM, WXIK-FM	11.8 %	9.3 %	12.9 %
	53.5 %	58.6 %	90.0 %

AM Stations

WILS	1320	5 kw/1 kw (DA-2)	Standards	ABC	\$ NA	D&R	MacDonald
WJIM	1240	1 kw	Talk	Westwd	<\$20.00	Eastman	Citadel

FM Stations

WFMK	99.1	28 kw @ 600	AC		\$75.00	Eastman	Citadel	
WHZZ	101.7	3.3 kw @ 289	CHR		<\$20.00	D&R	MacDonald	
WTL	100.7	26.5 kw @ 643	Country	ABC	\$84.00	Eastman	Citadel	
WJIM	97.5	45 kw @ 512	Oldies	ABC	\$41.00	Eastman	Citadel	
WJXQ	105.1	50 kw @ 489	AOR		\$50.00	Katz	Rubber City, pend.	Jackson
WMMQ	94.9	49 kw @ 500	Classic AOR	ABC	\$28.00	Eastman	Citadel	
WQHH	96.5	3 kw @ 328	Black		<\$20.00	Allied	WXLA	DeWitt
WWDX	92.1	4 kw @ 400	New Rock		<\$20.00	Katz	Rubber City, pend.	St. Johns
WXIK	94.1	40 kw @ 551	Country	ABC	\$25.00	Katz	Rubber City, pend.	Jackson

Notes: WJR - See Detroit . . . 5/00 WJXQ-F, WWDX-F and WXIK-F sold by 62nd Street to Rubber City Radio (WAKR, WONE-F, WQMX-F, Akron) for \$10,500,000

LAS VEGAS

Consolidation Report	12+	25-54	Revenue
CBS/Infinity KLUC-FM, KMXB-FM, KMZQ-FM, KSFN-AM, KXNT-AM, KXTE-FM	25.6 %	25.0 %	40.0 %
Centennial KJUL-FM, KKLZ-FM, KSTJ-FM	13.3 %	11.9 %	14.1 %
Clear Channel KFMS-FM, KOOL-FM, KSNE-FM, KWNR-FM	25.2 %	24.9 %	25.0 %
Lotus KBAD-AM, KENO-AM, KOMP-FM, KXPT-FM	9.4 %	12.7 %	10.0 %
	73.5 %	74.5 %	89.1 %

AM Stations

Station	Power	Frequency	Format	Advertiser	Agency	Station	Market
KSFN	1140	10 kw/2.5 kw (DA-N)	Oldies	\$ NA	Eastman	CBS/Infinity	N. Las Vegas
KXNT	840	50 kw/25 kw (DA-2)	Talk	ABC, CBS	\$27.00 Eastman	CBS/Infinity	N. Las Vegas

FM Stations

Station	Power	Frequency	Format	Advertiser	Agency	Station	Market
KFMS	101.9	100 kw @ 1180	CHR	\$55.00	Katz	Clear Channel	
KISF	103.5	100 kw @ 1158	Hispanic		--	Hispanic	
KJUL	104.3	24.5 kw @ 3727	Standards	Westwd	\$ 48.00 Allied	Centennial	N. Las Vegas
KKLZ	96.3	100 kw @ 1176	Classic AOR		\$60.00 Sentry	Centennial	
KLUC	98.5	100 kw @ 1180	CHR		\$67.00 Eastman	CBS/Infinity	
KMXB	94.1	100 kw @ 1210	AC/CHR		\$44.00 Eastman	CBS/Infinity	Henderson
KMZQ	100.5	100 kw @ 1104	AC		\$80.00 Eastman	CBS/Infinity	Henderson
KOMP	92.3	100 kw @ 1520	AOR		\$62.00 Christal	Lotus	
KOOL	93.1	24 kw @ 3743	Oldies	\$ 24.00	Katz	Clear Channel	
KSNE	106.5	100 kw @ 1155	Soft AC		\$92.00 Katz	Clear Channel	
KSTJ	105.5	3.7 kw @ 1588	AC/CHR		\$38.00 Allied	Centennial	Boulder City
KVBC	105.1	50 kw @ 36	Hispanic Contemp.	\$ NA	Caballero	Entravision	
KWNR	95.5	100 kw @ 1160	Country	\$88.00	D&R	Clear Channel	Henderson
KXPT	97.1	100 kw @ 1919	Classic Hits	\$40.00	Christal	Lotus	
KXTE	107.5	25 kw @ 3678	AOR-New Rock	\$50.00	Eastman	CBS/Infinity	Pahrump

Notes:

LITTLE ROCK

Arbitron Rank: 83 **Pop (12+):** 464,300
MSA Rank: 94
MSA Pop: 557,000
DMA: 57
Average Persons Rating: 14.5
Market TSL in Hours: 19.25

Stations: 31 / 31
Diaries: 1,533/ 303:1/ 52.1%
Sample Target: 1,550
% Below Line: 0.4
% Not Listed: 12.3
Pop per Station: 123,352

Last Year's Revenue: \$21,200,000
Household Income: \$44,784
Total Retail Sales: \$6.3 Bil.
#1 Biller: KSSN-F \$3,800,000
#1 Billing Portfolio
Clear Channel \$9,765,000

12+ Metro	Format	Winter 00 1/4 Share	Fall 99	Sum 99	Spq 99	Win 99	4-Book Avg.	12+ Metro Cume / Rtg.	Fall 99	Win 99	12+ TSA AQH / Cume	Revenue Level
1	KMJX-F	74 / 11.0	7.7	7.2	7.3	10.2	8.3	862 / 18.6	17.3	16.5		E KMJX-F
2	KSSN-F	65 / 9.7	9.8	9.2	12.6	12.9	10.3	895 / 19.3	20.8	21.4		E KSSN-F
3	KIPR-F	49 / 7.3	8.7	9.1	10.0	7.1	8.8	638 / 13.7	13.8	14.7		D KIPR-F
4	KARN-AF	48 / 7.1	7.3	6.6	6.8	6.6	7.0	709 / 15.3	14.4	11.8		D KARN-AF
5	KOAR-F	40 / 5.9	4.6	5.9	6.2	4.4	5.7	664 / 14.3	16.4	12.7		A KOAR-F
6	KKPT-F	35 / 5.2	6.8	6.0	4.4	5.0	5.6	692 / 14.9	16.0	13.2		C KKPT-F
7	KOLL-F	30 / 4.5	4.6	3.6	5.3	3.9	4.5	564 / 12.1	12.3	12.2		B KOLL-F
8	KURB-F	29 / 4.3	4.5	4.7	4.6	6.5	4.5	614 / 13.2	13.6	14.8		D KURB-F
9	KLEC-F	26 / 3.9	4.2	3.8	2.7	1.4	3.6	442 / 9.5	8.7	4.0		KLEC-F
9	KVLO-F	26 / 3.9	3.1	2.7	3.6	3.2	3.3	395 / 8.5	7.2	7.7		B KVLO-F
11	KYFX-F	25 / 3.7	4.8	3.3	3.0	3.0	3.7	367 / 7.9	9.6	7.3		A KYFX-F
12	KSYG-F	24 / 3.6	4.3	3.0	4.4	3.6	3.8	519 / 11.2	11.6	9.5		C KSYG-F
13	KOKY-F	22 / 3.3	3.1	3.6	2.6	3.5	3.1	300 / 6.5	7.7	7.4		A KOKY-F
14	KDRE-F	18 / 2.7	2.6	2.7	2.1	1.7	2.5	285 / 6.1	4.8	5.2		A KDRE-F
15	KLAL-F	16 / 2.4	2.6	4.1	2.7	3.5	2.9	494 / 10.6	11.8	12.2		B KLAL-F
15	KDDK-F	16 / 2.4	1.7	3.2	3.6	3.5	2.7	426 / 9.2	7.2	8.4		B KDDK-F
17	KHTE-F	15 / 2.2	2.8	3.6	3.3	3.3	3.0	407 / 8.8	9.6	9.6		A KHTE-F

12+ FM Share (Metro): 88.08% (532 of 604) (Winter 99: 88.20%)

Teens	18-34	18-49	25-49	25-54	35+	12+ AMD	12+ Mid	12+ PMD	12+ Eve	12+ Wknd
1 KIPR-F	1 KMJX-F	1 KMJX-F >	1 KMJX-F >	1 KMJX-F	1 KSSN-F <	1 KMJX-F >	1 KSSN-F <	1 KSSN-F <	1 KIPR-F >	1 KSSN-F <
1 KOAR-F >>	2 KIPR-F	2 KSSN-F	2 KSSN-F >	2 KSSN-F >	2 KARN-AF <	2 KSSN-F	2 KMJX-F	2 KMJX-F	2 KOAR-F >	2 KIPR-F
3 KHTE-F >>	3 KOAR-F <	3 KIPR-F	3 KKPT-F	3 KKPT-F <	3 KMJX-F	3 KARN-AF	3 KARN-AF	3 KARN-AF	3 KMJX-F	3 KOAR-F
	4 KLEC-F	4 KKPT-F	4 KIPR-F <	4 KOLL-F <	4 KOLL-F	4 KIPR-F	4 KKPT-F	4 KIPR-F <	4 KSSN-F	4 KMJX-F
	5 KSSN-F <	5 KOAR-F <	5 KURB-F	5 KURB-F	5 KVLO-F	5 KKPT-F <	5 KURB-F <	5 KOAR-F <	5 KYFX-F	5 KOKY-F <
	6 KKPT-F	6 KURB-F <	6 KYFX-F	5 KIPR-F <	6 KKPT-F	6 KURB-F	6 KOLL-F	6 KOLL-F	6 KLEC-F	6 KOLL-F <
	7 KURB-F	7 KLEC-F	6 KOAR-F	7 KARN-AF <	7 KSYG-F <	6 KOLL-F	7 KVLO-F	6 KKPT-F	6 KVLO-F	7 KARN-AF
		8 KYFX-F	8 KVLO-F	8 KYFX-F <	8 KORE-F	8 KOAR-F <	7 KOAR-F <	8 KURB-F <	6 KARN-AF	8 KLEC-F <
			8 KARN-AF	9 KVLO-F	8 KOKY-F	9 KYFX-F	9 KSYG-F	9 KLEC-F	6 KKPT-F	9 KKPT-F
			8 KOLL-F	9 KOAR-F <		10 KVLO-F	9 KIPR-F	9 KOLL-F <		10 KYFX-F <
			8 KOKY-F <							

Wom 18-24	Wom 18-34	Wom 25-34	Wom 18-49	Wom 25-54	Men 18-24	Men 18-34	Men 25-34	Men 18-49	Men 25-54	12+ Ovrnlte
1 KIPR-F >	1 KIPR-F	1 KOAR-F	1 KSSN-F <	1 KSSN-F	1 KMJX-F >	1 KMJX-F >>	1 KMJX-F >>	1 KMJX-F >>	1 KMJX-F >>	1 KARN-AF
2 KOAR-F >	2 KOAR-F	2 KIPR-F	2 KIPR-F	2 KMJX-F <	2 KLEC-F	2 KLEC-F	2 KSSN-F	2 KKPT-F <	2 KSSN-F	2 KIPR-F <
3 KLEC-F	3 KMJX-F	3 KMJX-F	2 KMJX-F	3 KURB-F	2 KKPT-F	3 KIPR-F	3 KLEC-F >	3 KSSN-F	3 KARN-AF <	3 KSSN-F
3 KHTE-F	4 KURB-F	3 KURB-F	4 KURB-F <	4 KYFX-F	4 KIPR-F >>	4 KSSN-F	4 KOAR-F	4 KIPR-F <	4 KKPT-F	4 KOAR-F >
3 KLAL-F	5 KLAL-F	5 KLAL-F	5 KOAR-F	4 KOLL-F	5 KLAL-F >>	4 KKPT-F >	4 KIPR-F	5 KARN-AF	5 KSYG-F	5 KYFX-F
3 KMJX-F	6 KLEC-F	6 KLEC-F	6 KYFX-F	6 KVLO-F		6 KOAR-F >	4 KKPT-F >	5 KLEC-F	6 KOLL-F	6 KOKY-F
3 KURB-F >	7 KSSN-F	6 KYFX-F	7 KKPT-F	6 KIPR-F				7 KSYG-F	6 KIPR-F	
		8 KKPT-F	8 KLAL-F	6 KOAR-F				8 KOAR-F	8 KLEC-F	
		8 KSSN-F >	8 KVLO-F	9 KKPT-F				8 KOKY-F		
				10 KOKY-F				8 KOLL-F		

Other Rated Stations					Other Rated Stations--Outside Market						
Station	REL	Pop	City	Metro Share	Cume Rating	Station	REL	Pop	City	Metro Share	Cume Rating
KAAAY	REL	1090	Little Rock	0.9	1.7	KVRE-F	ST	92.9	Hot Springs Village	0.4	0.9
KCDI-F	C	93.3	Bryant	0.4	0.9						
KGHT	REL	880	Sheridan	1.2	3.2						
KITA	B/G	1440	Little Rock	0.9	3.1						
KJBN	REL	1050	Little Rock	0.4	0.9						
KLH	B/G	1250	Little Rock	0.7	2.3						
KLRC	B/G	1150	Little Rock	0.9	2.8						
KOUS-F	C	97.5	Hot Springs	0.6	1.6						
KWIR-F	REL-CC	96.9	Maumelle	0.4	2.2						

LITTLE ROCK

Consolidation Report	12+	25-54	Revenue
Citadel KAAY-AM, KARN-AF, KIPR-FM, KLAL-FM, KLIH-AM, KOKY-FM, KURB-FM, KVLO-FM	29.9 %	28.6 %	38.1 %
Clear Channel KDDK-FM, KMJX-FM, KOLL-FM, KQAR-FM, KSSN-FM	33.5 %	38.7 %	46.1 %
Flinn KDRE-FM, KWLR-FM	3.1 %	2.0 %	2.8 %
Kaleidoscope KHTE-FM, KLEC-FM	6.1 %	4.5 %	1.0 %
Signal KKPT-FM, KSYG-FM	5.2 %	6.0 %	10.6 %
	77.9 %	79.8 %	98.6 %

AM Stations

Station	Freq	Power	Class	Format	Network	Revenue	Company	Market
KARN	920	5 kw	DA-N	News/Talk	ABC, Westwd	\$40.00	Mc-Guild	Citadel

FM Stations

Station	Freq	Power	Class	Format	Network	Revenue	Company	Market
KARN	102.5	3 kw @ 328		Simul. KARN				Cabot
KDDK	106.7	16 kw @ 866		Country		\$42.00	Clr Chnl	Clear Channel Jacksonville
KDRE	101.1	6 kw @ 328		Standards	Jones	<20.00	---	Flinn N. Little Rock
KHTE	106.3	50 kw @ 492		CHR		\$ NA	---	KLEC-F Lonoke
KIPR	92.3	100 kw @ 938		Black	ABC	\$42.00	Banner	Citadel Pine Bluff
KKPT	94.1	100 kw @ 1602		Classic AOR		\$30.00	D&R	Signal
KLAL	107.7	50 kw @ 492		CHR		\$ NA	Mc-Guild	Citadel Wrightsville
KLEC	96.5	10.6 kw @ 495		AOR-New Rock		\$ NA	---	KHTE-F England
KMJX	105.1	81 kw @ 1054		Classic AOR	ABC	\$52.00	Clr Chnl	Clear Channel Conway
KOKY	102.1	4.1 kw @ 387		Black AC		<20.00	Mc-Guild	Citadel Sherwood
KOLL	94.9	100 kw @ 1844		Oldies	Westwd	\$30.00	Clr Chnl	Clear Channel Maumelle
KQAR	100.3	44.2 kw @ 1369		CHR		\$ NA	Clr Chnl	Clear Channel Jacksonville
KSSN	95.7	100 kw @ 1664		Country		\$80.00	Clr Chnl	Clear Channel
KSYG	103.7	100 kw @ 1663		Talk/Sports	Westwd, CNN	<20.00	D&R	Signal
KURB	98.5	100 kw @ 1285		AC/CHR		\$71.00	Mc-Guild	Citadel
KVLO	102.9	50 kw @ 492		Soft AC		<20.00	D&R	Citadel Sheridan
KYFX	99.5	3 kw @ 312		Black AC	CNN, ABC	\$21.00	Allied	

Notes: 5/00 KHTE-F and KLEC-F swapped facilities: KHTE-F moved from 106.3 to 96.5; KLEC-F, from 96.5 to 106.3

LOS ANGELES

Arbitron Rank: 2 **Pop (12+):** 10,347,700
MSA Rank: 2
MSA Pop: 12,900,000
DMA: 2
Average Persons Rating: 16.5
Market TSL in Hours: 22.00

Stations: 50 / 48
Diaries: 7,541/ 1354:1/ 48.3%
Sample Target: 7,440
% Below Line: 0.9
% Not Listed: 10.7
Pop per Station: 215.577

Last Year's Revenue: \$655,000,000
Household Income: \$48,239
Total Retail Sales: \$97.7 Bil.
#1 Biller: KIIS-F \$39,100,000
#1 Billing Portfolio
 CBS/Infinity \$217,600,000

12+ Metro	Format	Winter 00 1/4 Share	Fall 99	Sum 99	Spg 99	Win 99	4-Book Avg.	12+ Metro Cume / Rtg.	Fall 99	Win 99	12+ TSA AQH / Cume	Revenue Level		
1	KSCA-F	SP-R	1046 / 6.1	6.8	6.0	6.2	6.0	6.3	10064 / 9.7	10.4	10.6		K	KSCA-F
2	KIIS-F	CHR	946 / 5.5	5.0	4.8	4.7	4.3	5.0	19546 / 18.9	18.0	16.2		L	KIIS-F
3	KLVE-F	SP	872 / 5.1	4.9	5.9	5.9	5.4	5.4	12369 / 12.0	10.9	11.1		L	KLVE-F
4	KROQ-F	AOR-NR	734 / 4.3	3.9	4.0	3.7	3.7	4.0	12708 / 12.3	12.5	13.3		L	KROQ-F
5	KPWR-F	U/CHR	724 / 4.2	3.8	3.9	4.0	4.3	4.0	14777 / 14.3	13.6	14.5		K	KPWR-F
6	KOST-F	AC	665 / 3.9	3.6	3.0	3.5	3.0	3.5	12951 / 12.5	12.4	10.2		L	KOST-F
7	KFI	T	600 / 3.5	3.2	3.5	3.3	3.6	3.4	9114 / 8.8	8.1	9.3		L	KFI
8	KRTH-F	O	571 / 3.3	3.0	2.6	2.9	3.2	2.9	12102 / 11.7	10.8	11.7		L	KRTH-F
9	KBUE-F	SP	543 / 3.2	3.2	3.3	2.7	2.1	3.1	6950 / 6.7	6.4	5.6		F	KBUE-F
10	KTWW-F	J	532 / 3.1	3.2	3.3	2.9	3.5	3.1	8447 / 8.2	8.2	8.3		L	KTWW-F
11	KKBT-F	B	452 / 2.6	2.4	3.3	3.0	3.8	2.8	10270 / 9.9	8.7	10.7		L	KKBT-F
12	KBIG-F	AC	450 / 2.6	3.0	2.3	2.1	2.5	2.5	9383 / 9.1	10.2	8.3		K	KBIG-F
13	KYSR-F	AC/CHR	440 / 2.6	2.8	2.9	3.2	3.0	2.9	11800 / 11.4	11.5	12.0		K	KYSR-F
14	KLAX-F	SP-R	425 / 2.5	2.1	2.8	3.0	3.3	2.6	7257 / 7.0	6.4	8.8		I	KLAX-F
15	KCMG-F	B/O	398 / 2.3	2.5	2.4	2.5	2.8	2.4	8630 / 8.3	8.3	9.0		J	KCMG-F
16	KNX	N	386 / 2.3	2.3	2.4	2.0	2.5	2.3	9406 / 9.1	9.9	10.5		K	KNX
17	KLOS-F	AOR	382 / 2.2	2.3	2.1	2.4	2.1	2.3	7626 / 7.4	7.4	7.2		K	KLOS-F
18	KFWB	N	351 / 2.1	1.9	1.7	1.9	1.9	1.9	9090 / 8.8	8.5	8.3		K	KFWB
19	KZLA-F	C	343 / 2.0	2.1	2.1	2.2	2.1	2.1	6238 / 6.0	5.4	5.7		J	KZLA-F
19	KCBS-F	CL AOR	343 / 2.0	2.3	2.5	2.5	2.6	2.3	8004 / 7.7	8.4	9.5		K	KCBS-F
21	KLAC	ST	340 / 2.0	1.7	1.6	1.7	2.3	1.7	5420 / 5.2	4.8	5.9		F	KLAC
22	KABC	T	332 / 1.9	2.0	2.4	2.3	2.4	2.2	5780 / 5.6	5.8	6.4		I	KABC
23	KLSX-F	T	329 / 1.9	2.1	2.2	2.2	1.9	2.1	5585 / 5.4	6.0	5.6		L*	KLSX-F
24	KJLH-F	B/AC	280 / 1.6	1.4	1.6	1.2	1.0	1.5	4005 / 3.9	3.2	3.2		D	KJLH-F
25	KSSE-F	SP-C	262 / 1.5	1.9	2.4	1.8	1.8	1.9	5576 / 5.4	5.3	5.0		G	KSSE-F
26	KTNQ	SP-NT	247 / 1.4	1.4	1.3	1.9	1.6	1.5	3113 / 3.0	2.9	3.3		H	KTNQ
27	KKGO-F	CL	241 / 1.4	1.7	1.4	2.0	2.1	1.6	5285 / 5.1	5.2	6.3		H	KKGO-F

12+ FM Share (Metro): 78.85% (12041 of 15271) (Winter 99: 78.36%)

Teens	18-34	18-49	25-49	25-54	35+	12+ AMD	12+ Mid	12+ PMD	12+ Eve	12+ Wknd
1 KIIS-F	1 KSCA-F	1 KSCA-F	1 KSCA-F	1 KSCA-F	1 KFI	1 KSCA-F >	1 KSCA-F	1 KIIS-F	1 KIIS-F	1 KIIS-F <
2 KPWR-F >	2 KROQ-F <	2 KLVE-F <	2 KLVE-F <	2 KLVE-F <	2 KLVE-F	2 KIIS-F <	2 KFI	2 KPWR-F	2 KROQ-F <	2 KSCA-F <
3 KROQ-F >	3 KPWR-F <	3 KIIS-F <	3 KIIS-F <	3 KIIS-F <	2 KSCA-F <	3 KLVE-F <	2 KLVE-F	3 KROQ-F <	3 KPWR-F <	3 KLVE-F
4 KKBT-F >	4 KIIS-F	4 KROQ-F	4 KROQ-F <	4 KOST-F <	4 KTWW-F <	4 KROQ-F	4 KOST-F	4 KSCA-F <	4 KLVE-F <	4 KPWR-F <
	5 KLVE-F	5 KPWR-F <	5 KOST-F	5 KROQ-F	5 KRTH-F <	5 KPWR-F	4 KIIS-F <	5 KLVE-F <	5 KOST-F	5 KROQ-F
	6 KKBT-F <	6 KOST-F <	6 KLOS-F <	5 KRTH-F <	6 KOST-F	5 KFI <	6 KRTH-F	6 KOST-F	6 KKBT-F	6 KBUE-F
	7 KBUE-F	7 KBUE-F	7 KBUE-F	7 KTWW-F <	7 KNX <	7 KLSX-F <	7 KTWW-F <	7 KRTH-F	7 KBUE-F	7 KKBT-F <
	8 KYSR-F <	8 KYSR-F <	7 KRTH-F <	8 KLOS-F <	8 KLAC <	8 KNX <	8 KROQ-F <	8 KTWW-F <	8 KABC	8 KOST-F <
	9 KOST-F <	9 KLOS-F	9 KTWW-F <	9 KBIG-F <	9 KFWB	9 KFWB	9 KBIG-F <	9 KYSR-F	8 KCMG-F <	9 KTWW-F <
	10 KLAX-F <	9 KRTH-F <	10 KBIG-F <	10 KBUE-F	9 KABC	9 KOST-F	10 KBUE-F <	9 KBUE-F <	10 KTWW-F	10 KLAX-F
									10 KNX <	10 KRTH-F

Wom 18-24	Wom 18-34	Wom 25-34	Wom 18-49	Wom 25-54	Men 18-24	Men 18-34	Men 25-34	Men 18-49	Men 25-54	12+ Ovmitte
1 KIIS-F >	1 KIIS-F <	1 KSCA-F	1 KLVE-F <	1 KLVE-F	1 KPWR-F >	1 KSCA-F	1 KSCA-F >	1 KSCA-F >	1 KSCA-F >	1 KSCA-F
2 KPWR-F	2 KLVE-F	1 KLVE-F	2 KIIS-F	2 KSCA-F	2 KROQ-F <	2 KPWR-F <	2 KROQ-F	2 KROQ-F	2 KLOS-F <	2 KNX
3 KLVE-F	3 KSCA-F	3 KIIS-F	3 KSCA-F	3 KOST-F <	3 KSCA-F	3 KROQ-F	3 KLSX-F <	3 KPWR-F	3 KROQ-F <	3 KLVE-F <
4 KROQ-F	4 KROQ-F <	4 KBIG-F <	4 KOST-F	4 KIIS-F	4 KBUE-F	4 KIIS-F	4 KBUE-F	4 KBUE-F <	4 KLSX-F	4 KFI <
5 KYSR-F <	5 KYSR-F <	5 KYSR-F	5 KBIG-F <	5 KTWW-F <	5 KIIS-F <	5 KKBT-F	5 KPWR-F <	5 KLOS-F <	5 KLVE-F <	5 KOST-F <
6 KSCA-F <	6 KBIG-F <	6 KOST-F <	6 KYSR-F <	6 KBIG-F	6 KKBT-F >	6 KIIS-F <	6 KKBT-F	6 KLSX-F <	6 KBUE-F	6 KABC <
7 KOST-F <	7 KPWR-F <	7 KROQ-F	7 KROQ-F	7 KRTH-F	7 KLVE-F	7 KLSX-F	7 KLAX-F <	7 KIIS-F	6 KCBS-F <	7 KFWB
8 KKBT-F	8 KOST-F	8 KKBT-F <	8 KTWW-F <	8 KYSR-F	8 KYSR-F <	8 KLVE-F <	8 KLVE-F <	7 KLVE-F	8 KRTH-F	
9 KSSE-F <	9 KKBT-F	9 KJLH-F <	9 KRTH-F <	9 KROQ-F <	9 KLAX-F	9 KLAX-F	9 KRS-F <	9 KCBS-F <	9 KIIS-F	
10 KBIG-F	10 KSSE-F <	10 KLAX-F <	10 KPWR-F <	10 KFI	10 KSSE-F <	10 KLOS-F	10 KLOS-F	10 KKBT-F <	10 KTWW-F	
				10 KCMG-F <					10 KPWR-F <	

LOS ANGELES

Other Rated Stations				Metro Share	Cume Rating	TSA AQH Cume	Consolidation Report	12+	25-54	Revenue
KACD-F	AOR-P	103.1	Santa Monica	0.7	2.3		ABC	4.5 %	5.3 %	6.6 %
KBLA	SP-NT	1580	Santa Monica	0.5	1.3		KABC-AM, KDIS-AM, KLOS-FM			
KDIS	KIDS	710	Los Angeles	0.4	2.4		CBS/Infinity	19.6 %	20.4 %	33.2 %
KFSG-F	REL	96.3	Los Angeles	0.4	1.3		KCBS-FM, KFWB-AM, KLSX-FM, KNX-AM, KRLA-AM, KROQ-FM, KRTH-FM, KTWW-FM			
KGIL-AA	ST	1260	Beverly Hills	0.6	1.6		Clear Channel	22.9 %	21.2 %	30.0 %
KHJ	SP-R	930	Los Angeles	1.3	2.9		KBET-AM, KBIG-FM, KCMG-FM, KFI-AM, KIIS-FM, KLAC-AM, KOST-FM, KXTA-AM, KYSR-FM			
KIEV	T	870	Glendale	0.5	1.1		Entravision, pend.	2.2 %	2.5 %	1.2 %
KIKF-F	C	94.3	Garden Grove	0.3	0.9		KACD-FM, KBCD-FM, KSSE-FM			
KKLA-F	REL	99.5	Los Angeles	0.5	1.6		Hispanic	13.9 %	16.6 %	9.6 %
KLYY-F	SP-C	107.1	Arcadia	1.0	3.4		KLVE-FM, KRCD-FM, KRCV-FM, KSCA-FM, KTNO-AM			
KRCD-F	SP-VA	103.9	Inglewood	1.3	2.9		Lieberman	5.2 %	5.2 %	1.3 %
KRLA	T	1110	Pasadena	0.6	1.9		KBUA-FM, KBUE-FM, KHJ-AM, KWIZ-FM			
KWIZ-F	SP-C	106.3	Santa Ana	0.4	1.3		Salem, pend.	0.9 %	1.2 %	%
KWKW	SP-NT	1330	Los Angeles	0.7	1.3		KEZY-AM, KKLA-FM, KLTX-AM, KXMX-FM			
KWVE-F	REL	107.9	San Clemente	0.6	2.0					
KXMX-F	AC/CHR	95.9	Anaheim	0.4	2.0					
KXTA	SPRTS	1150	Los Angeles	0.5	1.7					
								69.2 %	72.4 %	81.9 %

Other Rated Stations--Outside Market				Metro Share	Cume Rating	TSA AQH Cume
KFRG-F	C	95.1	San Bernardino	0.3	1.5	
XTRA	SPRTS	690	Tijuana, MX	0.6	2.1	

AM Stations

Station	Power	Frequency	Format	Advertiser	Agency	Product
KABC	790	5 kw (DA-N)	Talk	ABC	\$400.00	ABC
KFI	640	50 kw	Talk		\$410.00	Christal
KFWB	980	5 kw	News	CNN, ABC, AP	\$310.00	CBS
KLAC	570	5 kw (DA-N)	Standards	AMFM	\$59.00	Sentry
KNX	1070	50 kw	News	CBS	\$310.00	CBS
KTNO	1020	50 kw (DA-2)	Hisp.-News Talk	Caracol	\$130.00	Katz Hisp.
KXTA	1150	50 kw/44 kw (DA-2)	Sports	ESPN	\$ NA	Katz

FM Stations

Station	Power	Frequency	Format	Advertiser	Agency	Product
KBIG	104.3	105 kw @ 2890	AC	AMFM	\$400.00	Sentry
KBUA	94.3	3 kw @ 85	Simul. KBUE-F			
KBUE	105.5	1.35 kw @ 407	Hispanic-Regional		\$85.00	---
KCBS	93.1	28.5 kw @ 3498	Classic AOR	CBS	\$375.00	CBS
KCMG	100.3	5.3 kw @ 3004	Urban Oldies	AMFM	\$ NA	Eastman
KIIS	102.7	8 kw @ 2960	CHR		\$490.00	Katz
KJLH	102.3	2.25 kw @ 338	Black AC		\$70.00	Mc-Guild
KKBT	92.3	43 kw @ 2910	Black	AMFM	\$440.00	Eastman
KKGO	105.1	18 kw @ 2887	Classical	AP	\$185.00	Mc-Guild
KLAX	97.9	26 kw @ 682	Hispanic-Regional		\$305.00	Caballero
KLOS	95.5	63 kw @ 3130	AOR	ABC	\$420.00	ABC
KLSX	97.1	21 kw @ 3002	Talk		\$270.00	Allied
KLVE	107.5	29.5 kw @ 2998	Hispanic-AC		\$350.00	Katz Hisp.
KOST	103.5	12.5 kw @ 3100	AC		\$400.00	Christal
KPYR	105.9	25 kw @ 3035	Urban/CHR		\$400.00	D&R
KROQ	106.7	5.6 kw @ 1387	New Rock		\$475.00	Infinity
KRTH	101.1	51.3 kw @ 3130	Oldies		\$545.00	CBS
KSCA	101.9	4.8 kw @ 2831	Hispanic-Regional		\$190.00	Katz Hisp.
KSSE	97.5	72 kw @ 1827	Hispanic Contemp.		\$ NA	Caballero
KTWW	94.7	58 kw @ 2831	Jazz	Westwd	\$415.00	CBS
KYSR	98.7	75 kw @ 1160	AC/CHR	AMFM	\$390.00	Eastman
KZLA	93.9	18.5 kw @ 3135	Country		\$260.00	Sentry

Notes: * KLSX-F revenue level includes KRLA revenue . . . To the best of our knowledge, KBUA-F and KBUE-F still simulcast . . . 2/00 KACE-F changed calls to KRCD-F; KRTO-F changed calls to KRCV-F; remain Hispanic Oldies . . . 4/00 KGXL (1650; Costa Mesa) sold by ML Wilson to Chagal for \$30,000,000

LOUISVILLE

Arbitron Rank: 53 Pop (12+): 865,400
 MSA Rank: 60
 MSA Pop: 1,000,000
 DMA: 48
 Average Persons Rating: 14.1
 Market TSL in Hours: 19.00

Stations: 29 / 27
 Diaries: 1,576/ 549:1/ 55.2%
 Sample Target: 1,520
 % Below Line: 1.2
 % Not Listed: 10.7
 Pop per Station: 32,052

Last Year's Revenue: \$46,900,000
 Household Income: \$44,430
 Total Retail Sales: \$10.4 Bil.
 #1 Biller: WHAS \$9,500,000
 #1 Billing Portfolio
 Clear Channel \$22,055,000

12+ Metro	Format	Winter 00 1/4 Share	Fall 99	Sum 99	Spq 99	Win 99	4-Book Avg.	12+ Metro Cume / Rtg.	Fall 99	Win 99	12+ TSA AQH / Cume	Revenue Level	
1	WHAS	171 / 14.0	10.0	11.8	11.7	11.9	11.9	2328 / 26.9	24.9	26.6		H	WHAS
2	WAMZ-F	140 / 11.4	11.5	14.5	12.0	11.8	12.4	1951 / 22.5	24.2	21.9		H	WAMZ-F
3	WDJX-F	120 / 9.8	10.1	7.3	8.8	6.6	9.0	2169 / 25.1	27.4	20.3		F	WDJX-F
4	WVEZ-F	65 / 5.3	5.4	7.7	7.2	7.6	6.4	1051 / 12.1	15.1	15.5		G	WVEZ-F
5	WTFX-F	60 / 4.9	5.2	4.5	3.6	4.1	4.6	1186 / 13.7	12.8	11.5		C	WTFX-F
5	WGZB-F	60 / 4.9	6.6	4.9	5.2	3.8	5.4	984 / 11.4	12.4	11.4		D*	WGZB-F
7	WSFR-F	56 / 4.6	6.3	4.7	3.5	3.7	4.8	1240 / 14.3	16.0	12.7		D	WSFR-F
8	WQMF-F	49 / 4.0	4.2	3.8	3.9	3.1	4.0	1088 / 12.6	11.2	10.2		D	WQMF-F
9	WRKA-F	48 / 3.9	4.7	5.2	4.6	4.7	4.6	1035 / 12.0	13.4	13.7		E	WRKA-F
10	WBLO-F	43 / 3.5	2.5	2.9	2.5	2.2	2.9	837 / 9.7	6.9	7.0		A	WBLO-F
11	WULV-F	32 / 2.6	2.0	2.2	2.8	5.1	2.4	520 / 6.0	6.7	11.8			WULV-F
12	WMJM-F	28 / 2.3	1.5	2.3	2.1	2.4	2.0	470 / 5.4	6.2	4.7			WMJM-F
13	WMHX-F	27 / 2.2	2.2	1.6	1.7	1.7	1.9	576 / 6.7	7.2	5.0		A	WMHX-F
14	WKJK	23 / 1.9	2.8	2.9	3.7	2.9	2.8	286 / 3.3	5.7	4.8		A	WKJK
15	WZTR-F	22 / 1.8	2.9	1.6	2.9	2.4	2.3	895 / 10.3	10.1	7.4			WZTR-F
16	WLRS-F	18 / 1.5	0.9	1.0	0.8	1.4	1.0	404 / 4.7	2.9	2.9		C	WLRS-F
16	WYBL-F	18 / 1.5	0.6				1.6	473 / 5.5	3.3				WYBL-F
18	WLKY	17 / 1.4	1.4	1.3	1.2	1.7	1.3	459 / 5.3	5.7	6.5		A	WLKY
19	WMPF-F	15 / 1.2	0.5	0.4	0.5	0.6	0.6	139 / 1.6	1.4	1.4			WMPF-F
20	WWKY	14 / 1.1	0.9	0.9	0.9	1.5	1.0	390 / 4.5	4.9	6.1		B	WWKY

12+ FM Share (Metro): 76.03% (831 of 1093) (Winter 99: 76.31%)

Teens	18-34	18-49	25-49	25-54	35+	12+ AMD	12+ Mid	12+ PMD	12+ Eve	12+ Wknd
1 WDJX-F >>>	1 WDJX-F	1 WDJX-F <	1 WAMZ-F	1 WAMZ-F	1 WHAS >	1 WHAS >	1 WHAS <	1 WAMZ-F <	1 WHAS <	1 WHAS
2 WBLO-F	2 WTFX-F	2 WAMZ-F >	2 WDJX-F	2 WHAS	2 WAMZ-F >>	2 WAMZ-F	2 WAMZ-F >	2 WDJX-F <	2 WDJX-F >	2 WDJX-F <
3 WGZB-F	3 WAMZ-F	3 WHAS	3 WHAS	3 WDJX-F	3 WVEZ-F	3 WDJX-F	3 WDJX-F	3 WHAS >	3 WAMZ-F	3 WAMZ-F >>
4 WTFX-F >	4 WBLO-F <	4 WTFX-F <	4 WSFR-F <	4 WVEZ-F	4 WRKA-F	4 WSFR-F <	4 WVEZ-F	4 WBLO-F <	4 WGZB-F <	4 WGZB-F
5 WAMZ-F	5 WGZB-F	5 WSFR-F <	5 WQMF-F <	4 WSFR-F <	5 WSFR-F <	5 WTFX-F	5 WQMF-F <	5 WVEZ-F <	5 WBLO-F <	5 WBLO-F <
	5 WSFR-F	6 WQMF-F <	6 WTFX-F <	6 WQMF-F	6 WDJX-F	6 WGZB-F <	6 WTFX-F	6 WGZB-F <	6 WTFX-F <	6 WBLO-F <
	7 WQMF-F	7 WGZB-F <	7 WVEZ-F	7 WTFX-F <	6 WQMF-F	7 WVEZ-F	6 WRKA-F <	7 WSFR-F <	7 WVEZ-F	7 WTFX-F <
	8 WVEZ-F <	8 WVEZ-F >	8 WGZB-F	8 WGZB-F <	8 WGZB-F	8 WQMF-F	8 WSFR-F	8 WTFX-F <	8 WSFR-F >	8 WRKA-F
	9 WHAS	9 WBLO-F	9 WRKA-F	9 WRKA-F >	9 WKJK	9 WRKA-F	9 WRKA-F	9 WRKA-F <	9 WSFR-F	9 WSFR-F <
		9 WRKA-F			9 WULV-F			10 WKJK <	10 WQMF-F	10 WQMF-F

Wom 18-24	Wom 18-34	Wom 25-34	Wom 18-49	Wom 25-54	Men 18-24	Men 18-34	Men 25-34	Men 18-49	Men 25-54	12+ Ovrnite
1 WDJX-F >>	1 WDJX-F >	1 WDJX-F >	1 WDJX-F	1 WAMZ-F	1 WTFX-F	1 WTFX-F >	1 WTFX-F >	1 WHAS <	1 WHAS	1 WHAS
2 WAMZ-F	2 WAMZ-F >	2 WAMZ-F	2 WAMZ-F	2 WDJX-F	2 WBLO-F	2 WDJX-F >	2 WDJX-F >	2 WTFX-F <	2 WAMZ-F	2 WDJX-F
2 WBLO-F >	3 WGZB-F <	3 WVEZ-F	3 WVEZ-F	3 WVEZ-F	3 WDJX-F	3 WAMZ-F <	3 WAMZ-F	3 WAMZ-F	3 WTFX-F <	3 WAMZ-F >>
4 WGZB-F >	4 WBLO-F	4 WGZB-F	4 WGZB-F >	4 WGZB-F	4 WAMZ-F	4 WBLO-F	3 WQMF-F	4 WSFR-F <	4 WSFR-F <	4 WSFR-F
5 WTFX-F	4 WVEZ-F	4 WSFR-F	5 WSFR-F <	4 WHAS	5 WLRS-F	4 WSFR-F	3 WSFR-F	5 WDJX-F	5 WQMF-F	5 WGZB-F
5 WLRS-F >	6 WSFR-F	6 WMHX-F	6 WHAS	6 WRKA-F	5 WGZB-F	6 WGZB-F	6 WHAS	5 WQMF-F >	6 WDJX-F >	
	7 WTFX-F	6 WQMF-F	7 WMHX-F	7 WULV-F	5 WSFR-F >>	6 WQMF-F	7 WMJM-F	7 WGZB-F	7 WRKA-F	
	8 WMHX-F	8 WYBL-F	7 WULV-F	7 WSFR-F			7 WBLO-F	8 WBLO-F	8 WVEZ-F <	
	8 WQMF-F	8 WTFX-F	7 WRKA-F	9 WMHX-F <			7 WGZB-F >			
			7 WQMF-F							

Other Rated Stations				Metro Share	Cume Rating	TSA AQH Cume	Other Rated Stations--Outside Market				Metro Share	Cume Rating	TSA AQH Cume
WAVG	C/O	1450	Jeffersonville, IN	0.5	2.0	WASE-F	O	103.5	Radcliff, KY	0.7	1.8		
WFIA	REL	900	Louisville	0.4	2.2	WINN-F	O	106.1	North Vernon, IN	0.6	0.9		
WLLV	B/G	1240	Louisville	0.6	1.6								
WLOU	B/G	1350	Louisville	0.9	2.2								
WLSY-F	REL	94.7	New Albany, IN	0.4	0.9								
WTHQ-F	C/O	101.7	Shelbyville, KY	0.8	1.7								
WTMT	SPRTS	620	Louisville	0.7	2.6								

LOUISVILLE

Consolidation Report	12+	25-54	Revenue
Blue Chip	21.5 %	20.2 %	18.0 %
WDJX-FM, WFIA-AM, WGZB-FM, WLRS-FM, WMJM-FM, WULV-FM			
Clear Channel	40.6 %	39.5 %	49.2 %
WAMZ-FM, WHAS-AM, WKJK-AM, WQMF-FM, WTFX-FM, WWKY-AM, WYBL-FM, WZTR-FM			
Cox Radio	16.0 %	21.0 %	24.9 %
WMHX-FM, WRKA-FM, WSFR-FM, WVEZ-FM			
	78.1 %	80.7 %	92.1 %

AM Stations

Station	Freq	Power	Service	Ad Rate	Daypart	Channel	Notes
WHAS	840	50 kw	Full Service	ABC \$132.00	Cir Chnl	Clear Channel	
WKJK	1080	10 kw/1 kw (DA-2)	Standards	Westwd. ABC \$ NA	Cir Chnl	Clear Channel	
WLKY	970	5 kw (DA-2)	News	AP, CBS \$ NA	Katz	Hearst-Argyle	
WWKY	790	5 kw/1 kw (DA-2)	Talk	CBS, Westwd, ESPN \$<20.00	Cir Chnl	Clear Channel	Louisville

FM Stations

Station	Freq	Power	Service	Ad Rate	Daypart	Channel	Notes
WAMZ	97.5	100 kw @ 673	Country	\$155.00	Cir Chnl	Clear Channel	
WBLO	104.3	3kw @ 328	Black	\$ NA	Mc-Guild	LMA to Blue Chip	Charlestown, IN
WDJX	99.7	24 kw @ 715	CHR	\$60.00	Eastman	Blue Chip	
WGZB	96.5	3 kw @ 328	Black	ABC \$45.00	D&R	Blue Chip	Corydon, IN
WLRS	105.1	0.74 kw @ 551	New Rock		Eastman	Blue Chip	Shepherdsville
WMHX	103.9	1.35 kw @ 490	AC/CHR	\$25.00	Christal	Cox Radio	
WMJM	101.3	1.9 kw @ 415	Black Oldies	ABC \$<20.00	D&R	Blue Chip	Jeffersontown
WMPI	105.3	2.2 kw @ 512	Country	ABC	Regional		Scottsburg, IN
WQMF	95.7	28.5 kw @ 643	Classic AOR	\$60.00	Cir Chnl	Clear Channel	Jeffersonville, IN
WRKA	103.1	6 kw @ 312	Oldies	\$60.00	Christal	Cox Radio	
WSFR	107.7	31 kw @ 568	Classic Hits	\$31.00	Christal	Cox Radio	Corydon, IN
WTFX	100.5	37.4 kw @ 554	AOR	Source \$55.00	Cir Chnl	Clear Channel	
WULV	102.3	4.3 kw @ 285	Soft AC	\$30.00	Eastman	Blue Chip	
WVEZ	106.9	24.5 kw @ 670	Soft AC	\$68.00	Christal	Cox Radio	
WYBL	93.1	2.15 kw @ 387	Country	\$ NA	Cir Chnl	Clear Channel	Clarksville, IN
WZTR	98.9	50 kw @ 492	Modern AC	\$ NA	Cir Chnl	Clear Channel	Salem, IN

Notes: * WGZB-F revenue level includes WMJM-F revenue

MADISON

Arbitron Rank: 120 Pop (12+): 347,700	Stations: 23 / 20	Last Year's Revenue: \$24,000,000
MSA Rank: 123	Diaries: 1,383/ 251:1/ 59.8%	Household Income: \$56,007
MSA Pop: 409,000	Sample Target: 1,300	Total Retail Sales: \$5.6 Bil.
DMA: 84	% Below Line: 2.1	#1 Biller: WZEE-F \$3,400,000
Average Persons Rating: 13.9	% Not Listed: 18.7	#1 Billing Portfolio
Market TSL In Hours: 18.25	Pop per Station: 17,385	Clear Channel \$10,610,000

12+ Metro	Format	Winter 00 1/4 Share	Fall 99	Sum 99	Spg 99	Win 99	4-Book Avg.	12+ Metro Cume / Rtg.	Fall 99	Win 99	12+ TSA AQH / Cume	Revenue Level	
1	WMGN-F	AC	52 / 10.8	9.0	8.5	8.6	7.5	9.2	742 / 21.4	19.0	18.0	E	WMGN-F
2	WZEE-F	CHR	51 / 10.6	10.1	10.7	11.8	8.9	10.8	1089 / 31.3	28.8	26.1	E	WZEE-F
3	WIBA	FS/T	36 / 7.5	7.7	7.7	5.9	7.9	7.2	621 / 17.9	17.7	20.1	D	WIBA
4	WOLX-F	O	31 / 6.4	5.8	6.9	7.5	5.9	6.7	721 / 20.7	20.2	17.6	D	WOLX-F
5	WWQM-F	C	25 / 5.2	6.0	5.0	6.3	7.5	5.6	416 / 12.0	12.5	13.4	D	WWQM-F
6	WMMM-F	AOR-P	23 / 4.8	4.5	3.8	3.5	4.6	4.1	414 / 11.9	12.9	12.1	B	WMMM-F
6	WIBA-F	AOR	23 / 4.8	4.5	5.8	5.9	5.1	5.2	527 / 15.2	15.8	16.9	E	WIBA-F
8	WJJO-F	AOR	22 / 4.6	6.0	6.4	8.0	6.5	6.2	516 / 14.8	14.8	16.0	C	WJJO-F
9	WMAD-F	AOR-NR	21 / 4.4	4.7	6.4	4.1	4.6	4.9	589 / 16.9	16.4	16.2	C	WMAD-F
10	WMLI-F	SAC	17 / 3.5	3.4	3.4	3.3	3.4	3.4	397 / 11.4	10.7	8.7	A	WMLI-F
11	WYZM-F	C	15 / 3.1	2.4	2.2	2.4	2.6	2.5	293 / 8.4	7.1	7.2	B	WYZM-F
11	WTDY	T	15 / 3.1	3.2	3.6	2.7	4.4	3.2	232 / 6.7	7.3	9.0	C*	WTDY
13	WIBU	ST	13 / 2.7	1.9	1.2	1.0	1.6	1.7	122 / 3.5	3.5	3.3		WIBU

12+ FM Share (Metro): 77.30% (303 of 392) (Winter 99: 72.10%)

Teens	18-34	18-49	25-49	25-54	35+	12+ AMD	12+ Mid	12+ PMD	12+ Eve	12+ Wknd
1 WZEE-F >>>	1 WZEE-F	1 WMGN-F	1 WMGN-F	1 WMGN-F	1 WMGN-F <	1 WIBA <	1 WMGN-F >	1 WZEE-F	1 WZEE-F >	1 WZEE-F <
2 WMAD-F >>	2 WMGN-F <	2 WZEE-F >	2 WZEE-F >	2 WZEE-F >	2 WIBA	2 WZEE-F <	2 WZEE-F	2 WMGN-F >	2 WMAD-F <	2 WMGN-F
3 WJJO-F	3 WJJO-F	3 WMMM-F <	3 WMMM-F	3 WMMM-F <	3 WOLX-F >	3 WMGN-F >	3 WOLX-F <	3 WOLX-F	3 WMGN-F	3 WIBA
3 WKPO-F >>	4 WMAD-F <	4 WIBA-F <	4 WIBA-F	4 WOLX-F <	4 WZEE-F	4 WOLX-F	4 WIBA <	4 WMMM-F <	4 WIBA <	4 WOLX-F
	5 WIBA-F <	5 WJJO-F	5 WOLX-F <	5 WIBA-F	5 WWQM-F	5 WJJO-F <	5 WMMM-F <	5 WIBA-F <	5 WMMM-F	5 WWQM-F
	6 WMMM-F	6 WMAD-F	6 WWQM-F	6 WIBA <	6 WIBU	6 WIBA-F	6 WWQM-F <	6 WMAD-F <	6 WIBA-F	6 WMAD-F
	7 WWQM-F	6 WOLX-F	6 WJJO-F <	7 WWQM-F	6 WTDY <	6 WWQM-F <	7 WIBA-F	7 WWQM-F	6 WOLX-F	7 WJJO-F
	8 WMLI-F	6 WWQM-F	8 WIBA	8 WJJO-F	8 WMMM-F <	8 WTDY	8 WMLI-F	8 WJJO-F <	8 WWQM-F	7 WMMM-F
		9 WIBA <	9 WYZM-F	9 WMAD-F	9 WMLI-F	9 WMAD-F <	9 WJJO-F <	9 WIBA	8 WJJO-F	8 WJJO-F
			9 WMAD-F	9 WYZM-F		10 WMMM-F >	10 WTDY	10 WYZM-F <	10 WMLI-F	

Wom 18-24	Wom 18-34	Wom 25-34	Wom 18-49	Wom 25-54	Men 18-24	Men 18-34	Men 25-34	Men 18-49	Men 25-54	12+ Ovrnite
1 WZEE-F >>>	1 WZEE-F >	1 WZEE-F	1 WZEE-F <	1 WMGN-F >	1 WJJO-F	1 WJJO-F	1 WIBA-F	1 WIBA-F	1 WIBA-F	1 WZEE-F >
2 WWQM-F	2 WMGN-F >	1 WMGN-F >	2 WMGN-F >>	2 WZEE-F >>	2 WMAD-F	2 WIBA-F	2 WJJO-F >	2 WJJO-F <	2 WMGN-F	2 WOLX-F
2 WMAD-F >	3 WMMM-F	3 WMMM-F >	3 WMMM-F	3 WMMM-F	3 WMGN-F	3 WMAD-F >	3 WMMM-F	3 WMGN-F	3 WMMM-F	2 WIBA >
4 WMLI-F	3 WWQM-F	4 WWQM-F >	3 WWQM-F	4 WOLX-F	4 WIBA-F >	4 WMMM-F	3 WZEE-F	4 WMMM-F <	3 WIBA	4 WWQM-F
4 WJJO-F >>	5 WMAD-F		5 WOLX-F	5 WWQM-F	5 WOLX-F	4 WZEE-F	3 WTSO	5 WMAD-F	3 WJJO-F <	4 WTDY
	6 WMLI-F		6 WMLI-F	6 WMLI-F	5 WZEE-F >	4 WMGN-F	3 WMAD-F	6 WZEE-F	6 WOLX-F	4 WMGN-F
			7 WMAD-F >	7 WIBA		7 WOLX-F	7 WHIT >	7 WIBA	7 WZEE-F	
						7 WTSO		7 WOLX-F	8 WYZM-F	
								9 WWQM-F	8 WHIT	
									8 WMAD-F	
									8 WWQM-F	

Other Rated Stations					Other Rated Stations--Outside Market						
			Metro Share	Cume Rating	TSA AQH Cume				Metro Share	Cume Rating	TSA AQH Cume
WHIT	SPRTS	1550	Madison	1.9	2.5	WGN	FS/T	720	Chicago	0.8	1.3
WKPO-F	CHR/B	105.9	Evansville	1.0	4.2	WJVL-F	C	99.9	Janesville, WI	0.8	2.3
WSJY-F	SAC	107.3	Ft. Atkinson	1.9	5.5	WTMJ	FS	620	Milwaukee	0.4	1.6
WTDA	T	1480	Madison	0.4	2.6						
WTLX-F	T	100.5	Columbus	1.0	2.5						
WTSO	SPRTS	1070	Madison	1.7	5.8						

MADISON

Consolidation Report	12+	25-54	Revenue
Clear Channel	32.5 %	30.7 %	44.2 %
WIBA-AM, WIBA-FM, WMAD-FM, WMLI-FM, WTSO-AM, WZEE-FM			
Entercom, pend.	14.3 %	17.2 %	18.7 %
WMMM-FM, WOLX-FM, WYZM-FM			
Mid-West Family	26.0 %	29.4 %	35.5 %
WHIT-AM, WJJO-FM, WMGN-FM, WTDA-AM, WTDY-AM, WWQM-FM			
	72.7 %	77.3 %	98.4 %

AM Stations

Station	Freq	Power	Service	Network	Revenue	Owner	Parent	Market
WIBA	1310	5 kw/5.4 kw (DA-N)	Full Service/Talk	CBS	\$39.00	Katz	Clear Channel	
WIBU	1240	1 kw	Standards	Jones, AP	\$ NA	--		Poynette
WTDY	1670	10 kw/1 kw	Talk	ABC, Westwd	\$24.00	Mc-Guild	Mid-West Family	

FM Stations

Station	Freq	Power	Service	Revenue	Owner	Parent	Market
WIBA	101.5	12 kw @ 1017	AOR	\$64.00	Katz	Clear Channel	
WJJO	94.1	50 kw @ 492	AOR	\$31.00	Mc-Guild	Mid-West Family	Watertown
WMAD	92.1	1.8 kw @ 400	AOR-New Rock	\$ 24.00	Katz	Clear Channel	Sun Prairie
WMGN	98.1	38 kw @ 581	AC	\$53.00	Mc-Guild	Mid-West Family	
WMLI	96.3	5 kw @ 672	Soft AC	\$<20.00	Katz	Clear Channel	Sauk City
WMMM	105.5	2 kw @ 573	Progressive AOR	\$<20.00	Mc-Guild	Entercom, pend.	Verona
WOLX	94.9	37 kw @ 1299	Oldies	\$ 50.00	Mc-Guild	Entercom, pend.	Baraboo
WWQM	106.3	4.5 kw @ 380	Country	\$52.00	Mc-Guild	Mid-West Family	Middleton
WYZM	105.1	6 kw @ 243	Country	\$<20.00	--	Entercom, pend.	Waunakee
WZEE	104.1	12 kw @ 1004	CHR	\$53.00	Katz	Clear Channel	

Notes: * WTDY revenue level includes WTDA . . . 5/00 WMMM-F, WOLX-F and WYZM-F sold by Woodward to Entercom for \$14,600,000 (Blackburn)

MEMPHIS

Arbitron Rank: 46 Pop (12+): 961,900
 MSA Rank: 53
 MSA Pop: 1,100,000
 DMA: 43
 Average Persons Rating: 15.3
 Market TSL In Hours: 20.25

Stations: 28 / 27
 Diaries: 1,545 / 623:1/ 50.7%
 Sample Target: 1,490
 % Below Line: 0.5
 % Not Listed: 10.1
 Pop per Station: 35,626

Last Year's Revenue: \$50,400,000
 Household Income: \$42,021
 Total Retail Sales: \$12.3 Bil.
 #1 Biller: WMC-F \$7,500,000
 #1 Billing Portfolio
 Clear Channel \$19,710,000

12+ Metro	Format	Winter 00 1/4 Share	Fall 99	Sum 99	Spq 99	Win 99	4-Book Avg.	12+ Metro Cume / Rtg.	Fall 99	Win 99	12+ TSA AQH / Cume	Revenue Level	
1	WDIA	B	115 / 7.8	6.6	8.4	7.2	6.2	7.5	1230 / 12.8	12.2	13.3	E	WDIA
2	WHRK-F	B	107 / 7.3	8.3	6.5	8.8	7.9	7.7	1843 / 19.2	19.4	20.3	G	WHRK-F
3	WEGR-F	AOR	100 / 6.8	6.3	5.8	6.5	4.8	6.4	1256 / 13.1	15.0	12.9	F	WEGR-F
4	WRBO-F	B/O	93 / 6.3	6.5	5.5	5.3	6.1	5.9	1445 / 15.0	15.1	14.5	B	WRBO-F
5	WGKX-F	C	91 / 6.2	6.5	6.8	5.9	4.6	6.3	1424 / 14.8	14.9	14.2	F	WGKX-F
6	KXHT-F	B	87 / 5.9	6.9	5.3	6.1	5.9	6.1	1351 / 14.0	15.4	13.9		KXHT-F
7	WRVR-F	AC	86 / 5.9	6.5	5.0	6.6	5.4	6.0	1315 / 13.7	13.6	15.1	H	WRVR-F
8	KJMS-F	B/AC	76 / 5.2	4.9	5.2	5.6	6.6	5.2	1292 / 13.4	13.0	14.5	F	KJMS-F
9	WMC-F	CHR/AC	73 / 5.0	6.2	5.1	5.0	5.5	5.3	1375 / 14.3	15.6	15.0	H	WMC-F
10	WKSL-F	CHR	66 / 4.5	3.6	3.9	3.5	2.9	3.9	1230 / 12.8	11.3	10.5		WKSL-F
11	WLOK	B/G	52 / 3.5	5.6	4.5	5.1	5.6	4.7	849 / 8.8	10.7	10.9	C	WLOK
12	WOGY-F	C	51 / 3.5	2.8	3.0	3.5	4.0	3.2	1059 / 11.0	9.6	11.8	D	WOGY-F
13	WREC	T	43 / 2.9	2.3	3.0	3.3	3.0	2.9	681 / 7.1	6.1	8.6	C	WREC
14	WSRR-F	CL HITS	42 / 2.9	2.1	3.5	3.0	4.3	2.9	905 / 9.4	8.5	12.5	E	WSRR-F
15	WOTO-F	O	41 / 2.8	3.5	3.1	3.1	2.3	3.1	681 / 7.1	6.7	7.4	B	WOTO-F
16	WMFS-F	AOR	35 / 2.4	2.1	2.9	2.3	2.0	2.4	602 / 6.3	6.4	6.6	A	WMFS-F
16	KWAM	B/G	35 / 2.4	1.9	2.8	2.1	1.9	2.3	550 / 5.7	6.3	6.7	A	KWAM
18	WMC	N/T	22 / 1.5	1.1	0.9	1.3	1.3	1.2	470 / 4.9	4.7	5.4	C	WMC
19	WPLX	ST	21 / 1.4	0.7	1.5	1.3	1.1	1.2	147 / 1.5	1.5	2.6		WPLX
20	WHBQ	SPRTS	17 / 1.2	1.2	0.8	0.8	1.1	1.0	477 / 5.0	4.2	3.9		WHBQ
21	WCRV	REL	15 / 1.0	0.7	1.7	1.3	2.4	1.2	281 / 2.9	2.7	5.2		WCRV

12+ FM Share (Metro): 73.86% (975 of 1320) (Winter 99: 72.56%)

Teens	18-34	18-49	25-49	25-54	35+	12+ AMD	12+ Mid	12+ PMD	12+ Eve	12+ Wknd				
1	WHRK-F	1	WEGR-F	1	WEGR-F	1	WDIA >	1	WRVR-F <	1	WHRK-F <	1	WDIA >	
2	KXHT-F >	1	KXHT-F	2	WRBO-F <	2	WRBO-F	2	WDIA <	2	WRVR-F	2	WEGR-F	
3	WKSL-F >>	3	WEGR-F	3	WMC-F <	3	WDIA <	3	WRBO-F <	3	WRBO-F <	3	WRBO-F <	
4	WMFS-F	4	WMC-F <	4	WHRK-F <	4	WRVR-F <	4	WGKX-F	4	WMC-F <	4	WRBO-F <	
		5	KJMS-F <	5	WRVR-F <	5	WMC-F	5	WEGR-F	5	WHRK-F <	5	WDIA	
		6	WKSL-F	6	WDIA <	6	KJMS-F	6	WGKX-F <	6	WLOK <	6	WMC-F <	
		7	WRBO-F	7	KXHT-F <	7	WHRK-F	7	WREC <	7	WRVR-F	7	WHRK-F <	
		8	WGKX-F	8	WRVR-F	7	WGKX-F	8	WOTO-F	8	WHRK-F	8	WREC <	
		9	WMFS-F	9	WGKX-F	9	KXHT-F <	9	KJMS-F <	9	WRBO-F <	9	KJMS-F <	
		10	WKSL-F	10	WSRR-F <	10	WSRR-F	10	WMC-F <	10	WLOK	10	KXHT-F <	
													10	WOGY-F <

Wom 18-24	Wom 18-34	Wom 25-34	Wom 18-49	Wom 25-54	Men 18-24	Men 18-34	Men 25-34	Men 18-49	Men 25-54	12+ Ovrnite					
1	WHRK-F	1	WHRK-F	1	KJMS-F	1	WMC-F <	1	WDIA	1	WHRK-F				
1	KXHT-F >	1	KXHT-F <	1	WMC-F	2	WDIA <	2	WRVR-F	2	KXHT-F				
3	WMC-F	3	WMC-F <	3	KXHT-F <	3	WRVR-F	3	WRBO-F	3	WRBO-F				
4	KJMS-F	4	KJMS-F	4	WHRK-F	3	WRBO-F <	3	WMC-F	3	WEGR-F				
4	WKSL-F	5	WKSL-F	5	WEGR-F	5	KJMS-F	5	WKSL-F	5	WRBO-F				
6	WRBO-F >>	6	WRBO-F	5	WKSL-F	6	WHRK-F	6	WHRK-F	6	WMFS-F				
		6	KWAM <	7	KWAM	7	KXHT-F	6	WOGY-F <	6	WMC-F				
		8	WEGR-F	8	WRVR-F	7	WKSL-F	8	WSRR-F	8	WSRR-F				
		9	WRBO-F >	9	WOGY-F	8	WKSL-F	8	WSRR-F	8	WSRR-F				
													8	KXHT-F	
														10	WGKX-F

Other Rated Stations	Metro Share	Cume Rating	TSA AQH Cume	Other Rated Stations--Outside Market	Metro Share	Cume Rating	TSA AQH Cume
KHLS-F	C	96.3	Blytheville, AR	KIYS-F	CHR	101.9	Jonesboro, AR
KSUD-F	REL-CC	94.7	Turrell, AR				
WBBP	B/G	1480	Memphis				
WGSF	SP	1210	Barlett, TN				
WKBL	G	1250	Covington, TN				
WSFZ	T	1030	Memphis				

MEMPHIS

Consolidation Report	12+	25-54	Revenue
Barnstable WGKX-FM, WRBO-FM, WSRR-FM	15.4 %	17.4 %	18.1 %
Clear Channel KJMS-FM, KWAM-AM, WDIA-AM, WEGR-FM, WHRK-FM, WOTO-FM, WREC-AM	35.2 %	36.1 %	39.1 %
Entercom WJCE-AM, WOGY-FM, WRVR-FM	9.4 %	10.9 %	20.1 %
Flinn KXHT-FM, WHBO-AM, WKSL-FM, WMPS-FM, WOWW-AM, WSFZ-AM	12.0 %	9.7 %	%
	72.0 %	74.1 %	77.3 %

AM Stations

Call	Freq	Power	Format	Comments	Revenue	Chnl	Company	City
KWAM	990	10 kw/0.45 kw (DA-2)	Black Gospel	Westwd	\$ NA	Clr Chnl	Clear Channel	
WCRV	640	50 kw/0.48 kw (DA-N)	Religion	USA	<\$20.00	---	Bott	Collierville, TN
WDIA	1070	50 kw/5 kw (DA-2)	Black	ABC, CBS	\$48.00	Clr Chnl	Clear Channel	
WHBO	550	5 kw/1 kw (DA-2)	Sports	ABC, CBS, Westwd	\$ NA	---	Flinn	
WLOK	1340	1 kw	Black Gospel		\$33.00	Unirep		
WMC	790	5 kw (DA-N)	News/Talk	ABC	\$53.00	Mc-Guild	Raycom	
WPLX	1170	1 kw (Days)	Standards	Westwd, CNN	\$19.00	---		German town
WREC	600	5 kw (DA-2)	Talk	ABC, Westwd	<\$20.00	Clr Chnl	Clear Channel	

FM Stations

Call	Freq	Power	Format	Comments	Revenue	Chnl	Company	City
KJMS	101.1	100 kw @ 450	Black AC	ABC, AURN	\$45.00	Clr Chnl	Clear Channel	
KXHT	107.1	12.75 kw @ 479	Black		\$17.00	Williams	Flinn	Marion, AR
WEGR	102.7	100 kw @ 900	AOR		\$98.00	Clr Chnl	Clear Channel	
WGKX	105.9	100 kw @ 984	Country		\$115.00	Katz	Barnstable	
WHRK	97.1	100 kw @ 531	Black	CBS, ABC	\$105.00	Clr Chnl	Clear Channel	
WKSL	107.5	3 kw @ 328	CHR		\$ NA	---	Flinn	German town
WMC	99.7	300 kw @ 908	CHR/AC	Source	\$82.00	Mc-Guild	Raycom	
WMFS	92.9	6 kw @ 328	AOR		\$21.00	---		Bartlett
WOGY	94.1	50 kw @ 472	Country	Westwd	\$40.00	Allied	Entercom	German town
WOTO	95.7	6 kw @ 328	Oldies		\$24.00	Clr Chnl	Clear Channel	Olive Branch, MS
WRBO	103.5	100 kw @ 587	Black Oldies		\$ NA	Katz	Barnstable	Como, MS
WRVR	104.5	100 kw @ 750	AC		\$125.00	Allied	Entercom	
WSRR	98.1	100 kw @ 768	Classic Hits		\$54.00	Katz	Barnstable	Millington

Notes: WMPS-F (96.1; Tunica, MS; Flinn Broadcasting) has been delisted (as it was in Fall 1999 Arbitron) due to "... expansive Rating Distortion and Rating Bias potential ..." of website and on-air announcements urging respondents to record WMPS-F in their diaries no matter to what station they actually listened ... 3/00 WSFZ (1030) changed from Talk to male-oriented Talk as WWGQ ("Gentlemen's Quarterly Radio")

MIAMI-FORT LAUDERDALE

Arbitron Rank: 12 Pop (12+): 3,151,900
MSA Rank: 24-Miami; 39-Ft. Laud.
MSA Pop: 3,680,000
DMA: 16
Average Persons Rating: 17.6
Market TSL In Hours: 23.30

Stations: 34 / 31
Diaries: 4,838/ 651:1/ 44.8%
Sample Target: 4,710
% Below Line: 2.5
% Not Listed: 10.8
Pop per Station: 101,674

Last Year's Revenue: \$209,000,000
Household Income: \$38,662
Total Retail Sales: \$46.0 Bil.
#1 Biller: WAMR-F \$17,500,000
#1 Billing Portfolio
 Clear Channel \$52,450,000

12+ Metro	Format	Winter 00 1/4 Share	Fall 99	Sum 99	Spg 99	Win 99	4-Book Avg.	12+ Metro Cume / Rtg.	Fall 99	Win 99	12+ TSA AQH / Cume	Revenue Level
1 WEDR-F	B	381 / 6.8	6.7	7.1	6.8	6.7	6.9	4984 / 15.8	15.1	16.5	I	WEDR-F
2 WAQI	SP-VA	314 / 5.6	4.1	3.9	4.4	5.3	4.5	2308 / 7.3	6.4	7.1	G	WAQI
3 WLYF-F	SAC	294 / 5.3	5.1	5.4	5.1	5.0	5.2	3561 / 11.3	12.6	12.0	I	WLYF-F
4 WPOW-F	CHR/U	290 / 5.2	4.9	5.1	5.1	5.0	5.1	5520 / 17.5	16.9	18.5	I	WPOW-F
5 WXDJ-F	SP-C	230 / 4.1	4.4	3.1	3.9	3.4	3.9	3119 / 9.9	10.2	9.3	H	WXDJ-F
6 WHYI-F	CHR/AC	222 / 4.0	3.6	4.2	4.6	3.8	4.1	4726 / 15.0	15.0	13.8	I	WHYI-F
7 WAMR-F	SP	219 / 3.9	4.8	5.1	4.9	4.9	4.7	3280 / 10.4	11.2	10.4	J	WAMR-F
8 WRMA-F	SP-C	208 / 3.7	3.9	3.5	3.1	2.9	3.6	2743 / 8.7	10.0	7.5	I	WRMA-F
9 WHQT-F	BIAC	205 / 3.7	4.6	4.5	4.6	4.2	4.3	3143 / 10.0	11.4	10.4	H	WHQT-F
10 WLVE-F	J	201 / 3.6	3.8	3.7	3.9	3.6	3.8	2963 / 9.4	9.3	9.4	H	WLVE-F
11 WTMF-F	CL	198 / 3.6	3.6	3.6	3.7	3.4	3.6	2699 / 8.6	8.6	8.4	G	WTM-F
12 WZTA-F	AOR	190 / 3.4	3.2	3.3	2.9	3.1	3.2	2895 / 9.2	9.0	8.3	I	WZTA-F
13 WKIS-F	C	177 / 3.2	3.4	3.6	3.4	4.5	3.4	2770 / 8.8	8.6	9.3	I	WKIS-F
14 WFLC-F	AC	176 / 3.2	2.7	3.2	3.0	3.3	3.0	3613 / 11.5	9.6	11.4	I	WFLC-F
15 WIOD	N/T	165 / 3.0	2.5	1.9	1.8	2.0	2.3	2957 / 9.4	8.2	7.9	F	WIOD
16 WCMQ-F	SP-C	154 / 2.8	2.7	1.6	2.4	3.1	2.4	1836 / 5.8	5.9	6.2	F	WCMQ-F
17 WBG-G	CL AOR	153 / 2.8	2.5	2.7	3.3	3.1	2.8	2916 / 9.3	8.8	9.5	H	WBG-G
18 WMXJ-F	O	147 / 2.6	2.9	2.7	2.8	3.1	2.8	2653 / 8.4	10.2	9.5	H	WMXJ-F
19 WMGE-F	B/O	137 / 2.5	3.0	3.5	1.6	1.7	2.6	2606 / 8.3	9.8	7.8	G	WMGE-F
19 WQAM	SPR-TS	137 / 2.5	2.7	2.9	2.9	3.1	2.7	1990 / 6.3	7.3	7.7	I	WQAM
21 WRTO-F	SP-TP	114 / 2.0	1.8	2.1	2.4	2.1	2.1	2232 / 7.1	6.9	8.2	G	WRTO-F
22 WQBA	SP	103 / 1.9	1.4	2.1	1.4	1.7	1.7	1200 / 3.8	3.1	3.4	E	WQBA
23 WMBM	B/G	84 / 1.5	1.2	0.7	0.9	1.2	1.1	596 / 1.9	1.9	2.0		WMBM
24 WJNA	ST	69 / 1.2	1.4	1.3	1.2	2.0	1.3	820 / 2.6	2.7	3.5		WJNA
25 WWFE	SP-VA	62 / 1.1	0.5	0.8	0.6	1.0	0.8	815 / 2.6	1.6	2.3		WWFE
26 WSUA	SP-C	57 / 1.0	1.9	1.0	1.2	0.9	1.3	694 / 2.2	2.6	2.2	C	WSUA

12+ FM Share (Metro): 75.93% (3766 of 4960) (Winter 99: 74.44%)

Teens	18-34	18-49	25-49	25-54	35+	12+ AMD	12+ Mid	12+ PMD	12+ Eve	12+ Wknd
1 WPOW-F	1 WEOR-F	1 WEDR-F >	1 WEDR-F	1 WEDR-F <	1 WAQI	1 WAQI	1 WLYF-F	1 WEDR-F	1 WEOR-F	1 WEDR-F >
2 WEDR-F >	2 WPOW-F	2 WPOW-F	2 WXDJ-F <	2 WXDJ-F <	2 WLYF-F	2 WAMR-F <	2 WAQI <	2 WPOW-F	2 WAQI	2 WPOW-F <
3 WHYI-F >>	3 WZTA-F <	3 WZTA-F <	3 WLYF-F <	3 WLYF-F	3 WTMF-F <	3 WBG-G-F <	3 WEOR-F <	3 WLYF-F <	3 WPOW-F >	3 WXDJ-F
4 WZTA-F >	4 WHYI-F >	4 WHYI-F <	4 WHYI-F	4 WHQT-F <	4 WAMR-F <	4 WXDJ-F	4 WQAM <	4 WHYI-F	4 WHQT-F <	4 WAQI
	5 WFLC-F	5 WXDJ-F	4 WZTA-F <	5 WHYI-F <	5 WLVE-F <	4 WEDR-F <	5 WIOD <	5 WXDJ-F <	5 WHYI-F <	4 WLYF-F <
	6 WXDJ-F <	6 WLYF-F <	6 WHQT-F <	6 WZTA-F	6 WRMA-F	6 WHQT-F	6 WTMF-F	6 WLVE-F <	6 WRMA-F	6 WHYI-F <
	7 WHQT-F <	7 WHQT-F <	7 WBG-G-F <	6 WBG-G-F	6 WIOD <	6 WLYF-F <	6 WPOW-F <	7 WAQI <	6 WLVE-F <	7 WAMR-F <
	8 WMGE-F	8 WFLC-F <	8 WMGE-F <	6 WFLC-F <	8 WXDJ-F	8 WPOW-F <	8 WRMA-F <	8 WHQT-F <	8 WLYF-F	8 WRMA-F <
	8 WBG-G-F	9 WBG-G-F <	9 WFLC-F <	9 WLVE-F	9 WMXJ-F	9 WZTA-F <	9 WLVE-F <	9 WZTA-F <	9 WCMQ-F <	9 WLVE-F <
	10 WLYF-F	10 WMGE-F <	10 WPOW-F <	9 WMGE-F	9 WHQT-F	10 WIOD	10 WFLC-F <	10 WTMF-F	10 WTMF-F	10 WTMF-F <
	10 WRMA-F <			9 WRMA-F <	9 WCMQ-F <		10 WFLC-F <	10 WFLC-F <		

Wom 18-24	Wom 18-34	Wom 25-34	Wom 18-49	Wom 25-54	Men 18-24	Men 18-34	Men 25-34	Men 18-49	Men 25-54	12+ Ovrmite
1 WEDR-F	1 WEDR-F	1 WHYI-F	1 WEDR-F	1 WLYF-F <	1 WEDR-F	1 WEDR-F	1 WZTA-F <	1 WEDR-F	1 WBG-G-F <	1 WEDR-F >
2 WPOW-F	2 WHYI-F	2 WEDR-F <	2 WHYI-F	2 WEDR-F	2 WPOW-F >	2 WPOW-F	2 WEDR-F	2 WZTA-F <	2 WEDR-F	2 WAQI
3 WHYI-F >	3 WPOW-F >	3 WFLC-F	3 WLYF-F <	3 WHQT-F	3 WZTA-F >	3 WZTA-F >	3 WPOW-F	3 WPOW-F <	2 WXDJ-F <	3 WIOD
4 WZTA-F	4 WFLC-F	4 WPOW-F	4 WPOW-F <	3 WHYI-F <	4 WHYI-F	4 WBG-G-F	4 WBG-G-F <	4 WBG-G-F	4 WQAM <	4 WLYF-F <
5 WFLC-F	5 WZTA-F <	5 WMGE-F	5 WFLC-F	5 WXDJ-F <	5 WBG-G-F	5 WXDJ-F	5 WQAM <	5 WQAM <	5 WZTA-F	5 WHQT-F
6 WLYF-F	6 WHQT-F <	5 WHQT-F <	5 WHQT-F <	6 WFLC-F	6 WFLC-F	5 WHYI-F <	6 WMGE-F	6 WXDJ-F	6 WPOW-F	
6 WHQT-F	7 WLYF-F <	7 WLYF-F <	7 WXDJ-F	7 WLVE-F <	6 WQAM >	7 WQAM	6 WQAM <	7 WMGE-F <	6 WHQT-F <	
	8 WXDJ-F <	8 WXDJ-F <	8 WRMA-F <	8 WAMR-F	8 WMGE-F	8 WHYI-F	8 WHYI-F <	8 WHYI-F <	8 WKIS-F	
	9 WRMA-F <	9 WRMA-F	9 WMGE-F <	8 WMGE-F <	9 WFLC-F <	9 WHQT-F	9 WHQT-F	9 WHQT-F <	8 WRMA-F	
	10 WMGE-F	10 WZTA-F <	10 WAMR-F <	10 WRMA-F <	10 WHQT-F >	10 WFLC-F <	10 WFLC-F <	10 WFLC-F <	8 WMGE-F	
									8 WLYF-F <	

MIAMI-FORT LAUDERDALE

Consolidation Report	12+	25-54	Revenue
Beasley WHSR-AM, WKIS-FM, WPOW-FM, WQAM-AM	15.0 %	13.7 %	17.5 %
Clear Channel WBGG-FM, WHYI-FM, WINZ-AM, WIOD-AM, WLVE-FM, WMGE-FM, WZTA-FM	20.1 %	22.9 %	25.1 %
Cox Radio WFLC-FM, WHOT-FM, WTMI-FM	10.5 %	10.4 %	11.8 %
Hispanic WAMR-FM, WAQI-AM, WOBA-AM, WRTO-FM	13.4 %	9.5 %	15.4 %
Jefferson-Pilot WAXY-AM, WLYF-FM, WMXJ-FM	7.9 %	8.3 %	11.0 %
Radio Unica WAFN-AM, WNMA-AM	0.9 %	0.9 %	%
SBS WCMQ-FM, WRMA-FM, WXDJ-FM	10.6 %	13.2 %	11.4 %
	78.4 %	78.9 %	92.2 %

AM Stations

Station	Freq	Power	Format	Advertiser	Agency	Product	City
WAQI	710	50 kw (DA-2)	Hispanic-Variety		\$82.00	Katz Hisp.	Hispanic
WIOD	610	10 kw (DA-2)	News/Talk	ABC, CNN, SBUSA	\$156.00	Clr Chnl	Clear Channel
WMBM	1490	1 kw	Black Gospel	Westwd	\$ NA	---	Miami Beach
WQAM	560	5 kw/1 kw	Sports	Westwd, ESPN	\$80.00	D&R	Beasley
WOBA	1140	50 kw/10 kw (DA-N)	Hispanic		\$67.00	Katz Hisp.	Hispanic
WSUA	1260	5 kw (DA-2)	Hispanic Contemp.		\$41.00	---	
WWFE	670	50 kw/2.5 kw (DA-2)	Hispanic News/Talk		\$ NA	Lotus	

FM Stations

Station	Freq	Power	Format	Advertiser	Agency	Product	City
WAMR	107.5	96 kw @ 1006	Hispanic		\$190.00	Katz Hisp.	Hispanic
WBGG	105.9	100 kw @ 1024	Classic AOR		\$84.00	Clr Chnl	Clear Channel
WCMQ	92.3	31 kw @ 618	Hispanic Contemp.		\$69.00	SBS	SBS
WEDR	99.1	100 kw @ 919	Black		\$185.00	Sentry	Cox Radio
WFLC	97.3	100 kw @ 1006	AC		\$177.00	Christal	Cox Radio
WHOT	105.1	100 kw @ 1006	Black AC		\$150.00	Christal	Cox Radio
WHYI	100.7	100 kw @ 1006	CHR/AC		\$176.00	Clr Chnl	Clear Channel
WKIS	99.9	100 kw @ 984	Country	Westwd	\$158.00	D&R	Beasley
WLVE	93.9	100 kw @ 1006	Jazz		\$148.00	Clr Chnl	Clear Channel
WLYF	101.5	100 kw @ 810	Soft AC		\$170.00	CBS	Jefferson-Pilot
WMGE	103.5	100 kw @ 1006	Black Oldies		\$85.00	Clr Chnl	Clear Channel
WMXJ	102.7	100 kw @ 1006	Oldies		\$168.00	---	Jefferson-Pilot
WPOW	96.5	100 kw @ 1006	CHR/Urban	Source	\$180.00	D&R	Beasley
WRMA	106.7	100 kw @ 984	Hispanic AC		\$165.00	---	SBS
WRTO	98.3	100 kw @ 1407	Hispanic-Tropical		\$75.00	Katz Hisp.	Hispanic
WTMI	93.1	100 kw @ 1006	Classical		\$95.00	Mc-Guild	Cox Radio
WXDJ	95.7	46 kw @ 531	Hispanic-Contemp.		\$135.00	---	SBS
WZTA	94.9	100 kw @ 1006	AOR		\$163.00	Clr Chnl	Clear Channel

Notes:

MILWAUKEE

Arbitron Rank: 31 **Pop (12+):** 1,384,500
MSA Rank: 38
MSA Pop: 1,500,000
DMA: 31
Average Persons Rating: 16.3
Market TSL in Hours: 21.50

Stations: 32 / 26
Diaries: 2,806 / 493:1 / 57.6%
Sample Target: 2,670
% Below Line: 2.4
% Not Listed: 10.8
Pop per Station: 53,250

Last Year's Revenue: \$69,000,000
Household Income: \$52,358
Total Retail Sales: \$17.4 Bil.
#1 Bllier: WTMJ \$14,200,000
#1 Billing Portfolio
Journal Broadcast Group \$17,650,000

12+ Metro	Format	Winter 00 1/4 Share	Fall 99	Sum 99	Spq 99	Win 99	4-Book Avg.	12+ Metro Cume / Rtg.	Fall 99	Win 99	12+ TSA AQH / Cume	Revenue Level	
1	WTMJ	FS	192 / 8.5	10.8	9.6	9.1	8.7	9.5	3148 / 22.7	29.3	25.4	I	WTMJ
2	WXSS-F	CHR	155 / 6.9	7.9	6.5	6.0	4.8	6.8	2865 / 20.7	19.1	15.4	C	WXSS-F
3	WKKV-F	B	148 / 6.5	7.4	6.2	6.4	6.2	6.6	1735 / 12.5	12.7	13.2	E	WKKV-F
4	WLZR-F	AOR	133 / 5.9	5.5	4.8	6.0	7.9	5.5	2176 / 15.7	14.6	16.4	G	WLZR-F
4	WMIL-F	C	133 / 5.9	6.0	6.6	6.1	5.2	6.1	1976 / 14.3	14.8	13.4	G	WMIL-F
6	WKLH-F	CL AOR	128 / 5.7	6.0	5.8	5.9	6.2	5.8	2142 / 15.5	15.7	16.9	H	WKLH-F
7	WKTJ-F	AC/CHR	121 / 5.4	4.5	5.4	5.3	4.1	5.1	2579 / 18.6	16.9	15.6	H	WKTJ-F
8	WMYX-F	AC	119 / 5.3	4.6	4.3	5.1	5.1	4.8	2298 / 16.6	15.2	14.4	F	WMYX-F
9	WOKY	ST	118 / 5.2	5.9	4.8	4.2	5.9	5.0	1316 / 9.5	11.4	11.3	C	WOKY
10	WISN	T	104 / 4.6	5.2	4.6	5.4	5.6	5.0	1727 / 12.5	13.6	14.7	E	WISN
11	WRIT-F	O	98 / 4.3	3.3	4.2	4.4	4.2	4.1	1833 / 13.2	11.5	13.3		WRIT-F
12	WLTO-F	SAC	94 / 4.2	3.8	4.8	4.2	5.9	4.2	1537 / 11.1	10.7	11.6	E	WLTO-F
13	WJZI-F	J	75 / 3.3	3.2	4.0	4.1	3.9	3.7	1300 / 9.4	8.3	8.2	D	WJZI-F
14	WFMR-F	CL	65 / 2.9	1.8	2.4	2.0	2.2	2.3	848 / 6.1	6.0	6.4	B	WFMR-F
15	WJMR-F	B/O	56 / 2.5	2.3	3.4	3.0	1.9	2.8	1205 / 8.7	8.6	10.3	C	WJMR-F
16	WLUM-F	AOR	50 / 2.2	2.2	2.3	2.3	1.9	2.3	1160 / 8.4	8.4	8.2	C	WLUM-F
17	WNOV	B	36 / 1.6	0.9	1.7	1.2	1.6	1.3	417 / 3.0	3.2	3.8	A	WNOV
18	WMCS	B/AC	33 / 1.5	1.5	2.1	2.0	2.2	1.8	480 / 3.5	3.9	4.2	A	WMCS
19	WTM-AF	C/O	28 / 1.2	1.0	1.2	1.5	1.1	1.2	258 / 1.9	2.0	2.2		WTM-AF
20	WAUK-AA	SPRTS	22 / 1.0	0.8	0.5	0.7	0.9	0.7	327 / 2.4	1.7	1.6		WAUK-AA

12+ FM Share (Metro): 72.41% (1459 of 2015) (Winter 99: 70.54%)

Teens	18-34	18-49	25-49	25-54	35+	12+ AMD	12+ Mid	12+ PMD	12+ Eve	12+ Wknd
1	WXSS-F >>>	1 WLZR-F <	1 WLZR-F <	1 WKLH-F	1 WKLH-F	1 WTMJ >	1 WTMJ <	1 WTMJ >	1 WTMJ <	1 WKKV-F <
2	WKKV-F >>>	2 WKKV-F	2 WKLH-F <	2 WLZR-F	2 WLZR-F <	2 WOKY	2 WLZR-F	2 WISN <	2 WXSS-F	2 WXSS-F >
3	WLZR-F	3 WXSS-F >	3 WKKV-F	3 WMYX-F <	3 WKTJ-F	3 WKLH-F <	3 WKLH-F	3 WISN <	3 WLZR-F	3 WTMJ <
4		4 WMYX-F <	4 WMYX-F <	4 WKTJ-F <	3 WMYX-F	4 WISN <	4 WMIL-F	4 WMYX-F <	4 WKKV-F <	4 WTRJ <
5		5 WKTJ-F	5 WXSS-F <	5 WKKV-F	5 WMIL-F	5 WRIT-F <	4 WKKV-F <	5 WKLH-F <	5 WKTJ-F <	5 WLTO-F
6		6 WMIL-F	6 WKTJ-F	5 WMIL-F	6 WTMJ <	6 WMIL-F	6 WKTJ-F <	6 WOKY <	6 WMYX-F <	5 WMIL-F <
7		7 WLUM-F	7 WMIL-F >	7 WLTO-F	7 WKKV-F	7 WLTO-F <	7 WMYX-F <	7 WKTJ-F <	7 WKLH-F <	7 WKTJ-F <
8		7 WKLH-F >	8 WLTO-F	7 WXSS-F <	8 WLTO-F <	8 WKTJ-F <	8 WXSS-F	8 WXSS-F <	8 WMIL-F	8 WKLH-F <
9		9 WTMJ <	9 WTMJ <	9 WRIT-F <	9 WRIT-F <	9 WMYX-F <	8 WOKY	9 WLZR-F	9 WLZR-F <	9 WRIT-F <
10		10 WJZI-F <	10 WJZI-F <	10 WISN	10 WJZI-F	10 WLZR-F <	9 WLTO-F	10 WOKY <	10 WFMR-F	10 WJZI-F
				10 WXSS-F <				10 WMYX-F		

Wom 18-24	Wom 18-34	Wom 25-34	Wom 18-49	Wom 25-54	Men 18-24	Men 18-34	Men 25-34	Men 18-49	Men 25-54	12+ Ovmit
1	WXSS-F	1 WKKV-F	1 WKKV-F	1 WMYX-F <	1 WLZR-F >	1 WLZR-F >>	1 WLZR-F >>	1 WLZR-F	1 WKLH-F <	1 WTMJ
2	WKKV-F >>	2 WXSS-F	2 WMYX-F <	2 WMYX-F	2 WKTJ-F	2 WXSS-F <	2 WLUM-F	2 WKLH-F	2 WKLH-F >	2 WLZR-F >
3	WMYX-F >	3 WMYX-F	3 WKTJ-F >	3 WXSS-F <	3 WKKV-F	3 WKKV-F >	2 WXSS-F <	3 WLUM-F <	3 WMIL-F <	3 WTMJ
4	WMIL-F	4 WKTJ-F >	4 WXSS-F	4 WKTJ-F	4 WLTO-F <	4 WLUM-F	4 WKKV-F <	4 WMIL-F	4 WTMJ <	4 WMIL-F <
4	WKTJ-F	5 WMIL-F	5 WMIL-F	5 WLTO-F <	5 WMIL-F	5 WKTJ-F >	5 WKLH-F	5 WXSS-F	5 WLUM-F <	5 WISN
6		6 WLZR-F	6 WJMR-F <	6 WMIL-F	6 WKLH-F	6 WMIL-F	6 WTMJ	6 WXSS-F	6 WKTJ-F <	6 WLZR-F
7		7 WLTO-F	7 WLZR-F	7 WKLH-F	7 WRIT-F <	7 WKTJ-F	6 WKKV-F	6 WKTJ-F <	7 WMYX-F	
		7 WJMR-F	8 WJMR-F	8 WXSS-F <	8 WXSS-F <	8 WAUK-AA	8 WAUK-AA	8 WKKV-F	8 WLUM-F	
				9 WJZI-F	9 WJZI-F		8 WMYX-F	9 WISN	9 WRIT-F	
								9 WMYX-F >		

Other Rated Stations	Metro Share	Cume Rating	TSA AQH Cume	Other Rated Stations--Outside Market	Metro Share	Cume Rating	TSA AQH Cume				
WBWI-F	C	92.5	West Bend	0.5	1.9	WBBM	N	780	Chicago	0.4	1.5
WEXT-F	C	104.7	Sturtevant	0.4	1.3	WGN	FS/T	720	Chicago	0.7	2.6
WEZY-F	SAC	92.1	Racine	0.9	2.9	WIL-F	AOR	95.1	Kenosha, WI	0.4	2.0
WRJN	FS	1400	Racine	0.5	1.4	WIND	SP-NT	560	Chicago	0.3	1.0
						WJJO-F	AOR	94.9	Waterdown, WI	0.3	1.0
						WMAQ	N/T	670	Chicago	0.3	1.4

MILWAUKEE

Consolidation Report	12+	25-54	Revenue
All-Pro/Shamrock (JOA) WJZI-FM, WLUM-FM, WMCS-AM	7.0 %	8.7 %	6.7 %
Clear Channel WISN-AM, WKKV-FM, WLTO-FM, WMIL-FM, WOKY-AM, WRIT-FM	30.7 %	26.7 %	29.9 %
Entercom WEMP-AM, WMYX-FM, WXSS-FM	12.2 %	11.3 %	8.7 %
Saga WFMR-FM, WJMR-FM, WJYI-AM, WKLH-FM, WLZR-FM	17.0 %	21.6 %	24.6 %
	66.9 %	68.3 %	69.9 %

AM Stations

Station	Freq	Power	Day	Genre	ABC	Revenue	Advertiser	Agency	City
WAUK	1510	10 kw	(DA, Days)	Sports	ABC	\$ NA	Walters		Waukesha
WAUX	1550	1 kw	(Days)	Simul. WAUK					Lake Geneva
WISN	1130	50 kw/10 kw	(DA-2)	Talk	ABC, WW1, ESPN	\$60.00	Sentry	Clear Channel	
WLCS	1290	5 kw	(DA-2)	Black AC	ABC	\$26.00	Allied	All Pro	Greenfield
WTOV	860	0.25 kw/0.005 kw		Black	AURN	\$22.00	---		
WOKY	920	5 kw/1 kw	(DA-2)	Standards	CNN, Westwd	\$51.00	Clr Chnl	Clear Channel	
WTKM	1540	0.5 kw	(Days)	Simul. WTKM-F					Hartford
WTMJ	620	50 kw/10 kw	(DA-2)	Full Service	ABC	\$139.00	Christal	Journal Bcst Gp	

FM Stations

Station	Freq	Power	Day	Genre	ABC	Revenue	Advertiser	Agency	City
WFMR	98.3	6 kw @ 292		Classical		\$39.00	Katz	Saga	Menomonee Falls
WJMR	106.9	6 kw @ 328		Black Oldies		\$ NA	Katz	Saga	Brookfield
WJZI	93.3	12.5 kw @ 990		Jazz	ABC	\$50.00	Allied	Shamrock	
WKKV	100.7	50 kw @ 500		Black	ABC	\$56.00	Clr Chnl	Clear Channel	Racine
WKLH	96.5	20 kw @ 807		Classic AOR		\$150.00	Katz	Saga	
WKTI	94.5	15.5 kw @ 911		AC/CHR	ABC	\$155.00	Christal	Journal Bcst Gp	
WLTO	97.3	15.5 kw @ 911		Soft AC	ABC, AMFM	\$66.00	Sentry	Clear Channel	
WLUM	102.1	20 kw @ 761		AOR	Source	\$60.00	Banner	All Pro	
WLZR	102.9	50 kw @ 436		AOR		\$80.00	Katz	Saga	
WMIL	106.1	13.1 kw @ 976		Country		\$135.00	Clr Chnl	Clear Channel	
WMYX	99.1	50 kw @ 448		AC	Westwd	\$70.00	D&R	Entercom	
WRIT	95.7	34 kw @ 610		Oldies		\$61.00	Banner	Clear Channel	
WTKM	104.9	5.8 kw @ 300		Classic Country		\$ NA	---		Hartford
WXSS	103.7	19.5 kw @ 840		CHR	Westwd	\$52.00	D&R	Entercom	Wauwatosa

Notes:

MINNEAPOLIS-SAINT PAUL

Arbitron Rank: 17 **Pop (12+):** 2,314,300
MSA Rank: 13
MSA Pop: 2,810,000
DMA: 15
Average Persons Rating: 15.9
Market TSL in Hours: 21.00

Stations: 24 / 24
Diaries: 3,418 / 677:1 / 57.5%
Sample Target: 3,440
% Below Line: 0.0
% Not Listed: 20.1
Pop per Station: 96,429

Last Year's Revenue: \$142,500,000
Household Income: \$60,406
Total Retail Sales: \$32.3 Bil.
#1 Biller: KQRS-F \$22,800,000
#1 Billing Portfolio
Clear Channel: \$54,000,000

12+ Metro	Format	Winter 00 1/4 Share	Fall 99	Sum 99	Spq 99	Win 99	4-Book Avg.	12+ Metro Cume / Rtg.	Fall 99	Win 99	12+ TSA AQH / Cume	Revenue Level	
1	KQRS-F	398 / 10.8	10.1	10.7	10.1	10.2	10.4	5744 / 24.8	23.7	24.3		K	KQRS-F
2	WCCO	332 / 9.0	10.6	9.6	9.7	10.4	9.7	5453 / 23.6	26.7	26.0		K	WCCO
3	KDWB-F	292 / 7.9	8.5	8.5	8.2	7.5	8.3	5419 / 23.4	23.8	22.4		I	KDWB-F
4	KEEY-F	241 / 6.6	6.0	6.7	7.7	6.9	6.7	3487 / 15.1	14.9	17.0		I	KEEY-F
5	WLTE-F	236 / 6.4	5.7	4.9	6.1	6.0	5.8	3664 / 15.8	14.0	15.8		I	WLTE-F
6	KSTP	200 / 5.4	5.0	6.0	5.5	6.6	5.5	2839 / 12.3	11.1	12.8		G	KSTP
7	KXXR-F	178 / 4.8	3.8	3.5	3.7	3.7	4.0	2747 / 11.9	11.6	9.7		G	KXXR-F
8	KSTP-F	177 / 4.8	5.1	4.3	4.2	4.7	4.6	4220 / 18.2	17.8	19.0		I	KSTP-F
9	WLOL-F	168 / 4.6	5.7	4.4	2.5	2.4	4.3	3620 / 15.6	15.8	8.6		I	WLTE-F
10	KQQL-F	161 / 4.4	5.1	5.7	6.1	4.7	5.3	3457 / 14.9	13.3	15.7		I	KQQL-F
11	KTCZ-F	126 / 3.4	3.1	3.4	3.8	3.7	3.4	2614 / 11.3	9.8	12.2		H	KTCZ-F
12	WXPT-F	111 / 3.0	2.9	3.4	4.1	4.6	3.4	2923 / 12.6	13.2	17.0		E	WXPT-F
13	KFAN	86 / 2.3	2.3	2.3	2.2	2.3	2.3	1566 / 6.8	7.0	7.2		G	KFAN
14	KLBB-AA	56 / 1.5	1.1	1.3	1.6	1.9	1.4	910 / 3.9	3.8	5.3		C	KLBB-AA
15	KZNR-F	52 / 1.4	1.7	1.0	1.5	1.4	1.4	1111 / 4.8	5.9	5.8		C	KZNR-F

12+ FM Share (Metro): 75.14% (2207 of 2937) (Winter 99: 71.69%)

Teens	18-34	18-49	25-49	25-54	35+	12+ AMD	12+ Mid	12+ PMD	12+ Eve	12+ Wknd
1 KDWB-F >>>	1 KQRS-F	1 KQRS-F >	1 KQRS-F >>	1 KQRS-F >>	1 WCCO	1 KQRS-F >	1 KQRS-F	1 KDWB-F	1 KDWB-F >	1 WCCO
2 KXXR-F >	2 KDWB-F <	2 KDWB-F	2 WLTE-F <	2 WLTE-F <	2 KQRS-F	2 WCCO >	2 WLTE-F	2 KSTP <	2 WLTE-F <	2 KDWB-F >
3 KEEY-F >	3 KXXR-F	3 KEEY-F <	3 WLOL-F <	3 KEEY-F <	3 WLTE-F <	3 KDWB-F	3 KEEY-F	3 KEEY-F <	3 KXXR-F	3 KQRS-F <
	4 KSTP-F	4 KXXR-F <	4 KEEY-F <	4 WLOL-F <	4 KSTP	4 KEEY-F	4 KSTP	4 KQRS-F <	4 WCCO <	4 KEEY-F
	5 KEEY-F	5 KSTP-F <	5 KSTP-F <	5 KSTP-F <	5 KEEY-F <	5 WLTE-F <	4 KDWB-F	5 WCCO	5 KEEY-F	5 WLTE-F
	6 WXPT-F <	6 WLOL-F	6 KDWB-F	6 KDWB-F	6 KQQL-F	6 KSTP-F <	6 WCCO <	6 WLTE-F <	6 KQRS-F <	6 WLOL-F <
	7 WLOL-F	6 WLTE-F >	7 KTCZ-F <	7 KTCZ-F <	7 WLOL-F	7 KSTP	7 KSTP-F	7 KXXR-F	7 KQQL-F	7 KQQL-F <
		8 KTCZ-F <	8 KXXR-F	8 KSTP <	8 KTCZ-F	8 KQQL-F <	7 WLOL-F <	8 KSTP-F	8 KSTP <	8 KXXR-F
		9 WXPT-F	9 KSTP	9 WCCO <	9 KSTP-F	9 WLOL-F <	9 KXXR-F	9 WLOL-F	9 WLOL-F <	9 KSTP-F
			10 KQQL-F <	10 KQQL-F	10 KDWB-F	10 KXXR-F	10 KQQL-F <	9 KQQL-F	10 KSTP-F	9 KSTP <
				10 KXXR-F						

Wom 18-24	Wom 18-34	Wom 25-34	Wom 18-49	Wom 25-54	Men 18-24	Men 18-34	Men 25-34	Men 18-49	Men 25-54	12+ Ovrnite
1 KDWB-F >>	1 KDWB-F >	1 KDWB-F <	1 KDWB-F	1 WLTE-F	1 KXXR-F	1 KQRS-F <	1 KQRS-F	1 KQRS-F >>	1 KQRS-F >>	1 WCCO >>
2 KEEY-F <	2 KSTP-F	2 KSTP-F	2 WLTE-F <	2 KQRS-F	2 KQRS-F	2 KXXR-F >>	2 KXXR-F >>	2 KXXR-F	2 KXXR-F <	2 KQRS-F
3 KSTP-F	3 KEEY-F	3 KQRS-F <	3 KQRS-F	3 KDWB-F <	3 KDWB-F >>	3 KDWB-F >	3 KFAN <	3 WLOL-F	3 WLOL-F <	3 KDWB-F
4 KQRS-F <	4 KQRS-F	4 KEEY-F	4 KSTP-F <	4 KSTP-F <	4 KEEY-F <	4 KSTP-F <	4 KSTP-F	4 KEEY-F <	4 KFAN <	4 KSTP
5 WXPT-F <	5 WXPT-F	5 WXPT-F	5 KEEY-F	5 KEEY-F	5 WLOL-F	5 WLOL-F	4 KZNR-F	5 KDWB-F <	5 KEEY-F <	5 KEEY-F
6 KXXR-F <	6 WLTE-F	6 WLTE-F	6 WLOL-F <	6 WLOL-F	6 KEEY-F <	6 WLOL-F	6 KFAN	6 KFAN	6 KSTP <	6 KSTP <
7 WLTE-F	7 KXXR-F <	7 WLOL-F	7 WXPT-F	7 KQQL-F <	7 KFAN	6 KDWB-F	7 KSTP-F	7 KTCZ-F <	7 WCCO <	7 WCCO <
8 WLOL-F >	8 WLOL-F >	8 KXXR-F	8 KQQL-F <	8 KTCZ-F	9 KTCZ-F	7 KZNR-F	9 KSTP	9 KSTP	8 KTCZ-F	8 KTCZ-F
				8 WXPT-F					9 KSTP-F	9 KSTP-F
				10 WCCO <					10 KQQL-F <	

Other Rated Stations		Metro Share	Cume Rating	TSA AQH Cume
KLCI-F	C	106.1	Princeton	0.5 1.8
KSGS	B/AC	95.0	SL Louis Park	0.4 1.0
KZNF-F	AOR-P	105.7	Eden Prairie	0.5 2.6
WEZU	ST	122.0	Stillwater	0.4 1.1
WIXK-AF	C	107.1	New Richmond, WI	0.9 2.3
WMNN	N	133.0	Minneapolis	0.7 2.3

MINNEAPOLIS-SAINT PAUL

Consolidation Report	12+	25-54	Revenue
ABC KDIZ-AM, KORS-FM, KXXR-FM, KZNR-FM, KZNT-FM, KZMZ-FM	17.5 %	21.1 %	20.8 %
CBS/Infinity KSGS-AM, WCCO-AM, WLTE-FM, WXPT-FM	18.8 %	15.6 %	26.8 %
Clear Channel KDWB-FM, KEEY-FM, KFAN-AM, KOQL-FM, KTCZ-FM, KXFN-AM, WLOL-FM	29.2 %	30.7 %	37.9 %
Hubbard, pend. KSTP-AM, KSTP-FM, WIXK-AM	11.1 %	11.3 %	13.2 %
MN Public Radio KLBB-AM, WMNN-AM	2.2 %	1.2 %	1.0 %
	78.8 %	79.9 %	99.7 %

AM Stations

Station	Freq	Power	Format	Advertiser	Agency	Product	Location
KFAN	1130	50 kw/25 kw (DA-2)	Sports	Westwd, ESPN	\$60.00	Sentry	Clear Channel
KLBB	1400	1 kw	Standards	Westwd, CNN	\$32.00	—	KLBP/WMNN
KLBP	1470	5 kw (DA-2)	Simul. KLBB				WMNN/CLBB
KSTP	1500	50 kw (DA-N)	Talk/News	ABC	\$74.00	Christal	Hubbard
WCCO	830	50 kw	Full Service	CBS	\$275.00	CBS	CBS/Infinity

FM Stations

Station	Freq	Power	Format	Advertiser	Agency	Product	Location
KDWB	101.3	100 kw @ 1035	CHR		\$158.00	Katz	Clear Channel
KEEY	102.1	100 kw @ 1035	Country		\$150.00	Sentry	Clear Channel
KOQL	107.9	100 kw @ 1090	Oldies	AMFM	\$155.00	Eastman	Clear Channel
KORS	92.5	100 kw @ 1035	Classic AOR	ABC	\$340.00	ABC	ABC
KSTP	94.5	100 kw @ 1220	AC		\$160.00	Christal	Hubbard
KTCZ	97.1	100 kw @ 1035	Progressive AOR	AMFM	\$145.00	Katz	Clear Channel
KXXR	93.7	100 kw @ 1035	AOR	ABC	\$160.00	ABC	ABC
KZNR	105.1	2.6 kw @ 499	Progressive AOR	ABC	\$50.00	ABC	ABC
KZNT	105.3	25 kw @ 298	Simul. KZNR-F				Lakeville
KZMZ	105.7	6 kw @ 239	Simul. KZNR-F				Cambridge
WLOL	100.3	100 @ 922	Classic Hits	AMFM	\$ NA	Eastman	Clear Channel
WLTE	102.9	100 kw @ 1035	Soft AC		\$160.00	CBS	CBS/Infinity
WXPT	104.1	100 kw @ 1070	Modern AC		\$75.00	Interep	CBS/Infinity

Notes: * KZNR-FF revenue level includes KZMZ-F revenue as well

MOBILE

Arbitron Rank: 88 **Pop (12+):** 441,400
MSA Rank: 97
MSA Pop: 534,000
DMA: 62 (w/Pensacola)
Average Persons Rating: 15.3
Market TSL in Hours: 20.50

Stations: 28 / 20
Diaries: 1,241 / 356:1 / 51.0%
Sample Target: 1,230
% Below Line: 13.5
% Not Listed: 12.6
Pop per Station: 22,070

Last Year's Revenue: \$18,400,000
Household Income: \$38,288
Total Retail Sales: \$5.2 Bil.
#1 Biller: WKSJ-AF \$3,500,000
#1 Billing Portfolio
Clear Channel \$7,700,000

12+ Metro	Format	Winter 00 1/4 Share	Fall 99	Sum 99	Spq 99	Win 99	4-Book Avg.	12+ Metro Cume / Rtg.	Fall 99	Win 99	12+ TSA AQH / Cume	Revenue Level	
1	WKSJ-F	C	78 / 11.5	8.5	7.7	9.4	9.0	9.3	1006 / 22.8	18.2	19.6	E*	WKSJ-F
2	WBLX-F	B	77 / 11.4	11.0	7.0	8.3	7.0	9.4	819 / 18.6	20.0	19.1	D	WBLX-F
3	WDLT-F	BIAC	57 / 8.4	7.4	9.6	7.3	5.2	8.2	608 / 13.8	13.5	11.4	C	WDLT-F
4	WABB-F	CHR	53 / 7.8	9.8	8.4	9.0	11.1	8.8	1025 / 23.2	23.8	22.5	D	WABB-F
5	WGOK	B/G	39 / 5.8	3.4	3.9	3.7	3.8	4.2	320 / 7.3	7.3	7.5	B	WGOK
6	WTKX-F	AOR	36 / 5.3	5.9	5.4	6.4	6.3	5.8	503 / 11.4	10.9	9.6		WTKX-F
7	WNTM	N/T	29 / 4.3	4.9	4.8	4.7	3.4	4.7	420 / 9.5	10.8	8.1	B	WNTM
8	WMXC-F	AC	24 / 3.5	5.6	4.8	4.1	2.6	4.5	500 / 11.3	10.9	7.9	C	WMXC-F
9	WNXP-F	SPRTS	22 / 3.3	1.9	0.9	0.7	1.4	1.7	251 / 5.7	5.6	4.4	A	WNXP-F
10	WRKH-F	CL AOR	20 / 3.0	3.4	3.9	3.3	2.7	3.4	439 / 9.9	10.1	8.6	C	WRKH-F
11	WAVH-F	O	19 / 2.8	2.1	3.5	2.8	4.1	2.8	321 / 7.3	5.9	8.6	C	WAVH-F
12	WDWG-F	C/O	18 / 2.7	3.0	3.5	4.0	4.0	3.3	296 / 6.7	8.8	9.4	B	WDWG-F
13	WYOK-F	AC/CHR	16 / 2.4	3.0	5.9	5.4	7.8	4.2	465 / 10.5	11.5	17.6	C	WYOK-F
14	WZEW-F	AOR-P	14 / 2.1	1.5	1.3	1.4	2.3	1.6	225 / 5.1	4.1	5.1	A	WZEW-F
14	WXB-F	C	14 / 2.1	2.5	2.9	1.9	4.0	2.3	297 / 6.7	6.5	7.2		WXB-F
14	WMEZ-F	SAC	14 / 2.1	2.1	2.6	3.0	2.0	2.4	279 / 6.3	6.4	5.6		WMEZ-F
17	WWRO-F	CL HITS	13 / 1.9	1.8	2.8	2.4	2.7	2.2	299 / 6.8	5.8	9.1		WWRO-F

12+ FM Share (Metro): 83.61% (495 of 592) (Winter 99: 87.19%)

Teens	18-34	18-49	25-49	25-54	35+	12+ AMD	12+ Mid	12+ PMD	12+ Eve	12+ Wknd
1 WBLX-F >	1 WBLX-F >	1 WBLX-F <	1 WKSJ-F	1 WKSJ-F	1 WKSJ-F >	1 WKSJ-F >	1 WKSJ-F >	1 WKSJ-F <	1 WBLX-F >>	1 WBLX-F <
2 WABB-F >>>	2 WABB-F <	2 WKSJ-F	2 WDLT-F <	2 WDLT-F <	2 WDLT-F <	2 WBLX-F	2 WNTM	2 WBLX-F	2 WABB-F <	2 WDLT-F <
3 WKSJ-F	3 WTKX-F	3 WDLT-F	3 WBLX-F >	3 WBLX-F >	3 WGOK	3 WDLT-F <	3 WBLX-F <	3 WABB-F	3 WDLT-F >	3 WABB-F <
3 WTKX-F >	4 WKSJ-F <	4 WABB-F	4 WABB-F	4 WABB-F	4 WNTM >	4 WABB-F <	4 WDLT-F	4 WDLT-F	4 WKSJ-F	4 WGOK <
	5 WDLT-F >	5 WTKX-F >	5 WNXP-F <	5 WNXP-F	5 WMXC-F	5 WGOK	5 WABB-F <	5 WTKX-F >	5 WGOK	5 WKSJ-F >
	6 WNXP-F	6 WNXP-F	6 WRKH-F	5 WMXC-F <	6 WBLX-F <	6 WTKX-F <	6 WTKX-F <	6 WAVH-F	6 WTKX-F	6 WMXC-F <
		6 WRKH-F <	6 WTKX-F <	7 WRKH-F	7 WDWG-F <	7 WRKH-F	7 WGOK	6 WNTM	7 WMXC-F	7 WTKX-F >
		8 WMXC-F	8 WMXC-F >	7 WTKX-F	8 WAVH-F	8 WNXP-F	8 WMXC-F <	8 WGOK	7 WMEZ-F	8 WNXP-F
		9 WZEW-F <	9 WZEW-F	9 WNTM	8 WABB-F	8 WNTM	9 WNXP-F	8 WMXC-F	8 WMXC-F	9 WDWG-F <
			9 WNTM <	9 WAVH-F <	8 WRKH-F	10 WDWG-F <	10 WAVH-F	8 WYOK-F <		

Wom 18-24	Wom 18-34	Wom 25-34	Wom 18-49	Wom 25-54	Men 18-24	Men 18-34	Men 25-34	Men 18-49	Men 25-54	12+ Ovrmt
1 WBLX-F	1 WBLX-F	1 WBLX-F >	1 WBLX-F <	1 WKSJ-F	1 WTKX-F	1 WBLX-F	1 WNXP-F	1 WTKX-F	1 WKSJ-F	1 WBLX-F >
2 WABB-F >>>	2 WABB-F >	2 WABB-F	2 WKSJ-F <	2 WDLT-F	2 WBLX-F	1 WTKX-F >	1 WBLX-F >	2 WKSJ-F	2 WNXP-F	2 WKSJ-F <
3 WYOK-F	3 WKSJ-F	3 WDLT-F	3 WABB-F <	3 WBLX-F	3 WABB-F >>	3 WNXP-F	3 WTKX-F	2 WBLX-F	3 WTKX-F <	3 WGOK
3 WTKX-F	3 WDLT-F >	4 WKSJ-F	4 WDLT-F >	4 WABB-F	4 WKSJ-F	4 WKSJ-F	4 WDLT-F	4 WNXP-F	4 WRKH-F	4 WDLT-F
3 WKSJ-F		5 WMXC-F >	5 WMXC-F >	5 WMXC-F >	4 WDLT	5 WABB-F	4 WKSJ-F >	5 WDLT-F	4 WDLT-F <	5 WABB-F
		6 WYOK-F	6 WGOK	6 WGOK	4 WDLT-F >>	6 WDLT-F	6 WABB-F	6 WRKH-F	6 WBLX-F >	6 WDWG-F
		7 WGOK	7 WZEW-F	7 WZEW-F	7 WZEW-F	7 WWRO-F	6 WZEW-F	7 WABB-F	7 WAVH-F	7 WAVH-F
			7 WNTM	7 WNTM	7 WAVH-F	7 WZEW-F	6 WRKH-F	8 WZEW-F	7 WNTM	7 WNTM
				7 WAVH-F			6 WAVH-F		9 WDWG-F	9 WDWG-F
							6 WWRO-F >		9 WWRO-F	9 WWRO-F

Other Rated Stations	Metro Share	Cume Rating	TSA AQH Cume	Other Rated Stations--Outside Market	Metro Share	Cume Rating	TSA AQH Cume				
WABB	T	1480	Mobile	0.6	2.8	WKNF-F	C	99.1	Pascagoula, MS	0.4	1.9
WABF	ST	1220	Fairhope	0.6	1.1	WMJY-F	AC	93.7	Biloxi, MS	0.4	1.9
WBHY	REL	840	Mobile	0.4	1.5	WOSM-F	G	103.1	Ocean Springs, MS	0.4	1.6
WDLT	B/G	660	Fairhope	1.0	2.4	WYCL-F	O	107.3	Pensacola, FL	0.7	3.6
WHEP	FS	1310	Foley	0.6	0.9						
WKSJ	ST	1270	Pritchard	1.0	2.7						
WQUA-F	O	102.1	Citronelle	0.9	2.2						

MOBILE

Consolidation Report	12+	25-54	Revenue
American General WAVH-FM, WZEW-FM	4.9 %	7.0 %	11.8 %
Clear Channel WDWG-FM, WKSJ-AM, WKSJ-FM, WMXC-FM, WNTM-AM, WRKH-FM	26.0 %	30.1 %	41.8 %
Cumulus WBLX-FM, WDLT-AM, WDLT-FM, WGOK-AM, WYOK-FM	29.0 %	24.8 %	32.9 %
	60.0 %	61.9 %	86.5 %

AM Stations

WDLT	660	10 kw/0.85 kw (DA-N)	Black Gospel		\$ NA	Katz	Cumulus	Fairhope
WGOK	900	1 kw/0.38 kw (DA-2)	Black Gospel	AURN, ABC, WW1	\$20.00	Allied	Cumulus	
WNTM	710	1 kw (DA-N)	News/Talk	CBS, Westwd, ABC	\$31.00	Clr Chnl	Clear Channel	

FM Stations

WABB	97.5	100 kw @ 1552	CHR	ABC	\$36.00	Christal		
WAVH	106.5	50 kw @ 449	Oldies	CBS, Westwd	\$35.00	Mc-Guild	American General	Daphne
WBLX	92.9	100 kw @ 1555	Black	ABC	\$60.00	Katz	Cumulus	
WDLT	98.3	40 kw @ 548	Black AC	ABC	\$25.00	Katz	Cumulus	Chickasaw
WDWG	104.9	33 kw @ 600	Country	ABC	\$29.00	Clr Chnl	Clear Channel	Moss Point, MS
WKSJ	94.9	100 kw @ 1555	Country	ABC	\$67.00	Clr Chnl	Clear Channel	
WMXC	99.9	100 kw @ 1755	AC	CBS	\$<20.00	Clr Chnl	Clear Channel	
WHSP	105.5	5.3 kw @ 348	Sports	CNN, 1-On-1	\$ NA	Banner		Bay Minette
WRKH	96.1	100 kw @ 1342	Classic AOR	Westwd	\$<20.00	Clr Chnl	Clear Channel	
WYOK	104.1	100 kw @ 1555	Hot AC	Westwd, ABC	\$<20.00	Allied	Cumulus	Atmore, AL
WZEW	92.1	13.5 kw @ 450	Progressive AOR	Westwd	\$ NA	Mc-Guild	American General	Fairhope

Notes: * WKSJ-F revenue level includes WKSJ revenue . . . Other ranked stations -- See Pensacola in the Fall 1999 American Radio

FORMAT CODES

AC	- Adult Contemporary	J	- Jazz and New Adult Contemporary
AC-NR	- Modern AC	KIDS	- Children's
AOR	- Album Oriented Rock	N	- News
AOR-NR	- New Rock	O	- Oldies (50's & 60's)
AOR-P	- Progressive AOR	REL	- Religion, Christian
B	- Black (audience 75%+ Black)	REL-CC	- Contemporary Christian
B/AC	- Black Adult Contemporary	SAC	- Soft Adult Contemporary
B/G	- Black Gospel	SP	- Hispanic/Spanish
B/O	- Black Oldies	SP-C	- Hispanic Contemporary
BIZ	- Business News & Talk	SP-NT	- Hispanic News/Talk/Information
C	- Country	SP-R	- Hispanic-Regional
C/O	- Classic Country	SP-TP	- Hispanic-Tropical
CHR	- Contemporary Hit Radio, Top 40	SP-VA	- Hispanic Variety
CL	- Classical	SP-TJ	- Tejano
CL AOR	- Classic AOR, Classic Rock	SPRTS	- Sports
CL HITS	- Classic Hits/70's Oldies	ST	- Standards, Big Band, Nostalgia
E	- Ethnic (usually Foreign Lang.)	T	- Talk
EZ	- Easy Listening, Beautiful Music	U	- Urban (majority of audience is non-white)
FS	- Full Service	VA	- Variety
G	- Gospel	?	- Others or Unknown

REVENUE LEVEL CODES

A - Less than \$500,000	E - \$3,000,000 to \$3,999,999	I - \$10,000,000 to \$14,999,999
B - \$500,000 to \$999,999	F - \$4,000,000 to \$4,999,999	J - \$15,000,000 to \$19,999,999
C - \$1,000,000 to \$1,999,999	G - \$5,000,000 to \$6,999,999	K - \$20,000,000 to \$29,999,999
D - \$2,000,000 to \$2,999,999	H - \$7,000,000 to \$9,999,999	L - \$30,000,000+

MONTEREY-SALINAS-SANTA CRUZ

Arbitron Rank: 74 **Pop (12+):** 546,300
MSA Rank: 130-Sal.-Mont.; 177-Sta. Cruz
MSA Pop: 636,000
DMA: 119
Average Persons Rating: 16.0
Market TSL in Hours: 21.25

Stations: 37 / 23
Diaries: 1,784 / 306:1 / 55.3%
Sample Target: 1,650
% Below Line: 25.5
% Not Listed: 14.6
Pop per Station: 23,752

Last Year's Revenue: \$16,600,000
Household Income: \$54,589
Total Retail Sales: \$5.6 Bil.
#1 Biller: KTOM-F \$2,150,000
#1 Billing Portfolio
 Clear Channel \$6,100,000

12+ Metro	Format	Winter 00 1/4 Share	Fall 99	Sum 99	Spg 99	Win 99	4-Book Avg.	12+ Metro Cume / Rtg.	Fall 99	Win 99	12+ TSA AQH / Cume	Revenue Level	
1	KDON-F	CHR	77 / 8.8	8.2	7.0	7.3	9.7	7.8	1183 / 21.7	22.3	21.1	C	KDON-F
2	KGO	T	56 / 6.4	5.8	6.8	4.8	6.4	6.0	714 / 13.1	13.0	15.0		KGO
3	KZOL-FF	SP-R	50 / 5.7	4.3	5.1	3.7	3.3	4.7	493 / 9.0	7.6	5.9	B+	KZOL-FF
4	KTOM-F	C	45 / 5.2	5.3	5.0	5.9	5.7	5.3	651 / 11.9	11.7	11.9	D	KTOM-F
5	KWAV-F	AC	44 / 5.0	6.4	3.7	5.6	3.7	5.2	589 / 10.8	11.4	10.4	C	KWAV-F
6	KBOQ-F	CL	34 / 3.9	4.7	4.2	3.8	3.9	4.2	573 / 10.5	9.5	9.3	B	KBOQ-F
6	KIDD	ST	34 / 3.9	3.3	3.6	3.4	4.2	3.6	321 / 5.9	6.5	6.9	A	KIDD
8	KOCN-F	O	33 / 3.8	2.6	3.5	3.5	4.1	3.3	587 / 10.8	8.7	11.9	C	KOCN-F
9	KCDU-FF	AC-NR	30 / 3.4	3.3	2.9	3.7	3.8	3.3	699 / 12.8	12.1	14.0	A	KCDU-FF
9	KPIG-F	AOR-P	30 / 3.4	4.5	5.0	3.2	5.0	4.0	470 / 8.6	10.0	9.1	B	KPIG-F
11	KSEA-F	SP-R	27 / 3.1	1.6	3.0	3.0	1.0	2.7	389 / 7.1	4.7	2.5		KSEA-F
12	KLOK-F	SP-R	26 / 3.0	3.5	4.1	4.8	2.7	3.8	394 / 7.2	6.8	5.5	C	KLOK-F
13	KBTU-F	CHR/U	25 / 2.9	2.7	3.6	4.5	2.0	3.4	451 / 8.3	10.4	5.1	A	KBTU-F
13	KBRG-F	SP-C	25 / 2.9	2.4	1.6	1.8	1.4	2.2	401 / 7.3	6.7	3.7		KBRG-F
15	KSJO-F	AOR	24 / 2.8	2.0	1.2	1.3	1.7	1.8	358 / 6.5	5.9	4.8		KSJO-F
16	KRAY-F	SP-C	23 / 2.6	2.2	2.8	3.2	3.6	2.7	384 / 7.0	6.5	8.1	B*	KRAY-F
17	KCBS	N/T	17 / 2.0	2.0	1.6	2.0	1.5	1.9	414 / 7.6	7.8	7.5		KCBS
18	KMBY-F	AOR-NR	16 / 1.8	1.8	2.5	2.6	2.2	2.2	400 / 7.3	7.3	6.9	A	KMBY-F
19	KMJO-F	AOR	14 / 1.6	0.8	2.5	2.6	2.2	1.9	334 / 6.1	4.9	7.7		KMJO-F
20	KBAY-F	SAC	12 / 1.4	1.0	1.3	1.6	1.4	1.3	185 / 3.4	3.9	5.9		KBAY-F
20	KNBR	SPRTS	12 / 1.4	1.6	1.8	2.0	1.7	1.7	270 / 4.9	4.8	5.9		KNBR
22	KSCO	T	11 / 1.3	2.3	1.7	2.0	2.7	1.8	217 / 4.0	6.7	6.4	B	KSCO
22	KTGE	SP-R	11 / 1.3	2.4	1.6	2.2	0.6	1.9	226 / 4.1	3.6	1.8	B*	KTGE

12+ FM Share (Metro): 78.93% (588 of 745) (Winter 99: 76.45%)

Teens	18-34	18-49	25-49	25-54	35+	12+ AMD	12+ Mid	12+ PMD	12+ Eve	12+ Wknd
1 KDON-F >>>	1 KDON-F	1 KDON-F	1 KZOL-FF	1 KZOL-FF <	1 KGO >	1 KZOL-FF	1 KDON-F <	1 KDON-F >	1 KDON-F >	1 KDON-F >
2 KSEA-F	2 KZOL-FF >	2 KZOL-FF	2 KWAV-F	2 KWAV-F	2 KIDD <	2 KDON-F	2 KGO <	2 KTOM-F <	2 KGO >	2 KGO <
2 KBTU-F	3 KCDU-FF	3 KWAV-F	3 KDON-F	3 KOON-F <	3 KBOQ-F	3 KGO	3 KWAV-F	3 KWAV-F <	3 KTOM-F	3 KZOL-FF
2 KCDU-FF	4 KWAV-F	4 KTOM-F <	4 KTOM-F <	4 KPIG-F <	4 KWAV-F <	4 KWAV-F	4 KZOL-FF	4 KGO	4 KWAV-F <	4 KTOM-F <
2 KTOM-F	4 KSJO-F	5 KCDU-FF	5 KPIG-F	5 KTOM-F <	5 KPIG-F	5 KTOM-F	4 KTOM-F	5 KBOQ-F	5 KBRG-F <	5 KIDO
2 KMBY-F >	4 KTOM-F <	6 KSJO-F <	6 KSJO-F	6 KOCN-F <	5 KOCN-F <	6 KSJO-F	6 KPIG-F <	5 KOCN-F <	6 KBOQ-F <	6 KBOQ-F
	7 KLOK-F <	7 KPIG-F	6 KCDU-FF	7 KGO	7 KTOM-F <	6 KCDU-FF <	7 KBOQ-F <	7 KPIG-F	7 KOCN-F	7 KWAV-F
	8 KSEA-F <	7 KLOK-F <	6 KOCN-F <	8 KCDU-FF	8 KZOL-FF	8 KIDD <	8 KOCN-F <	7 KIDD <	7 KMBY-F	7 KSEA-F <
	9 KBTU-F <	9 KBRG-F	9 KGO <	8 KSJO-F	9 KDON-F	9 KPIG-F <	9 KIDD <	9 KCDU-FF <	7 KCDU-FF	9 KOCN-F <
	10 KBRG-F	9 KBTU-F <		8 KLOK-F <	10 KCBS	10 KOCN-F	10 KLOK-F	10 KSEA-F		

Wom 18-24	Wom 18-34	Wom 25-34	Wom 18-49	Wom 25-54	Men 18-24	Men 18-34	Men 25-34	Men 18-49	Men 25-54	12+ Ovmile
1 KDON-F >	1 KDON-F	1 KZOL-FF	1 KDON-F <	1 KWAV-F	1 KDON-F >>	1 KDON-F	1 KZOL-FF	1 KZOL-FF <	1 KZOL-FF	1 KGO >>
2 KCDU-FF >	2 KZOL-FF <	1 KWAV-F >	2 KWAV-F >	2 KDON-F <	2 KLOK-F	2 KSJO-F <	1 KSJO-F >	2 KDON-F <	1 KPIG-F	2 KDON-F
3 KSEA-F	3 KCDU-FF	3 KTOM-F	3 KZOL-FF	3 KZOL-FF	3 KZOL-FF	3 KZOL-FF	3 KSEA-F	3 KSJO-F	3 KSJO-F	3 KIDD
4 KZOL-FF	3 KWAV-F	4 KCDU-FF	3 KTOM-F	4 KTOM-F	3 KMJO-F	4 KLOK-F	3 KLOK-F	4 KLOK-F <	4 KGO <	4 KZOL-FF
4 KTOM-F	5 KTOM-F	4 KDON-F	5 KCDU-FF <	5 KOCN-F	3 KSJO-F	5 KMJO-F	5 KDON-F	5 KPIG-F <	5 KLOK-F	4 KTOM-F
4 KBTU-F >	6 KBTU-F	5 KBTU-F	6 KBTU-F >	6 KGO	5 KTOM-F	5 KSEA-F		6 KCDU-FF	5 KOCN-F	4 KWAV-F
	7 KBRG-F	6 KBRG-F	7 KGO	6 KBTU-F	6 KBRG-F	7 KTOM-F		7 KTOM-F	7 KSEA-F	
	7 KSEA-F	8 KBAY-F	7 KSEA-F	8 KCDU-FF	6 KCDU-FF >	7 KCDU-FF		7 KMJO-F <	7 KCDU-FF	
	9 KSES-F	8 KLOK-F	7 KRAY-F	8 KRAY-F		9 KSEA-F		9 KSEA-F	7 KDON-F	
	9 KLOK-F	8 KSES-F >	7 KBRG-F			9 KBRG-F		9 KOCN-F	7 KTOM-F	
	9 KRAY-F		7 KOCN-F					9 KBRG-F		

MONTEREY-SALINAS-SANTA CRUZ

Other Rated Stations				Metro Share	Cume Rating	TSA AQH Cume	Consolidation Report			
KCDU-F	AC-NR	93.5	Hollister	3.3	12.4					
KHIP-F	AC-NR	93.7	Felton	0.1	0.4					
KKMC	REL	88.0	Gonzales	0.6	2.2					
KLXM-F	SP-C	97.9	Salinas	0.7	2.8					
KSES-F	SP-C	107.1	Seaside	1.1	4.4					
KTEE-F	AOR-P	103.9	Seaside	1.1	3.0					
KTOM	C/O	138.0	Salinas	0.5	0.6					
KZSL-F	SP-VA	93.9	King City	1.0	2.7					
								12+	25-54	Revenue
								19.9 %	16.6 %	36.7 %
								KDON-FM, KMJO-FM, KOCN-FM, KTOM-AM, KTOM-FM, KTX-AM		
								9.8 %	11.8 %	17.2 %
								KCTY-AM, KLOK-FM, KLXM-FM, KRAY-FM, KSES-AM, KSES-FM, KTGE-AM, KZSL-FM		
								8.1 %	8.8 %	10.3 %
								KBTU-FM, KCDU-FM, KHIP-FM, KMBY-FM, KPIG-FM		
								37.8 %	37.2 %	64.2 %

Other Rated Stations--Outside Market				Metro Share	Cume Rating	TSA AQH Cume
KARA-F	AC	105.7	Santa Clara	0.5	1.4	
KEZR-F	AC/CHR	106.5	San Jose	0.3	2.5	
KLOK	SP-R	117.0	San Jose	0.3	1.1	
KOIT-F	SAC	96.5	San Francisco	0.3	1.4	
KSFO	T	56.0	San Francisco	0.5	1.0	
KUFX-F	CL AOR	98.5	San Jose	0.9	3.1	

AM Stations

Station	Freq	Power	Format	Notes
KIDD	630	1 kw (DA-2)	Standards	Westwd, CNN
KSCO	1080	10 kw/5 kw (DA-N)	Talk	AP
KTGE	1570	5 kw/0.5 kw (DA-2)	Hispanic-Regional	Lotus

FM Stations

Station	Freq	Power	Format	Notes
KBOO	95.5	1.7 kw @ 630	Classical	\$30.00 Mc-Guild Carmel
KBTU	101.7	2.4 kw @ 528	Dance CHR	\$<20.00 Mc-Guild New Wave Carmel
KCDU	93.5	0.11 kw @ 2296	Modern AC	\$ NA Mc-Guild New Wave Hollister
KDON	102.5	18.5 kw @ 2270	CHR	\$40.00 Ctr Chnl Clear Channel
KHIP	93.7	0.028 kw @ 1260	Simul. KCDU-F	
KLOK	99.5	30 kw @ 640	Hispanic-Regional	\$<20.00 Caballero Entravision, pend. Greenfield
KMBY	104.3	6 kw @ 328	AOR-New Rock	\$<20.00 Mc-Guild New Wave Gonzales
KMJO	92.7	6.9 kw @ 620	AOR (KSJO-F)	\$ NA Eastman Clear Channel Marina
KOCN	105.1	1.8 kw @ 600	Oldies	Westwd \$31.00 Ctr Chnl Clear Channel Pacific Grove
KPIG	107.5	2.85 kw @ 335	Progressive AOR	\$27.00 Mc-Guild New Wave Freedom
KRAY	103.5	2.5 kw @ 512	Hispanic-Regional	\$<20.00 Lotus Entravision, pend.
KSEA	107.9	0.87 @ 1637	Hispanic-Regional	\$ NA -- Greenfield
KTOM	100.7	1.4 kw @ 2385	Country	\$51.00 Ctr Chnl Clear Channel
KWAV	95.9	18 kw @ 2450	AC	AP \$47.00 D&R Buckley
KZOL	99.1	1.1 kw @ 2608	Simul. KSOL-F	

Notes: Other ranked stations -- See San Francisco or San Jose . . . * KRAY-F revenue level includes KCTY and KLXM-F revenue; ^ KTGE revenue level includes KZSL-F revenue; + KZOL-F revenue level represents only revenue derived from Monterey-Salinas-Santa Cruz . . . 4/00 KCTY, KLXM-F, KRAY-F, KTGE and KZSL-F sold by Z-Spanish to Entravision as part of a \$475,000,000 group transaction

NASHVILLE

Arbitron Rank: 43	Pop (12+): 981,200	Stations: 27 / 27	Last Year's Revenue: \$63,200,000
MSA Rank: 48		Diaries: 1,509 / 650:1 / 51.6%	Household Income: \$50,867
MSA Pop: 1,170,000		Sample Target: 1,430	Total Retail Sales: \$13.8 Bil.
DMA: 30		% Below Line: 0.0	#1 Biller: WSIX-F \$13,100,000
Average Persons Rating: 14.6		% Not Listed: 14.4	#1 Billing Portfolio
Market TSL in Hours: 19.50		Pop per Station: 36,341	Clear Channel \$25,200,000

12+ Metro	Format	Winter 00 1/4 Share	Fall 99	Sum 99	Spq 99	Win 99	4-Book Avg.	12+ Metro Cume / Rtg.	Fall 99	Win 99	12+ TSA AQH / Cume	Revenue Level	
1	WQOK-F	B	138 / 9.7	8.4	10.0	7.7	8.5	8.9	1634 / 16.6	16.0	15.2	G	WQOK-F
2	WRVW-F	CHR	126 / 8.8	7.7	6.9	5.9	6.4	7.3	2315 / 23.6	20.7	21.1	F	WRVW-F
3	WSIX-F	C	94 / 6.6	6.2	7.9	8.9	8.7	7.4	1419 / 14.6	16.1	20.3	I	WSIX-F
4	WJXA-F	SAC	93 / 6.5	8.2	6.1	5.4	6.5	6.6	1366 / 13.9	15.7	14.2	G	WJXA-F
5	WNRQ-F	CL AOR	92 / 6.4	6.7	8.1	9.0	7.8	7.6	1304 / 13.3	14.3	15.7	E	WNRQ-F
6	WRMX-F	O	74 / 5.2	6.0	5.3	5.7	6.3	5.5	1195 / 12.2	15.9	16.4	E	WRMX-F
6	WSM-F	C	74 / 5.2	4.4	6.2	6.5	6.9	5.6	1258 / 12.8	12.4	15.2	H	WSM-F
8	WWTN-F	T	66 / 4.6	4.7	3.5	3.2	4.8	4.0	1209 / 12.3	13.3	11.9	F	WWTN-F
9	WKDF-F	C	60 / 4.2	4.5	3.4	3.6	3.9	3.9	1003 / 10.2	10.7	11.7	F	WKDF-F
10	WZPC-F	AOR-NR	47 / 3.3	4.7	4.0	4.0	1.0	4.0	1073 / 10.9	13.4	12.1	A	WZPC-F
11	WGFX-F	B/O	46 / 3.2	2.8	3.5	2.5	3.3	3.0	1047 / 10.7	12.0	10.5	F	WGFX-F
12	WLAC	T	45 / 3.1	3.3	3.2	2.5	3.9	3.0	892 / 9.1	9.5	9.9	D	WLAC
13	WSM	C/F/S	42 / 2.9	3.7	3.7	2.7	2.9	3.3	653 / 6.7	7.9	8.1	D	WSM
14	WZTO-F	REL-CC	39 / 2.7	2.3	1.7	2.3	1.8	2.3	582 / 5.9	7.7	7.1		WZTO-F
15	WVOL	B/G	38 / 2.7	3.0	2.3	2.7	2.2	2.7	416 / 4.2	4.0	3.2	A	WVOL
16	WQZQ-F	CHR/B	36 / 2.5	2.1	3.4	3.0	2.7	2.8	1042 / 10.6	10.0	11.8	B	WQZQ-F
17	WNPL-F	B/O	28 / 2.0	2.3	2.2	2.6	2.7	2.3	547 / 5.6	5.7	6.4		WNPL-F
18	WRQQ-F	AC/CHR	21 / 1.5						371 / 3.8				WRQQ-F
19	WAMB-AF	ST	15 / 1.0	1.1	1.0	1.0	0.8	1.0	223 / 2.3	2.7	2.4		WAMB-AF
20	WMDB	B	14 / 1.0	0.6	0.5	1.0	0.7	0.8	158 / 1.6	1.5	1.4		WMDB

12+ FM Share (Metro): 87.16% (1066 of 1223) (Winter 99: 86.00%)

Teens	18-34	18-49	25-49	25-54	35+	12+ AMD	12+ Mid	12+ PMD	12+ Eve	12+ Wknd
1 WRVW-F	1 WRVW-F <	1 WRVW-F <	1 WRVW-F <	1 WRVW-F <	1 WSIX-F	1 WSIX-F	1 WJXA-F <	1 WQOK-F	1 WQOK-F >>	1 WQOK-F
2 WQOK-F	2 WQOK-F	2 WQOK-F	2 WNRQ-F <	2 WJXA-F	2 WRMX-F	2 WRVW-F <	2 WRVW-F	2 WRVW-F	2 WRVW-F >	2 WRVW-F >
3 WQZQ-F >	3 WNRQ-F >	3 WNRQ-F	3 WQOK-F <	2 WQOK-F <	3 WQOK-F <	3 WQOK-F	3 WSIX-F <	3 WNRQ-F <	3 WJXA-F <	3 WSM-F <
4 WZPC-F >>>	4 WJXA-F	4 WJXA-F	4 WJXA-F	4 WNRQ-F	4 WJXA-F <	4 WNRQ-F	4 WNRQ-F	4 WJXA-F	4 WNRQ-F	4 WNRQ-F
	5 WZPC-F	5 WWTN-F <	5 WWTN-F	5 WRMX-F <	5 WSM-F	5 WJXA-F	5 WQOK-F	5 WWTN-F <	5 WSM	5 WJXA-F
	6 WKDF-F	6 WSIX-F <	6 WSIX-F	6 WSIX-F <	6 WWTN-F	5 WRMX-F <	5 WRMX-F <	6 WQZQ-F <	6 WQZQ-F <	5 WSIX-F
	7 WGFX-F	7 WKDF-F	7 WKDF-F <	7 WWTN-F <	7 WRVW-F <	7 WSM-F	7 WWTN-F	7 WSIX-F	7 WRMX-F <	5 WRMX-F
	7 WWTN-F <	8 WSM-F <	8 WSM-F	8 WSM-F	8 WSM <	8 WKDF-F <	8 WLAC <	8 WRMX-F <	8 WZPC-F	8 WSM
		9 WGFX-F	9 WGFX-F	9 WKDF-F	9 WLAC	9 WWTN-F <	9 WSM-F	9 WKDF-F	9 WWTN-F	9 WVOL <
		10 WZPC-F <	10 WRMX-F	10 WGFX-F	9 WNRQ-F <	10 WZPC-F	9 WKOF-F >	10 WZPC-F <	9 WKOF-F	10 WGFX-F <

Wom 18-24	Wom 18-34	Wom 25-34	Wom 18-49	Wom 25-54	Men 18-24	Men 18-34	Men 25-34	Men 18-49	Men 25-54	12+ Ovrnite
1 WQOK-F	1 WRVW-F	1 WRVW-F	1 WRVW-F	1 WRVW-F	1 WQOK-F	1 WNRQ-F	1 WNRQ-F >	1 WNRQ-F >	1 WNRQ-F	1 WQOK-F <
1 WRVW-F >>	2 WQOK-F >	2 WJXA-F >	2 WQOK-F	2 WJXA-F	2 WNRQ-F	2 WQOK-F	2 WQOK-F	2 WQOK-F	2 WWTN-F	2 WWTN-F
3 WQZQ-F	3 WJXA-F	3 WQOK-F	3 WJXA-F	3 WQOK-F <	3 WRVW-F >	3 WRVW-F >	3 WRVW-F <	3 WWTN-F	3 WQOK-F	3 WNRQ-F <
4 WNRQ-F	4 WNRQ-F <	4 WSM-F	4 WSM-F	4 WSM-F <	4 WZPC-F >>	4 WZPC-F	4 WWTN-F	4 WRVW-F	4 WRMX-F	4 WRVW-F >
4 WGFX-F	5 WSM-F <	5 WNRQ-F	5 WSIX-F <	5 WSIX-F <	5 WJXA-F <	4 WJXA-F	5 WJXA-F <	4 WJXA-F	4 WJXA-F	5 WSIX-F <
	6 WGFX-F	6 WGFX-F	6 WGFX-F	6 WRMX-F >	6 WWTN-F	6 WZPC-F	6 WZPC-F <	6 WSIX-F <	6 WSIX-F <	
	7 WRQQ-F	6 WSIX-F	6 WKDF-F	7 WGFX-F	6 WKOF-F >	7 WKDF-F	7 WKDF-F	7 WRVW-F <	7 WRVW-F <	
	7 WSIX-F <	6 WZTO-F	8 WNRQ-F <	7 WKDF-F		8 WSIX-F	8 WSIX-F	8 WKDF-F <	8 WKDF-F <	
	9 WQZQ-F	9 WRQQ-F	9 WRMX-F	10 WNRQ-F		9 WZTO-F <	9 WGFX-F	9 WLAC	9 WLAC	
								10 WZPC-F <		

Other Rated Stations	Metro Share	Cume Rating	TSA AQH Cume
WBOZ-F	G	104.9	Woodbury 0.9 2.4
WNSG	SPRIS	560	Brentwood 0.4 1.9
WRLT-F	AOR-P	100.1	Franklin 0.9 4.2
WYYB-F	AOR-P	93.7	Kingston Springs 0.3 1.2

NASHVILLE

Consolidation Report	12+	25-54	Revenue
Citadel, pend. WGFX-FM, WKDF-FM	7.4 %	8.8 %	13.4 %
Clear Channel WLAC-AM, WNRO-FM, WRVW-FM, WSIX-FM, WZTO-FM	27.6 %	28.8 %	39.9 %
Cromwell WQZQ-FM, WZPC-FM	5.8 %	3.8 %	1.9 %
Gaylord WSM-AM, WSM-FM, WWTN-FM	12.7 %	12.6 %	21.4 %
Midwestern WNPL-FM, WQOK-FM, WRQQ-FM	13.2 %	12.1 %	7.9 %
South Central WJXA-FM, WRMX-FM	11.7 %	14.3 %	12.6 %
	78.4 %	80.4 %	97.1 %

AM Stations

Station	Power	Time	Format	Advertiser	Agency	Product	Location
WAMB	1160	50 kw/1 kw (DA-N)	Standards	Westwd, CNN, CBS	\$20.00	Roslin	Donelson
WLAC	1510	50 kw (DA-N)	Talk/Religion	CBS	\$45.00	Sentry	Clear Channel
WMDB	880	2.5 kw (DA, Days)	Black		\$19.00	--	
WSM	650	50 kw	Country/Full Svc.	ABC	\$48.00	Christal	Gaylord
WVOL	1470	5 kw/1 kw (DA-2)	Black Gospel	ABC	\$ NA	Allied	Midwestern Berry Hill

FM Stations

Station	Power	Time	Format	Advertiser	Agency	Product	Location
WAMB	98.7	0.075 kw @ 260	Simul. WAMB				
WGFX	104.5	49 kw @ 1312	Black Oldies	Source	\$84.00	Katz	Citadel, pend.
WJXA	92.9	100 kw @ 1053	Soft AC		\$79.00	Eastman	South Central
WKDF	103.3	100 kw @ 1233	Country	ABC	\$83.00	Katz	Citadel, pend.
WHLPL	106.7	1.1 kw @ 774	Black Oldies		\$ NA	Allied	Midwestern Belle Meade
WHRO	105.9	100 kw @ 1233	Classic AOR		\$80.00	Sentry	Clear Channel
WQOK	92.1	3 kw @ 463	Black	ABC	\$62.00	Allied	Midwestern Hendersonville
WQZQ	102.5	100 kw @ 856	Dance CHR	ABC	\$ NA	--	Cromwell Dickson
WRMX	96.3	100 kw @ 826	Oldies		\$59.00	Eastman	South Central Murfreesboro
WRQQ	97.1	45 kw @ 518	Hot AC		\$ NA	Allied	Midwestern Goodlettsville
WRVW	107.5	58 kw @ 1235	CHR		\$60.00	Sentry	Clear Channel Lebanon
WSIX	97.9	100 kw @ 1145	Country		\$214.00	Mc-Guild	Clear Channel
WSM	95.5	100 kw @ 1286	Country		\$160.00	Christal	Gaylord
WWTN	99.7	100 kw @ 1296	Talk	ABC	\$33.00	Christal	Gaylord Manchester
WZPC	102.9	100 kw @ 820	New Rock		\$ NA	--	Cromwell Shelbyville
WZTO	101.1	47 kw @ 1289	Contemp. Christian		\$ NA	Sentry	Clear Channel Russelville, KY

Notes: 5/00 WGFX-F and WKDF-F sold by Dick to Citadel as part of a \$300,000,000 multi-market transaction

NASSAU-SUFFOLK (Long Island)

Arbltron Rank: 17 **Pop (12+):** 2,286,500
MSA Rank: 16
MSA Pop: 2,670,000
DMA: New York (#1)
Average Persons Rating: 16.5
Market TSL In Hours: 21.75

Stations: 43 / 15
Diaries: 3,246 / 704:1 / 48.9%
Sample Target: 3,270
% Below Line: NA
% Not Listed: NA
Pop per Station: 152,433

Last Year's Revenue: \$41,900,000
Household Income: \$80,097
Total Retail Sales: \$32.05 Bil.
#1 Biller: WALK-AF \$14,000,000
#1 Billing Portfolio
Clear Channel (WALK-AF) \$14,000,000

12+ Metro	Format	Winter 00 1/4 Share	Fall 99	Sum 99	Spg 99	Win 99	4-Book Avg.	12+ Metro Cume / Rtg.	Fall 99	Win 99	12+ TSA AQH / Cume	Revenue Level	
1	WALK-F	AC	208 / 5.5	6.3	6.9	6.0	5.3	6.2	2787 / 12.2	12.0	12.4	I	WALK-F
2	WBLI-F	AC/CHR	165 / 4.4	4.8	5.3	5.0	4.2	4.9	3488 / 15.3	15.4	13.9	G	WBLI-F
3	WHLI-AA	ST	156 / 4.1	3.9	4.1	2.6	3.6	3.7	1047 / 4.6	5.3	4.6	C	WHLI-AA
4	WBAB-FF	AOR	126 / 3.3	3.6	4.1	3.8	3.3	3.7	2172 / 9.5	9.5	10.4	G	WBAB-FF
5	WBZO-F	O	112 / 3.0	3.0	3.0	2.6	3.4	2.9	1984 / 8.7	8.8	7.9	E	WBZO-F
6	WKJY-F	AC	95 / 2.5	2.1	2.1	2.1	2.1	2.2	1518 / 6.6	5.8	5.0	F	WKJY-F
7	WLIR-FF	AOR-NR	66 / 1.7	1.4	1.7	1.4	1.5	1.6	1587 / 6.9	6.1	7.2	D	WLIR-FF
8	WMJC-F	C	57 / 1.5	1.3	1.6	1.5	1.7	1.5	885 / 3.9	3.7	4.2	C	WMJC-F
9	WRCN-F	CL HITS	34 / 0.9	0.9	0.6	0.8	0.7	0.8	745 / 3.3	2.3	2.2	C	WRCN-F
10	WLUX	ST	33 / 0.9	0.9	1.2	0.9	1.5	1.0	541 / 2.4	2.4	3.1		WLUX
11	WXXP-F	CHR/US	23 / 0.6	0.9	0.6	0.9	0.4	0.7	498 / 2.2	1.7	1.7		WXXP-F
12	WBAZ-F	SAC	14 / 0.4						169 / 0.7				WBAZ-F

12+ FM Share (Metro): NA

Teens	18-34	18-49	25-49	25-54	35+	12+ AMD	12+ Mid	12+ PMD	12+ Eve	12+ Wknd
1 WBLI-F >>>	1 WBLI-F <	1 WALK-F	1 WALK-F	1 WALK-F >	1 WALK-F <	1 WALK-F >	1 WALK-F >	1 WALK-F	1 WBLI-F >>	1 WHLI-AA
2 WXXP-F	2 WBAB-FF	2 WBLI-F <	2 WBAB-FF <	2 WBAB-FF <	2 WHLI-AA >	2 WBLI-F	2 WBAB-FF <	2 WBLI-F	2 WALK-F	2 WBLI-F <
3 WALK-F	3 WLIR-FF	3 WBAB-FF >	3 WBLI-F >	3 WBLI-F	3 WBZO-F	3 WBAB-FF	3 WBLI-F	3 WBZO-F <	3 WBAB-FF	3 WALK-F >
4 WBAB-FF	4 WALK-F >>	4 WLIR-FF	4 WBZO-F <	4 WBZO-F	4 WKJY-F	4 WHLI-AA <	4 WHLI-AA <	4 WBAB-FF <	4 WLIR-FF	4 WBZO-F
4 WLIR-FF >>	5 WBZO-F <	5 WKJY-F <	5 WLIR-FF >	5 WKJY-F	5 WBLI-F <	5 WBZO-F	5 WKJY-F	5 WHLI-AA	4 WBZO-F	5 WBAB-FF
	6 WXXP-F <	6 WBZO-F >		6 WLIR-FF	6 WBAB-FF >	6 WKJY-F >	5 WBZO-F >	6 WKJY-F		6 WKJY-F
	7 WKJY-F							7 WLIR-FF		

Wom 18-24	Wom 18-34	Wom 25-34	Wom 18-49	Wom 25-54	Men 18-24	Men 18-34	Men 25-34	Men 18-49	Men 25-54	12+ Ovrnite
1 WBLI-F >>	1 WBLI-F >>	1 WBLI-F >>	1 WALK-F	1 WALK-F >	1 WBAB-FF >	1 WBAB-FF >	1 WBAB-FF >	1 WBAB-FF >>	1 WBAB-FF	1 WBLI-F
2 WKJY-F	2 WALK-F	2 WALK-F	2 WBLI-F >>	2 WBLI-F >	2 WLIR-FF	2 WLIR-FF >	2 WLIR-FF >	2 WALK-F	2 WALK-F	2 WALK-F >
2 WALK-F	3 WBAB-FF	2 WBAB-FF >	3 WKJY-F	3 WKJY-F <	2 WBLI-F >	3 WBLI-F <	3 WALK-F	3 WLIR-FF	3 WBZO-F >	3 WBAB-FF
2 WLIR-FF	4 WLIR-FF >	4 WLIR-FF	4 WBAB-FF	4 WBZO-F	4 WALK-F >>	4 WALK-F >	3 WRCN-F	4 WBZO-F	4 WBLI-F <	4 WBZO-F
	5 WKJY-F <	5 WBZO-F	5 WLIR-FF	5 WBAB-FF			5 WBLI-F >		5 WLIR-FF	4 WRCN-F
	6 WBZO-F		6 WBZO-F	6 WMJC-F <						
				7 WLIR-FF						

□

NASSAU-SUFFOLK (Long Island)

Other Rated Stations—Outside Market				Metro Share	Cume Rating	TSA AQH Cume	Consolidation Report			
							12+	25-54	Revenue	
WABC	T	770	New York	2.8	6.6		Barnstable	12.0 %	14.4 %	27.9 %
WAXQ-F	CL AOR	104.3	New York	2.7	8.3		WBZO-FM, WGSM-AM, WHLI-AM, WKJY-FM, WMJC-FM, WRCN-FM			
WBBR	BIZ	1130	New York	0.5	2.2		Cox Radio	7.8 %	13.5 %	25.1 %
WBLS-F	B/AC	107.5	New York	1.6	5.3		WBAB-FM, WBLI-FM, WHFM-FM			
WCAA-F	SP-C	105.9	Newark, NJ	0.3	1.1		Jarad	2.3 %	11.9 %	6.7 %
WCBS	N	880	New York	4.0	14.1		WDRE-FM, WLIR-FM, WXXP-FM			
WCBS-F	O	101.1	New York	4.0	11.2					
WEZN-F	SAC	99.9	Bridgeport, CT	1.0	4.1					
WFAN	SPRIS	660	New York	2.9	10.4			22.1 %	39.8 %	59.7 %
WFME-F	REL	94.7	Newark, NJ	0.3	0.8					
WHTZ-F	CHR	100.3	Newark, NJ	4.5	18.7					
WHS	N	1010	New York	2.8	13.7					
WKTU-F	CHR/U	103.5	Lake Success, NY	3.4	12.4					
WLTW-F	SAC	106.7	New York	3.5	10.0					
WMCA	REL	570	New York	0.4	1.3					
WNEW-F	T	102.7	New York	2.3	6.3					
WOR	T	710	New York	2.9	6.6					
WPAT-F	SP-C	93.1	Paterson, NJ	0.9	2.0					
WPLJ-F	CHR/AC	95.5	New York	2.2	10.0					
WPLR-F	AOR	99.1	New Haven, CT	0.4	1.4					
WOCD-F	J	101.9	New York	2.3	6.9					
WQHT-F	U/CHR	97.1	New York	3.3	9.3					
WQXR-F	CL	96.3	New York	1.9	5.4					
WRKS-F	B/AC	98.7	New York	1.5	4.1					
WSKQ-F	SP-TP	97.9	New York	1.3	3.0					
WTJM-F	B/O	105.1	New York	1.5	5.9					
WXRK-F	T/NR	92.3	New York	4.7	13.7					
WYHY-F	C	107.1	Briarcliff Manor, NY	0.5	1.6					

AM Stations

Station	Freq	Power	Format	Notes	Revenue	Company	Market
WGSM	740	25 kw/0.043 kw (DA-2)	Simul. WHLI				Huntington
WHLI	1100	10 kw (Days, DA)	Standards		\$35.00	D&R	Hempstead
WLUX	540	0.25 kw/0.204 kw	Standards	Jones, USA	\$ NA	—	Islip

FM Stations

Station	Freq	Power	Format	Notes	Revenue	Company	Market
WALK	97.5	39 kw @ 554	AC		\$228.00	Katz	Patchogue
WBAB	102.3	6 kw @ 268	AOR		\$115.00	Christal	Babylon
WBAZ	101.7	5.5 kw @ 341	Soft AC			Allied	Southold
WBLI	106.1	48.5 kw @ 499	AC/CHR		\$110.00	Christal	Patchogue
WBZO	103.1	3 kw @ 285	Oldies		\$57.00	D&R	Bay Shore
WDRE	98.5	6 kw @ 282	Simul. WLIR-F				Westhampton
WHFM	95.3	5 kw @ 400	Simul. WBAB-F				Southampton
WKJY	98.3	3 kw @ 328	AC		\$110.00	Interep	Hempstead
WLIR	92.1	1 kw @ 521	New Rock		\$60.00	Christal	Garden City
WMJC	94.3	3 kw @ 300	Country		\$ NA	D&R	Smithtown
WRCN	103.9	1.52 kw @ 466	Classic Hits		\$46.00	D&R	Riverhead
WXXP	105.3	6 kw @ 292	CHR/Urban		\$ NA	—	Calverton-Roanoke

Notes: Nassau-Suffolk is a portion of the New York Arbitron metro area. Only stations home to Nassau-Suffolk are ranked here . . . The Metro and Total survey areas are the same

NEW ORLEANS

Arbitron Rank: 41 Pop (12+): 1,022,800
 MSA Rank: 44
 MSA Pop: 1,310,000
 DMA: 41
 Average Persons Rating: 15.7
 Market TSL in Hours: 21.00

Stations: 25 / 23
 Diaries: 2,740 / 373:1 / 47.0%
 Sample Target: 2,810
 % Below Line: 0.8
 % Not Listed: 12.6
 Pop per Station: 44,470

Last Year's Revenue: \$52,800,000
 Household Income: \$38,871
 Total Retail Sales: \$12.5 B.
 #1 Billing: WWL/WSMB \$10,250,000
 #1 Billing Portfolio
 Entercom \$22,130,000

12+ Metro	Format	Winter 00 1/4 Share	Fall 99	Sum 99	Spq 99	Win 99	4-Book Avg.	12+ Metro Cume / Rtg.	Fall 99	Win 99	12+ TSA AQH / Cume	Revenue Level	
1	WQUE-F	B	204 / 12.7	14.4	15.0	14.6	14.3	14.2	2216 / 21.7	23.8	22.4	G	WQUE-F
2	WYLD-F	B/AC	147 / 9.2	9.0	8.9	9.5	8.5	9.1	1802 / 17.6	17.1	16.9	G*	WYLD-F
3	WLMG-F	SAC	115 / 7.2	5.3	5.1	4.2	4.8	5.4	1576 / 15.4	13.5	13.1	E	WLMG-F
3	WWL	N/T	115 / 7.2	7.6	7.8	5.6	7.4	7.0	1699 / 16.6	20.1	17.7	I*	WWL
5	KMEZ-F	B/AC	96 / 6.0	5.6	6.3	6.1	4.5	6.0	1307 / 12.8	12.3	10.9	C	KMEZ-F
5	WTKL-F	O	96 / 6.0	5.9	5.6	4.9	5.7	5.6	1309 / 12.8	11.7	11.2	D	WTKL-F
7	WNOE-F	C	70 / 4.4	5.7	6.4	6.9	6.1	5.8	1289 / 12.6	13.8	12.9	G	WNOE-F
8	WRNO-F	CL ADR	67 / 4.2	4.0	3.8	4.3	4.4	4.1	1144 / 11.2	11.0	12.4	D	WRNO-F
8	WEZB-F	CHR	67 / 4.2	3.7	3.7	3.7	4.0	3.8	1748 / 17.1	16.0	16.8	D	WEZB-F
10	WLTS-F	AC	66 / 4.1	5.2	3.9	4.0	3.2	4.3	1197 / 11.7	12.1	10.9	E	WLTS-F
11	KKND-F	ADR-P	64 / 4.0	4.5	4.7	4.7	5.1	4.5	1181 / 11.5	10.6	13.1	D	KKND-F
11	KUMX-F	CHR	64 / 4.0	4.4	4.2	3.8	4.3	4.1	1628 / 15.9	15.7	15.5	C	KUMX-F
13	WYLD	B/G	62 / 3.9	3.6	3.9	4.4	4.4	3.9	790 / 7.7	7.3	8.6	*	WYLD
14	WBYU	ST	31 / 1.9	1.8	2.0	2.2	2.0	2.0	362 / 3.5	4.5	4.2	B	WBYU
15	WCKW-F	CL HITS	30 / 1.9	1.3	1.3	1.4	1.5	1.5	705 / 6.9	5.8	6.5	C	WCKW-F
16	WSMB	SPRTS	17 / 1.1	0.6	0.7	0.8	0.7	0.8	385 / 3.0	2.9	3.2	^	WSMB
17	WBOK	B/G	16 / 1.0	1.2	1.1	1.4	1.1	1.2	263 / 2.6	3.2	2.8	A	WBOK

12+ FM Share (Metro): 80.26% (1126 of 1403) (Winter 99: 79.12%)

Teens	18-34	18-49	25-49	25-54	35+	12+ AMD	12+ Mid	12+ PMD	12+ Eve	12+ Wknd
1 WQUE-F >>>	1 WQUE-F >>	1 WQUE-F	1 WYLD-F	1 WYLD-F >	1 WWL <	1 WQUE-F	1 WLMG-F	1 WQUE-F >	1 WQUE-F >	1 WQUE-F >
2 WEZB-F	2 KKND-F <	2 WYLD-F >	2 WQUE-F	2 WQUE-F >	2 WYLD-F	2 WWL	2 WWL <	2 WYLD-F	2 WYLD-F >	2 WYLD-F >
3 KUMX-F >>	3 WYLD-F >	3 WLMG-F <	3 WLMG-F <	3 WLMG-F <	3 WTKL-F <	3 WYLD-F	3 WQUE-F <	3 WLMG-F <	3 KMEZ-F	3 KMEZ-F
	4 WLMG-F <	4 KMEZ-F	4 KMEZ-F	4 KMEZ-F <	4 WLMG-F <	4 WRNO-F	4 WYLD-F	4 WWL	4 WEZB-F	4 WTKL-F <
	5 KUMX-F <	5 WLTS-F <	5 WLTS-F <	5 WWL <	5 KMEZ-F >	5 WLMG-F	5 WTKL-F	5 KMEZ-F <	5 KKND-F <	5 WLMG-F <
	6 WEZB-F <	6 KKND-F <	6 WRNO-F	6 WRNO-F <	6 WRNO-F <	6 WTKL-F	6 WLTS-F <	6 WTKL-F	6 WLMG-F	6 WYLD
	7 WLTS-F	7 WRNO-F	7 WWL <	7 WLTS-F	7 WYLD <	7 WYLD <	7 KMEZ-F <	7 KKND-F <	7 KUMX-F <	7 WNOE-F <
		8 WWL <	8 KKND-F <	7 WTKL-F	8 WNOE-F	8 WLTS-F	8 WNOE-F	8 WLTS-F <	8 WYLD	8 WEZB-F <
		9 KUMX-F <	9 WNOE-F <	9 WNOE-F <	9 WLTS-F	8 KMEZ-F	9 WRNO-F	9 KUMX-F	9 WWL <	9 WWL <
			10 WTKL-F	10 KKND-F	9 WQUE-F	8 KUMX-F	9 KKND-F <	9 WNOE-F <	10 WTKL-F >	10 KKND-F <
						8 WNOE-F <				

Wom 18-24	Wom 18-34	Wom 25-34	Wom 18-49	Wom 25-54	Men 18-24	Men 18-34	Men 25-34	Men 18-49	Men 25-54	12+ Ovrite
1 WQUE-F >>>	1 WQUE-F >>	1 WQUE-F	1 WQUE-F <	1 WYLD-F	1 WQUE-F >>>	1 WQUE-F >>	1 WQUE-F	1 WQUE-F	1 WYLD-F	1 WQUE-F
2 WEZB-F >	2 WYLD-F	2 WYLD-F	2 WYLD-F	2 WLMG-F	2 KKND-F >	2 KKND-F >	2 KKND-F >	2 WYLD-F	2 WRNO-F	2 WYLD-F >
3 WYLD-F	3 WLMG-F <	3 WLTS-F <	3 WLMG-F	3 WLTS-F	3 WYLD-F	3 WYLD-F	3 WYLD-F	3 WRNO-F <	3 WWL	3 WLMG-F
3 KUMX-F	4 WLTS-F	4 WLMG-F >	4 WLTS-F	4 KMEZ-F	3 KUMX-F	4 KUMX-F <	4 WRNO-F	4 KKND-F >	3 WQUE-F	3 WWL
3 WLMG-F	5 WEZB-F	5 WNOE-F	5 KMEZ-F	4 WQUE-F <	3 WEZB-F >	5 WRNO-F	5 KMEZ-F	5 KMEZ-F	5 KMEZ-F <	3 KMEZ-F
	6 KUMX-F <	6 KKND-F	6 WNOE-F <	6 WTKL-F		6 WEZB-F <	5 KUMX-F	5 WWL >	6 KKND-F	6 WYLD
	7 KKND-F	7 KUMX-F	7 KUMX-F	7 WYLD		7 WLMG-F <	5 WLMG-F	7 WCKW-F	7 WCKW-F <	
	7 WNOE-F >		7 WEZB-F <	8 WNOE-F <			8 WLTS-F	7 WLMG-F <	8 WTKL-F	
			9 WYLD					9 KUMX-F	8 WLMG-F	
			9 WTKL-F						8 WLMG-F	
									10 WNOE-F	

Other Rated Stations					Other Rated Stations--Outside Market						
Station	SP	Share	Metro	TSA	Station	SP	Share	Metro	TSA		
KGLA	SP	1540	Gretna	0.5	0.8	WCAC-F	C	103.3	Hammond	0.4	1.5
WFNO	SP-C	830	Norco	0.4	0.7	WFMF-F	CHR	102.5	Baton Rouge	0.4	2.9
WKSX-F	CL AOR	106.1	Picayune	0.9	2.8						
WODT	B	1280	New Orleans	0.8	1.9						
WTIX	T	690	New Orleans	0.5	1.9						
WTIX-F	O	94.3	Galliano	0.7	2.8						

NEW ORLEANS

Consolidation Report	12+	25-54	Revenue
Centennial KMEZ-FM, WBYU-AM, WRNO-FM	12.1 %	13.4 %	10.0 %
Clear Channel KKND-FM, KUMX-FM, WNOE-FM, WOOT-AM, WQUE-FM, WYLD-AM, WYLD-FM	39.0 %	36.5 %	39.8 %
Entercom WEZB-FM, WLMG-FM, WLTS-FM, WSMB-AM, WTKL-FM, WWL-AM	29.8 %	29.8 %	41.9 %
	80.9 %	79.7 %	91.7 %

AM Stations

Station	Freq	Power	Format	Company	Revenue	Class	Market
WBOK	1230	1 kw	Black Gospel	AURN, Westwd	\$23.00	---	Willis
WBYU	1450	1 kw	Standards	ABC	\$30.00	---	Centennial
WSMB	1350	5 kw (DA-N)	Sports	CBS, ESPN	\$21.00	D&R	Entercom
WWL	870	50 kw (DA-1)	News/Talk	CBS	\$150.00	D&R	Entercom
WYLD	940	10 kw/0.5 kw (DA-2)	Black Gospel	ABC, AURN	\$19.00	Clr Chnl	Clear Channel

FM Stations

Station	Freq	Power	Format	Company	Revenue	Class	Market
KKND	106.7	100 kw @ 983	Progressive AOR		\$30.00	Clr Chnl	Clear Channel Port Sulphur
KMEZ	102.9	4.7 kw @ 604	Black AC	ABC	\$40.00	Allied	Centennial Belle Chasse
KUMX	104.1	100 kw @ 1946	CHR	Westwd	\$40.00	Clr Chnl	Clear Channel Houma
WCKW	92.3	100 kw @ 1946	Classic Hits		\$44.00	Christal	Laplace
WEZB	97.1	100 kw @ 984	CHR	ABC, CBS	\$65.00	D&R	Entercom
WLMG	101.9	100 kw @ 984	SoR AC		\$85.00	D&R	Entercom
WLTS	105.3	100 kw @ 902	AC	ABC	\$64.00	D&R	Entercom Slidell
WNOE	101.1	100 kw @ 1004	Country	Westwd	\$102.00	Clr Chnl	Clear Channel
WQUE	93.3	100 kw @ 984	Black		\$112.00	Clr Chnl	Clear Channel
WRNO	99.5	100 kw @ 1004	Classic Hits	Source	\$87.00	Mc-Guild	Centennial
WTKL	95.7	100 kw @ 984	Oldies	CBS	\$62.00	Eastman	Entercom
WYLD	98.5	100 kw @ 902	Black AC	ABC	\$85.00	Clr Chnl	Clear Channel

Notes: Combined revenue stations: * WYLD-F revenue level includes WYLD; ^ WWL revenue level includes WSMB . . . WEZB-F reclassified from AC/CHR to CHR based on audience analysis, M Street classification and station self-description . . . 1/00 KLRZ-F (100.3; Larose) changed from Classic AOR to Oldies . . . 3/00 WLTS-F changed from AC to Hot AC (AC/CHR)

NEW YORK

Arbitron Rank: 1 Pop (12+): 14,449,700
MSA Rank: 1
MSA Pop: 15,800,000
DMA: 1
Average Persons Rating: 17.0
Market TSL in Hours: 22.50

Stations: 47 / 46
Diaries: 10,544 / 1370:1 / 47.7%
Sample Target: 8,450
% Below Line: 0.8
% Not Listed: 12.6
Pop per Station: 314,124

Last Year's Revenue: \$592,600,000
Household Income: \$60,109
Total Retail Sales: \$147.4 Bil.
#1 Biller: WFAN \$54,000,000
#1 Billing Portfolio: CBS/Infinity \$221,800,000

12+ Metro	Format	Winter 00 1/4 Share	Fall 99	Sum 99	Spq 99	Win 99	4-Book Avg.	12+ Metro Cume / Rtg.	Fall 99	Win 99	12+ TSA AQH / Cume	Revenue Level	
1	WLTW-F	SAC	1587 / 6.4	5.7	6.1	5.4	6.1	5.9	21795 / 15.1	14.0	14.8	L	WLTW-F
2	WQHT-F	U/CHR	1276 / 5.2	5.2	4.8	5.4	5.7	5.2	19572 / 13.5	13.5	13.7	L	WQHT-F
3	WSKQ-F	SP-TP	1115 / 4.5	5.2	5.1	4.8	4.5	4.9	12360 / 8.6	9.1	8.4	K	WSKQ-F
4	WHTZ-F	CHR	1112 / 4.5	5.1	4.7	4.6	4.4	4.7	24506 / 17.0	17.0	16.9	K	WHTZ-F
5	WCBS-F	O	1079 / 4.4	4.1	4.2	4.2	3.5	4.2	16039 / 11.1	11.2	10.0	L	WCBS-F
6	WXRK-F	T/NR	987 / 4.0	4.1	3.6	3.8	4.4	3.9	16335 / 11.3	11.4	11.7	L	WXRK-F
7	WKTU-F	CHR/U	975 / 4.0	3.8	4.3	4.5	4.0	4.1	18795 / 13.0	13.3	13.9	L	WKTU-F
8	WINS	N	929 / 3.8	3.3	3.6	3.7	4.1	3.6	23426 / 16.2	14.8	16.2	L	WINS
9	WQCD-F	J	792 / 3.2	3.0	2.9	2.9	2.7	3.0	11868 / 8.2	8.3	8.7	K	WQCD-F
10	WBLS-F	B/AC	772 / 3.1	3.5	3.6	3.6	3.3	3.4	13937 / 9.6	10.1	10.3	I	WBLS-F
11	WRKS-F	B/AC	758 / 3.1	4.0	3.3	3.3	3.6	3.4	12577 / 8.7	10.2	9.6	K	WRKS-F
12	WPAT-F	SP-C	733 / 3.0	3.1	2.7	3.2	2.9	3.0	8614 / 6.0	6.1	6.0	I	WPAT-F
13	WCBS	N	715 / 2.9	2.9	3.1	3.0	2.9	3.0	15689 / 10.9	11.4	11.9	L	WCBS
14	WTJM-F	B/O	703 / 2.9	2.7	2.6	2.6	3.5	2.7	11865 / 8.2	8.6	10.8	H	WTJM-F
15	WOR	T	700 / 2.8	3.0	3.3	2.8	2.6	3.0	8941 / 6.2	7.1	7.0	K	WOR
16	WPLJ-F	CHR/AC	611 / 2.5	2.7	2.6	2.9	2.4	2.7	14397 / 10.0	10.4	9.7	K	WPLJ-F
17	WABC	T	594 / 2.4	2.7	2.7	3.1	3.2	2.7	8955 / 6.2	7.6	7.8	J	WABC
18	WAXQ-F	CL AOR	582 / 2.4	2.1	2.0	2.0	1.9	2.1	10607 / 7.3	6.8	6.6	I	WAXQ-F
19	WQXR-F	CL	568 / 2.3	2.6	2.7	2.5	2.5	2.5	8396 / 5.8	6.6	6.1	I	WQXR-F
20	WFAN	SPRTS	564 / 2.3	2.8	2.6	2.7	2.4	2.6	11260 / 7.8	9.5	8.5	L	WFAN
21	WADO	SP-NT	548 / 2.2	1.4	1.6	2.3	1.8	1.9	4492 / 3.1	2.5	2.8	G	WADO
22	WCAA-F	SP-TP	517 / 2.1	1.8	1.7	1.5	1.3	1.8	7737 / 5.4	4.9	4.0	F	WCAA-F
23	WNEW-F	T	372 / 1.5	1.2	1.5	1.4	1.4	1.4	6882 / 4.8	4.7	5.6	I	WNEW-F
24	WLIB	B/T	243 / 1.0	0.9	0.7	0.8	0.8	0.9	3108 / 2.2	1.9	1.9	F	WLIB
25	WYNY-F	C	237 / 1.0	0.9	0.7	0.6	0.7	0.8	3467 / 2.4	2.5	1.7		WYNY-F

12+ FM Share (Metro): 76.38% (16437 of 21519) (Winter 99: 76.30%)

Teens	18-34	18-49	25-49	25-54	35+	12+ AMD	12+ Mid	12+ PMD	12+ Eve	12+ Wknd
1 WQHT-F	1 WQHT-F	1 WLTW-F <	1 WLTW-F	1 WLTW-F	1 WLTW-F	1 WXRK-F	1 WLTW-F >	1 WLTW-F	1 WQHT-F >	1 WLTW-F <
2 WHTZ-F >>	2 WKTU-F <	2 WQHT-F <	2 WSKQ-F <	2 WSKQ-F <	2 WCBS-F	2 WINS	2 WCBS-F	2 WQHT-F	2 WHTZ-F	2 WQHT-F <
3 WXRK-F	3 WXRK-F <	3 WXRK-F	3 WXRK-F <	3 WCBS-F <	3 WINS	3 WSKQ-F	3 WKTU-F <	3 WHTZ-F <	3 WLTW-F <	3 WSKQ-F
4 WKTU-F <	4 WHTZ-F	3 WKTU-F <	4 WKTU-F	4 WXRK-F <	4 WOR	4 WLTW-F	4 WQHT-F <	4 WKTU-F	4 WBLS-F	4 WHTZ-F <
5 WBLS-F >	5 WSKQ-F <	5 WSKQ-F	5 WTJM-F <	5 WKTU-F <	4 WQCD-F <	5 WCRS <	5 WSKQ-F <	5 WCBS-F <	5 WKTU-F	5 WCBS-F <
6 WLTW-F <	6 WHTZ-F <	6 WHTZ-F	6 WRKS-F <	6 WQCD-F	6 WCBS <	6 WHTZ-F	6 WQCD-F <	6 WNEW-F <	6 WQCD-F <	6 WKTU-F <
7 WBLS-F	7 WBLS-F	7 WQCD-F <	6 WTJM-F	7 WSKQ-F	6 WCBS-F <	7 WHTZ-F <	7 WQCD-F	7 WPAT-F	7 WRKS-F	7 WPAT-F <
8 WPLJ-F	8 WRKS-F <	8 WAXQ-F	8 WRKS-F <	8 WABC	8 WOR <	8 WTJM-F <	8 WSKQ-F <	7 WRKS-F	8 WBLS-F	8 WBLS-F
9 WPAT-F	9 WPLJ-F <	8 WHTZ-F	9 WHTZ-F <	8 WTJM-F <	9 WQHT-F	9 WABC <	9 WBLS-F <	7 WSKQ-F	8 WRKS-F <	8 WRKS-F <
10 WRKS-F <	10 WTJM-F	8 WBLS-F	10 WAXQ-F	10 WQXR-F <	10 WFAN <	10 WXRK-F <	10 WTJM-F	10 WQXR-F <	10 WINS <	10 WINS <
		10 WAXQ-F <	8 WCBS-F <	10 WPAT-F <				10 WOR <		

Wom 18-24	Wom 18-34	Wom 25-34	Wom 18-49	Wom 25-54	Men 18-24	Men 18-34	Men 25-34	Men 18-49	Men 25-54	12+ Ovrnite
1 WQHT-F <	1 WKTU-F <	1 WLTW-F	1 WLTW-F	1 WLTW-F >	1 WQHT-F >>	1 WQHT-F <	1 WXRK-F >	1 WXRK-F	1 WXRK-F	1 WOR <
2 WHTZ-F	2 WHTZ-F <	2 WKTU-F	2 WKTU-F	2 WSKQ-F <	2 WXRK-F	2 WXRK-F >	2 WQHT-F <	2 WQHT-F	2 WSKQ-F <	2 WINS
3 WKTU-F	3 WQHT-F	3 WBLS-F <	2 WHTZ-F	3 WKTU-F <	3 WHTZ-F <	3 WKTU-F	3 WKTU-F	3 WSKQ-F	3 WCBS-F <	3 WBLS-F <
4 WBLS-F	4 WLTW-F <	4 WHTZ-F <	4 WBLS-F <	4 WCBS-F <	4 WKTU-F >	4 WSKQ-F <	4 WSKQ-F >	4 WKTU-F <	4 WLTW-F <	4 WABC <
5 WSKQ-F	5 WBLS-F	5 WQHT-F <	5 WSKQ-F <	5 WHTZ-F	5 WNEW-F <	5 WHTZ-F	5 WNEW-F <	5 WAXQ-F <	5 WAXQ-F <	5 WCBS <
6 WXRK-F	6 WSKQ-F	6 WQHT-F	6 WQHT-F	5 WBLS-F <	6 WSKQ-F <	6 WNEW-F	6 WHTZ-F <	6 WLTW-F	6 WFAN <	6 WQHT-F
7 WPAT-F	7 WPLJ-F	7 WPLJ-F	7 WPLJ-F <	7 WRKS-F <	7 WPAT-F	7 WPAT-F	7 WAXQ-F <	7 WFAN	7 WTJM-F <	7 WLTW-F <
7 WPLJ-F <	8 WXRK-F <<	8 WRKS-F	8 WRKS-F	8 WQCD-F <	8 WLTW-F <	7 WAXQ-F	8 WLTW-F	7 WHTZ-F <	8 WKTU-F	8 WRKS-F <
9 WCAA-F <	9 WRKS-F <	9 WXRK-F <	9 WTJM-F	9 WPLJ-F <	9 WBLS-F <	7 WLTW-F	8 WPLJ-F	9 WTJM-F <	8 WQCD-F	9 WQCD-F
10 WLTW-F >	10 WPAT-F <	10 WPAT-F	9 WPAT-F <	10 WTJM-F <	10 WAXQ-F		8 WTJM-F	10 WPAT-F	10 WQHT-F <	10 WHTZ-F
		10 WCAA-F >						10 WNEW-F		
								10 WCBS-F <		

NEW YORK

Other Rated Stations				Metro Share	Cume Rating	TSA AQH Cume	Consolidation Report	12+	25-54	Revenue
WALK-F	AC	97.5	Patchogue, NY	0.9	2.2		Big City	1.0 %	1.0 %	%
WBAB-FF	AOR	102.3	Babylon, NY	0.5	1.7		WWXY-FM, WWYY-FM, WWZY-FM, WYNY-FM			
WBBR	N	1130	New York	0.6	2.9		CBS/Infinity	18.9 %	19.1 %	37.4 %
WBLI-F	AC/CHR	106.1	Patchogue, NY	0.7	2.8		WCBS-AM, WCBS-FM, WFAN-AM, WINS-AM, WNEW-FM, WXRK-FM			
WBZO-F	O	103.1	Bay Shore, NY	0.5	1.5		Clear Channel	20.2 %	22.9 %	20.4 %
WDHA-F	AOR	105.5	Dover, NJ	0.4	1.6		WAXQ-FM, WHTZ-FM, WKTU-FM, WLTW-FM, WTJM-FM			
WFME-F	REL	94.7	Newark, NJ	0.8	1.4		Emmis	11.5 %	11.2 %	13.6 %
WHLI-AA	ST	1100	Hempstead, NY	0.8	0.9		WQCD-FM, WQHT-FM, WRKS-FM			
WHUD-F	AC	100.7	Peekskill, NY	0.4	1.1		SBS	7.5 %	9.0 %	6.4 %
WKJY-F	AC	98.3	Hempstead, NY	0.4	1.3		WPAT-FM, WSKQ-FM			
WLIR-FF	AOR-NR	92.7	Garden City, NY	0.4	2.1					
WMCA	REL	570	New York	0.5	1.2					
WMGQ-F	AC	98.3	New Brunswick, NJ	0.5	0.9			59.1 %	63.2 %	77.8 %
WNSW	ST	1430	Newark, NJ	0.3	0.8					
WRTH-F	ST	93.5	New Rochelle, NY	0.4	1.2					
WWNJ	ST	1160	Oakland, NJ	0.5	1.1					
WWRU	SP-NT	1660	Elizabeth, NJ	0.4	1.1					

Other Rated Stations—Outside Market				Metro Share	Cume Rating	TSA AQH Cume
WXXW-F	T	101.5	Trenton, NJ	0.8	3.0	

AM Stations

WABC	770	50 kw	Talk	ABC	\$355.00	ABC	ABC
WADO	1280	5 kw (DA-1)	Hispanic News-Talk		\$100.00	Katz Hisp.	Hispanic
WCBS	880	50 kw	News	CBS	\$425.00	CBS	CBS/Infinity
WEVD	1050	50 kw (DA-2)	Talk	Westwd	\$ NA	Groskin	
WFAN	660	50 kw	Sports	Westwd, CBS, ESPN	\$470.00	Infinity	CBS/Infinity
WINS	1010	50 kw (DA-2)	News	ABC, CNN, Westwd	\$445.00	CBS	CBS/Infinity
WLIB	1190	10 kw/30 kw (DA-2)	Black News/Talk	AURN, ABC	\$75.00	Mc-Guild	Inner City
WOR	710	50 kw (DA-1)	Talk	ABC, Westwd	\$320.00	Mc-Guild	Buckley

FM Stations

WAXO	104.3	7.8 kw @ 1223	Classic AOR	AMFM	\$170.00	Katz	Clear Channel
WBLS	107.5	4.2 kw @ 1362	Black AC	ABC	\$260.00	Mc-Guild	Inner City
WCAA	105.9	0.81 kw @ 1223	Hispanic-Tropical		\$ NA	---	Hispanic Newark, NJ
WCBS	101.1	6.8 kw @ 1325	Oldies	CBS	\$560.00	CBS	CBS/Infinity
WHTZ	100.3	6 kw @ 1362	CHR		\$314.00	---	Clear Channel Newark, NJ
WKTU	103.5	5.4 kw @ 1420	CHR/Urban	Westwd, AMFM	\$400.00	Eastman	Clear Channel Lake Success, NY
WLTW	106.7	6 kw @ 1362	Soft AC	AMFM	\$580.00	Katz	Clear Channel
WNEW	102.7	7.8 kw @ 1223	Talk	Westwd	\$305.00	CBS	CBS/Infinity
WPAT	93.1	5.4 kw @ 1420	Hispanic Contemp.		\$125.00	Caballero	SBS Paterson, NJ
WPLJ	95.5	6.7 kw @ 1335	CHR/AC	ABC	\$435.00	ABC	ABC
WQCD	101.9	6 kw @ 1362	Jazz		\$358.00	Christal	Emmis
WQHT	97.1	6.7 kw @ 1339	Urban/CHR		\$390.00	Allied	Emmis
WQXR	95.3	6 kw @ 1362	Classical	Westwd	\$190.00	Allied	New York Times
WRKS	98.7	6 kw @ 1362	Black AC	Source, Westwd	\$475.00	D&R	Emmis
WSKQ	97.9	6 kw @ 1362	Hispanic-Tropical		\$340.00	Caballero	SBS
WTJM	105.1	6 kw @ 1362	Black Oldies	AMFM	\$320.00	Sentry	Clear Channel
WYNY	107.1	4.7 kw @ 371	Simul. WYNY-F				Long Branch, NJ
WXRK	92.3	6 kw @ 1362	Talk/New Rock	Westwd, Source	\$540.00	Infinity	CBS/Infinity
WYNY	107.1	1.9 kw @ 591	Country		\$ NA	---	Big City Briarcliff Manor, NY

Notes: 3/00 WFAS-AF (White Plains, NY) & WFAF-F (106.3; ML Kisco, NY) sold by Aurora to Nassau as part of a \$185,500,000 group transaction . . . 4/00 WKDM (1380; New York) sold by Multicultural to Mega in a transaction valued at \$45,000,000

NORFOLK

Arbitron Rank: 36 Pop (12+): 1,206,800
 MSA Rank: 33
 MSA Pop: 1,570,000
 DMA: 40
 Average Persons Rating: 15.7
 Market TSL in Hours: 20.75

Stations: 23 / 23
 Diaries: 1,738/ 694:1/ 53.1%
 Sample Target: 1,670
 % Below Line: 0.0
 % Not Listed: 12.0
 Pop per Station: 52,470

Last Year's Revenue: \$45,300,000
 Household Income: \$43,721
 Total Retail Sales: \$14.2 Bil.
 #1 Biller: WOWI-F \$6,400,000
 #1 Billing Portfolio
 Entercom \$12,130,000

12+ Metro	Format	Winter 00 1/4 Share	Fall 99	Sum 99	Spg 99	Win 99	4-Book Avg.	12+ Metro Cume / Rtg.	Fall 99	Win 99	12+ TSA AQH / Cume	Revenue Level	
1	WOWI-F	B	232 / 12.2	10.6	12.3	12.6	14.0	11.9	2730 / 22.6	19.2	21.6	G	WOWI-F
2	WNVZ-F	CHR/B	145 / 7.6	6.3	5.7	5.1	4.8	6.2	2751 / 22.8	20.0	18.1	D	WNVZ-F
2	WWDE-F	AC	145 / 7.6	5.6	5.7	5.0	6.7	6.0	1855 / 15.4	15.7	14.6	S	WWDE-F
4	WWSO-F	8/O	133 / 7.0	5.1	3.4	2.7	4.0	4.6	1374 / 11.4	9.5	9.0	C	WWSO-F
5	WNOR-F	AOR	119 / 6.3	7.8	6.1	6.2	5.9	6.6	1672 / 13.9	14.2	13.2	F	WNOR-F
6	WCMS-AF	C	103 / 5.4	5.5	5.9	5.2	5.1	5.5	1567 / 13.0	12.9	12.0	E	WCMS-AF
7	WGH-F	C	96 / 5.1	5.1	5.2	5.2	5.9	5.1	1550 / 12.8	12.2	14.0	F	WGH-F
7	WAFX-F	CL AOR	96 / 5.1	5.0	5.5	5.4	3.7	5.2	1532 / 12.7	12.1	10.3	D	WAFX-F
9	WJCD-F	J	81 / 4.3	4.5	4.4	5.0	5.2	4.5	1239 / 10.3	9.5	11.8	D	WJCD-F
10	WPTE-F	AC-NR	73 / 3.8	4.6	6.0	4.4	5.3	4.7	1505 / 12.5	14.5	16.0	E	WPTE-F
11	WVKL-F	O	69 / 3.6	4.1	3.7	4.3	3.2	3.9	1223 / 10.1	11.8	8.9	C	WVKL-F
12	WNIS	N/T	62 / 3.3	4.0	3.2	4.0	4.1	3.6	976 / 8.1	8.9	9.9	D	WNIS
13	WSVY-F	B/O	55 / 2.9	3.3	5.5	5.1	5.4	4.2	1068 / 8.8	9.6	11.5	C	WSVY-F
14	WROX-F	AOR-NR	53 / 2.8	3.3	3.2	2.8	2.8	3.0	1139 / 9.4	10.7	12.1	C	WROX-F
15	WXEZ-F	EZ	51 / 2.7	2.4	2.8	3.2	2.7	2.8	691 / 5.7	7.0	6.5	C	WXEZ-F
16	WKOC-F	AOR-P	42 / 2.2	2.3	2.4	2.7	3.4	2.4	1093 / 9.1	9.2	9.6	C	WKOC-F
17	WPCE	G	41 / 2.2	2.4	1.8	2.5	1.1	2.2	508 / 4.2	4.4	3.9	B	WPCE
18	WGH	SPRTS	24 / 1.3	0.8	1.0	0.9	1.1	1.0	367 / 3.0	3.3	3.2	A	WGH
19	WTAR	T/SPRTS	20 / 1.1	1.0	1.3	1.2	1.3	1.1	666 / 5.5	4.8	5.7	B	WTAR

12+ FM Share (Metro): 89.06% (1489 of 1672) (Winter 99: 89.49%)

Teens	18-34	18-49	25-49	25-54	35+	12+ AMD	12+ Mid	12+ PMD	12+ Eve	12+ Wknd
1 WOWI-F	1 WOWI-F >>	1 WOWI-F >	1 WOWI-F	1 WOWI-F	1 WWSO-F	1 WOWI-F <	1 WOWI-F <	1 WOWI-F >	1 WOWI-F >>	1 WOWI-F >
2 WNVZ-F >>>	2 WNVZ-F <	2 WNOR-F <	2 WWDE-F	2 WWSO-F	2 WWDE-F	2 WNOR-F	2 WWDE-F	2 WNVZ-F <	2 WWSO-F <	2 WNVZ-F
3 WNOR-F	3 WNOR-F >	3 WWDE-F <	3 WAFX-F <	2 WWDE-F	3 WCMS-AF <	3 WWDE-F	3 WWSO-F	3 WWDE-F	3 WNVZ-F	3 WWSO-F
3 WROX-F	4 WWDE-F	4 WNVZ-F	4 WWSO-F <	4 WAFX-F	4 WAFX-F <	4 WNVZ-F	4 WNVZ-F <	4 WGH-F	4 WWDE-F	4 WWDE-F
3 WWDE-F >	5 WPTE-F <	5 WWSO-F	5 WNOR-F	5 WNOR-F	5 WJCD-F <	5 WWSO-F <	5 WCMS-AF <	4 WNOR-F <	5 WNOR-F >	5 WCMS-AF
	6 WROX-F	5 WAFX-F	6 WPTE-F <	6 WGH-F <	6 WVKL-F <	6 WCMS-AF <	6 WNOR-F <	6 WWSO-F <	6 WJCD-F <	6 WGH-F <
	7 WGH-F	7 WPTE-F <	7 WGH-F <	7 WPTE-F <	7 WGH-F	7 WGH-F	7 WAFX-F	7 WAFX-F <	7 WCMS-AF <	7 WAFX-F <
		8 WGH-F	8 WNVZ-F <	8 WNVZ-F <	8 WNIS	7 WAFX-F <	8 WGH-F <	8 WCMS-AF	8 WGH-F <	8 WNOR-F <
		9 WCMS-AF <	9 WJCD-F	9 WCMS-AF <	9 WSVY-F <	9 WSVY-F	9 WNIS <	9 WJCD-F <	9 WAFX-F <	9 WVKL-F <
				10 WJCD-F <	10 WXEZ-F	10 WPTE-F	10 WJCD-F	10 WPTE-F	10 WROX-F <	

Wom 18-24	Wom 18-34	Wom 25-34	Wom 18-49	Wom 25-54	Men 18-24	Men 18-34	Men 25-34	Men 18-49	Men 25-54	12+ Ovrnite
1 WOWI-F <	1 WOWI-F >	1 WOWI-F >	1 WOWI-F	1 WWDE-F	1 WOWI-F	1 WOWI-F >	1 WOWI-F >>	1 WOWI-F	1 WOWI-F <	1 WOWI-F
2 WNVZ-F >>>	2 WNVZ-F	2 WWDE-F	2 WWDE-F	2 WOWI-F >	2 WNOR-F >	2 WNOR-F >	2 WNOR-F >>	2 WNOR-F >	2 WNOR-F <	2 WWSO-F >>
3 WWDE-F >>>	3 WWDE-F >	3 WPTE-F <	3 WNVZ-F >	3 WWSO-F	3 WNVZ-F	3 WNVZ-F	3 WNVZ-F	3 WAFX-F	3 WAFX-F <	3 WNVZ-F
4 WCMS-AF	4 WPTE-F >	4 WNVZ-F	4 WWSO-F	4 WNVZ-F	4 WROX-F >>	4 WROX-F >	4 WAFX-F	4 WNVZ-F <	4 WWSO-F >	4 WNOR-F
4 WPTE-F	5 WGH-F	5 WGH-F <	5 WPTE-F	5 WPTE-F <		5 WGH-F	4 WGH-F	5 WWSO-F <	5 WGH-F	
	6 WNOR-F <	6 WNOR-F	6 WGH-F <	6 WAFX-F <		6 WAFX-F <	4 WPTE-F <	6 WGH-F	6 WCMS-AF <	
	7 WCMS-AF <	7 WKOC-F	7 WAFX-F <	7 WGH-F <		7 WPTE-F	7 WGH	7 WCMS-AF	7 WPTE-F <	
		8 WJCD-F	8 WJCD-F <	8 WJCD-F <				7 WPTE-F <	8 WJCD-F <	
		9 WROX-F	9 WCMS-AF <	9 WCMS-AF <				9 WROX-F <	9 WWDE-F	
		9 WWSO-F	10 WKOC-F	10 WVKL-F <					10 WNIS <	

Other Rated Stations	Metro Share	Cume Rating	TSA AQH Cume
WGPL	B/G	1350	Portsmouth 0.9 2.6
WJOI	ST	1230	Norfolk 0.7 1.8

NORFOLK

Consolidation Report	12+	25-54	Revenue
Barnstable WCMS-AM, WCMS-FM, WGH-AM, WGH-FM	11.9 %	12.1 %	21.3 %
Clear Channel WJCD-FM, WOWI-FM, WSVV-FM, WSVY-FM	19.4 %	18.5 %	20.9 %
Entercom WNVZ-FM, WPTE-FM, WVKL-FM, WWDE-FM	22.6 %	22.3 %	26.8 %
Saga WAFX-FM, WJOI-AM, WNOR-FM	12.1 %	14.3 %	14.0 %
Sinclair Communications WKOC-FM, WNIS-AM, WROX-FM, WTAR-AM	9.4 %	9.1 %	12.5 %
Willis WCPK-AM, WGPL-AM, WPCE-AM	3.1 %	3.1 %	2.1 %
	78.5 %	79.4 %	97.6 %

AM Stations

Station	Power	Time	Genre	Advertiser	Agency	Buyer
WCMS	1050	5 kw/0.36 kw	Simul. WCMS-F			
WGH	1310	5 kw (DA-N)	Sports	ESPN	\$24.00	Katz Barnstable
WNIS	790	5 kw (DA-1)	News/Talk	Westwd, CBS	\$27.00	Allied Sinclair Commun.
WPCE	1400	1 kw	Religion	AURN, Westwd	\$24.00	Mc-Guild Willis
WTAR	850	50 kw/25 kw (DA-2)	Talk/Sports	Westwd, CNN	\$53.00	Allied Sinclair Commun.

FM Stations

Station	Frequency	Power	Genre	Advertiser	Agency	Buyer	Location
WAFX	106.9	100 kw @ 984	Classic AOR	\$61.00	CBS	Saga	
WCMS	100.5	50 kw @ 500	Country	ABC	\$82.00	Allied	Barnstable
WGH	97.3	74 kw @ 400	Country	\$83.00	Eastman	Barnstable	
WJCD	105.3	50 kw @ 500	Jazz	ABC	\$62.00	Clr Chnl	Clear Channel
WKOC	93.7	100 kw @ 935	Progressive AOR	\$45.00	Mc-Guild	Sinclair Commun.	Elizabeth City, NC
WHOR	98.7	46 kw @ 520	AOR	\$98.00	Mc-Guild	Saga	
WNVZ	104.5	50 kw @ 479	Dance CHR	\$49.00	D&R	Entercom	
WOWI	102.9	50 kw @ 472	Black	AURN	\$103.00	Clr Chnl	Clear Channel
WPTE	94.9	50 kw @ 500	Modern AC	\$43.00	D&R	Entercom	
WROX	96.1	23 kw @ 722	New Rock	\$43.00	Mc-Guild	Sinclair Commun.	Cape Charles
WSVV	92.1	3.7 kw @ 420	Simul. WSVY-F				Moyock, NC
WSVY	107.7	5.2 kw @ 351	Black Oldies	ABC	\$33.00	Clr Chnl	Clear Channel
WVKL	95.7	40 kw @ 880	Oldies	\$54.00	D&R	Entercom	Windsor
WWDE	101.3	50 kw @ 500	AC	\$92.00	D&R	Entercom	
WWSO	92.9	50 kw @ 484	Black Oldies	\$58.00	D&R	Barnstable	Suffolk
WXEZ	94.1	40 kw @ 531	Easy Listening	\$29.00	---	Eure	Yorktown

Notes: 3/00 WXEZ-F changed from Easy Listening to Soft AC

OKLAHOMA CITY

Arbitron Rank: 54 **Pop (12+):** 861,400
MSA Rank: 57
MSA Pop: 1,040,000
DMA: 45
Average Persons Rating: 14.1
Market TSL in Hours: 19.00

Stations: 21 / 21
Diaries: 2,187 / 394:1 / 50.9%
Sample Target: 2,130
% Below Line: 0.0
% Not Listed: 12.2
Pop per Station: 41,019

Last Year's Revenue: \$41,800,000
Household Income: \$37,881
Total Retail Sales: \$9.9 Bil.
#1 Biller: KXXY-F \$6,700,000
#1 Billing Portfolio
Clear Channel \$18,950,000

12+ Metro	Format	Winter 00 1/4 Share	Fall 99	Sum 99	Spg 99	Win 99	4-Book Avg.	12+ Metro Cume / Rtg.	Fall 99	Win 99	12+ TSA AQH / Cume	Revenue Level	
1	KJYO-F	CHR	117 / 9.6	10.7	10.3	11.0	11.6	10.4	2287 / 26.6	25.1	27.1	F	KJYO-F
2	KATT-F	AOR	102 / 8.4	6.8	9.6	8.0	8.4	8.2	1406 / 16.3	14.9	17.0	F	KATT-F
3	KOMA-F	O	85 / 7.0	5.8	6.5	5.4	5.3	6.2	1269 / 14.7	13.4	13.6	F*	KOMA-F
4	KXXY-F	C	81 / 6.7	8.2	6.9	7.9	7.4	7.4	1443 / 16.8	16.9	16.1	G	KXXY-F
5	KRXO-F	CL AOR	78 / 6.4	6.5	6.9	5.9	6.8	6.4	1290 / 15.0	14.5	14.9	E	KRXO-F
6	KYIS-F	AC-NR	69 / 5.7	5.7	5.1	6.1	5.3	5.6	1444 / 16.8	15.8	16.4	O	KYIS-F
6	KTOK	N/T	69 / 5.7	6.8	6.2	6.6	6.3	6.3	1045 / 12.1	13.0	14.9	E	KTOK
6	KKWD-F	CHRU	69 / 5.7	2.4	2.2	1.9	2.5	3.0	1088 / 12.6	5.5	5.3	C	KKWD-F
9	KTST-F	C	64 / 5.3	6.1	5.3	7.0	5.9	5.9	1208 / 14.0	14.8	13.7	E	KTST-F
10	KMGL-F	AC	63 / 5.2	4.8	5.5	5.9	5.3	5.3	1181 / 13.7	12.0	14.7	E	KMGL-F
11	KKNG-F	C/O	61 / 5.0	4.3	4.8	3.7	4.6	4.5	721 / 8.4	9.3	8.7	C	KKNG-F
12	KOSR-F	SAC	55 / 4.5	3.7	3.7	3.9	4.3	4.0	936 / 10.9	9.7	11.2	C	KOSR-F
13	WWLS-AF	SPRST	44 / 3.6	4.2	2.9	2.2	2.4	3.2	739 / 8.6	8.9	8.7	A	WWLS-AF
14	KVSP	B	42 / 3.5	3.6	4.9	3.2	2.9	3.8	514 / 6.0	6.0	5.3	B	KVSP

12+ FM Share (Metro): 82.87% (885 of 1068) (Winter 99: 81.34%)

Teens	18-34	18-49	25-49	25-54	35+	12+ AMD	12+ Mid	12+ PMD	12+ Eve	12+ Wknd
1 KJYO-F >	1 KATT-F	1 KATT-F	1 KATT-F <	1 KRXO-F <	1 KOMA-F	1 KATT-F	1 KJYO-F <	1 KJYO-F	1 KJYO-F	1 KJYO-F >
2 KKWD-F >>	2 KJYO-F	2 KJYO-F	2 KRXO-F <	2 KATT-F <	2 KTOK	2 KJYO-F <	2 KATT-F <	2 KATT-F	2 KKWD-F	2 KATT-F <
3 KTST-F	3 KYIS-F >	3 KRXO-F	3 KJYO-F	3 KJYO-F <	3 KXXY-F <	3 KXXY-F	3 KOMA-F <	3 KXXY-F <	3 KATT-F >	3 KKWD-F
4 KATT-F >	4 KKWD-F <	4 KYIS-F	4 KYIS-F <	4 KMGL-F <	4 KKNG-F <	3 KOMA-F <	4 KTOX	4 KOMA-F <	4 KXXY-F	4 KTST-F <
	5 KTST-F	5 KMGL-F	5 KMGL-F <	5 KOMA-F <	5 KRXO-F <	5 KRXO-F <	5 KRXO-F <	5 KRXO-F <	4 KMGL-F <	5 KRXO-F <
	6 KRXO-F <	5 KXXY-F	6 KXXY-F <	6 KYIS-F <	6 KMGL-F	6 KYIS-F	6 KXXY-F	6 KKWD-F <	6 KEBC	6 KOMA-F <
	7 KXXY-F >	5 KTST-F <	7 KTST-F <	7 KOSR-F <	6 KOSR-F >	7 KTOK <	6 KMGL-F	7 KTST-F	6 KYIS-F <	7 KXXY-F
		8 KKWD-F	8 KOSR-F	8 KOSR-F	8 WWLS-AF	8 KTST-F <	8 KOSR-F	7 KTOK <	8 KOMA-F <	8 KYIS-F <
		9 KOSR-F <	9 KOMA-F	9 KTST-F	8 KJYO-F	9 KKNG-F <	8 KYIS-F <	9 KYIS-F <	9 KTOK <	9 KKNG-F
			10 KKWD-F <	10 KKNG-F <	10 KTST-F <	10 KMGL-F <	10 KKNG-F	10 KKNG-F	10 KTST-F	10 KVSP
								10 WWLS-AF <		

Wom 18-24	Wom 18-34	Wom 25-34	Wom 18-49	Wom 25-54	Men 18-24	Men 18-34	Men 25-34	Men 18-49	Men 25-54	12+ Ovrnite
1 KJYO-F >	1 KJYO-F	1 KJYO-F	1 KJYO-F	1 KMGL-F <	1 KATT-F >>>	1 KATT-F >>	1 KATT-F >>	1 KATT-F >	1 KATT-F >	1 KKWD-F
2 KYIS-F	2 KYIS-F	2 KYIS-F	2 KYIS-F <	2 KJYO-F	2 KJYO-F	2 KJYO-F	2 KJYO-F	2 KRXO-F	2 KRXO-F	2 KATT-F <
3 KATT-F	3 KTST-F <	3 KTST-F <	3 KMGL-F	3 KOSR-F <	3 KKWD-F	3 KYIS-F	2 KYIS-F >	3 KJYO-F	3 WWLS-AF	3 KJYO-F
4 KKWD-F	4 KATT-F <	4 KXXY-F	4 KRXO-F	4 KRXO-F	4 KRXO-F >	4 KKWD-F <	4 WWLS-AF	4 WWLS-AF <	4 KJYO-F	4 KEBC
5 KTST-F	5 KXXY-F <	5 KRXO-F	4 KTST-F <	4 KXXY-F <	5 KYIS-F	5 KRXO-F	5 KRXO-F	5 KYIS-F <	5 KOMA-F <	4 KTST-F <
6 KXXY-F	6 KKWD-F >	5 KATT-F	6 KXXY-F	6 KOMA-F	5 KTST-F >	6 WWLS-AF <	6 KKWD-F	6 KKWD-F	6 KYIS-F <	6 KXXY-F <
	7 KRXO-F	7 KKWD-F	7 KOSR-F	6 KYIS-F <		7 KTST-F	7 KTST-F	7 KXXY-F <	7 KTOK <	7 KYIS-F <
			8 KATT-F	8 KTST-F >		7 KMGL-F >	8 KOMA-F	8 KOMA-F	8 KMGL-F	
			8 KKWD-F	9 KKNG-F			9 KTST-F	9 KTST-F	9 KOSR-F <	
							9 KTOK <			

Other Rated Stations				Metro Share	Cume Rating	TSA AQH Cume
KEBC	VA	1340	Oklahoma City	1.2	3.0	
KIRC-F	C	105.9	Seminole	0.5	1.0	
KOMA	O	1520	Oklahoma City	1.0	3.9	
KQCV	REL	800	Oklahoma City	0.7	2.2	
KTUZ-F	SP-R	105.5	Chickasha	1.1	1.6	
WKY	T	930	Oklahoma City	1.2	3.3	

OKLAHOMA CITY

Consolidation Report	12+	25-54	Revenue
Citadel KATT-FM, KKWD-FM, KYIS-FM, WWLS-AM, WWLS-FM	23.4 %	22.8 %	19.0 %
Clear Channel KEBC-AM, KJYO-FM, KQSR-FM, KTOK-AM, KTST-FM, KXXY-FM	33.0 %	31.0 %	45.3 %
Renda KMGL-FM, KOMA-AM, KOMA-FM, KRXO-FM	19.6 %	22.7 %	28.5 %
	76.0 %	76.5 %	92.8 %

AM Stations

Station	Power	Time	Format	Source	Rate	Channel	Advertiser
KTOK	1000	5 kw (DA-2)	News/Talk	ABC	\$67.00	Cir Chnl	Clear Channel
KVSP	1140	1 kw (Days)	Black	AURN, ABC, WW1	\$25.00	—	Perry
WWLS	640	1 kw (DA-N)	Simul. WWLS-F				Moore

FM Stations

Station	Power	Time	Format	Source	Rate	Channel	Advertiser
KATT	100.5	100 kw @ 1191	AOR	Source	\$71.00	Banner	Citadel
KJYO	102.7	100 kw @ 985	CHR		\$66.00	Cir Chnl	Clear Channel
KKNG	93.3	100 kw @ 797	Classic Country		\$ NA	—	KKNG/KTUZ-F Newcastle
KKWD	97.7	6 kw @ 315	Dance CHR		\$37.00	—	Citadel Edmond
KMGL	104.1	100 kw @ 1362	AC		\$79.00	Eastman	Renda
KOMA	92.5	100 kw @ 984	Oldies	CBS	\$74.00	Katz	Renda
KQSR	94.7	100 kw @ 1389	SoR AC		\$ NA	Cir Chnl	Clear Channel
KRXO	107.7	100 kw @ 990	Classic AOR		\$82.00	—	Renda
KTST	101.9	100 kw @ 1389	Country		\$40.00	Cir Chnl	Clear Channel
KXXY	96.1	100 kw @ 1171	Country		\$125.00	Cir Chnl	Clear Channel
KYIS	98.9	100 kw @ 1100	AC-NR	AP	\$32.00	D&R	Citadel
WWLS	104.9	6 kw @ 300	Sports	1-on-1, ESPN, CBS	\$21.00	—	Citadel Bethany

Notes: * KOMA-F revenue level includes KOMA revenue . . . WKY is LMA'd to Clear Channel . . . 2/00 KCYI-F changed calls to KKWD-F ("Wild 97.9"); remains Dance CHR . . . 2/00 KNTL-F changed calls to WWLS-F; remains Sports

OMAHA

Arbitron Rank: 73 Pop (12+): 548,700
MSA Rank: 77
MSA Pop: 696,000
DMA: 73
Average Persons Rating: 14.2
Market TSL In Hours: 18.75

Stations: 22 / 21
Diaries: 1,712/ 321:1/ 55.9%
Sample Target: 1,670
% Below Line: 0.6
% Not Listed: 15.3
Pop per Station: 26,129

Last Year's Revenue: \$35,200,000
Household Income: \$56,763
Total Retail Sales: \$8.1 Bil.
#1 Bitter: KEZO-F \$4,800,000
#1 Billing Portfolio
Journal Broadcast Group \$14,239,000

12+ Metro	Format	Winter 00 1/4 Share	Fall 99	Sum 99	Spq 99	Win 99	4-Book Avg.	12+ Metro Cume / Rtg.	Fall 99	Win 99	12+ TSA AQH / Cume	Revenue Level	
1 KXKT-F	C	67 / 8.6	10.6	7.7	10.2	9.0	9.3	978 / 17.8	20.3	18.5		E	KXKT-F
2 KGDR-F	O	65 / 8.3	7.8	8.2	7.8	6.5	8.0	1090 / 19.9	17.5	17.0		D	KGDR-F
3 KEZO-F	AOR	62 / 8.0	7.3	7.2	8.3	10.5	7.7	916 / 16.7	16.1	19.9		F	KEZO-F
4 KFAB	FS/T	56 / 7.2	7.4	8.3	7.4	7.4	7.6	958 / 17.5	17.3	17.8		E	KFAB
5 WOW-F	C	53 / 6.8	5.2	4.1	4.6	6.7	5.2	663 / 12.1	12.1	11.8		F*	WOW-F
6 KQCH-F	CHRU	50 / 6.4	5.9	6.6	2.7	2.2	5.4	1059 / 19.3	18.3	7.5		B	KQCH-F
7 KEFM-F	AC/CHR	46 / 5.9	5.1	5.7	6.9	6.1	5.9	823 / 15.0	13.1	15.6		E	KEFM-F
8 KOMJ	ST	42 / 5.4	3.6	2.1	1.7	2.2	3.2	474 / 8.6	6.5	6.3		*	KOMJ
9 KQKQ-F	CHR	39 / 5.0	6.9	7.0	9.3	7.9	7.1	1093 / 19.9	21.9	25.1		D	KQKQ-F
10 KSRZ-F	AC/CHR	34 / 4.4	4.1	5.3	6.8	6.3	5.1	709 / 12.9	14.0	19.9		C	KSRZ-F
11 KKCD-F	CL AOR	33 / 4.2	3.7	3.2	3.7	3.8	3.7	561 / 10.2	9.8	11.3		E	KKCD-F
12 KKAR	N/T	31 / 4.0	5.2	3.8	4.9	5.2	4.5	571 / 10.4	14.1	11.3		D	KKAR
13 KRQC-F	AOR	21 / 2.7	3.7	2.6	1.8	1.4	2.7	546 / 9.9	11.3	9.9		B	KRQC-F
14 KZFX-F	CL HITS	16 / 2.1	2.7	3.1	2.4	3.6	2.6	349 / 6.4	9.0	10.7		B	KZFX-F

12+ FM Share (Metro): 75.30% (497 of 660) (Winter 99: 77.83%)

Teens	18-34	18-49	25-49	25-54	35+	12+ AMD	12+ Mid	12+ PMD	12+ Eve	12+ Wknd
1 KQCH-F	1 KEZO-F	1 KEZO-F	1 KEZO-F	1 KXKT-F	1 KFAB	1 KEZO-F	1 KGOR-F <	1 KGOR-F <	1 KQCH-F	1 KXKT-F
2 KQKQ-F >	2 KQCH-F <	2 KXKT-F	2 KXKT-F	1 KEZO-F <	1 KGOR-F	2 KFAB	2 KXKT-F	2 KXKT-F <	2 KQKQ-F	2 KQCH-F <
3 KRQC-F >>	3 KXKT-F	3 KGOR-F	3 KGOR-F	3 KGOR-F	3 WOW-F	3 KXKT-F	3 KEZO-F <	3 KQCH-F <	3 KRQC-F <	3 WOW-F
	4 KQKQ-F	4 KEFM-F <	4 KEFM-F	4 KEFM-F	3 KXKT-F	4 KGOR-F	4 WOW-F	4 KEZO-F <	4 WOW-F	3 KGOR-F <
	5 KSRZ-F	5 KQCH-F	5 KKCD-F	5 KKCD-F	5 KOMJ	5 WOW-F <	4 KKAR	5 WOW-F <	4 KEFM-F	5 KOMJ
	6 KEFM-F >	6 KKCD-F	6 KSRZ-F	6 KSRZ-F	6 KEFM-F <	6 KEFM-F <	6 KFAB <	6 KFAB <	4 KXKT-F	6 KEFM-F <
	7 KRQC-F	6 KSRZ-F	7 KQCH-F	7 WOW-F	7 KKAR <	7 KQCH-F	7 KEFM-F	7 KEFM-F <	7 KGOR-F <	7 KFAB
	7 KGOR-F	8 KQKQ-F	8 WOW-F	7 KQCH-F <	8 KEZO-F	8 KOMJ <	8 KOMJ	8 KQKQ-F	8 KFAB	7 KQKQ-F
		9 WOW-F	8 KFAB <	9 KFAB	9 KKCD-F >	9 KQKQ-F	9 KSRZ-F <	9 KKCD-F	9 KOMJ	9 KEZO-F <
							10 KQCH-F <	10 KSRZ-F <	9 KEZO-F >	10 KSRZ-F

Wom 18-24	Wom 18-34	Wom 25-34	Wom 18-49	Wom 25-54	Men 18-24	Men 18-34	Men 25-34	Men 18-49	Men 25-54	12+ Ovrnite
1 KQKQ-F	1 KXKT-F	1 KXKT-F	1 KXKT-F >	1 KXKT-F >	1 KRQC-F	1 KEZO-F >>	1 KEZO-F >>>	1 KEZO-F >>	1 KEZO-F	1 KFAB >>
1 KQCH-F >	2 KQCH-F	2 KSRZ-F	2 KEFM-F	2 KEFM-F <	1 KQCH-F	2 KQCH-F	2 KGOR-F	2 KKCD-F	2 KGOR-F	2 KXKT-F
3 KXKT-F	3 KSRZ-F	3 KQCH-F	2 KQCH-F <	3 KGOR-F	1 KEZO-F >	3 KRQC-F	3 KKCD-F	2 KGOR-F >	3 KKCD-F	3 KQKQ-F
3 KSRZ-F >>	3 KQKQ-F	4 KEFM-F	4 KGOR-F	4 KQCH-F <	4 KQKQ-F	3 KQKQ-F	3 WOW-F	4 KXKT-F <	4 KXKT-F <	3 KGOR-F
	5 KEFM-F >	5 KQKQ-F	5 KSRZ-F	5 KSRZ-F	5 WOW-F	3 KGOR-F	3 KQKQ-F	5 WOW-F	5 KEFM-F <	3 KEZO-F
	6 KEZO-F >	6 KEZO-F >>	6 KQKQ-F	6 KEZO-F	5 KEFM-F	6 WOW-F	3 KQCH-F	5 KEFM-F	6 WOW-F	
			7 KEZO-F	6 KFAB <	5 KXKT-F	6 KEFM-F	3 KEFM-F	7 KSRZ-F	7 KKAR	
				8 KQKQ-F	5 KGOR-F >>	8 KKCD-F	8 KXKT-F	7 KRQC-F	8 KZFX-F	
						8 KXKT-F	8 KSRZ-F	7 KQCH-F <	8 KSRZ-F	

Other Rated Stations				Metro Share	Cume Rating	TSA AQH Cume	Other Rated Stations--Outside Market				Metro Share	Cume Rating	TSA AQH Cume
KAZP	SPRTS	1620	Omaha	0.6	3.0		KMA	FS	960	Shenandoah, IA	0.6	1.4	
KBBX	SP-C	1420	Omaha	0.5	1.0								
KCRO	REL	660	Omaha	0.8	1.7								
KCTY-F	AOR-P	106.9	Plattsmouth	0.8	2.6								
KISP-F	C	101.5	Fremont	0.6	0.7								
KOSR	SPRTS	1490	Omaha	1.2	4.1								
KOTO	ST	1020	Plattsmouth	0.6	1.8								

OMAHA

Consolidation Report	12+	25-54	Revenue
Clear Channel	26.8 %	28.1 %	32.1 %
KFAB-AM, KGOR-FM, KRQC-FM, KXKT-FM			
Journal Broadcast Group	36.9 %	35.7 %	40.6 %
KBBX-AM, KEZO-FM, KKCD-FM, KOMJ-AM, KOSR-AM, KQCH-FM, KSRZ-FM, WOW-FM			
Local (LMA to Waitt)	11.7 %	10.7 %	17.1 %
KAZP-AM, KKAR-AM, KOIL-AM, KQKQ-FM, KZFX-FM			
	75.4 %	74.5 %	89.8 %

AM Stations

Station	Power	Time	Format	Network	Revenue	Advertiser	Agency
KFAB	1110	50 kw (DA-N)	Full Service/Talk	CBS	\$ 72.00	Christal	Clear Channel
KKAR	1290	5 kw (DA-N)	News/Talk	CNN, Westwd, ABC	\$35.00	Sentry	KOIL/KQKQ-F
KOMJ	590	5 kw	Standards	ABC	\$ NA	Allied	Journal Bcst Gp

FM Stations

Station	Freq	Power	Format	Network	Revenue	Advertiser	Agency
KEFM	96.1	100 kw @1414	AC/CHR		\$57.00	Mc-Guild	
KEZO	92.3	100 kw @ 1212	AOR		\$70.00	Eastman	Journal Bcst Gp
KGOR	99.9	115 kw @ 1230	Oldies	Westwd	\$62.00	Christal	Clear Channel
KKCD	105.9	50 kw @ 479	Classic AOR		\$42.00	Eastman	Journal Bcst Gp
KQCH	97.7	100 kw @ 981	Dance CHR		\$31.00	Eastman	Journal Bcst Gp
KQKQ	98.5	100 kw @ 1175	CHR		\$ 64.00	Sentry	KKAR/KOIL
KROC	93.3	3.6 kw @ 427	AOR		\$ NA	Christal	Clear Channel
KSRZ	104.5	100 kw @ 1086	AC/CHR		\$40.00	Eastman	Journal Bcst Gp
KXKT	103.7	100 kw @ 1014	Country		\$63.00	Christal	Clear Channel
KZFX	101.9	100 kw @ 1132	Classic Hits		\$30.00	Sentry	KKAR/KQKQ
WOW	94.1	100 kw @ 1184	Country	ABC	\$91.00	Eastman	Journal Bcst Gp

Notes: * KOMJ revenue included in WOW-FM revenue level . . . 3/00 KTNF-F changed calls to KRQC-F; remains AOR

FORMAT CODES

AC - Adult Contemporary	J - Jazz and New Adult Contemporary
AC-NR - Modern AC	KIDS - Children's
AOR - Album Oriented Rock	N - News
AOR-NR - New Rock	O - Oldies (50's & 60's)
AOR-P - Progressive AOR	REL - Religion, Christian
B - Black (audience 75%+ Black)	REL-CC - Contemporary Christian
B/AC - Black Adult Contemporary	SAC - Soft Adult Contemporary
B/G - Black Gospel	SP - Hispanic/Spanish
B/O - Black Oldies	SP-C - Hispanic Contemporary
BIZ - Business News & Talk	SP-NT - Hispanic News/Talk/Information
C - Country	SP-R - Hispanic-Regional
C/O - Classic Country	SP-TP - Hispanic-Tropical
CHR - Contemporary Hit Radio, Top 40	SP-VA - Hispanic Variety
CL - Classical	SP-TJ - Tejano
CL AOR - Classic AOR, Classic Rock	SPRTS - Sports
CL HITS - Classic Hits/70's Oldies	ST - Standards, Big Band, Nostalgia
E - Ethnic (usually Foreign Lang.)	T - Talk
EZ - Easy Listening, Beautiful Music	U - Urban (majority of audience is non-white)
FS - Full Service	VA - Variety
G - Gospel	? - Others or Unknown

REVENUE LEVEL CODES

A - Less than \$500,000	E - \$3,000,000 to \$3,999,999	I - \$10,000,000 to \$14,999,999
B - \$500,000 to \$999,999	F - \$4,000,000 to \$4,999,999	J - \$15,000,000 to \$19,999,999
C - \$1,000,000 to \$1,999,999	G - \$5,000,000 to \$6,999,999	K - \$20,000,000 to \$29,999,999
D - \$2,000,000 to \$2,999,999	H - \$7,000,000 to \$9,999,999	L - \$30,000,000+

ORLANDO

Arbitron Rank: 39 **Pop (12+):** 1,141,300
MSA Rank: 37
MSA Pop: 1,530,000
DMA: 22 (w/Daytona, Melbourne)
Average Persons Rating: 16.0
Market TSL in Hours: 21.25

Stations: 27 / 23
Diaries: 2,228 / 512:1 / 48.6%
Sample Target: 2,150
% Below Line: 2.9
% Not Listed: 12.0
Pop per Station: 49,622

Last Year's Revenue: \$92,500,000
Household Income: \$45,558
Total Retail Sales: \$17.3 Bil.
#1 Biller: WWKA-F \$10,000,000
#1 Billing Portfolio
Clear Channel \$33,035,000

12+ Metro	Format	Winter 00 1/4 Share	Fall 99	Sum 99	Spq 99	Win 99	4-Book Avg.	12+ Metro Cume / Rtg.	Fall 99	Win 99	12+ TSA AQH / Cume	Revenue Level	
1	WTKS-F	T	144 / 7.9	6.0	7.7	6.7	7.0	7.1	1654 / 14.5	13.2	13.6	H	WTKS-F
2	WXXL-F	CHR	143 / 7.8	8.2	7.3	5.6	7.6	7.2	2600 / 22.8	21.5	22.4	H	WXXL-F
3	WWKA-F	C	125 / 6.9	6.4	7.4	7.1	6.5	6.9	1697 / 14.9	13.7	14.8	I	WWKA-F
4	WMGF-F	SAC	109 / 6.0	5.4	6.3	5.3	6.8	5.7	1611 / 14.1	12.9	14.9	G	WMGF-F
5	WOMX-F	AC	100 / 5.5	4.9	5.1	6.0	5.5	5.4	1850 / 16.2	15.5	17.8	H	WOMX-F
5	WJRR-F	AOR	100 / 5.5	4.5	4.6	5.3	4.4	5.0	1614 / 14.1	12.5	11.5	F	WJRR-F
7	WJHM-F	B	98 / 5.4	5.3	4.9	5.3	5.9	5.2	1589 / 13.9	12.8	14.7	G	WJHM-F
8	WDBO	FS	92 / 5.0	6.1	6.9	6.4	6.3	6.1	1289 / 11.3	13.5	14.8	G	WDBO
9	WSHE-F	O	82 / 4.5	5.1	5.6	5.7	3.6	5.2	1174 / 10.3	11.3	12.8	F	WSHE-F
10	WMMO-F	CL HITS	79 / 4.3	4.3	4.3	5.3	5.5	4.6	1235 / 10.8	11.1	11.3	F	WMMO-F
11	WCFF-F	B/AC	78 / 4.3	4.4	3.9	3.4	4.3	4.0	969 / 8.5	9.5	9.1	E	WCFF-F
12	WHTQ-F	CLAOR	72 / 3.9	4.0	4.2	3.9	3.6	4.0	1268 / 11.1	10.0	9.5	E	WHTQ-F
13	WLOQ-F	J	68 / 3.7	5.8	3.8	4.1	3.9	4.4	1136 / 10.0	11.2	11.6	F	WLOQ-F
14	WPYO-F	CHRU	65 / 3.6	1.9	2.3	2.4	1.9	2.5	1325 / 11.6	8.4	5.6	B	WPYO-F
15	WOCL-F	B/O	50 / 2.7	2.9	2.9	4.8	4.0	3.3	894 / 7.8	10.0	12.4	H	WOCL-F
16	WHOO	ST	43 / 2.4	1.9	2.0	2.2	2.6	2.1	532 / 4.7	5.2	6.6	B	WHOO
17	WPCV-F	C	27 / 1.5	0.8	1.5	0.8	1.1	1.1	466 / 4.1	3.6	3.4		WPCV-F
18	WONQ	SP	23 / 1.3	1.2	1.0	0.8	0.9	1.1	249 / 2.2	2.0	2.1	B	WONQ
19	WOKB	B/G	21 / 1.2	1.2	1.1	1.9	1.0	1.3	235 / 2.1	2.3	1.9		WOKB
20	WQTM	SPRTS	20 / 1.1	1.3	1.4	1.2	1.2	1.2	467 / 4.1	4.7	4.8	C	WQTM

12+ FM Share (Metro): 85.11% (1366 of 1605) (Winter 99: 83.05%)

Teens	18-34	18-49	25-49	25-54	35+	12+ AMD	12+ Mid	12+ PMD	12+ Eve	12+ Wknd
1	WXXL-F <	1 WTKS-F	1 WTKS-F >	1 WTKS-F	1 WWKA-F	1 WTKS-F	1 WTKS-F	1 WTKS-F <	1 WXXL-F	1 WXXL-F
2	WJHM-F >	2 WJRR-F <	2 WOMX-F	2 WOMX-F	2 WDBO <	2 WWKA-F <	2 WDBO <	2 WXXL-F	2 WJHM-F <	2 WJHM-F
3	WPYO-F	3 WXXL-F	3 WOMX-F <	3 WXXL-F <	3 WMGF-F	3 WXXL-F <	3 WWKA-F <	3 WWKA-F	3 WJRR-F <	3 WWKA-F <
4	WJRR-F >>	4 WJHM-F	4 WJRR-F	4 WMMO-F <	4 WMMO-F <	4 WSHE-F	4 WOMX-F	4 WMGF-F <	4 WJHM-F <	4 WMGF-F <
5	WOMX-F	5 WMMO-F <	5 WHTQ-F <	5 WWKA-F <	5 WTKS-F <	5 WDBO	5 WXXL-F <	5 WJRR-F <	5 WTKS-F <	5 WCFF-F
6	WPYO-F	6 WMGF-F <	6 WMGF-F <	6 WMGF-F <	6 WLOQ-F <	6 WMGF-F <	6 WOMX-F <	6 WOMX-F <	6 WPYO-F <	6 WJRR-F <
7	WWKA-F <	7 WHTQ-F <	7 WJRR-F <	7 WHTQ-F	7 WOMX-F <	7 WCFF-F	7 WMMO-F <	6 WMGF-F <	7 WWKA-F >	7 WTKS-F
8		8 WJHM-F <	8 WWKA-F	8 WSHE-F	8 WMMO-F <	7 WJRR-F <	8 WJRR-F	8 WSHE-F	8 WCFF-F	7 WOMX-F <
9		9 WWKA-F	9 WCFF-F	8 WCFF-F <	9 WCFF-F <	9 WHTQ-F	9 WSHE-F	9 WMMO-F <	9 WDBO <	9 WSHE-F <
10		10 WCFF-F <	10 WSHE-F <	10 WJRR-F	10 WXXL-F <	10 WJHM-F <	10 WLOQ-F	10 WHTQ-F	10 WHTQ-F <	10 WPYO-F <
							10 WHTQ-F	10 WDBO <		

Wom 18-24	Wom 18-34	Wom 25-34	Wom 18-49	Wom 25-54	Men 18-24	Men 18-34	Men 25-34	Men 18-49	Men 25-54	12+ Ovrnite
1	WXXL-F	1 WOMX-F	1 WXXL-F <	1 WOMX-F	1 WJRR-F	1 WTKS-F	1 WTKS-F >	1 WTKS-F >	1 WTKS-F >	1 WXXL-F
2	WJHM-F	2 WOMX-F	2 WXXL-F	2 WOMX-F	2 WMGF-F	2 WJHM-F >	2 WJRR-F >	2 WJRR-F	2 WHTQ-F	1 WWKA-F
3	WPYO-F >>	3 WTKS-F <	3 WTKS-F >	3 WMGF-F	2 WXXL-F >	3 WTKS-F	3 WTKS-F <	3 WHTQ-F	3 WMMO-F	3 WJRR-F >
4	WJRR-F >	4 WTKS-F	4 WJRR-F <	4 WTKS-F	4 WTKS-F	3 WXXL-F >	4 WXXL-F >	4 WMMO-F	4 WXXL-F	4 WJRR-F <
5	WOMX-F	5 WPYO-F	5 WCFF-F	5 WMMO-F <	4 WSHE-F <	5 WHTQ-F <	5 WJHM-F	4 WMMO-F	5 WWKA-F	4 WMGF-F <
5	WTKS-F	6 WJRR-F	6 WWKA-F	6 WJHM-F <	6 WWKA-F	6 WPYO-F	5 WXXL-F	6 WWKA-F <	6 WDBO	6 WDBO
7		7 WCFF-F	7 WMGF-F	7 WCFF-F	6 WMMO-F <	7 WWKA-F	7 WOMX-F	7 WJHM-F	6 WXXL-F <	
8		8 WWKA-F	8 WJHM-F	7 WWKA-F	8 WCFF-F	7 WMMO-F <		8 WDBO <	8 WCFF-F <	
8		8 WMGF-F	8 WMMO-F	9 WJRR-F	9 WLOQ-F <			9 WOMX-F <	9 WSHE-F <	
		8 WOCL-F	9 WPYO-F	10 WOCL-F				10 WCFF-F <	10 WOMX-F	

Other Rated Stations			Metro Share	Cume Rating	TSA AQH Cume	Other Rated Stations--Outside Market			Metro Share	Cume Rating	TSA AQH Cume
WRLZ	SP-C	1270	Eatonville	0.5	1.0	WFKS-F	AC/CHR	99.9	Palatka	0.3	1.1
WRMQ	SP	1140	Oriando	0.5	0.8	WGNE-F	C	98.1	Titusville	0.5	2.6
WTLN	REL	950	Oriando	0.7	2.2	WKRO-F	AOR-NR	93.3	Edgewater	0.6	3.2
WWNZ	N	740	Oriando	0.4	2.4						

ORLANDO

Consolidation Report	12+	25-54	Revenue
CBS/Infinity, pend. WJHM-FM, WOCL-FM, WOMX-FM	13.6 %	13.6 %	25.7 %
Clear Channel WJRR-FM, WMGF-FM, WQTM-AM, WSHE-FM, WTKS-FM, WWNZ-AM, WXXL-FM	33.2 %	35.1 %	35.7 %
Cox Radio WCFB-FM, WDBO-AM, WHOO-AM, WHTQ-FM, WMMO-FM, WPYO-FM, WWKA-FM	30.4 %	29.7 %	31.4 %
	77.2 %	78.4 %	92.8 %

AM Stations

Station	Freq	Power	Service	Advertiser	Agency	Product	Location
WDBO	580	5 kw (DA-N)	Full Service	ABC, ESPN	\$79.00	Katz	Cox Radio
WHOO	990	50 kw/5 kw (DA-2)	Standards	ABC, Jones	\$21.00	Christal	Cox Radio
WOKB	1600	5 kw (DA-2)	Black Gosp./Ethnic		\$ NA	--	Winter Garden
WONQ	1030	10 kw/0.5 kw (DA-2)	Spanish	CNN	\$<20.00	Caballero	WRMQ
WQTM	540	50 kw (DA-2)	Sports	1-on-1, CBS, ESPN	\$20.00	Clr Chnl	Clear Channel Pine Hills

FM Stations

Station	Freq	Power	Service	Advertiser	Agency	Product	Location
WCFB	94.5	100 kw @ 1470	Black AC	ABC	\$53.00	Katz	Cox Radio Daytona Beach
WHTQ	96.5	100 kw @ 1598	Classic AOR		\$64.00	Christal	Cox Radio
WJHM	101.9	28 kw @ 1585	Black		\$95.00	Sentry	CBS/Infinity, pend. Daytona Beach
WJRR	101.1	100 kw @ 1598	AOR		\$90.00	Clr Chnl	Clear Channel Cocoa
WLOO	103.1	14 kw @ 440	Jazz		\$64.00	Allied	Winter Park
WMGF	107.7	100 kw @ 1585	Soft AC		\$132.00	Clr Chnl	Clear Channel Mt. Dora
WMMO	98.9	38 kw @ 440	Classic Hits		\$81.00	Christal	Cox Radio
WOCL	105.9	100 kw @ 1585	Black Oldies		\$144.00	Eastman	CBS/Infinity, pend. Deland
WOMX	105.1	100 kw @ 1598	AC	AMFM	\$155.00	Eastman	CBS/Infinity, pend.
WPYO	95.3	6 kw @ 315	Dance CHR	Westwd, AMFM	\$ NA	Christal	Cox Radio Apopka
WSHE	100.3	100 kw @ 1188	Oldies		\$54.00	Clr Chnl	Clear Channel
WTKS	104.1	100 kw @ 1598	Talk	Westwd	\$105.00	Clr Chnl	Clear Channel Cocoa Beach
WWKA	92.3	100 kw @ 1341	Country		\$160.00	Katz	Cox Radio
WXXL	106.7	100 kw @ 824	CHR	AMFM	\$110.00	Sentry	Clear Channel Leesburg

Notes: WPCV-F – See Lakeland-Winter Haven in the Fall 1999 American Radio . . . 5/00 WAJL (1190; Pine Hills) changed from Religion to Business News as WIXL

PHILADELPHIA

Arbitron Rank: 5 **Pop (12+):** 4,063,000
MSA Rank: 4
MSA Pop: 4,950,000
DMA: 4
Average Persons Rating: 16.8
Market TSL in Hours: 22.00

Stations: 30 / 24
Diaries: 4,646/ 875:1/ 51.8%
Sample Target: 4,630
% Below Line: 4.6
% Not Listed: 15.1
Pop per Station: 169,292

Last Year's Revenue: \$251,900,000
Household Income: \$57,114
Total Retail Sales: \$50.0 Bil.
#1 Biller: KYW \$35,000,000
#1 Billing Portfolio
 CBS/Infinity \$101,000,000

12+ Metro	Format	Winter 00 1/4 Share	Fall 99	Sum 99	Spg 99	Win 99	4-Book Avg.	12+ Metro Cume / Rtg.	Fall 99	Win 99	12+ TSA AQH / Cume	Revenue Level	
1	WBEB-F	AC	453 / 6.6	6.8	5.7	7.0	6.3	6.5	6843 / 16.8	16.1	16.0	J	WBEB-F
2	KYW	N	450 / 6.6	6.3	6.8	5.9	7.8	6.4	11513 / 28.3	26.3	29.0	L	KYW
3	WDAS-F	B/AC	446 / 6.5	5.4	5.5	5.5	5.8	5.7	4122 / 10.1	10.7	10.1	J	WDAS-F
4	WUSL-F	B	365 / 5.4	5.4	5.0	4.6	5.0	5.1	5197 / 12.8	13.7	13.9	I	WUSL-F
5	WYSP-F	T/CL AOR	323 / 4.7	6.6	5.8	6.0	5.9	5.8	5539 / 13.6	19.4	15.8	K	WYSP-F
6	WJZ-F	J	319 / 4.7	4.3	4.4	5.4	4.9	4.7	4438 / 10.9	9.9	11.1	H	WJZ-F
7	WIOQ-F	CHR	311 / 4.6	5.2	4.2	4.6	3.7	4.6	7012 / 17.3	17.3	14.9	I	WIOQ-F
8	WMGK-F	CL HITS	274 / 4.0	3.5	3.5	3.8	3.2	3.7	4662 / 11.5	11.1	11.4	I	WMGK-F
9	WXTU-F	C	249 / 3.7	3.5	3.2	3.5	3.4	3.5	3404 / 8.4	8.1	8.0	H	WXTU-F
10	WOGL-F	O	240 / 3.5	4.2	3.8	4.4	4.7	4.0	4955 / 12.2	13.6	13.7	J	WOGL-F
11	WPEN	ST	233 / 3.4	4.6	4.1	4.0	3.6	4.0	2635 / 6.5	7.7	7.2	G	WPEN
12	WWDB-F	T	230 / 3.4	4.1	3.6	3.3	4.6	3.6	3472 / 8.5	10.7	10.6	H	WWDB-F
13	WLCE-F	CL HITS	227 / 3.3	2.8	2.5	2.7	3.1	2.8	4920 / 12.1	10.4	11.8	H	WLCE-F
14	WMMR-F	AOR	218 / 3.2	2.9	3.4	3.4	3.0	3.2	4332 / 10.7	10.8	10.5	I	WMMR-F
15	WIP	SPRTS	208 / 3.1	2.8	2.5	3.0	3.5	2.8	3855 / 9.5	8.9	11.1	J	WIP
16	WPLY-F	CHR-NR	205 / 3.0	3.4	3.5	3.1	2.5	3.3	4511 / 11.1	13.0	11.0	H	WPLY-F
17	WPHI-F	B	183 / 2.7	2.6	2.6	3.0	3.0	2.7	3770 / 9.3	9.1	10.0	F	WPHI-F
18	WPHT	T	159 / 2.3	0.8	1.7	1.1	1.1	1.5	2717 / 6.7	3.8	4.3	D	WPHT
19	WEJM-F	B/O	155 / 2.3	3.5	3.8	2.2	2.2	2.9	2997 / 7.4	10.3	10.9	E	WEJM-F
20	WPST-F	CHR	102 / 1.5	1.6	1.8	1.4	1.3	1.6	3324 / 8.2	8.8	8.1	H	WPST-F
21	WDAS	B/G	100 / 1.5	1.2	1.4	1.3	1.1	1.3	1212 / 3.0	3.4	2.7	C	WDAS
22	WHAT	BT	79 / 1.2	1.3	1.0	1.0	1.6	1.1	766 / 1.9	2.2	1.6	B	WHAT

12+ FM Share (Metro): 78.17% (4523 of 5786) (Winter 99: 75.83%)

Teens	18-34	18-49	25-49	25-54	35+	12+ AMD	12+ Mid	12+ PMD	12+ Eve	12+ Wknd
1 WUSL-F <	1 WUSL-F	1 WDAS-F	1 WDAS-F	1 WDAS-F	1 KYW	1 KYW	1 WBEB-F >	1 WBEB-F	1 WUSL-F	1 WDAS-F
2 WIOQ-F >	2 WYSP-F	2 WYSP-F <	2 WBEB-F <	2 WBEB-F	2 WBEB-F <	2 WYSP-F	2 WJZ-F <	2 WDAS-F <	2 WDAS-F	2 KYW <
3 WPHI-F >	3 WIOQ-F	3 WBEB-F	3 WYSP-F <	3 WYSP-F <	3 WDAS-F	3 WDAS-F	3 WDAS-F	3 WUSL-F	3 WUSL-F	3 WUSL-F
4 WPLY-F	4 WPLY-F	3 WUSL-F <	4 WMGK-F	4 WMGK-F	4 WJZ-F	4 WBEB-F	4 WMGK-F	3 KYW <	4 WPHI-F <	4 WIOQ-F <
5 WPST-F >	5 WBEB-F <	5 WMGK-F	5 WLCE-F <	5 WLCE-F <	5 WPEN <	5 WUSL-F	5 WWDB-F <	5 WIOQ-F <	5 WBEB-F	5 WBEB-F <
6 WDAS-F <	6 WIOQ-F <	6 WUSL-F <	6 WJZ-F <	6 WJZ-F <	6 WOGL-F	6 WPEN	6 WLCE-F	6 WJZ-F <	6 KYW <	6 WJZ-F <
7 WMMR-F <	7 WLCE-F <	7 WMMR-F <	7 KYW <	6 WWDB-F	6 WIOQ-F <	6 WYSP-F <	6 WYSP-F <	7 WMGK-F	7 WPLY-F <	7 WOGL-F <
8 WPHI-F <	8 WMMR-F	8 WIOQ-F <	8 WUSL-F <	8 WXTU-F	8 WIP <	8 WUSL-F <	8 WUSL-F <	8 WXTU-F	8 WJZ-F <	8 WWDB-F <
9 WMGK-F	9 WPLY-F	9 WJZ-F <	9 WMMR-F <	9 WMGK-F <	9 WJZ-F <	9 WPHT	9 WOGL-F	9 WOGL-F	9 WOGL-F <	9 WXTU-F <
	10 WJZ-F <	10 KYW	10 WIOQ-F <	10 WIP <	10 WXTU-F <	9 WPEN	9 WIP	10 WYSP-F <	10 WPEN	
						9 WMMR-F <	9 WLCE-F <			

Wom 18-24	Wom 18-34	Wom 25-34	Wom 18-49	Wom 25-54	Men 18-24	Men 18-34	Men 25-34	Men 18-49	Men 25-54	12+ Ovmitte
1 WUSL-F <	1 WUSL-F	1 WUSL-F	1 WDAS-F	1 WDAS-F <	1 WYSP-F	1 WYSP-F >	1 WYSP-F >	1 WYSP-F >	1 WYSP-F >	1 KYW >
2 WIOQ-F >	2 WIOQ-F	2 WIOQ-F	2 WBEB-F	2 WBEB-F >	2 WUSL-F	2 WUSL-F >	2 WUSL-F	2 WMMR-F <	2 WIP <	2 WUSL-F
3 WPHI-F <	3 WBEB-F	3 WDAS-F <	3 WIOQ-F <	3 WLCE-F	3 WPHI-F <	3 WMMR-F	3 WMMR-F <	3 WMGK-F <	3 WDAS-F <	2 WDAS-F
4 WPLY-F	4 WDAS-F	4 WBEB-F	4 WUSL-F	4 WMGK-F <	4 WPLY-F <	3 WPLY-F	4 WIP <	4 WDAS-F	4 WMMR-F <	4 WWDB-F >
5 WBEB-F	5 WPLY-F	5 WLCE-F	5 WLCE-F	5 WJZ-F <	5 WMGK-F	5 WMGK-F	5 WPLY-F	4 WUSL-F <	5 WMGK-F	5 WJZ-F
6 WDAS-F >	6 WLCE-F <	6 WPLY-F <	6 WMGK-F	6 WIOQ-F <	6 WMMR-F	6 WIOQ-F <	6 WMGK-F <	6 WIP	6 KYW <	5 WPHI-F <
7 WYSP-F	7 WPHI-F	7 WMGK-F <	7 WJZ-F	7 WUSL-F <	7 WIOQ-F	7 WPHI-F <	7 WIOQ-F <	7 WPLY-F	7 WBEB-F	7 WIP
7 WPST-F <	8 WYSP-F	8 WMMR-F	7 WPLY-F	8 KYW	8 WDAS-F >	8 WIP	8 WBEB-F	8 KYW <	7 WJZ-F	
9 WMMR-F	8 WMGK-F <	8 WYSP-F <	9 KYW <	9 WOGL-F <	9 WBEB-F	9 WDAS-F <	9 WDAS-F	9 WBEB-F <	9 WUSL-F	
	10 WMMR-F	10 WXTU-F	10 WXTU-F <	10 WXTU-F <	10 WBEB-F >	10 WLCE-F <	10 WIOQ-F	10 WLCE-F <	10 WLCE-F <	

Other Rated Stations				Metro Share	Cume Rating	TSA AQH Cume	Other Rated Stations--Outside Market				Metro Share	Cume Rating	TSA AQH Cume
WEMG-AF	SP-TP	104.9	Egg Harbor, NJ	0.4	1.2	WBYN-F	REL	107.5	Boyetown, PA	0.3	1.2		
WSSJ	SP-C	1310	Camden, NJ	0.4	0.7	WJBR-F	AC	99.5	Wilmington, DE	0.7	2.1		
						WKXW-F	T	101.5	Trenton, NJ	0.9	3.6		
						WLEV-F	AC	100.7	Allenstown, PA	0.4	1.0		
						WNJO-F	O	94.5	Trenton, NJ	0.8	2.8		

PHILADELPHIA

Consolidation Report	12+	25-54	Revenue
Beasley WTEL-AM, WTMR-AM, WWDB-FM, WXTU-FM	7.1 %	5.2 %	7.9 %
CBS/Infinity KYW-AM, WIP-AM, WOGL-FM, WPHT-AM, WYSP-FM	20.2 %	19.9 %	40.1 %
Clear Channel WDAS-AM, WDAS-FM, WIOQ-FM, WJJZ-FM, WLCE-FM, WUSL-FM	26.0 %	28.8 %	23.5 %
Greater Media WEJM-FM, WMGK-FM, WMMR-FM, WPEN-AM	12.9 %	13.5 %	14.6 %
Mega WEMG-AF, WSSJ-AM	0.7 %	0.9 %	%
Radio One WPHI-FM, WPLY-FM	5.7 %	4.3 %	5.1 %
	72.6 %	72.6 %	91.2 %

AM Stations

Station	Freq	Power	Format	Advertiser	Agency	Buyer	Product
KYW	1060	50 kw (DA-1)	News	CBS, ABC	\$420.00	CBS	CBS/Infinity
WDAS	1480	5 kw/1 kw (DA-2)	Black Gospel	AURN, AMFM	\$50.00	Eastman	Clear Channel
WHAT	1340	1 kw	Black Talk		\$ NA	--	
WIP	610	5 kw (DA-1)	Sports	Westwd, CBS	\$170.00	Interep	CBS/Infinity
WPEN	950	5 kw (DA-N)	Standards	Westwd	\$95.00	Mc-Guild	Greater Media
WPHT	1210	50 kw	Talk	CBS	\$75.00	Interep	CBS/Infinity

FM Stations

Station	Freq	Power	Format	Advertiser	Agency	Buyer	Product
WBEB	101.1	14 kw @ 940	AC		\$405.00	Mc-Guild	
WDAS	105.3	16.5 kw @ 873	Black AC	ABC	\$253.00	Eastman	Clear Channel
WEJM	95.7	50 kw @ 500	Black Oldies		\$ NA	Mc-Guild	Greater Media
WIOQ	102.1	27 kw @ 670	CHR		\$171.00	Eastman	Clear Channel
WJJZ	106.1	22.5 kw @ 740	Jazz	AMFM	\$120.00	Christal	Clear Channel
WLCE	104.5	16.5 kw @ 873	80's Hits		\$185.00	Katz	Clear Channel
WMGK	102.9	8.5 kw @ 1180	Classic Hits		\$180.00	Mc-Guild	Greater Media
WMMR	93.3	18 kw @ 827	AOR		\$250.00	Mc-Guild	Greater Media
WOGL	98.1	12.5 kw @ 1000	Oldies	CBS	\$254.00	CBS	CBS/Infinity
WPHI	103.9	0.34 kw @ 1000	Black		\$75.00	Mc-Guild	Radio One Jenkintown Media, PA
WPLY	100.3	35 kw @ 600	CHR-New Rock		\$165.00	Allied	Radio One
WUSL	98.9	18 kw @ 830	Black	AMFM	\$210.00	Katz	Clear Channel
WWDB	95.5	17 kw @ 865	Talk	ABC, CNN	\$175.00	D&R	Beasley
WXTU	92.5	15.5 kw @ 900	Country		\$195.00	D&R	Beasley
WYSP	94.1	16 kw @ 900	Talk/Classic AOR	Source, Westwd	\$390.00	Interep	CBS/Infinity

Notes: WPST-F - See Trenton, NJ in the Fall 1999 American Radio Small Market edition

PHOENIX

Arbitron Rank: 16 Pop (12+): 2,390,800
 MSA Rank: 12
 MSA Pop: 2,990,000
 DMA: 17
 Average Persons Rating: 15.3
 Market TSL In Hours: 20.25

Stations: 31 / 29
 Diarles: 3,080 / 776:1 / 49.6%
 Sample Target: 3,030
 % Below Line: 1.3
 % Not Listed: 15.0
 Pop per Station: 82,441

Last Year's Revenue: \$147,300,000
 Household Income: \$41,801
 Total Retail Sales: \$32.0 Bil.
 #1 Biller: KMLE-F \$13,900,000
 #1 Billing Portfolio
 Clear Channel \$63,000,000

12+ Metro	Format	Winter 00 1/4 Share	Fall 99	Sum 99	Spq 99	Win 99	4-Book Avg.	12+ Metro Cume / Rtg.	Fall 99	Win 99	12+ TSA AQH / Cume	Revenue Level
1 KESZ-F	AC	220 / 6.0	5.1	4.5	4.7	5.4	5.1	3426 / 14.3	14.0	13.0		I KESZ-F
2 KOOL-F	O	214 / 5.9	5.0	5.2	5.5	4.2	5.4	3517 / 14.7	14.2	12.4		I KOOL-F
3 KNIX-F	C	207 / 5.7	6.4	6.5	6.0	6.0	6.1	3405 / 14.2	15.8	15.4		I KNIX-F
4 KMLE-F	C	199 / 5.5	5.4	5.7	5.5	4.7	5.5	3142 / 13.1	13.5	12.8		I KMLE-F
5 KKFR-F	CHR/U	179 / 4.9	4.7	4.7	5.4	5.5	4.9	2830 / 11.8	11.7	13.4		H KKFR-F
6 KTAR	N/T	174 / 4.8	5.8	6.0	5.9	5.2	5.6	3170 / 13.3	16.3	14.7		I KTAR
7 KUPD-F	AOR	170 / 4.7	4.5	3.8	3.9	5.4	4.2	2615 / 10.9	9.0	10.3		H KUPD-F
8 KFYI	T	163 / 4.5	4.6	4.4	4.8	5.6	4.6	2186 / 9.1	8.1	11.1		H KFYI
9 KOY	ST	152 / 4.2	3.4	2.3	3.4	4.2	3.3	1638 / 6.9	6.7	8.7		D KOY
9 KYOT-F	J	152 / 4.2	5.2	5.2	4.9	3.6	4.9	2783 / 11.6	10.1	9.7		G KYOT-F
11 KKLT-F	SAC	148 / 4.1	3.3	3.3	3.9	3.9	3.6	2486 / 10.4	10.0	10.1		G KKLT-F
12 KMXF-F	AC/CHR	145 / 4.0	2.7	3.5	3.7	2.8	3.5	2764 / 11.6	9.0	8.7		E KMXF-F
13 KSLX-F	CL AOR	125 / 3.4	2.8	2.8	3.0	2.4	3.0	2158 / 9.0	9.3	8.4		F KSLX-F
14 KZZP-F	CHR	122 / 3.3	4.2	4.6	4.4	4.1	4.1	3417 / 14.3	15.2	14.3		I KZZP-F
15 KEDJ-F	AOR-NR	119 / 3.3	2.4	3.3	2.9	3.0	3.0	2725 / 11.4	9.9	11.1		F KEDJ-F
16 KDKB-F	AOR	111 / 3.0	3.1	2.5	2.1	2.7	2.7	2171 / 9.1	8.1	7.9		H KDKB-F
17 KZON-F	AC-NR	88 / 2.4	3.8	4.6	3.1	3.3	3.5	2830 / 11.8	12.6	11.7		G KZON-F
18 KHOT-F	SP-R	82 / 2.2	2.1	1.3	1.6	2.2	1.8	962 / 4.0	3.9	6.1		C KHOT-F
19 KLNZ-F	SP-R	73 / 2.0	2.0	2.6	2.2	1.6	2.2	862 / 3.6	4.2	4.1		D KLNZ-F
20 KPTY-F	CHR/U	50 / 1.4	1.2	1.7	1.8	1.9	1.5	1751 / 7.3	7.0	8.7		D KPTY-F
21 KGME	SPRTS	42 / 1.2	1.2	1.2	0.8	1.3	1.1	713 / 3.0	4.1	3.2		B KGME

12+ FM Share (Metro): 81.30% (2522 of 3102) (Winter 99: 76.04%)

Teens	18-34	18-49	25-49	25-54	35+	12+ AMD	12+ Mid	12+ PMD	12+ Eve	12+ Wknd
1 KKFR-F >	1 KUPD-F <	1 KMLE-F <	1 KMLE-F	1 KESZ-F <	1 KOOL-F	1 KESZ-F	1 KOOL-F <	1 KMLE-F <	1 KKFR-F >	1 KMLE-F <
2 KZZP-F	2 KKFR-F	2 KESZ-F <	1 KESZ-F	2 KOOL-F <	2 KTAR	2 KTAR <	2 KESZ-F <	2 KNIX-F <	2 KTAR <	2 KNIX-F <
3 KEDJ-F	3 KMXF-F	3 KUPD-F <	3 KNIX-F <	3 KMLE-F	2 KESZ-F <	3 KNIX-F	3 KFYI <	3 KESZ-F <	3 KZZP-F <	3 KOY
3 KPTY-F	4 KMLE-F	4 KNIX-F <	4 KMXF-F <	4 KNIX-F	4 KFYI <	3 KEDJ-F <	4 KNIX-F	4 KOOL-F <	4 KYOT-F <	3 KOOL-F <
5 KUPD-F >	5 KEDJ-F <	5 KMXF-F <	5 KOOL-F <	5 KMXF-F <	5 KOY <	5 KMLE-F	5 KMLE-F <	5 KUPD-F <	5 KUPD-F <	5 KKFR-F
6 KZON-F	6 KZZP-F <	6 KKFR-F <	6 KUPD-F	6 KYOT-F	6 KNIX-F	5 KOOL-F <	6 KMXF-F <	6 KKFR-F <	6 KFYI <	6 KYOT-F <
6 KMLE-F	7 KNIX-F	7 KOOL-F <	6 KSLX-F <	6 KSLX-F <	6 KYOT-F	7 KKFR-F <	7 KKLT-F <	7 KMXF-F	7 KEDJ-F <	7 KTAR <
	8 KZON-F <	8 KSLX-F <	8 KDKB-F <	8 KDKB-F <	8 KMLE-F <	8 KUPD-F	8 KUPD-F <	8 KYOT-F <	8 KMLE-F	8 KUPD-F
	9 KDKB-F <	9 KDKB-F <	9 KYOT-F	9 KDKB-F	9 KKLT-F <	9 KFYI	9 KOY <	9 KKLT-F <	8 KOOL-F <	8 KESZ-F
	10 KESZ-F <	10 KKLT-F <	10 KKLT-F	10 KKLT-F	10 KSLX-F >	9 KDKB-F <	10 KYOT-F <	10 KTAR <	10 KESZ-F <	10 KZZP-F <

Wom 18-24	Wom 18-34	Wom 25-34	Wom 18-49	Wom 25-54	Men 18-24	Men 18-34	Men 25-34	Men 18-49	Men 25-54	12+ Ovmit
1 KKFR-F >>	1 KKFR-F <	1 KMXF-F	1 KESZ-F	1 KESZ-F >	1 KUPD-F >	1 KUPD-F >	1 KUPD-F	1 KUPD-F	1 KOOL-F <	1 KFYI
2 KNDX-F <	2 KMXF-F	2 KMLE-F	2 KMLE-F	2 KMLE-F <	2 KKFR-F >	2 KKFR-F <	2 KMLE-F	2 KSLX-F <	2 KSLX-F <	2 KTAR <
3 KMXF-F	3 KZZP-F <	3 KESZ-F <	3 KMXF-F	3 KOOL-F	3 KEDJ-F >>	3 KEDJ-F	3 KMXF-F <	3 KDKB-F	3 KMLE-F <	3 KNIX-F <
3 KZZP-F <	4 KMLE-F <	4 KKFR-F <	3 KNDX-F	4 KNIX-F <	4 KSLX-F	4 KMLE-F <	4 KDKB-F <	4 KMLE-F <	4 KDKB-F <	4 KOOL-F
5 KKLT-F	5 KNIX-F <	5 KZZP-F	5 KKFR-F <	5 KKLT-F <	4 KLNZ-F	5 KMXF-F <	5 KEDJ-F	5 KNIX-F <	5 KUPD-F <	5 KMLE-F
6 KUPD-F	6 KESZ-F	6 KNIX-F <	6 KKLT-F <	6 KMXF-F	6 KHOT-F	6 KDKB-F	6 KZON-F <	6 KEDJ-F <	6 KMXF-F <	6 KMXF-F <
7 KEDJ-F	7 KUPD-F	7 KUPD-F	7 KOOL-F	7 KYOT-F	7 KMXF-F	7 KZON-F	7 KKFR-F <	7 KMXF-F <	7 KTAR <	7 KTAR <
7 KESZ-F	7 KKLT-F	8 KZON-F	8 KZZP-F	8 KZZP-F <	7 KZZP-F	7 KLNZ-F	8 KLNZ-F <	8 KOOL-F	8 KMXF-F <	8 KMXF-F <
7 KHOT-F	9 KZON-F	8 KKLT-F <	9 KUPD-F <	9 KSLX-F <	7 KNIX-F	9 KZZP-F	9 KNIX-F	8 KKFR-F	9 KYOT-F <	9 KYOT-F <
7 KLNZ-F	10 KHOT-F	10 KHOT-F	10 KYOT-F	10 KUPD-F <		9 KNDX-F	9 KZZP-F >	10 KTAR <	10 KFYI	
7 KMLE-F <										

Other Rated Stations	Metro Share	Cume Rating	TSA AQH Cume	Other Rated Stations--Outside Market	Metro Share	Cume Rating	TSA AQH Cume				
KAJM-F	B/O	104.3	Payson	0.5	2.7	KAHM-F	EZ	102.1	Prescott	0.7	1.6
KFNN	T	1510	Mesa	0.4	1.4	KSAZ	ST	580	Marana	0.6	1.3
KMJK-F	B/AC	106.9	Buckeye	0.7	1.9						
KMVP	SPRTS	860	Phoenix	0.4	2.1						
KSWG-F	C	94.1	Wickenburg	0.6	1.5						
KVVA-F	SP-C	107.1	Apache Junction	0.6	1.8						

PHOENIX

Consolidation Report	12+	25-54	Revenue
Big City KBZR-FM, KDDJ-FM, KEDJ-FM, KSSL-FM	7.4 %	6.1 %	3.1 %
CBS/Infinity, pend. KMLE-FM, KOOL-FM, KZON-FM	13.8 %	17.0 %	21.6 %
Clear Channel KESZ-FM, KFYL-AM, KGME-AM, KMXP-FM, KNIX-FM, KOY-AM, KYOT-FM, KZZP-FM	33.1 %	32.4 %	37.7 %
Entravision, pend. KLNZ-FM, KVVA-FM	2.6 %	3.0 %	0.9 %
Hearst-Argyle KKLT-FM, KMVP-AM, KTAR-AM	9.3 %	7.7 %	13.0 %
Hispanic, pend. KHOT-FM, KKFR-FM	7.1 %	5.5 %	5.4 %
Sandusky KDKB-FM, KDUS-AM, KSLX-AM, KSLX-FM, KUPD-FM	11.1 %	14.0 %	15.3 %
	84.3 %	85.7 %	97.0 %

AM Stations

Station	Power	Time	Format	Company	Advertiser	Agency	Product
KFYI	910	5 kw (DA-N)	Talk	CBS, Westwd. AMFM	\$88.00	Sentry	Clear Channel
KGME	550	5 kw/1 kw	Sports	WW1, 1/1, ESPN	\$55.00	Katz	Clear Channel
KOY	1230	1 kw	Standards	Westwd, CNN	\$ NA	Sentry	Clear Channel
KTAR	620	5 kw (DA-N)	News/Talk	ABC	\$174.00	Christal	Hearst-Argyle

FM Stations

Station	Power	Time	Format	Company	Advertiser	Agency	Product
KDDJ	100.3	90 kw @ 2047	Simul. KEDJ-F				Globe
KOKB	93.3	100 kw @ 1540	AOR	\$141.00	Eastman	Sandusky	
KEDJ	106.3	23 kw @ 725	AOR-New Rock	\$84.00	Allied	Big City	Sun City
KESZ	99.9	100 kw @ 1702	AC	AP \$101.00	Katz	Clear Channel	
KHOT	105.9	36 kw @ 574	Hispanic-Regional	\$ NA	Katz Hispani	Hispanic	Paradise Valley
KKFR	92.3	100 kw @ 1647	CHR/Urban	\$100.00	--	Hispanic, pend.	
KKLT	98.7	100 kw @ 1788	Soft AC	\$114.00	Christal	Hearst-Argyle	
KLNZ	103.5	62 kw @ 2428	Hispanic-Regional	\$ NA	Caballero	Entravision, pend.	Glendale
KMLE	107.9	100 kw @ 1736	Country	\$214.00	Sentry	CBS/Infinity, pend.	Chandler
KMXP	96.9	100 kw @ 1560	AC/CHR	\$77.00	Eastman	Clear Channel	
KNIX	102.5	100 kw @ 1620	Country	\$214.00	Katz	Clear Channel	
KOOL	94.5	100 kw @ 1655	Oldies	\$145.00	Christal	CBS/Infinity, pend.	
KPTY	103.9	1.4 kw @ 1345	AOR-New Rock	\$ NA	Mc-Guild	New Planet	Gilbert
KSLX	100.7	100 kw @ 1840	Classic AOR	\$110.00	Eastman	Sandusky	Scottsdale
KUPD	97.9	100 kw @ 1620	AOR	\$160.00	Eastman	Sandusky	Tempe
KYOT	96.5	100 kw @ 1570	Jazz	AMFM \$80.00	Sentry	Clear Channel	
KZON	101.5	100 kw @ 1740	Modern AC	\$70.00	Sentry	CBS/Infinity, pend.	
KZZP	104.7	100 kw @ 1550	CHR	\$85.00	Eastman	Clear Channel	

Notes: 4/00 KLNZ-F, KUET (710; Black Canyon City) and KVVA-F sold by Z-Spanish to Entravision as part of a \$475,000,000 group transaction

PITTSBURGH

Arbitron Rank: 22 **Pop (12+):** 1,999,100
MSA Rank: 19
MSA Pop: 2,350,000
DMA: 19
Average Persons Rating: 15.6
Market TSL in Hours: 20.75

Stations: 32 / 30
Diaries: 3,487 / 573:1 / 57.5%
Sample Target: 3,300
% Below Line: 0.6
% Not Listed: 14.4
Pop per Station: 66,637

Last Year's Revenue: \$92,000,000
Household income: \$41,403
Total Retail Sales: \$23.6 Bil.
#1 Biller: KDKA \$14,500,000
#1 Billing Portfolio
Clear Channel \$33,850,000

12+ Metro	Format	Winter 00 1/4 Share	Fall 99	Sum 99	Spq 99	Win 99	4-Book Avg.	12+ Metro Cume / Rtg.	Fall 99	Win 99	12+ TSA AQH / Cume	Revenue Level
1	KDKA	N/T	389 / 12.4	10.7	12.1	11.2	13.7	11.6	4742 / 23.7	22.3	26.1	I KDKA
2	WDSY-F	C	258 / 8.3	8.8	8.1	8.3	7.1	8.4	3171 / 15.9	17.2	15.9	H WDSY-F
3	WDVE-F	AOR	220 / 7.0	8.5	7.9	8.2	8.3	7.9	3102 / 15.5	20.1	19.3	I WDVE-F
4	WBZZ-F	CHR	198 / 6.3	6.8	7.2	5.7	5.9	6.5	4617 / 23.1	21.4	21.0	H WBZZ-F
5	WJAS	ST	177 / 5.7	5.7	5.4	4.9	4.1	5.4	1834 / 9.2	9.7	8.7	C WJAS
6	WWSW-AF	O	163 / 5.2	4.9	5.7	5.7	5.0	5.4	2813 / 14.1	15.0	14.7	H WWSW-AF
7	WJFF-F	B/O	155 / 5.0	4.1	5.2	4.0	3.5	4.6	2131 / 10.7	10.0	8.8	E WJFF-F
7	WXDX-F	AOR-NR	155 / 5.0	6.0	5.8	5.7	5.1	5.6	2898 / 14.5	15.4	14.2	F WXDX-F
9	WSHH-F	SAC	128 / 4.1	5.5	4.7	4.4	5.7	4.7	2439 / 12.2	13.6	13.5	F WSHH-F
9	WAMO-FF	B	128 / 4.1	4.0	4.2	4.3	4.4	4.1	1745 / 8.7	9.1	9.5	E* WAMO-FF
11	WLTJ-F	SAC	113 / 3.6	2.9	3.8	3.9	4.1	3.6	1957 / 9.8	9.4	11.1	E WLTJ-F
12	WRRK-F	CL AOR	100 / 3.2	3.0	3.4	3.3	3.6	3.2	1925 / 9.6	9.9	11.6	D WRRK-F
13	WPHH-F	AC/CHR	80 / 2.6	2.0	2.2	2.8	2.9	2.4	2120 / 10.6	9.2	11.8	F WPHH-F
14	WZPT-F	AC/CHR	65 / 2.1	2.6	2.6	3.0	3.1	2.6	1556 / 7.8	9.2	11.0	D WZPT-F
15	WPTT	T	51 / 1.6	1.2	1.5	1.3	1.3	1.4	875 / 4.4	3.7	4.2	WPTT
16	WORD-F	REL	48 / 1.5	1.6	1.1	1.0	1.3	1.3	894 / 4.5	4.1	4.2	C^ WORD-F
17	KQV	N	47 / 1.5	1.4	1.1	1.2	1.1	1.3	975 / 4.9	6.3	4.8	C KQV
18	WOGG-FF	C	46 / 1.5	1.4	1.8	1.5	1.5	1.5	743 / 3.7			WOGG-FF

12+ FM Share (Metro): 70.65% (1890 of 2675) (Winter 99: 71.11%)

Teens	18-34	18-49	25-49	25-54	35+	12+ AMD	12+ Mid	12+ PMD	12+ Eve	12+ Wknd
1 WBZZ-F <	1 WXDX-F <	1 WDVE-F	1 WDVE-F	1 WDVE-F	1 KDKA >>	1 KDKA >>	1 KDKA	1 KDKA	1 KDKA >	1 KDKA
2 WAMO-FF	2 WDVE-F <	2 WDSY-F	2 WDSY-F	2 WDSY-F	2 WDSY-F <	2 WDVE-F	2 WDSY-F <	1 WDSY-F	2 WBZZ-F <	2 WDSY-F
3 WXDX-F >>	3 WBZZ-F	3 WBZZ-F	3 WBZZ-F <	3 WJFF-F	3 WJAS	3 WDSY-F <	3 WDVE-F	3 WDVE-F <	3 WAMO-FF <	3 WBZZ-F <
4 WDSY-F	4 WXDX-F	4 WJFF-F	4 WJFF-F	4 WBZZ-F <	4 WWSW-AF	4 WBZZ-F	4 WJAS	4 WBZZ-F	4 WDSY-F <	4 WJAS <
5 WAMO-FF >	5 WJFF-F	5 WXDX-F <	5 WWSW-AF <	5 WWSW-AF <	5 WDVE-F <	5 WXDX-F	5 WJFF-F <	5 WJAS <	5 WXDX-F	5 WWSW-AF <
6 WJFF-F <	6 WWSW-AF	6 WWSW-AF <	6 KDKA	6 WJFF-F	6 WRRK-F	6 WWSW-AF	6 WXDX-F <	6 WWSW-AF	6 WAMO-FF <	6 WAMO-FF <
7 WPHH-F <	6 WAMO-FF <	7 KDKA	7 WXDX-F <	7 WSHH-F	7 WSHH-F	6 WWSW-AF <	7 WLTJ-F <	7 WJFF-F <	6 WSHH-F <	7 WDVE-F
8 WZPT-F	8 WRRK-F	7 WRRK-F	8 WLTJ-F <	8 WLTJ-F	8 WJFF-F <	8 WSHH-F <	8 WWSW-AF	8 WJFF-F <	8 WJFF-F <	8 WXDX-F <
	9 KDKA <	9 WPHH-F	9 WRRK-F	9 WRRK-F	9 WBZZ-F <	9 WJAS	9 WBZZ-F	9 WAMO-FF	9 WDVE-F >	9 WJFF-F <
	10 WPHH-F	10 WLTJ-F <	10 WSHH-F	10 WRRK-F	10 WRRK-F	10 WSHH-F <	10 WXDX-F	10 WSHH-F <	10 WSHH-F	10 WSHH-F
			10 WPHH-F							

Wom 18-24	Wom 18-34	Wom 25-34	Wom 18-49	Wom 25-54	Men 18-24	Men 18-34	Men 25-34	Men 18-49	Men 25-54	12+ Ovrnite
1 WBZZ-F >	1 WBZZ-F	1 WBZZ-F <	1 WBZZ-F <	1 WDSY-F	1 WXDX-F	1 WDVE-F <	1 WDVE-F >	1 WDVE-F >	1 WDVE-F >>	1 KDKA >>>
2 WAMO-FF <	2 WDSY-F	2 WDSY-F >	2 WDSY-F	2 WJFF-F <	2 WDVE-F	2 WXDX-F >>	2 WXDX-F >	2 WXDX-F	2 WDSY-F <	2 WAMO-FF
3 WXDX-F >	3 WXDX-F	3 WDVE-F	3 WJFF-F	3 WBZZ-F	3 WBZZ-F	3 WDSY-F	3 WDSY-F >	3 WDSY-F	3 WXDX-F <	3 WDSY-F
4 WDSY-F >	3 WAMO-FF	3 WZPT-F	4 WAMO-FF <	4 WLTJ-F	4 WAMO-FF	4 WBZZ-F	4 WJFF-F	4 WRRK-F	4 WWSW-AF <	4 WORD-F
5 WRRK-F	5 WPHH-F	3 WPHH-F <	5 WDVE-F	5 WSHH-F <	5 WDSY-F >	5 WAMO-FF	5 WBZZ-F	5 WWSW-AF <	5 KDKA <	5 WWSW-AF <
5 WPHH-F	6 WJFF-F	6 WXDX-F <	5 WSHH-F <	6 KDKA <	6 WJFF-F	5 KDKA	6 WBZZ-F <	6 WRRK-F	6 WRRK-F	6 WDVE-F <
	6 WZPT-F	7 WJFF-F	7 WPHH-F <	7 WWSW-AF <	7 WRRK-F	7 WPHH-F	7 KDKA	7 WJFF-F	7 WJFF-F	
	6 WDVE-F	8 WAMO-FF >	8 WLTJ-F	8 WDVE-F	7 KDKA <	7 WLTJ-F	8 WJFF-F	8 WBZZ-F	8 WBZZ-F	
			9 WXDX-F <	9 WPHH-F			9 WAMO-FF	9 WPHH-F	9 WPHH-F	
			10 WWSW-AF	10 WAMO-FF <				9 WZPT-F <		

Other Rated Stations					Other Rated Stations--Outside Market						
			Metro Share	Cume Rating	TSA AQH Cume			Metro Share	Cume Rating	TSA AQH Cume	
WASP	T	1130	Brownsville	0.4	0.6	WOGH-F	C	103.5	Stuebenville, OH	0.3	1.7
WBUT	AC	1050	Butler	0.3	1.0	WVAQ-F	CHR	101.9	Morgantown, WV	0.3	1.0
WBVP	ST	1230	Beaver Falls	0.6	1.0						
WEAE	SPRIS	1250	Pittsburgh	1.1	4.4						
WISR	ST	680	Butler	0.4	1.0						
WJPA-AF	O	95.3	Washington	0.6	1.4						
WLER-F	AC	97.7	Butler	0.3	0.8						
WMBS	FS	590	Uniontown	0.5	1.5						

PITTSBURGH

Consolidation Report	12+	25-54	Revenue
CBS/Infinity KDKA-AM, WBZZ-FM, WDSY-FM, WZPT-FM	29.1 %	25.0 %	36.3 %
Clear Channel WDVE-FM, WJJJ-FM, WPHH-FM, WWSW-AF, WXOX-FM	24.8 %	33.9 %	36.8 %
Frischling WLTJ-FM, WRRK-FM	6.8 %	9.5 %	6.5 %
Renda WJAS-AM, WPTT-AM, WSHH-FM	11.4 %	5.7 %	6.7 %
Sheridan WAMO-AM, WAMO-FM, WSSZ-FM	4.1 %	3.4 %	3.6 %
	76.2 %	77.5 %	89.9 %

AM Stations

Station	Freq	Power	Format	Daypart	Rate	Agency	Advertiser
KDKA	1020	50 kw	News/Talk	WW1, CNN, AP	\$180.00	CBS	CBS/Infinity
KQV	1410	5 kw (DA-2)	News	CBS, CNN, WW1	\$35.00	---	
WJAS	1320	5 kw (DA-N)	Standards	CNN, Westwd	\$34.00	Katz	Renda
WPTT	1360	5 kw/1 kw (DA-N)	Talk	ABC	\$ NA	---	Renda
WWSW	970	5 kw (DA-2)	Simul. WWSW-F				McKeesport

FM Stations

Station	Freq	Power	Format	Daypart	Rate	Agency	Advertiser
WAMO	106.7	47 kw @ 518	Black	AURN	\$ 70.00	D&R	Sheridan
WBZZ	93.7	41 kw @ 547	CHR		\$155.00	Eastman	CBS/Infinity
WDSY	107.9	50 kw @ 500	Country	Westwd	\$130.00	Eastman	CBS/Infinity
WDVE	102.5	55 kw @ 820	AOR		\$200.00	Christal	Clear Channel
WJJJ	104.7	20 kw @ 781	Black Oldies	AMFM, ABC	\$45.00	D&R	Clear Channel
WLTJ	92.9	47 kw @ 894	Soft AC		\$58.00	K&P	WRRK-F
WOGG	94.9	0.2 kw @ 1240	Country		\$ NA	Dome	Keymarket
WORD	101.5	48 kw @ 505	Religion	SRN	\$38.00	Salem	Salem
WPHH	96.1	44 kw @ 522	AC/CHR		\$110.00	Sentry	Clear Channel
WRRK	96.9	45 kw @ 530	Classic AOR		\$53.00	Mc-Guild	WLTJ-F
WSHH	99.7	10.6 kw @ 928	Soft AC		\$80.00	Katz	Renda
WSSZ	107.1	1.6 kw @ 449	Simul. WAMO-F				Greensburg
WWSW	94.5	50 kw @ 810	Oldies	ABC, AMFM	\$160.00	Sentry	Clear Channel
WXDX	105.9	72 kw @ 440	AOR-New Rock	Westwd, AMFM	\$ 50.00	Christal	Clear Channel
WZPT	100.7	17 kw @ 850	AC/CHR		\$59.00	Eastman	CBS/Infinity

Notes: Combined revenue stations: * WAMO-FF includes WAMO and WSSZ-F; ^ WORD-F includes WPIT . . . No historic cumes for WOGG-FF are available . . . 3/00
WZUM (1590; Camegie) returned to the air, programming Classic Hits

PORTLAND, OR

Arbitron Rank: 25 **Pop (12+):** 1,737,500
MSA Rank: 27
MSA Pop: 1,850,000
DMA: 23
Average Persons Rating: 14.5
Market TSL in Hours: 19.25

Stations: 29 / 27
Diaries: 2,784 / 624:1 / 52.3%
Sample Target: 2,690
% Below Line: 0.8
% Not Listed: 17.4
Pop per Station: 64,352

Last Year's Revenue: \$107,500,000
Household Income: \$50,507
Total Retail Sales: \$24.7 Bil.
#1 Biller: KKCW-F \$11,400,000
#1 Billing Portfolio
 Clear Channel \$31,850,000

12+ Metro	Format	Winter 00 1/4 Share	Fall 99	Sum 99	Spq 99	Win 99	4-Book Avg.	12+ Metro Cume / Rtg.	Fall 99	Win 99	12+ TSA AQH / Cume	Revenue Level	
1	KKCW-F	AC	193 / 7.7	6.6	6.4	7.4	6.3	7.0	2567 / 14.8	12.8	12.6	I	KKCW-F
2	KEX	FS	181 / 7.2	6.5	4.5	5.5	5.1	5.9	3103 / 17.9	16.8	12.7	G	KEX
3	KKSN-F	O	176 / 7.0	5.9	5.2	5.0	3.9	5.8	2992 / 17.2	15.8	12.6	H	KKSN-F
4	KKRZ-F	CHR	154 / 6.1	7.0	6.7	8.0	9.7	7.0	3172 / 18.3	19.1	22.4	I	KKRZ-F
5	KXJM-F	CHR/U	137 / 5.4	5.7	5.9	5.9	1.6	5.7	2265 / 13.0	12.6	5.9	D	KXJM-F
6	KUPL-F	C	134 / 5.3	6.2	5.4	5.7	5.0	5.7	2268 / 13.1	14.4	12.0	H	KUPL-F
7	KGON-F	CL AOR	126 / 5.0	4.5	5.0	5.2	5.1	4.9	2314 / 13.3	12.9	14.7	I	KGON-F
8	KINK-F	AOR-P	108 / 4.3	5.4	4.7	3.9	4.2	4.6	1587 / 9.1	10.4	10.0	G	KINK-F
9	KWJJ-F	C	101 / 4.0	4.3	4.4	4.7	4.9	4.4	2028 / 11.7	12.8	11.9	G	KWJJ-F
10	KXL	N/T	95 / 3.8	3.6	3.5	3.4	3.7	3.6	1649 / 9.5	10.3	10.9	G	KXL
11	KUFO-F	AOR	88 / 3.5	4.1	5.1	4.7	5.3	4.3	1916 / 11.0	11.3	13.5	G	KUFO-F
12	KRSK-F	AC/CHR	82 / 3.3	3.4	3.3	2.9	3.4	3.2	2003 / 11.5	11.8	11.6	E	KRSK-F
13	KNRK-F	AOR-NR	80 / 3.2	3.7	3.3	2.9	4.2	3.3	1942 / 11.2	11.1	12.6	E	KNRK-F
14	KKJZ-F	J	79 / 3.1	2.9	3.2	3.5	2.7	3.2	1276 / 7.3	7.2	6.9	F	KKJZ-F
15	KKSN	ST	72 / 2.9	2.4	2.2	2.2	2.1	2.4	811 / 4.7	5.0	4.3	B	KKSN
16	KBBT-F	AC-NR	52 / 2.1	2.5	3.1	2.4	2.8	2.5	1731 / 10.0	9.4	10.4	F	KBBT-F
17	KFXX-AA	SPRTS	39 / 1.5	1.5	1.4	1.2	1.8	1.4	729 / 4.2	4.5	4.7	D	KFXX-AA
18	KPDQ-F	REL	33 / 1.3	0.8	1.9	1.1	0.8	1.3	810 / 4.7	3.7	2.8	F	KPDQ-F
19	KOTK	T	30 / 1.2	1.1	2.1	1.0	1.6	1.3	662 / 3.8	3.4	4.2	B	KOTK
20	KUPL	C/O	24 / 1.0	0.9	0.9	0.6	1.4	0.9	440 / 2.5	2.9	2.5		KUPL

12+ FM Share (Metro): 75.06% (1562 of 2081) (Winter 99: 73.77%)

Teens	18-34	18-49	25-49	25-54	35+	12+ AMD	12+ Mid	12+ PMD	12+ Eve	12+ Wknd
1 KXJM-F >	1 KKRZ-F	1 KGON-F	1 KGON-F	1 KKCW-F <	1 KEX <	1 KKCW-F <	1 KKCW-F	1 KKCW-F	1 KEX	1 KKSJ-F
2 KKRZ-F >	2 KXJM-F <	1 KKCW-F	1 KKCW-F <	2 KKSN-F <	2 KKCW-F <	2 KEX	2 KKSN-F <	2 KKSN-F	2 KXJM-F	1 KXJM-F <
3 KNRK-F >>	3 KUFO-F	1 KKRZ-F	3 KKSN-F <	3 KGON-F	3 KKSN-F >	3 KKSN-F <	3 KEX >	3 KKRZ-F	3 KKRZ-F	3 KKRZ-F <
4 KUFO-F	4 KNRK-F	4 KKSN-F	4 KKRZ-F	4 KKRZ-F <	4 KUPL-F <	4 KKRZ-F <	4 KKRZ-F <	4 KXJM-F <	4 KNRK-F	4 KUPL-F
	5 KRSK-F <	5 KUPL-F	5 KINK-F <	5 KINK-F <	5 KXL <	5 KGON-F <	5 KUPL-F <	5 KUPL-F <	5 KGON-F	5 KKCW-F
	6 KGON-F	5 KINK-F	6 KUPL-F	6 KUPL-F	6 KINK-F	6 KUPL-F <	6 KINK-F <	6 KEX <	6 KKSN-F	5 KEX
	6 KKCW-F <	7 KUFO-F <	7 KEX <	7 KEX	6 KGON-F	7 KXL	7 KGON-F	7 KGON-F <	7 KKCW-F <	7 KINK-F
	8 KUPL-F <	8 KXJM-F <	8 KWJJ-F <	8 KWJJ-F <	8 KKSN	8 KXJM-F <	8 KWJJ-F <	8 KWJJ-F	8 KINK-F <	7 KWJJ-F <
	9 KWJJ-F	9 KWJJ-F <	9 KRSK-F <	9 KRSK-F <	8 KKJZ-F	9 KINK-F	9 KKJZ-F <	9 KUFO-F <	9 KXL <	9 KUFO-F <
	10 KBBT-F <	10 KRSK-F	10 KUFO-F	10 KKJZ-F <	10 KWJJ-F	10 KUFO-F <	10 KKSN <	10 KINK-F <	10 KUFO-F <	10 KGON-F
		10 KEX								

Wom 18-24	Wom 18-34	Wom 25-34	Wom 18-49	Wom 25-54	Men 18-24	Men 18-34	Men 25-34	Men 18-49	Men 25-54	12+ Ovrnite
1 KXJM-F	1 KKRZ-F >	1 KKRZ-F >	1 KKCW-F	1 KKCW-F >	1 KXJM-F	1 KUFO-F	1 KUFO-F <	1 KGON-F >	1 KGON-F	1 KEX >
2 KKRZ-F >	2 KXJM-F	2 KKSN-F	2 KKRZ-F	2 KKSN-F <	2 KNRK-F	2 KNRK-F	2 KKRZ-F	2 KUFO-F <	2 KKSN-F <	2 KXL
3 KNRK-F	3 KKCW-F	2 KRSK-F	3 KKSN-F <	3 KKRZ-F <	2 KUFO-F	2 KGON-F	3 KGON-F	3 KINK-F <	3 KINK-F	3 KKSN-F <
3 KKCW-F	3 KRSK-F	4 KUPL-F	4 KUPL-F	4 KUPL-F >	4 KGON-F >	2 KKRZ-F <	4 KNRK-F	4 KKSN-F	4 KEX	4 KUPL-F <
3 KUFO-F	5 KUPL-F	5 KWJJ-F <	5 KRSK-F	5 KWJJ-F	5 KKRZ-F	5 KXJM-F >	5 KWJJ-F <	5 KKRZ-F <	5 KUFO-F	5 KKCW-F
3 KRSK-F >	6 KNRK-F	6 KINK-F	6 KWJJ-F <	5 KINK-F <	6 KWJJ-F	6 KWJJ-F	6 KXJM-F	6 KEX <	5 KKCW-F <	5 KXJM-F
7 KUPL-F	6 KUFO-F <	7 KXJM-F	7 KXJM-F	7 KRSK-F	6 KUPL-F >>	7 KUPL-F	7 KFXX-AA <	7 KUPL-F	7 KKRZ-F <	
	8 KWJJ-F <	7 KBBT-F	7 KINK-F	8 KEX <		8 KFXX-AA	8 KUPL-F	7 KNRK-F <	8 KUPL-F	
	9 KINK-F		9 KGON-F	9 KKJZ-F		8 KRSK-F <	8 KKCW-F	9 KXJM-F <	9 KFXX-AA	
	9 KBBT-F >		9 KBBT-F <	10 KGON-F			8 KRSK-F <	10 KKCW-F <	10 KKJZ-F <	

Other Rated Stations				Metro Share	Cume Rating	TSA AQH Cume	Other Rated Stations--Outside Market				Metro Share	Cume Rating	TSA AQH Cume
KEWS	N/T	620	Portland	0.7	3.2		KLOO-F	CL AOR	106.1	Corvallis	0.4	1.0	
KMUZ	SP-R	1230	Gresham	0.7	0.8		KRKT-F	C	99.9	Albany	0.4	1.2	
KPDQ	REL	800	Portland	0.2	0.9								
KWBY	SP-C	940	Woodburn	0.6	1.2								
KWIP	SP-VA	880	Dallas	0.6	0.9								
KYKN	T	1430	Keizer	0.4	0.9								

PORTLAND, OR

Consolidation Report	12+	25-54	Revenue
CBS/Infinity KBBT-FM, KINK-FM, KKJZ-FM, KUFO-FM, KUPL-AM, KUPL-FM	19.3 %	22.6 %	28.4 %
Clear Channel KEWS-AM, KEX-AM, KKCW-FM, KKRZ-FM	21.7 %	20.8 %	29.6 %
Entercom KFXX-AA, KGON-FM, KKSJ-AM, KKSJ-FM, KNRK-FM, KRSK-FM	22.9 %	24.3 %	26.5 %
	63.9 %	67.7 %	84.5 %

AM Stations

Station	Freq	Power	Format	Owner	Advertiser	Agency	Market
KEWS	620	5 kw (DA-N)	News/Talk	ABC, AP	\$27.00	Katz	Portland
KEX	1190	50 kw (DA-N)	Full Service	ABC, ESPN	\$110.00	Katz	Portland
KFXX	910	5 kw (DA-2)	Sports	1/1, CBS, Westwd	\$35.00	D&R	Vancouver, WA
KKSJ	1520	50 kw/15 kw (DA-2)	Standards	Westwd	\$34.00	D&R	Oregon City
KOTK	1080	50 kw/10 kw (DA-2)	Talk	CNN, Westwd	\$ NA	Sentry	Portland
KSLM	1390	5 kw/0.69 kw	Simul. KFXX				Salem
KUPL	970	5 kw (DA-N)	Classic Country	Jones	\$<20.00	Katz	Portland
KXL	750	50 kw/20 kw (DA-2)	News/Talk	CBS	\$101.00	Mc-Guild	Portland

FM Stations

Station	Freq	Power	Format	Owner	Advertiser	Agency	Market
KBBT	107.5	6.3 kw @ 1332	Modern AC	Westwd	\$50.00	Christal	Banks
KGON	92.3	100 kw @ 1268	Classic AOR		\$140.00	D&R	Portland
KINK	101.9	100 kw @ 1674	Progressive AOR		\$117.00	Katz	Portland
KKCW	103.3	100 kw @ 1674	AC		\$148.00	Katz	Beaverton
KKJZ	106.7	100 kw @ 880	Jazz		\$75.00	Katz	Lake Oswego
KKRZ	100.3	100 kw @ 1434	CHR		\$120.00	Katz	Portland
KKSJ	97.1	100 kw @ 1268	Oldies	ABC	\$118.00	D&R	Portland
KNRK	94.7	3.7 kw @ 850	AOR-New Rock		\$68.00	D&R	Camas, WA
KPDQ	93.7	100 kw @ 1268	Religion	SRN	\$23.00	Salem	Salem
KRSK	105.1	100 kw @ 1840	AC/CHR		\$77.00	D&R	Salem
KUFO	101.1	100 kw @ 1640	AOR	Westwd	\$110.00	Christal	Portland
KUPL	98.7	37 kw @ 1443	Country	AP	\$155.00	Katz	Portland
KWJJ	99.5	52 kw @ 1268	Country		\$155.00	Sentry	Portland
KXJM	95.5	100 kw @ 990	Oance CHR		\$60.00	Mc-Guild	Portland

Notes:

PROVIDENCE

Arbitron Rank: 33 **Pop (12+):** 1,272,900
MSA Rank: 64
MSA Pop: 904,000
DMA: 50
Average Persons Rating: 16.2
Market TSL In Hours: 21.50

Stations: 43 / 23
Diaries: 1,777 / 716:1 / 48.9%
Sample Target: 1,760
% Below Line: 24.3
% Not Listed: 10.4
Pop per Station: 55,343

Last Year's Revenue: \$43,700,000
Household Income: \$45,203
Total Retail Sales: \$13.5 Bil.
#1 Biller: WHJY-F \$6,400,000
#1 Billing Portfolio
Clear Channel \$16,900,000

12+ Metro	Format	Winter 00 1/4 Share	Fall 99	Sum 99	Spg 99	Win 99	4-Book Avg.	12+ Metro Cume / Rtg.	Fall 99	Win 99	12+ TSA AQH / Cume	Revenue Level	
1	WWLI-F	SAC	161 / 7.8	9.9	8.3	7.4	7.4	8.4	2139 / 16.8	17.6	17.9	G	WWLI-F
1	WPRO-F	CHR	161 / 7.8	8.5	7.3	6.8	6.8	7.6	3019 / 23.7	22.6	23.9	G	WPRO-F
3	WSNE-F	AC	138 / 6.7	6.1	4.7	5.7	4.7	5.8	1917 / 15.1	15.8	13.6	F	WSNE-F
4	WHJY-F	AOR	126 / 6.1	6.0	7.2	7.2	6.1	6.6	1974 / 15.5	14.9	15.5	G	WHJY-F
5	WCTK-F	C	103 / 5.0	6.1	6.3	5.1	4.8	5.6	1493 / 11.7	12.6	10.0	D	WCTK-F
5	WWBB-F	O	103 / 5.0	5.5	5.7	6.0	7.3	5.6	1858 / 14.6	16.7	17.0	F	WWBB-F
7	WPRO	T	91 / 4.4	3.8	4.8	4.2	4.5	4.3	1422 / 11.2	9.8	9.8	D	WPRO
8	WPLM-F	SAC	86 / 4.2	2.3	2.0	1.9	1.9	2.6	992 / 7.8	5.9	5.0		WPLM-F
9	WBRU-F	AOR-NR	62 / 4.0	4.0	5.1	4.5	4.8	4.4	1735 / 13.6	14.2	14.5	C	WBRU-F
10	WWKX-FF	CHR	76 / 3.7	4.3	4.5	4.9	4.8	4.3	1599 / 12.6	13.5	14.8	C	WWKX-FF
11	WHJJ	N/T	63 / 3.1	2.9	2.5	2.8	1.9	2.8	972 / 7.6	7.7	5.4	C	WHJJ
12	WJMN-F	CHR	47 / 2.3	2.3	2.3	2.3	2.5	2.3	1293 / 10.2	9.7	10.0		WJMN-F
13	WCRB-F	CL	45 / 2.2	1.5	1.3	1.2	1.2	1.6	637 / 5.0	4.6	4.9		WCRB-F
14	WWRX-F	CL AOR	44 / 2.1	2.0	2.6	2.9	3.5	2.4	1099 / 8.6	7.9	13.0	E	WWRX-F
15	WFHN-F	CHR	40 / 1.9	2.3	1.9	1.9	1.6	2.0	914 / 7.2	6.9	5.4		WFHN-F
16	WBZ	N/T	36 / 1.7	1.7	1.4	1.6	1.2	1.6	694 / 5.5	5.3	5.0		WBZ
17	WBMX-F	AC-NR	32 / 1.6	1.3	1.8	1.4	2.0	1.5	789 / 6.2	5.8	7.0		WBMX-F
18	WAAF-F	AOR-NR	30 / 1.5	2.0	1.6	1.8	1.9	1.7	601 / 4.7	4.0	4.1		WAAF-F
19	WEEI	SPRFS	27 / 1.3	0.9	0.6	1.0	0.9	0.9	343 / 2.7	2.7	2.3		WEEI
20	WSKO	SPRFS	26 / 1.3	1.9	1.2	0.6	1.0	1.2	411 / 3.2	4.8	3.9	B	WSKO
21	WLKW	T	23 / 1.1	0.8	2.8	4.2	4.4	2.2	471 / 3.7	3.3	6.9	B	WLKW
22	WZLX-F	CL AOR	22 / 1.1	1.3	1.0	1.3	0.6	1.2	440 / 3.5	2.9	2.0		WZLX-F
22	WODS-F	O	22 / 1.1	1.5	0.7	1.0	1.2	1.1	526 / 4.1	5.4	4.7		WODS-F
22	WBCN-F	AOR	22 / 1.1	1.3	1.1	0.9	1.2	1.1	360 / 2.8	4.2	3.3		WBCN-F
22	WHKK-FF	CL HITS	22 / 1.1	1.0	1.5	1.8	1.8	1.3	597 / 4.7	5.0	5.7	B	WHKK-FF

12+ FM Share (Metro): 80.75% (1489 of 1844) (Winter 99: 79.36%)

Teens	18-34	18-49	25-49	25-54	35+	12+ AMD	12+ Mid	12+ PMD	12+ Eve	12+ Wknd
1	WWKX-FF	1 WPRO-F <	1 WPRO-F <	1 WPRO-F <	1 WWLI-F	1 WPRO-F	1 WWLI-F <	1 WPRO-F <	1 WPRO-F <	1 WWLI-F
2	WPRO-F	2 WHJY-F >	2 WHJY-F	2 WSNE-F	2 WSNE-F <	2 WWBB-F <	2 WWLI-F <	2 WSNE-F <	2 WWLI-F	2 WPRO-F
3	WJMN-F	3 WSNE-F <	3 WSNE-F	3 WHJY-F <	3 WWLI-F	3 WSNE-F	3 WPRO <	3 WPRO-F	3 WHJY-F	3 WWKX-FF <
4	WBRU-F >	4 WBRU-F	4 WWLI-F	4 WWLI-F >	4 WHJY-F >	3 WPLM-F <	4 WSNE-F	4 WHJY-F	4 WSNE-F	4 WHJY-F
5	WBOT-F	5 WWKX-FF	5 WBRU-F <	5 WBRU-F <	5 WCTK-F <	5 WPRO	5 WWBB-F <	5 WPRO <	5 WCTK-F	5 WSNE-F
6	WWLI-F	6 WCTK-F	6 WCTK-F	6 WCTK-F	6 WBRU-F <	6 WCTK-F	6 WHJY-F	6 WCTK-F <	6 WHJJ	6 WJMN-F
7	WJMN-F <	7 WWKX-FF	7 WWBB-F	7 WWBB-F	7 WHJJ <	7 WCTK-F	7 WWBB-F	6 WWBB-F <	6 WPRO <	7 WWBB-F <
8	WCTK-F	8 WWBB-F <	8 WWRX-F	8 WWRX-F >	8 WPRO-F	8 WWKX-FF	8 WPLM-F <	8 WBRU-F	8 WCTK-F	8 WSNE-F
9	WAAF-F	9 WWRX-F	9 WFHN-F	9 WFHN-F	9 WHJY-F	9 WPLM-F	9 WHJJ <	9 WWKX-FF	8 WBRU-F	9 WWKX-FF
10	WJMN-F <	10 WWKX-FF <			10 WCRB-F	10 WBRU-F	10 WBRU-F	9 WPLM-F >	10 WPLM-F <	10 WCRB-F

Wom 18-24	Wom 18-34	Wom 25-34	Wom 18-49	Wom 25-54	Men 18-24	Men 18-34	Men 25-34	Men 18-49	Men 25-54	12+ Ovmitte
1	WPRO-F <	1 WPRO-F >	1 WPRO-F	1 WPRO-F	1 WHJY-F	1 WHJY-F >	1 WHJY-F	1 WHJY-F >>	1 WHJY-F >	1 WHJY-F
2	WHJY-F <	2 WSNE-F >	2 WSNE-F >	2 WSNE-F	2 WWKX-FF >	2 WPRO-F <	2 WBRU-F	2 WPRO-F <	2 WPRO-F <	2 WPRO
3	WWKX-FF <	3 WHJY-F <	3 WWLI-F	3 WWLI-F >	3 WWLI-F >	3 WJMN-F	3 WBRU-F >	2 WPRO-F	3 WBRU-F	3 WSNE-F <
4	WSNE-F	4 WWKX-FF	4 WBRU-F	4 WCTK-F	4 WWBB-F	3 WAAF-F	4 WWKX-FF <	4 WSNE-F >	4 WWLI-F <	4 WWLI-F <
5	WJMN-F	4 WWLI-F	5 WCTK-F	5 WHJY-F <	4 WCTK-F >	5 WPRO-F	5 WAAF-F	5 WAAF-F	5 WSNE-F	5 WBRU-F
6	WCTK-F	6 WBRU-F <	6 WWKX-FF	6 WBRU-F <	6 WFHN-F	6 WBRU-F	6 WSNE-F	6 WWLI-F	6 WCTK-F <	6 WCTK-F <
7	WBRU-F	7 WCTK-F	7 WFHN-F	7 WWKX-FF	7 WBRU-F	6 WPMZ	7 WWLI-F	7 WEEI	7 WWKX-FF	7 WWRX-F
7	WWLI-F	8 WJMN-F	7 WJFD-F	8 WWBB-F	8 WHJY-F	8 WJMN-F <	7 WBCN-F	8 WWRX-F <	8 WWBB-F	8 WWBB-F
			7 WBMX-F	8 WFHN-F	8 WPLM-F	9 WBCN-F	9 WCTK-F	9 WAAF-F	9 WEEI	9 WEEI
			7 WHJY-F	10 WBMX-F	8 WBMX-F <		9 WBMX-F	10 WEEI	10 WZLX-F	10 WZLX-F
								10 WWBB-F	10 WSKO <	

PROVIDENCE

Other Rated Stations				Metro Share	Cume Rating	TSA AQH Cume
WARV	REL	1590	Warwick	0.6	1.5	
WBSM	T	1420	New Bedford	0.9	1.8	
WJFD-F	E	97.3	New Bedford	0.9	1.3	
WOON	FS	1240	Woonsocket	0.3	0.8	
WPMZ	SP-C	1110	East Providence	0.9	1.1	
WSAR	T	1480	Fall River	0.7	2.1	

Consolidation Report	12+	25-54	Revenue
AAA Entertainment WAKX-FM, WLKW-AM, WWKX-FM	4.8 %	2.5 %	5.5 %
Citadel, pend. WBSM-AM, WFHN-FM, WHCK-FM, WHKK-FM, WPRO-AM, WPRO-FM, WSKO-AM, WWLI-FM	25.1 %	27.0 %	36.5 %
Clear Channel WHJJ-AM, WHJY-FM, WSNE-FM, WWBB-FM	20.9 %	22.1 %	38.7 %
	50.8 %	51.6 %	80.7 %

Other Rated Stations--Outside Market				Metro Share	Cume Rating	TSA AQH Cume
WBOS-F	AOR-P	92.9	Brookline, MA	0.6	3.3	
WBOT-F	B	97.7	Brockton, MA	0.9	2.3	
WCIB-F	CL AOR	101.9	Falmouth, MA	0.8	2.6	
WFAN	SPRTS	660	New York	0.6	1.4	
WMJX-F	AC	106.7	Boston	0.4	2.3	
WNLC-F	ST	98.7	East Lyme, CT	0.6	1.0	
WQGN-F	CHR	105.5	Groton, CT	0.4	1.6	
WRKO	T	680	Boston	0.3	1.5	
WROR-F	CL HITS	105.7	Framingham, MA	0.7	1.8	
WXKS-F	CHR/AC	107.9	Medford, MA	0.9	3.8	

AM Stations

Station	Power	Time	Format	Comments	Revenue	Advertiser	Agency	Location
WHJJ	920	5 kw (DA-N)	News/Talk	CBS, Talknt	\$50.00	Katz	Cir Chnl, pend.	
WLKW	550	1 kw/0.5 kw (DA-N)	Talk	ABC	\$ NA	Allied	AAA	Pawtucket
WPRO	630	5 kw (DA-N)	Talk/Sports	ABC, SBUSA, 1/1	\$67.00	Mc-Guild	Citadel	
WSKO	790	5 kw (DA-N)	Sports	ESPN, 1-On-1	\$ NA	Mc-Guild	Citadel	

FM Stations

Station	Power	Time	Format	Comments	Revenue	Advertiser	Agency	Location
WAKX	102.7	1.95 kw @ 226	Simul. WWKX-F					Nargansett Pier
WBRU	95.5	20 kw @ 440	New Rock		\$45.00	D&R		
WCTK	98.1	47 kw @ 510	Country		\$50.00	D&R	Hall	New Bedford
WFHN	107.1	2.4 kw @ 348	CHR		\$ NA	Mc-Guild	Citadel, pend.	Fairhaven, MA
WHCK	99.7	2.3 kw @ 535	Simul. WHKK-F					Wakefield-Peacedale
WHJY	94.1	50 kw @ 440	AOR	AMFM	\$114.00	D&R	Clear Channel	
WHKK	100.3	3.9 kw @ 236	Classic Hits		\$ NA	Mc-Guild	Citadel	Middletown
WPRO	92.3	39 kw @ 551	CHR		\$80.00	Mc-Guild	Citadel	
WSNE	93.3	29.8 kw @ 619	AC		\$75.00	D&R	Clear Channel	Taunton
WWBB	101.5	13.5 kw @ 950	Oldies		\$79.00	Cir Chnl	Clear Channel	
WWKX	106.3	1.15 kw @ 518	CHR	Westwd	\$45.00	Allied	AAA	Woonsocket
WWLJ	105.1	50 kw @ 500	Soft AC		\$85.00	Mc-Guild	Citadel	
WWRX	103.7	37 kw @ 568	Classic AOR	Source	\$65.00	Cir Chnl	WFNX, pend.	Wesley

Notes: Other ranked stations -- See Boston . . . 4/00 WHKK-F changed calls to WZRI-F ("Z-100") and WHCK-F changed calls to WZRA-F; both remain simulcast Classic Hits

PUERTO RICO

Arbitron Rank: 13 **Pop (12+):** 3,122,300
MSA Rank: NA
MSA Pop: NA
DMA: NA
Average Persons Rating: 20.2
Market TSL in Hours: 26.50

Stations: 57 / 57
Diaries: 2,425 / 1288:1 / 56.9%
Sample Target: 2,400
% Below Line: 0.0
% Not Listed: 11.8
Pop per Station: 54,777

Last Year's Revenue: NA
Household Income: \$8,895
Total Retail Sales: \$11.7 Bil.
#1 Biller: NA
#1 Billing Portfolio: NA

12+ Metro	Format	Winter 00 1/4 Share	Fall 99	Sum 99	Spq 99	Win 99	4-Book Avg.	12+ Metro Cume / Rtg.	Fall 99	Win 99	12+ TSA AQH / Cume	Network Code
1 WPRM-F	TP	591 / 9.4	10.7	10.2	9.1		9.9	7248 / 23.2	25.8			9 WPRM-F
2 WKAQ	N/T	305 / 4.8	5.1	5.1	5.6		5.2	3898 / 12.5	13.0			WKAQ
3 WFID-F	AC	299 / 4.7	3.7	4.1	5.1		4.4	3925 / 12.6	14.6			4 WFID-F
4 WKAQ-F	CHR	286 / 4.5	5.6	5.4	5.4		5.2	5840 / 18.7	21.6			5 WKAQ-F
5 WZNT-F	TP	253 / 4.0	4.1	4.0	4.2		4.1	3822 / 12.2	11.9			12 WZNT-F
6 WMEG-F	CHR	237 / 3.8	3.8	3.7	3.8		3.8	3769 / 12.1	13.9			6 WMEG-F
7 WCMA-F	CHR	209 / 3.3	3.7	3.4	2.3		3.2	3524 / 11.3	12.9			WCMA-F
8 WIAC-F	AC	200 / 3.2	3.3	3.9	3.9		3.6	4100 / 13.1	13.0			10 WIAC-F
9 WXYX-F	CHR	169 / 2.7	3.1	3.0	2.7		2.9	3478 / 11.1	12.5			8 WXYX-F
10 WAPA	N/T	157 / 2.5	2.1	1.4	1.8		1.9	2254 / 7.2	5.6			7 WAPA
11 WNRT-F	REL	142 / 2.3	1.1	1.4	1.4		1.5	1331 / 4.3	3.4			11 WNRT-F
12 WORO-F	EZ	134 / 2.1	2.3	2.5	2.1		2.3	2663 / 8.5	8.5			WORO-F
13 WOYE-F	CHR	132 / 2.1	2.3	2.6	2.2		2.3	2492 / 8.0	10.4			1 WOYE-F
14 WJJP-F	SAC	131 / 2.1	1.6	2.0	1.6		1.8	1700 / 5.4	5.8			WJJP-F
14 WUKQ-F	CHR	131 / 2.1	1.6	2.0	1.6		1.8	1919 / 6.1	6.1			5 WUKQ-F
16 WIVA-F	TP	130 / 2.1	1.9	2.0	1.4		1.8	1927 / 6.2	5.6			9 WIVA-F
17 WZAR-F	TP	128 / 2.0	1.7	2.0	1.1		1.7	1969 / 6.3	5.2			WZAR-F
18 WIOA-F	SAC	114 / 1.8	2.6	2.0	3.1		2.4	2670 / 8.6	10.0			3 WIOA-F
19 WCOM-F	CHR	109 / 1.7	2.4	2.5	2.5		2.3	2944 / 9.4	10.9			1 WCOM-F
20 WCMN-F	CHR	91 / 1.4	1.7	1.8	1.4		1.6	1492 / 4.8	4.8			WCMN-F
21 WIOB-F	SAC	80 / 1.3	1.2	0.8	1.1		1.1	1214 / 3.9	4.2			3 WIOB-F
21 WRIO-F	TP	80 / 1.3	1.1	1.3	1.1		1.2	1160 / 3.7	3.4			9 WRIO-F
23 WAEL-F	AC	78 / 1.2	1.0	1.2	0.9		1.1	1192 / 3.8	4.6			WAEL-F
24 WKVM	REL	77 / 1.2	0.4	0.4	0.7		0.7	852 / 2.7	2.4			WKVM
25 WUNO	N/T	76 / 1.2	1.4	0.9	1.2		1.2	1199 / 3.8	4.5			WUNO
26 WCTA-F	TP	75 / 1.2	1.2	0.9	0.7		1.0	1433 / 4.6	4.2			12 WCTA-F
27 WCAD-F	AOR-P	74 / 1.2	1.6	1.3	1.4		1.4	1446 / 4.6	5.7			WCAD-F
28 WEGM-F	CHR	73 / 1.2	0.8	0.8	0.6		0.9	912 / 2.9	2.3			6 WEGM-F
29 WIAC	N/T	68 / 1.1	1.0	1.0	1.7		1.2	1279 / 4.1	3.2			WIAC
29 WPAB	N/T	68 / 1.1	1.2	0.8	1.1		1.1	1104 / 3.5	3.0			WPAB

12+ FM Share (Metro): 77.72% (4321 of 5560) (Winter 99: NA)

Teens	18-34	18-49	25-49	25-54	35+	12+ AMD	12+ Mid	12+ PMD	12+ Eve	12+ Wknd
1 WKAQ-F	1 WPRM-F >	1 WPRM-F >	1 WPRM-F >	1 WPRM-F >	1 WPRM-F	1 WPRM-F >>>	1 WPRM-F <	1 WPRM-F >	1 WFID-F <	1 WPRM-F
2 WMEG-F >	2 WFID-F <	2 WFID-F	2 WFID-F	2 WFID-F	1 WKAQ >	2 WKAQ	2 WFID-F <	2 WKAQ	2 WKAQ	2 WKAQ-F
3 WPRM-F	3 WMEG-F <	3 WZNT-F <	3 WZNT-F	3 WZNT-F >	3 WZNT-F	3 WIAC-F	3 WZNT-F	3 WMEG-F <	3 WKAQ-F <	3 WZNT-F
4 WCMA-F	4 WKAQ-F	4 WKAQ-F	4 WIAC-F <	4 WIAC-F <	4 WAPA	4 WFID-F <	4 WKAQ-F <	4 WKAQ-F	4 WMEG-F	4 WMEG-F <
5 WCOM-F	5 WXYX-F	5 WMEG-F <	5 WKAQ-F	5 WKAQ-F <	5 WFID-F <	5 WXYX-F <	5 WKAQ <	4 WFID-F	5 WPRM-F <	5 WFID-F
6 WOYE-F <	6 WIAC-F	6 WIAC-F	6 WCMA-F <	6 WKAQ <	6 WORD-F	6 WVA-F	6 WCMA-F	6 WZNT-F	6 WIAC-F <	6 WCMA-F <
7 WCMN-F <	7 WCMA-F <	7 WXYX-F <	7 WXYX-F <	7 WCMA-F	7 WNRT-F	7 WKAQ-F	7 WMEG-F <	7 WCMA-F <	7 WCMA-F <	7 WKAQ <
8 WFID-F	8 WZNT-F <	8 WCMA-F	8 WKAQ <	8 WNRT-F	7 WCMA-F	7 WZNT-F <	8 WIAC-F	8 WXYX-F <	8 WZAR-F <	8 WORO-F
8 WXYX-F <	9 WZAR-F <	9 WZAR-F <	9 WMEG-F	8 WXYX-F <	7 WJJP-F <	9 WAPA	9 WJJP-F	9 WJJP-F <	9 WAPA <	9 WOYE-F <
10 WZNT-F	10 WOYE-F <	10 WIVA-F <	9 WNRT-F	10 WMEG-F <	10 WIAC-F	10 WCMA-F <	9 WUKQ-F <	10 WIAC-F <	10 WNRT-F	10 WIAC-F <
			9 WVA-F <							

Wom 18-24	Wom 18-34	Wom 25-34	Wom 18-49	Wom 25-54	Men 18-24	Men 18-34	Men 25-34	Men 18-49	Men 25-54	12+ Ovrnite
1 WMEG-F <	1 WFID-F <	1 WFID-F <	1 WPRM-F <	1 WPRM-F <	1 WPRM-F >	1 WPRM-F >>	1 WPRM-F >>	1 WPRM-F >>	1 WPRM-F >	1 WKAQ
2 WKAQ-F	2 WPRM-F	2 WPRM-F >	2 WFID-F	2 WFID-F >	2 WMEG-F >	2 WMEG-F	2 WFID-F	2 WZNT-F >	2 WZNT-F >	2 WORO-F <
3 WPRM-F <	3 WKAQ-F	3 WKAQ-F	3 WKAQ-F	3 WKAQ-F <	3 WKAQ-F	3 WXYX-F <	3 WZNT-F <	3 WMEG-F <	3 WFID-F	3 WPRM-F <
4 WFID-F	4 WMEG-F	4 WIAC-F >	4 WIAC-F	4 WIAC-F <	4 WXYX-F <	4 WFID-F <	4 WXYX-F	4 WFID-F	4 WKAQ	4 WCMN
5 WXYX-F <	5 WIAC-F <	5 WXYX-F	4 WCMA-F	5 WCMA-F >	5 WOYE-F	5 WKAQ-F <	5 WMEG-F <	5 WVA-F	5 WIVA-F	5 WFID-F
6 WZAR-F	6 WXYX-F <	5 WCMA-F <	6 WMEG-F	6 WZNT-F	6 WIVA-F	6 WZNT-F	6 WCMN-F <	5 WXYX-F <	6 WMEG-F <	6 WMEG-F <
6 WCMA-F	7 WCMA-F	7 WMEG-F	7 WZAR-F <	6 WNRT-F	7 WZNT-F	7 WCAD-F	7 WCAD-F	7 WKAQ-F <	7 WUKQ-F <	7 WKAQ-F <
8 WCOM-F <	8 WZAR-F	8 WUKQ-F <	8 WXYX-F	6 WIOA-F	7 WEGM-F	7 WOYE-F <	8 WKAQ-F <	8 WIAC-F <	8 WXYX-F	8 WPRA <
	9 WUKQ-F <	9 WZAR-F	9 WZNT-F <	6 WKAQ	7 WCOM-F <	9 WCMN-F <	9 WUKQ-F <	9 WOYE-F <	8 WAPA <	9 WIAC
	10 WCOM-F <	9 WIOA-F	10 WIOA-F	10 WZAR-F <	10 WCMA-F <	10 WVA-F <	10 WNRT-F <	10 WUKQ-F <	10 WIAC-F	

PUERTO RICO

Other Rated Stations				Metro Share	Cume Rating	TSA AQH Cume	Island Network Report	12+	25-54
WABA	SAC	850	Aguadilla	0.7	1.4		Cosmos - 1	3.8 %	2.9 %
WAEI	O	600	Mayaguez	0.4	1.8		WCOM-FM, WOYE-FM		
WALO	TP	1240	Humacao	0.3	0.8		Dimension - 2	2.1 %	1.6 %
WCMN	N/T	1280	Arecibo	0.8	2.3		WAHQ-FM, WDIN-FM, WVJP-FM		
WERR-F	SP	104.1	Uturo	0.9	3.5		Estereotempo - 3	3.8 %	4.9 %
WFDT-F	AC	105.5	Aguada	0.7	1.1		WIDA-FM, WIOB-FM, WIOC-FM		
WHOY	VA	1210	Salinas	0.6	1.2		Fidelity - 4	7.4 %	9.5 %
WIOC-F	SAC	105.1	Ponce	0.7	2.3		WFDT-FM, WFID-FM, WZAR-FM		
WKJB	N/T	710	Mayaguez	0.3	1.2		KQ-105 - 5	6.6 %	6.3 %
WKSA-F	AC	101.5	Isabela	0.8	1.5		WKAQ-FM, WUKQ-FM		
WLEO	N/T	1490	Ponce	0.5	1.4		Mega Estacion - 6	5.0 %	3.3 %
WLEY	VA	1080	Cayey	0.3	0.6		WEGM-FM, WMEG-FM		
WLUZ	ST	1600	Bayamon	0.9	1.8		Notiradio/Cadena WAPA - 7	2.5 %	2.2 %
WMIO-F	AC	102.3	Cabo Rojo	0.4	1.5		WAPA-AM, WISO-AM		
WNEL	ST	1430	Caguas	0.5	1.4		Nueva X - 8	2.7 %	2.8 %
WORA	N/T	760	Mayaguez	0.3	0.9		WCFI-FM, WXYX-FM		
WOSO	N/T	1030	San Juan	0.5	1.1		Salsoul - 9	12.8 %	16.1 %
WPRA	VA	990	Mayaguez	0.4	1.4		WIVA-FM, WPRM-FM, WRIO-FM		
WQOZ-F	O	98.3	Quebradillas	0.4	1.5		Sistema 102 - 10	4.5 %	5.9 %
WSAH-F	EZ	98.9	Vieques	0.4	1.3		WIAC-FM, WKSA-FM, WMIO-FM, WYAC-FM		
WSKN	N/T	630	San Juan	0.5	2.6		Super Kadena - 11	3.0 %	3.4 %
WVJP	TP	1110	Caguas	0.3	0.9		WCHQ-AM, WENA-AM, WGDL-AM, WMDD-AM, WMIA-AM, WNRT-FM, WORA-AM, WPRP-AM, WSKN-AM		
WVOZ-F	AC	107.7	Carolina	0.3	1.5		Zeta - 12	5.7 %	7.8 %
WXEW	FS	840	Yabucoa	0.4	1.0		WCTA-FM, WZMT-FM, WZNT-FM		
WXZX-F	REL-CC	106.5	Culebra	0.3	0.8				
WYQE-F	TP	92.9	Naguabo	0.4	1.2				
WZMT-F	TP	93.3	Ponce	0.5	1.7				
								59.9 %	66.7 %

AM Stations

WAPA	680	10 kw	News/Talk	--	Blanco Pi	San Juan
WIAC	740	10 kw (DA-1)	Talk	--	Bestov	San Juan
WKAQ	580	10 kw (DA-1)	News/Talk	Reloj	--	San Juan
WKVM	810	50 kw (DA-1)	Religion	--	--	San Juan
WPAB	550	5 kw	News/Talk	CNN	--	Ponce
WUNO	1320	5 kw/2.3 kw	News/Talk	Noti-Uno	Caballero Arso	San Juan

PUERTO RICO

FM Stations

WAEI	96.1	24 kw @ 2011	AC	---	Lopez	Maricao
WCAD	105.7	50 kw @ 1099	Progressive AOR	---		San Juan
WCMA	96.5	11.5 kw @ 2795	Tropical	---	SBS	Fajardo
WCMN	107.3	50 kw @ 1027	CHR	Noli-Uno	---	Arecibo
WCOM	94.7	32 kw @ 1778	CHR	Cosmos	Katz Hisp.	SBS Bayamon
WCTA	95.1	25 kw @ 1969	Simul. WZNT-F	Zeta	---	SBS San German
WEGM	92.1	2 kw @ 1106	Simul. WMEG-F	Mega	---	SBS Hormigueros
WFID	95.7	50 kw @ 942	AC	Fidelity	Caballero	Arso Rio Piedras
WIAC	102.5	50 kw @ 1138	AC	Sistema 102	Lotus	Bestov San Juan
WIOA	99.9	50 kw @ 978	Soft AC	Estereotempo	Katz Hisp.	SBS San Juan
WIOB	97.5	50 kw @ 991	Simul. WIOA-F	Estereotempo	---	SBS Mayaguez
WIVA	100.3	22 kw @ 2014	Simul. WPRM-F	Salsoul	Caballero	Arso Aguadilla
WKAQ	104.7	50 kw @ 1220	CHR	KQ-105	---	El Mundo San Juan
WMEG	106.9	21.5 kw @ 1949	CHR	Mega	---	SBS Guayama
WNRT	96.9	50 kw @ 951	Religion	Kadena	---	Manati
WORO	92.5	50 kw @ 1198	Easy Listening		---	WKVM Corozal
WOYE	94.1	25 kw @ 1959	Simul. WCOM-F	Cosmos	---	SBS Mayaguez
WPRM	98.5	25 kw @ 1909	Tropical	Salsoul	Caballero	Arso San Juan
WRIO	101.1	50 kw @ -46	Simul. WPRM-F	Salsoul	Caballero	Arso Ponce
WUKQ	99.1	50 kw @ 1972	Simul. WKAQ-F	KQ-105	---	El Mundo Mayaguez
WVJP	103.3	28 kw @ 1906	Soft AC		---	Caguas
WXYX	100.7	50 kw @ 781	CHR	Nueva X	---	RAAD Bayamon
WZAR	101.9	14 kw @ 2589	Tropical	Noli-Uno	---	Uno Ponce
WZNT	93.7	50 kw @ 259	Tropical	Zeta	---	SBS San Juan

Notes: Unless specifically Noted with an (E), all stations listed program in Spanish . . . The Metro and Total survey areas are the same

FORMAT CODES

AC	- Adult Contemporary	J	- Jazz and New Adult Contemporary
AC-NR	- Modern AC	KIDS	- Children's
AOR	- Album Oriented Rock	N	- News
AOR-NR	- New Rock	O	- Oldies (50's & 60's)
AOR-P	- Progressive AOR	REL	- Religion, Christian
B	- Black (audience 75%+ Black)	REL-CC	- Contemporary Christian
B/AC	- Black Adult Contemporary	SAC	- Soft Adult Contemporary
B/G	- Black Gospel	SP	- Hispanic/Spanish
B/O	- Black Oldies	SP-C	- Hispanic Contemporary
BIZ	- Business News & Talk	SP-NT	- Hispanic News/Talk/Information
C	- Country	SP-R	- Hispanic-Regional
C/O	- Classic Country	SP-TP	- Hispanic-Tropical
CHR	- Contemporary Hit Radio, Top 40	SP-VA	- Hispanic Variety
CL	- Classical	SP-TJ	- Tejano
CL AOR	- Classic AOR, Classic Rock	SPRTS	- Sports
CL HITS	- Classic Hits/70's Oldies	ST	- Standards, Big Band, Nostalgia
E	- Ethnic (usually Foreign Lang.)	T	- Talk
EZ	- Easy Listening, Beautiful Music	U	- Urban (majority of audience is non-white)
FS	- Full Service	VA	- Variety
G	- Gospel	?	- Others or Unknown

REVENUE LEVEL CODES

A - Less than \$500,000	E - \$3,000,000 to \$3,999,999	I - \$10,000,000 to \$14,999,999
B - \$500,000 to \$999,999	F - \$4,000,000 to \$4,999,999	J - \$15,000,000 to \$19,999,999
C - \$1,000,000 to \$1,999,999	G - \$5,000,000 to \$6,999,999	K - \$20,000,000 to \$29,999,999
D - \$2,000,000 to \$2,999,999	H - \$7,000,000 to \$9,999,999	L - \$30,000,000+

RALEIGH-DURHAM

Arbitron Rank: 48 **Pop (12+):** 941,800
MSA Rank: 55
MSA Pop: 1,090,000
DMA: 29
Average Persons Rating: 13.9
Market TSL in Hours: 18.50

Stations: 26 / 23
Diaries: 2,131 / 442:1 / 54.3%
Sample Target: 2,060
% Below Line: 3.4
% Not Listed: 20.0
Pop per Station: 40,948

Last Year's Revenue: \$66,700,000
Household Income: \$50,814
Total Retail Sales: \$13.9 Bil.
#1 Biller: WDCG-F \$10,200,000
#1 Billing Portfolio
Clear Channel \$25,170,000

12+ Metro	Format	Winter 00 1/4 Share	Fail 99	Sum 99	Spq 99	Win 99	4-Book Avg.	12+ Metro Cume / Rtg.	Fail 99	Win 99	12+ TSA AQH / Cume	Revenue Level	
1	WQDK-F	B	99 / 7.5	7.4	7.7	7.5	7.3	7.5	1453 / 15.4	15.3	15.9	H	WQDK-F
2	WDCG-F	CHR	97 / 7.4	7.7	8.4	6.4	7.5	7.5	2129 / 22.6	22.9	20.8	I	WDCG-F
3	WNNL-AF	B/G	94 / 7.2	6.9	6.3	8.5	5.5	7.2	1002 / 10.6	10.9	8.8	B	WNNL-AF
4	WQDR-F	C	89 / 6.8	7.1	6.0	5.5	6.3	6.3	1411 / 15.0	15.4	13.9	F	WQDR-F
5	WPTF	FS/T	84 / 6.4	5.7	6.8	5.6	6.1	6.1	1239 / 13.2	13.1	13.8	H	WPTF
6	WFXC-FF	B/AC	82 / 6.3	4.2	5.0	4.8	5.1	5.1	903 / 9.6	8.8	10.1	E	WFXC-FF
7	WTRG-F	O	77 / 5.9	4.4	5.7	5.5	5.3	5.4	1439 / 15.3	12.9	14.3	G	WTRG-F
8	WRAL-F	AC/CHR	73 / 5.6	5.6	5.7	5.3	6.2	5.5	1866 / 19.8	19.7	20.4	H	WRAL-F
9	WRSN-F	AC	72 / 5.5	4.5	4.6	5.0	4.4	4.9	1206 / 12.8	14.2	13.4	E	WRSN-F
10	WRDU-F	AOR	56 / 4.3	5.6	5.2	5.9	5.2	5.2	1176 / 12.5	14.1	14.1	F	WRDU-F
11	WBBB-F	AOR	47 / 3.6	3.9	4.1	4.7	3.5	4.1	1113 / 11.8	11.7	12.4	D	WBBB-F
12	WJMH-F	B	31 / 2.4	2.5	1.9	2.2	2.4	2.2	652 / 6.9	7.0	6.8		WJMH-F
13	WKIX-FF	C	28 / 2.1	3.1	2.9	2.8	3.3	2.7	903 / 9.6	9.6	7.4	F	WKIX-FF
14	WMPM	C	27 / 2.1	1.0	0.6	0.9	0.6	1.1	143 / 1.5	1.0	0.8		WMPM
15	WWND-F	J	24 / 1.8	2.3	2.4	2.5	2.3	2.3	573 / 6.1	6.5	5.6	A	WWND-F
16	WRBZ	T/SPRTS	16 / 1.2	1.6	0.8	1.8	1.8	1.4	457 / 4.9	4.9	4.4	B	WRBZ

12+ FM Share (Metro): 83.13% (872 of 1049) (Winter 99: 87.08%)

Teens	18-34	18-49	25-49	25-54	35+	12+ AMD	12+ Mid	12+ PMD	12+ Eve	12+ Wknd
1 WQOK-F >	1 WDCG-F <	1 WDCG-F	1 WDCG-F <	1 WFXC-FF <	1 WPTF	1 WDCG-F >	1 WPTF >	1 WQOK-F <	1 WQOK-F >	1 WNNL-AF
2 WDCG-F >>	2 WQOK-F >	2 WQOK-F	2 WFXC-FF	2 WDCG-F <	2 WQDR-F <	2 WQDR-F <	2 WTRG-F <	2 WDCG-F <	2 WFXC-FF	2 WQOK-F <
3 WBBB-F	3 WBBB-F <	3 WFXC-FF <	3 WRAL-F	3 WNNL-AF <	3 WFXC-FF <	3 WPTF	3 WDCG-F <	3 WQDR-F <	3 WNNL-AF <	3 WQDR-F
3 WRAL-F	4 WNNL-AF	4 WNNL-AF <	3 WNNL-AF <	4 WRAL-F	4 WTRG-F <	3 WQOK-F <	4 WQDR-F <	4 WNNL-AF <	4 WDCG-F <	4 WFXC-FF
5 WJMH-F	5 WRAL-F	5 WRAL-F <	5 WRSN-F <	4 WQDR-F	5 WNNL-AF	5 WNNL-AF	5 WRSN-F <	5 WRAL-F <	5 WRSN-F	5 WDCG-F <
6 WRDU-F	6 WRDU-F	6 WQDR-F <	6 WQDR-F <	4 WRSN-F <	6 WRSN-F	6 WRDU-F <	6 WNNL-AF <	6 WFXC-FF <	6 WRAL-F <	6 WTRG-F <
7 WRSN-F	7 WRSN-F <	7 WQOK-F <	7 WTRG-F	7 WRAL-F	7 WTRG-F <	7 WRAL-F	7 WTRG-F <	7 WRAL-F	7 WTRG-F	7 WQDR-F
7 WQDR-F <	8 WRDU-F	8 WTRG-F <	8 WQOK-F	8 WRDU-F	8 WRAL-F	7 WFXC-FF	8 WRSN-F	7 WPTF <	8 WRAL-F <	8 WRAL-F <
9 WJMH-F	9 WTRG-F	9 WRDU-F >	9 WRDU-F	9 WMPM <	8 WFXC-FF	9 WQOK-F	9 WRDU-F <	9 WBBB-F <	9 WPTF	9 WPTF
10 WFXC-FF	10 WBBB-F >	10 WPTF	10 WPTF	10 WQOK-F	10 WRSN-F >	10 WRDU-F	10 WBBB-F			

Wom 18-24	Wom 18-34	Wom 25-34	Wom 18-49	Wom 25-54	Men 18-24	Men 18-34	Men 25-34	Men 18-49	Men 25-54	12+ Ovrnite
1 WQOK-F >	1 WDCG-F	1 WDCG-F >	1 WDCG-F <	1 WNNL-AF <	1 WQOK-F	1 WDCG-F <	1 WDCG-F	1 WRDU-F	1 WRDU-F <	1 WQOK-F
2 WDCG-F >	2 WQOK-F >	2 WQOK-F <	2 WNNL-AF <	2 WFXC-FF <	1 WBBB-F >	2 WQOK-F	2 WQOK-F	2 WDCG-F <	2 WDCG-F <	2 WPTF <
3 WJMH-F	3 WNNL-AF	3 WNNL-AF <	3 WQOK-F	3 WRSN-F	3 WRDU-F	3 WBBB-F	3 WBBB-F	3 WQOK-F <	3 WQDR-F <	3 WFXC-FF
4 WNNL-AF	4 WRAL-F	4 WRAL-F	3 WRAL-F <	3 WRAL-F	4 WJMH-F	4 WRDU-F >	3 WRDU-F >	4 WQDR-F	4 WTRG-F <	4 WQDR-F
4 WQDR-F	5 WRSN-F	5 WRSN-F >	5 WFXC-FF <	5 WDCG-F	4 WDCG-F	5 WNNL-AF	5 WNNL-AF	5 WBBB-F	5 WFXC-FF	5 WRSN-F <
6 WBBB-F	6 WJMH-F	6 WFXC-FF >	6 WRSN-F >	6 WQDR-F	5 WQOR-F	5 WRAL-F	6 WFXC-FF <	6 WQOK-F <	6 WBBB-F	6 WBBB-F
6 WRAL-F	6 WFXC-FF	7 WQDR-F <	7 WQDR-F <	6 WTRG-F <	7 WRAL-F	7 WQDR-F	7 WTRG-F	7 WTRG-F	7 WPTF	6 WFXC-F
8 WTRG-F	8 WQDR-F	8 WTRG-F >>	8 WQOK-F >>		8 WJMH-F	8 WMPM	8 WRAL-F	8 WRAL-F	8 WRAL-F <	
	8 WBBB-F				9 WRSN-F	8 WRSN-F	9 WPTF	9 WNNL-AF <		
						8 WRBZ >	9 WNNL-AF <	10 WRSN-F <		

Other Rated Stations	Metro Share	Cume Rating	TSA AQH Cume	Other Rated Stations--Outside Market	Metro Share	Cume Rating	TSA AQH Cume				
WDNC	N/T	620	Durham	0.9	4.0	WHSL-F	C	100.3	High Point, NC	0.5	1.6
WETC	SP-R	540	Wendell-Zebulon	0.8	1.0	WRCQ-F	AOR	103.5	Dunn, NC	0.5	2.3
WNCA	AC	1570	Siler City	0.5	0.5						
WSRC	B/G	1410	Durham	0.5	0.9						
WTKI	REL	1310	Durham	0.4	0.6						

RALEIGH-DURHAM

Consolidation Report	12+	25-54	Revenue
Clear Channel	23.9 %	26.9 %	37.7 %
WDCG-FM, WDUR-AM, WRDU-FM, WRSN-FM, WTRG-FM			
Curtis, pend.	21.6 %	18.1 %	28.5 %
WBBB-FM, WCHL-AM, WCLY-AM, WDNC-AM, WKIX-FM, WKXU-FM, WPTF-AM, WQDR-FM, WRDT-AM, WWND-FM			
Radio One, pend.	20.2 %	21.1 %	17.0 %
WFXC-FM, WFXK-FM, WNNL-FM, WQOK-FM			
	65.7 %	66.1 %	83.2 %

AM Stations

Station	Freq	Power	Service	Notes	City
WDUR	1490	1 kw	Simul. WNNL-F		Durham
WMPM	1270	5 kw (Days)	Country	CBS \$ NA Keystone	Smithfield
WPTF	680	50 kw (DA-N)	Full Service/Talk	CBS \$76.00 Mc-Guild Curtis	
WRBZ	850	10 kw/5 kw (DA-N)	Talk/Sports	Westwd. ESPN \$ NA Reg'l. Reps	

FM Stations

Station	Freq	Power	Service	Notes	City
WBBB	96.1	100 kw @ 985	AOR	\$ NA Mc-Guild Curtis	
WDCG	105.1	100 kw @ 1040	CHR	AMFM \$125.00 Christal Clear Channel	
WFXC	107.1	2.6 kw @ 500	Black AC	ABC \$64.00 Clr Chnl Radio One, pend.	
WFXK	104.3	100 kw @ 981	Simul. WFXC-F		Tarboro
WKIX	96.9	100 kw @ 984	Country	\$26.00 Mc-Guild Curtis	Goldstboro
WKXU	101.1	100 kw @ 1190	Simul. WKIX-F		Burlington
WNNL	103.9	7.9 kw @ 577	Black Gospel	ABC \$ NA Clr Chnl Radio One, pend.	Fuquay-Varina
WQDR	94.7	100 kw @ 1680	Country	Westwd \$83.00 Mc-Guild Curtis	
WQOK	97.5	100 kw @ 981	Black	ABC \$75.00 Clr Chnl Radio One, pend.	S. Boston, VA
WRAL	101.5	100 kw @ 1821	AC/CHR	\$150.00 Katz Capitol	
WRDU	106.1	100 kw @ 1350	AOR	AMFM \$101.00 Allied Clear Channel	Wilson
WRSN	93.9	100 kw @ 1270	AC	\$55.00 Christal Clear Channel	Burlington
WTRG	100.7	100 kw @ 1968	Oldies	ABC, AMFM \$100.00 Eastman Clear Channel	Rocky Mount
WWND	102.9	1.7 kw @ 620	Jazz	\$ NA Mc-Guild Curtis	

Notes: WJMH-F -- See Greensboro-Winston Salem . . . 4/00 WDNC (620) sold by The Durham Herald to Curtis for \$1,200,000

RICHMOND

Arbitron Rank: 57 Pop (12+): 803,000	Stations: 23 / 23	Last Year's Revenue: \$44,400,000
MSA Rank: 61	Diaries: 2,066/ 389:1/ 52.5%	Household Income: \$50,186
MSA Pop: 950,000	Sample Target: 1,980	Total Retail Sales: \$10.3 Bil.
DMA: 61	% Below Line: 0.0	#1 Biller: WTVR-F \$6,400,000
Average Persons Rating: 14.8	% Not Listed: 14.1	#1 Billing Portfolio
Market TSL In Hours: 19.75	Pop per Station: 34,913	Clear Channel \$20,680,000

12+ Metro	Format	Winter 00 1/4 Share	Fall 99	Sum 99	Spg 99	Win 99	4-Book Avg.	12+ Metro Cume / Rtg.	Fall 99	Win 99	12+ TSA AQH / Cume	Revenue Level	
1	WTVR-F	SAC	127 / 10.7	8.9	8.8	9.1	8.7	9.4	1492 / 18.6	19.5	18.3	G	WTVR-F
2	WCDX-F	B	124 / 10.5	11.2	9.3	9.4	8.4	10.1	1430 / 17.8	18.0	15.7	G	WCDX-F
3	WRVQ-F	CHR	91 / 7.7	6.9	8.4	7.8	6.7	7.7	1728 / 21.5	21.9	21.4	F	WRVQ-F
4	WKJS-F	B/AC	82 / 6.9	6.9	6.2	5.2	4.6	6.3	1102 / 13.7	11.4	9.5	C	WKJS-F
5	WRVA	FS	80 / 6.7	7.0	7.9	7.2	6.7	7.2	1201 / 15.0	15.8	16.0	F	WRVA
6	WKHK-F	C	64 / 5.4	5.6	5.6	7.4	8.7	6.0	1139 / 14.2	15.4	17.8	G	WKHK-F
7	WKLR-F	CL AOR	58 / 4.9	5.3	4.4	4.9	4.7	4.9	974 / 12.1	14.7	13.5	D	WKLR-F
8	WMXB-F	AC/CHR	57 / 4.8	5.3	6.4	5.0	6.1	5.4	1360 / 16.9	17.1	16.5	F	WMXB-F
9	WPLZ-F	B/O	53 / 4.5	3.4	4.6	4.0	4.6	4.1	763 / 9.5	8.4	9.5	C	WPLZ-F
10	WRCL-F	O	46 / 3.9	4.4	5.2	4.6	4.9	4.5	892 / 11.1	12.9	14.4	C	WRCL-F
11	WRXL-F	AOR	43 / 3.6	4.4	5.2	5.5	5.4	4.7	938 / 11.7	13.1	14.6	E	WRXL-F
12	WBBT-F	B/O	34 / 2.9	3.0	2.7				743 / 9.2	7.8			WBBT-F
13	WDYL-F	AOR-NR	32 / 2.7	1.9		0.8	0.6		635 / 7.9	5.7	2.5		WDYL-F
14	WJRV-F	C	22 / 1.9	1.5	3.3	2.2	2.1	2.2	420 / 5.2	6.9	6.3	C	WJRV-F
15	WRNL	SPRTS	20 / 1.7	1.4	1.2	1.1	1.3	1.3	421 / 5.2	5.1	4.0	B	WRNL
16	WREJ	B/G	19 / 1.6	1.2	0.9	1.2	1.4	1.2	210 / 2.6	2.2	1.7		WREJ
17	WXGI	C	18 / 1.5	0.8	1.2	1.8	2.0	1.3	196 / 2.4	2.2	3.2	A	WXGI
18	WTVR	ST	13 / 1.1	2.3	1.5	1.7	1.7	1.6	262 / 3.3	3.7	3.1	A	WTVR
19	WGCV	B/G	12 / 1.0	1.2	0.9	1.2	1.4	1.1	107 / 1.3	2.0	2.4		WGCV
19	WFTH	B/G	12 / 1.0	0.8	0.6	1.0	0.7	0.8	189 / 2.4	1.6	1.6		WFTH

12+ FM Share (Metro): 82.32% (838 of 1018) (Winter 99: 80.38%)

Teens	18-34	18-49	25-49	25-54	35+	12+ AMD	12+ Mid	12+ PMD	12+ Eve	12+ Wknd
1 WCDX-F >>>	1 WCDX-F >	1 WCDX-F	1 WTVR-F	1 WTVR-F	1 WTVR-F	1 WTVR-F <	1 WTVR-F >	1 WTVR-F <	1 WCDX-F >>	1 WCDX-F
2 WRVQ-F >>>	2 WRVQ-F >	2 WTVR-F <	2 WCDX-F <	2 WKJS-F <	2 WRVA	2 WCDX-F	2 WRVA	2 WCDX-F	2 WRVQ-F <	2 WKJS-F <
3 WDYL-F	3 WKLR-F	3 WRVQ-F	3 WKJS-F <	3 WCDX-F <	3 WKJS-F	3 WRVA <	3 WRVQ-F <	3 WRVQ-F >	3 WKJS-F	3 WRVQ-F <
	3 WKJS-F <	4 WKJS-F	4 WRVQ-F	4 WRVQ-F <	4 WKHK-F	4 WKJS-F	4 WCDX-F <	4 WKJS-F <	4 WPLZ-F <	4 WTVR-F
	5 WRXL-F <	5 WKLR-F <	5 WKLR-F	5 WKLR-F	5 WRCL-F <	5 WRVQ-F	5 WKHK-F	5 WKHK-F <	5 WTVR-F	5 WPLZ-F
	6 WMXB-F <	6 WMXB-F	6 WMXB-F	6 WMXB-F <	6 WPLZ-F	6 WKLR-F	6 WKLR-F	6 WMXB-F <	6 WRVA	6 WRVA
	7 WTVR-F	7 WPLZ-F <	7 WPLZ-F	7 WPLZ-F	7 WKLR-F <	6 WKHK-F	6 WKJS-F <	7 WKLR-F <	7 WKHK-F <	7 WKHK-F <
		8 WRXL-F	8 WRXL-F	8 WRXL-F <	8 WMXB-F	8 WMXB-F >	8 WMXB-F	8 WRVA	8 WRCL-F	8 WMXB-F
		9 WKHK-F	9 WKHK-F <	9 WKHK-F <	9 WRVQ-F	9 WPLZ-F <	9 WRCL-F	9 WRCL-F	8 WKLR-F <	9 WKLR-F <
				10 WRCL-F <	10 WBBT-F <		10 WRXL-F	9 WRXL-F <		10 WRCL-F <

Wom 18-24	Wom 18-34	Wom 25-34	Wom 18-49	Wom 25-54	Men 18-24	Men 18-34	Men 25-34	Men 18-49	Men 25-54	12+ Ovrnite
1 WCDX-F >>	1 WCDX-F	1 WRVQ-F	1 WCDX-F <	1 WTVR-F	1 WCDX-F >>	1 WCDX-F >	1 WCDX-F	1 WCDX-F <	1 WKLR-F >	1 WCDX-F >>
2 WRVQ-F >	2 WRVQ-F >	2 WCDX-F >	2 WTVR-F	2 WRVQ-F	2 WRXL-F	2 WKLR-F <	2 WKLR-F	2 WKLR-F >	2 WKJS-F <	2 WRVA
3 WTVR-F	3 WMXB-F	3 WMXB-F	2 WRVQ-F	3 WKJS-F <	2 WRVQ-F	3 WRXL-F	3 WRXL-F	3 WRXL-F <	3 WTVR-F	3 WKHK-F
4 WMXB-F >	4 WTVR-F	4 WKJS-F	4 WKJS-F	4 WCDX-F	4 WDYL-F	4 WRVQ-F <	4 WKJS-F	4 WKJS-F <	3 WCDX-F <	4 WKJS-F
	5 WKJS-F <	5 WKHK-F	5 WMXB-F	5 WMXB-F	5 WKLR-F	5 WDYL-F	5 WPLZ-F	5 WTVR-F	5 WRXL-F	5 WTVR-F
	6 WKHK-F >	5 WTVR-F >>	6 WKHK-F	6 WKHK-F	5 WTVR-F	5 WKJS-F	6 WDYL-F	6 WPLZ-F <	6 WPLZ-F	5 WRVQ-F <
			7 WPLZ-F	7 WPLZ-F			7 WRVQ-F >	7 WOYL-F	7 WMXB-F	7 WPLZ-F >
			8 WRCL-F	8 WRCL-F				7 WRVQ-F	8 WRVQ-F <	
			8 WBBT-F >					9 WMXB-F	9 WRVA	
									9 WDYL-F <	

Other Rated Stations			Metro Share	Cume Rating	TSA AQH Cume
WARV-F	C	1003 Petersburg	0.4	1.2	
WLEE-AA	T/SPRTS	990 Richmond	0.5	1.7	

RICHMOND

Consolidation Report	12+	25-54	Revenue
Clear Channel	34.3 %	32.9 %	46.6 %
WRCL-FM, WRNL-AM, WRVA-AM, WRVQ-FM, WRXL-FM, WTVR-FM			
Cox Radio, pend.	16.2 %	17.7 %	29.0 %
WKHK-FM, WKLR-FM, WMXB-FM, WTVR-AM			
Radio One	27.9 %	27.7 %	22.4 %
WARV-FM, WCDX-FM, WDYL-FM, WGCV-AM, WJRV-FM, WKJS-FM, WPLZ-FM			
	78.4 %	78.3 %	98.0 %

AM Stations

Station	Freq	Power	Format	Ad Rate	Daypart	Comments	City
WFTH	1590	5 kw/0.019 kw	Black Gospel	AURN	\$ NA	---	Richmond
WGCV	1240	1 kw	Black Gospel	Westwd	\$ NA	Mc-Guild	Petersburg
WREJ	1540	10 kw (Days, DA)	Black Gospel	ABC, AURN	\$<20.00	Sentry	4M Tidewater
WRNL	910	5 kw/1.5 kw (DA-N)	Sports	Westwd, CBS, 1/1	\$21.00	Clr Chnl	Clear Channel
WRVA	1140	50 kw (DA-1)	Full Service	ABC	\$80.00	Mc-Guild	Clear Channel
WTVR	1380	5 kw (DA-2)	Standards	Jones	\$<20.00	Clr Chnl	Cox Radio, pend.
WXGI	950	5 kw/0.057 kw	Country	Westwd	\$<20.00	---	

FM Stations

Station	Freq	Power	Format	Ad Rate	Daypart	Comments	City
WARV	100.3	4.7 kw @ 371	Simul. WJRV-F				Petersburg
WBBT	107.3	1.4 kw @ 679	Black Oldies		\$ NA	---	Powhatan
WCDX	92.1	4.5 kw @ 771	Black		\$95.00	Mc-Guild	Mechanicsville
WDYL	101.1	6 kw @ 328	New Rock	UPI	\$ NA	Mc-Guild	Chester
WJRV	105.7	2.3 kw @ 531	Country		\$ NA	Mc-Guild	
WKHK	95.3	17.5 kw @ 394	Country		\$125.00	Mc-Guild	Cox Radio, pend. Colonial Heights
WKJS	104.7	100 kw @ 981	Black AC	ABC	\$ NA	Sentry	Radio One Crowe
WKLR	96.5	50 kw @ 492	Classic AOR		\$45.00	Kalz	Cox Radio, pend. Williamsburg
WMXB	103.7	20 kw @ 840	AC/CHR	AP	\$81.00	Mc-Guild	Cox Radio, pend.
WPLZ	99.3	6 kw @ 328	Black Oldies		\$46.00	---	Radio One Petersburg
WRCL	106.5	7.6 kw @ 1234	Oldies		\$ NA	Banner	Clear Channel
WRVQ	94.5	200 kw @ 350	CHR		\$75.00	Clr Chnl	Clear Channel
WRXL	102.1	20 kw @ 791	AOR		\$73.00	Clr Chnl	Clear Channel
WTVR	98.1	50 kw @ 840	Soft AC		\$85.00	Clr Chnl	Clear Channel

Notes: To the best of our knowledge, WARV-F continues to simulcast WJRV-F, although the pair was not shown as simulcast in this Arbitron

RIVERSIDE-SAN BERNARDINO

Arbitron Rank: 28 Pop (12+): 1,443,100	Stations: 45 / 15	Last Year's Revenue: \$29,300,000
MSA Rank: 11	Diaries: 2,531/ 570:1/ 52.4%	Household Income: \$39,869
MSA Pop: 3,110,000	Sample Target: 2,420	Total Retail Sales: \$13.2 Bil.
DMA: Los Angeles (#2)	% Below Line: 52.8	#1 Biller: KFRG-FF \$11,100,000
Average Persons Rating: 15.9	% Not Listed: 12.8	#1 Billing Portfolio
Market TSL in Hours: 21.50	Pop per Station: 96,207	CBS/Infinity \$11,100,000

12+ Metro	Format	Winter 00 1/4 Share	Fall 99	Sum 99	Spq 99	Win 99	4-Book Avg.	12+ Metro Cume / Rtg.	Fall 99	Win 99	12+ TSA AQH / Cume	Revenue Level
1	KFRG-FF	C	247 / 10.8	9.6	8.7	8.9	9.5	9.5	2724 / 18.9	17.1	18.8	KFRG-FF
2	KOLA-F	O	126 / 5.5	5.2	5.5	5.2	5.1	5.3	1976 / 13.7	12.8	13.5	F KOLA-F
3	KGGI-F	CHR/U	123 / 5.4	5.1	6.0	5.9	6.1	5.6	2486 / 17.2	17.2	18.7	G KGGI-F
4	KFI	T	109 / 4.8	5.7	5.9	5.9	7.3	5.6	1634 / 11.3	13.7	13.6	KFI
5	KSCA-F	SP-R	93 / 4.1	3.3	3.2	2.4	3.1	3.2	908 / 6.3	6.7	6.0	KSCA-F
6	KCAL-F	AOR	88 / 3.8	3.3	4.5	3.1	2.8	3.7	1384 / 9.6	8.7	8.1	E KCAL-F
7	KIIS-F	CHR	75 / 3.3	3.1	3.8	3.3	3.3	3.4	1864 / 12.9	12.7	12.3	KIIS-F
8	KSSE-F	SP-C	72 / 3.1	2.7	2.2	2.5	1.8	2.6	1027 / 7.1	7.1	6.0	KSSE-F
9	KOST-F	AC	64 / 2.8	2.8	2.7	3.5	2.7	2.9	1176 / 8.1	9.0	9.3	KOST-F
9	KKBT-F	B	64 / 2.8	2.9	2.7	4.5	3.1	3.2	1262 / 8.7	8.9	9.3	KKBT-F
11	KPWR-F	U/CHR	62 / 2.7	2.3	2.0	1.8	1.7	2.2	1281 / 8.9	8.4	8.3	KPWR-F
12	KROQ-F	AOR-NR	57 / 2.5	1.9	2.5	1.8	1.7	2.2	1195 / 8.3	7.3	6.7	KROQ-F
13	KCBS-F	CL AOR	56 / 2.4	2.1	2.0	2.4	2.4	2.2	1093 / 7.6	7.3	8.4	KCBS-F
13	KLOS-F	AOR	56 / 2.4	2.4	3.3	2.7	3.5	2.7	1038 / 7.2	7.5	8.4	KLOS-F
15	KCXX-F	AOR-P	51 / 2.2	2.7	2.5	2.1	2.6	2.4	1175 / 8.1	8.0	8.4	D KCXX-F
16	KLVE-F	SP	50 / 2.2	2.0	2.7	2.7	1.7	2.4	788 / 5.5	5.7	5.7	KLVE-F
17	KTWW-F	J	44 / 1.9	2.1	1.8	1.9	1.8	1.9	740 / 5.1	5.7	5.1	KTWW-F
18	KLSX-F	T	40 / 1.7	1.7	1.8	2.1	1.3	1.8	583 / 4.0	4.2	4.4	KLSX-F
18	KWRP-F	ST	40 / 1.7	2.9	2.7	3.0	3.0	2.6	404 / 2.8	3.8	4.0	C KWRP-F
20	KZLA-F	C	39 / 1.7	1.0	0.9	0.6	1.1	1.1	723 / 5.0	3.4	3.6	KZLA-F
21	KXSB-FF	SP-C	38 / 1.7	2.7	1.7	1.8	1.7	2.0	557 / 3.9	7.1	3.6	B KXSB-FF
21	KNX	N	38 / 1.7	1.6	1.6	1.5	1.5	1.6	988 / 6.8	7.5	7.2	KNX
23	KRTH-F	O	37 / 1.6	2.0	1.4	1.5	1.7	1.6	903 / 6.3	6.5	6.1	KRTH-F
24	KCMG-F	B/O	35 / 1.5	1.4	1.3	1.5	1.3	1.4	731 / 5.1	4.7	4.6	KCMG-F
25	KBIG-F	AC	33 / 1.4	1.6	2.2	1.5	2.2	1.7	775 / 5.4	6.5	5.5	KBIG-F
26	KTNQ	SP-NT	26 / 1.1	0.8	0.6	0.6	0.6	0.8	264 / 1.8	1.3	1.2	KTNQ

12+ FM Share (Metro): 85.75% (1715 of 2000) (Winter 99: 83.74%)

Teens	18-34	18-49	25-49	25-54	35+	12+ AMD	12+ Mid	12+ PMD	12+ Eve	12+ Wknd
1 KGGI-F >	1 KFRG-FF <	1 KFRG-FF >	1 KFRG-FF >	1 KFRG-FF >	1 KFRG-FF >	1 KFRG-FF >	1 KFRG-FF >	1 KFRG-FF >	1 KGGI-F	1 KFRG-FF >
2 KIIS-F >	2 KCAL-F	2 KCAL-F	2 KCAL-F	2 KOLA-F	2 KOLA-F	2 KSCA-F <	2 KFI <	2 KGGI-F <	2 KFRG-FF	2 KGGI-F
3 KPWR-F	3 KGGI-F <	3 KSCA-F <	2 KSCA-F <	3 KSCA-F <	3 KFI >	3 KFI	3 KOLA-F >	3 KOLA-F	3 KCAL-F <	3 KOLA-F
4 KROQ-F <	4 KSCA-F <	4 KGGI-F	4 KOLA-F	4 KCAL-F	4 KSCA-F	4 KOLA-F	4 KSCA-F	4 KIIS-F <	4 KPWR-F <	4 KIIS-F <
5 KKBT-F >	5 KKBT-F	4 KOLA-F	5 KCBS-F <	5 KFI	5 KWRP-F <	5 KGGI-F <	4 KGGI-F <	5 KCAL-F	5 KKBT-F <	5 KSSE-F <
6 KROQ-F <	6 KSSE-F	6 KSSE-F	6 KSSE-F	5 KCBS-F <	6 KTWW-F <	6 KLOS-F	6 KCAL-F >	5 KFI <	6 KIIS-F	6 KSCA-F <
7 KPWR-F <	7 KLOS-F <	6 KLOS-F <	7 KGGI-F	7 KOST-F <	7 KOST-F <	7 KCAL-F	7 KSSE-F <	7 KSCA-F	6 KOST-F	7 KCAL-F
8 KSSE-F	8 KCBS-F <	8 KFI	7 KLOS-F <	8 KLOS-F	8 KLOS-F	8 KSSE-F	8 KCBS-F <	8 KSSE-F	6 KROQ-F <	7 KKBT-F
9 KCXX-F	9 KKBT-F <	8 KGGI-F	9 KSSE-F <	8 KGGI-F <	9 KLSX-F	9 KLSX-F	9 KTWW-F	9 KKBT-F	9 KOLA-F	9 KPWR-F
9 KIIS-F	10 KFI	10 KLVE-F <	10 KOST-F	9 KIIS-F	9 KIIS-F	9 KIIS-F	9 KKBT-F	9 KPWR-F <	10 KCXX-F <	9 KOST-F <
	10 KIIS-F <				9 KOST-F <	9 KLVE-F <				

Wom 18-24	Wom 18-34	Wom 25-34	Wom 18-49	Wom 25-54	Men 18-24	Men 18-34	Men 25-34	Men 18-49	Men 25-54	12+ Ovrnite
1 KGGI-F	1 KFRG-FF	1 KFRG-FF	1 KFRG-FF >	1 KFRG-FF >	1 KKBT-F	1 KCAL-F >	1 KCAL-F	1 KCAL-F	1 KFRG-FF	1 KFRG-FF >>
1 KPWR-F	2 KGGI-F	2 KSCA-F	2 KGGI-F <	2 KOLA-F	2 KPWR-F	2 KFRG-FF	2 KFRG-FF	1 KFRG-FF >	2 KCAL-F	2 KFI <
3 KKBT-F	3 KKBT-F <	3 KLVE-F	3 KOLA-F <	3 KSCA-F <	3 KCAL-F <	3 KSCA-F <	3 KSCA-F	3 KSCA-F	3 KOLA-F	3 KNX <
4 KIS-F	4 KIIS-F	3 KSSE-F <	4 KOST-F <	4 KOST-F <	4 KGGI-F	4 KROQ-F <	4 KROQ-F	4 KLOS-F	4 KSCA-F <	4 KCAL-F
5 KOST-F	4 KSCA-F <	5 KGGI-F <	5 KIIS-F	5 KGGI-F	5 KROQ-F >	5 KGGI-F <	5 KGGI-F	5 KOLA-F <	5 KCBS-F	4 KOLA-F
5 KCXX-F	6 KOST-F	6 KOST-F	5 KSCA-F <	6 KSSE-F	6 KCXX-F	6 KKBT-F	5 KCBS-F	6 KGGI-F	5 KLOS-F	6 KGGI-F <
5 KROQ-F >	6 KSSE-F	7 KKBT-F	7 KSSE-F <	6 KLVE-F	6 KPWR-F	6 KPWR-F	7 KSSE-F	6 KCBS-F	7 KFI	
8 KSSE-F	8 KLVE-F	7 KIIS-F	8 KLVE-F	8 KIIS-F <	8 KSSE-F	7 KLSX-F	8 KFI	8 KFI	8 KLSX-F	
8 KFRG-FF	8 KPWR-F <	9 KCAL-F	9 KKBT-F <	9 KFI	9 KLSX-F	9 KLSX-F	9 KXSB-FF	8 KSSE-F	9 KGGI-F <	
	10 KCXX-F	9 KCXX-F	10 KFI <		9 KXSB-FF <			8 KROQ-F	10 KSSE-F	
								8 KLSX-F <		

RIVERSIDE-SAN BERNARDINO

Other Rated Stations				Metro Share	Cume Rating	TSA AQH Cume	Consolidation Report			12+	25-54	Revenue
KATY-F	AC	101.3	Idyllwild	0.6	2.1		CBS/Infinity		10.8 %	10.7 %	37.9 %	
KCAL-AA	SP	1410	Redlands	0.6	1.8		KFRG-FM, KXFG-FM					
KCKC	SP-R	1350	San Bernardino	0.5	1.2		Clear Channel		1.1 %	0.8 %	1.7 %	
KDIF	SP-C	1440	Riverside	0.6	1.5		KCKC-AM, KDIF-AM, KKDD-AM					
KELT-F	SAC	92.7	Riverside	1.0	4.1		Entravision, pend.		0.6 %	0.5 %	2.7 %	
							KCAL-AM, KSZZ-AM					
							SBR		9.3 %	11.4 %	24.6 %	
							KCAL-FM, KOLA-FM					
									21.7 %	23.4 %	66.9 %	
Other Rated Stations--Outside Market				Metro Share	Cume Rating	TSA AQH Cume						
KABC	T	790	Los Angeles	1.1	2.0							
KBRT	REL	740	Avalon, CA	0.4	0.6							
KKGO-F	CL	105.1	Los Angeles	0.5	2.2							
KLAC	ST	570	Los Angeles	1.0	2.8							
KLAX-F	SP-R	97.9	E. Los Angeles	0.7	1.8							
KRCD-FF	SP-VA	98.3	West Covina, CA	0.7	1.2							
KREA-F	E	93.5	Ontario, CA	0.6	0.5							
KWE-F	REL	107.9	San Clemente, CA	0.7	2.0							
KYSR-F	AC/CHR	98.7	Los Angeles	0.8	4.2							
XTRA	SPRTS	690	Tijuana, MX	0.7	2.4							

FM Stations

Station	Freq	Pwr	Notes	Service	Value	Partner	Location
KCAL	96.7	1.75 kw @ 376	AOR		\$81.00	D&R	SBR Redlands
KCXX	103.9	0.19 kw @ 1751	Progressive AOR		\$ NA	Mc-Guild	All-Pro Lake Arrowhead
KFRG	95.1	50 kw @ 490	Country		\$175.00	Allied	CBS/Infinity
KGGI	99.1	2.5 kw @ 1844	CHR/Urban		\$102.00	Sentry	Chase, pend.
KOLA	99.9	29.5 kw @ 1663	Oldies		\$85.00	D&R	SBR
KWRP	96.1	0.25 kw @ 1565	Standards	USA, Jones	\$35.00	---	San Jacinto
KXFG	92.9	6 kw @ 328	Simul. KFRG-F				Sun City
KXRS	105.7	0.17 kw @ 1023	Simul. KXSB-F				Hemet
KXSB	101.7	0.27 kw @ 1414	Hispanic-Contemp.		\$ NA	Lotus	Lazer Big Bear Lake

Notes: Other ranked stations -- See Los Angeles

ROCHESTER, NY

Arbitron Rank: 52 Pop (12+): 896,000
MSA Rank: 52
MSA Pop: 1,090,000
DMA: 77
Average Persons Rating: 14.9
Market TSL in Hours: 19.75

Stations: 33 / 21
Diaries: 2,327/ 385:1/ 57.8%
Sample Target: 2,200
% Below Line: 6.8
% Not Listed: 14.6
Pop per Station: 42,667

Last Year's Revenue: \$36,900,000
Household income: \$50,793
Total Retail Sales: \$10.6 Bil.
#1 Billing: WHAM \$6,000,000
#1 Billing Portfolio
CBS/Infinity \$15,100,000

12+ Metro	Format	Winter 00 1/4 Share	Fall 99	Sum 99	Spq 99	Win 99	4-Book Avg.	12+ Metro Cume / Rtg.	Fall 99	Win 99	12+ TSA AQH / Cume	Revenue Level
1	WHAM	148 / 11.1	11.7	10.3	10.5	12.8	10.9	2178 / 24.3	26.1	27.1		G WHAM
2	WBEE-F	119 / 8.9	7.9	7.1	8.5	9.4	8.1	1625 / 18.1	18.1	17.7		G WBEE-F
3	WDKX-F	93 / 7.0	6.3	6.5	6.6	5.8	6.6	919 / 10.3	9.4	10.6		C WDKX-F
4	WCMF-F	88 / 6.6	6.4	6.4	5.5	5.6	6.2	1420 / 15.8	15.2	14.6		G WCMF-F
5	WRMM-F	84 / 6.3	8.2	6.8	6.8	6.5	7.0	1414 / 15.8	19.0	16.2		F WRMM-F
6	WPXY-F	75 / 5.6	5.6	6.8	5.6	5.0	5.9	1805 / 20.1	21.7	18.7		F WPXY-F
7	WVOR-F	74 / 5.6	5.8	5.7	6.4	5.9	5.9	1181 / 13.2	14.2	14.6		D WVOR-F
8	WBBF-F	66 / 5.0	4.2	5.2	5.3	4.8	4.9	1149 / 12.8	13.9	14.9		C WBBF-F
9	WNVE-F	59 / 4.4	4.4	4.8	4.8	5.1	4.6	1188 / 13.3	14.5	15.6		D WNVE-F
10	WKGS-F	47 / 3.5	3.6	3.7	2.5	0.9	3.3	1141 / 12.7	12.6	11.6		B WKGS-F
11	WZNE-F	42 / 3.2	3.0	3.4	2.7	3.8	3.1	1014 / 11.3	13.0	12.1		C WZNE-F
12	WQRF-F	26 / 2.0	1.5	2.4	2.3	1.3	2.0	649 / 7.2	7.5	8.0		B WQRF-F
13	WEZO	24 / 1.8	2.5	3.2	3.4	2.6	2.7	433 / 4.8	5.7	5.9		A WEZO
13	WJZR-F	24 / 1.8	1.7	1.3	1.5	1.7	1.6	336 / 3.8	4.6	4.2		A WJZR-F
15	WHTK	20 / 1.5	1.7	1.2	1.3	1.6	1.4	399 / 4.5	4.8	5.0		A WHTK
16	WLGZ	16 / 1.2						259 / 2.9				WLGZ
16	WLCL-F	16 / 1.2	1.1	1.7	1.2	2.7	1.3	378 / 4.2	3.8	8.7		WLCL-F

12+ FM Share (Metro): 79.51% (904 of 1137) (Winter 99: 77.79%)

Teens	18-34	18-49	25-49	25-54	35+	12+ AMD	12+ Mid	12+ PMD	12+ Eve	12+ Wknd
1 WPXY-F	1 WNVE-F	1 WCMF-F <	1 WCMF-F <	1 WBEE-F <	1 WHAM >	1 WHAM	1 WHAM	1 WHAM <	1 WHAM	1 WBEE-F <
2 WKGS-F	2 WVOR-F <	2 WBEE-F <	2 WVOR-F	2 WCMF-F <	2 WBEE-F >	2 WCMF-F	2 WBEE-F	2 WBEE-F >	2 WDKX-F <	2 WHAM <
3 WDKX-F >>	3 WDKX-F <	3 WVOR-F	2 WBEE-F	3 WVOR-F <	3 WRMM-F <	3 WBEE-F	3 WRMM-F <	3 WDKX-F <	3 WPXY-F <	3 WDKX-F >
4 WNVE-F	4 WCMF-F	3 WDKX-F	4 WDKX-F	4 WHAM <	4 WBBF-F	4 WRMM-F	4 WVOR-F <	4 WPXY-F	4 WKGS-F	4 WPXY-F
5 WEDG-F >	5 WBEE-F	5 WPXY-F <	5 WHAM	5 WDKX-F	5 WCMF-F	5 WNVE-F <	5 WCMF-F <	4 WRMM-F <	5 WBEE-F	5 WRMM-F
	5 WPXY-F	6 WNVE-F	6 WPXY-F <	6 WRMM-F <	6 WDKX-F	6 WDKX-F <	6 WDKX-F <	6 WVOR-F	6 WNVE-F	6 WKGS-F <
	7 WZNE-F <	7 WHAM	7 WRMM-F	7 WBBF-F	7 WVOR-F	7 WPXY-F	7 WBBF-F	7 WBBF-F <	7 WRMM-F <	7 WBBF-F
	8 WRMM-F <	7 WRMM-F	8 WZNE-F <	8 WPXY-F	8 WPXY-F	8 WVOR-F	8 WPXY-F	8 WCMF-F <	8 WVOR-F	7 WVOR-F
	9 WKGS-F >>	9 WZNE-F	9 WNVE-F <	9 WZNE-F <	9 WEZO	9 WBBF-F >	9 WNVE-F <	9 WNVE-F	9 WBBF-F	9 WCMF-F <
		10 WBBF-F <	10 WBBF-F >	10 WNVE-F	9 WJZR-F	10 WZNE-F	10 WZNE-F	10 WKGS-F	10 WCMF-F	10 WNVE-F

Wom 18-24	Wom 18-34	Wom 25-34	Wom 18-49	Wom 25-54	Men 18-24	Men 18-34	Men 25-34	Men 18-49	Men 25-54	12+ Ovrnite
1 WPXY-F	1 WVOR-F	1 WVOR-F >	1 WVOR-F	1 WVOR-F <	1 WNVE-F >>	1 WNVE-F >	1 WNVE-F <	1 WCMF-F	1 WCMF-F >	1 WHAM >
2 WKGS-F	2 WBEE-F	2 WBEE-F	1 WBEE-F <	2 WBEE-F	2 WCMF-F	2 WCMF-F >	2 WCMF-F	2 WNVE-F >	2 WHAM <	2 WBEE-F >
3 WDKX-F	2 WDKX-F	3 WDKX-F	3 WDKX-F <	3 WRMM-F	2 WDKX-F >	3 WVOR-F	3 WVOR-F >	3 WDKX-F <	3 WBEE-F >	3 WDKX-F <
4 WBEE-F	2 WPXY-F	4 WPXY-F	4 WPXY-F	4 WDKX-F	4 WKSE-F	3 WDKX-F	4 WBEE-F	4 WBEE-F	4 WVOR-F	4 WRMM-F
5 WZNE-F	5 WKGS-F	4 WRMM-F	5 WRMM-F >	5 WPXY-F	4 WPXY-F	5 WBEE-F	4 WDKX-F	4 WHAM <	4 WDKX-F	5 WPXY-F
6 WVOR-F	5 WZNE-F <	6 WZNE-F	6 WKGS-F <	6 WHAM	6 WRMM-F	6 WPXY-F	4 WZNE-F >	6 WVOR-F	4 WNVE-F <	
6 WRMM-F	7 WRMM-F >	7 WCMF-F	7 WCMF-F	7 WBBF-F	6 WKGS-F	6 WZNE-F	7 WHAM	7 WZNE-F	7 WBBF-F	
		8 WKGS-F	7 WZNE-F	8 WCMF-F	8 WYRK-F >	8 WRMM-F	7 WHTK	8 WBBF-F	8 WZNE-F <	
				9 WZNE-F		9 WHTK	7 WPXY-F	8 WQRF-F	9 WQRF-F	
						9 WKSE-F		10 WHTK		

ROCHESTER, NY

Other Rated Stations				Metro Share	Cume Rating	TSA AQH Cume	Consolidation Report				
WISY-F	SAC	102.3	Canadaigua	0.6	1.3				12+	25-54	Revenue
WNYS-F	AC	98.5	Waterloo	0.4	0.7		CBS/Infinity		21.7 %	24.6 %	40.9 %
WYSL	N	1040	Avon	0.4	2.0		WCMF-FM, WPXY-FM, WRMM-FM, WZNE-FM				
WZXF-F	REL	99.7	Palmyra	0.5	2.2		Clear Channel		27.9 %	26.8 %	31.7 %
							WHAM-AM, WHTK-AM, WISY-FM, WKGS-FM, WLCL-FM, WNVE-FM, WVOR-FM				

Other Rated Stations--Outside Market						Metro Share	Cume Rating	TSA AQH Cume	Consolidation Report		
CFMX-F	CL	103.1	Coburg, ON	0.6	1.4						
WBEN	FS/T	930	Buffalo	0.6	0.9		Entercom		17.7 %	19.0 %	21.4 %
WBLK-F	B	93.7	Depew, NY	0.4	0.9		WBBF-FM, WBEE-FM, WEZO-AM, WQRV-FM				
WEDG-F	AOR-NR	103.3	Buffalo	0.5	0.8				67.3 %	70.4 %	94.0 %
WGR	SPRTS	550	Buffalo	0.4	0.6						
WGRF-F	AOR	96.9	Buffalo	0.6	1.2						
WKSE-F	CHR	98.5	Niagara Falls, NY	0.9	1.5						
WMJQ-F	AC/CHR	102.5	Buffalo	0.4	1.5						
WNUC-F	C	107.7	Wethersfield, NY	0.8	3.2						
WWHT-F	CHR	107.9	Syracuse	0.5	1.2						
WYLF	ST	850	Penn Yan, NY	0.5	1.2						
WYRK-F	C	106.5	Buffalo	0.7	1.4						

AM Stations

Station	Freq	Power	Service	Comments	Revenue	Advertiser	Agency
WEZO	950	1 kw (DA-2)	Stds. & Hispanic		CNN \$25.00	Katz	Entercom
WHAM	1180	50 kw	Full Service		CBS, Talknt, ABC \$79.00	Eastman	Clear Channel
WHTK	1280	5 kw (DA-N)	Sports		CNN, ESPN \$ NA	Eastman	Clear Channel
WLGZ	990	5 kw/2.5 kw (DA-2)	Standards		\$ NA	Crawford	Crawford

FM Stations

Station	Freq	Power	Service	Comments	Revenue	Advertiser	Agency
WBBF	98.9	37 kw @ 564	Oldies		Westwd \$52.00	Katz	Entercom
WBEE	92.5	50 kw @ 500	Country		Westwd \$92.00	Katz	Entercom
WCMF	96.5	50 kw @ 450	AOR		Westwd \$109.00	Sentry	CBS/Infinity
WDKX	103.9	0.8 kw @ 540	Black		\$34.00	Allied	
WJZR	105.9	3 kw @ 180	Jazz		AP \$<20.00	--	
WKGS	106.7	3.5 kw @ 266	Dance CHR		\$ NA	Eastman	Clear Channel
WLCL	107.3	0.65 kw @ 994	Black Oldies		\$<20.00	Eastman	Clear Channel
WNVE	95.1	50 kw @ 417	New Rock		\$45.00	Eastman	Clear Channel
WPXY	97.9	50 kw @ 400	CHR		\$78.00	Eastman	CBS/Infinity
WQRV	93.3	4 kw @ 390	Classic AOR		Westwd \$<20.00	Katz	Entercom
WRMM	101.3	27 kw @ 640	Soft AC		\$82.00	Allied	CBS/Infinity
WVOR	100.5	50 kw @ 480	AC		\$46.00	Eastman	Clear Channel
WZNE	94.1	3.1 kw @ 328	Modern AC		\$ NA	--	CBS/Infinity

Notes: Other ranked stations -- See Buffalo

SACRAMENTO

Arbitron Rank: 29 **Pop (12+):** 1,434,000
MSA Rank: 34
MSA Pop: 1,730,000
DMA: 20 (w/Stockton, Modesto)
Average Persons Rating: 15.7
Market TSL in Hours: 21.00

Stations: 32 / 29
Diaries: 3,108/ 461:1/ 54.1%
Sample Target: 2,790
% Below Line: 2.3
% Not Listed: 16.8
Pop per Station: 49,448

Last Year's Revenue: \$81,800,000
Household Income: \$45,424
Total Retail Sales: \$16.0 Bil.
#1 Biller: KFBK \$12,304,000
#1 Billing Portfolio
 CBS/Infinity \$30,740,000

12+ Metro	Format	Winter 00 1/4 Share	Fall 99	Sum 99	Spq 99	Win 99	4-Book Avg.	12+ Metro Cume / Rtg.	Fall 99	Win 99	12+ TSA AQH / Cume	Revenue Level
1	KFBK	N/T	182 / 8.1	8.0	9.3	8.1	10.1	8.4	2543 / 17.7	17.9	19.4	I KFBK
2	KRXQ-F	AOR	129 / 5.7	5.3	4.4	5.1	4.6	5.1	1731 / 12.1	10.6	11.0	F KRXQ-F
3	KYMX-F	SAC	119 / 5.3	4.4	4.1	4.7	4.0	4.6	2097 / 14.6	11.5	11.7	F KYMX-F
4	KSEG-F	CL AOR	115 / 5.1	5.5	5.4	4.8	4.6	5.2	2034 / 14.2	12.9	12.6	F KSEG-F
5	KNCI-F	C	109 / 4.8	5.4	5.8	5.2	4.8	5.3	1783 / 12.4	11.9	11.4	H KNCI-F
6	KDND-F	CHR	106 / 4.7	5.3	5.5	4.8	4.2	5.1	2097 / 14.6	16.2	16.1	E KDND-F
7	KHTK	SPRTS	102 / 4.5	3.3	2.9	3.6	3.4	3.6	1519 / 10.6	8.0	8.9	D KHTK
8	KCTC	ST	95 / 4.2	3.7	4.0	3.9	3.8	4.0	1123 / 7.8	7.3	8.0	B KCTC
9	KWOD-F	AOR-NR	91 / 4.0	3.7	3.9	3.1	2.8	3.7	1764 / 12.3	12.0	10.8	E KWOD-F
10	KBMB-F	CHRU	88 / 3.9	4.5	4.3	4.6	3.8	4.3	1533 / 10.7	11.0	10.4	B KBMB-F
11	KSPM-F	CHRU	84 / 3.7	4.0	3.6	5.0	5.6	4.1	2178 / 15.2	16.3	17.8	G KSPM-F
12	KSSJ-F	J	76 / 3.4	4.9	4.7	5.1	4.6	4.5	1253 / 8.7	10.7	9.4	D KSSJ-F
12	KGBY-F	AC	76 / 3.4	2.7	2.9	3.9	3.3	3.2	1505 / 10.5	9.1	9.8	H KGBY-F
14	KHYL-F	B/O	75 / 3.3	3.7	3.4	3.6	4.0	3.5	1377 / 9.6	11.8	11.3	F KHYL-F
15	KZZO-F	AC-NR	65 / 2.9	3.3	4.0	3.6	4.3	3.4	1731 / 12.1	12.2	15.9	H KZZO-F
16	KSTE	T	52 / 2.3	3.1	2.7	2.5	2.5	2.7	946 / 6.6	8.0	8.0	D KSTE
17	KXOA-F	CL HITS	47 / 2.1	2.0	2.8	2.5	3.5	2.3	1054 / 7.4	7.5	8.4	D KXOA-F
18	KHZZ-F	B/O	36 / 1.6	1.5	2.2	2.9	2.2	2.0	682 / 4.8	5.3	6.2	B KHZZ-F
19	KRAK	C/O	26 / 1.2	1.1	1.0	0.6	0.8	1.0	418 / 2.9	2.5	2.7	KRAK
20	KRRE-F	SP-C	23 / 1.0	1.0	0.6	0.7	1.3	0.8	393 / 2.7	2.3	2.9	KRRE-F

12+ FM Share (Metro): 70.34% (1321 of 1878) (Winter 99: 69.95%)

Teens	18-34	18-49	25-49	25-54	35+	12+ AMD	12+ Mid	12+ PMD	12+ Eve	12+ Wknd
1 KDND-F >	1 KRXQ-F >	1 KRXQ-F <	1 KSEG-F	1 KSEG-F	1 KFBK >	1 KFBK >	1 KFBK >	1 KFBK	1 KBMB-F <	1 KDND-F <
2 KSPM-F <	2 KWOD-F	2 KSEG-F	2 KRXQ-F <	2 KYMX-F <	2 KCTC <	2 KRXQ-F <	2 KHTK <	2 KRXQ-F <	2 KDND-F <	2 KFBK <
3 KBMB-F <	3 KHTK <	3 KHTK <	3 KHTK <	3 KNCI-F	3 KYMX-F	3 KNCI-F	3 KYMX-F <	3 KDND-F <	3 KRXQ-F <	3 KRXQ-F <
4 KWOD-F	4 KBMB-F <	4 KYMX-F <	4 KYMX-F <	3 KFBK <	4 KSEG-F	4 KSEG-F <	4 KSEG-F <	4 KSEG-F <	4 KYMX-F <	4 KSEG-F <
5 KRXQ-F >>	5 KDND-F	5 KNCI-F	5 KNCI-F	5 KRXQ-F <	5 KNCI-F	5 KYMX-F	5 KRXQ-F <	5 KYMX-F <	5 KSPM-F	5 KNCI-F <
	5 KSPM-F	6 KWOD-F <	6 KFBK <	6 KHTK	6 KSSJ-F <	6 KGBY-F <	6 KCTC	6 KNCI-F <	6 KWOD-F	6 KBMB-F
	7 KNCI-F <	7 KDND-F <	7 KGBY-F <	7 KGBY-F <	7 KHYL-F	7 KDND-F <	7 KNCI-F <	7 KHTK <	7 KHTK	6 KCTC
	8 KSEG-F	8 KGBY-F <	8 KHYL-F <	8 KHYL-F	8 KHTK	8 KWOD-F <	8 KHYL-F	8 KWOD-F <	8 KSTE <	6 KSPM-F <
	9 KZZO-F <	9 KBMB-F	9 KZZO-F <	9 KSSJ-F	9 KSTE	9 KCTC	9 KSSJ-F <	9 KSPM-F	9 KSSJ-F <	9 KYMX-F <
	10 KGBY-F <	9 KFBK <	10 KWOD-F <	9 KZZO-F	10 KGBY-F	10 KHTK <	10 KGBY-F	10 KBMB-F <	10 KFBK	10 KWOD-F <
							10 KWOD-F <			

Wom 18-24	Wom 18-34	Wom 25-34	Wom 18-49	Wom 25-54	Men 18-24	Men 18-34	Men 25-34	Men 18-49	Men 25-54	12+ Ovrnite
1 KDND-F	1 KDND-F	1 KGBY-F <	1 KYMX-F	1 KYMX-F	1 KRXQ-F >>	1 KRXQ-F >	1 KRXQ-F	1 KRXQ-F <	1 KHTK <	1 KFBK <
2 KWOD-F	2 KWOD-F	2 KNCI-F <	2 KNCI-F <	2 KNCI-F	2 KBMB-F	2 KHTK >	2 KHTK >	2 KHTK	2 KSEG-F	2 KSTE
2 KSPM-F	2 KGBY-F <	3 KRXQ-F <	3 KGBY-F <	3 KGBY-F <	2 KSPM-F	3 KWOD-F <	3 KWOD-F	3 KSEG-F >	3 KRXQ-F <	3 KYMX-F
4 KYMX-F	4 KNCI-F <	4 KZZO-F <	4 KDND-F	4 KHYL-F	4 KHTK	4 KBMB-F <	4 KSEG-F	4 KFBK	4 KFBK >	4 KGBY-F <
4 KBMB-F	5 KRXQ-F <	5 KWOD-F	5 KHYL-F	5 KDND-F	4 KWOD-F	5 KSPM-F	5 KBMB-F <	5 KWOD-F <	5 KNCI-F <	5 KNCI-F <
6 KNCI-F	6 KYMX-F	5 KDND-F	6 KWOD-F <	5 KSEG-F <	6 KDND-F	6 KSEG-F	6 KNCI-F <	6 KBMB-F	6 KXOA-F <	6 KDND-F
6 KGBY-F	6 KSPM-F	5 KYMX-F <	7 KZZO-F <	7 KZZO-F	7 KDND-F	7 KDND-F	7 KSPM-F	7 KNCI-F	7 KSSJ-F <	6 KZZO-F <
6 KRXQ-F	6 KBMB-F <	8 KSEG-F	8 KSEG-F <	8 KFBK	7 KNCI-F	8 KFBK	7 KSPM-F <	8 KYMX-F <	8 KBMB-F	8 KBMB-F
	9 KZZO-F	8 KBMB-F >	9 KSPM-F <	8 KSSJ-F <	9 KZZO-F >	8 KZZO-F	9 KZZO-F <	9 KWOD-F <	9 KRXQ-F	9 KRXQ-F
	10 KSEG-F >	10 KSPM-F >	10 KRXQ-F	10 KWOD-F <			10 KYMX-F	10 KZZO-F	10 KZZO-F	9 KSEG-F
			10 KBMB-F >				10 KXOA-F			

SACRAMENTO

Other Rated Stations				Metro Share	Cume Rating	TSA AQH Cume	Consolidation Report			
							12+	25-54	Revenue	
KFIA	REL	710	Carmichael	0.6	2.0		CBS/Infinity	24.5 %	27.9 %	37.6 %
KLNA-F	CHR/U	105.5	Dunnigan	0.8	3.2		KHTK-AM, KNCI-FM, KRAK-AM, KSFM-FM, KXOA-FM, KYMX-FM, KZZO-FM			
KLVS-F	REL-CC	99.3	Grass Valley	0.4	0.8		Clear Channel	17.1 %	16.9 %	32.1 %
KNCO	N/T	830	Grass Valley	0.6	1.3		KFBK-AM, KGBY-FM, KHYL-FM, KSTE-AM			
KRCX-F	SP-R	99.9	Marysville	0.8	2.3		Entercom	23.1 %	21.5 %	18.1 %
KSQR	SP-C	1240	Sacramento	0.5	1.0		KCTC-AM, KDND-FM, KRXQ-FM, KSEG-FM, KSSJ-FM			
KTKZ	T	1380	Sacramento	0.4	1.4		Entravision, pend.	3.9 %	4.6 %	4.0 %
KTTA-F	SP-R	97.9	Esparto	0.9	2.0		KHZZ-FM, KRCX-FM, KRRE-FM, KSQR-AM, KZSA-FM			
KZSA-F	SP-C	92.1	Placerville	0.8	1.6					
							68.6 %	70.9 %	91.8 %	
Other Rated Stations--Outside Market				Metro Share	Cume Rating	TSA AQH Cume				
KGO	T	810	San Francisco	0.8	3.2					
KNBR	SPRTS	680	San Francisco	0.8	3.5					
KSFO	T	560	San Francisco	0.6	1.3					

AM Stations

KCTC	1320	5 kw (DA-2)	Standards	Westwd, ABC	\$29.00	D&R	Entercom	
KFBK	1530	50 kw (DA-2)	News/Talk	ABC, CNN	\$180.00	Sentry	Clear Channel	
KHTK	1140	50 kw (DA-2)	Sports	CBS, ESPN	\$30.00	Katz	CBS/Infinity	
KRAK	1470	5 kw/1 kw (DA-2)	Classic Country		\$ NA	Katz	CBS/Infinity	
KSTE	650	21.4 kw/0.92 kw (DA-2)	Talk	ABC, Westwd	\$40.00	Christal	Clear Channel	Rancho Cordova

FM Stations

KBMB	103.5	3 kw @ 295	CHR/Urban	ABC	\$ NA	Allied		
KDND	107.9	50 kw @ 404	CHR		\$100.00	D&R	Entercom	
KGBY	92.5	50 kw @ 450	AC	AMFM	\$145.00	Sentry	Clear Channel	
KHYL	101.1	36.3 kw @ 577	Black Oldies	AMFM	\$106.00	Sentry	Clear Channel	Auburn
KHZZ	104.3	2.95 kw @ 463	Black Oldies	Jones	\$ NA	Allied	Entravision, pend.	Davis
KNCI	105.1	50 kw @ 500	Country	CBS	\$95.00	Katz	CBS/Infinity	
KRRE	101.9	47 kw @ 505	Hispanic-Contemp		\$ NA	Caballero	Entravision, pend.	Shingle Springs
KRXQ	98.5	50 kw @ 500	AOR		\$85.00	D&R	Entercom	Roseville
KSEG	96.9	50 kw @ 500	Classic AOR		\$99.00	D&R	Entercom	
KSFM	102.5	50 kw @ 500	CHR/Urban	Westwd	\$147.00	Eastman	CBS/Infinity	Woodland
KSSJ	94.7	25 kw @ 325	Jazz		\$45.00	D&R	Entercom	Fair Oaks
KWOD	106.5	50 kw @ 410	AOR-New Rock	CBS, ABC	\$70.00	D&R		
KXOA	93.7	25 kw @ 328	Classic Hits		\$ NA	Katz	CBS/Infinity	Roseville
KYMX	96.1	50 kw @ 476	Soft AC		\$76.00	Eastman	CBS/Infinity	
KZZO	100.5	115 kw @ 328	Modern AC		\$80.00	Eastman	CBS/Infinity	

Notes: 4/00 KHZZ-F, KSQR and KZSA-F sold by Z-Spanish to Entravision as part of a \$475,000,000 group transaction

SAGINAW-BAY CITY-MIDLAND

Arbitron Rank: 125 Pop (12+): 329,900
MSA Rank: 125
MSA Pop: 402,000
DMA: 64 (w/Flint)
Average Persons Rating: 15.2
Market TSL In Hours: 20.25

Stations: 25 / 17
Diaries: 999/ 330:1/ 59.1%
Sample Target: 950
% Below Line: 6.4
% Not Listed: 11.0
Pop per Station: 19,406

Last Year's Revenue: \$17,300,000
Household Income: \$44,186
Total Retail Sales: \$4.5 Bil.
#1 Biller: WKCQ-F \$3,100,000
#1 Billing Portfolio
Citadel \$7,840,000

12+ Metro	Format	Winter 00 1/4 Share	Fall 99	Sum 99	Spq 99	Win 99	4-Book Avg.	12+ Metro Cume / Rtg.	Fall 99	Win 99	12+ TSA AQH / Cume	Revenue Level	
1	WIOG-F	AC/CHR	51 / 10.2	7.4	9.9	6.3	7.5	8.4	860 / 26.1	23.8	22.2	D	WIOG-F
2	WHNN-F	O	50 / 10.0	11.2	8.2	9.8	8.6	9.8	721 / 21.9	21.4	18.7	D	WHNN-F
3	WSGW	FS/T	49 / 9.8	9.1	7.8	10.2	10.0	9.2	583 / 17.7	19.4	18.8	C	WSGW
4	WKQZ-F	C	47 / 9.4	8.3	13.0	13.3	10.0	11.0	685 / 20.8	20.1	23.0	E	WKQZ-F
5	WKQZ-F	AOR	42 / 8.4	8.5	9.7	9.4	7.3	9.0	693 / 21.0	17.7	19.8	D	WKQZ-F
6	WTCF-F	CHR/B	34 / 6.8	6.6	6.6	6.1	6.5	6.5	731 / 22.2	20.5	22.7	C	WTCF-F
7	WGER-F	SAC	25 / 5.0	5.4	5.4	5.5	4.8	5.3	464 / 14.1	13.0	13.3	C	WGER-F
8	WTLZ-F	B	23 / 4.6	5.8	5.0	4.3	6.1	4.9	287 / 8.7	9.7	10.0	B	WTLZ-F
8	WSAM	ST	23 / 4.6	4.3	3.7	3.7	4.8	4.1	294 / 8.9	9.5	10.7	A	WSAM
10	WILZ-F	CL AOR	19 / 3.8	3.7	2.9	4.1	3.4	3.6	351 / 10.6	11.8	8.5	B	WILZ-F
11	WCEN-F	C	17 / 3.4	3.7	4.3	3.5	2.9	3.7	300 / 9.1	8.7	8.3	C	WCEN-F
12	WEEG-F	CL AOR	15 / 3.0	3.3	3.1	2.7	3.4	3.0	339 / 10.3	8.0	8.2	A	WEEG-F

12+ FM Share (Metro): 77.75% (346 of 445) (Winter 99: 77.71%)

Teens	18-34	18-49	25-49	25-54	35+	12+ AMD	12+ Mid	12+ PMD	12+ Eve	12+ Wknd
1 WTCF-F >	1 WKQZ-F	1 WIOG-F <	1 WIOG-F <	1 WHNN-F <	1 WSGW	1 WSGW	1 WSGW <	1 WIOG-F	1 WKQZ-F >	1 WIOG-F
2 WIOG-F	2 WIOG-F	2 WKQZ-F	2 WKQZ-F <	2 WIOG-F	2 WHNN-F	2 WHNN-F	2 WHNN-F <	2 WKQZ-F <	2 WTCF-F <	2 WKQZ-F
3 WKQZ-F	3 WTCF-F >	3 WKQZ-F <	3 WHNN-F	3 WKQZ-F	3 WKQZ-F >	3 WKQZ-F <	3 WKQZ-F <	3 WHNN-F <	3 WIOG-F <	2 WSGW
4 WTLZ-F >>	4 WKQZ-F >	4 WHNN-F	3 WKQZ-F >	4 WKQZ-F >	4 WIOG-F <	4 WIOG-F	4 WIOG-F >	4 WKQZ-F <	4 WTLZ-F	2 WKQZ-F <
5 WTLZ-F	5 WTCF-F	5 WILZ-F	5 WILZ-F	5 WGER-F	5 WSAM	5 WKQZ-F	5 WKQZ-F <	5 WTCF-F >	5 WKQZ-F <	5 WHNN-F
6 WILZ-F	6 WGER-F	6 WILZ-F	6 WGER-F	5 WILZ-F	6 WGER-F	6 WTCF-F <	6 WGER-F	6 WGER-F <	6 WHNN-F	6 WTCF-F
6 WGER-F	6 WGER-F	7 WCEN-F	7 WCEN-F <	7 WILZ-F <	7 WILZ-F <	7 WTLZ-F <	7 WSAM	7 WSGW	6 WSGW >	7 WSAM <
		7 WEEG-F	8 WEEG-F	8 WKQZ-F <	8 WILZ-F	8 WTLZ-F >	8 WSAM	8 WGER-F	6 WGER-F	8 WTLZ-F
								9 WEEG-F <	9 WGER-F	9 WGER-F

Wom 18-24	Wom 18-34	Wom 25-34	Wom 18-49	Wom 25-54	Men 18-24	Men 18-34	Men 25-34	Men 18-49	Men 25-54	12+ Ovmit
1 WIOG-F >	1 WIOG-F >>	1 WIOG-F >>	1 WIOG-F >	1 WIOG-F	1 WTCF-F >	1 WKQZ-F >>	1 WKQZ-F >>>	1 WKQZ-F >	1 WKQZ-F	1 WTCF-F
2 WTCF-F	2 WTCF-F	2 WTLZ-F	2 WHNN-F <	2 WHNN-F	2 WKQZ-F	2 WTCF-F >	2 WKQZ-F	2 WKQZ-F	2 WHNN-F	2 WKQZ-F
2 WKQZ-F >	2 WKQZ-F	2 WKQZ-F	3 WKQZ-F	3 WKQZ-F	3 WIOG-F >>	3 WIOG-F	2 WILZ-F >	3 WIOG-F	3 WKQZ-F	2 WKQZ-F
4 WKQZ-F >>	4 WKQZ-F	2 WTCF-F	4 WGER-F	4 WGER-F >	4 WKQZ-F	4 WKQZ-F	4 WTCF-F	3 WHNN-F	4 WILZ-F <	4 WSGW
	4 WTLZ-F >	5 WHNN-F	5 WKQZ-F	5 WTLZ-F	4 WTLZ-F	5 WILZ-F	4 WEEG-F	5 WTCF-F	5 WEEG-F	4 WTLZ-F
	6 WHNN-F	5 WKQZ-F >	5 WTCF-F	6 WTCF-F	4 WGER-F >>	6 WTLZ-F >	4 WCEN-F	5 WILZ-F	6 WIOG-F	6 WIOG-F
				6 WKQZ-F			4 WIOG-F >>	7 WEEG-F >	7 WCEN-F	
								8 WSGW >	8 WSGW >	

Other Rated Stations	Metro Share	Cume Rating	TSA AQH Cume
WKIX	ST	1250	Frankenmuth 1.0 3.6
WMAX	SPRTS	1440	Bay City 1.0 3.8
WMPX-AF	ST	1490	Midland 1.8 3.6

Consolidation Report	12+	25-54	Revenue
Citadel	32.2 %	40.9 %	45.3 %
WHNN-FM, WILZ-FM, WIOG-FM, WKQZ-FM, WYLZ-FM			
W&W, pend.	21.6 %	13.1 %	25.4 %
WGER-FM, WSGW-AM, WTCF-FM			

Other Rated Stations—Outside Market	Metro Share	Cume Rating	TSA AQH Cume
WZZZ-F	B	92.7	Flint 0.6 2.2
WFBE-F	C	95.1	Flint 0.8 2.4
WFDF	T	910	Flint 0.8 2.1
WJR	FS/T	760	Detroit 1.2 4.2
WQAP	ST	1080	Owosso, MI 0.4 1.2
WQAE-F	B	98.9	Vassar, MI 1.2 3.3
WVBI-F	AOR	101.5	Tuscola, MI 1.0 4.2
WVCK-F	CHR	105.5	Flint 0.4 3.0

53.8 % 54.0 % 70.7 %

SAGINAW-BAY CITY-MIDLAND

AM Stations

WSAM	1400	1 kw	Standards	ABC	\$<20.00	---	MacDonald
WSGW	790	5 kw/1 kw (DA-N)	Full Service/Talk	CBS, Westwd, AP	\$48.00	Mc-Guild	W&W, pend.

FM Stations

WCEN	94.5	100 kw @ 981	Country	Westwd	\$29.00	Christal	Mid-West Family	Mt. Pleasant
WEEG	97.3	3 kw @ 328	Classic AOR		\$<20.00	---	Mid-West Family	Essexville
WGER	106.3	2.05 kw @ 380	Soft AC		\$30.00	Katz	W&W, pend.	
WHNN	96.1	100 kw @ 1020	Oldies	Westwd, ABC	\$60.00	Eastman	Citadel	
WILZ	104.5	2.9 kw @ 413	Classic AOR	ABC	\$<20.00	Mc-Guild	Citadel	
WIOG	102.5	86 kw @ 800	AC/CHR	ABC	\$48.00	Mc-Guild	Citadel	
WKCO	98.1	50 kw @ 493	Country	ABC	\$66.00	---	MacDonald	
WKQZ	93.3	39.2 kw @ 554	AOR	Westwd, ABC	\$40.00	Mc-Guild	Citadel	Midland
WTCF	100.5	3 kw @ 328	CHR		\$21.00	Eastman	W&W, pend.	Carrollton
WTLZ	107.1	4.9 kw @ 397	Black	ABC	\$10.00	Allied	Cumulus, pend.	
WYLZ	100.9	2.6 kw @ 500	Simul. WILZ-F					Pinconning

Notes: Other ranked stations -- See Flint . . . 4/00 WSTD-F (96.9; Standish) donated by Agri-Valley Broadcasting to Central Michigan Univ.; the station will convert to non-commercial operation . . . 5/00 WSGW, WGER-F and WTCF-F sold by Citadel to W&W Broadcasting (Wicks Group) for \$16,200,000

FORMAT CODES

AC	- Adult Contemporary	J	- Jazz and New Adult Contemporary
AC-NR	- Modern AC	KIDS	- Children's
AOR	- Album Oriented Rock	N	- News
AOR-NR	- New Rock	O	- Oldies (50's & 60's)
AOR-P	- Progressive AOR	REL	- Religion, Christian
B	- Black (audience 75%+ Black)	REL-CC	- Contemporary Christian
B/AC	- Black Adult Contemporary	SAC	- Soft Adult Contemporary
B/G	- Black Gospel	SP	- Hispanic/Spanish
B/O	- Black Oldies	SP-C	- Hispanic Contemporary
BIZ	- Business News & Talk	SP-NT	- Hispanic News/Talk/Information
C	- Country	SP-R	- Hispanic-Regional
C/O	- Classic Country	SP-TP	- Hispanic-Tropical
CHR	- Contemporary Hit Radio, Top 40	SP-VA	- Hispanic Variety
CL	- Classical	SP-TJ	- Tejano
CL AOR	- Classic AOR, Classic Rock	SPRTS	- Sports
CL HITS	- Classic Hits/70's Oldies	ST	- Standards, Big Band, Nostalgia
E	- Ethnic (usually Foreign Lang.)	T	- Talk
EZ	- Easy Listening, Beautiful Music	U	- Urban (majority of audience is non-white)
FS	- Full Service	VA	- Variety
G	- Gospel	?	- Others or Unknown

REVENUE LEVEL CODES

A - Less than \$500,000	E - \$3,000,000 to \$3,999,999	I - \$10,000,000 to \$14,999,999
B - \$500,000 to \$999,999	F - \$4,000,000 to \$4,999,999	J - \$15,000,000 to \$19,999,999
C - \$1,000,000 to \$1,999,999	G - \$5,000,000 to \$6,999,999	K - \$20,000,000 to \$29,999,999
D - \$2,000,000 to \$2,999,999	H - \$7,000,000 to \$9,999,999	L - \$30,000,000+

SAINT LOUIS

Arbitron Rank: 19 **Pop (12+):** 2,116,700
MSA Rank: 17
MSA Pop: 2,580,000
DMA: 21
Average Persons Rating: 15.5
Market TSL in Hours: 20.50

Stations: 28 / 28
Diaries: 3,433/ 617:1/ 55.4%
Sample Target: 3,340
% Below Line: 0.0
% Not Listed: 10.3
Pop per Station: 75,596

Last Year's Revenue: \$117,200,000
Household Income: \$50,611
Total Retail Sales: \$25.7 Bil.
#1 Biller: KMOX \$23,700,000
#1 Billing Portfolio: CBS/Infinity \$45,400,000

12+ Metro	Format	Winter 00 1/4 Share	Fall 99	Sum 99	Spg 99	Win 99	4-Book Avg.	12+ Metro Cume / Rtg.	Fall 99	Win 99	12+ TSA AQH / Cume	Revenue Level	
1	KMOX	FS/T	339 / 10.3	10.5	12.6	13.1	11.1	11.6	4941 / 23.3	23.7	24.8	K	KMOX
2	KEZK-F	SAC	243 / 7.4	6.5	7.1	7.3	7.1	7.1	3500 / 16.5	17.0	16.7	I	KEZK-F
3	WIL-F	C	188 / 5.7	7.2	6.9	7.1	6.7	6.7	3184 / 15.0	16.1	15.6	I	WIL-F
4	KMJM-F	B/AC	173 / 5.3	5.5	5.2	6.0	6.2	5.5	1928 / 9.1	9.6	11.6	H	KMJM-F
5	KSLZ-F	CHR	169 / 5.1	4.6	5.8	4.6	5.4	5.0	3418 / 16.1	16.5	15.9	D	KSLZ-F
6	KATZ-F	B	156 / 4.8	5.2	3.9	4.5	3.6	4.6	2164 / 10.2	10.5	7.3	C	KATZ-F
7	KYKY-F	AC/CHR	155 / 4.7	4.9	4.5	4.4	4.2	4.6	2847 / 13.5	14.8	15.0	I	KYKY-F
8	KLOU-F	O	151 / 4.6	4.0	3.9	4.5	4.3	4.2	2829 / 13.4	14.3	13.0	G	KLOU-F
9	WKXX-F	C	142 / 4.3	4.6	4.1	4.5	4.1	4.4	2602 / 12.3	11.5	12.1	G	WKXX-F
9	KIHT-F	CL HITS	142 / 4.3	3.4	2.7	3.3	2.9	3.4	2577 / 12.2	9.8	9.7	E	KIHT-F
11	KTRS	T	141 / 4.3	4.2	3.5	3.6	3.8	3.9	2164 / 10.2	10.6	10.0	E	KTRS
12	KSHE-F	AOR	102 / 3.1	2.9	3.8	3.0	3.2	3.2	1983 / 9.4	9.5	10.4	H	KSHE-F
13	KPNT-F	AOR-NR	98 / 3.0	3.2	3.4	3.1	2.9	3.2	2172 / 10.3	11.6	11.4	F	KPNT-F
14	KXOK-F	CL AOR	96 / 2.9	2.3	2.8	2.9	4.2	2.7	1583 / 7.5	7.2	10.6	C	KXOK-F
15	KFUO-F	CL	95 / 2.9	3.3	2.5	2.4	3.3	2.8	1679 / 7.9	8.9	8.3	C	KFUO-F
16	WVRV-F	AC-NR	94 / 2.9	2.3	3.5	2.9	3.0	2.9	2289 / 10.8	11.1	11.4	F	WVRV-F
17	KSD-F	AC/CHR	84 / 2.6	2.6	2.5	2.3	2.3	2.5	2549 / 12.0	13.0	10.4	F	KSD-F
18	KATZ	B/G	83 / 2.5	2.3	2.4	2.1	2.4	2.3	992 / 4.7	4.9	5.0	B	KATZ
19	WRTH	ST	78 / 2.4	2.4	1.5	2.4	2.3	2.2	1048 / 4.9	4.9	5.1	B	WRTH
20	WXTM-F	AOR-NR	76 / 2.3	3.0	2.6	2.2	2.1	2.5	1713 / 8.1	9.0	8.5	D	WXTM-F

12+ FM Share (Metro): 73.89% (2176 of 2945) (Winter 99: 73.71%)

Teens	18-34	18-49	25-49	25-54	35+	12+ AMD	12+ Mid	12+ PMD	12+ Eve	12+ Wknd
1 KSLZ-F	1 KATZ-F <	1 KMJM-F	1 KIHT-F	1 KEZK-F	1 KMOX >	1 KMOX >	1 KMOX <	1 KMOX <	1 KATZ-F <	1 KMOX >
2 KATZ-F >>	2 KSLZ-F	1 KEZK-F <	1 KYKY-F <	2 KEZK-F <	2 KYKY-F <	2 KEZK-F <	2 KEZK-F <	2 KEZK-F <	2 KMJM-F	2 WIL-F <
3 KPNT-F >	3 WKXX-F <	3 KYKY-F <	3 KEZK-F <	3 KIHT-F <	3 WIL-F <	3 WKXX-F	3 KYKY-F <	3 KTRS <	3 KMOX <	3 KATZ-F <
4 KMJM-F	4 KMJM-F <	4 KIHT-F <	4 WIL-F	4 WIL-F <	4 KTRS <	4 WIL-F	4 WIL-F >	4 KSLZ-F	4 KSLZ-F	4 KSLZ-F
5 KPNT-F	5 WIL-F <	4 KMJM-F	5 KMJM-F	5 KLOU-F	5 KTRS <	5 KTRS <	5 KLOU-F <	5 WIL-F <	5 KEZK-F >	5 KMJM-F <
6 KEZK-F <	6 WKXX-F <	6 WKXX-F <	6 KMOX <	6 KYKY-F <	6 KYKY-F <	6 KYKY-F <	6 KIHT-F <	6 KATZ-F <	6 WIL-F <	6 KEZK-F <
7 WVRV-F <	7 KSLZ-F <	7 KSHE-F <	7 WKXX-F <	7 KMJM-F	7 KMJM-F <	7 KMJM-F <	7 KMJM-F <	7 KYKY-F <	7 KPNT-F <	7 KLOU-F <
8 KYKY-F <	8 KATZ-F	8 KXOK-F <	8 KLOU-F <	7 KIHT-F	8 KSLZ-F <	8 KTRS	8 KIHT-F <	8 KLOU-F	8 KLOU-F	8 KATZ
9 KXOK-F	9 WVRV-F <	9 KLOU-F <	9 KSHE-F	9 KFUE-F <	9 KLOU-F <	8 WKXX-F	9 KMJM-F <	9 KIHT-F	9 KIHT-F	9 KIHT-F <
9 WXTM-F <	10 KSHE-F	10 WVRV-F	10 KXOK-F <	10 WRTH	10 KIHT-F <	10 KSLZ-F <	10 KLOU-F <	10 KFUE-F	10 KFUE-F	10 KYKY-F <
	10 KXOK-F <	10 KMOX <								10 KSHE-F

Wom 18-24	Wom 18-34	Wom 25-34	Wom 18-49	Wom 25-54	Men 18-24	Men 18-34	Men 25-34	Men 18-49	Men 25-54	12+ Ovrnite
1 KSLZ-F <	1 KSLZ-F	1 KYKY-F	1 KEZK-F <	1 KEZK-F	1 KATZ-F <	1 KPNT-F	1 KXOK-F	1 KXOK-F <	1 KMOX <	1 KMOX >>
2 KATZ-F >	2 KMJM-F <	2 WVRV-F	2 KYKY-F <	2 KYKY-F	2 KPNT-F	1 WXTM-F	2 WXTM-F	2 KIHT-F <	2 KIHT-F <	2 KMJM-F <
3 KMJM-F	3 WKXX-F <	2 WKXX-F	3 KMJM-F <	3 KMJM-F <	3 WXTM-F	1 KXOK-F <	3 KPNT-F <	3 KSHE-F	3 KSHE-F	3 KEZK-F <
4 WKXX-F	4 KATZ-F	2 KMJM-F <	4 KSLZ-F <	4 WIL-F	3 KSLZ-F >	4 KATZ-F >	4 WIL-F	4 KMOX <	4 KXOK-F	4 KATZ-F
4 KEZK-F	4 KEZK-F <	5 KEZK-F	5 WKXX-F	5 WKXX-F	5 KXOK-F <	5 WIL-F	5 KIHT-F <	5 WIL-F <	5 WIL-F	4 WIL-F <
6 KPNT-F >	6 KYKY-F	6 KSLZ-F	6 WIL-F	6 KIHT-F <	6 KMJM-F	6 WKXX-F	6 KATZ-F	6 KMJM-F <	6 KMJM-F	6 KSLZ-F
	7 WVRV-F >	7 KSD-F <	7 KIHT-F <	7 KLOU-F	7 WVRV-F	6 KSLZ-F	6 WKXX-F <	7 WXTM-F <	6 KTRS <	
	8 WIL-F <	8 WIL-F	8 KATZ-F <	8 KSLZ-F <	8 WKXX-F	8 KSHE-F	8 KSHE-F >	8 KATZ-F <	8 KLOU-F <	
		9 KATZ-F <	9 WVRV-F	9 WVRV-F <	8 WIL-F	9 KMJM-F	9 KMJM-F	9 KPNT-F	9 KEZK-F <	
			10 KLOU-F	10 KATZ <	10 KSHE-F >	9 KIHT-F	9 KEZK-F	10 WKXX-F <	10 WKXX-F	

SAINT LOUIS

Other Rated Stations			Metro Share	Cume Rating	TSA AQH Cume	Consolidation Report	12+	25-54	Revenue
KFAV-F	C	99.9	Warrenton, MO	0.4	1.3	CBS/Infinity	22.4 %	20.1 %	38.7 %
KFNS	SPRTS	590	Wood River, IL	1.1	4.0	KEZK-FM, KMOX-AM, KYKY-FM			
KIRL	B/G	1460	St. Charles, MO	0.3	0.7	Clear Channel	24.9 %	24.0 %	17.5 %
KJSL	REL	630	St. Louis	0.5	1.4	KATZ-AM, KATZ-FM, KLOU-FM, KMJM-FM, KSD-FM, KSLZ-FM			
KSIV	REL	1320	Clayton, MO	0.3	1.1	Emmis	9.7 %	12.0 %	15.0 %
KWRE	C/O	730	Warrenton, MO	0.4	1.0	KSHE-FM, WKXX-FM, WXTM-FM			
WESL	B/AC	1490	E. St. Louis, IL	0.8	1.4	Emmis, pend.	21.2 %	23.4 %	22.4 %
WEW	ST	770	St. Louis	0.4	1.1	KIHT-FM, KPNT-FM, KXOK-FM, WIL-FM, WRTH-AM, WVRV-FM			
							78.2 %	79.5 %	93.6 %

AM Stations

KATZ	1600	5 kw (DA-N)	Black Gospel	AURN	\$ NA	Eastman	Clear Channel
KMOX	1120	50 kw	Talk/Full Svc.	CBS, AP	\$300.00	CBS	CBS/Infinity
KTRS	550	5 kw (DA-N)	Talk	ABC	\$32.00	Mc-Guild	
WRTH	1430	5 kw (DA-2)	Standards	Westwd	\$36.00	Christal	Emmis, pend.

FM Stations

KATZ	100.3	50 kw @ 492	Black		\$36.00	Eastman	Clear Channel	Alton, IL
KEZK	102.5	100 kw @ 1026	Soft AC	CBS	\$165.00	Katz	CBS/Infinity	
KFUO	99.1	100 kw @ 1026	Classical	CNN	\$56.00	Allied		Clayton, MO
KIHT	96.3	80 kw @ 1026	Classic Hits		\$73.00	Allied	Emmis, pend.	
KLOU	103.3	100 kw @ 920	Oldies	CBS	\$81.00	Eastman	Clear Channel	
KMJM	104.9	7.8 kw @ 575	Black AC		\$150.00	Eastman	Clear Channel	Columbia, IL
KPNT	105.7	100 kw @ 1375	AOR-New Rock		\$88.00	Mc-Guild	Emmis, pend.	Ste. Genevieve
KSD	93.7	100 kw @ 860	AC/CHR		\$104.00	Eastman	Clear Channel	
KSHE	94.7	100 kw @ 1026	AOR		\$160.00	D&R	Emmis	Crestwood
KSLZ	107.7	100 kw @ 1026	CHR		\$ NA	Eastman	Clear Channel	
KXOK	97.1	100 kw @ 560	Classic AOR	ABC	\$50.00	Allied	Emmis, pend.	Florissant
KYKY	98.1	90 kw @ 1026	AC/CHR	CBS	\$180.00	Katz	CBS/Infinity	
WIL	92.3	100 kw @ 984	Country	ABC	\$160.00	Allied	Emmis, pend.	
WKXX	106.5	90 kw @ 1026	Country		\$65.00	D&R	Emmis	Granite City, IL
WVRV	101.1	44 kw @ 525	Modern AC		\$60.00	Mc-Guild	Emmis, pend.	E. St. Louis, IL
WXTM	104.1	39 kw @ 550	New Rock		\$71.00	D&R	Emmis	Jerseyville, IL

Notes: The acquisition of Sinclair Broadcast Group's St. Louis portfolio by Emmis remains the matter of lawsuits. The Sinclair portfolio is shown in the Consolidation Report as "Emmis, pend."

SALT LAKE CITY

Arbitron Rank: 35 Pop (12+): 1,256,700
 MSA Rank: 45
 MSA Pop: 1,620,000
 DMA: 36
 Average Persons Rating: 13.6
 Market TSL in Hours: 17.75

Stations: 28 / 28
 Diaries: 2,309 / 544:1 / 53.6%
 Sample Target: 2,350
 % Below Line: 0.0
 % Not Listed: 11.3
 Pop per Station: 44,882

Last Year's Revenue: \$74,400,000
 Household Income: \$49,622
 Total Retail Sales: \$15.2 Bil.
 #1 Biller: KSL \$9,525,000
 #1 Billing Portfolio
 Clear Channel, pend. \$20,255,000

12+ Metro	Format	Winter 00 1/4 Share	Fall 99	Sum 99	Spq 99	Win 99	4-Book Avg.	12+ Metro Cume / Rtg.	Fall 99	Win 99	12+ TSA AQH / Cume	Revenue Level
1 KSL-F	SAC	117 / 6.9	6.8	7.2	5.8	6.4	6.7	2363 / 18.8	18.2	16.9	H	KSL-F
2 KZHT-F	CHR	97 / 5.7	5.8	5.3	6.0	6.4	5.7	2515 / 20.0	19.1	19.9	D	KZHT-F
3 KKAT-F	C	78 / 4.6	3.5	3.6	4.3	4.1	4.0	1561 / 12.4	9.4	11.5	O	KKAT-F
4 KXRF-F	AOR-NR	76 / 4.5	3.9	4.0	4.8	4.9	4.3	1716 / 13.7	13.1	14.2	E	KXRF-F
5 KODJ-F	O	75 / 4.4	4.1	4.1	4.1	4.3	4.2	1615 / 12.8	10.6	10.9	F	KODJ-F
5 KSL	FS	75 / 4.4	7.1	6.1	5.1	5.6	5.7	1818 / 14.5	18.9	17.7	H	KSL
7 KUBL-F	C	72 / 4.2	4.5	5.1	4.7	3.7	4.6	1650 / 13.1	12.5	12.6	E	KUBL-F
8 KURR-F	CL AOR	71 / 4.2	3.1	3.4	3.1	3.6	3.4	1082 / 8.6	7.3	6.9	C	KURR-F
9 KISN-F	CHR/VAC	70 / 4.1	4.4	2.8	3.6	3.2	3.7	1775 / 14.1	13.0	13.4	F	KISN-F
10 KQMB-F	AC-NR	68 / 4.0	3.4	4.2	3.1	3.7	3.7	1998 / 15.9	14.4	14.3	C	KQMB-F
11 KRSP-F	CL AOR	67 / 3.9	4.0	3.6	2.9	4.4	3.6	1589 / 12.6	10.9	13.2	F	KRSP-F
12 KBER-F	AOR	66 / 3.9	4.1	4.0	3.4	4.2	3.8	1507 / 12.0	11.4	12.2	D	KBER-F
13 KSOP-AF	C	65 / 3.8	3.4	4.1	3.7	4.7	3.8	1347 / 10.7	9.7	11.4	F	KSOP-AF
14 KBEE-F	AC/CHR	63 / 3.7	2.7	3.0	3.0	3.6	3.1	1693 / 13.5	11.4	12.9	E	KBEE-F
15 KUUV-F	CHR/U	58 / 3.4	3.1	3.3	3.9	1.0	3.4	1312 / 10.4	9.2	2.9		KUUV-F
16 KOSY-F	SAC	52 / 3.0	3.7	2.3	2.9	3.0	3.0	1160 / 9.2	11.2	8.7		KOSY-F
17 KENZ-F	AOR-NR	50 / 2.9	3.5	4.4	4.6	4.1	3.9	1412 / 11.2	11.1	12.7	E	KENZ-F
18 KDYL	ST	44 / 2.6	3.2	2.6	2.4	3.1	2.7	685 / 5.5	5.4	7.3	B	KDYL
19 KBZN-F	J	43 / 2.5	2.8	2.1	2.0	2.3	2.4	772 / 6.1	6.3	6.4	C	KBZN-F
19 KNRS	N/T	43 / 2.5	2.7	3.3	3.4	2.8	3.0	897 / 7.1	6.9	7.7	C	KNRS
21 KFNZ	SPRTS	40 / 2.3	1.9	1.4	2.7	2.0	2.1	1030 / 8.2	6.7	8.3	D	KFNZ
22 KCPX-F	CL HITS	36 / 2.1	2.0	3.0	3.3	1.4	2.6	784 / 6.2	6.4	6.0	C	KCPX-F
23 KWLW	C/O	35 / 2.1	1.3	1.5	1.3	1.3	1.5	461 / 3.7	2.7	2.8		KWLW
24 KALL	T	27 / 1.6	2.2	2.3	2.3	2.2	2.1	564 / 4.5	5.9	5.7	D	KALL

12+ FM Share (Metro): 81.56% (1234 of 1513) (Winter 99: 77.82%)

Teens	18-34	18-49	25-49	25-54	35+	12+ AMD	12+ Mid	12+ PMD	12+ Eve	12+ Wknd
1 KZHT-F	1 KXRF-F <	1 KSL-F	1 KSL-F	1 KSL-F	1 KSL-F	1 KSL-F	1 KSL-F >	1 KSL-F <	1 KZHT-F	1 KZHT-F
2 KUUV-F >	2 KZHT-F <	2 KURR-F	2 KURR-F	2 KURR-F <	2 KSL	2 KURR-F	2 KODJ-F	2 KZHT-F	2 KUUV-F	2 KSL-F <
3 KXRF-F >	3 KBEE-F <	3 KRSP-F	3 KRSP-F	3 KODJ-F <	3 KODJ-F	2 KSL	3 KURR-F <	3 KXRF-F <	3 KXRF-F <	3 KXRF-F
4 KQMB-F >	4 KBER-F <	3 KBEE-F <	3 KBEE-F	4 KRSP-F <	4 KKAT-F <	4 KZHT-F <	4 KKAT-F <	4 KUBL-F <	4 KBER-F <	4 KBER-F
5 KBER-F	5 KUBL-F <	5 KUBL-F	5 KISN-F <	5 KKAT-F <	5 KDYL <	5 KKAT-F	5 KRSP-F <	5 KKAT-F <	5 KQMB-F	4 KUUV-F <
5 KISN-F	6 KENZ-F	5 KZHT-F <	6 KKAT-F <	6 KBEE-F	6 KRSP-F <	6 KISN-F <	6 KBEE-F	6 KQMB-F <	6 KUBL-F	6 KUBL-F <
7 KQMB-F	7 KBER-F	7 KUBL-F <	7 KUBL-F <	6 KISN-F	7 KOSY-F <	7 KRSP-F	6 KNRS <	7 KODJ-F <	6 KSL <	7 KKAT-F <
8 KURR-F	7 KKAT-F <	8 KODJ-F <	8 KODJ-F <	8 KUBL-F <	8 KNRS <	7 KXRF-F <	8 KISN-F	8 KSL	8 KFNZ <	8 KODJ-F <
8 KISN-F	9 KXRF-F <	9 KBER-F	9 KBER-F	9 KSL <	9 KURR-F	9 KODJ-F <	9 KUBL-F	9 KSOP-AF <	9 KSL-F	9 KSOP-AF <
8 KKAT-F <	10 KISN-F <	9 KQMB-F <	10 KOSY-F <	9 KSOP-AF	10 KBER-F <	9 KSOP-AF <	10 KRSP-F	10 KENZ-F <	10 KISN-F <	10 KSL <

Wom 18-24	Wom 18-34	Wom 25-34	Wom 18-49	Wom 25-54	Men 18-24	Men 18-34	Men 25-34	Men 18-49	Men 25-54	12+ Ovrnile
1 KZHT-F	1 KBEE-F <	1 KBEE-F >	1 KSL-F	1 KSL-F >	1 KXRF-F	1 KBER-F	1 KURR-F	1 KURR-F	1 KURR-F	1 KZHT-F <
2 KXRF-F	2 KZHT-F	2 KUBL-F <	2 KBEE-F <	2 KBEE-F <	2 KBER-F >	2 KXRF-F <	2 KBER-F	2 KBER-F	2 KRSP-F	2 KNRS <
2 KSL-F	3 KUBL-F	3 KISN-F	3 KISN-F	3 KISN-F	3 KZHT-F	3 KURR-F	2 KENZ-F >	3 KRSP-F	3 KBER-F <	3 KUBL-F
4 KUBL-F	3 KSL-F <	3 KKAT-F	3 KUBL-F	3 KKAT-F	4 KQMB-F	4 KENZ-F >	4 KSOP-AF <	4 KXRF-F	4 KODJ-F <	4 KSNU-F
5 KQMB-F	5 KISN-F	3 KZHT-F	3 KZHT-F <	3 KUBL-F	4 KUBL-F	5 KUBL-F	5 KRSP-F	5 KENZ-F	5 KRSP-F	5 KBER-F
5 KUUV-F	5 KKAT-F	3 KSL-F	6 KKAT-F	6 KOSY-F <	6 KURR-F	5 KSOP-AF <	5 KXRF-F <	6 KFNZ	6 KFNZ	6 KFNZ
5 KISN-F	7 KQMB-F	7 KQMB-F	7 KQMB-F	7 KODJ-F	6 KUUV-F	7 KRSP-F	7 KBEE-F	6 KSOP-AF	7 KSOP-AF	6 KFNZ
5 KKAT-F	8 KXRF-F <	8 KENZ-F	8 KOSY-F	8 KZHT-F <	6 KENZ-F	7 KZHT-F	7 KUBL-F	6 KSL-F	7 KSL <	6 KFNZ
	9 KENZ-F	9 KODJ-F	9 KODJ-F	9 KQMB-F		7 KZHT-F	7 KUBL-F	6 KSL-F	9 KAT-F	9 KCPX-F
	10 KUUV-F		10 KXRF-F	10 KSL <		9 KQMB-F >	9 KZHT-F	9 KODJ-F	9 KENZ-F	9 KENZ-F

Other Rated Stations	Metro Share	Cume Rating	TSA AQH Cume
KLO	ST	1430	Ogden 0.8 1.8
KSNU-F	B/O	107.9	Ray 0.6 1.7

SALT LAKE CITY

Consolidation Report	12+	25-54	Revenue
Citadel KBEE-AM, KBEE-FM, KBER-FM, KENZ-FM, KFNZ-AM, KUBL-FM, KWUN-AM	17.0 %	19.2 %	21.5 %
Clear Channel, pend. KALL-AM, KISN-FM, KKAT-FM, KNRS-AM, KODJ-FM, KURR-FM, KWLW-AM, KZHT-FM	29.2 %	30.9 %	27.3 %
Mercury Broadcasting, pend. KCPX-FM, KOSY-FM, KRAR-FM	5.1 %	7.1 %	2.9 %
Simmons KDYL-AM, KQMB-FM, KRSP-FM, KSFI-FM, KXRK-FM	21.9 %	19.8 %	23.9 %
	73.2 %	77.0 %	75.6 %

AM Stations

Station	Freq	Power	Format	Company	Advertiser	Agency	City
KALL	910	5 kw/1 kw (DA-2)	Talk	Westwd, ABC	\$49.00	Eastman	Clear Channel
KDYL	1280	10 kw/0.6 kw (DA-2)	Standards	CNN, Westwd	\$27.00	Katz	Simmons
KFNZ	1320	5 kw (DA-1)	Sports	1-On-1, CNN, WW1	\$ NA	Mc-Guild	Citadel
KNRS	570	5 kw (DA-1)	News/Talk	ABC	\$ NA	Eastman	Clear Channel
KSL	1160	50 kw	Full Service	CBS, ABC	\$121.00	Sentry	Bonneville
KSOP	1370	5 kw/0.5 kw (DA-N)	Simul. KSOP-F				S. Salt Lake City
KWLW	700	50 kw/1 kw (DA-2)	Classic Country		\$ NA	Eastman	Clear Channel N. Salt Lake City

FM Stations

Station	Freq	Power	Format	Company	Advertiser	Agency	City
KBEE	98.7	40 kw @ 2933	AC/CHR		\$60.00	Mc-Guild	Citadel
KBER	101.1	26.3 kw @ 3740	AOR	ABC	\$51.00	Mc-Guild	Citadel Ogden
KBZN	97.9	26.3 kw @ 3740	Jazz		\$35.00	D&R	KLO Ogden
KCPX	105.7	7.3 kw @ 3661	Classic Hits		\$40.00	Christal	Mercury, pend. Centerville
KENZ	107.5	45 kw @ 2850	AOR-New Rock		\$30.00	Allied	Citadel Orem
KISN	97.1	30 kw @ 3652	CHR/AC		\$71.00	Christal	Cir Chnl, pend.
KKAT	101.9	26.3 kw @ 3740	Country		\$86.00	Eastman	Clear Channel Ogden
KODJ	94.1	40 kw @ 3063	Oldies		\$65.00	Eastman	Clear Channel
KOSY	106.5	7.5 kw @ 2709	Soft AC		\$ NA	Christal	Mercury, pend. Spanish Fork
KQMB	102.7	47 kw @ 2699	Modern AC		\$ <20.00	Katz	Simmons Midvale
KRSP	103.5	27.5 kw @ 3630	Classic AOR		\$95.00	Katz	Simmons
KSFI	100.3	26.3 kw @ 3740	Soft AC		\$155.00	Katz	Simmons
KSOP	104.3	25.1 kw @ 3640	Country		\$78.00	Allied	
KTCE	92.3	0.58 kw @ 2162	Simul. KUUU-F				Payson
KUBL	93.3	26.3 kw @ 3740	Country	ABC	\$60.00	Mc-Guild	Citadel
KURR	99.5	40 kw @ 2953	Classic AOR		\$36.00	Eastman	Clear Channel Bountiful
KUUU	92.1	6.5 kw @ 653	Dance CHR	CNN, Westwd	\$ NA	Allied	MagMile Tooele
KXRK	96.3	38 kw @ 2952	AOR-New Rock		\$50.00	Katz	Simmons Provo
KZHT	94.9	48 kw @ 2799	CHR		\$34.00	Eastman	Clear Channel Provo

Notes: 5/00 KISN-F sold by Trumper to Clear Channel for \$63,000,000; Trumper's other properties in the market, KCPX-F, KOSY-F and KRAR-F, were sold to Mercury Broadcasting (Van Archer) for \$66,500,000

SAN ANTONIO

Arbitron Rank: 32 **Pop (12+):** 1,352,400
MSA Rank: 35
MSA Pop: 1,550,000
DMA: 37
Average Persons Rating: 16.1
Market TSL in Hours: 21.50

Stations: 32 / 30
Diaries: 2,737 / 494:1 / 48.3%
Sample Target: 2,680
% Below Line: 0.9
% Not Listed: 10.8
Pop per Station: 45,080

Last Year's Revenue: \$73,600,000
Household Income: \$38,829
Total Retail Sales: \$15.6 Bil.
#1 Biller: KXTN-AF \$8,900,000
#1 Billing Portfolio
 Cox Radio \$23,545,000

12+ Metro	Format	Winter 00 1/4 Share	Fall 99	Sum 99	Spq 99	Win 99	4-Book Avg.	12+ Metro Cume / Rtg.	Fall 99	Win 99	12+ TSA AQH / Cume	Revenue Level	
1	KTFM-F	CHR/U	215 / 9.9	9.8	9.7	11.3	9.4	10.2	3063 / 22.7	23.8	22.9	H	KTFM-F
2	KISS-F	AOR	168 / 7.7	8.1	7.6	7.5	5.8	7.7	2546 / 18.8	18.6	15.3	G	KISS-F
3	KXXM-F	CHR	145 / 6.7	7.6	6.8	7.6	8.4	7.2	2982 / 22.0	23.1	22.6		KXXM-F
4	KONO-AF	O	122 / 5.6	5.0	5.4	5.5	6.3	5.4	2037 / 15.1	13.4	13.1	E	KONO-AF
5	KXTN-F	SP-TJ	113 / 5.2	6.8	5.7	6.4	4.7	6.0	1691 / 12.5	13.9	11.6	H	KXTN-F
6	KZEP-F	CL AOR	110 / 5.0	6.7	5.9	6.3	7.0	6.0	1788 / 13.2	15.0	14.5	G	KZEP-F
7	KAJA-F	C	108 / 5.0	4.4	5.3	3.9	4.2	4.6	1745 / 12.9	12.3	11.6	G	KAJA-F
8	KCYF-F	C	104 / 4.8	4.6	5.2	4.4	4.0	4.7	1719 / 12.7	13.2	13.4	G	KCYF-F
9	KSMG-F	AC	101 / 4.6	4.3	3.7	4.6	4.3	4.3	1805 / 13.3	13.7	14.7	G	KSMG-F
10	KQXT-F	SAC	89 / 4.1	3.7	4.2	3.2	4.2	3.8	1354 / 10.0	9.8	10.0	E	KQXT-F
11	WOAI	N/T	88 / 4.0	3.7	3.6	3.9	3.4	3.8	1565 / 11.6	11.2	10.6	F	WOAI
12	KTSA	T	75 / 3.4	3.3	3.5	3.7	5.7	3.5	1080 / 8.0	7.5	9.4	F	KTSA
13	KROM-F	SP	73 / 3.3	3.1	3.7	2.8	4.0	3.2	995 / 7.4	7.1	8.8	F	KROM-F
14	KCJZ-F	B/O	65 / 3.0	3.6	4.7	2.2	2.6	3.4	1174 / 8.7	9.4	6.7	C	KCJZ-F
15	KLEY-F	SP-R	63 / 2.9	2.6	1.9	2.5	3.5	2.5	969 / 7.2	6.1	7.3	C	KLEY-F
16	KCOR	SP	45 / 2.1	0.8	1.6	0.8	2.1	1.3	559 / 4.1	3.1	3.5	C	KCOR
17	KKYX	C/O	42 / 1.9	1.6	2.0	1.6	1.8	1.8	532 / 3.9	3.9	3.7	B	KKYX
18	KLUP	ST	36 / 1.7	1.6	2.4	2.6	2.1	2.1	692 / 5.1	4.0	4.6	B	KLUP
19	KSJL-AF	B	35 / 1.6	1.8	1.6	2.1	1.6	1.8	459 / 3.4	3.3	3.2	C	KSJL-AF
20	KEDA	SP	23 / 1.1	0.9	0.8	1.5	0.8	1.1	267 / 2.0	2.4	2.3	A	KEDA
21	KBUC-F	C	22 / 1.0	0.5	0.3	0.3		0.5	192 / 1.4	1.6			KBUC-F

12+ FM Share (Metro): 78.92% (1535 of 1945) (Winter 99: 76.74%)

Teens	18-34	18-49	25-49	25-54	35+	12+ AMD	12+ Mid	12+ PMD	12+ Eve	12+ Wknd
1 KTFM-F >	1 KISS-F <	1 KISS-F <	1 KISS-F <	1 KISS-F	1 KONO-AF	1 KTFM-F	1 KISS-F <	1 KTFM-F	1 KTFM-F >	1 KTFM-F
2 KXOM-F	2 KTFM-F	2 KTFM-F	2 KTFM-F <	1 KONO-AF <	2 KXTN-F	2 KISS-F	2 KONO-AF <	2 KXOM-F <	2 KISS-F <	2 KISS-F <
3 KISS-F >>>	3 KXOM-F >	3 KZEP-F	3 KZEP-F <	3 KZEP-F <	3 WOAI	3 KXOM-F <	3 WOAI <	3 KISS-F	3 KXOM-F	3 KXOM-F
4 KZEP-F <	3 KXOM-F <	4 KSMG-F	4 KTFM-F <	4 KQXT-F <	4 KAJA-F <	4 KZEP-F <	4 KZEP-F <	4 KONO-AF <	4 KQXT-F	4 KXTN-F
5 KSMG-F	5 KSMG-F	5 KXOM-F	5 KSMG-F	5 KSMG-F	5 KTSA	5 KCYY-F <	5 KTFM-F <	5 KCYY-F <	5 KZEP-F <	5 KONO-AF
6 KAJA-F <	6 KAJA-F	6 KAJA-F <	6 KXOM-F <	6 KAJA-F <	6 KONO-AF <	6 KSMG-F <	6 KZEP-F <	6 KONO-AF <	6 KONO-AF <	6 KCYY-F <
7 KCYY-F >	7 KCYY-F	7 KCYY-F <	7 KCYY-F	7 KCYY-F	7 KCYY-F <	7 KSMG-F <	7 KXTN-F <	7 KAJA-F <	7 KXTN-F <	7 KZEP-F <
8 KXTN-F	8 KONO-AF <	7 KXTN-F	8 KONO-AF <	7 KXTN-F	8 KZEP-F <	8 KXTN-F <	8 KXOM-F <	8 KSMG-F <	8 KAJA-F	8 KLEY-F
8 KONO-AF	9 KXTN-F <	7 KAJA-F	9 KXTN-F <	7 KAJA-F	9 KROM-F	9 KZEP-F <	9 KXTN-F <	9 KAJA-F	8 KXTN-F <	8 KAJA-F
10 KCJZ-F	10 KCJZ-F	10 KCJZ-F <	10 KCJZ-F <	9 KSMG-F <	10 KTSA <	10 KQXT-F <	10 KTSA	10 KCYY-F <	10 KROM-F	

Wom 18-24	Wom 18-34	Wom 25-34	Wom 18-49	Wom 25-54	Men 18-24	Men 18-34	Men 25-34	Men 18-49	Men 25-54	12+ Ovrnite
1 KXOM-F <	1 KXOM-F <	1 KXOM-F	1 KTFM-F	1 KTFM-F	1 KISS-F >	1 KISS-F >	1 KISS-F	1 KISS-F >	1 KISS-F <	1 KTFM-F >>
2 KTFM-F >	2 KTFM-F >	1 KTFM-F >	2 KXOM-F	2 KXOM-F	2 KTFM-F >	2 KTFM-F	2 KZEP-F	2 KZEP-F >	2 KZEP-F	2 KISS-F <
3 KISS-F >	3 KSMG-F	3 KSMG-F	3 KSMG-F	2 KSMG-F <	3 KAJA-F	3 KZEP-F >	3 KTFM-F	3 KTFM-F	3 KONO-AF	3 KAJA-F
4 KAJA-F	4 KISS-F	4 KCYY-F >	4 KAJA-F	4 KONO-AF	4 KXOM-F	4 KAJA-F <	4 KSMG-F >	4 KSMG-F	4 KXTN-F <	4 KXTN-F <
4 KSMG-F	5 KCYY-F <	5 KISS-F	5 KCYY-F <	4 KAJA-F <	5 KCYY-F	5 KXOM-F	5 KXOM-F	5 KCYY-F <	5 KXTN-F <	5 KCYY-F
6 KZEP-F >	6 KAJA-F	5 KAJA-F	6 KISS-F	6 KCYY-F	5 KZEP-F >	5 KSMG-F	6 KAJA-F	6 KXOM-F <	6 KTFM-F <	5 KXOM-F
7 KZEP-F	7 KCJZ-F	6 KONO-AF <	7 KQXT-F	7 KQXT-F	7 KCYY-F	6 KCJZ-F	7 KAJA-F <	7 WOAI <	7 WOAI <	5 KTSA <
8 KQXT-F	8 KQXT-F	8 KQXT-F <	7 KXTN-F	8 KQXT-F <	7 KXTN-F	6 KCYY-F	6 KCYY-F	8 KXTN-F	8 KCYY-F <	8 KSMG-F
8 KZEP-F	9 KZEP-F	9 KZEP-F	9 KCJZ-F	9 KCJZ-F	9 KCJZ-F <	8 KLEY-F	8 KLEY-F	8 KROM-F	9 KROM-F <	
8 KLEY-F	9 KXTN-F <	10 KZEP-F			10 KROM-F			10 KONO-AF <		

Other Rated Stations				Metro Share	Cume Rating	TSA AQH Cume	Other Rated Stations--Outside Market				Metro Share	Cume Rating	TSA AQH Cume
KCHL	B/G	1480	San Antonio	0.4	0.7		KEYI-F	O	103.5	San Marcos	0.5	1.6	
KDRY	REL	1100	Alamo Heights	0.3	1.3		KROX-F	AOR-NR	101.5	Giddings	0.4	1.8	
KRNH-F	C	95.1	Comfort	0.4	0.5								
KSAH	SP-C	720	Universal City	0.6	1.5								
KSLR	REL	630	San Antonio	0.8	2.3								
KTKR	SPRTS	760	San Antonio	0.7	2.2								
KZDC	SP-NT	1250	San Antonio	0.6	1.5								

SAN ANTONIO

Consolidation Report	12+	25-54	Revenue
Clear Channel	22.1 %	21.7 %	20.8 %
KAJA-FM, KQXT-FM, KSJL-AF, KTKR-AM, KXXM-FM, WOAI-AM			
Cox Radio	29.3 %	32.4 %	32.0 %
KCJZ-FM, KCYY-FM, KISS-FM, KKYX-AM, KLUP-AM, KONO-AF, KSMG-FM			
Hispanic	10.6 %	10.6 %	19.5 %
KCOR-AM, KROM-FM, KXTN-AM, KXTN-FM			
	62.0 %	64.7 %	72.3 %

AM Stations

Call	Freq	Power	Day	Genre	Value	Buyer	Station	Notes
KCOR	1350	5 kw	(DA-N)	Hispanic	\$32.00	Katz	Hispanic	
KEDA	1540	5 kw/1 kw	(DA-2)	Hispanic	\$ NA	Caballero	Davila	
KKYX	680	50 kw/10 kw	(DA-N)	Classic Country	Westwd \$30.00	Katz	Cox Radio	
KLUP	930	5 kw/1 kw	(DA-N)	Standards	\$24.00	CBS	Cox Radio	
KONO	860	5 kw/0.9 kw	(DA-N)	Simul. KONO-F				
KSJL	810	0.25 kw	(DA-2)	Simul. KSJL-F				Somerset
KTSA	560	5 kw	(DA-N)	Talk	ABC \$61.00	Eastman	CBS/Infinity, pend.	
WOAI	1200	50 kw		News/Talk	ABC, ESPN \$87.00	Clr Chnl	Clear Channel	

FM Stations

Call	Freq	Power	Day	Genre	Value	Buyer	Station	Notes
KAJA	97.3	100 kw	@ 984	Country	\$85.00	Clr Chnl	Clear Channel	
KBUC	98.3	3 kw	@ 300	Country		Riley		Pleasanton
KCJZ	106.7	100 kw	@ 1016	Black Oldies	\$45.00	Katz	Cox Radio	Terrell Hills
KCYY	100.3	100 kw	@ 984	Country	\$131.00	Katz	Cox Radio	
KISS	99.5	100 kw	@ 1111	AOR	\$110.00	Christal	Cox Radio	
KLEY	94.1	22 kw	@ 696	Hispanic	\$34.00	Caballero	SBS	Floresville
KONO	101.1	100 kw	@ 1368	Oldies	Westwd \$54.00	Katz	Cox Radio	Helotes
KQXT	101.9	100 kw	@ 672	Soft AC	\$87.00	Clr Chnl	Clear Channel	
KROM	92.9	100 kw	@ 1016	Hispanic	\$39.00	Katz	Hispanic	
KSJL	92.5	50 kw	@ 492	Urban	ABC \$35.00	Clr Chnl	Clear Channel	Devine
KSMG	105.3	100 kw	@ 1250	AC	\$83.00	Christal	Cox Radio	Seguin
KTFM	102.7	100 kw	@ 672	CHR/Urban	\$105.00	Christal	CBS/Infinity, pend.	
KXTN	107.5	100 kw	@ 1470	Hispanic-Tejano	\$156.00	Katz	Hispanic	
KXXM	96.1	100 kw	@ 597	CHR	\$ NA	Clr Chnl	Clear Channel	
KZEP	104.5	100 kw	@ 660	Classic AOR	\$71.00	D&R	Lotus	

Notes: KSJL (AM) is LMA'd to Clear Channel . . . 3/00 KTSA/KTFM-F sold by Waterman to CBS/Infinity for \$90,000,000 in stock . . . 4/00 KZDC sold by Lotus to Radio Unica for \$1,800,000 . . . 5/00 KSAH sold by Rodriguez to Spanish Broadcasting as part of a \$165,200,000 cash & stock multi-market transaction

SAN DIEGO

Arbitron Rank: 15 **Pop (12+):** 2,399,600
MSA Rank: 14
MSA Pop: 2,790,000
DMA: 26
Average Persons Rating: 14.5
Market TSL in Hours: 19.50

Stations: 40 / 33
Diaries: 3,363 / 714:1 / 50.7%
Sample Target: 3,270
% Below Line: 5.8
% Not Listed: 11.0
Pop per Station: 72,715

Last Year's Revenue: \$139,900,000
Household Income: \$47,242
Total Retail Sales: \$26.9 Bil.
#1 Billing: KFMB \$15,413,000
#1 Billing Portfolio
Clear Channel \$54,210,000

12+ Metro	Format	Winter 00 1/4 Share	Fall 99	Sum 99	Spg 99	Win 99	4-Book Avg.	12+ Metro Cume / Rtg.	Fall 99	Win 99	12+ TSA AQH / Cume	Revenue Level	
1	KYXY-F	AC	206 / 5.9	5.0	5.0	4.5	5.6	5.1	3127 / 13.0	12.5	13.3	I	KYXY-F
2	KFMB-F	AC/CHR	174 / 5.0	4.4	4.8	4.9	5.1	4.8	3511 / 14.6	14.3	15.6	I	KFMB-F
3	KHTS-F	CHR	171 / 4.9	5.1	5.7	4.6	4.6	5.1	4337 / 18.1	17.4	17.0	G	KHTS-F
4	KIFM-F	J	168 / 4.8	4.6	3.6	3.7	3.6	4.2	2476 / 10.3	11.1	8.8	G	KIFM-F
4	XTRA-F	AOR-NR	168 / 4.8	4.6	5.1	4.8	4.6	4.8	3612 / 15.1	15.2	14.4	F	XTRA-F
6	KOGO	N/T	165 / 4.8	5.5	5.3	5.0	5.4	5.1	2393 / 10.0	11.2	10.9	G	KOGO
7	KIOZ-F	AOR	152 / 4.4	3.9	4.1	4.7	4.1	4.3	2701 / 11.3	10.7	10.6	H	KIOZ-F
8	KSON-F	C	148 / 4.3	5.7	5.9	5.3	5.5	5.3	2730 / 11.4	12.7	11.9	I*	KSON-F
9	KGB-F	CL AOR	143 / 4.1	4.4	3.8	3.7	4.0	4.0	2641 / 11.0	11.1	10.6	H	KGB-F
10	XHTZ-F	CHR/U	142 / 4.1	4.4	4.9	4.2	5.0	4.4	3482 / 14.5	12.7	13.7	G	XHTZ-F
11	XHRM-F	B/A/C	135 / 3.9	3.3	3.9	4.2	4.3	3.8	2571 / 10.7	9.8	11.2	F	XHRM-F
12	KJQY-F	SAC	113 / 3.3	2.6	2.8	2.7	2.6	2.8	2091 / 8.7	7.4	9.0	D	KJQY-F
12	KLNV-F	SP-R	113 / 3.3	2.8	3.3	3.4	3.7	3.2	1497 / 6.2	5.9	7.1	C^	KLNV-F
14	KBZT-F	O	93 / 2.7	2.0	2.3	2.7	2.7	2.4	1907 / 7.9	7.9	8.4	G	KBZT-F
15	KMSX-F	AC/CHR	87 / 2.5	2.1	2.7	2.8	2.7	2.5	2229 / 9.3	7.9	8.6	D	KMSX-F
16	KPOP	ST	74 / 2.1	2.5	3.4	2.9	3.6	2.7	1003 / 4.2	4.3	5.3	D	KPOP
16	KFMB	FS/T	74 / 2.1	2.9	4.1	4.4	2.5	3.4	1540 / 6.4	9.9	7.8	J	KFMB
18	XTRA	SPR/TS	73 / 2.1	2.3	1.6	1.8	2.0	2.0	1400 / 5.8	6.4	6.2	H	XTRA
19	KPLN-F	CL HITS	66 / 1.9	2.5	2.2	2.1	1.9	2.2	1578 / 6.6	6.4	7.4	E	KPLN-F
20	XHCR-F	C	64 / 1.8	1.0	1.2	0.9	1.1	1.2	979 / 4.1	4.1	3.7		XHCR-F
21	KFI	T	61 / 1.8	1.9	1.2	1.7	1.6	1.6	987 / 4.1	5.3	5.3		KFI
22	KFSD-F	CL	52 / 1.5	1.5	1.2	1.4	1.3	1.4	782 / 3.3	4.3	4.1	C	KFSD-F
23	KNX	N	44 / 1.3	0.6	0.8	1.1	0.9	1.0	782 / 3.3	3.2	3.8		KNX
24	KLQV-F	SP-C	40 / 1.2	1.5	1.4	1.5	1.7	1.4	850 / 3.5	3.4	3.9	^	KLQV-F
25	KXST-F	AOR-P	38 / 1.1	2.1	1.5	1.8	1.4	1.6	903 / 3.8	5.3	5.0	D	KXST-F
25	XBAC	CL	38 / 1.1	0.9	1.0	1.0	0.8	1.0	578 / 2.4	2.1	3.1		XBAC
27	XLTN-F	SP-C	37 / 1.1	1.0	1.0	1.3	1.1	1.1	687 / 2.9	3.2	2.9	C	XLTN-F

12+ FM Share (Metro): 78.07% (2410 of 3087) (Winter 99: 77.12%)

Teens	18-34	18-49	25-49	25-54	35+	12+ AMD	12+ Mid	12+ PMD	12+ Eve	12+ Wknd
1 KHTS-F >	1 XTRA-F	1 KFMB-F <	1 KFMB-F	1 KFMB-F <	1 KOGO <	1 KFMB-F <	1 KYXY-F	1 KHTS-F <	1 KHTS-F	1 KHTS-F <
2 XHTZ-F >	2 KIOZ-F	2 XTRA-F <	2 KGB-F <	2 KYXY-F <	2 KYXY-F <	2 KGB-F	2 KOGO	2 KYXY-F <	2 XHTZ-F	2 KYXY-F
3 XTRA-F >	3 KFMB-F <	3 KIOZ-F <	3 KYXY-F	3 KGB-F <	3 KIFM-F >	3 KIOZ-F <	3 KIFM-F <	3 XTRA-F	3 KYXY-F	3 KIFM-F
4 KIOZ-F >	4 XHTZ-F >	4 KGB-F <	4 KIFM-F <	4 KIFM-F	4 KSON-F >	4 KOGO <	4 KFMB-F <	3 KSON-F <	4 XTRA-F	4 XHRM-F <
	5 KHTS-F	5 KYXY-F	5 KIOZ-F	5 KIOZ-F <	5 KJQY-F	5 KYXY-F <	5 XTRA-F	5 KIFM-F <	4 KIFM-F	5 XHTZ-F <
	6 KGB-F <	6 KHTS-F	6 XTRA-F <	6 KSON-F <	6 KFMB-F	6 XTRA-F	6 KSON-F <	6 KFMB-F <	6 KSON-F <	6 XTRA-F
	7 KYXY-F <	6 XHTZ-F <	7 KSON-F	7 XHRM-F	6 KGB-F <	7 KSON-F	7 KIOZ-F	7 XHTZ-F <	7 XHRM-F <	6 KLN-V <
	8 XHRM-F	8 KIFM-F <	8 KLN-V-F <	7 XTRA-F <	8 XHRM-F <	7 KHTS-F	7 KJQY-F <	8 KIOZ-F <	8 KIOZ-F <	8 KSON-F <
	8 KLN-V-F <	9 KSON-F <	9 XHRM-F <	9 KJQY-F <	9 KBZT-F	7 KLN-V-F <	9 XHRM-F <	9 KOGO	9 KOGO	9 KJQY-F
	10 KMSX-F <	10 KLN-V-F <	10 KJQY-F <	10 KLN-V-F <	9 KFMB <	10 KIFM-F	10 KHTS-F <	10 KLN-V-F	10 KLN-V-F	10 KIOZ-F

Wom 18-24	Wom 18-34	Wom 25-34	Wom 18-49	Wom 25-54	Men 18-24	Men 18-34	Men 25-34	Men 18-49	Men 25-54	12+ Ovrnite
1 KHTS-F <	1 KHTS-F <	1 KFMB-F	1 KFMB-F <	1 KFMB-F <	1 XTRA-F	1 KIOZ-F <	1 KIOZ-F	1 KIOZ-F <	1 KGB-F	1 KOGO >
2 XHTZ-F	2 KFMB-F <	2 KYXY-F <	2 KYXY-F	2 KYXY-F >	2 KIOZ-F <	2 XTRA-F >	2 XTRA-F	2 KGB-F <	2 KIOZ-F	2 KYXY-F >
3 XTRA-F	3 XTRA-F <	3 XTRA-F <	3 KHTS-F	3 KSON-F <	3 XHTZ-F >	3 KGB-F <	3 KGB-F <	3 XTRA-F >	3 KIFM-F	3 KHTS-F
4 KLN-V-F	4 XHTZ-F <	4 KHTS-F <	4 XHRM-F	4 KHTS-F	4 KHTS-F	4 XHTZ-F	4 XHTZ-F >	4 KIFM-F >	4 KFMB-F	4 KSON-F <
4 XHRM-F <	5 KYXY-F	5 KMSX-F	4 KSON-F	5 KIFM-F <	5 KGB-F >	5 KFMB-F >	5 XHTZ-F	5 KFMB-F	4 XTRA-F <	5 KLN-V-F <
6 KYXY-F <	6 XHRM-F <	6 XHRM-F <	6 KMSX-F	6 KJQY-F <	6 XHCR-F	6 KHTS-F	6 KIFM-F	5 XHTZ-F	6 XTRA	6 XHRM-F
7 KFMB-F	7 KMSX-F <	7 XHTZ-F	6 XTRA-F <	7 KMSX-F	6 KLN-V-F	7 KLN-V-F <	6 KSON-F <	7 XTRA <	7 KLN-V-F	6 XHTZ-F
8 KIOZ-F	8 KLN-V-F	8 KSON-F	8 KLN-V-F	8 KHTS-F	6 KFMB-F	8 KLN-V-F	8 XTRA	8 KLN-V-F	7 KYXY-F <	6 XTRA-F <
9 KSON-F	9 KSON-F	9 KLN-V-F	8 XHTZ-F <	9 KLN-V-F			8 KLN-V-F	9 KSON-F <	9 KPLN-F <	9 KSDO
10 KMSX-F	10 KIOZ-F >		10 KJQY-F <	9 KBZT-F			10 KMSX-F	10 KYXY-F <	10 KSON-F	9 KIOZ-F <

SAN DIEGO

Other Rated Stations				Metro Share	Cume Rating	TSA AQH Cume	Consolidation Report			
KCBQ	T	1170	San Diego	0.4	1.0		Astor	2.2 %	1.0 %	13.8 %
KPRZ	REL	1210	San Marcos	0.7	2.2		KCEO-AM, KFSD-FM, KSPA-AM			
KSDO	T	1130	San Diego	0.9	2.8		CBS/Infinity, pend.	7.8 %	9.3 %	11.3 %
KSON	KIDS	1240	San Diego	0.3	1.5		KPLN-FM, KYXY-FM			
KSPA	ST	1450	Escondido	0.7	1.6		Clear Channel	36.9 %	35.8 %	40.5 %
XEMO	SP	860	Tijuana, MX	0.3	0.9		KGB-FM, KHTS-FM, KIOZ-FM, KJQY-FM, KMSX-FM, KOGO-AM, KPOP-AM, XHRM-FM, XTRA-AM, XTRA-FM			
XMOR-F	SP-C	98.9	Tijuana, MX	0.7	1.6		Hispanic	4.5 %	5.0 %	0.9 %
XPRS	SP	1090	Rosario, MX	0.4	0.9		KLNV-FM, KLQV-FM			
Other Rated Stations—Outside Market				Metro Share	Cume Rating	TSA AQH Cume	Jefferson-Pilot	12.1 %	13.5 %	18.9 %
KBZT-F	B	92.3	Los Angeles	0.4	1.8		KBZT-FM, KIFM-FM, KSON-AM, KSON-FM			
KSSE-F	SP-C	97.5	Riverside	0.6	1.2			63.5 %	64.6 %	85.4 %
KWVE-F	REL	107.9	San Clemente	0.3	1.4					
XHTY-F	C	99.7	Tijuana, MX	0.9	1.7					
XKAM	SP-NT	950	Tijuana, MX	0.5	0.8					

AM Stations

Station	Power	Frequency	Format	Advertiser	Agency	City
KFMB	760	5 kw/50 kw (DA-N)	Full Service/Talk	CBS	Mc-Guid	Midwest TV
KOGO	600	5 kw (DA-1)	News/Talk	CNN, ABC, WW1	Katz	Clear Channel
KPOP	1360	5 kw/1 kw	Standards	Westwd, JRN, CNN	Katz	Clear Channel
XBAC	540	1 kw	Classical	\$ NA	Mc-Guid	ML Wilson (LMA) Tijuana, MX
XTRA	690	77 kw/50 kw (DA-2)	Sports	CBS, ESPN	Katz	Clr Chnl (LMA) Tijuana, MX

FM Stations

Station	Power	Frequency	Format	Advertiser	Agency	City
KBZT	94.9	22 kw @ 702	Oldies	\$130.00	Banner	Jefferson-Pilot
KFMB	100.7	30 kw @ 620	AC/CHR	\$94.00	Mc-Guid	Midwest TV
KFSD	92.1	0.58 kw @ 1024	Classical	Westwd	\$ NA	Astor Escondido
KGB	101.5	50 kw @ 500	Classic AOR	\$110.00	Eastman	Clear Channel
KHTS	93.3	1.8 kw @ 1886	CHR	\$ NA	Eastman	Clear Channel El Cajon
KIFM	98.1	28 kw @ 640	Jazz	\$120.00	CBS	Jefferson-Pilot
KIOZ	105.3	29 kw @ 620	AOR	\$107.00	Eastman	Clear Channel
KJQY	94.1	100 kw @ 640	Soft AC	\$ 55.00	Eastman	Clear Channel
KLNV	106.5	50 kw @ 440	Hispanic Regional	\$ NA	Katz Hisp.	Hispanic
KLQV	102.9	32 kw @ 617	Hispanic-Contemp.	\$ NA	Katz Hisp.	Hispanic
KMSX	95.7	29 kw @ 640	AC/CHR	\$ NA	Katz	Clear Channel Carlsbad
KPLN	103.7	36 kw @ 578	Classic Hits	AMFM	\$60.00	Christal CBS/Infinity, pend.
KSON	97.3	50 kw @ 440	Country	\$230.00	Banner	Jefferson-Pilot
KXST	102.1	14.5 kw @ 817	Progressive AOR	\$77.00	Christal	Compass Oceanside
KYXY	96.5	41 kw @ 540	AC	AMFM	\$214.00	Christal CBS/Infinity, pend.
XHCR	99.3	25 kw @ 328	Country	\$50.00	Sentry	XHTZ-F/XLTN-F Tijuana
XHRM	92.5	50 kw @ 650	Black AC	\$65.00	Katz	Clr Chnl (LMA) Tijuana
XHTZ	90.3	93 kw @ 840	CHR/Urban	\$125.00	Sentry	XHCR-F/XLTN-F Tijuana
XLTN	104.5	57 kw @ 721	Hispanic-Contemp.	\$ NA	Katz Hisp.	XHCR-F/XHTZ-F Tijuana
XTRA	91.1	100 kw @ 791	New Rock	\$130.00	Eastman	Clr Chnl (LMA) Tijuana

Notes: * KSON-F revenue level includes KSON revenue; ^ KLN-F revenue level includes KLQV-F revenue level

SAN FRANCISCO

Arbitron Rank: 4 Pop (12+): 5,812,200
 MSA Rank: 28-SF; 20-Oakland
 MSA Pop: 5,240,000
 DMA: 5
 Average Persons Rating: 14.2
 Market TSL In Hours: 19.00

Stations: 41 / 41
 Diaries: 6,676 / 871:1 / 52.0%
 Sample Target: 5,100
 % Below Line: 0.0
 % Not Listed: 19.8
 Pop per Station: 141,761

Last Year's Revenue: \$308,700,000
 Household Income: \$63,060
 Total Retail Sales: \$69.9 Bil.
 #1 Biller: KGO \$36,000,000
 #1 Billing Portfolio
 Clear Channel \$80,800,000

12+ Metro	Format	Winter 00 1/4 Share	Fall 99	Sum 99	Spq 99	Win 99	4-Book Avg.	12+ Metro Cume / Rtg.	Fall 99	Win 99	12+ TSA AQH / Cume	Revenue Level	
1	KGO	T	572 / 6.9	6.0	6.2	6.7	6.4	6.5	8613 / 14.8	15.9	14.9	L	KGO
2	KCBS	NT	408 / 4.9	4.3	4.4	4.2	4.3	4.5	8904 / 15.3	15.6	15.1	K	KCBS
3	KOIT-AF	SAC	340 / 4.1	4.5	4.1	4.2	4.7	4.2	6104 / 10.5	11.5	12.3	J	KOIT-AF
4	KFRC-AF	O	294 / 3.6	2.9	3.4	3.8	3.3	3.4	5424 / 9.3	8.4	9.2	J	KFRC-AF
5	KYLD-F	U/CHR	291 / 3.5	3.7	3.9	4.0	4.0	3.8	6598 / 11.4	11.5	11.8	I	KYLD-F
6	KDFC-F	CL	279 / 3.4	4.5	3.2	3.4	3.3	3.6	5342 / 9.2	9.7	8.6	G	KDFC-F
7	KMEL-F	CHR/U	277 / 3.4	3.3	3.5	3.3	3.4	3.4	5556 / 9.6	9.1	10.5	J	KMEL-F
8	KFOG-FF	AOR-P	276 / 3.3	2.6	3.2	2.6	2.9	2.9	5084 / 8.7	7.5	8.1	K	KFOG-FF
9	KKSF-F	J	263 / 3.2	3.7	3.2	3.3	3.3	3.3	4540 / 7.8	8.4	7.9	J	KKSF-F
10	KISQ-F	B/O	247 / 3.0	3.1	2.9	2.4	3.4	2.8	5216 / 9.0	9.1	8.6	I	KISQ-F
11	KSOL-FF	SP-R	244 / 3.0	2.5	2.2	2.0	2.3	2.4	2500 / 4.3	5.1	4.0	G	KSOL-FF
12	KSFO	T	240 / 2.9	3.3	2.8	3.1	2.6	3.0	2919 / 5.0	5.4	5.3	H	KSFO
13	KBLX-F	B/AC	235 / 2.8	3.3	2.9	2.8	2.9	3.0	3722 / 6.4	7.0	7.0	I	KBLX-F
14	KZQZ-F	CHR	230 / 2.8	2.6	3.1	3.0	2.9	2.9	6682 / 11.5	10.7	11.0	G	KZQZ-F
15	KNBR	SPRTS	204 / 2.5	3.0	4.0	2.9	3.3	3.1	4282 / 7.4	8.8	9.5	L	KNBR
16	KLLC-F	AC-NR	199 / 2.4	2.4	2.9	2.9	2.7	2.7	4931 / 8.5	9.1	9.8	I	KLLC-F
17	KIOI-F	AC/CHR	197 / 2.4	2.7	2.6	2.7	2.8	2.6	4699 / 8.1	8.4	9.0	J	KIOI-F
17	KITS-F	AOR-NR	197 / 2.4	2.5	2.6	2.9	2.9	2.6	4948 / 8.5	8.8	10.0	H	KITS-F
19	KSJO-F	AOR	174 / 2.1	2.1	2.1	2.4	2.1	2.2	3243 / 5.6	6.0	5.5		KSJO-F
20	KBRG-F	SP-C	170 / 2.1	2.0	1.5	1.7	1.7	1.8	2182 / 3.8	3.8	3.1		KBRG-F
21	KYCY-F	C	153 / 1.9	1.9	1.2	1.4	1.7	1.6	2445 / 4.2	4.7	4.5	G	KYCY-F
22	KABL	ST	140 / 1.7	1.9	2.4	2.2	3.1	2.0	2668 / 4.6	4.7	5.8	D	KABL
23	KIQI	SP-NT	101 / 1.2	0.9	0.9	1.2	1.0	1.1	1381 / 2.4	2.0	1.8	C	KIQI
24	KUFX-F	CL AOR	97 / 1.2	1.0	1.2	1.2	1.2	1.1	2193 / 3.8	3.9	3.8		KUFX-F
25	KSAN-F	CL AOR	95 / 1.2	1.2	1.3	1.5	1.2	1.3	2508 / 4.3	5.1	5.2	F	KSAN-F

12+ FM Share (Metro): 70.31% (4651 of 6615) (Winter 99: 72.81%)

Teens	18-34	18-49	25-49	25-54	35+	12+ AMD	12+ Mid	12+ PMD	12+ Eve	12+ Wknd
1 KYLD-F	1 KYLD-F <	1 KFOG-FF	1 KFOG-FF	1 KGO <	1 KGO >	1 KGO	1 KGO >	1 KGO	1 KGO	1 KGO >
2 KMEL-F	2 KMEL-F	2 KSOL-FF <	2 KGO <	2 KFOG-FF <	2 KCBS	2 KCBS >	2 KOIT-AF <	2 KCBS	2 KYLD-F	2 KCBS <
3 KZQZ-F >	3 KZQZ-F	3 KOIT-AF <	3 KOIT-AF <	3 KOIT-AF	3 KOIT-AF <	3 KSOL-FF <	3 KCBS <	2 KSFO <	3 KMEL-F	3 KDFC-F
4 KITS-F >>>	3 KSOL-FF <	3 KYLD-F <	4 KISQ-F <	4 KKSF-F <	4 KFRC-AF	4 KYLD-F <	4 KFRC-AF <	4 KOIT-AF	4 KOIT-AF <	4 KFRC-AF
	5 KSJO-F	5 KGO	5 KLLC-F	5 KFRC-AF	4 KDFC-F	5 KOIT-AF	5 KKSF-F <	5 KMEL-F <	5 KZQZ-F <	4 KOIT-AF
	5 KLLC-F <	5 KMEL-F	5 KSOL-FF	5 KISQ-F <	6 KSFO	6 KFRC-AF	6 KFOG-FF	6 KFOG-FF <	6 KDFC-F <	4 KMEL-F <
	7 KITS-F	5 KISQ-F <	5 KKSF-F <	7 KCBS <	7 KKSF-F	6 KITS-F <	7 KISQ-F <	7 KYLD-F	7 KITS-F	7 KYLD-F <
	8 KFOG-FF	8 KLLC-F <	8 KBLX-F <	8 KBLX-F	8 KFOG-FF	8 KLLC-F <	8 KDFC-F	7 KFRC-AF	8 KBLX-F <	8 KKSF-F <
	9 KIOI-F <	9 KBLX-F <	9 KFRC-AF <	8 KSOL-FF <	8 KBLX-F <	9 KSFO <	8 KNBR	7 KZQZ-F <	9 KCBS <	9 KZQZ-F
	10 KISQ-F <	10 KZQZ-F <	10 KCBS <	10 KLLC-F <	10 KNBR	10 KFOG-FF <	10 KMEL-F <	10 KISQ-F <	10 KSOL-FF <	9 KSOL-FF <
				11 KIOI-F						

Wom 18-24	Wom 18-34	Wom 25-34	Wom 18-49	Wom 25-54	Men 18-24	Men 18-34	Men 25-34	Men 18-49	Men 25-54	12+ Ovrnite
1 KYLD-F	1 KMEL-F	1 KLLC-F	1 KOIT-AF	1 KOIT-AF	1 KYLD-F >	1 KYLD-F <	1 KSJO-F <	1 KSOL-FF	1 KFOG-FF <	1 KGO >
2 KMEL-F <	2 KZQZ-F <	2 KISQ-F <	2 KISQ-F	2 KGO	2 KMEL-F	2 KSJO-F	2 KSOL-FF	1 KSJO-F <	2 KGO	2 KCBS >>
3 KZQZ-F >>	3 KYLD-F <	3 KFOG-FF	3 KMEL-F <	3 KISQ-F <	3 KSJO-F	3 KSOL-FF <	3 KITS-F <	3 KFOG-FF <	3 KCBS	3 KMEL-F <
4 KOIT-AF	4 KLLC-F	3 KMEL-F	4 KFOG-FF	4 KFOG-FF	4 KSOL-FF	4 KITS-F <	4 KFOG-FF	4 KYLD-F <	3 KFRC-AF <	4 KSFO <
4 KLLC-F <	5 KISQ-F	4 KLLC-F	4 KLLC-F	5 KBLX-F	4 KITS-F >	5 KMEL-F >	5 KLLC-F	5 KITS-F	5 KNBR <	5 KBLX-F <
6 KIOI-F	6 KIOI-F	6 KZQZ-F <	4 KZQZ-F	5 KKSF-F <	6 KZQZ-F >	6 KFOG-FF	6 KMEL-F	6 KGO <	6 KSOL-FF <	6 KYLD-F <
6 KBRG-F	6 KOIT-AF	7 KIOI-F <	4 KBLX-F <	7 KIOI-F <	7 KBRG-F	7 KZQZ-F <	7 KYLD-F <	7 KFRC-AF <	7 KKSF-F <	7 KSOL-FF <
8 YEZR-F <	6 KFOG-FF	8 KOIT-AF	8 KIOI-F <	8 KLLC-F <	8 KYCY-F <	8 KLLC-F	8 KZQZ-F <	8 KCBS	8 KSJO-F <	8 KISQ-F
9 KML-F <	9 KBLX-F <	9 KKSF-F	9 KGO	9 KFRC-AF	9 KIOI-F	9 KIOI-F	9 KIOI-F	8 KNBR <	9 KITS-F <	9 KITS-F <
	10 KBRG-F	9 KBRG-F <	10 KKSF-F <	10 KCBS	10 KIOI	10 KBRG-F	10 KTCT <	10 KMEL-F <	10 KSFO	10 KOIT-AF <
				10 KSOL-FF <						

SAN FRANCISCO

Other Rated Stations				Metro Share	Cume Rating	TSA AQH Cume	Consolidation Report			
KARA-F	O	105.7	Santa Clara	0.8	2.4		ABC	9.8 %	7.3 %	13.8 %
KBAY-F	SAC	94.5	Gilroy	0.8	2.6		KGO-AM, KMKY-AM, KSFO-AM			
KCNL-F	AOR-P	104.9	Fremont	0.9	3.9		Bonneville	10.3 %	9.5 %	10.2 %
KEST	E	145.0	San Francisco	0.4	0.9		KDFC-FM, KOIT-AF, KZQZ-FM			
KEZR-F	AC/CHR	106.5	San Jose	1.1	4.1		CBS/Infinity	15.2 %	14.6 %	24.3 %
KFAX	REL	110.0	San Francisco	0.4	1.5		KCBS-AM, KFRC-AF, KITS-FM, KLLC-FM, KYCY-AM, KYCY-FM			
KKIQ-F	AC	101.7	Livermore	0.4	1.3		Clear Channel	17.2 %	15.3 %	26.2 %
KLOK	SP-R	117.0	San Jose	0.8	1.7		KABL-AM, KIOI-FM, KISQ-FM, KKSF-FM, KMEL-FM, KNEW-AM, KYLD-FM			
KRTY-F	C	95.3	Los Gatos	1.1	2.5		Hispanic	2.9 %	3.4 %	2.1 %
KTCT	SPRTS	105.0	San Mateo	0.8	2.3		KSOL-FM, KZOL-FM			
KUIC-F	AC	95.3	Vacaville	0.4	1.0		Susquehanna	7.8 %	10.0 %	18.8 %
KVTO	E	140.0	Berkeley	0.5	1.1		KFFG-FM, KFOG-FM, KNBR-AM, KSAN-FM, KTCT-AM			
								63.2 %	60.1 %	95.4 %

AM Stations

Station	Power	Frequency	Format	Advertiser	Agency	Product	City
KABL	960	5 kw (DA-1)	Standards	AMFM \$70.00	Sentry	Clear Channel	Oakland
KCBS	740	50 kw (DA-2)	News/Talk	CBS \$355.00	CBS	CBS/Infinity	
KFRC	610	5 kw	Simul. KFRC-F				
KGO	810	50 kw (DA-1)	Talk	ABC \$440.00	ABC	ABC	
KIQI	1010	10 kw/0.5 kw (DA-2)	Hispanic News/Talk	Unica \$ NA	—	Unica	
KNBR	680	50 kw	Sports	ABC, ESPN, CBS \$335.00	Mc-Guild	Susquehanna	
KOIT	1260	5 kw/1 kw	Simul. KOIT-F				
KSFO	560	5 kw (DA-N)	Talk	ABC \$55.00	ABC	ABC	

FM Stations

Station	Power	Frequency	Format	Advertiser	Agency	Product	City
KBLX	102.9	6.6 kw @ 1290	Black AC	\$168.00	D&R	Inner City	Berkeley
KBRG	100.3	14.5 kw @ 2579	Hispanic Contemp.	\$ NA	Caballero	Entravision, pend.	San Jose
KDFC	102.1	33 kw @ 1047	Classical	\$105.00	Katz	Bonneville	
KFFG	97.7	1.6 kw @ 449	Simul. KFOG-F				Los Altos
KFOG	104.5	7.1 kw @ 1506	Progressive AOR	\$240.00	Mc-Guild	Susquehanna	
KFRC	99.7	40 kw @ 1299	Oldies	Westwd \$285.00	CBS	CBS	
KIOI	101.3	125 kw @ 1162	AC/CHR	AMFM \$300.00	Christal	Clear Channel	
KISQ	98.1	100 kw @ 960	Black Oldies	\$95.00	Eastman	Clear Channel	
KITS	105.3	15 kw @ 1200	AOR-New Rock	\$205.00	D&R	CBS/Infinity	
KKSF	103.7	7.8 kw @ 1470	Jazz	AMFM \$234.00	Eastman	Clear Channel	
KLLC	97.3	82 kw @ 1014	Modern AC	CBS \$105.00	CBS	CBS/Infinity	
KMEL	106.1	69 kw @ 1290	CHR/Urban	\$263.00	Christal	Clear Channel	
KOIT	96.5	33 kw @ 1410	Soft AC	\$275.00	Katz	Bonneville	
KSAN	107.7	8.9 kw @ 1161	Classic AOR	\$145.00	Mc-Guild	Susquehanna	
KSOL	98.9	6 kw @ 1355	Hispanic-Regional	\$67.00	Katz Hisp.	Hispanic	
KYCY	93.3	50 kw @ 492	Country	Westwd \$105.00	CBS	CBS/Infinity	
KYLD	94.9	30 kw @ 1210	Urban/CHR	AP, AMFM \$163.00	Katz	Clear Channel	San Mateo
KZOL	99.1	1.1 kw @ 2608	Simul. KSOL-F				Santa Cruz
KZQZ	95.7	6.9 kw @ 1290	CHR	\$100.00	Sentry	Bonneville	

Notes: Other ranked stations -- See San Jose . . . 3/00 KJQI (1510; San Rafael) changed from Standards to Classical as KMZT ("K-Mozart") . . . 4/00 It was announced that as of 3 July, Rush Limbaugh will move from KNBR to KSFO

SAN JOSE

Arbitron Rank: 27 **Pop (12+):** 1,459,400
MSA Rank: 27
MSA Pop: 1,720,000
DMA: San Francisco (#5)
Average Persons Rating: 13.6
Market TSL in Hours: 18.25

Stations: 42 / 13
Diaries: 2,710 / 539:1 / 50.7%
Sample Target: 2,620
% Below Line: NA
% Not Listed: NA
Pop per Station: 112,262

Last Year's Revenue: \$43,700,000
Household Income: \$79,143
Total Retail Sales: \$19.2 Bil.
#1 Biller: KSJO-F \$7,200,000
#1 Billing Portfolio
 CBS/Infinity \$12,900,000

12+ Metro	Format	Winter 00 1/4 Share	Fall 99	Sum 99	Spg 99	Win 99	4-Book Avg.	12+ Metro Cume / Rtg.	Fall 99	Win 99	12+ TSA AQH / Cume	Revenue Level	
1	KSJO-F	80 / 4.0	3.5	3.6	4.1	3.9	3.8	1441 / 9.9	9.8	10.0		H	KSJO-F
2	KBRG-F	77 / 3.9	3.5	3.1	3.3	3.4	3.4	880 / 6.0	6.4	5.5		D	KBRG-F
3	KRTY-F	72 / 3.6	2.9	2.5	4.1	2.2	3.3	1045 / 7.2	7.6	6.2		E	KRTY-F
4	KEZR-F	71 / 3.6	4.1	3.7	3.6	3.8	3.7	1623 / 12.5	12.6	12.4		G	KEZR-F
5	KARA-F	60 / 3.0	3.1	3.0	3.8	3.0	3.2	1118 / 7.7	8.8	7.9		E	KARA-F
6	KUFX-F	59 / 3.0	2.8	3.1	3.3	3.3	3.0	1341 / 9.2	9.1	9.2		F	KUFX-F
7	KBAY-F	55 / 2.8	2.5	3.4	3.4	3.0	3.0	1154 / 7.9	8.9	8.8		G	KBAY-F
8	KCNL-F	45 / 2.3	1.6	1.8	2.0	2.1	1.9	1068 / 7.3	6.5	7.1		A	KCNL-F
9	KLOK	36 / 1.8	3.1	2.6	3.1	2.7	2.7	515 / 3.5	4.8	4.7		F	KLOK
10	KAZA	25 / 1.3	1.3	0.6	1.5	0.6	1.2	218 / 1.5	1.5	0.9		A	KAZA
11	KLIV	13 / 0.7	0.7	0.6	0.7	0.5	0.7	451 / 3.1	3.6	2.3		B	KLIV
12	KZSF	10 / 0.5	0.4	0.8	0.4		0.5	152 / 1.0	1.1				KZSF
13	KZSJ	8 / 0.4		1.2		0.4		76 / 0.5		0.7			KZSJ

12+ FM Share (Metro): NA

Teens	18-34	18-49	25-49	25-54	35+	12+ AMD	12+ Mid	12+ PMD	12+ Eve	12+ Wknd
1 KSJO-F	1 KSJO-F	1 KSJO-F	1 KSJO-F	1 KSJO-F <	1 KBRG-F <	1 KSJO-F	1 KBRG-F	1 KRTY-F	1 KSJO-F	1 KBRG-F
2 KEZR-F >	2 KEZR-F >	2 KEZR-F	2 KEZR-F <	2 KUFX-F <	2 KRTY-F	2 KRTY-F	2 KEZR-F	1 KSJO-F <	2 KARA-F	2 KRTY-F
3 KRTY-F >	3 KCNL-F	3 KUFX-F <	3 KUFX-F	3 KEZR-F <	3 KUFX-F	3 KARA-F <	2 KSJO-F	3 KBRG-F	2 KUFX-F <	3 KEZR-F <
4 KBRG-F	4 KBRG-F <	4 KBRG-F <	4 KBRG-F <	4 KBRG-F	3 KARA-F	4 KEZR-F <	4 KRTY-F <	3 KEZR-F	4 KBRG-F	4 KSJO-F <
5 KRTY-F <	5 KRTY-F <	5 KRTY-F	5 KRTY-F	5 KRTY-F	3 KBAY-F >	5 KBRG-F	5 KARA-F <	5 KUFX-F <	4 KBAY-F	5 KUFX-F <
6 KARA-F <	6 KARA-F	5 KARA-F	5 KARA-F	5 KARA-F	6 KEZR-F	6 KBAY-F	6 KUFX-F <	6 KCNL-F	6 KRTY-F <	6 KLOK <
7 KUFX-F	6 KCNL-F	7 KCNL-F	7 KBAY-F <			7 KLLC-F <	7 KBAY-F <	7 KBAY-F <	7 KEZR-F	7 KBAY-F <
8 KBAY-F							8 KCNL-F >	8 KARA-F		8 KARA-F
9 KLOK										

Wom 18-24	Wom 18-34	Wom 25-34	Wom 18-49	Wom 25-54	Men 18-24	Men 18-34	Men 25-34	Men 18-49	Men 25-54	12+ Ovrnite
1 KEZR-F >	1 KEZR-F >	1 KEZR-F >	1 KEZR-F >	1 KEZR-F	1 KSJO-F >>	1 KSJO-F >>	1 KSJO-F >>	1 KSJO-F >>	1 KSJO-F >	1 KSJO-F >>
2 KBRG-F	2 KRTY-F <	2 KRTY-F	2 KRTY-F	2 KBRG-F	2 KCNL-F >	2 KCNL-F >	2 KCNL-F	2 KUFX-F	2 KUFX-F >	2 KBAY-F
2 KRTY-F	3 KBRG-F	2 KBRG-F	2 KBRG-F	3 KRTY-F	3 KEZR-F	3 KEZR-F <	3 KARA-F	3 KCNL-F	3 KARA-F	3 KARA-F
4 KBAY-F	4 KCNL-F <	4 KCNL-F	4 KARA-F	4 KARA-F <	4 KRTY-F >	4 KUFX-F <	3 KEZR-F	4 KLOK <	4 KLOK	4 KRTY-F
4 KARA-F	5 KBAY-F	5 KBAY-F	5 KUFX-F <	5 KBAY-F		5 KBRG-F	3 KUFX-F	5 KBRG-F <	5 KBRG-F <	4 KBRG-F
4 KCNL-F	6 KARA-F	6 KARA-F	6 KBAY-F	6 KUFX-F		6 KARA-F	6 KBRG-F	6 KEZR-F <	6 KRTY-F <	4 KUFX-F
7 KSJO-F	7 KUFX-F	6 KUFX-F	6 KCNL-F >	7 KCNL-F >			7 KLOK >	7 KARA-F	7 KCNL-F	
7 KUFX-F >	8 KSJO-F							7 KRTY-F	7 KEZR-F >	
	9 KLOK >									

SAN JOSE

Other Rated Stations--Outside Market				Metro Share	Cume Rating	TSA AQH Cume	Consolidation Report	12+	25-54	Revenue
KABL	ST	960	Oakland	1.0	2.8		CBS/Infinity	6.4 %	6.6 %	29.5 %
KBLX-F	B/AC	102.9	Berkeley	1.2	2.9		KBAY-FM, KEZR-FM			
KCBS	N/T	740	San Francisco	3.9	13.1		Chase Radio, pend.	9.3 %	10.8 %	27.3 %
KDFC-F	CL	102.1	San Francisco	3.3	8.1		KCNL-FM, KSJO-FM, KUFX-FM			
KDON-F	CHR	102.5	Salinas	0.8	4.1		Entravision, pend.	6.6 %	7.4 %	14.6 %
KFAX	REL	1100	San Francisco	0.5	1.4		KBRG-FM, KLOK-AM, KZSF-AM, KZSJ-AM			
KFOG-FF	AOR-P	104.5	San Francisco	2.8	8.0		Kieve	7.3 %	7.8 %	18.1 %
KFRC-AF	O	99.7	San Francisco	2.9	7.6		KARA-FM, KLIV-AM, KRTY-FM			
KGO	T	810	San Francisco	7.8	16.2					
KIOI-F	AC/CHR	101.3	San Francisco	2.2	7.1					
KIQI	SP-NT	1010	San Francisco	0.6	1.3			29.6 %	32.6 %	89.5 %
KISQ-F	B/AC	98.1	San Francisco	2.3	6.5					
KITS-F	AOR-NR	105.3	San Francisco	3.3	9.7					
KKSF-F	J	103.7	San Francisco	2.1	5.7					
KLLC-F	AC-NR	97.3	San Francisco	1.4	6.2					
KMEL-F	CHR/U	106.1	San Francisco	1.5	6.3					
KNBR	PRTS/FS	680	San Francisco	2.3	6.8					
KOIT-AF	SAC	96.5	San Francisco	3.4	11.1					
KSAN-F	CL AOR	107.7	San Mateo	0.7	2.1					
KSFO	T	560	San Francisco	2.9	4.5					
KSOL-FF	SP	99.1	Santa Cruz	3.4	5.5					
KTCT	SPRTS	1050	San Mateo	0.5	2.0					
KYCY-F	C	93.3	San Francisco	0.8	2.9					
KYLD-F	U/CHR	94.9	San Francisco	4.2	13.0					
KZQZ-F	CHR	95.7	San Francisco	3.2	12.7					

AM Stations

KAZA	1290	5 kw/0.088 kw (DA-2)	Hispanic	\$ NA	Lotus			Gilroy
KLIV	1590	5 kw (DA-N)	News	CNN \$18.00	Allied	Kieve		
KLOK	1170	50 kw/5 kw (DA-2)	Hispanic-Regional	\$74.00	Caballero	Entravision, pend.		
KZSF	1370	5 kw (DA-2)	Hispanic-Regional	\$ NA	—	Entravision, pend.		
KZSJ	1120	5 kw/0.15 kw	Ethinc	\$ NA	—	Entravision, pend.		San Martin

FM Stations

KARA	105.7	50 kw @ 500	AC	\$78.00	Allied	Kieve		Santa Clara
KBAY	94.5	34 kw @ 587	Soft AC	UPI, AP \$100.00	Christal	CBS/Infinity		Gilroy
KBRG	100.3	14.5 kw @ 2580	Hispanic Contemp.	\$ NA	Caballero	Entravision, pend.		
KCNL	104.9	3 kw @ 300	Progressive AOR	\$ NA	Eastman	Chase, pend.		Fremont
KEZR	106.5	50 kw @ 430	AC/CHR	\$107.00	Christal	CBS/Infinity		
KRTY	95.3	0.9 kw @ 860	Country	\$89.00	Allied	Kieve		Los Gatos
KSJO	92.3	50 kw @ 466	AOR	\$145.00	Eastman	Chase, pend.		
KUFX	98.5	12.5 kw @ 880	Classic AOR	ABC \$55.00	Eastman	Chase, pend.		

Notes: San Jose is a portion of the San Francisco metro survey area. Only stations home to the San Jose market are ranked here . . . 4/00 KZSF & KZSJ were sold by Z-Spanish to Entravision as part of a \$475,000,000 group transaction

SEATTLE-TACOMA

Arbitron Rank: 14 **Pop (12+):** 2,910,100
MSA Rank: 21-Seattle; 79-Tacoma
MSA Pop: 3,450,000
DMA: 12
Average Persons Rating: 14.3
Market TSL in Hours: 19.00

Stations: 27 / 27
Diaries: 3,735/ 779:1/ 54.2%
Sample Target: 3,690
% Below Line: 0.0
% Not Listed: 14.5
Pop per Station: 107,781

Last Year's Revenue: \$178,000,000
Household Income: \$57,462
Total Retail Sales: \$36.2 Bil.
#1 Biller: KIRO \$23,900,000
#1 Billing Portfolio
Entercom \$64,850,000

12+ Metro	Format	Winter 00 1/4 Share	Fall 99	Sum 99	Spq 99	Win 99	4-Book Avg.	12+ Metro Cume / Rtg.	Fall 99	Win 99	12+ TSA AQH / Cume	Revenue Level	
1	KMPS-F	C	239 / 5.7	4.6	4.9	5.0	4.6	5.1	3478 / 12.0	11.1	11.4	I	KMPS-F
2	KIRO	N/T	235 / 5.6	6.6	7.7	6.6	5.6	6.6	4218 / 14.5	17.3	16.1	K	KIRO
3	KUBE-F	CHR	233 / 5.6	5.5	6.3	5.5	5.5	5.7	4252 / 14.6	16.0	16.4	I	KUBE-F
4	KWJZ-F	J	203 / 4.9	3.5	4.6	3.4	3.3	4.1	2785 / 9.6	8.4	8.8	G	KWJZ-F
5	KBSG-AF	O	191 / 4.6	5.6	4.3	3.7	5.1	4.5	3742 / 12.9	13.4	14.8	I	KBSG-AF
6	KNDD-F	AOR-NR	180 / 4.3	4.3	4.7	4.8	4.4	4.5	3719 / 12.8	12.7	14.6	H	KNDD-F
7	KING-F	CL	175 / 4.2	3.6	3.3	3.0	3.5	3.5	2621 / 9.0	9.0	9.0	G	KING-F
8	KVI	T	164 / 3.9	4.7	3.5	4.5	3.6	4.2	1865 / 6.4	7.2	6.7	I	KVI
9	KYPT-F	CL HITS	163 / 3.9	1.9	2.5	2.4	2.5	2.7	2794 / 9.6	5.2	5.3	G	KYPT-F
10	KRWM-F	SAC	161 / 3.9	4.2	2.7	3.5	3.8	3.6	2556 / 8.8	9.1	8.2	G	KRWM-F
11	KBKS-F	CHR	150 / 3.6	4.3	4.9	4.9	4.4	4.4	4205 / 14.5	15.8	15.9	G	KBKS-F
12	KIXI	ST	144 / 3.5	3.0	3.2	3.7	4.0	3.3	1979 / 6.8	5.8	7.0	D	KIXI
13	KOMO	T	139 / 3.3	3.7	2.9	3.7	3.3	3.4	2948 / 10.1	14.5	11.1	G	KOMO
14	KISW-F	AOR	138 / 3.3	3.3	3.1	3.5	4.1	3.3	2370 / 8.1	8.4	9.5	H	KISW-F
15	KLSY-F	AC	136 / 3.3	4.5	4.4	4.0	3.2	4.0	2869 / 9.9	11.7	10.3	H	KLSY-F
16	KZOK-F	CL AOR	132 / 3.2	2.6	3.3	3.1	2.9	3.0	2520 / 8.7	7.9	9.5	I	KZOK-F
17	KPLZ-F	CHR/AC	122 / 2.9	3.7	4.0	3.9	4.1	3.6	3165 / 10.9	12.4	12.8	I	KPLZ-F
18	KMTT-F	AOR-P	110 / 2.6	3.1	2.7	2.9	2.8	2.8	2171 / 7.5	8.0	7.8	H	KMTT-F
19	KQBZ-F	T	100 / 2.4	1.9	2.1	2.0	3.0	2.1	1914 / 6.6	6.5	8.2	F	KQBZ-F
20	KJR-F	CL HITS	92 / 2.2	2.3	2.8	3.9	2.9	2.8	2105 / 7.2	7.6	9.8	H	KJR-F
21	KJR	SPRTS	86 / 2.1	2.2	1.4	2.1	3.4	1.9	2087 / 7.2	7.0	9.3	G	KJR
22	KCMS-F	REL-CC	83 / 2.0	1.6	1.4	1.8	1.8	1.7	1304 / 4.5	5.0	4.2	REL	KCMS-F
23	KFNK-F	AOR-NR	70 / 1.7	1.6	0.9	0.8	0.6	1.2	1386 / 4.8	3.9	2.1	F	KFNK-F
24	KNWX	N	64 / 1.5	1.4	1.6	1.4	1.9	1.5	1715 / 5.9	5.0	7.4	C	KNWX

12+ FM Share (Metro): 75.48% (2684 of 3556) (Winter 99: 73.80%)

Teens	18-34	18-49	25-49	25-54	35+	12+ AMD	12+ Mid	12+ PMD	12+ Eve	12+ Wknd
1 KUBE-F >>	1 KNDD-F <	1 KYPT-F <	1 KYPT-F <	1 KMPS-F	1 KIRO	1 KIRO	1 KWJZ-F <	1 KUBE-F	1 KUBE-F	1 KMPS-F <
2 KBKS-F >	2 KUBE-F	2 KMPS-F <	2 KMPS-F	2 KYPT-F <	2 KWJZ-F <	2 KMPS-F	2 KIRO	2 KMPS-F <	2 KNDD-F	2 KUBE-F
3 KNDD-F >	3 KYPT-F	3 KUBE-F	3 KISW-F <	3 KWJZ-F	3 KBSG-AF <	3 KUBE-F	3 KMPS-F <	3 KWJZ-F <	3 KING-F <	3 KING-F
4 KFNK-F >	4 KISW-F	3 KNDD-F <	4 KWJZ-F <	4 KBSG-AF <	4 KMPS-F	4 KISW-F <	4 KVI <	4 KBSG-AF <	4 KMPS-F	4 KBSG-AF <
5 KMPS-F	5 KISW-F	5 KISW-F	5 KZOK-F <	5 KISW-F	4 KING-F <	5 KVI <	5 KBSG-AF <	5 KQBZ-F <	4 KBKS-F	5 KIRO
6 KBKS-F <	6 KZOK-F	6 KRWM-F <	6 KRWM-F <	6 KRWM-F	6 KVI <	6 KNDD-F	6 KRWM-F	6 KIRO <	4 KOMO	5 KBKS-F <
7 KPLZ-F	6 KWJZ-F <	7 KPLZ-F <	6 KZOK-F <	7 KIXI	6 KWJZ-F <	6 KYPT-F <	7 KNDD-F <	7 KLSY-F	7 KWJZ-F	7 KWJZ-F <
8 KFNK-F <	8 KPLZ-F <	8 KNDD-F <	8 KIRO <	8 KOMO	8 KOMO <	8 KIXI <	8 KING-F <	7 KBSG-AF	8 KIXI <	8 KIXI <
9 KLSY-F <	9 KRWM-F	9 KBSG-AF <	9 KPLZ-F <	9 KRWM-F	9 KBSG-AF	9 KUBE-F <	9 KBKS-F	7 KIRO <	9 KYPT-F <	9 KYPT-F <
10 KRWM-F	10 KLSY-F	10 KIRO	10 KMTT-F <	10 KZOK-F <	10 KNDD-F	10 KNDD-F	9 KRWM-F <	10 KYPT-F <	10 KNDD-F	10 KNDD-F
10 KZOK-F	10 KBKS-F <	10 KMTT-F					10 KZOK-F <			

Wom 18-24	Wom 18-34	Wom 25-34	Wom 18-49	Wom 25-54	Men 18-24	Men 18-34	Men 25-34	Men 18-49	Men 25-54	12+ Ovrnite
1 KUBE-F >	1 KUBE-F	1 KYPT-F	1 KMPS-F <	1 KMPS-F <	1 KUBE-F	1 KISW-F <	1 KISW-F	1 KISW-F	1 KISW-F <	1 KOMO
2 KNDD-F	2 KNDD-F <	2 KPLZ-F	2 KLSY-F	2 KRWM-F <	2 KNDD-F >	2 KNDD-F	2 KYPT-F	2 KYPT-F	2 KZOK-F <	2 KIRO <
3 KLSY-F	3 KYPT-F	3 KNDD-F	2 KRWM-F <	3 KWJZ-F	3 KFNK-F >	3 KUBE-F <	3 KNDD-F >	2 KZOK-F <	3 KYPT-F	3 KMPS-F
3 KBKS-F >	4 KPLZ-F	4 KMPS-F <	4 KUBE-F <	4 KISW-F <	4 KISW-F <	4 KYPT-F >	4 KZOK-F <	4 KNDD-F	4 KMPS-F	4 KUBE-F
5 KMPS-F	5 KBKS-F <	5 KRWM-F <	5 KPLZ-F <	5 KPLZ-F <	5 KMPS-F	5 KZOK-F <	5 KUBE-F	5 KMPS-F <	5 KIRO <	5 KQBZ-F <
6 KYPT-F	6 KMPS-F	6 KUBE-F	6 KYPT-F <	6 KYPT-F <	6 KZOK-F	6 KFNK-F <	6 KJR	6 KUBE-F	6 KWJZ-F <	6 KLSY-F <
6 KPLZ-F	6 KLSY-F	7 KBKS-F <	7 KBKS-F <	7 KBSG-AF	7 KQBZ-F	7 KMPS-F	7 KMPS-F	7 KQBZ-F	7 KBSG-AF <	7 KBKS-F <
	8 KRWM-F >	8 KLSY-F <	8 KWJZ-F <	8 KCMS-F <	8 KJR	8 KJR	8 KBKS-F	8 KWJZ-F	8 KNDD-F <	
	9 KISW-F <	9 KISW-F	9 KNDD-F	9 KMTT-F <	9 KQBZ-F	8 KRWM-F <	8 KJR <	8 KJR <	9 KVI <	
	10 KCMS-F <	9 KCMS-F	10 KMTT-F <	10 KBKS-F <		10 KFNK-F	10 KIRO	10 KIRO	10 KQBZ-F <	

SEATTLE-TACOMA

Other Rated Stations				Metro Share	Cume Rating	TSA AQH Cume	Consolidation Report			
KXXO-F	AC	96.1	Olympia	0.6	2.0			12+	25-54	Revenue
KYCW	C/O	1090	Seattle	0.5	1.2					
							Ackerley	9.9 %	8.3 %	14.9 %
							KHHO-AM, KJR-AM, KJR-FM, KUBE-FM			
							CBS/Infinity	16.9 %	19.5 %	19.3 %
							KBKS-FM, KMPS-AM, KMPS-FM, KYCW-AM, KYPT-FM, KZOK-FM			
							Entercom	24.3 %	25.1 %	32.1 %
							KBSG-AF, KIRO-AM, KISW-FM, KMTT-FM, KNDD-FM, KNWX-AM, KQBZ-FM			
							Fisher	10.1 %	9.9 %	14.6 %
							KOMO-AM, KPLZ-FM, KVI-AM			
							Sandusky	15.6 %	14.5 %	13.1 %
							KIXI-AM, KLSY-FM, KRWM-FM, KSRB-AM, KWJZ-FM			
							76.8 %	77.3 %	94.0 %	

AM Stations

Station	Freq	Power	Format	Comments	Advertiser	Agency	Station
KBSG	1210	27.5 kw/10 kw (DA-2)	Simul. KBSG-F				Auburn
KIRO	710	50 kw (DA-N)	News/Talk		CBS, AP	Katz	Entercom
KIXI	880	50 kw/10 kw (DA-2)	Standards		Westwd	Christal	Sandusky
KJR	950	50 kw (DA-N)	Sports		ESPN, CBS, WW1	---	Ackerley
KNWX	770	50 kw/5 kw (DA-2)	News		AP	Katz	Entercom
KOMO	1000	50 kw (DA-N)	Talk		ABC	\$85.00	Sentry
KVI	570	5 kw	Talk		ABC	\$117.00	Sentry

FM Stations

Station	Freq	Power	Format	Comments	Advertiser	Agency	Station
KBKS	106.1	58 kw @ 2343	CHR		\$58.00	Eastman	CBS/Infinity
KBSG	97.3	55 kw @ 2393	Oldies		\$225.00	D&R	Entercom
KCMS	105.3	115 kw @ 722	Contemp. Christian		UPI	\$44.00	---
KFNC	104.9	2.5 kw @ 495	New Rock		\$ NA	Allied	---
KING	98.1	58 kw @ 2343	Classical		\$95.00	Sentry	---
KISW	99.9	100 kw @ 1148	AOR		\$138.00	D&R	Entercom
KJR	95.7	100 kw @ 1180	Classic Hits		\$110.00	Allied	Ackerley
KLSY	92.5	58 kw @ 2343	AC		AP	\$145.00	Christal
KMPS	94.1	58 kw @ 2343	Country		AP	\$185.00	Eastman
KMTT	103.7	58 kw @ 2343	Progressive AOR		\$125.00	D&R	Entercom
KNDD	107.7	100 kw @ 1194	AOR-New Rock		\$140.00	D&R	Entercom
KPLZ	101.5	100 kw @ 1200	CHR/AC		\$120.00	Sentry	Fisher
KQBZ	100.7	100 kw @ 736	Talk		AP	\$ NA	Katz
KRWM	106.9	100 kw @ 819	Soft AC		\$71.00	Christal	Sandusky
KUBE	93.3	100 kw @ 1290	CHR		\$145.00	Allied	Ackerley
KWJZ	98.9	100 kw @ 1110	Jazz		\$ 65.00	Christal	Sandusky
KYPT	96.5	100 kw @ 1223	Classic Hits		\$105.00	Eastman	CBS/Infinity
KZOK	102.5	100 kw @ 1194	Classic AOR		\$180.00	Eastman	CBS/Infinity

Notes:

SHREVEPORT

Arbitron Rank: 130 Pop (12+): 305,400	Stations: 18 / 17	Last Year's Revenue: \$15,000,000
MSA Rank: 131	Diaries: 957 / 319:1/ 51.4%	Household Income: \$36,699
MSA Pop: 382,000	Sample Target: 940	Total Retail Sales: \$4.1 Bil.
DMA: 75	% Below Line: 1.4	#1 Biller: KRMD-F \$4,000,000
Average Persons Rating: 14.0	% Not Listed: 9.3	#1 Billing Portfolio
Market TSL In Hours: 19.00	Pop per Station: 17,965	Clear Channel \$6,270,000

12+ Metro	Format	Winter 00 1/4 Share	Fall 99	Sum 99	Spg 99	Win 99	4-Book Avg.	12+ Metro Cume / Rtg.	Fall 99	Win 99	12+ TSA AQH / Cume	Revenue Level	
1	KMJJ-F	B	71 / 16.6	12.8	15.3	16.1	13.6	15.2	751 / 24.6	24.7	22.4	C	KMJJ-F
2	KDKS-F	B	44 / 10.3	11.6	11.1	12.0	10.9	11.2	556 / 18.2	23.3	19.9	C	KDKS-F
3	KRMD-F	C	35 / 8.2	10.3	8.0	8.1	13.0	8.6	575 / 18.8	17.0	19.9	F	KRMD-F
4	KRUF-F	CHR	33 / 7.7	6.4	10.4	9.1	8.9	8.4	596 / 19.5	18.7	21.3	B	KRUF-F
5	KOKA	G/B	28 / 6.5	6.4	6.0	6.8	5.5	6.4	324 / 10.6	9.0	8.4	A	KOKA
6	KVKI-F	AC	27 / 6.3	6.6	6.9	5.7	6.8	6.4	460 / 15.1	13.2	16.5	D	KVKI-F
7	KEEL	T	25 / 5.8	5.7	5.3	6.3	4.5	5.8	340 / 11.1	12.2	9.9	B	KEEL
8	KRVQ-F	O	20 / 4.7	5.3	2.7	5.2	4.1	4.5	308 / 10.1	11.2	9.5		KRVQ-F
9	KITT-F	C	19 / 4.4	4.3	4.0	4.1	3.9	4.2	388 / 12.7	9.7	11.8	C	KITT-F
10	KTUX-F	AOR-NR	18 / 4.2	3.2	5.8	3.3	4.1	4.1	328 / 10.7	6.4	9.2	B	KTUX-F
11	KTAL-F	AOR	16 / 3.7	3.9	2.4	3.0	3.4	3.3	290 / 9.5	7.6	6.9	B	KTAL-F
12	KWKH	C/O	14 / 3.3	2.5	3.3	1.7	2.3	2.7	237 / 7.7	6.3	8.0	A	KWKH
12	KLKL-F	O	14 / 3.3	3.2	2.9	2.8	2.3	3.0	326 / 10.7	9.8	9.8	B	KLKL-F

12+ FM Share (Metro): 80.72% (314 of 389) (Winter 99: 83.50%)

Teens	18-34	18-49	25-49	25-54	35+	12+ AMD	12+ Mid	12+ PMD	12+ Eve	12+ Wknd
1 KMJJ-F >>>	1 KMJJ-F >>	1 KMJJ-F >	1 KMJJ-F	1 KMJJ-F	1 KRMD-F <	1 KMJJ-F <	1 KMJJ-F	1 KMJJ-F >	1 KMJJ-F >>>	1 KMJJ-F >
2 KRUF-F >>	2 KDKS-F	2 KDKS-F >	2 KDKS-F >	2 KDKS-F >	2 KOKA <	2 KRMD-F <	2 KRMD-F <	2 KRUF-F <	2 KDKS-F >	2 KDKS-F
3 KDKS-F >	3 KRUF-F	3 KRUF-F <	3 KRMD-F <	3 KRMD-F <	3 KVKI-F	3 KDKS-F	3 KEEL <	3 KDKS-F <	3 KRUF-F >	3 KRUF-F
4 KTUX-F	4 KRMD-F	4 KVKI-F	4 KVKI-F	4 KVKI-F <	3 KDKS-F <	4 KOKA	4 KDKS-F	4 KRMD-F <	4 KOKA <	4 KOKA
5 KRMD-F >	5 KTUX-F <	4 KRUF-F	5 KRVQ-F	5 KRVQ-F <	5 KEEL	5 KRUF-F	4 KVKI-F	5 KVKI-F	5 KVKI-F <	5 KRMD-F
	6 KVKI-F <	6 KTUX-F	6 KRUF-F	6 KRUF-F	6 KMJJ-F	5 KEEL	6 KRUF-F	6 KDKA	6 KTUX-F	6 KVKI-F
	7 KTAL-F	7 KTAL-F	7 KOKA <	7 KRVQ-F	7 KRVQ-F	7 KITT-F <	7 KRVQ-F	7 KTUX-F	7 KRVQ-F <	7 KRVQ-F <
	7 KITT-F	7 KRVQ-F	8 KTUX-F	8 KTUX-F	8 KLKL-F <	8 KRVQ-F	7 KOKA <	8 KRVQ-F	8 KWKH <	8 KWKH <
		7 KITT-F	8 KITT-F <	9 KWKH	9 KITT-F	8 KLKL-F <	9 KTUX-F <	8 KEEL <		

Wom 18-24	Wom 18-34	Wom 25-34	Wom 18-49	Wom 25-54	Men 18-24	Men 18-34	Men 25-34	Men 18-49	Men 25-54	12+ Ovrnite
1 KMJJ-F >>>	1 KMJJ-F >>	1 KMJJ-F >>>	1 KMJJ-F >	1 KMJJ-F >	1 KMJJ-F >	1 KMJJ-F >	1 KMJJ-F >>	1 KMJJ-F >	1 KMJJ-F <	1 KRMD-F
2 KRUF-F	2 KRUF-F <	2 KDKS-F	2 KRUF-F <	2 KRMD-F	2 KTUX-F >	2 KTUX-F	2 KTUX-F	2 KDKS-F	2 KDKS-F >	1 KMJJ-F <
3 KDKS-F >	3 KDKS-F >	2 KRUF-F >>	3 KDKS-F	2 KRUF-F	3 KTAL-F >>	3 KDKS-F >	2 KDKS-F >	2 KTUX-F	3 KTUX-F	3 KDKS-F
4 KRMD-F >>>	4 KRMD-F >>		4 KRMD-F	2 KDKS-F		4 KRMD-F	4 KEEL	4 KTAL-F >	4 KTAL-F	4 KRUF-F
			5 KITT-F	5 KVKI-F		4 KTAL-F	4 KOKA >	5 KRMD-F	5 KRMD-F	4 KEEL
			6 KVKI-F	5 KITT-F		4 KEEL		5 KVKI-F	5 KVKI-F	4 KOKA >
				7 KRVQ-F		4 KOKA >		7 KRVQ-F	5 KRVQ-F	
				7 KOKA >				7 KLKL-F	8 KLKL-F	

Other Rated Stations				Metro Share	Cume Rating	TSA AQH Cume
KASO	ST	1240	Minden	0.7	1.6	
KRMD-AF	SPRTS	1340	Shreveport	1.9	5.1	
KSYR-F	CHR	95.7	Minden	1.6	8.7	

Other Rated Stations--Outside Market				Metro Share	Cume Rating	TSA AQH Cume
KYLA-F	C	106.7	Homer	1.4	4.4	

Consolidation Report	12+	25-54	Revenue
Access.1, pend.	26.4 %	30.8 %	14.9 %
KDKS-FM, KLKL-FM, KOKA-AM, KRVQ-FM, KSYR-FM			
Clear Channel	31.7 %	29.0 %	41.8 %
KEEL-AM, KITT-FM, KRUF-FM, KTUX-FM, KVKI-FM, KWKH-AM			
Cumulus, pend.	26.9 %	24.3 %	38.0 %
KBED-FM, KMJJ-FM, KRMD-AM, KRMD-FM			
	85.0 %	84.1 %	94.7 %

SHREVEPORT

AM Stations

KEEL	710	50 kw/5 kw (DA-2)	Talk	CNN, TARN, ABC	\$24.00	Clr Chnl	Clear Channel
KOKA	980	5 kw/0.08 kw	Gospel/Black	AURN, WW1, ABC	\$20.00	Allied	Access.1
KWKH	1130	50 kw (DA-N)	Talk/Sports	ABC	\$ NA	Clr Chnl	Clear Channel

FM Stations

KDKS	103.7	6 kw @ 328	Black	ABC	\$22.00	Allied	Access.1	Haughton
KITT	93.7	100 kw @ 1010	Country	ABC	\$30.00	Clr Chnl	Clear Channel	
KLKL	92.1	6 kw @ 325	Oldies	ABC	\$<20.00	Allied	Access.1	Benton
KMJJ	99.7	50 kw @ 462	Black	Westwd, ABC	\$36.00	Eastman	Cumulus, pend.	
KRMD	101.1	100 kw @ 1118	Country		\$68.00	Eastman	Cumulus, pend.	
KRUF	94.5	100 kw @ 1296	CHR	Westwd	\$ NA	Clr Chnl	Clear Channel	
KRVQ	102.1	14 kw @ 440	Oldies		\$ NA	—	Access.1, pend.	Blanchard
KTAL	98.1	100 kw @ 1361	AOR		\$25.00	Banner		Texarkana
KTUX	98.9	100 kw @ 718	AOR-New Rock		\$<20.00	Clr Chnl	Clear Channel	Carthage, TX
KVKI	96.5	100 kw @ 797	AC		\$46.00	Clr Chnl	Clear Channel	

Notes: 2/00 KSYR-F changed from AC to CHR . . . 3/00 KDKS-F, KLKL-F and KOKA sold to Access.1 Communications (Sydney Small) for \$9,688,901 . . . 5/00 KASO (1240; Minden) sold for \$375,000 . . . 4/00 KRVQ-F and KSYR-F sold to Access.1 for \$7,900,000

FORMAT CODES

AC	- Adult Contemporary	J	- Jazz and New Adult Contemporary
AC-NR	- Modern AC	KIDS	- Children's
AOR	- Album Oriented Rock	N	- News
AOR-NR	- New Rock	O	- Oldies (50's & 60's)
AOR-P	- Progressive AOR	REL	- Religion, Christian
B	- Black (audience 75%+ Black)	REL-CC	- Contemporary Christian
B/AC	- Black Adult Contemporary	SAC	- Soft Adult Contemporary
B/G	- Black Gospel	SP	- Hispanic/Spanish
B/O	- Black Oldies	SP-C	- Hispanic Contemporary
BIZ	- Business News & Talk	SP-NT	- Hispanic News/Talk/Information
C	- Country	SP-R	- Hispanic-Regional
C/O	- Classic Country	SP-TP	- Hispanic-Tropical
CHR	- Contemporary Hit Radio, Top 40	SP-VA	- Hispanic Variety
CL	- Classical	SP-TJ	- Tejano
CL AOR	- Classic AOR, Classic Rock	SPRTS	- Sports
CL HITS	- Classic Hits/70's Oldies	ST	- Standards, Big Band, Nostalgia
E	- Ethnic (usually Foreign Lang.)	T	- Talk
EZ	- Easy Listening, Beautiful Music	U	- Urban (majority of audience is non-white)
FS	- Full Service	VA	- Variety
G	- Gospel	?	- Others or Unknown

REVENUE LEVEL CODES

A - Less than \$500,000	E - \$3,000,000 to \$3,999,999	I - \$10,000,000 to \$14,999,999
B - \$500,000 to \$999,999	F - \$4,000,000 to \$4,999,999	J - \$15,000,000 to \$19,999,999
C - \$1,000,000 to \$1,999,999	G - \$5,000,000 to \$6,999,999	K - \$20,000,000 to \$29,999,999
D - \$2,000,000 to \$2,999,999	H - \$7,000,000 to \$9,999,999	L - \$30,000,000+

SPOKANE

Arbltron Rank: 91 Pop (12+): 430,000
 MSA Rank: 121
 MSA Pop: 416,000
 DMA: 72
 Average Persons Rating: 14.3
 Market TSL in Hours: 19.50

Stations: 22 / 22
 Diaries: 1,474 / 292:1 / 55.5%
 Sample Target: 1,420
 % Below Line: 14.9
 % Not Listed: 10.9
 Pop per Station: 19,545

Last Year's Revenue: \$17,700,000
 Household Income: \$40,542
 Total Retail Sales: \$5.8 Bil.
 #1 Biller: KKZX-F \$2,400,000
 #1 Billing Portfolio
 Clear Channel \$6,310,000

12+ Metro	Format	Wlnter 00 1/4 Share	Fall 99	Sum 99	Spq 99	Win 99	4-Book Avg.	12+ Metro Cume / Rtg.	Fall 99	Win 99	12+ TSA AQH / Cume	Revenue Level
1 KDRK-F	C	55 / 8.9	7.2	8.0	8.9	8.5	8.3	722 / 16.8	14.6	19.5		D KDRK-F
2 KZZU-F	CHR	54 / 8.8	9.2	10.7	9.4	10.2	9.5	958 / 22.3	21.4	24.1		C KZZU-F
3 KXLY-F	SAC	52 / 8.5	6.3	6.0	6.5	7.3	6.8	721 / 16.8	14.3	16.2		C KXLY-F
4 KKZX-F	CL AOR	44 / 7.2	8.6	9.3	8.9	7.8	8.5	701 / 16.3	17.4	17.7		D KKZX-F
5 KAEP-F	AOR-NR	41 / 6.7	6.3	7.6	4.5	5.2	6.3	790 / 18.4	14.9	17.0		C KAEP-F
6 KISC-F	AC	37 / 6.0	6.1	5.1	4.5	6.4	5.4	543 / 12.6	12.2	15.0		C KISC-F
7 KGA	N/T	34 / 5.5	6.4	3.7	5.1	5.4	5.2	377 / 8.8	10.6	11.5		B* KGA
8 KEYF-AF	O	31 / 5.0	4.5	4.9	6.5	4.9	5.2	643 / 15.0	14.5	16.6		C KEYF-AF
8 KNFR-F	C	31 / 5.0	6.4	3.1	2.7	4.3	4.3	501 / 11.6	14.3	12.4		C KNFR-F
10 KHTQ-F	AOR	30 / 4.9	3.8	4.5	4.7	4.2	4.5	498 / 11.6	9.5	11.9		B KHTQ-F
11 KXLY	N/T	29 / 4.7	5.5	6.2	5.1	5.5	5.4	508 / 11.8	14.2	13.1		B KXLY
12 KAQQ	ST	28 / 4.6	3.8	4.3	5.9	4.6	4.6	289 / 6.7	5.5	9.4		A KAQQ
13 KEZE-F	AC/CHR	18 / 2.9	2.8	3.2	4.5	0.7	3.4	346 / 8.0	9.5	2.9		KEZE-F
14 KTSL-F	REL-CC	16 / 2.6	2.0	2.2	1.2	1.2	2.0	270 / 6.3	5.5	3.8		KTSL-F
15 KWHK-F	CL AOR	12 / 2.0	2.3	2.6	2.0	3.4	2.2	324 / 7.5	7.5	9.4		A KWHK-F
16 KCDA-F	AC/CHR	11 / 1.8	1.4	2.8	2.1	3.1	2.0	322 / 7.5	5.8	6.2		B KCDA-F
16 KJRB	SPRTS	11 / 1.8	2.8	1.5	1.4	1.3	1.9	168 / 3.9	5.7	3.1		* KJRB

12+ FM Share (Metro): 80.11% (439 of 548) (Winter 99: 78.06%)

Teens	18-34	18-49	25-49	25-54	35+	12+ AMD	12+ Mid	12+ PMD	12+ Eve	12+ Wknd
1 KZZU-F >>>	1 KORR-F	1 KKZX-F <	1 KKZX-F	1 KKZX-F	1 KXLY-F	1 KKZX-F <	1 KXLY-F <	1 KXLY-F <	1 KZZU-F >	1 KZZU-F
2 KAEP-F >	2 KZZU-F <	2 KDRK-F <	2 KDRK-F	2 KDRK-F <	2 KGA <	2 KORR-F	2 KDRK-F <	2 KZZU-F	2 KXLY-F	2 KDRK-F
3 KHTQ-F	3 KAEP-F <	3 KAEP-F <	2 KAEP-F	3 KAEP-F	3 KORR-F <	3 KZZU-F	3 KKZX-F	3 KORR-F <	3 KDRK-F	3 KXLY-F <
3 KXLY-F >	4 YHTQ-F	4 KZZU-F	4 KZZU-F <	4 KXLY-F	4 KAQQ	4 KXLY-F <	4 KISC-F	4 KAEP-F	3 KAEP-F <	4 KAEP-F
	5 KKZX-F >	5 KHTQ-F <	5 KXLY-F <	5 KISC-F <	4 KEYF-AF <	5 KISC-F	5 KZZU-F <	5 KKZX-F <	5 KGA	5 KNFR-F <
	6 KEZE-F	6 KXLY-F <	6 KISC-F	6 KZZU-F	6 KISC-F	5 KXLY <	6 KGA <	6 KISC-F <	6 KHTQ-F	6 KAQQ <
	6 KISC-F	7 KISC-F	7 KHTQ-F	7 KEYF-AF	7 KXLY	7 KGA	7 KAEP-F <	7 KHTQ-F <	7 KISC-F	7 KHTQ-F <
		8 KNFR-F	8 KNFR-F <	8 KHTQ-F <	6 KKZX-F	8 KAEP-F	8 KEYF-AF	8 KEYF-AF	8 KEYF-AF	8 KEYF-AF
			9 KEYF-AF <	9 KNFR-F	9 KNFR-F	9 KAQQ <	9 KNFR-F <	8 KNFR-F	8 KXLY	9 KISC-F
				9 KGA			10 KAQQ <	10 KGA <		10 KKZX-F
										10 KXLY <

Wom 18-24	Wom 18-34	Wom 25-34	Wom 18-49	Wom 25-54	Men 18-24	Men 18-34	Men 25-34	Men 18-49	Men 25-54	12+ Ovrnile
1 KDRK-F	1 KDRK-F	1 KORR-F	1 KDRK-F	1 KXLY-F <	1 KHTQ-F	1 KHTQ-F	1 KKZX-F	1 KKZX-F >	1 KKZX-F >>	1 KGA >
1 KZZU-F >	2 KAEP-F <	2 KAEP-F	2 KXLY-F	2 KDRK-F	2 KZZU-F >	2 KKZX-F	2 KHTQ-F >	2 KHTQ-F	2 KHTQ-F <	2 KXLY
3 KISC-F	3 KZZU-F	3 KZZU-F	2 KAEP-F <	3 KAEP-F	3 KORR-F	3 KZZU-F <	3 KAEP-F	3 KAEP-F <	3 KORR-F	3 KAQQ
3 KAEP-F >	4 KISC-F	4 KISC-F	4 KZZU-F	4 KISC-F	4 KAEP-F >	4 KAEP-F	4 KZZU-F	4 KZZU-F <	3 KAEP-F	4 KISC-F
5 KXLY-F	5 KEZE-F	5 KKZX-F	5 KISC-F >	4 KZZU-F <	5 KTSL-F	5 KDRK-F >	5 KDRK-F	5 KDRK-F >	5 KGA <	5 KXLY-F
5 KCDA-F	6 KXLY-F	6 KXLY-F	6 KEYF-AF	6 KEYF-AF >	5 KNFR-F >>	6 KEZE-F	6 KEZE-F	6 KNFR-F	6 KISC-F	6 KISC-F
5 KEZE-F	6 KKZX-F	6 KEZE-F	6 KKZX-F	7 KNFR-F		6 KNFR-F	6 KNFR-F	7 KJRB	7 KNFR-F	7 KNFR-F
5 KTSL-F >>		6 KNFR-F >	8 KEZE-F	7 KKZX-F				8 KEZE-F	7 KZZU-F	
			8 KNFR-F					8 KISC-F		

Other Rated Stations	Metro Share	Cume Rating	TSA AQH Cume
KAZZ-F	ST	107.1	Deer Park 0.8 1.6
KSPO-F	REL	106.5	Dishman 0.7 1.5
KVHI	C	1080	Coeur d'Alene, ID 0.3 2.1
KXLI	TR	630	Opportunity 0.5 2.5

SPOKANE

Consolidation Report	12+	25-54	Revenue
Citadel KAEP-FM, KDRK-FM, KEYF-AF, KGA-AM, KJRB-AM, KWHK-FM	29.9 %	33.2 %	32.6 %
Clear Channel KAOO-AM, KISC-FM, KKZX-FM, KNFR-FM	22.8 %	23.3 %	35.6 %
Morgan Murphy KEZE-FM, KHTO-FM, KVNI-AM, KXLI-AM, KXLY-AM, KXLY-FM, KZZU-FM	30.6 %	27.1 %	24.7 %
	83.3 %	83.6 %	92.9 %

AM Stations

Station	Power	Time	Format	Advertiser	Agency	Advertiser	Agency
KAOO	590	5 kw	Standards	Westwd, CNN	\$<20.00	Katz	Clear Channel
KEYF	1050	5 kw/0 355 kw	Simul KEYF-F				Dishman
KGA	1510	50 kw (DA-N)	News/Talk	Westwd	\$20.00	Mc-Guild	Citadel
KJRB	790	5 kw (DA-N)	Sports	Westwd, ESPN, 1/1	\$<20.00	Mc-Guild	Citadel
KXLY	920	5 kw	News/Talk	ABC	\$22.00	Eastman	Morgan Murphy

FM Stations

Station	Power	Time	Format	Advertiser	Agency	Advertiser	Agency
KAEP	105.7	100 kw @ 1910	AOR-New Rock		\$28.00	Mc-Guild	Citadel
KCDA	103.1	2.4 kw @ 1886	AC/CHR	ABC	\$<20.00	Allied	American Gen1 Coeur d'Alene, ID
KDRK	93.7	56 kw @ 2380	Country		\$57.00	Mc-Guild	Citadel
KEYF	101.1	100 kw @ 1955	Oldies		\$38.00	Mc-Guild	Citadel Cheney
KEZE	95.9	9.8 kw @ 531	AC/CHR	ABC	\$ NA	Eastman	Morgan Murphy
KHTO	94.5	100 kw @ 1883	AOR	ABC	\$<20.00	Eastman	Morgan Murphy Hayden, ID
KISC	98.1	94 kw @ 2031	AC		\$44.00	Allied	Clear Channel
KKZX	98.9	100 kw @ 1614	Classic AOR		\$41.00	Mc-Guild	Clear Channel
KNFR	95.1	56 kw @ 2380	Country		\$22.00	Allied	Clear Channel Opportunity
KTSL	101.9	12 kw @ 495	Contemp Christian		\$ NA	Salem	Medical Lake
KWHK	103.9	5.5 kw @ 303	Classic AOR	ABC	\$<20.00	Mc-Guild	Citadel
KXLY	99.9	37 kw @ 3000	Soft AC		\$23.00	Allied	Morgan Murphy
KZZU	92.9	85 kw @ 2080	CHR		\$32.00	Eastman	Morgan Murphy

Notes: * KGA revenue level includes KJRB revenue

SPRINGFIELD, MA

Arbitron Rank: 80 Pop (12+): 492,800
 MSA Rank: 89
 MSA Pop: 590,000
 DMA: 104
 Average Persons Rating: 15.7
 Market TSL in Hours: 21.25

Stations: 31 / 16
 Diaries: 1,664 / 296:1 / 49.4%
 Sample Target: 1,670
 % Below Line: 28.2
 % Not Listed: 17.5
 Pop per Station: 30,800

Last Year's Revenue: \$17,800,000
 Household Income: \$44,372
 Total Retail Sales: \$4.5 Bil.
 #1 Biller: WAQY-AF \$4,100,000
 #1 Billing Portfolio
 Clear Channel \$7,675,000

12+ Metro	Format	Winter 00 1/4 Share	Fall 99	Sum 99	Spq 99	Win 99	4-Book Avg.	12+ Metro Cume / Rtg.	Fall 99	Win 99	12+ TSA AQH / Cume	Revenue Level	
1	WPXK-F	C	70 / 9.1	8.1	7.5	7.6	7.6	8.1	832 / 16.9	15.8	15.7	E	WPXK-F
2	WMAS-F	AC	63 / 8.2	9.5	9.6	8.4	9.1	8.9	956 / 19.4	20.4	19.6	D	WMAS-F
2	WHYN-F	AC	63 / 8.2	8.1	6.6	7.2	6.4	7.5	1035 / 21.0	19.6	14.1	D	WHYN-F
4	WAQY-F	CL AOR	56 / 7.3	8.3	7.9	7.8	5.7	7.8	829 / 16.8	15.7	15.4	F	WAQY-F
5	WKSS-F	CHR	43 / 5.6	6.8	6.2	6.1	5.1	6.2	883 / 17.9	17.8	17.6		WKSS-F
6	WHYN	T	39 / 5.0	5.1	5.3	5.2	4.7	5.2	627 / 12.7	12.9	12.5	C	WHYN
7	WTIC-F	AC/CHR	33 / 4.3	4.2	3.9	4.6	4.3	4.2	845 / 17.2	14.6	17.1		WTIC-F
8	WNNZ	T/N	29 / 3.8	2.6	3.0	4.7	3.6	3.5	408 / 8.3	6.6	8.4	B	WNNZ
9	WMAS	ST	26 / 3.4	3.5	2.6	3.7	4.5	3.3	299 / 6.1	6.2	6.3	B	WMAS
10	WDRC-F	O	25 / 3.2	2.6	2.9	2.7	2.9	2.9	471 / 9.6	8.5	9.1		WDRC-F
11	WRCH-F	SAC	22 / 2.8	3.0	2.7	2.5	2.0	2.8	338 / 6.9	7.5	6.8		WRCH-F
12	WAAF-F	AOR-NR	21 / 2.7	3.2	3.2	3.3	2.3	3.1	419 / 8.5	9.3	8.0		WAAF-F
13	WCCC-F	AOR	19 / 2.5	3.1	2.5	2.5	3.3	2.6	446 / 9.1	9.7	9.3		WCCC-F
14	WRNX-F	AOR-P	18 / 2.3	1.7	2.1	2.0	2.9	2.0	306 / 6.2	6.0	8.5	C	WRNX-F
15	WHMP-F	AOR-NR	15 / 1.9	1.6	2.7	2.6	2.0	2.2	421 / 8.6	7.8	9.4	C	WHMP-F
16	WMRO-F	AOR-NR	11 / 1.4	0.9	1.6	1.7	1.5	1.4	285 / 5.8	5.3	7.5		WMRO-F
17	WZMX-F	B/O	10 / 1.3	0.9	1.2	0.9	0.8	1.1	239 / 4.8	4.3	3.8		WZMX-F
17	WTIC	FS	10 / 1.3	0.7	0.9	1.0	0.9	1.0	169 / 3.4	2.7	2.7		WTIC

12+ FM Share (Metro): 78.96% (503 of 637) (Winter 99: 75.25%)

Teens	18-34	18-49	25-49	25-54	35+	12+ AMD	12+ Mid	12+ PMD	12+ Eve	12+ Wknd
1 WKSS-F >>	1 WKSS-F	1 WAQY-F <	1 WAQY-F <	1 WAQY-F <	1 WPXK-F	1 WHYN-F <	1 WHYN-F	1 WPXK-F	1 WKSS-F	1 WPXK-F
2 WAAF-F	2 WAQY-F	2 WHYN-F	2 WHYN-F	2 WHYN-F	2 WHYN-F <	2 WPXK-F <	1 WPXK-F <	2 WHYN-F <	2 WMAS-F	2 WMAS-F <
3 WTIC-F	3 WMAS-F	3 WMAS-F	3 WMAS-F <	3 WPXK-F <	3 WMAS-F	3 WMAS-F <	3 WMAS-F	3 WMAS-F	3 WAQY-F <	3 WAQY-F <
3 WHYN-F >	4 WHYN-F	3 WPXK-F	4 WPXK-F	4 WMAS-F >	4 WHYN	4 WAQY-F <	4 WAQY-F	4 WNNZ	4 WPXK-F	4 WKSS-F
	4 WPXK-F	5 WKSS-F	5 WTIC-F >	5 WTIC-F	5 WAQY-F	5 WHYN >	5 WHYN >	4 WAQY-F	5 WAAF-F	5 WHYN-F
	6 WTIC-F <	6 WTIC-F >	6 WRNX-F <	6 WDRC-F	6 WNNZ <	6 WTIC-F <	6 WKSS-F	6 WKSS-F	6 WHYN-F	6 WTIC-F
	7 WAAF-F	7 WAAF-F <	7 WKSS-F <	7 WRNX-F <	7 WMAS <	7 WKSS-F <	7 WTIC-F <	7 WTIC-F	6 WDRC-F <	7 WHYN
	8 WHMP-F	8 WRNX-F	8 WCCC-F	8 WHYN	8 WDRC-F	8 WCCC-F	8 WCCC-F	8 WAAF-F <	8 WTIC-F	7 WMAS
	8 WCCC-F	8 WCCC-F	8 WDRC-F <	8 WKSS-F <	9 WRCH-F	9 WMAS	9 WNNZ <	9 WDRC-F <	8 WMRO-F <	7 WDRC-F
			10 WHYN	10 WNNZ	10 WTIC-F >	10 WNNZ <	10 WDRC-F <	10 WMAS <	10 WRCH-F	10 WAAF-F <

Wom 18-24	Wom 18-34	Wom 25-34	Wom 18-49	Wom 25-54	Men 18-24	Men 18-34	Men 25-34	Men 18-49	Men 25-54	12+ Ovrnite
1 WKSS-F >>	1 WKSS-F	1 WHYN-F	1 WHYN-F	1 WHYN-F <	1 WKSS-F >	1 WAQY-F >	1 WAQY-F >>	1 WAQY-F >	1 WAQY-F >	1 WSPR >
2 WMAS-F	2 WMAS-F <	2 WMAS-F	1 WMAS-F	2 WMAS-F	2 WAAF-F	2 WAAF-F	2 WCCC-F	2 WPXK-F	2 WPXK-F <	2 WMAS-F <
3 WPXK-F	3 WHYN-F	3 WTIC-F	3 WKSS-F <	3 WPXK-F >	2 WPXK-F	2 WCCC-F	3 WAAF-F	3 WHYN-F	3 WHYN-F >	3 WHYN
3 WMRO-F	4 WTIC-F	4 WKSS-F	4 WPXK-F	4 WTIC-F <	2 WAQY-F	4 WPXK-F	4 WMAS-F	4 WAAF-F	4 WMAS-F	4 WAQY-F
5 WTIC-F	5 WPXK-F >	5 WPXK-F	5 WTIC-F	5 WAQY-F	5 WCCC-F >	5 WKSS-F	4 WPXK-F	4 WCCC-F <	5 WTIC-F <	4 WKSS-F
6 WHMP-F	6 WHMP-F	5 WAQY-F	6 WAQY-F >	6 WKSS-F >	6 WHMP-F	6 WHMP-F	6 WHMP-F	6 WMAS-F <	6 WCCC-F	6 WNNZ
6 WHYN-F >	6 WAQY-F	7 WSPR	7 WRCH-F	7 WHYN	6 WRNX-F >	7 WMAS-F	6 WTIC-F	7 WRNX-F	6 WDRC-F	6 WPXK-F
	6 WMRO-F	7 WPVQ-F >	8 WMRO-F	7 WRCH-F			6 WHYN-F	7 WTIC-F	8 WAAF-F	
				7 WDRC-F				9 WKSS-F	8 WNNZ	
									8 WRNX-F	

Other Rated Stations	Metro Share	Cume Rating	TSA AQH Cume
WACE	REL	730	Chicopee 0.4 1.5
WACM	SP-TP	1490	W. Springfield 0.8 1.5
WEIB-F	VA	106.3	Northampton 0.8 2.3
WHMP	T	1400	Northampton 0.9 2.3
WPVQ-F	C	93.9	Turners Falls 1.2 2.6
WSPR	SP-TP	1270	Springfield 1.2 2.0

Other Rated Stations--Outside Market	Metro Share	Cume Rating	TSA AQH Cume
WBZ	NT	1030	Boston 0.6 1.4
WHCH-F	CL AOR	105.9	Hartford 0.5 3.0
WRSI-F	AOR-P	95.3	Greenfield, MA 0.8 1.8
WRSR-F	AC	96.1	Worcester 0.6 4.1
WWYZ-F	C	92.5	Waterbury, CT 0.5 2.9

SPRINGFIELD, MA

Consolidation Report	12+	25-54	Revenue
Clear Channel WHYN-AM, WHYN-FM, WNNZ-AM, WPKX-FM	26.1 %	27.2 %	43.1 %
Saga, pend. WAQY-FM, WHMP-AM, WHMP-FM, WPNT-AM	10.1 %	13.7 %	37.1 %
	36.2 %	40.9 %	80.2 %

AM Stations

WHYN	560	5 kw/1 kw (DA-2)	Talk	ABC, CNN, ESPN	\$39.00	Clr Chnl	Clear Channel	
WMAS	1450	1 kw	Standards	Westwd, Jones	\$25.00	Mc-Guild		
WNNZ	640	50 kw/1 kw (DA-2)	Talk/News	CBS, ABC, Westwd	\$25.00	Clr Chnl	Clear Channel	Westfield

FM Stations

WAQY	102.1	17 kw @ 780	Classic AOR		\$75.00	Katz	Saga	
WHMP	99.3	6 kw @ 325	New Rock		\$30.00	Sentry	Saga, pend.	Northampton
WHYN	93.1	8.9 kw @ 1000	AC		\$56.00	Clr Chnl	Clear Channel	
WMAS	94.7	50 kw @ 195	AC		\$50.00	Mc-Guild		
WPKX	97.9	2.2 kw @ 528	Country		\$70.00	D&R	Clear Channel	Enfield, CT
WRNX	100.9	1.35 kw @ 692	Progressive AOR		\$25.00	Allied		Amherst

Notes: Other ranked stations -- See Hartford or Boston

SYRACUSE

Arbitron Rank: 75	Pop (12+): 535,600	Stations: 29 / 23	Last Year's Revenue: \$28,900,000
MSA Rank: 73		Diaries: 1,858 / 288:1 / 55.2%	Household Income: \$45,334
MSA Pop: 739,000		Sample Target: 1,740	Total Retail Sales: \$5.7 Bil.
DMA: 74		% Below Line: 4.3	#1 Biller: WBBS-F \$4,335,000
Average Persons Rating:		% Not Listed: 13.4	#1 Billing Portfolio
Market TSL in Hours: 19.75		Pop per Station: 23,287	Clear Channel \$14,155,000

12+ Metro	Format	Winter 00 1/4 Share	Fall 99	Sum 99	Spq 99	Win 99	4-Book Avg,	12+ Metro Cume / Rtg.	Fall 99	Win 99	12+ TSA AQH / Cume	Revenue Level	
1	WBBS-F	C	92 / 11.4	11.3	8.1	10.7	10.1	10.4	1141 / 21.3	21.7	20.8	F	WBBS-F
2	WSYR	FS	72 / 8.9	10.4	8.1	7.9	8.9	8.8	972 / 18.1	20.7	20.9	E	WSYR
3	WNTQ-F	CHR	61 / 7.6	7.4	8.3	8.2	7.2	7.9	1323 / 24.7	25.0	25.2	E	WNTQ-F
4	WKRL-FF	AOR-NR	56 / 6.9	4.9	6.6	5.3	4.6	5.9	897 / 16.7	13.3	13.7	C	WKRL-FF
5	WSEN-F	O	51 / 6.3	5.9	6.2	5.9	5.5	6.1	870 / 16.2	15.7	16.7	C	WSEN-F
6	WYYY-F	AC	50 / 6.2	5.5	6.1	6.1	7.1	6.0	907 / 16.9	15.9	18.9	F	WYYY-F
7	WWHT-F	CHR	49 / 6.1	5.9	5.6	6.8	6.6	6.1	1090 / 20.4	20.6	21.4	C	WWHT-F
8	WAQX-F	AOR	47 / 5.8	5.3	6.7	6.8	7.5	6.2	1081 / 20.2	19.2	19.1	E	WAQX-F
9	WTKW-FF	CL AOR	35 / 4.3	5.0	4.5	4.8	4.9	4.7	649 / 12.1	12.0	11.9	C	WTKW-FF
10	WRDS-F	BIAC	28 / 3.5	3.9	3.1	3.0	1.1	3.4	422 / 7.9	7.2	3.6	A	WRDS-F
11	WFBL	ST	25 / 3.1	2.4	2.0	2.2	2.5	2.4	325 / 6.1	5.7	5.9	A	WFBL
11	WLTI-F	SAC	25 / 3.1	5.4	4.8	4.8	4.2	4.5	484 / 9.0	12.1	10.7	B	WLTI-F
13	WHEN	SPRST	23 / 2.9	2.8	2.0	2.0	2.5	2.4	425 / 7.9	7.7	7.1	A	WHEN
14	WFRG-F	C	17 / 2.1	1.4	2.0	1.8	1.8	1.8	303 / 5.7	5.0	6.4		WFRG-F
15	WTLA-AA	ST	12 / 1.5	2.0	1.6	3.1	3.4	2.0	188 / 3.5	4.3	5.3	A	WTLA-AA
16	WHCD-F	J	10 / 1.2	0.6	1.2	0.7	1.1	0.9	172 / 3.2	2.7	3.1	A	WHCD-F
16	WNSS	N	10 / 1.2	1.3	0.6	1.2	1.4	1.1	263 / 4.9	5.3	5.5	A	WNSS
18	WSCP-F	C	9 / 1.1	1.6	1.0	0.9	1.3	1.2	116 / 2.2	1.8	2.4		WSCP-F

12+ FM Share (Metro): 78.97% (552 of 699) (Winter 99: 15.10%)

Teens	18-34	18-49	25-49	25-54	35+	12+ AMD	12+ Mid	12+ PMD	12+ Eve	12+ Wknd
1 WWHT-F >>	1 WKRL-FF >	1 WBBS-F	1 WBBS-F <	1 WBBS-F	1 WSYR <	1 WSYR <	1 WBBS-F	1 WBBS-F	1 WWHT-F	1 WBBS-F >
2 WKRL-FF >	2 WNTQ-F <	2 WNTQ-F	2 WNTQ-F	2 WNTQ-F	2 WBBS-F	2 WBBS-F	2 WSYR	2 WKRL-FF <	2 WBBS-F	2 WSYR
3 WRDS-F	3 WBBS-F	3 WKRL-FF	3 WYYY-F	3 WSEN-F <	3 WSEN-F >	3 WNTQ-F <	3 WYYY-F <	3 WNTQ-F	2 WKRL-FF >	3 WSEN-F <
4 WNTQ-F >	3 WAQX-F <	4 WAQX-F <	4 WAQX-F	4 WYYY-F <	4 WYYY-F	4 WAQX-F >	4 WNTQ-F <	4 WWHT-F <	4 WSYR	4 WKRL-FF <
5 WWHT-F	5 WYYY-F	5 WKRL-FF <	5 WAQX-F	4 WNTQ-F	5 WYYY-F	5 WSEN-F	5 WSYR <	5 WRDS-F	5 WWHT-F	5 WWHT-F
6 WYYY-F	6 WTKW-FF <	6 WTKW-FF	6 WKRL-FF	6 WFBL	6 WKRL-FF <	6 WKRL-FF	6 WYYY-F <	5 WNTQ-F <	6 WNTQ-F	6 WNTQ-F
	7 WWHT-F	7 WSEN-F	6 WTKW-FF	7 WAQX-F <	7 WSEN-F	7 WAQX-F <	7 WSEN-F	7 WSEN-F	7 WSEN-F	7 WAQX-F
	8 WSEN-F	8 WSYR	8 WSYR >	8 WHEN	8 WWHT-F	8 WWHT-F	8 WTKW-FF <	8 WTKW-FF <	8 WTKW-FF <	7 WYYY-F
				8 WTKW-FF <	8 WTKW-FF	9 WTKW-FF <	9 WAQX-F <	9 WAQX-F	9 WTKW-FF <	9 WTKW-FF <
					10 WLTI-F	10 WFBL			10 WRDS-F	10 WRDS-F

Wom 18-24	Wom 18-34	Wom 25-34	Wom 18-49	Wom 25-54	Men 18-24	Men 18-34	Men 25-34	Men 18-49	Men 25-54	12+ Ovrnite
1 WWHT-F >	1 WNTQ-F	1 WNTQ-F	1 WNTQ-F <	1 WBBS-F <	1 WKRL-FF >>	1 WKRL-FF	1 WKRL-FF	1 WKRL-FF	1 WAQX-F <	1 WSYR
2 WRDS-F	2 WYYY-F <	2 WYYY-F	2 WBBS-F <	2 WNTQ-F	2 WAQX-F >>	2 WAQX-F >>	2 WAQX-F >>	1 WAQX-F	2 WBBS-F	2 WBBS-F
2 WBBS-F	3 WBBS-F	3 WBBS-F	3 WYYY-F >	3 WYYY-F >	3 WWHT-F	3 WBBS-F	3 WNTQ-F	3 WBBS-F	3 WSEN-F <	3 WKRL-FF <
2 WYYY-F	3 WWHT-F >	4 WWHT-F >	4 WWHT-F >	4 WSEN-F >	4 WRDS-F	4 WTKW-FF	3 WTKW-FF	4 WTKW-FF	4 WKRL-FF <	4 WWHT-F <
2 WNTQ-F >	5 WKRL-FF	5 WTKW-FF	5 WSEN-F	5 WLTI-F	4 WBBS-F >>	5 WNTQ-F	5 WBBS-F	5 WNTQ-F	5 WTKW-FF	5 WSEN-F
	6 WRDS-F	5 WKRL-FF	5 WKRL-FF <	5 WWHT-F		5 WWHT-F		6 WHEN	6 WNTQ-F	6 WFRG-F
			7 WLTI-F	5 WTKW-FF				7 WSEN-F <	7 WHEN	7 WHEN
			7 WTKW-FF					8 WSYR	7 WSYR >	

Other Rated Stations				Metro Share	Cume Rating	TSA AQH Cume	Other Rated Stations--Outside Market				Metro Share	Cume Rating	TSA AQH Cume
WDCW	REL	1390	Syracuse	0.5	1.2	WIII-F	CL AOR	99.9	Cortland, NY	0.4	2.0		
WMCR-AF	AC	106.3	Oneida	0.9	1.5	WLZW-F	AC	98.7	Utica, NY	0.5	1.6		
						WOUR-F	AOR	96.9	Utica, NY	0.5	3.5		
						WRCK-F	CL AOR	107.3	Utica, NY	0.5	1.7		
						WSKS-F	CHR	102.5	Rome, NY	0.4	2.7		

SYRACUSE

Consolidation Report	12+	25-54	Revenue
Citadel WAQX-FM, WLTI-FM, WNSS-AM, WNTQ-FM	17.7 %	21.6 %	28.3 %
Clear Channel, pend. WBBS-FM, WHCD-FM, WHEN-AM, WSYR-AM, WVOA-FM, WWHT-FM, WYYY-FM	36.7 %	35.9 %	48.9 %
Galaxy WKRH-FM, WKRL-FM, WSGO-AM, WTKV-FM, WTKW-FM, WTLA-AM	12.5 %	13.0 %	9.9 %
	66.9 %	70.5 %	87.1 %

AM Stations

Station	Freq	Power	Service	Advertiser	Agency	Product	City
WFBL	1050	2.5 kw/0.019 kw (DA-2)	Standards	CNN, Westwd	\$<20.00	Mc-Guild	Baldwinsville
WHEN	620	5 kw/1 kw (DA-N)	Sports	ABC, 1-On-1, Westwd	\$22.00	Clr Chnl	Clear Channel
WNSS	1260	5 kw (DA-N)	News	CBS, AP	\$16.00	Christal	Citadel
WSGO	1440	1 kw/0.045 kw	Simul. WTLA				Oswego
WSYR	570	5 kw (DA-2)	Full Service	Westwd, ABC, CNN	\$66.00	Clr Chnl	Clear Channel
WTLA	1200	1 kw (DA-N)	Standards	ABC	\$<20.00	Allied	N. Syracuse

FM Stations

Station	Freq	Power	Service	Advertiser	Agency	Product	City
WAQX	95.7	25 kw @ 298	AOR	CBS, AMFM, WW1	\$75.00	D&R	Manlius
WBBS	104.7	50 kw @ 492	Country		\$54.00	Clr Chnl	Clear Channel
WHCD	106.9	13.8 kw @ 940	Jazz		\$ NA	—	Clear Channel
WKRH	106.5	5 kw @ 328	Simul. WKRL-F				Minetto
WKRL	100.9	6 kw @ 165	AOR-New Rock	ABC	\$25.00	Allied	Galaxy
WLTI	105.9	1.25 kw @ 200	Soft AC	CBS	\$ NA	Katz	Citadel
WNTQ	93.1	97 kw @ 660	CHR		\$75.00	Katz	Citadel
WRDS	102.1	6 kw @ 220	Black AC	ABC, AURN	\$ NA	Roslin	Phoenix
WSCP	101.7	2.5 kw @ 364	Country	Jones	\$ NA	—	Pulaski
WSEN	92.1	25 kw @ 300	Oldies	CBS, Westwd	\$38.00	Mc-Guild	Baldwinsville
WTKV	105.5	1.8 kw @ 417	Simul. WTKW-F				Oswego
WTKW	99.5	6 kw @ 328	Classic AOR	AP	\$30.00	Allied	Galaxy
WWHT	107.9	50 kw @ 500	CHR		\$<20.00	Clr Chnl	Clear Channel
WYYY	94.5	100 kw @ 650	AC		\$93.00	Clr Chnl	Clear Channel

Notes: 5/00 WVOA-F (105.1; De Ruyter) sold by Cram (Craig Fox) to Clear Channel for \$5,000,000 . . . 5/00 The Radio Corporation (WKRL-FF, WTKW-FF, WTLA-AA) was recapitalized and renamed Galaxy Communications

TAMPA-SAINT PETERSBURG

Arbitron Rank: 21 **Pop (12+):** 2,003,100
MSA Rank: 22
MSA Pop: 2,290,000
DMA: 14
Average Persons Rating: 16.1
Market TSL In Hours: 21.75

Stations: 31 / 29
Diaries: 3,183 / 629:1 / 52.9%
Sample Target: 3,080
% Below Line: 0.8
% Not Listed: 13.4
Pop per Station: 69,072

Last Year's Revenue: \$106,900,000
Household Income: \$37,864
Total Retail Sales: \$27.9 Bil.
#1 Biller: WQYK-F \$14,360,000
#1 Billing Portfolio
 Clear Channel \$50,755,000

12+ Metro	Format	Winter 00 1/4 Share	Fall 99	Sum 99	Spq 99	Win 99	4-Book Avg.	12+ Metro Cume / Rtg.	Fall 99	Win 99	12+ TSA AQH / Cume	Revenue Level
1	WDUV-F	EZ/ST	333 / 10.3	10.5	9.4	8.2	8.9	9.6	3205 / 16.0	15.4	14.7	E
2	WFLZ-F	CHR	217 / 6.7	7.5	6.5	5.9	6.2	6.7	3981 / 19.9	19.8	19.7	I
3	WLLD-F	CHR/U	199 / 6.2	6.2	5.8	6.1	4.9	6.1	2929 / 14.6	13.4	12.6	B
4	WXTB-F	AOR	197 / 6.1	5.4	6.0	6.5	5.2	6.0	2207 / 11.0	9.9	11.3	G
5	WQYK-F	C	195 / 6.0	5.5	6.7	6.6	6.5	6.2	2711 / 13.5	13.2	12.4	I
6	WGUL-AF	ST	164 / 5.1	3.4	4.0	4.1	4.8	4.1	1367 / 6.8	5.0	6.6	C
7	WFLA	T	158 / 4.9	6.2	5.6	6.1	5.9	5.7	2019 / 10.1	10.6	11.6	H
8	WSJT-F	J	140 / 4.3	3.9	3.0	3.4	3.5	3.7	2013 / 10.0	8.5	8.5	F
9	WRBQ-F	C	135 / 4.2	4.2	4.6	4.5	4.7	4.4	1966 / 9.8	9.9	9.5	H
10	WFJO-F	B/O	114 / 3.5	2.7	2.9	2.5	2.9	2.9	1567 / 7.8	8.0	7.0	B
11	WMTX-F	AC/CHR	110 / 3.4	3.1	3.2	2.7	3.2	3.1	1744 / 8.7	9.3	8.3	G
12	WSSR-F	AC-NR	107 / 3.3	3.8	3.6	3.8	3.9	3.6	2152 / 10.7	11.4	12.0	H
13	WWRM-F	SAC	106 / 3.3	3.3	4.2	3.5	5.2	3.6	1927 / 9.6	8.6	11.8	H
14	WBBY-F	AC-AOR	92 / 2.8	3.0	2.3	2.4	3.1	2.6	1439 / 7.2	6.9	7.0	F
15	WHPT-F	CL AOR	81 / 2.5	2.5	3.4	2.0	2.0	2.6	1515 / 7.6	7.6	7.3	E
16	WTBT-F	CL AOR	73 / 2.3	3.0	4.8	6.3	4.2	4.1	1380 / 6.9	8.1	10.7	H
17	WYUU-F	O	66 / 2.0	2.0	2.3	2.5	2.3	2.2	1511 / 7.5	6.9	7.9	E
18	WSUN-F	O	58 / 1.8	2.3	2.3	2.8	2.7	2.3	1235 / 6.2	6.5	8.9	WSUN-F
19	WTMP	B	56 / 1.7	1.8	1.6	1.3	0.9	1.6	696 / 3.5	3.3	2.8	A
20	WDAE	SPRTS	34 / 1.1	1.4	0.9	1.1	0.7	1.1	671 / 3.3	0.8	2.1	A
20	WMGG-AF	SP-TP	34 / 1.1	0.9		0.4	1.0		497 / 2.5	2.0	3.2	WMGG-AF

12+ FM Share (Metro): 82.32% (2305 of 2800) (Winter 99: 80.92%)

Teens	18-34	18-49	25-49	25-54	35+	12+ AMD	12+ Mid	12+ PMD	12+ Eve	12+ Wknd
1 WLLD-F >>	1 WXTB-F	1 WXTB-F <	1 WXTB-F <	1 WXTB-F <	1 WDUV-F >>	1 WFLZ-F	1 WDUV-F >	1 WDUV-F	1 WLLD-F	1 WDUV-F >
2 WFLZ-F >>	2 WFLZ-F	2 WFLZ-F >	2 WFLZ-F >	2 WFLZ-F	2 WGUL-AF <	2 WDUV-F	2 WFLA <	2 WLLD-F <	2 WDUV-F <	2 WLLD-F <
3 WXTB-F >	3 WLLD-F >	3 WLLD-F	3 WSSR-F <	3 WQYK-F <	3 WQYK-F <	3 WXTB-F	3 WQYK-F <	3 WQYK-F <	3 WFLZ-F <	3 WFLZ-F <
4 WSSR-F >	4 WSSR-F	4 WBBY-F <	4 WSJT-F	4 WFLA	4 WQYK-F <	4 WGUL-AF	4 WFLZ-F <	4 WXTB-F >	4 WQYK-F	4 WQYK-F
5 WRBQ-F <	5 WQYK-F <	5 WQYK-F	5 WSSR-F <	5 WSJT-F	5 WFLA	5 WXTB-F <	5 WXTB-F	5 WFLA	5 WFLA	5 WGUL-AF <
6 WMTX-F	6 WRBQ-F <	5 WSJT-F <	6 WBBY-F <	6 WRBQ-F	6 WLLD-F <	6 WSJT-F <	6 WGUL-AF <	6 WWRM-F	6 WXTB-F	6 WXTB-F
7 WQYK-F <	7 WMTX-F	7 WLLD-F	7 WRBQ-F <	7 WFJO-F	7 WRBQ-F <	7 WFLZ-F <	7 WSJT-F	6 WHPT-F <	7 WSJT-F	7 WSJT-F
8 WHPT-F <	7 WFJO-F	7 WRBQ-F	8 WFJO-F <	8 WWRM-F	8 WGUL-AF	8 WRBQ-F <	8 WSSR-F <	8 WQYK-F <	8 WRBQ-F <	8 WRBQ-F <
	7 WBBY-F <	7 WFJO-F <	9 WMTX-F <	8 WMTX-F	9 WMTX-F <	9 WLLD-F	9 WRBQ-F <	9 WFJO-F <	9 WFJO-F <	9 WFJO-F <
	10 WSJT-F <	10 WHPT-F <	10 WLLD-F <	10 WBBY-F <	10 WSJT-F	10 WSSR-F <	10 WMTX-F <	10 WSJT-F	10 WSSR-F	10 WWRM-F

Wom 18-24	Wom 18-34	Wom 25-34	Wom 18-49	Wom 25-54	Men 18-24	Men 18-34	Men 25-34	Men 18-49	Men 25-54	12+ Ovrnite
1 WLLD-F	1 WFLZ-F	1 WFLZ-F	1 WFLZ-F >	1 WFLZ-F	1 WXTB-F	1 WXTB-F >>	1 WXTB-F >>>	1 WXTB-F >	1 WXTB-F >	1 WDUV-F
2 WFLZ-F >	2 WLLD-F	2 WSSR-F >	2 WLLD-F <	2 WQYK-F <	2 WLLD-F	2 WFLZ-F <	2 WFLZ-F	2 WFLZ-F <	2 WHPT-F <	2 WLLD-F <
3 WXTB-F >	3 WSSR-F	3 WRBQ-F	3 WSSR-F <	3 WRBQ-F	3 WFLZ-F >>>	3 WLLD-F >>	3 WLLD-F	3 WLLD-F	3 WFLZ-F	3 WFLZ-F <
4 WMTX-F	4 WXTB-F	3 WLLD-F <	4 WMTX-F <	3 WSJT-F <	4 WTBT-F	4 WHPT-F	4 WHPT-F	4 WHPT-F >	4 WLLD-F	4 WRBQ-F <
5 WSSR-F	5 WRBQ-F <	5 WBBY-F	5 WRBQ-F	5 WSSR-F <	5 WQYK-F	5 WSSR-F	5 WSSR-F >	5 WTBT-F <	4 WTBT-F <	5 WFLA
6 WRBQ-F	6 WMTX-F	5 WXTB-F	6 WBBY-F <	6 WMTX-F <	6 WQYK-F	6 WSJT-F <	6 WSJT-F <	6 WFJO-F <	6 WFJO-F	6 WWRM-F >
	7 WWRM-F <	7 WWRM-F	7 WQYK-F <	7 WBBY-F	7 WTBT-F <	7 WQYK-F	7 WQYK-F	7 WQYK-F	6 WFLA <	
	8 WBBY-F	8 WMTX-F	8 WSJT-F <	8 WFJO-F				8 WSSR-F <	8 WQYK-F <	
		8 WQYK-F	9 WXTB-F	8 WWRM-F				9 WFLA <	9 WSJT-F	
		8 WTMP <	10 WFJO-F <	10 WDUV-F				10 WSJT-F <	10 WBBY-F	
								10 WSSR-F		

TAMPA-SAINT PETERSBURG

Other Rated Stations				Metro Share	Cume Rating	TSA AQH Cume
WHNZ	N/T	1250	Pinellas Park	0.3	1.5	
WLCC	SP-VA	760	Brandon	0.5	0.8	
WQYK	SPRTS	1010	Seffner	0.8	3.3	
WRMD	SP-TP	680	St. Petersburg	0.4	1.5	
WRXB	B	1590	St. Pete. Beach	0.8	1.3	
WSUN	O	910	Plant City	0.3	1.1	

Other Rated Stations—Outside Market				Metro Share	Cume Rating	TSA AQH Cume
WCFB-F	B/A/C	94.5	Daytona Beach	0.4	1.0	
WPCV-F	C	97.5	Winter Haven	0.4	1.9	

Consolidation Report	12+	25-54	Revenue
CBS/Infinity WLLD-FM, WQYK-AM, WQYK-FM, WRBQ-FM, WSJT-FM, WYUU-FM	23.5 %	24.6 %	29.0 %
Clear Channel WDAE-AM, WFLA-AM, WFLZ-FM, WHNZ-AM, WMTX-FM, WSSR-FM, WTBT-FM, WXTB-FM	28.1 %	34.6 %	47.5 %
Cox Radio WBBY-FM, WDUV-FM, WFJO-FM, WHPT-FM, WSUN-AM, WSUN-FM, WWRM-FM	24.5 %	23.3 %	18.0 %
Mega WLCC-AM, WMGG-FM, WZTM-AM	1.5 %	1.7 %	1.4 %
	77.8 %	84.2 %	95.9 %

AM Stations

Station	Power	Frequency	Format	Advertiser	Agency	Comments
WDAE	620	10 kw (DA-2)	Sports	ESPN	\$ NA Eastman	Clear Channel
WFLA	970	5 kw (DA-2)	Talk	ABC	\$109.00 Eastman	Clear Channel
WGUL	860	2 kw/1.5 kw (DA-2)	Standards	UPI, Jones	\$47.00 Allied	Dunedin
WTMP	1150	5 kw/2.5 kw (DA-2)	Black	AURN, Westwd	\$29.00 Allied	
WZTM	820	50 kw/1 kw (DA-2)	Simul. WMGG-F			Largo

FM Stations

Station	Power	Frequency	Format	Advertiser	Agency	Comments
WBBY	107.3	100 kw @ 620	Classic Hits	\$75.00	Christal	Cox Radio
WDUV	105.5	46 kw @ 1345	EZ List/Standards	Westwd \$70.00	Eastman	Cox Radio New Port Richey
WFJO	101.5	100 kw @ 1358	Black Oldies	\$ NA	Katz	Cox Radio
WFLZ	93.3	100 kw @ 1358	CHR	ABC \$165.00	Eastman	Clear Channel
WGUL	106.3	12 kw @ 469	Simul. WGUL			Beverly Hills
WHPT	102.5	100 kw @ 1663	Classic AOR	\$140.00	Katz	Cox Radio Sarasota
WLLD	98.7	50 kw @ 489	CHR/Urban	\$ NA	CBS	CBS/Infinity Holmes Beach
WMGG	96.1	2.8 kw @ 482	Hispanic Tropical	\$ NA	Caballero	Mega Dade City
WMTX	100.7	100 kw @ 1358	AC/CHR	\$115.00	Eastman	Clear Channel
WQYK	99.5	100 kw @ 550	Country	\$215.00	CBS	CBS/Infinity
WRBQ	104.7	100 kw @ 555	Country	ABC \$118.00	CBS	CBS/Infinity
WSJT	94.1	100 kw @ 1493	Jazz	\$79.00	CBS	CBS/Infinity Lakeland
WSSR	95.7	100 kw @ 606	Modern AC	\$195.00	Clr Chnl	Clear Channel
WSUN	97.1	11.5 kw @ 735	Oldies	\$30.00	Christal	Cox Radio Holiday
WTBT	103.5	100 kw @ 1358	Classic AOR	\$50.00	Eastman	Clear Channel Bradenton
WWRM	94.9	100 kw @ 1290	Soft AC	\$110.00	Christal	Cox Radio
WXTB	97.9	100 kw @ 1345	AOR	\$148.00	Eastman	Clear Channel Clearwater
WYUU	92.5	50 kw @ 488	Oldies	\$85.00	D&R	CBS/Infinity Safety Harbor

Notes: 5/00 WZTM (820; Largo) changed calls to WMGG

TOLEDO

Arbitron Rank: 79 Pop (12+): 501,800	Stations: 29 / 20	Last Year's Revenue: \$27,200,000
MSA Rank: 87	Diaries: 1,927/ 260:1/ 55.1%	Household Income: \$45,221
MSA Pop: 607,000	Sample Target: 1,910	Total Retail Sales: \$7.3 Bil.
DMA: 66	% Below Line: 8.8	#1 Biller: WTOD/WKKO-F \$6,500,000
Average Persons Rating: 15.5	% Not Listed: 16.1	#1 Billing Portfolio
Market TSL in Hours: 20.75	Pop per Station: 25,090	Cumulus \$13,590,000

12+ Metro	Format	Winter 00 1/4 Share	Fail 99	Sum 99	Spq 99	Win 99	4-Book Avg.	12+ Metro Cume / Rtg.	Fail 99	Win 99	12+ TSA AQH / Cume	Revenue Level	
1	WKKO-F	C	77 / 9.9	11.9	12.8	13.2	13.7	12.0	1108 / 22.1	21.9	22.8	G*	WKKO-F
2	WVKS-F	CHR	75 / 9.6	11.6	10.9	9.7	11.1	10.5	1435 / 28.6	30.7	27.3	F	WVKS-F
3	WRVF-F	AC	63 / 8.1	8.9	7.4	8.6	7.2	8.3	857 / 17.1	19.8	16.8	E	WRVF-F
4	WRQN-F	O	49 / 6.3	4.1	5.2	5.5	5.3	5.3	688 / 13.7	12.2	14.3	C	WRQN-F
5	WWWMM-F	AC	45 / 5.8	5.8	6.3	7.1	5.2	6.2	770 / 15.3	16.1	16.1	E	WWWMM-F
6	WIOT-F	AOR	44 / 5.7	5.2	6.7	5.8	5.5	5.8	712 / 14.2	15.3	16.6	E	WIOT-F
7	WSPD	FS	43 / 5.5	7.5	5.0	7.4	6.8	6.4	699 / 13.9	15.6	14.3	C	WSPD
8	WXKR-F	CL AOR	34 / 4.4	4.9	5.0	5.5	4.8	4.9	607 / 12.1	13.6	14.2	B	WXKR-F
9	WJUC-F	B	33 / 4.2	4.2	4.0	5.0	4.5	4.4	449 / 8.9	9.1	8.5	B	WJUC-F
10	WBUZ-FF	AOR	22 / 2.8	2.8	2.7	3.0	2.9	2.8	435 / 8.7	9.8	12.2	B	WBUZ-FF
11	WIMX-F	B/AC	21 / 2.7	3.3	3.6	3.0	2.4	3.2	268 / 5.3	6.4	6.5	A	WIMX-F
11	WCWA	ST	21 / 2.7	2.2	3.1	2.6	3.2	2.7	314 / 6.3	4.5	6.1	A	WCWA
13	WJR	FS	17 / 2.2	2.2	2.2	2.9	2.0	2.4	387 / 7.7	8.8	7.8		WJR
13	WCKY-F	C	17 / 2.2	0.9	1.7	0.4		1.3	218 / 4.4	3.7			WCKY-F
15	WTWR-F	CHR	16 / 2.1	1.5	1.7	1.5	1.7	1.7	508 / 10.1	8.9	8.7		WTWR-F
16	WDMN	REL	12 / 1.5	1.2	0.4	0.5	0.8	0.9	75 / 1.5	1.5	1.0		WDMN
17	CIMX-F	AOR-NR	11 / 1.4	1.8	1.9	1.6	1.3	1.7	326 / 6.5	6.3	5.7		CIMX-F
18	WLOR	SPRTS	10 / 1.3	0.8	0.9	0.6	0.9	0.9	192 / 3.8	3.4	3.7	A	WLOR
19	WMTR-F	CL HITS	9 / 1.2	0.4	0.5	0.5	1.1	0.6	120 / 2.4	1.4	3.1		WMTR-F

12+ FM Share (Metro): 82.54% (539 of 653) (Winter 99: 81.78%)

Teens	18-34	18-49	25-49	25-54	35+	12+ AMD	12+ Mid	12+ PMD	12+ Eve	12+ Wknd
1 WKKS-F >	1 WKKS-F	1 WKKS-F	1 WKKO-F	1 WKKO-F <	1 WRVF-F <	1 WKKS-F	1 WRVF-F	1 WKKO-F	1 WKKS-F	1 WKKO-F
2 WJUC-F >	2 WKKO-F	2 WKKO-F	1 WKKS-F	2 WRVF-F <	2 WKKO-F	2 WKKO-F	2 WKKO-F	1 WKKS-F	2 WJUC-F	2 WKKS-F
3 WTWR-F	3 WIOT-F	3 WIOT-F <	3 WWWM-F <	3 WKKS-F <	3 WRQN-F	3 WIOT-F	3 WKKS-F <	3 WRVF-F	3 WKKO-F <	3 WRQN-F <
3 WBUZ-FF >	3 WWWM-F >	4 WWWM-F	4 WRQN-F <	4 WRQN-F <	4 WSPD	4 WRVF-F <	4 WWWM-F <	4 WSPD	4 WRVF-F <	4 WRVF-F
5 WKKO-F	5 WJUC-F	5 WRVF-F	5 WRVF-F	5 WWWM-F	5 WKKS-F	5 WRQN-F <	5 WRQN-F <	4 WWWM-F <	5 WRQN-F <	4 WJUC-F <
5 WIOT-F >	6 WBUZ-FF	5 WRQN-F	6 WIOT-F <	6 WIOT-F <	6 WXKR-F	6 WSPD >	6 WSPD	6 WRQN-F	6 WSPD <	6 WWWM-F
	7 WRVF-F	7 WXKR-F	7 WXKR-F >	7 WXKR-F >	6 WWWM-F <	7 WWWM-F <	7 WXKR-F <	7 WIOT-F <	7 WWWM-F <	7 WIOT-F
	7 WCKY-F	8 WJUC-F >	8 WJUC-F	8 WJUC-F	8 WCWA	8 WXKR-F	8 WIOT-F >	8 WJUC-F	8 WIOT-F	8 WXKR-F
	7 WXKR-F	9 WBUZ-FF	9 WSPD <	8 WSPD	9 WIOT-F	9 WIMX-F	9 WCWA	9 WXKR-F <	9 WBUZ-FF	9 WSPD <
		9 WSPD <			10 WJR		10 WJUC-F	10 WBUZ-FF	9 WXKR-F	10 WIMX-F <

Wom 18-24	Wom 18-34	Wom 25-34	Wom 18-49	Wom 25-54	Men 18-24	Men 18-34	Men 25-34	Men 18-49	Men 25-54	12+ Ovrnite
1 WKKS-F >>	1 WKKS-F >	1 WWWM-F	1 WKKS-F	1 WRVF-F	1 WIOT-F	1 WIOT-F <	1 WKKO-F	1 WIOT-F	1 WIOT-F <	1 WSPD
2 WKKO-F	2 WWWM-F	1 WKKS-F >	2 WRVF-F <	2 WKKS-F <	2 WKKS-F >	2 WKKS-F	1 WKKS-F	2 WKKO-F <	2 WXKR-F <	2 WKKS-F
3 WWWM-F	3 WKKO-F >	3 WKKO-F	3 WWWM-F <	3 WWWM-F <	3 WKKO-F	3 WKKO-F >	1 WIOT-F >	3 WXKR-F	3 WRQN-F	3 WKKO-F >
4 WCKY-F	4 WRVF-F	4 WRVF-F	4 WKKO-F >	4 WKKO-F	4 WBUZ-FF	4 WXKR-F	4 WWWM-F	4 WKKS-F	3 WKKO-F >	4 WJUC-F
4 WRVF-F >	5 WJUC-F	4 WJUC-F >	5 WRQN-F	5 WRQN-F >	5 WJUC-F	4 WBUZ-FF	5 WXKR-F	5 WRQN-F >	5 WKKS-F	5 WBUZ-FF
6 WIOT-F	6 WCKY-F >	6 WIMX-F	6 WJUC-F	6 WIMX-F	5 WXKR-F	6 WJUC-F	6 WJUC-F	6 WWWM-F	5 WWWM-F <	
6 WJUC-F	7 WIMX-F	6 WCKY-F	7 WIMX-F	6 WJUC-F >	5 WCKY-F	6 WWWM-F	6 WSPD	7 WSPD	7 WSPD	
6 WTWR-F >	7 WIOT-F				5 CIMX-F >>	8 CIMX-F	6 WBUZ-FF	7 WBUZ-FF	7 WRVF-F >>	
							9 CIMX-F	9 WJUC-F		
							9 WLOR >	10 WRVF-F		

Other Rated Stations				Metro Share	Cume Rating	TSA AQH Cume	Other Rated Stations--Outside Market				Metro Share	Cume Rating	TSA AQH Cume
WBUZ-F	AOR	106.5	Delta, OH	2.6	7.7	CKLW	N/T	800	Windsor, ON	0.4	1.9		
WFOB	T	1430	Fostoria, OH	0.5	1.4	WDFM-F	AC/CHR	98.1	Defiance, OH	0.5	1.5		
WIMJ-F	O	107.7	North Baltimore, OH	0.4	0.7	WJLB-F	B	97.9	Detroit	0.9	2.8		
WJZE-F	AOR	97.3	Oak Harbor, OH	0.3	1.0	WKXA-F	AC	100.5	Findlay, OH	0.4	1.0		
WTOO	C	1560	Toledo	0.5	2.5	WRIF-F	AOR	101.1	Detroit	0.4	1.4		
						WMMV-F	J	98.7	Detroit	0.4	1.5		

TOLEDO

Consolidation Report	12+	25-54	Revenue
Clear Channel WCWA-AM, WIOT-FM, WRVF-FM, WSPD-AM, WVKF-FM	31.6 %	29.3 %	45.3 %
Cumulus WBUZ-FM, WKKO-FM, WLQR-AM, WRQN-FM, WTOD-AM, WTWR-FM, WWWM-FM, WXKR-FM	32.9 %	38.2 %	50.0 %
	64.5 %	67.5 %	95.3 %

AM Stations

Station	Power	Daypart	Format	Network	Revenue	Company	Parent
WCWA	1230	1 kw	Standards	CBS	<\$20.00	Eastman	Clear Channel
WDMN	1520	1 kw (DA-2)	Black Gospel	USA	\$ NA	--	
WLQR	1470	1 kw (DA-2)	Sports	1-On-1, ABC, ESPN	<\$20.00	Interep	Cumulus
WSPD	1370	5 kw (DA-N)	Full Service	ABC	\$38.00	Mc-Guild	Clear Channel

FM Stations

Station	Freq	Power	Daypart	Format	Network	Revenue	Company	Parent	Location
WBUZ	106.5	3 kw @ 328		AOR		\$20.00	Allied	Cumulus	Delta, OH
WCKY	103.7	50 kw @ 430		Country	ABC	\$ NA	Clr Chnl	Clear Channel	Tiffin, OH
WIMX	95.7	3.5 kw @ 433		Black AC		\$20.00	Interep		Gibsonburg, OH
WIOT	104.7	50 kw @ 540		AOR	Source	\$61.00	Eastman	Clear Channel	
WJUC	107.3	3 kw @ 328		Black		\$ NA	Allied		Swanton, OH
WKKO	99.9	50 kw @ 500		Country	ABC	\$94.00	Katz	Cumulus	
WMTR	96.1	3.8 kw @ 400		Classic Hits	WW1, CNN, ESPN	\$ NA	Regional Re		Archbold, OH
WRQN	93.5	4.1 kw @ 397		Oldies	ABC	\$30.00	Katz	Cumulus	Bowling Green, OH
WRVF	101.5	19 kw @ 807		AC		\$54.00	Mc-Guild	Clear Channel	
WTWR	98.3	1.4 kw @ 466		CHR	AP	\$ NA	--	Cumulus	Monroe, MI
WVKF	92.5	50 kw @ 480		CHR		\$67.00	Mc-Guild	Clear Channel	
WWWM	105.5	4.3 kw @ 390		AC		\$52.00	D&R	Cumulus	Sylvania, OH
WXKR	94.5	30 kw @ 630		Classic AOR		\$29.00	D&R	Cumulus	Port Clinton, OH

Notes: * WKKO-F revenue level includes WTOD revenue . . . Other ranked stations -- See Detroit . . . WCKY-F is not home to the metro, but is listed in the station roster because it is shown in no other market

TUCSON

Arbitron Rank: 61 **Pop (12+):** 698,300
MSA Rank: 70
MSA Pop: 811,000
DMA: 78
Average Persons Rating: 15.5
Market TSL In Hours: 21.00

Stations: 27 / 25
Diaries: 1,977 / 353:1 / 52.7%
Sample Target: 1,760
% Below Line: 1.9
% Not Listed: 12.6
Pop per Station: 27,932

Last Year's Revenue: \$34,600,000
Household Income: \$34,904
Total Retail Sales: \$7.8 Bil.
#1 Biller: KIIM-F \$6,430,000
#1 Billing Portfolio
Clear Channel \$9,240,000

12+ Metro	Format	Winter 00 1/4 Share	Fall 99	Sum 99	Spq 99	Win 99	4-Book Avg.	12+ Metro Cume / Rtg.	Fall 99	Win 99	12+ TSA AQH / Cume	Revenue Level	
1	KIIM-F	C	134 / 12.4	9.8	10.2	11.7	9.8	11.0	1540 / 22.1	21.0	19.0	G	KIIM-F
2	KRQQ-F	CHR	107 / 9.9	11.5	9.2	9.3	8.5	10.0	1816 / 26.0	26.5	24.6	F	KRQQ-F
3	KMXZ-F	AC	84 / 7.8	7.6	9.2	5.8	7.3	7.6	1227 / 17.6	15.8	17.6	G	KMXZ-F
4	KLPX-F	AOR	60 / 5.5	5.9	7.2	6.0	6.0	6.2	772 / 11.1	12.0	12.7	E	KLPX-F
5	KOHT-F	CHR/U	57 / 5.3	4.7	3.8	5.6	5.2	4.8	921 / 13.2	11.9	14.3	B	KOHT-F
6	KNST	T/N	55 / 5.1	6.1	5.4	5.2	5.9	5.4	931 / 13.3	13.6	13.3	D	KNST
7	KFMA-F	AOR-NR	54 / 5.0	5.6	4.3	4.3	3.9	4.8	914 / 13.1	13.6	13.3	C	KFMA-F
8	KWFM-F	O	49 / 4.5	4.5	4.1	4.0	4.8	4.3	889 / 12.7	12.8	11.6	C	KWFM-F
9	KZPT-F	AC/CHR	47 / 4.3	3.6	4.5	3.9	4.0	4.1	966 / 13.8	13.6	13.4	C	KZPT-F
10	KOAZ-F	J	36 / 3.3	4.0	2.5	2.7	3.5	3.1	591 / 8.5	10.1	7.5	A	KOAZ-F
11	KHYT-F	CL HITS	33 / 3.0	4.7	3.4	5.5	3.8	4.2	759 / 10.9	14.0	11.6	D	KHYT-F
12	KGTV	ST	26 / 2.4	1.4	0.8	1.0	1.5	1.4	187 / 2.7	2.0	3.3	A	KGTV
13	KGMG-F	B/O	25 / 2.3	2.6	3.0	4.4	1.6	3.1	450 / 6.4	7.4	4.4		KGMG-F
14	KCEE	ST	24 / 2.2	2.4	2.0	2.0	3.5	2.2	357 / 5.1	5.9	7.4	A	KCEE
15	KQTL	SP-VA	22 / 2.0	0.8	2.1	2.4	1.5	1.8	188 / 2.7	2.1	2.3		KQTL
16	KTUC	ST	19 / 1.8	2.0	0.9	1.1	1.1	1.4	287 / 4.1	4.9	3.3		KTUC
18	KCUB	C	19 / 1.8	1.4	1.5	1.5	1.2	1.5	254 / 3.6	3.4	3.5	A	KCUB
18	KEVT	SP-R	14 / 1.3	0.8	0.6				143 / 2.1	1.2			KEVT
18	KZLZ-F	SP-C	14 / 1.3	0.7	1.1	1.7	2.6	1.2	199 / 2.8	2.0	4.5	B	KZLZ-F
20	KXEW	SP-TJ	13 / 1.2	1.3	2.4	1.5	1.8	1.6	196 / 2.8	3.9	4.3	A	KXEW
20	KFFN	SPRTS	13 / 1.2	1.3	1.2	0.8	1.5	1.1	218 / 3.1	3.6	3.5	A	KFFN

12+ FM Share (Metro): 75.08% (711 of 947) (Winter 99: 72.27%)

Teens	18-34	18-49	25-49	25-54	35+	12+ AMD	12+ Mid	12+ PMD	12+ Eve	12+ Wknd
1 KRQQ-F	1 KRQQ-F	1 KIIM-F <	1 KIIM-F	1 KIIM-F	1 KIIM-F >	1 KIIM-F >	1 KIIM-F >	1 KIIM-F	1 KRQQ-F	1 KIIM-F
2 KOHT-F >>>	2 KFMA-F <	2 KRQQ-F	2 KRQQ-F <	2 KMXZ-F	2 KMXZ-F >	2 KRQQ-F	2 KMXZ-F	2 KRQQ-F	2 KOHT-F	2 KRQQ-F >
3 KFMA-F	3 KIIM-F <	3 KLPX-F <	3 KLPX-F <	3 KRQQ-F <	3 KNST <	3 KMXZ-F >	3 KNST <	3 KMXZ-F	3 KIIM-F	3 KOHT-F
4 KZPT-F	4 KMXZ-F	4 KMXZ-F >	4 KLPX-F >	4 KWFM-F	4 KWFM-F	4 KFMA-F <	4 KRQQ-F	4 KLPX-F <	4 KFMA-F >	4 KLPX-F <
5 KLPX-F <	5 KFMA-F <	5 KZPT-F <	5 KWFM-F	5 KOAZ-F <	5 KLPX-F	5 KLPX-F	5 KLPX-F	5 KOHT-F	5 KLPX-F <	5 KMXZ-F
6 KOHT-F >	6 KZPT-F	6 KFMA-F <	6 KNST	6 KLPX-F	6 KWFM-F	6 KWFM-F	6 KZPT-F <	6 KZPT-F <	6 KMXZ-F <	6 KWFM-F <
	7 KOHT-F	7 KWFM-F <	7 KZPT-F	6 KRQQ-F	6 KOHT-F <	7 KWFM-F <	7 KFMA-F <	7 KFMA-F <	7 KNST	7 KOHT-F <
	8 KHYT-F <	8 KHYT-F	7 KFMA-F <	8 KGVY	8 KNST	8 KNST	8 KFMA-F	8 KNST	8 KZPT-F	8 KZPT-F
	9 KWFM-F	8 KNST	9 KHYT-F	8 KCEE	9 KOAZ-F <	9 KHYT-F	8 KWFM-F	8 KWFM-F	8 KWFM-F >	9 KNST
			10 KOAZ-F	10 KHYT-F	10 KZPT-F	10 KOAZ-F	10 KOAZ-F	10 KOAZ-F <		10 KCEE <
				10 KQTL						

Wom 18-24	Wom 18-34	Wom 25-34	Wom 18-49	Wom 25-54	Men 18-24	Men 18-34	Men 25-34	Men 18-49	Men 25-54	12+ Ovrnite
1 KRQQ-F	1 KIIM-F	1 KIIM-F	1 KIIM-F <	1 KIIM-F <	1 KRQQ-F	1 KFMA-F	1 KLPX-F	1 KLPX-F >	1 KLPX-F	1 KIIM-F
2 KIIM-F	1 KRQQ-F >	2 KRQQ-F	2 KRQQ-F	2 KMXZ-F	2 KFMA-F >	2 KLPX-F <	2 KFMA-F >	2 KIIM-F <	2 KIIM-F >	1 KRQQ-F >
3 KFMA-F	3 KZPT-F	3 KZPT-F	3 KMXZ-F >	3 KRQQ-F >	3 KZPT-F	3 KRQQ-F	3 KRQQ-F	3 KFMA-F <	3 KNST <	3 KNST <
3 KOHT-F	4 KOHT-F	4 KMXZ-F	4 KZPT-F	4 KWFM-F	4 KOHT-F	4 KZPT-F	4 KZPT-F	4 KRQQ-F >	4 KFMA-F	4 KFMA-F
5 KZPT-F >	5 KFMA-F <	5 KOHT-F	5 KOHT-F <	5 KZPT-F	5 KIIM-F	5 KOHT-F	5 KOHT-F >	5 KZPT-F <	5 KHYT-F	4 KLPX-F
	6 KMXZ-F >>	6 KFMA-F >	6 KWFM-F <	6 KOAZ-F	6 KIIM-F >	6 KNST	6 KNST	6 KHYT-F	5 KRQQ-F	4 KWFM-F <
		7 KGMF-F	7 KFMA-F <	7 KLPX-F		6 KHYT-F	7 KNST	7 KNST	7 KMXZ-F	
		7 KLPX-F >	8 KLPX-F >	7 KOHT-F	7 KNST	6 KIIM-F >	6 KMXZ-F	7 KWFM-F	7 KWFM-F	
				7 KNST			9 KOHT-F	9 KOHT-F	9 KZPT-F	
									9 KOAZ-F	

Other Rated Stations		Metro Share	Cume Rating	TSA AQH Cume	Other Rated Stations--Outside Market		Metro Share	Cume Rating	TSA AQH Cume		
KGMS-F	REL	97.1	Green Valley	0.5	2.1	KYOT-F	J	95.5	Phoenix	0.6	1.6
KJLL	T	1330	South Tucson	0.7	2.1						
KSAZ	ST	580	Marana	0.8	2.3						
KTKT	N	990	Tucson	0.5	2.9						
KTZR	SP-R	1450	Tucson	0.8	2.0						

TUCSON

Consolidation Report	12+	25-54	Revenue
Clear Channel KCEE-AM, KNST-AM, KROQ-FM, KWFM-FM	21.7 %	20.4 %	26.7 %
Journal Broadcast Group KFFN-AM, KGMG-FM, KMXZ-FM, KZPT-FM	15.6 %	18.9 %	21.6 %
Local KOHT-FM, KTZR-AM, KXEW-AM	7.3 %	5.3 %	3.6 %
Lotus KFMA-FM, KLPX-FM, KTKT-AM	11.0 %	13.3 %	13.7 %
Stone Broadcasting KCUB-AM, KHYT-FM, KIIM-FM	17.2 %	18.2 %	25.2 %
	72.8 %	76.1 %	90.8 %

AM Stations

Station	Power	Time	Genre	Advertiser	Agency	Buyer	Product	Comments
KCEE	940	1 kw/0.25 kw (DA-2)	Standards	Westwd, CNN	\$20.00	Sentry	Clear Channel	
KCUB	1290	1 kw	Country	AP	\$22.00	Katz	Stone Bcstg.	
KEVT	1030	10 kw/1 kw (DA-2)	Hispanic-Regional		\$ NA	—		Cortaro
KFFN	1490	1 kw	Sports	1-on-1, ABC	\$ NA	Eastman	Journal Bcst Gp	
KGYY	1080	1 kw (Days)	Standards	ABC	\$20.00	—		Green Valley
KNST	790	5 kw/0.5 kw (DA-1)	News/Talk	ABC, Westwd, ESPN	\$46.00	Sentry	Clear Channel	
KQTL	1210	10 kw/1 kw (DA-2)	Hispanic		\$ NA	Caballero	Radio Unica, pend.	Sahuarita
KTUC	1400	0.757 kw	Standards	AP	\$<20.00	—	Stone Radio	
KXEW	1600	1 kw (DA-N)	Tejano		\$<20.00	Lotus	KTZR/KOHT-F	

FM Stations

Station	Power	Time	Genre	Advertiser	Agency	Buyer	Product	Comments
KFMA	92.1	50 kw @ 492	AOR-New Rock		\$23.00	Christal	Lotus	Green Valley
KGMG	106.3	0.44 kw @ 4472	Black Oldies		\$ NA	Eastman	Journal Bcst Gp	Oracle
KHYT	107.5	15 kw @ 3527	Classic Hits		\$44.00	Katz	Stone Bcstg.	
KIIM	99.5	93 kw @ 2036	Country		\$105.00	Katz	Stone Bcstg.	
KLPX	96.1	100 kw @ 1952	AOR		\$56.00	Christal	Lotus	
KMXZ	94.9	100 kw @ 1952	AC		\$85.00	Eastman	Journal Bcst Gp	
KOAZ	97.5	6 kw @ 154	Jazz			Katz	Stone Radio	Oro Valley
KOHT	98.3	6 kw @ 184	Bilingual Dance CHR		\$30.00	Lotus	KTZR/KXEW	Marana
KROQ	93.7	94 kw @ 2032	CHR		\$57.00	Sentry	Clear Channel	
KWFM	92.9	93 kw @ 2036	Oldies	ABC, Westwd	\$51.00	Sentry	Clear Channel	
KZLZ	105.3	50 kw @ 492	Hispanic-Contemp.		\$ NA	Katz Hisp.	Entravision, pend.	Kearny
KZPT	104.1	3 kw @ 102	Hot AC (AC/CHR)		\$45.00	Eastman	Journal Bcst Gp	

Notes: 4/00 KZLZ-F sold by Z-Spanish to Entravision as part of a \$475,000,000 group transaction . . . 5/00 KQTL (1210) sold to Radio Unica for \$3,300,000 (Serafin)

TULSA

Arbitron Rank: 62 **Pop (12+):** 685,200
MSA Rank: 72
MSA Pop: 771,000
DMA: 59
Average Persons Rating: 13.6
Market TSL in Hours: 18.50

Stations: 23 / 23
Diaries: 1,650 / 415:1 / 50.2%
Sample Target: 1,600
% Below Line: 0.0
% Not Listed: 9.2
Pop per Station: 29,791

Last Year's Revenue: \$36,800,000
Household Income: \$39,996
Total Retail Sales: \$8.3 Bil.
#1 Biller: KWEN-F \$5,100,000
#1 Billing Portfolio
Cox Radio \$15,305,000

12+ Metro	Format	Winter 00 1/4 Share	Fall 99	Sum 99	Sp 99	Win 99	4-Book Avg.	12+ Metro Cume / Rtg.	Fall 99	Win 99	12+ TSA AQH / Cume	Revenue Level	
1	KRMG	FS	82 / 8.8	8.8	9.3	9.6	9.6	9.1	1272 / 18.6	20.1	18.0	F	KRMG
2	KHTT-F	CHR	62 / 6.7	6.3	7.5	7.3	6.0	6.9	1345 / 19.6	19.5	20.6	D	KHTT-F
3	KWEN-F	C	60 / 6.4	8.3	6.7	8.0	8.6	7.4	1179 / 17.2	18.5	19.3	G	KWEN-F
4	KBEZ-F	SAC	59 / 6.3	5.8	5.0	3.9	5.1	5.3	932 / 13.6	12.9	12.9	E	KBEZ-F
5	KMOD-F	AOR	57 / 6.1	5.7	6.6	6.2	6.8	6.2	860 / 12.5	11.5	13.7	F	KMOD-F
5	KXOJ-F	REL-CC	57 / 6.1	4.1	3.5	4.8	4.7	4.6	655 / 9.8	8.4	9.7	A	KXOJ-F
7	KRAV-F	AC	48 / 5.2	4.4	5.6	4.7	4.7	5.0	1012 / 14.8	12.7	11.9	D	KRAV-F
8	KJSR-F	CL HITS	46 / 4.9	5.4	5.4	5.6	5.2	5.3	1040 / 15.2	15.9	14.2	D	KJSR-F
9	KMYZ-F	AOR-NR	45 / 4.8	4.4	3.4	5.0	3.8	4.4	806 / 11.8	12.9	13.2	D	KMYZ-F
10	KVOO-F	C	44 / 4.7	4.9	5.2	5.2	4.7	5.0	687 / 10.0	10.1	11.5	E*	KVOO-F
11	KVOO	C	38 / 4.1	3.6	4.2	3.5	2.1	3.8	571 / 8.3	8.2	5.6	*	KVOO
12	KQLL-F	O	37 / 4.0	4.4	5.5	4.9	6.6	4.7	745 / 10.9	11.5	13.3	C	KQLL-F
13	KCKI-F	C	34 / 3.6	4.2	3.4	2.4	3.2	3.4	654 / 9.5	11.1	8.8	C	KCKI-F
14	KJMM-F	B	33 / 3.5	3.9	3.7	3.8	5.2	3.7	460 / 6.7	7.5	8.1	B	KJMM-F
15	KCFM-F	CL	31 / 3.3	3.3	2.9	2.9	2.8	3.1	605 / 8.8	8.1	6.6	B	KCFM-F
16	KIZS-F	CHR	28 / 3.0	2.5	1.2	1.7	1.3	2.1	752 / 11.0	7.2	4.6		KIZS-F
17	KRTQ-F	AOR-NR	23 / 2.5	4.2	4.0	4.8	4.3	3.9	566 / 8.3	11.2	7.7		KRTQ-F
17	KGTO	ST	23 / 2.5	2.2	1.9	1.3	2.1	2.0	201 / 2.9	4.0	3.0	A	KGTO

12+ FM Share (Metro): 79.79% (675 of 846) (Winter 99: 82.33%)

Teens	18-34	18-49	25-49	25-54	35+	12+ AMD	12+ Mid	12+ PMD	12+ Eve	12+ Wknd
1 KHTT-F <	1 KHTT-F	1 KMOD-F <	1 KMOD-F	1 KMOD-F	1 KRMG >	1 KRMG >	1 XRMG	1 KRMG	1 KHTT-F	1 KHTT-F <
2 KMYZ-F >	2 KMYZ-F	2 KXOJ-F <	2 KXOJ-F <	2 KXOJ-F	2 KBEZ-F	2 KMOD-F <	2 KBEZ-F <	2 KHTT-F <	2 KMYZ-F	2 KXOJ-F <
3 KIZS-F >	2 KRAV-F	3 KRAV-F <	3 KWEN-F <	3 KRMG	3 KWEN-F	3 KWEN-F <	3 KMOO-F	3 KWEN-F <	3 KJMM-F	3 KWEN-F <
4 KRTQ-F	2 KXOJ-F	4 KWEN-F <	4 KJSR-F <	3 KWEN-F	4 KVOO <	4 KHTT-F <	4 KRAV-F <	4 KXOJ-F <	4 KBEZ-F <	4 KBEZ-F <
	5 KMOD-F <	5 KHTT-F <	5 KRAV-F <	3 KBEZ-F <	5 KMOD-F <	5 KXOJ-F	5 KWEN-F <	5 KMOD-F <	5 KXOJ-F <	5 KRMG <
	6 KCKI-F >	6 KJSR-F <	6 KBEZ-F	6 KJSR-F <	6 KVOO-F	5 KBEZ-F	6 KJSR-F	6 KRAV-F <	6 KRMG	6 KMYZ-F <
	7 KWEN-F	7 KBEZ-F	7 KRMG <	7 KRAV-F	7 KQLL-F <	7 KVOO-F <	6 KXOJ-F <	7 KBEZ-F <	7 KWEN-F	7 KQLL-F <
	7 KJSR-F	8 KMYZ-F	8 KHTT-F	8 KHTT-F	8 KJSR-F <	8 KRAV-F	8 KVOO <	8 KMYZ-F	7 KJSR-F	8 KVOO
	9 KRTQ-F <	8 KCKI-F	9 KCKI-F <	8 KQLL-F <	9 KXOJ-F <	9 KVOO <	9 KVOO-F	8 KJSR-F <	9 KMOD-F	8 KJSR-F <
		10 KRMG <	10 KVOO-F <	10 KVOO-F	10 KCFM-F	10 KMYZ-F <	9 KHTT-F	10 KVOO-F	10 KRAV-F	10 KMOD-F <

Wom 18-24	Wom 18-34	Wom 25-34	Wom 18-49	Wom 25-54	Men 18-24	Men 18-34	Men 25-34	Men 18-49	Men 25-54	12+ Ovrnite
1 KHTT-F >	1 KHTT-F	1 KXOJ-F	1 KRAV-F	1 KBEZ-F <	1 KMYZ-F	1 KMYZ-F <	1 KMOD-F	1 KMOD-F >	1 KMOD-F >	1 KJSR-F
2 KRAV-F >	2 KRAV-F	2 KRAV-F	2 KWEN-F	2 KWEN-F <	2 KHTT-F	2 KMOO-F >	2 KMYZ-F	2 KJSR-F	2 KJSR-F <	1 KRMG <
3 KCKI-F	3 KXOJ-F >	3 KHTT-F >	2 KBEZ-F <	3 KRAV-F <	3 KRTQ-F	3 KCKI-F	3 KCKI-F	3 KMYZ-F <	3 KRMG	3 KWEN-F <
4 KMYZ-F	4 KCKI-F	4 KIZS-F	4 KHTT-F <	4 KXOJ-F >	3 KXOJ-F	3 KRTQ-F	4 KRTQ-F	4 KXOJ-F <	4 KXOJ-F	4 KHTT-F
4 KBEZ-F	4 KIZS-F	5 KVOO-F	5 KXOJ-F >	5 KQLL-F	5 KWEN-F	5 KHTT-F	4 KRMG	5 KRMG	5 KMYZ-F <	5 KMYZ-F
6 KIZS-F	6 KWEN-F	6 KJSR-F	6 KIZS-F	5 KHTT-F	5 KMOD-F	5 KXOJ-F	4 KXOJ-F	6 KCKI-F	6 KCKI-F <	5 KQLL-F
6 KJMM-F >	6 KJMM-F	7 KCKI-F	6 KJMM-F <	7 KRMG <	5 KRAV-F >	7 KWEN-F	7 KHTT-F	7 KHTT-F	7 KVOO-F	
	6 KJSR-F	7 KWEN-F	8 KJSR-F <	8 KVOO-F	7 KJSR-F	8 KJSR-F	8 KJSR-F	7 KRTQ-F <	8 KWEN-F	
	6 KBEZ-F		9 KQLL-F	9 KJSR-F			8 KMRX-F	9 KWEN-F	8 KHTT-F	
			9 KCKI-F <						8 KRTQ-F	
									8 KBEZ-F	

Other Rated Stations	Metro Share	Cume Rating	TSA AQH Cume
KCFO	REL	970	Tulsa 0.4 1.8
KMRX-F	AOR-P	101.5	Collinsville 1.2 4.8
KQLL	SPRTS	1430	Tulsa 1.3 4.1
KTFX	B/G	1340	Sand Springs 0.6 1.3
KXOJ	G	1550	Sapulpa 0.6 1.4

TULSA

Consolidation Report	12+	25-54	Revenue
Clear Channel KAKC-AM, KIZS-FM, KMOD-FM, KMRX-FM, KQLL-AM, KQLL-FM	15.6 %	19.9 %	19.9 %
Cox Radio KGTO-AM, KJSR-FM, KRAV-FM, KRMG-AM, KRTQ-FM, KWEN-FM	30.3 %	29.4 %	41.6 %
Journal Broadcast Group KCKI-FM, KVOO-AM, KVOO-FM	12.4 %	11.1 %	13.2 %
Renda KBEZ-FM, KHTT-FM	13.0 %	11.6 %	14.3 %
Shamrock KCFM-FM, KMYZ-FM	8.1 %	5.9 %	7.3 %
	79.4 %	77.9 %	96.3 %

AM Stations

Station	Freq	Power	Service	Advertiser	Agency	Product
KGTO	1050	1 kw/0.022 kw	Standards	CNN, Westwd	\$<20.00	Allied Cox Radio
KRMG	740	50 kw/25 kw (DA-2)	Full Service	ABC, CNN	\$72.00	Christal Cox Radio
KVOO	1170	50 kw (DA-N)	Country	ABC	\$ NA	D&R Journal Bcst Gp

FM Stations

Station	Freq	Power	Service	Advertiser	Agency	Product
KBEZ	92.9	100 kw @ 1318	Soft AC		\$62.00	Eastman Renda
KCFM	94.1	18 kw @ 817	Classical		\$<20.00	Allied Shamrock Okmulgee
KCKI	99.5	100 kw @ 981	Country		\$28.00	D&R Journal Bcst Gp Henryetta
KHTT	106.9	100 kw @ 1010	CHR		\$40.00	Eastman Renda Muskogee
KIZS	92.1	27 kw @ 666	CHR		\$35.00	Clr Chnl Clear Channel Broken Arrow
KJMM	105.3	3.4 kw @ 879	Black	AURN, ABC, WW1	\$<20.00	Interep Perry Bixby
KJSR	103.3	100 kw @ 1280	Classic Hits		\$49.00	Christal Cox Radio
KMOD	97.5	100 kw @ 1327	AOR		\$70.00	Clr Chnl Clear Channel
KMYZ	104.5	70 kw @ 1130	AOR-New Rock		\$53.00	Allied Shamrock Pryor
KQLL	106.1	100 kw @ 1322	Oldies		\$42.00	Clr Chnl Clear Channel Owasso
KRAV	96.5	100 kw @ 1327	AC		\$35.00	Allied Cox Radio
KRTQ	102.3	50 kw @ 492	New Rock		\$ NA	Christal Cox Radio Sand Springs
KVOO	98.5	100 kw @ 1226	Country	ABC	\$70.00	D&R Journal Bcst Gp
KWEN	95.5	100 kw @ 1327	Country		\$104.00	Katz Cox Radio
KXOJ	100.9	5 kw @ 360	Contemp. Christian		\$ NA	Salem Sapulpa

Notes: * KVOO-F revenue level includes KVOO revenue

WASHINGTON, DC

Arbitron Rank: 9 **Pop (12+):** 3,664,600
MSA Rank: 5
MSA Pop: 4,670,000
DMA: 8
Average Persons Rating: 15.6
Market TSL In Hours: 20.50

Stations: 38 / 31
Diaries: 4,158 / 881:1 / 46.8%
Sample Target: 4,030
% Below Line: 3.8
% Not Listed: 16.1
Pop per Station: 118,213

Last Year's Revenue: \$257,600,000
Household Income: \$71,969
Total Retail Sales: \$46.1 Bil.
#1 Biller: WJFK-F \$23,270,000
#1 Billing Portfolio
Clear Channel \$76,080,000

12+ Metro	Format	Winter 00 1/4 Share	Fall 99	Sum 99	Spq 99	Wln 99	4-Book Avg.	12+ Metro Cume / Rtg.	Fall 99	Wln 99	12+ TSA AQH / Cume	Revenue Level	
1	WHUR-F	B/AC	372 / 6.5	5.0	5.1	5.9	6.2	5.6	4653 / 12.7	11.4	14.3	G	WHUR-F
2	WKYS-F	B	330 / 5.8	4.8	5.4	5.0	5.8	5.2	5534 / 15.1	13.2	14.8	I	WKYS-F
3	WPGC-F	B/CHR	328 / 5.7	5.8	6.3	5.5	6.2	5.8	5830 / 15.9	15.5	17.2	K	WPGC-F
4	WMAL	FS/T	265 / 4.6	3.7	4.2	4.3	4.0	4.2	3520 / 9.6	9.6	10.1	I	WMAL
5	WGMS-F	CL	258 / 4.5	4.0	3.6	3.7	3.6	4.0	3410 / 9.3	8.7	9.3	I	WGMS-F
6	WMZQ-F	C	237 / 4.2	4.2	4.2	4.6	3.9	4.3	3515 / 9.6	11.1	11.3	J	WMZQ-F
7	WRQX-F	AC/CHR	232 / 4.1	4.2	3.7	4.4	4.3	4.1	4823 / 13.2	13.4	13.5	J	WRQX-F
8	WJZW-F	J	218 / 3.8	3.7	3.7	3.2	3.0	3.6	3550 / 9.7	13.5	8.4	H	WJZW-F
9	WTOP-AF	N	217 / 3.8	3.5	3.8	3.5	3.7	3.7	5821 / 15.9	13.7	15.4	J	WTOP-AF
10	WJFK-F	T	213 / 3.7	5.2	3.8	4.4	4.0	4.3	3272 / 8.9	12.8	8.5	K	WJFK-F
11	WBIG-F	O	210 / 3.7	3.9	4.5	4.7	4.2	4.2	4020 / 11.0	11.7	12.2	J	WBIG-F
12	WASH-F	AC	203 / 3.6	4.3	3.6	3.6	3.6	3.8	3964 / 10.8	11.5	10.9	J	WASH-F
13	WWZZ-FF	CHR	197 / 3.5	3.3	3.6	3.3	3.4	3.4	4767 / 13.0	12.9	13.7	H	WWZZ-FF
14	WWDC-F	AOR	189 / 3.3	4.2	3.5	3.8	3.7	3.7	4994 / 13.6	15.2	14.2	H	WWDC-F
15	WJMO-F	B/O	165 / 2.9	3.2	3.9	4.5	4.1	3.6	3748 / 10.2	11.6	9.4	H	WJMO-F
15	WMMJ-F	B/AC	165 / 2.9	3.9	3.4	3.5	4.4	3.4	2666 / 7.3	9.1	10.6	H	WMMJ-F
17	WARW-F	CL AOR	159 / 2.8	3.0	2.2	2.1	2.3	2.5	3959 / 10.8	10.5	9.4	H	WARW-F
18	WHFS-F	AOR-NR	105 / 1.8	2.4	2.0	2.3	1.9	2.1	3464 / 9.5	11.8	10.2	I	WHFS-F
19	WTEM	SPRTS	90 / 1.8	1.4	1.4	1.2	1.7	1.4	1769 / 4.8	4.7	5.8	F	WTEM
20	WPGC	B/G	85 / 1.5	1.0	0.8	1.0	1.4	1.1	1021 / 2.8	2.6	3.5	C	WPGC
21	WAVA-F	REL	56 / 1.0	1.3	1.5	1.0	1.3	1.2	1180 / 3.2	3.5	3.7		WAVA-F

12+ FM Share (Metro): 82.25% (3939 of 4789) (Winter 99: 83.24%)

Teens	18-34	18-49	25-49	25-54	35+	12+ AMD	12+ Mid	12+ PMD	12+ Eve	12+ Wknd
1 WKYS-F	1 WKYS-F >	1 WKYS-F <	1 WHUR-F	1 WHUR-F >	1 WHUR-F <	1 WHUR-F <	1 WMAL <	1 WPGC-F <	1 WPGC-F	1 WHUR-F >
1 WPGC-F	2 WPGC-F >	2 WHUR-F <	2 WKYS-F <	2 WRQX-F <	2 WMAL <	2 WKYS-F <	2 WHUR-F <	2 WKYS-F	2 WKYS-F <	2 WPGC-F <
3 WWZZ-FF >	3 WWDC-F	3 WPGC-F	3 WRQX-F <	3 WKYS-F <	3 WGMS-F	3 WTOP-AF	3 WGMS-F <	3 WJFK-F <	3 WHUR-F >	3 WKYS-F
4 WWDC-F <	4 WJFK-F <	4 WRQX-F	4 WPGC-F <	4 WPGC-F <	4 WBIG-F	3 WMAL <	4 WKYS-F	4 WHUR-F	4 WWZZ-FF <	4 WGMS-F <
5 WHFS-F >>	5 WWZZ-FF <	5 WJFK-F	5 WJFK-F	5 WJFK-F	4 WTOP-AF <	5 WJFK-F	4 WPGC-F <	4 WGMS-F <	5 WJZW-F <	5 WJZW-F
	6 WHUR-F <	6 WASH-F	6 WJZW-F	6 WJZW-F <	6 WJZW-F <	6 WRQX-F <	6 WMZQ-F <	6 WRQX-F <	6 WJFK-F <	6 WMZQ-F <
	7 WRQX-F	6 WWDC-F <	7 WARW-F	7 WBIG-F <	7 WMZQ-F	7 WPGC-F	7 WBIG-F	7 WJZW-F <	7 WASH-F <	7 WWZZ-FF <
	8 WASH-F	8 WJZW-F <	7 WASH-F <	8 WASH-F <	8 WMMJ-F	7 WMZQ-F <	7 WASH-F	8 WMZQ-F <	8 WGMS-F	8 WMAL
	9 WHFS-F <	9 WARW-F <	9 WBIG-F <	9 WMZQ-F <	8 WRQX-F <	9 WGMS-F	9 WRQX-F <	9 WTOP-AF <	9 WMMJ-F <	8 WRQX-F <
	10 WMZQ-F	10 WMZQ-F	10 WMZQ-F <	10 WARW-F	10 WASH-F	10 WWDC-F <	10 WJZW-F <	10 WMAL <	10 WHFS-F <	10 WBIG-F <
		10 WWZZ-FF <								

Wom 18-24	Wom 18-34	Wom 25-34	Wom 18-49	Wom 25-54	Men 18-24	Men 18-34	Men 25-34	Men 18-49	Men 25-54	12+ Ovrmtte
1 WKYS-F	1 WKYS-F >	1 WKYS-F >	1 WKYS-F <	1 WHUR-F	1 WPGC-F	1 WPGC-F <	1 WJFK-F >	1 WJFK-F <	1 WHUR-F <	1 WPGC-F
2 WPGC-F	2 WPGC-F	2 WPGC-F	2 WHUR-F	2 WRQX-F <	2 WKYS-F >	2 WKYS-F <	2 WKYS-F <	2 WPGC-F	2 WJFK-F	2 WMAL <
3 WWZZ-FF	3 WRQX-F <	2 WRQX-F	3 WPGC-F	3 WKYS-F	3 WWDC-F	3 WJFK-F	3 WWDC-F	3 WHUR-F <	3 WJZW-F <	3 WTOP-AF
4 WASH-F	4 WASH-F	4 WHUR-F <	3 WRQX-F	4 WASH-F <	4 WWZZ-FF	4 WWDC-F >	3 WPGC-F	4 WKYS-F	4 WARW-F <	4 WKYS-F <
5 WWDC-F	5 WWZZ-FF	5 WASH-F	5 WASH-F	5 WBIG-F <	5 WJFK-F	5 WHUR-F <	5 WHUR-F >	5 WWDC-F <	5 WPGC-F	5 WHUR-F
6 WRQX-F	6 WHUR-F <	6 WWDC-F <	6 WWZZ-FF	6 WPGC-F	5 WHFS-F >	6 WWZZ-FF <	6 WRQX-F <	6 WARW-F <	6 WKYS-F <	
7 WMZQ-F	7 WWDC-F	7 WJMO-F	6 WBIG-F <	7 WMMJ-F <	7 WBZS	7 WHFS-F <	7 WWZZ-FF <	7 WJZW-F	7 WRQX-F <	
	8 WMZQ-F <	7 WWZZ-FF	8 WMZQ-F	8 WJMO-F	8 WARW-F	8 WARW-F	8 WARW-F <	8 WRQX-F	8 WTOP-AF	
	9 WJMO-F	9 WJFK-F <	8 WJMO-F <	8 WMZQ-F <	9 WRQX-F	9 WMZQ-F	9 WMZQ-F	9 WMZQ-F <	8 WTEM <	
	10 WHFS-F	10 WMZQ-F <	10 WMMJ-F	10 WJZW-F <	10 WMZQ-F	10 WHFS-F	10 WTEM	10 WTEM	10 WMZQ-F <	
						10 WTEM <	10 WWZZ-FF <			

WASHINGTON, DC

Other Rated Stations				Metro Share	Cume Rating	TSA AQH Cume	Consolidation Report			
Other Rated Stations—Outside Market				Metro Share	Cume Rating	TSA AQH Cume	12+	25-54	Revenue	
WACA	SP-C	1540	Wheaton, MD	0.4	0.6		ABC	12.5 %	12.6 %	14.7 %
WBZS	SP-TP	730	Alexandria, VA	0.9	1.4		WJZW-FM, WMAL-AM, WRQX-FM			
WFRE-F	C	99.9	Frederick, MD	0.7	1.8		Bonneville	11.8 %	9.0 %	14.3 %
WGAY	ST	1250	Washington	0.8	1.7		WGMS-FM, WTOP-AF, WWZZ-FF			
WOL	B/T	1450	Washington	0.9	1.4		CBS/Infinity	15.5 %	16.5 %	25.1 %
WWRC	BIZ N	570	Bethesda, MD	0.4	1.8		WARW-FM, WHFS-FM, WJFK-FM, WPGC-AM, WPGC-FM			
WYCB	B/G	1340	Washington	0.6	1.4		Clear Channel	20.4 %	21.2 %	29.5 %
WZHF	SP-C	1390	Arlington, VA	0.4	0.8		WASH-FM, WBIG-FM, WGAY-AM, WJMO-FM, WMZQ-FM, WTEM-AM, WWDC-FM, WWRC-AM			
WARX-F	O	106.9	Hagerstown, MD	0.5	0.9		Mega, pend.	0.9 %	0.9 %	%
WBQB-F	AC	101.5	Fredericksburg, VA	0.4	1.5		WBZS-AM, WINX-AM, WKDL-AM, WMJS-FM, WPLC-FM			
WFLS-F	C	93.3	Fredericksburg, VA	0.5	2.2		Radio One	10.2 %	9.9 %	10.2 %
WNC-F	AC/CHR	92.5	Winchester, VA	0.5	2.3		WKYS-FM, WMMJ-FM, WOL-AM, WYCB-AM			
WYY-F	AOR	97.9	Baltimore	0.7	2.6			71.3 %	70.1 %	93.8 %
WWMD-F	EZ	104.7	Hagerstown, MD	0.8	1.3					
WXYV-F	CHR	102.7	Baltimore	0.4	3.6					

AM Stations

WMAL	630	5 kw (DA-2)	Full Service/Talk	ABC	\$180.00	ABC	ABC	
WPGC	1580	50 kw/0.27 kw (DA-2)	Black Gospel		\$ NA	Infinity	CBS/Infinity	Morningside, MD
WTEM	980	50 kw/5 kw (DA-2)	Sports	CBS, 1-On-1, ESPN	\$65.00	Eastman	Clear Channel	
WTOP	1500	50 kw (DA-2)	News	CBS, AP	\$195.00	Katz	Bonneville	

FM Stations

WARW	94.7	21 kw @ 771	Classic AOR		\$114.00	CBS	CBS/Infinity	Bethesda, MD
WASH	97.1	26 kw @ 686	AC	AMFM	\$220.00	Katz	Clear Channel	
WAVA	105.1	50 kw @ 500	Religion	Westwd, SRN	\$70.00	Salem	Salem	
WBIG	100.3	36 kw @ 574	Oldies		\$184.00	Eastman	Clear Channel	
WGMS	103.5	44 kw @ 518	Classical	CNN	\$195.00	Katz	Bonneville	
WHFS	99.1	50 kw @ 460	AOR - New Rock		\$180.00	CBS	CBS/Infinity	Annapolis, MD
WHUR	96.3	24 kw @ 670	Black AC	ABC	\$140.00	D&R	Howard Univ.	
WJFK	106.7	22 kw @ 730	Talk/Jazz	Westwd	\$315.00	Infinity	CBS/Infinity	Manassas, VA
WJMO	99.5	22 kw @ 751	Black Oldies	AMFM	\$ NA	Katz	Clear Channel	
WJZW	105.9	28 kw @ 648	Jazz	ABC	\$183.00	ABC	ABC	Woodbridge, VA
WKYS	93.9	24.5 kw @ 705	Black		\$140.00	Mc-Guid	Radio One	
WMMJ	102.3	2.9 kw @ 480	Black AC		\$155.00	Mc-Guid	Radio One	Bethesda, MD
WMZQ	98.7	50 kw @ 490	Country	AMFM	\$320.00	Christal	Clear Channel	
WPGC	95.5	50 kw @ 500	Black/CHR		\$340.00	Interep	CBS/Infinity	Morningside, MD
WRQX	107.3	34 kw @ 604	AC/CHR	ABC	\$280.00	ABC	ABC	
WTOP	107.7	29 kw @ 646	Simul. WTOP					Warrenton, VA
WWDC	101.1	22.5 kw @ 760	AOR	AMFM	\$185.00	Christal	Clear Channel	
WWWZ	103.9	0.42 kw @ 910	Simul. WWZZ-F					Braddock Hts., MD
WWZZ	104.1	22 kw @ 764	CHR		\$135.00	Sentry	Bonneville	Waldorf, MD

Notes: 4/00 WKDV (1460; Manassas, VA) and WZHF (1390; Arlington, VA) sold by Mega to Multicultural as part of a \$45,000,000 two-market transaction . . . 4/00 WKCW (1420; Warrenton, VA) sold to Multicultural for \$450,000 . . . 4/00 WPLC-F (94.3; Warrenton, VA) sold to Mega for \$5,250,000 (Media Svcs)

WEST PALM BEACH

Arbitron Rank: 50 Pop (12+): 918,800
 MSA Rank: 59
 MSA Pop: 1,040,000
 DMA: 45
 Average Persons Rating: 15.4
 Market TSL in Hours: 20.50

Stations: 41 / 21
 Diaries: 2,176 / 422:1 / 53.4%
 Sample Target: 2,130
 % Below Line: 32.7
 % Not Listed: 12.5
 Pop per Station: 43,752

Last Year's Revenue: \$43,500,000
 Household Income: \$49,418
 Total Retail Sales: \$14.0 Bil.
 #1 Biller: WEAT-F \$8,500,000
 #1 Billing Portfolio
 CBS/Infinity \$18,660,000

12+ Metro	Format	Winter 00 1/4 Share	Fall 99	Sum 99	Spg 99	Win 99	4-Book Avg.	12+ Metro Cume / Rtg.	Fall 99	Win 99	12+ TSA AQH / Cume	Revenue Level	
1	WEAT-F	SAC	127 / 9.0	8.6	9.7	9.2	10.9	9.1	1503 / 16.4	17.0	18.3	H	WEAT-F
2	WJBW-F	ST	96 / 6.8	7.2	6.3	5.4	6.0	6.4	1101 / 12.0	11.1	12.2	C	WJBW-F
3	WRMF-F	AC	74 / 5.2	4.3	4.5	5.0	4.9	4.8	902 / 9.8	11.7	10.6	H	WRMF-F
4	WEDR-F	B	62 / 4.4	4.7	4.5	4.1	4.1	4.4	867 / 9.4	11.4	10.9		WEDR-F
5	WIRK-F	C	59 / 4.2	5.7	5.6	5.7	5.5	5.3	833 / 9.1	10.8	11.5	G	WIRK-F
6	WLDI-F	CHR	49 / 3.5	2.8	3.6	3.4	3.5	3.3	1154 / 12.6	11.4	12.3	B	WLDI-F
7	WPBZ-F	AOR-NR	47 / 3.3	2.8	3.0	3.1	2.8	3.1	861 / 9.4	8.4	9.0	E	WPBZ-F
8	WDBF-AA	ST	45 / 3.2	2.3	2.3	2.5	3.3	2.6	627 / 6.8	5.5	5.7	A	WDBF-AA
9	WJNO	N/T	44 / 3.1	4.1	4.6	4.7	3.4	4.1	813 / 8.8	10.6	9.0	F	WJNO
10	WTMI-F	CL	40 / 2.8	3.0	2.9	3.0	2.3	2.9	739 / 8.0	6.5	6.4		WTMI-F
11	WKGR-F	CL AOR	38 / 2.7	2.9	3.3	2.8	3.1	2.9	796 / 8.7	9.6	9.9	D	WKGR-F
12	WPOW-F	CHR	36 / 2.5	2.1	2.3	1.8	2.5	2.2	816 / 8.9	8.9	9.2		WPOW-F
13	WBGJ-F	CL AOR	33 / 2.3	2.3	2.2	2.3	2.0	2.3	632 / 6.9	6.9	6.1		WBGJ-F
14	WMBX-F	AC-NR	31 / 2.2	2.2	2.1	2.3	2.1	2.2	830 / 9.0	8.3	9.5	B	WMBX-F
15	WLVE-F	J	27 / 1.9	1.8	1.8	2.1	2.1	1.9	445 / 4.8	4.7	5.1		WLVE-F
16	WHQT-F	B/AC	26 / 1.8	2.6	2.1	2.0	2.2	2.1	497 / 5.4	6.6	6.1		WHQT-F
16	WRMA-F	SP	26 / 1.8	1.0	1.0	0.9	1.7	1.2	322 / 3.5	3.0	3.5		WRMA-F
18	WZTA-F	AOR	25 / 1.8	1.6	1.1	1.2	1.4	1.4	504 / 5.5	4.9	4.2		WZTA-F
18	WRLX-F	B/O	25 / 1.8	2.5	1.7	1.9	2.1	2.0	518 / 5.6	5.1	5.1	C	WRLX-F
20	WOLL-F	O	24 / 1.7	2.6	1.7	2.2	2.0	2.0	550 / 6.0	6.3	6.4	C	WOLL-F

12+ FM Share (Metro): 81.39% (1010 of 1241) (Winter 99: 81.51%)

Teens	18-34	18-49	25-49	25-54	35+	12+ AMD	12+ Mid	12+ PMD	12+ Eve	12+ Wknd
1 WEDR-F >	1 WPBZ-F	1 WEAT-F <	1 WRMF-F <	1 WEAT-F	1 WEAT-F <	1 WEAT-F >	1 WEAT-F	1 WEAT-F >	1 WEOR-F	1 WJBW-F
2 WPOW-F	1 WEOR-F	2 WRMF-F	2 WEAT-F >	2 WRMF-F >	2 WJBW-F >	2 WBGJ-F <	2 WJBW-F <	2 WJBW-F <	2 WEAT-F	2 WEAT-F
3 WLDI-F >	3 WEAT-F <	3 WEDR-F <	3 WEDR-F	3 WKGR-F <	3 WRMF-F	3 WJBW-F	3 WRMF-F >	3 WRMF-F	3 WJBW-F	3 WEDR-F
4 WPBZ-F	4 WLDI-F <	4 WPBZ-F <	4 WPBZ-F	4 WEDR-F <	4 WDBF-AA	4 WRMF-F	4 WJNO <	4 WIRK-F <	4 WLDI-F <	4 WRMF-F
5 WRMF-F <	5 WLDI-F <	4 WIRK-F	4 WIRK-F	5 WIRK-F <	5 WTMI-F <	5 WIRK-F	5 WIRK-F <	5 WEDR-F	5 WPBZ-F <	5 WIRK-F
5 WPOW-F <	5 WIRK-F	4 WBGJ-F	5 WBGJ-F	6 WIRK-F <	6 WIRK-F <	6 WEDR-F <	6 WDBF-AA	6 WLDI-F	6 WPOW-F	5 WTMI-F
7 WIRK-F	7 WBGJ-F <	4 WKGR-F <	5 WPBZ-F	7 WJNO	7 WLDI-F <	7 WEDR-F	6 WJNO	7 WIRK-F	7 WDBF-AA <	
8 WZTA-F	8 WKGR-F <	8 WLDI-F	8 WLDI-F	8 WKGR-F	8 WPBZ-F <	7 WPBZ-F	8 WPBZ-F <	8 WRLX-F <	8 WPBZ-F <	8 WPBZ-F <
9 WBGJ-F	9 WMBX-F <	9 WMBX-F <	9 WMBX-F <	9 WLVE-F <	9 WJNO	9 WKGR-F	9 WPOW-F <	9 WTMI-F <	9 WPOW-F	
9 WMBX-F	10 WPOW-F <	10 WZTA-F	10 WZTA-F <	10 WRMA-F <	10 WDBF-AA <	9 WLDI-F	10 WTMI-F <	10 WHQT-F	9 WLDI-F	

Wom 18-24	Wom 18-34	Wom 25-34	Wom 18-49	Wom 25-54	Men 18-24	Men 18-34	Men 25-34	Men 18-49	Men 25-54	12+ Ovrnite
1 WLDI-F	1 WEAT-F	1 WEAT-F >	1 WEAT-F	1 WEAT-F >	1 WPBZ-F >	1 WPBZ-F >	1 WZTA-F <	1 WPBZ-F	1 WRMF-F <	1 WEAT-F
1 WEDR-F >	2 WLDI-F <	2 WRMF-F	2 WRMF-F	2 WRMF-F >	2 WIRK-F	2 WZTA-F	2 WPBZ-F	2 WEDR-F <	2 WKGR-F <	2 WJNO
3 WPOW-F	3 WEOR-F	3 WLDI-F	3 WLDI-F	3 WLDI-F	3 WPOW-F	3 WEDR-F	3 WBGJ-F	3 WBGJ-F <	3 WPBZ-F	3 WJBW-F
3 WEAT-F	4 WRMF-F	4 WEDR-F	4 WMBX-F	4 WIRK-F	4 WLDI-F	4 WIRK-F	3 WEDR-F	4 WRMF-F <	3 WBGJ-F <	3 WEDR-F
5 WMBX-F	5 WMBX-F	5 WMBX-F	4 WEDR-F <	4 WMBX-F	4 WZZR-F	4 WPOW-F <	5 WRMF-F	5 WZTA-F <	5 WEAT-F	5 WIRK-F
5 WIRK-F	5 WPOW-F	5 WPOW-F	6 WIRK-F >	6 WEDR-F <	4 WEDR-F >>	6 WBGJ-F	6 WIRK-F	6 WIRK-F	5 WEDR-F	5 WHQT-F
5 WSWN >	7 WIRK-F	7 WPBZ-F	7 WPOW-F	7 WRLX-F	7 WZTA-F	7 WRMF-F	6 WQAM	6 WKGR-F	7 WZTA-F	6 WPBZ-F
	8 WPBZ-F	8 WHYI-F	7 WRLX-F	8 WKGR-F	7 WMBX-F >	7 WZZR-F	6 WPOW-F	8 WZZR-F	8 WIRK-F	6 WJNO >
		8 WMGE-F	9 WPBZ-F	8 WHQT-F		9 WLDI-F	9 WJNO	9 WQAM	8 WQAM	
		8 WIRK-F	9 WHQT-F			10 WQAM	9 WZZR-F	8 WZZR-F		

WEST PALM BEACH

Other Rated Stations				Metro Share	Cume Rating	TSA AQH Cume	Consolidation Report		
WBZT	T	1040	Boynton Beach	1.2	5.6				
WDJA	T/SPRTS	850	West Palm Beach	0.5	2.3				
WJNA	ST	1230	West Palm Beach	1.5	4.3				
WPBR	T	1340	Lantana	0.4	1.1				
WSBR	T	740	Boca Raton	0.6	3.2				
WSWN	B	900	Belle Glade	1.6	2.1				
WWLV-F	J	94.3	Riviera Beach	1.6	4.0				
WWRF	SP-C	1380	Lake Worth	0.8	1.0				

Other Rated Stations--Outside Market				Metro Share	Cume Rating	TSA AQH Cume	Consolidation Report		
WAMR-F	SP	107.5	Miami	0.6	2.1				
WAQI	SP-VA	710	Miami	0.5	1.0				
WFLC-F	AC	97.3	Miami	1.1	3.7				
WHYI-F	CHR/AC	100.7	Fort Lauderdale	1.4	6.5				
WIOD	N/T	610	Miami	1.4	5.1				
WKIS-F	C	99.9	Boca Raton	1.0	3.6				
WLYF-F	SAC	101.5	Miami	1.1	3.6				
WMGE-F	B/O	103.5	Fort Lauderdale	1.1	4.0				
WMXJ-F	O	102.7	Pompano Beach	1.6	5.1				
WQAM	SPRTS	560	Miami	1.5	4.1				
WRTO-F	SP	98.3	Goulds	0.6	1.8				
WZZR-F	T	92.7	Stuart	1.5	3.5				

AM Stations

Station	Freq	Power	Comments	Service	Revenue	Location
WDBE	1000	0.65 kw @ 0.017 kw	Simul. WDBF			Jupiter
WDBF	1420	5 kw @ 0.5 kw (DA-2)	Standards	CBS \$ NA	---	Delray Beach
WJNO	1290	10 kw @ 4.9 kw (DA-2)	News/Talk	CBS \$73.00	Clr Chnl	Jupiter

FM Stations

Station	Freq	Power	Comments	Revenue	Service	Location
WEAT	104.3	100 kw @ 1273	Soft AC	\$110.00	Katz	Jupiter
WIRK	107.9	100 kw @ 340	Country	\$115.00	Katz	Jupiter
WJBW	99.5	6 kw @ 308	Standards	\$25.00	Roslin	Jupiter
WKGR	98.7	100 kw @ 1380	Classic AOR	\$75.00	Clr Chnl	Fl. Pierce
WLDI	95.5	100 kw @ 982	CHR	\$39.00	ABC, Westwd	Fl. Pierce
WMBX	102.3	25 kw @ 328	Modern AC	\$ NA	Christal	Jensen Beach
WOLL	105.5	19 kw @ 807	Oldies	\$38.00	Clr Chnl	Hobe Sound
WPBZ	103.1	50 kw @ 482	AOR-New Rock	\$50.00	Christal	Indiantown
WRLX	92.1	7 kw @ 499	Black Oldies	\$48.00	Allied	Jupiter
WRMF	97.9	100 kw @ 1350	AC	\$135.00	Allied	Jupiter

Notes: Other ranked stations ~ See Miami-Fort Lauderdale . . . 1/00 WBZT moved from 1290 to 1040; WJNO, from 1040 to 1290 . . . 3/00 WLVS (1380; Lake Worth) changed calls to WWRF; remains Hispanic

WICHITA

Arbitron Rank: 84 Pop (12+): 450,400	Stations: 22 / 20	Last Year's Revenue: \$24,600,000
MSA Rank: 102	Diaries: 1,027/ 439:1/ 57.9%	Household Income: \$47,267
MSA Pop: 497,000	Sample Target: 1,010	Total Retail Sales: \$5.5 Bil.
DMA: 65	% Below Line: 1.7	#1 Biller: KFDI-AF \$5,400,000
Average Persons Rating: 15.3	% Not Listed: 10.7	#1 Billing Portfolio
Market TSL in Hours: 20.50	Pop per Station: 22,520	Clear Channel \$10,300,000

12+ Metro	Format	Winter 00 1/4 Share	Fall 99	Sum 99	Spg 99	Win 99	4-Book Avg.	12+ Metro Cume / Rtg.	Fall 99	Win 99	12+ TSA AQH / Cume	Revenue Level
1 KFDI-F	C	73 / 10.6	8.7	7.7	11.5	8.2	9.6	896 / 19.9	19.6	16.9	G*	KFDI-F
2 KKR-D-F	CHR	72 / 10.4	7.5	7.9	9.4	9.4	8.8	1172 / 26.0	21.6	24.3	D	KKR-D-F
3 KZSN-F	C	52 / 7.5	7.8	11.1	7.6	6.9	8.5	836 / 18.6	17.0	17.3	E	KZSN-F
4 KRBB-F	AC	47 / 6.8	5.7	5.3	6.4	7.1	6.1	730 / 16.2	13.6	14.8	D	KRBB-F
5 KICT-F	AOR	46 / 6.7	8.3	5.9	6.2	6.3	6.8	619 / 13.7	14.8	14.1	C	KICT-F
6 KFDI	C/FS	41 / 5.9	4.7	3.7	4.5	7.3	4.7	436 / 9.7	8.1	9.0	*	KFDI
7 KLLS-F	CL AOR	33 / 4.8	5.5	4.3	4.5	3.4	4.8	605 / 13.4	12.9	10.5	C	KLLS-F
8 KEYN-F	O	32 / 4.6	6.4	5.9	5.3	5.2	5.6	538 / 12.0	14.0	12.6	C	KEYN-F
9 KRZZ-F	AOR/CL	31 / 4.5	4.6	6.4	5.6	6.0	5.3	590 / 13.1	14.8	14.6	D	KRZZ-F
10 KDGS-F	B	30 / 4.3	7.2	5.3	5.8	5.3	5.7	559 / 12.4	13.1	13.4	B	KDGS-F
11 KFH	T	26 / 3.8	4.4	3.7	2.8	3.2	3.7	484 / 10.8	9.2	9.5	A	KFH
12 KWCY-F	C	25 / 3.6						399 / 8.9				KWCY-F
13 KNSS	N/T	23 / 3.3	3.7	2.6	2.5	3.5	3.0	400 / 8.9	8.2	9.2	C	KNSS
14 KTLI-F	REL-CC	16 / 2.3	3.2	3.5	3.1	3.4	3.0	313 / 6.9	7.1	7.5	B	KTLI-F
15 KYQQ-F	C	15 / 2.2	2.0	1.6	2.0	2.1	1.9	397 / 8.8	6.9	7.5	B	KYQQ-F
16 KOAM	SPRTS	11 / 1.6	1.4	2.4	1.1	1.5	1.6	222 / 4.9	4.7	3.9	A	KOAM

12+ FM Share (Metro): 82.50% (509 of 617) (Winter 99: 82.32%)

Teens	18-34	18-49	25-49	25-54	35+	12+ AMD	12+ Mid	12+ PMD	12+ Eve	12+ Wknd
1 KKR-D-F >>	1 KKR-D-F	1 KKR-D-F	1 KKR-D-F <	1 KZSN-F	1 KFDI-F >	1 KFDI-F	1 KFDI-F >	1 KKR-D-F <	1 KKR-D-F >	1 KKR-D-F
2 KDGS-F >>	2 KICT-F >	2 KICT-F	2 KRBB-F	1 KRBB-F <	2 KFDI	2 KKR-D-F	2 KZSN-F <	2 KFDI-F	2 KRBB-F	2 KFDI-F
3 KICT-F >	3 KZSN-F	3 KRBB-F <	2 KICT-F <	3 KKR-D-F <	3 KZSN-F <	3 KZSN-F <	3 KKR-D-F <	3 KZSN-F <	3 KDGS-F	3 KFDI
	4 KRZZ-F	4 KZSN-F <	4 KFDI-F <	4 KFDI-F	4 KRBB-F	4 KRBB-F	4 KICT-F	4 KICT-F <	3 KICT-F <	4 KZSN-F <
	4 KRBB-F <	5 KFDI-F <	5 KLLS-F	4 KICT-F <	5 KEYN-F	5 KRZZ-F <	5 KEYN-F <	5 KRBB-F <	5 KFDI-F	5 KRBB-F <
	6 KFDI-F <	6 KLLS-F <	5 KZSN-F <	6 KLLS-F	8 KNSS <	6 KICT-F	6 KLLS-F <	6 KFH	6 KZSN-F >	6 KDGS-F <
	7 KDGS-F	7 KRZZ-F >	7 KRZZ-F >	7 KRZZ-F <	7 KLLS-F <	7 KFDI	7 KRBB-F <	7 KFDI <	7 KFDI	7 KICT-F
	8 KLLS-F >	8 KWCY-F	8 KWCY-F	8 KFH <	8 KEYN-F	8 KLLS-F <	8 KNSS <	8 KLLS-F <	8 KLLS-F <	8 KEYN-F <
	8 KFH <	8 KFH	8 KFH	9 KWCY-F	9 KWCY-F <	9 KEYN-F	9 KFDI <	9 KDGS-F <	9 KYQQ-F	9 KLLS-F <
				9 KFH	10 KKR-D-F <		10 KWCY-F	10 KWCY-F <	9 KFH <	10 KRZZ-F

Wom 18-24	Wom 18-34	Wom 25-34	Wom 18-49	Wom 25-54	Men 18-24	Men 18-34	Men 25-34	Men 18-49	Men 25-54	12+ Ovrite
1 KKR-D-F >>	1 KKR-D-F >	1 KKR-D-F	1 KKR-D-F	1 KRBB-F	1 KKR-D-F	1 KICT-F	1 KICT-F	1 KICT-F	1 KRZZ-F <	1 KFDI-F >>
2 KZSN-F	2 KRBB-F	2 KRBB-F	2 KRBB-F >	2 KKR-D-F	2 KICT-F	2 KKR-D-F	2 KFDI-F	2 KRZZ-F	2 KICT-F <	2 KRBB-F
2 KDGS-F	3 KICT-F >	3 KICT-F >	3 KZSN-F	3 KEYN-F <	3 KDGS-F >>	3 KFDI-F	3 KRZZ-F	3 KKR-D-F <	3 KLLS-F	2 KKR-D-F <
4 KYQQ-F	4 KZSN-F	4 KWCY-F	4 KFDI-F <	4 KFDI-F <	4 KZSN-F	4 KRZZ-F	4 KZSN-F	4 KLLS-F	3 KZSN-F	4 KFDI
4 KEYN-F	4 KDGS-F	4 KTLI-F	5 KICT-F	5 KZSN-F	4 KRZZ-F >	5 KZSN-F	4 KKR-D-F	5 KFDI-F <	5 KFDI-F	5 KZSN-F
4 KRBB-F >	6 KYQQ-F	6 KLLS-F	6 KYQQ-F	6 KWCY-F		6 KLLS-F	6 KFH	6 KZSN-F	6 KFH	
	6 KTLI-F	7 KAYY-F	7 KLLS-F	6 KICT-F <		6 KLLS-F	7 KFH	7 KFH	6 KKR-D-F	
		7 KZSN-F	7 KWCY-F	8 KLLS-F			8 KRBB-F	8 KRBB-F	8 KRBB-F	
		7 KYQQ-F	7 KTLI-F	8 KTLI-F						
		7 KDGS-F >	7 KDGS-F	10 KYQQ-F						
			7 KEYN-F >							

Other Rated Stations	Metro Share	Cume Rating	TSA AQH Cume	Other Rated Stations--Outside Market	Metro Share	Cume Rating	TSA AQH Cume
KANR-F J	92.7	Belle Plaine	1.0 2.4	KCWV-F REL	94.3	Kingman, KS	0.4 1.5
KAYY-F AC/CHR	98.7	Clearwater	1.3 4.8	KTCM-F SP	100.3	Kingman, KS	1.3 1.8
KMYR ST	1410	Wichita	1.0 3.1				
KOEZ-F AC/CHR	92.3	Newton	1.3 4.9				

WICHITA

Consolidation Report	12+	25-54	Revenue
Clear Channel	29.2 %	32.2 %	41.9 %
KKRD-FM, KRBB-FM, KRZZ-FM, KZSN-FM			
Entercom	22.5 %	23.7 %	17.4 %
KAYY-FM, KDGS-FM, KEYN-FM, KFH-AM, KNSS-AM, KQAM-AM, KWCY-FM			
Journal Broadcast Group	31.5 %	28.0 %	39.9 %
KFDI-AM, KFDI-FM, KICT-FM, KLLS-FM, KOEZ-FM, KYQQ-FM			
	83.2 %	83.9 %	99.2 %

AM Stations

Station	Freq	Power	Format	Network	Revenue	Company	Group
KFDI	1070	10 kw/1 kw (DA-N)	Country/Full Svc.	ABC	\$45.00	Allied	Journal Bcst Gp
KFH	1330	5 kw (DA-N)	Talk	CBS, Westwd	\$<20.00	Katz	Entercom
KNSS	1240	1 kw	News/Talk	Westwd, CNN, ABC	\$27.00	D&R	Entercom
KQAM	1480	5 kw/1 kw (DA-2)	Sports	1-on-1, ESPN, WW1	\$<20.00	Katz	Entercom

FM Stations

Station	Freq	Power	Format	Network	Revenue	Company	Group	City
KDGS	93.9	25 kw @ 328	Black		\$ NA	Allied	Entercom	Andover
KEYN	103.7	100 kw @ 860	Oldies	ABC, Westwd, CBS	\$30.00	Eastman	Entercom	
KFDI	101.3	100 kw @ 1140	Country	ABC	\$58.00	Allied	Journal Bcst Gp	
KICT	95.1	100 kw @ 897	AOR	ABC	\$38.00	Allied	Journal Bcst Gp	
KKRD	107.3	100 kw @ 860	CHR		\$45.00	D&R	Clear Channel	
KLLS	104.5	46 kw @ 515	Classic AOR	Westwd	\$<20.00	---	Journal Bcst Gp	Augusta
KRBB	97.9	100 kw @ 993	AC		\$42.00	Christal	Clear Channel	
KRZZ	96.3	50 kw @ 492	AOR/Classic Rock		\$40.00	D&R	Clear Channel	Derby
KTLI	99.1	100 kw @ 515	Contemp. Christian		\$<20.00	---		El Dorado
KWCY	105.3	100 kw @ 993	Country		\$ NA	Katz	Entercom	Hayesville
KYQQ	106.5	100 kw @ 1280	Country	ABC	\$20.00	---	Journal Bcst Gp	Arkansas City
KZSN	102.1	100 kw @ 1032	Country		\$60.00	Katz	Clear Channel	Hutchinson

Notes: * KFDI-F revenue level includes KFDI revenue . . . 3/00 The KWSJ-F Jazz format moved temporarily to KANR-F; the 105.3 facility changed to Country as KWCY-F; according to reports, the Jazz will move to KAYY-F (98.7) as soon as Entercom assumes control of that station . . . 5/00 The KWSJ-F calls and Jazz format moved to 98.7; KANR-F (92.7) changed from Jazz to Dance CHR

WILKES BARRE-SCRANTON

Arbitron Rank: 64	Pop (12+): 634,900	Stations: 38 / 29	Last Year's Revenue: \$25,800,000
MSA Rank: 84	MSA Pop: 615,000	Diaries: 1,308 / 485:1 / 56.8%	Household Income: \$39,221
DMA: 51	Average Persons Rating: 16.0	Sample Target: 1,270	Total Retail Sales: \$7.3 Bil.
Market TSL in Hours: 21.50		% Below Line: 8.1	#1 Biller: WKRZ-FF \$5,700,000
		% Not Listed: 14.0	#1 Billing Portfolio
		Pop per Station: 21,893	Entercom \$9,950,000

12+ Metro	Format	Winter 00 1/4 Share	Fall 99	Sum 99	Spg 99	Win 99	4-Book Avg.	12+ Metro Cume / Rtg.	Fall 99	Win 99	12+ TSA AQH / Cume	Revenue Level
1	WKRZ-FF	114 / 11.2	12.7	12.3	11.9	12.2	12.0	1974 / 31.1	33.5	34.3	G	WKRZ-FF
2	WMGS-F	93 / 9.2	8.0	8.0	9.2	8.2	8.6	1182 / 18.6	17.3	15.6	E	WMGS-F
3	WGGY-FF	80 / 7.9	7.5	6.7	8.7	6.9	7.7	1201 / 18.9	18.3	18.0	E	WGGY-FF
4	WEZX-F	76 / 7.5	7.2	8.2	6.3	6.6	7.3	1025 / 16.1	14.5	15.4	D	WEZX-F
5	WXBE-FF	64 / 6.3	5.5	6.1	6.6	6.3	6.1	915 / 14.4	13.5	15.1	C	WXBE-FF
6	WEJL-AA	54 / 5.3	4.3	4.7	5.0	6.6	4.8	540 / 8.5	7.5	8.8	A	WEJL-AA
7	WBHT-FF	52 / 5.1	5.4	4.3	4.7	4.0	4.9	1024 / 16.1	17.3	16.2	B	WBHT-FF
7	WILK-AA	52 / 5.1	4.7	4.7	3.7	4.0	4.6	613 / 9.7	10.4	9.0	B	WILK-AA
9	WSHG-FF	32 / 3.2	1.6	1.0	1.5	1.9	1.8	401 / 6.3	6.6	6.3	A	WSHG-FF
10	WQFM-F	27 / 2.7	3.8	3.8	3.2	4.0	3.4	592 / 9.3	9.2	9.4	B	WQFM-F
11	WNAK	25 / 2.5	3.4	3.1	4.3	4.4	3.3	171 / 2.7	4.6	5.2	B	WNAK
12	WARM-AA	24 / 2.4	1.7	2.0	2.6	2.0	2.2	455 / 7.2	6.9	7.2	B	WARM-AA
12	WCTD-FF	24 / 2.4	2.4	2.0	3.3	3.0	2.5	444 / 7.0	6.1	6.9	B	WCTD-FF
14	WSBG-F	18 / 1.8	1.8	2.0	1.9	2.3	1.9	330 / 5.2	5.1	5.7	A	WSBG-F
15	WKAB-F	17 / 1.7	1.6	2.0	1.1	1.1	1.6	247 / 3.9	3.3	3.3		WKAB-F
16	WZZO-F	16 / 1.6	1.6	2.2	1.4	1.9	1.7	197 / 3.1	3.2	3.8		WZZO-F
17	WODE-F	15 / 1.5	1.5	1.1	1.8	1.4	1.5	274 / 4.3	4.1	3.9		WODE-F
17	WHLM-F	15 / 1.5	1.8	0.7	2.1	1.7	1.5	194 / 3.1	4.5	4.5		WHLM-F
19	WCTO-F	14 / 1.4	0.8	0.6	0.9	1.0	0.9	149 / 2.3	1.9	2.5		WCTO-F
20	WVPO	12 / 1.2	0.6	1.0	0.7	0.7	0.9	99 / 1.6	1.0	1.6		WVPO

12+ FM Share (Metro): 79.47% (693 of 872) (Winter 99: 77.19%)

Teens	18-34	18-49	25-49	25-54	35+	12+ AMD	12+ Mid	12+ PMD	12+ Eve	12+ Wknd
1 WBHT-FF	1 WKRZ-FF	1 WKRZ-FF	1 WKRZ-FF <	1 WKRZ-FF <	1 WMGS-F	1 WKRZ-FF <	1 WKRZ-FF <	1 WKRZ-FF >	1 WKRZ-FF	1 WKRZ-FF
2 WKRZ-FF >>>	2 WXBE-FF	2 WEZX-F	2 WEZX-F	2 WMGS-F <	2 WGGY-FF	2 WMGS-F	2 WMGS-F <	2 WMGS-F <	2 WBHT-FF <	2 WMGS-F
	3 WEZX-F >	3 WXBE-FF <	3 WMGS-F	3 WEZX-F	3 WEJL-AA <	3 WGGY-FF <	3 WEZX-F	3 WEZX-F	3 WXBE-FF	3 WGGY-FF
	4 WBHT-FF	4 WMGS-F <	4 WXBE-FF	4 WGGY-FF	4 WILK-AA	4 WXBE-FF <	4 WEZX-F	4 WGGY-FF	4 WEZX-F	4 WBHT-FF
	5 WGGY-FF	5 WGGY-FF >	4 WGGY-FF >>	5 WXBE-FF >>	5 WKRZ-FF <	5 WEZX-F >	5 WILK-AA <	5 WXBE-FF <	4 WMGS-F <	5 WEZX-F <
	6 WMGS-F >>	6 WBHT-FF >	6 WBHT-FF <	6 WCTD-FF <	6 WEZX-F >	6 WEJL-AA <	6 WEJL-AA	6 WBHT-FF	6 WGGY-FF	6 WEJL-AA
	7 WSHG-FF	7 WSHG-FF <	7 WCTD-FF	7 WBHT-FF	7 WNAK <	7 WILK-AA <	7 WXBE-FF >	7 WILK-AA <	7 WILK-AA >	7 WXBE-FF
	7 WCTD-FF	8 WZZO-F <	8 WSBG-F	7 WSHG-FF	8 WSHG-FF <	8 WBHT-FF	8 WSHG-FF	8 WILK-AA	8 WARM-AA	8 WNAK
	7 WZZO-F	9 WSBG-F <	8 WZZO-F	9 WSBG-F	9 WARM-AA	9 WSBG-F	9 WBHT-FF	9 WSHG-FF	9 WQFM-F	9 WSHG-FF
	10 WSBG-F	10 WCTD-FF	8 WSHG-FF	9 WZZO-F	9 WQFM-F	10 WSHG-FF	10 WQFM-F	10 WQFM-F	10 WODE-F	10 WQFM-F <
				9 WQFM-F				10 WSHG-FF		

Wom 18-24	Wom 18-34	Wom 25-34	Wom 18-49	Wom 25-54	Men 18-24	Men 18-34	Men 25-34	Men 18-49	Men 25-54	12+ Ovrnite
1 WKRZ-FF	1 WKRZ-FF >>	1 WKRZ-FF >	1 WKRZ-FF	1 WMGS-F	1 WXBE-FF	1 WXBE-FF	1 WEZX-F	1 WEZX-F	1 WEZX-F	1 WKRZ-FF
2 WBHT-FF >	2 WMGS-F	2 WMGS-F >	2 WMGS-F >	2 WKRZ-FF >	2 WKRZ-FF >	2 WKRZ-FF <	2 WXBE-FF	2 WXBE-FF	2 WXBE-FF	2 WGGY-FF >
3 WGGY-FF	3 WBHT-FF	3 WXBE-FF	3 WGGY-FF	3 WGGY-FF >	3 WBHT-FF	3 WEZX-F >>	3 WKRZ-FF >>	3 WKRZ-FF >	3 WKRZ-FF	3 WEZX-F
3 WXBE-FF	4 WGGY-FF	3 WEZX-F	4 WEZX-F	4 WEZX-F >	4 WGGY-FF	4 WBHT-FF	4 WCTD-FF >	4 WGGY-FF >	4 WGGY-FF	4 WXBE-FF
5 WEZX-F	4 WXBE-FF	5 WGGY-FF	5 WBHT-FF	5 WSHG-FF	4 WEZX-F >	5 WGGY-FF	5 WNNJ-F	5 WMGS-F <	5 WMGS-F >	4 WILK-AA
5 WMGS-F	6 WEZX-F >	6 WBHT-FF >>	6 WXBE-FF <	6 WSBG-F			5 WGGY-FF	6 WBHT-FF <	6 WCTD-FF	
5 WSHG-FF			7 WSHG-FF	6 WBHT-FF			5 WMGS-F	7 WZZO-F	7 WILK-AA	
			8 WSBG-F	6 WXBE-FF			5 WZZO-F	7 WZZO-F	7 WZZO-F	
				9 WHLM-F				9 WNNJ-F		

Other Rated Stations				Metro Share	Cume Rating	TSA AQH Cume	Other Rated Stations--Outside Market				Metro Share	Cume Rating	TSA AQH Cume
WICK-AA	O	1400	Scranton	0.7	2.4		WABC	T	770	New York	0.5	1.6	
WWDL-F	AC	104.9	Scranton	0.5	2.5		WAEB-F	CHR	104.1	Allentown, PA	0.6	2.3	
							WILQ-F	C	105.1	Williamport, PA	0.6	1.0	
							WLGL-F	C	92.3	Riverside, PA	0.5	0.9	
							WNNJ-F	CL HITS	103.7	Newton, NJ	0.9	1.5	
							WVYY-F	C	107.1	Belvidere, NJ	0.5	1.3	

WILKES BARRE-SCRANTON

Consolidation Report	12+	25-54	Revenue
Citadel WARM-AM, WAZL-AM, WBHT-FM, WCTD-FM, WCTP-FM, WEMR-AM, WEMR-FM, WKJN-AM, WMGS-FM, WXAR-FM, WXBE-FM	25.4 %	26.5 %	27.8 %
Entercom WGBI-AM, WGGI-FM, WGGY-FM, WILK-AM, WILT-AM, WKRF-FM, WKRZ-FM, WSHG-FM, WWFH-FM	27.4 %	26.0 %	38.6 %
Local WICK-AM, WWDL-FM, WYCK-AM	1.2 %	1.0 %	%
Shamrock WBAX-AM, WEJL-AM, WEZX-FM, WOQM-FM	15.5 %	14.7 %	14.3 %
	69.5 %	68.2 %	80.7 %

AM Stations

Station	Freq	Power	Format	Daypart	Company	Market	City
WARM	590	5 kw (DA-2)	Talk/News		CNN	\$30.00	Mc-Guild, Citadel
WBAX	1240	1 kw	Simul. WEJL				Wilkes Barre
WEJL	630	0.5 kw/0.032 kw	Standards		ABC, Westwd	\$<20.00	Allied, Shamrock
WGBI	910	1 kw/0.5 kw	Simul. WILK				Scranton
WILK	980	5 kw/1 kw (DA-N)	Talk/News		ABC	\$27.00	D&R, Entercom
WKJN	1440	5 kw/0.037 kw	Simul. WARM				Carbondale
WNAK	730	1 kw/0.012 kw	Standards/Full Svc.		Westwd	\$24.00	---
WVPO	840	0.25 kw (Days)	Standards		CNN, Westwd		Market 4, Multicultural

FM Stations

Station	Freq	Power	Format	Daypart	Company	Market	City
WBHT	97.1	0.5 kw @ 1102	CHR			\$27.00	Eastman, Citadel
WCTD	93.7	1.5 kw @ 697	Country			\$<20.00	Mc-Guild, Citadel
WCTP	94.3	1.1 kw @ 771	Simul. WCTD-F				Carbondale
WEMR	107.7	0.235 kw @ 1161	Simul. WBHT-F				Tunkhannock
WEZX	106.9	1.45 kw @ 617	Classic AOR		ABC, Westwd	\$44.00	Allied, Shamrock
WGGI	95.9	6 kw @ 328	Simul. WGGY-F				Benton
WGGY	101.3	7 kw @ 1110	Country			\$59.00	D&R, Entercom
WHLM	106.5	36 kw @ 579	AC/CHR		Westwd	\$17.00	---
WKAB	103.5	4.1 kw @ 387	Oldies		Jones	\$ NA	Mc-Guild
WKRF	107.9	0.84 kw @ 876	Simul. WKRZ-F				Tobyhanna
WKRZ	98.5	8.7 kw @ 1172	CHR			\$100.00	D&R, Entercom
WMGS	92.9	5.3 kw @ 1383	AC			\$60.00	Eastman, Citadel
WOQM	92.1	0.76 kw @ 663	Oldies		Westwd	\$<20.00	Allied, Shamrock
WSBG	93.5	0.55 kw @ 764	CHR		AP	\$<20.00	Market 4, Multicultural
WSHG	102.3	3 kw @ 72	Soft AC		Jones	\$<20.00	D&R, Entercom
WWFH	103.1	1.4 kw @ 679	Simul. WSHG-F				Freetland
WXAR	95.7	0.3 kw @ 1010	Simul. WXBE-F				Olyphant
WXBE	97.9	26 kw @ 672	AOR		Westwd	\$26.00	Mc-Guild, Citadel

Notes: Other ranked stations -- See Allentown-Bethlehem or, in the Fall 1999 American Radio Small Market edition, Sussex, NJ . . . 4/00 WEJL & WBAX changed from Standards to Sports . . . 4/00 WKJN (1440; Carbondale) changed from simulcasting Talk/News WARM to Standards . . . 5/00 WKQV (1550; Pittston) sold to WICK/WWDL-F/WYCK; returned to the air simulcasting WICK

YORK

Arbitron Rank: 103 Pop (12+): 392,200
MSA Rank: 134
MSA Pop: 376,000
DMA: 46 (w/Harris., Lanc.)
Average Persons Rating: 15.7
Market TSL in Hours: 21.00

Stations: 38 / 10
Diaries: 1,504/ 261:1/ 63.6%
Sample Target: 1,380
% Below Line: 50.9
% Not Listed: 10.5
Pop per Station: 39,220

Last Year's Revenue: \$17,200,000
Household Income: \$48,356
Total Retail Sales: \$4.5 Bil.
#1 Biller: WARM-F \$5,400,000
#1 Billing Portfolio
Susquehanna \$8,500,000

12+ Metro	Format	Winter 00 1/4 Share	Fall 99	Sum 99	Spg 99	Win 99	4-Book Avg.	12+ Metro Cume / Rtg.	Fall 99	Win 99	12+ TSA AQH / Cume	Revenue Level	
1	WGTY-F	C	47 / 7.6	9.9	7.2	8.1	6.9	8.2	537 / 13.7	15.3	15.1	E	WGTY-F
2	WARM-F	AC	45 / 7.3	7.8	7.8	8.6	9.0	7.9	692 / 17.7	16.9	17.8	G	WARM-F
2	WSOX-F	O	45 / 7.3	6.1	8.5	8.4	7.9	7.6	597 / 15.2	15.5	14.0	A	WSOX-F
4	WQXA-F	AOR	43 / 7.0	6.6	7.0	6.6	6.0	6.8	628 / 16.0	18.8	17.2	C	WQXA-F
4	WYCR-F	CHR	43 / 7.0	8.2	7.2	7.9	8.5	7.6	862 / 22.0	24.6	22.8	C	WYCR-F
6	WRKZ-FF	C	35 / 5.7	5.5	4.0	5.8	5.8	5.2	461 / 11.8	11.5	11.8		WRKZ-FF
7	WTPA-FF	AOR	28 / 4.5	4.3	4.2	4.0	2.5	4.3	455 / 11.6	11.9	8.7		WTPA-FF
8	WROZ-F	SAC	23 / 3.7	3.2	3.7	3.6	2.8	3.6	444 / 11.3	10.0	8.9		WROZ-F
9	WSBA	FS	19 / 3.1	3.2	3.3	2.6	4.6	3.0	359 / 9.1	10.9	11.8	E	WSBA
10	WWMD-F	EZ	18 / 2.9	4.1	3.0	2.3	2.5	3.1	245 / 6.3	6.5	5.3		WWMD-F
11	WRVV-F	AC-NR	17 / 2.8	2.7	3.7	2.7	2.5	3.0	329 / 8.4	9.0	8.2		WRVV-F
11	WHP	FS	17 / 2.8	3.1	2.7	3.2	2.8	2.9	286 / 7.3	7.1	6.4		WHP
11	WEGK-F	CL AOR	17 / 2.8	1.8	2.7	3.4	2.4	2.7	353 / 9.0	10.0	9.9	C	WEGK-F
14	WLAN-F	CHR	15 / 2.4	2.9	2.7	3.4	2.4	2.9	453 / 11.6	11.7	9.7		WLAN-F
15	WDAC-F	REL	14 / 2.3	2.9	1.7	1.0	2.4	2.0	214 / 5.5	6.1	4.3		WDAC-F
16	WYY-F	AOR	13 / 2.1	0.9	2.0	1.8	1.3	1.7	151 / 3.8	3.0	4.0		WYY-F
17	WZBA-F	CL HITS	12 / 1.9	0.5	0.8	0.5	0.9	0.9	136 / 3.5	2.4	2.9		WZBA-F
18	WNNK-F	CHR	11 / 1.8	1.8	1.7	1.3	2.4	1.6	242 / 6.2	6.3	7.7		WNNK-F
19	WWKL-F	O	10 / 1.6	1.7	1.2	1.0	1.4	1.4	192 / 4.9	4.0	4.8		WWKL-F
19	WRBT-F	C	10 / 1.6	0.6	1.5	1.3	1.3	1.3	181 / 4.6	2.1	3.2		WRBT-F

12+ FM Share (Metro): 87.32% (482 of 552) (Winter 99: 86.51%)

Teens	18-34	18-49	25-49	25-54	35+	12+ AMD	12+ Mid	12+ PMD	12+ Eve	12+ Wknd
1 WYCR-F >>>	1 WQXA-F >	1 WQXA-F	1 WARM-F	1 WSOX-F <	1 WSOX-F	1 WQXA-F	1 WARM-F <	1 WGTY-F	1 WYCR-F >	1 WSOX-F
2 WQXA-F	2 WYCR-F >	2 WYCR-F	1 WQXA-F <	2 WARM-F	2 WARM-F <	2 WARM-F <	2 WGTY-F	2 WARM-F <	2 WQXA-F	1 WYCR-F <
3 WLAN-F >	3 WGTY-F	2 WARM-F	3 WGTY-F	3 WGTY-F <	3 WGTY-F >	3 WSOX-F <	3 WSOX-F <	3 WSOX-F <	3 WGTY-F	3 WGTY-F
4 WNNK-F >>	3 WTPA-FF	4 WGTY-F	3 WTPA-FF	4 WQXA-F <	4 WRKZ-FF	4 WYCR-F	4 WRKZ-FF	4 WYCR-F <	4 WROZ-F	4 WARM-F
	5 WLAN-F	4 WTPA-FF <	5 WRKZ-FF	5 WRKZ-FF	5 WSBA	5 WGTY-F <	5 WQXA-F <	5 WQXA-F	5 WSOX-F	5 WQXA-F
	6 WRKZ-FF	6 WRKZ-FF <	5 WSOX-F	5 WTPA-FF <	5 WWMD-F <	6 WRKZ-FF	6 WYCR-F	6 WRKZ-FF <	5 WTPA-FF <	6 WTPA-FF
	6 WYY-F	7 WSOX-F	7 WYCR-F	7 WYCR-F	7 WHP	7 WSBA	7 WTPA-FF	7 WTPA-FF	7 WRKZ-FF	7 WRKZ-FF
	8 WEGK-F	8 WROZ-F	8 WROZ-F	8 WROZ-F	8 WTPA-FF <	8 WTPA-FF	8 WSBA <	8 WROZ-F	8 WLAN-F	7 WROZ-F
	8 WROZ-F	9 WEGK-F	9 WRVV-F <	9 WRVV-F	9 WROZ-F <	9 WHP	9 WHP <	8 WNNK-F	9 WOAC-F	7 WWMD-F
	8 WARM-F	10 WYY-F	10 WYY-F	10 WEGK-F <	10 WOAC-F <	10 WYY-F <	10 WROZ-F	10 WEGK-F <	9 WARM-F	10 WDAC-F
		10 WRVV-F <	10 WEGK-F >							

Wom 18-24	Wom 18-34	Wom 25-34	Wom 18-49	Wom 25-54	Men 18-24	Men 18-34	Men 25-34	Men 18-49	Men 25-54	12+ Ovrnite
1 WYCR-F	1 WYCR-F >	1 WYCR-F >	1 WARM-F	1 WARM-F >	1 WQXA-F >>>	1 WQXA-F >>	1 WQXA-F >>	1 WQXA-F	1 WSOX-F	1 WROZ-F
2 WQXA-F	2 WARM-F	2 WARM-F	2 WYCR-F >	2 WYCR-F <	2 WEGK-F	2 WTPA-FF	2 WTPA-FF	2 WTPA-FF >	1 WTPA-FF	2 WRKZ-FF
3 WARI-F >	2 WQXA-F	3 WGTY-F	3 WGTY-F	3 WSOX-F <	2 WYCR-F	3 WYCR-F	3 WGTY-F	3 WRKZ-FF	1 WQXA-F	3 WYCR-F
4 WRKZ-FF	4 WGTY-F	3 WROZ-F	3 WROZ-F	4 WROZ-F <	2 WLAN-F	3 WYY-F	3 WYY-F	3 WGTY-F	4 WGTY-F	3 WSOX-F
4 WEGK-F	4 WROZ-F	3 WQXA-F	5 WRKZ-FF	5 WGTY-F <	5 WZBA-F	5 WEGK-F	5 WYCR-F	5 WSOX-F	5 WRKZ-FF	5 WTPA-FF
4 WZBA-F	6 WRKZ-FF	6 WRKZ-FF	5 WQXA-F	6 WRKZ-FF >	5 WTPA-FF >>	5 WGTY-F	6 WRKZ-FF	5 WEGK-F	6 WEGK-F	5 WARM-F
4 WLAN-F	6 WLAN-F	6 WLAN-F	7 WSOX-F >	7 WQXA-F	7 WLAN-F	6 WEGK-F >	7 WYCR-F	7 WYCR-F	7 WARM-F	
4 WROZ-F >>	6 WNNK-F	6 WTPA-FF	8 WZBA-F	7 WRVV-F >	8 WRKZ-FF	8 WPOC-F	8 WYCR-F	8 WYY-F	8 WYCR-F	
		6 WNNK-F	8 WRBT-F			8 WRVV-F	9 WRVV-F	7 WRVV-F	7 WRVV-F	
		6 WRBT-F >	8 WLAN-F			8 WLAN-F >	10 WLAN-F	7 WYY-F >		

YORK

Other Rated Stations				Metro Share	Cume Rating	TSA AQH Cume	Other Rated Stations--Outside Market				Metro Share	Cume Rating	TSA AQH Cume
WGET	T	1320	Gettysburg	0.5	2.0		WBAL	NT	1090	Baltimore	1.1	2.7	
WHVR	ST	1280	Hanover	1.0	2.7		WERQ-F	B/CHR	92.3	Baltimore	0.5	2.1	
WOYK	SPRTS	1350	York	0.8	2.2		WFRE-F	C	99.9	Frederick, MD	1.0	3.8	
WQXA	C/O	1250	York	1.3	2.1		WHFS-F	AOR-NR	99.1	Annapolis, MD	0.3	1.9	
							WHYL	ST	960	Carlisle, PA	0.8	2.3	
							WIOV-F	C	105.1	Ephrata, PA	0.6	2.9	
							WOCT-F	CL AOR	104.3	Baltimore	0.3	1.2	
							WPOC-F	C	93.1	Baltimore	1.5	3.0	
							WQSR-F	O	105.7	Catonsville, MD	0.8	1.5	
							WWWX-F	AC/CHR	106.5	Baltimore	0.3	1.9	
							WXYV-F	CHR	102.7	Baltimore	0.3	2.0	
Consolidation Report				12+	25-54	Revenue							
Citadel				14.1 %	13.8 %	11.2 %							
WHYL-FM, WQXA-AM, WQXA-FM, WRKZ-FM													
Hall				6.5 %	7.9 %	7.6 %							
WEGK-FM, WROZ-FM													
				20.6 %	21.7 %	18.8 %							

AM Stations

WSBA	910	5 kw/1 kw (DA-2)	Full Service	1-On-1	\$52.00	Eastman	Susquehanna
------	-----	------------------	--------------	--------	---------	---------	-------------

FM Stations

WARM	103.3	6.4 kw @ 1305	AC		\$105.00	Eastman	Susquehanna
WEGK	92.7	1.4 kw @ 699	Classic AOR		\$28.00	D&R	Hall Starview
WGTY	107.7	16 kw @ 850	Country	Westwd	\$58.00	Eastman	WGET Gettysburg
WSOX	96.1	50 kw @ 500	Oldies			Mc-Guild	Moffitt Red Lion
WYCR	98.5	10.5 kw @ 928	CHR		\$40.00	Allied	WHVR Hanover

Notes: Other ranked stations -- See Harrisburg or Baltimore; in the Fall 1999 American Radio, Lancaster; or in the Fall 1999 American Radio Small Market edition, Hagerstown-Waynesboro-Chambersburg . . . 10/99 WQXA (1250) changed from Standards to Classic Country

FORMAT CODES

<ul style="list-style-type: none"> AC - Adult Contemporary AC-NR - Modern AC AOR - Album Oriented Rock AOR-NR - New Rock AOR-P - Progressive AOR B - Black (audience 75%+ Black) B/AC - Black Adult Contemporary B/G - Black Gospel B/O - Black Oldies BIZ - Business News & Talk C - Country C/O - Classic Country CHR - Contemporary Hit Radio, Top 40 CL - Classical CL AOR - Classic AOR, Classic Rock CL HITS - Classic Hits/70's Oldies E - Ethnic (usually Foreign Lang.) EZ - Easy Listening, Beautiful Music FS - Full Service G - Gospel 	<ul style="list-style-type: none"> J - Jazz and New Adult Contemporary KIDS - Children's N - News O - Oldies (50's & 60's) REL - Religion, Christian REL-CC - Contemporary Christian SAC - Soft Adult Contemporary SP - Hispanic/Spanish SP-C - Hispanic Contemporary SP-NT - Hispanic News/Talk/Information SP-R - Hispanic-Regional SP-TP - Hispanic-Tropical SP-VA - Hispanic Variety SP-TJ - Tejano SPRTS - Sports ST - Standards, Big Band, Nostalgia T - Talk U - Urban (majority of audience is non-white) VA - Variety ? - Others or Unknown
--	--

REVENUE LEVEL CODES

<ul style="list-style-type: none"> A - Less than \$500,000 B - \$500,000 to \$999,999 C - \$1,000,000 to \$1,999,999 D - \$2,000,000 to \$2,999,999 	<ul style="list-style-type: none"> E - \$3,000,000 to \$3,999,999 F - \$4,000,000 to \$4,999,999 G - \$5,000,000 to \$6,999,999 H - \$7,000,000 to \$9,999,999 	<ul style="list-style-type: none"> I - \$10,000,000 to \$14,999,999 J - \$15,000,000 to \$19,999,999 K - \$20,000,000 to \$29,999,999 L - \$30,000,000+
---	--	---

RADIO PUBLICATIONS FROM DUNCAN'S AMERICAN RADIO



DUNCAN'S RADIO MARKET GUIDE

\$335.00

This is our flagship publication. Since 1984, **DUNCAN'S RADIO MARKET GUIDE** has been the standard reference for radio station buyers, sellers, lenders and brokers. **DUNCAN'S RADIO MARKET GUIDE** examines the economic conditions of more than 170 radio markets. Here's just some of the information you'll find in it:

- Market radio revenue histories and projections covering a ten-year period (five years back; five years forward).
- Radio revenue projections calculated on three separate bases for greater reliability: historical (past performance), population growth (revenue per capita) and retail sales growth.
- Revenue estimates for more than 1,600 individual radio stations, plus viable operating entities (standalones, combos, duopolies and super-duopolies).
- Revenue estimates for competing media – television, newspaper, outdoor and cable TV.
- Radio station sales for each market during the past five years.
- Jim Duncan's comments about each market, as well as a 10-point mathematical grading of each market – a Duncan's exclusive.
- Population and retail sales histories and projections.
- Revenue-per-share point and revenue-per-AQH figures for each market.

And much, much more. Published annually – 400+ pages.

AMERICAN RADIO

Since 1976, **AMERICAN RADIO** has been the radio industry's most complete and timely source book for radio ratings and programming information. Published quarterly (plus an annual "Small Market" edition), **AMERICAN RADIO** is published within a month after issuance of the Arbitron market reports. Each report includes more than 30 ratings tables for each market, and after the Spring edition, our National Rankings report details nationwide format and station performances (it's free to anyone who receives the Spring report, but also is available separately). **AMERICAN RADIO** is considered the "bible" of the radio industry and is required reading for everyone involved with radio.

Issue	Release Date	# of Markets	Price
Spring Report	September	171	\$97.00
National Rankings Summary (if ordered alone)	October	171	25.00
Spring Small Market Report	September	105	55.00
Summer Report	November	95	55.00
Fall Report	April	171	97.00
Fall Small Market Report	April	105	55.00
Winter Report	June	95	55.00

AUDIENCE-TO-REVENUE CONVERSION/FORMAT PERFORMANCE ANALYSIS \$95.00

This annual report provides two important analyses. First, it examines the relationship between a station's audience share and its share of revenue (Conversion ratio, sometimes called "power" ratio). Over 1200 stations are listed, with all the following given for each:

- Call letters, market and format
- Revenue rank, 12+ and 25-54
- Revenue and revenue share
- Conversion (or "power") ratio

Additionally, national means are provided for formats by market size

The second part of this book analyzes the audiences of more than 1500 stations, with the following provided for each:

- Time Spent Listening
- % Male, % Female
- Turnover Ratio
- % Exclusive Cume
- % 12-24, % 25-54, % 55+
- Highest cume-sharing station
- % of listening at home

Finally, this report offers a comprehensive analysis of the concentration of both audience and revenue shares for all Arbitron-rated markets (262). Published annually.

Next page has more publications



MORE RADIO PUBLICATIONS FROM DUNCAN'S AMERICAN RADIO

THE FACILITIES OF AMERICAN RADIO – FM STATIONS, TOP 100 MARKETS \$335.00

A total update of J.T. Anderton's 1989 classic "FM Map Book." City-grade and 1-millivolt contour maps for more than 1300 stations are provided, including over 250 new stations and 500 facility changes since the first edition. It also offers complete listings of station power, antenna height above average terrain, tower coordinates and height above ground, and our exclusive description of transmitter locations by address or physical siting, all gathered during exhaustive research of FCC technical files. It features new, custom-designed base maps for easy readability. **The original and only publication of its kind; a must-have for station buyers, lenders and brokers; rep, network and group executives and radio consultants.**

DUNCAN RADIO PROFILER (CD-ROM)

SEE ORDER FORM FOR PRICE

Everything we do, now on your computer! The Duncan data you've relied upon for years – in an easy-to-use, computer-based format. Radio Profiler details more than 13,300 radio stations, every Arbitron-rated radio markets (featuring the latest ratings data) and 100 top radio groups. In an instant, you are able to review the stations, markets and groups that matter most in radio. Call us at 513.731-1800 for full details.

DUNCAN'S SUBSCRIPTION PACKAGES

Depending upon which subscription package you choose, you can save from 10 to 18 percent off the cost of ordering each book individually.

DUNCAN'S SUBSCRIPTION PACKAGE #1

A subscription to all four of the large market American Radio reports for \$275. The books cost \$304 if purchased one-by-one. You save 10% by subscribing.

DUNCAN'S SUBSCRIPTION PACKAGE #2

A subscription to all four large market reports, plus both our Small Market editions that cover the condensed markets, for \$375. All six reports individually are \$414, but if you opt for the six-report subscription package, you save 10%.

DUNCAN'S SUBSCRIPTION PACKAGE #3

A subscription to all four large market American Radio reports plus our flagship publication, Duncan's Radio Market Guide, plus our Revenue Conversion Ratio/Format Performance Report for \$625. Purchased one-by-one, the price is \$734; \$304 for the quarterly reports, \$335 for the Market Guide and \$95 for the Conversion Ratio/Format report. The package saves you 15%.

DUNCAN'S SUBSCRIPTION PACKAGE #4

A subscription to all six American Radio reports, the Market Guide and the Conversion Ratio/Format Performance Report for \$695. Purchased separately, the books are \$844. You save 18% with this package.

Next page has an order form

DUNCAN'S AMERICAN RADIO ORDER FORM

P.O. Box 8446 • Cincinnati, OH 45208-0446 • 859.431-3001 • Fax: 859.431-3080 • www.duncanradio.com

Company Name: _____
 Contact Name/Title: _____
 Shipping Address: _____

 City: _____ State: _____
 Postal Code: _____ Country: _____

- Type of business:**
- Broker
 - Consultant
 - Equipment Manufacturer; Supplier; Engineer
 - Group
 - Law Firm
 - Lender; Analyst
 - Marketing; Research
 - Network; Syndicator
 - Press
 - School
 - Station
 - Other _____

Billing Address (if different):

 City: _____ State: _____ Postal Code: _____ Country: _____

Phone Number: _____ Fax Number: _____
 E-mail address: _____ Company Web Site: _____

1999-2000 PRODUCT LIST	PRICE	QUANTITY	TOTAL
Duncan's Radio Market Guide	\$335.00	_____	_____
American Radio Spring Ratings Report	\$97.00	_____	_____
American Radio Small Market Reports (Fall & Spring), ea.	\$55.00	_____	_____
National Rankings (if ordered alone)	\$25.00	_____	_____
American Radio Summer Ratings Report	\$55.00	_____	_____
American Radio Fall Ratings Report	\$97.00	_____	_____
American Radio Winter Ratings Report	\$55.00	_____	_____
Audience-to-Revenue Conversion/ Format Performance Analysis	\$95.00	_____	_____
The Facilities of American Radio	\$335.00	_____	_____
Radio Profiler CD-Rom (Specify IBM or Mac)			
Full-year subscription (minimum, four releases in 12-months)	\$1,500.00	_____	_____
Single-release trial	\$475.00	_____	_____
Subscription Package 1			
(All four large market quarterly reports)	\$275.00	_____	_____
Subscription Package 2			
(Package 1 plus both Small Market reports)	\$375.00	_____	_____
Subscription Package 3			
(Package 1 plus Market Guide & Revenue Conversion Study)	\$625.00	_____	_____
Subscription Package 4			
(Package 3 plus Small Market reports)	\$675.00	_____	_____

Shipping and Handling: \$7.50 for Second Day; \$15.00 for Next Morning;
 \$25.00 for Saturday Delivery

TOTAL ORDER AMOUNT

- *Multi-Copy Orders and for books not on this list contact Duncan's for pricing and availability.*
- *Shipping and Handling is waived on all Subscription Packages and pre-paid orders.*

PAYMENT OPTIONS

1. Check or Money Order enclosed *Shipping and Handling fees will be waived if payment is enclosed* _____
2. Charge my credit card _____
 Visa _____ MasterCard _____ AmEx _____ Card # _____
 Exp. Date: _____ Name on Card _____
3. Please send an invoice _____

PURCHASE ORDER NUMBER (if applicable) _____



Helping you help the world stay connected.

It's your desire and privilege to reach out, communicate and connect with others. At Summit, we can help bring your vision as close as you bring the world to us. After all, we cover every market from broadcasting and cable to newspapers and telecommunications. For the industry-specific financing and services to help you reach higher, just pick up the phone – we'll listen.

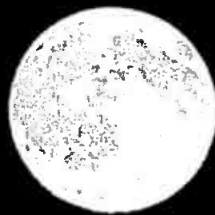
- Cash Management
- Commercial Lending
- Derivatives
- Insurance
- Private Placements
- Syndications
- Trust & Investment Management
- Valuations
- 401 (k) Plans

For more information, call 1-800-852-1512
or visit us at www.summitbank.com

Reach Higher
SUMMIT
BANK

www.summitbank.com
















Summit, Summit Bank, Summit Bancorp, Reach Higher and [summitbank.com](http://www.summitbank.com) are registered service marks of Summit Bancorp.



This announcement appears as a matter of record only. Certain of these securities have not been registered under the Securities Act of 1933 and may not be offered or sold in the United States absent registration or an applicable exemption from the registration requirements of the Securities Act of 1933. Deutsche Banc Alex. Brown identifies the US investment banking activities of DB Alex. Brown LLC (formerly BT Alex. Brown Incorporated) and Deutsche Bank Securities Inc., which are indirect subsidiaries of Deutsche Bank AG. † Trademark application pending.

Deutsche Banc Alex. Brown

Superior performance sends a clear signal

 \$23 billion Merger with Clear Channel Communications, Inc. Financial Advisor Pending	 \$1.3 billion Acquisition of 12 radio stations from Clear Channel Communications, Inc. Financial Advisor Pending	 \$825 million Sale of 46 of its radio stations to ENTERCOM Communications Corp. Financial Advisor Pending	 \$200 million 5.50% Convertible Subordinated Notes due 2007 Lead Manager March 2000
 \$350 million Follow-on Offering Co-Lead Manager March 2000	 \$400 million 5.00% Convertible Subordinated Notes due 2010 Joint Lead Manager January 2000	 \$424 million Follow-on Offering Lead Manager January 2000	 \$280 million Follow-on Offering Co-Lead Manager January 2000
outdoor systems \$8.5 billion Sale to Infinity Broadcasting Corporation Financial Advisor December 1999	 \$3.2 billion Senior Secured Credit Facilities Administrative Agent November 1999	 \$1 billion 1.50% Convertible Senior Notes due 2002 Joint Book Manager November 1999	 \$259 million Follow-on Offering Lead Manager November 1999
 \$348 million Follow-on Offering Co-Manager November 1999	 \$315 million Follow-on Offering Co-Lead Manager October 1999	 \$125 million 6.25% Convertible Preferred Securities Co-Manager October 1999	 \$132 million Initial Public Offering Lead Manager September 1999

Performance is



leading to results™†

At Deutsche Banc Alex. Brown, we provide innovative investment banking, award-winning research, and a powerful equity trading platform to help media companies meet the challenges of today's dynamic marketplace. That's performance — another reason why Deutsche Bank is leading to results.

Deutsche Bank

