

Spring 2000 Ratings Report

AMERICAN RADIO

DUNCAN'S AMERICAN RADIO

www.duncanradio.com

● The Broadcasting Buyers Bible

10,000 Stations
updated quarterly
for all statistics and
contact information.

radio datatrak

*Media Market
Resources*

800.242.9618



The Investment Banker of Choice for Leading Broadcasting Companies

ACME
COMMUNICATIONS

\$132 Million
Initial Public Offering

Co-Manager
October 1999

AMERICAN
TOWER

\$675 Million
Follow-On Offering

Co-Manager
February 1999

AMERICAN
TOWER

\$726 Million
Convertible Notes

Co-Manager
November 1999

Chancellor
MEDIA CORPORATION

\$21.8 Billion
Merger with Clear Channel
Communications Inc.

Advisor
Pending

Chancellor
MEDIA CORPORATION

\$1.6 Billion
Sale of Chancellor Media
Outdoor Corporation to
Lanar Advertising

Advisor
September 1999

Chancellor
MEDIA CORPORATION

\$4.1 Billion
Merger with
Capstar Broadcasting Corp.

Advisor
July 1999

Clear Channel Communications Inc.

\$1.4 Billion
Secondary Offering

Joint Lead Manager
May 1999

Clear Channel Communications Inc.

\$900 Million
Convertible Notes

Co-Manager
November 1999

Clear Channel Communications Inc.

\$809 Million
Follow-On Offering

Co-Manager
December 1998

CUMULUS

\$233 Million
Follow-On Offering

Lead Manager
July 1999

CUMULUS

\$183 Million
Follow-On Offering

Lead Manager
November 1999

ENTERCOM

\$306 Million
Initial Public Offering

Co-Manager
February 1999

ENTERCOM

\$350 Million
Follow-On Offering

Co-Manager
September 1999

FOX

\$2.8 Billion
Initial Public Offering

Co-Manager
November 1998

Infinity

\$3.2 Billion
Initial Public Offering

Co-Manager
December 1998

LAMAR

\$250 Million*
Convertible Notes

Co-Manager
August 1999

VIACOM

\$80.0 Billion
Merger with
CBS Corporation

Advisor
Pending

MORGAN STANLEY DEAN WITTER

*These securities were offered pursuant to Rule 144A under the Securities Act of 1933 and may not be offered or sold in the United States absent registration or an applicable exemption from registration requirements.

AMERICAN RADIO

SPRING 2000 RATINGS REPORT

Arbitron Rating Period: 30 March-21 June 2000

Compiled and Edited by:

Thom Moon

DUNCAN'S AMERICAN RADIO, L.L.C.
P.O. Box 8446
Cincinnati, OH 45208-0446

859.431-3001 (Office)
859.431-3080 (Fax)

www.duncanradio.com

October, 2000

Volume XXV Number 1
ISSN 0738-8675



INTRODUCTION

AMERICAN RADIO is in its 25th year of publication, making it the longest-running radio publication of its type. We sincerely appreciate your support of our work today and over the years.

We strongly urge you (especially new clients/subscribers) to read carefully the definition pages that immediately precede the individual market reports. They will help you understand all the information given in the individual market reports. If you have any questions, comments or suggestions, please feel free to call us. We believe that our time is included in your purchase price. And, we always enjoys talking about **AMERICAN RADIO**. We can be reached at the following address or phone numbers:

Duncan's American Radio, L.L.C.
P.O. Box 8446
Cincinnati, OH 45208-0446
859.431-3001
Website: www.duncanradio.com

ALL ARBITRON AUDIENCE ESTIMATES ARE COPYRIGHTED ©2000 BY THE ARBITRON COMPANY AND MAY NOT BE QUOTED OR REPRODUCED WITHOUT THE PRIOR PERMISSION OF ARBITRON.

Subscribers may quote **AMERICAN RADIO** for sales and advertising purposes. However, you must be an Arbitron subscriber if any of their data is involved. Secondly, we must be notified. We always give permission, but we like to make certain our work is properly quoted. The phrase "American Radio by Duncan's American Radio" must be cited.

This book may not be reproduced in whole or part by mimeograph or any other means without permission.

Printed in the United States of America.

Copyright ©2000 by Duncan's American Radio, L.L.C.

Every effort has been made to make this book as accurate as possible. However, we are responsible for errors only to the extent subscribers will be notified if such action is justified. If your copy is defective in any way, call the Cincinnati office and we will promptly mail you another copy.

Compilation of this edition was completed 19 September 2000. Any corrections made by Arbitron to earlier published reports are included if they were received before 19 September. Station sales through 31 August are included.

Audience data in **AMERICAN RADIO** is extracted by our proprietary computer software from Arbitron's "R-sale" data tapes. Due to Arbitron's method of rounding audience estimates, there may be minor (and usually insignificant) differences between what is found in a given Arbitron market report and what is found in this book. Our software, however, follows Arbitron's published rounding procedures to the letter. The software was developed by our Software Thaumaturge (one who causes apparent miracles to occur), Dave Allen.

A personal note from Thom Moon: This is the last American Radio I'll compile. I am moving on to new challenges in public radio. I will be eternally grateful to my co-workers, to our clients and especially to Jim Duncan, who had the confidence in my abilities to turn over to me production of his original product. Thank you, Jim; thank you J.T., Nancy, Tony, Debbie and Sherry. And thank all of you for your support of our efforts.

DUNCAN'S AMERICAN RADIO

James H. Duncan, Jr.

J.T. Anderton	Thom Moon
Nancy Nally	Tony Sanders
Debbie Underwood	Sherry Roberts

TABLE OF CONTENTS

Section 1: Station Trading Activities (pages 2-23)

Section 2: Definitions, Clarifications and Explanations (pages 24-27)

Section 3: Individual Market Reports – for the following in alphabetical order:

Akron	Duluth-Superior	Louisville	Rochester, NY
Albany-Schenectady-Troy	El Paso	Lubbock	Rockford
Albuquerque	Erie	Macon	Sacramento
Allentown-Bethlehem	Eugene-Springfield	Madison	Saginaw-Bay City-Midland
Altoona	Evansville	Manchester	Saint Louis
Anchorage	Fargo-Moorhead	McAllen-Brownsville	Salisbury-Ocean City
Ann Arbor	Fayetteville, NC	Melbourne-Titusville-Cocoa	Salt Lake City
Appleton-Oshkosh	Flint	Memphis	San Antonio
Asheville	Fort Myers-Naples	Miami-Fort Lauderdale	San Diego
Atlanta	Fort Pierce	Milwaukee	San Francisco
Atlantic City-Cape May	Fort Wayne	Minneapolis-St. Paul	San Jose
Augusta, GA	Fresno	Mobile	Santa Rosa
Austin	Gainesville-Ocala	Modesto	Sarasota-Bradenton
Bakersfield	Grand Rapids	Monmouth-Ocean	Savannah
Baltimore	Green Bay	Monterey-Salinas-	Seattle-Tacoma
Baton Rouge	Greensboro-Winston	Santa Cruz	Shreveport
Binghamton	Salem	Montgomery	Sioux Falls
Birmingham	Greenville-New Bern	Nashville	South Bend
Bloomington	Greenville-Spartanburg	Nassau-Suffolk	Spokane
Boise	Harrisburg	New Haven	Springfield, MA
Boston	Hartford	New Orleans	Springfield, MO
Bridgeport	Honolulu	New York	Stockton
Buffalo	Houston	Norfolk	Syracuse
Canton	Huntington-Ashland	Oklahoma City	Tallahassee
Cedar Rapids	Huntsville	Omaha	Tampa-St. Petersburg
Charleston, SC	Indianapolis	Orlando	Terre Haute
Charleston, WV	Jackson, MS	Oxnard-Ventura	Toledo
Charlotte	Jacksonville, FL	Pensacola	Topeka
Chattanooga	Johnson City-Kingsport-	Peoria	Tucson
Chicago	Bristol	Philadelphia	Tulsa
Cincinnati	Johnstown	Phoenix	Utica-Rome
Cleveland	Kalamazoo	Pittsburgh	Visalia-Tulare-Hanford
Colorado Springs	Kansas City	Portland, ME	Washington, DC
Columbia, SC	Knoxville	Portland, OR	Waterloo-Cedar Falls
Columbus, GA	Lafayette, IN	Portsmouth-Dover-	West Palm Beach
Columbus, OH	Lafayette, LA	Rochester	Wheeling
Corpus Christi	Lakeland-Winter Haven	Providence	Wichita
Dallas-Fort Worth	Lancaster	Pueblo	Wilkes Barre-Scranton
Davenport-Rock Island-	Lansing	Puerto Rico	Wilmington, DE
Moline	Las Vegas	Raleigh-Durham	Wilmington, NC
Dayton	Lexington	Reno	Worcester
Daytona Beach	Lincoln	Richmond	York
Denver	Little Rock	Riverside-San Bernardino	Youngstown
Des Moines	Los Angeles	Roanoke-Lynchburg	
Detroit			

STATION TRADING ACTIVITY

25 March 2000 - 1 September 2000

Group (Multi-Market) Transactions

Station(s)	Month	Seller - Buyer	Market	Consideration	Broker(s)
	3/00	Aurora - Nassau			
WEBE-F, WICC			Bridgeport		
WAXB-F, WINE, WPUT, WRKI-F			Danbury, CT		
WFAF-F, WFAS-AF			New York		
	3/00	Nolan Broadcast Group - Three Eagles			
KEEZ-F			Mankato - New Ulm - St. Peter, MN		Don Clark
KAUS-AF			Rochester, MN		Don Clark
	4/00	Burbach (Gall) - Burbach (Confer, Alt, et al)			
WOBG-F, WTUS-F			Morgantown - Clarksburg - Fairmont, WV		
WADC, WHBR-F, WKYG, WXIL-F, WXKX-F			Parkersburg - Marietta, WV - OH		
	4/00	Carter Broadcasting - Atlantic Coast Radio			
WLOB-F			Augusta - Waterville, ME		Pierce
WLOB			Portland, ME		Pierce
WLLB			Rumford, ME		
	4/00	Z-Spanish - Entravision			
WNDZ, WRZA-F, WZCH-F			Chicago		
KJAZ, KZCO-F			Chico, CA		
KRVA-AF, KRVF-F, KZMP-AF			Dallas - Fort Worth		
KHOT, KZFO-F			Fresno		
KGOL			Houston		
WLQY			Miami - Fort Lauderdale		
KLOC, KTDO-F, KZMS-F			Modesto		
KCTY, KHMZ-F, KHNZ-F, KRAY-F, KTGE, KZSL-F			Monterey - Salinas - Santa Cruz		
KZNO-F			Nogales, AZ		
KLNZ-F, KUET, KVA-F			Phoenix		
KHZZ-F, KSQR, KZSA-F			Sacramento		
KZSF, KZSJ			San Jose		
KCVR, KMIX-F			Stockton		

Station(s)	Month	Seller - Buyer	Market	Consideration	Broker(s)
KZLZ-F			Tucson		
	5/00	Adventure Communications - Triad			
WBDY, WHAJ-F, WHIS, WHKX-F, WHQX-F, WKEZ, WKOY-F, WKQY-F, WTZE			Bluefield, WV		Bergner
WFXH-AF, WGCO-F, WGZR-F, WLOW-F, WWWV-F			Savannah		Bergner
	5/00	Cumulus - Clear Channel			
WIQB-F, WQKL-F, WTKA, WYBN			Ann Arbor		
WATQ-F, WBIZ-AF, WMEQ-AF, WQRB-F			Eau Claire, WI		
KBFM-F, KTEX-F			McAllen - Brownsville		
WAWR, WJDY, WLBW-F, WLWV-F, WOSC-F, WQHQ-F, WSBY-F, WTGM, WWFG-F			Salisbury - Ocean City		
	5/00	Dick - Citadel			
WAPI, WJOX, WRAX-F, WYSF-F, WZRR-F			Birmingham		
WIVK-F, WNOX-AF, WSMJ-F			Knoxville		
WGFX-F, WKDF-F			Nashville		
	5/00	Rodriguez Communications - Spanish Broadcast			
KTCY-F, KXEB			Dallas - Fort Worth		
KFOX-F, KREA-F			Los Angeles		
KSAH			San Antonio		
KXJO-F			San Francisco		
	5/00	Straus Media - Clear Channel			
WCKL, WCTW-F, WHUC, WTHK-F			Hudson - Catskill, NY		
WELV, WTHN-F			Newburgh - Middletown, NY (Mid - Hudson Valley)		
WCTJ-F, WKIP, WRKW-F, WRNQ-F			Poughkeepsie, NY		
	6/00	AMFM - Emmis			
KXPK-F			Denver		Star Media
KKFR-F			Phoenix		Star Media
	6/00	Centennial - Beasley			
KJUL-F, KKLZ-F, KSTJ-F			Las Vegas	\$23,500,000	Bergner
KMEZ-F, WBYU, WRNO-F			New Orleans	\$13,600,000	Bergner
	6/00	Cox Radio - Salem			
WALR-F			Atlanta		
KLUP			San Antonio		

Station(s)	Month	Seller - Buyer	Market	Consideration	Broker(s)
WSUN			Tampa - Saint Petersburg		
	6/00	Entravision - Z-Spanish Trust			
KLOC			Modesto		
KCTY, KTGE			Monterey - Salinas - Santa Cruz		
	6/00	Equicom, Inc. - Cornerstone Radio Holdings			
KBST-AF, KBTS-F			Big Spring, TX		Kalil
KHLB-AF			Burnet, TX		Kalil
KEPS, KINL-F			Eagle Pass, TX		Kalil
KKYN-AF, KVOP-AF			Plainview, TX		Kalil
KUVA-F, KVOU, KYUF-F			Uvalde, TX		Kalil
	6/00	Hearst-Argyle - Truth Broadcasting			
WXII			Greensboro - Winston Salem		
WLKY			Louisville		
	6/00	Hibernia - ABC Inc.			
WMKI			Boston		
WGFY			Charlotte		
WDZK			Hartford		
WHRC			Providence		
WDZY			Richmond		
WMNE			West Palm Beach		
	6/00	Roberts Radio - Clear Channel			
KBFO-F, KKA, KQAA-F, KSDN-AF			Aberdeen, SD		MVP
KCAD-F, KLTC, KZRFX-F			Dickinson, ND		MVP
KAXB-F, KDGO, KENN, KISZ-F, KNNT, KPTE-F,			Four Corners		MVP
KFMQ-F, KFXR-F, KGLX-F, KXTC-F			Gallup, NM		MVP
KIZZ-F, KRRZ, KZPR-F			Minot, ND		MVP
WBPM-F, WBWZ-F, WGHQ, WRWD-F			Poughkeepsie, NY		MVP
KBAC-F, KSFQ-F			Santa Fe, NM		MVP
KSKE-F			Vail, CO		MVP

Station(s)	Month	Seller - Buyer	Market	Consideration	Broker(s)
WHTC	6/00	Walton, LLC - Midwest	Grand Rapids		Blackburn
WBFM-F, WHBL, WWJR-F			Sheboygan, WI		Blackburn
KBAU-F, KCAR, KCLK-AF, KCLW, KGAP-F, KJEF, KLDI, KQEX-F, KROO, KTUE, KVAB-F, KXXQ-F, KYKN-F, KEWL-AF, KHSP-F	7/00	Basso Broadcasting, Inc. - Petracom	Clarksville, TX (City, State of Lic.) Texarkana, TX - AR		Media Svcs Media Svcs
WAGH-F, WBFA-F, WDAK, WGSY-F, WMLF, WPNX, WSTH-F, WVRK-F WGBF-AF, WTRI-F, WYNG-F	7/00	Cumulus - Clear Channel	Columbus, GA Evansville		
KNSG-F, KNUJ-AF, KXLP-F, KYSM-AF			Mankato - New Ulm - St. Peter, MN		
KCHA-AF, KCZE-F, KGLO, KIAI-F, KLKK-F, KWMM-F			Mason City, IA		
KMFX-AF, KNFX, KRCH-F, KWEB			Rochester, MN		
WAIT, WIIL-F, WJOL, WJTW-F, WLIP, WLLI-F, WZSR-F	7/00	Pride Communications - NextMedia	Chicago		MVP
WEXT-F			Milwaukee		MVP
KBBA, KEAN-AF, KEYJ-F, KHYS-F, KULL-F	7/00	Sunburst - Clear Channel	Abilene, TX		Salomon
KAGG-F, KKYS-F			Bryan - College Station, TX		Salomon
KGBX-F, KGMV-AF, KTOZ-F, KXUS-F			Springfield, MO		Salomon

Market-by-Market Listings

Date	Station(s)	Seller	Market	Buyer	Consideration	Broker(s)
6/00	KBFO-F, KCAA, KQAA-F, KSDN-AF	Roberts Radio	Aberdeen, SD	Clear Channel	Group: \$65,900,000	
7/00	KBBA, KEAN-AF, KEYJ-F, KHYS-F, KULL-F	Sunburst	MVP Abilene, TX	Clear Channel	13 station transaction: \$57,000,000	
4/00	WKDD-F, WTOU	Barnstable	Salomon Akron	Clear Channel	With WKDD-F. Related to AMFM/CCU divestitures to Barnstable	
5/00	WJIZ-F, WJYZ, WMGR-AF, WOBB-F	Peterson	Albany, GA	Clear Channel	Portfolio: \$16,000,000	
7/00	WYNS	Valley Broadcasting Co.	Walden Allentown - Bethlehem	Zoma Corporation	\$650,000	
5/00	WPRR-F, WVAM	Music Broadcasting	Foreman Altoona	Vital Licenses, LLC	With WPRR-F: \$2,050,000	
3/00	KGRW-F, KQFX-F	Equicom	Amarillo, TX	Rodriguez Communications	With KQFX-F: \$1,000,000	
5/00	WIQB-F, WQKL-F, WTKA, WYBN	Cumulus	Media Svcs Ann Arbor	Clear Channel	Group transaction: approx. value is \$111,000,000. Related to AMFM/CCU divestitures to Cumulus	
6/00	KHDR-F, KVVQ	Tele-Media	Apple Valley - Victorville, CA	CBS/Infinity	With KVVQ: \$3,537,500	
5/00	WFUN, WPHR-F, WREO-F	Radio Ent. of Ohio	MVP; Daniels Ashtabula, OH	Clear Channel	With WREO-F, WPHR-F: \$11,000,000	
5/00	WZOO-F	Ashtabula Broadcasting Corp., Inc.		Clear Channel	Price NA	
6/00	WALR-F	Cox Radio	Atlanta	Salem	Facility only. Swap (with KLUP, WSUN) for KKHT FM Houston	
6/00	WALR-F	Midwestern		Cox Radio	\$280,000,000 Will move format & calls to 104.1; sell facility to Salem	
5/00	KHKC-F	Drew Ballard	Atoka, OK	ABC Inc.	\$1,000,000	

Market-by-Market Listings

Date	Station(s)	Seller	Market	Buyer	Consideration	Broker(s)
			Augusta - Waterville, ME			
4/00	WLOB-F	Carter Broadcasting		Atlantic Coast Radio	With WLOB, WLLB: \$3,500,000	
			Pierce			
			Austin			
3/00	KBAE-F	Maxagrid Broadcasting		Rodriguez Communications	\$7,650,000	
			Media Svcs			
4/00	KVET	AMFM		Concord Media	\$290,000 AMFM/CCU divestiture.	
6/00	KEYI-F	Clear Channel		Secret Communications	Price NA	
			Star Media			
			Bakersfield			
4/00	KAFY	Hispanic Media Group		Golden Pegasus Fin. Gp.	\$825,000	
			Baltimore			
7/00	WASA	WCBM Maryland, Inc.		Peoples Broadcast Network	\$350,000	
			Bangor, ME			
3/00	WKSQ-F	Acadia Broadcasting		Communications Capital	\$1,500,000	
7/00	WBFB-F, WBYA-F, WGUY-F, WKSQ-F, WLKE-F, WVOM-F	Communications Capital Managers		Clear Channel	6 station transaction: \$20,000,000	
			CEA			
			Beckley, WV			
3/00	WAXS-F	Plateau Broadcasting		Southern Communications	\$875,000	
3/00	WTNJ-F	West VA Bcstg.		Southern Communications	\$2,375,000	
			Bellingham, WA			
4/00	KARI, KBLO	Ostrander-Wilson Stations		Multicultural	With KBLO: \$3,000,000	
			Wm. Schutz			
			Big Spring, TX			
6/00	KBST-AF, KBTS-F	Equicom, Inc.		Cornerstone Radio Holdings	14 station transaction: \$7,000,000	
			Kalil			
			Binghamton			
5/00	WEBO	WEBO Radio		Tioga Media	\$1	
8/00	WINR	Titus Broadcasting Systems, Inc.		Clear Channel	Price N/A as of 8/8/00	

Market-by-Market Listings

Date	Station(s)	Seller	Market	Buyer	Consideration	Broker(s)
			Birmingham			
5/00	WAPI, WJOX, WRAX-F, WYSF-F, WZRR-F	Dick		Citadel	Multi-market transaction: \$300,000,000	
			Bloomington, IL			
4/00	WIHN-F, WSNI-F	Kelly		Radio Partners (Schwartz, et al)	With WSNI-F: \$3,125,000	
			S & P			
			Bluefield, WV			
5/00	WBDY, WHAJ-F, WHIS, WHKX-F, WHQX-F, WKEZ, WKOY-F, WKQY-F, WTZE	Adventure Communications		Triad	Group transaction: \$25,500,000	
			Bergner			
			Boston			
6/00	WMKI	Hibemia		ABC Inc.	6 station transaction: Price NA	
			Bridgeport			
3/00	WEBE-F, WICC	Aurora		Nassau	Group transaction: \$185,000,000	
			Bryan - College Station, TX			
7/00	KAGG-F, KKYS-F	Sunburst		Clear Channel	13 station transaction: \$57,000,000	
			Salomon			
			Buffalo			
4/00	WNUC-F	Casciani Communications		Adelphia Communications	\$5,625,000	
			MVP			
			Burnet, TX			
6/00	KHLB-AF	Equicom, Inc.		Cornerstone Radio Holdings	14 station transaction: \$7,000,000	
			Kalil			
			Canton			
6/00	WHBC-AF	Beaverkettle Co.		NextMedia	With WHBC FM: \$43,500,000	
			Champaign, IL			
4/00	WEBX-F	Magnitude of Tuscola		AAA Entertainment	\$500,000	
			Star			
			Charlotte			
5/00	WEND-F	Dalton Group		Mercury Broadcasting	\$15,000,000 Part of a \$60,000,000 transaction incl. WWMG FM	
5/00	WWMG-F	Dalton Group		Clear Channel	\$45,000,000 Part of a \$60,000,000 transaction incl. WEND FM	
6/00	WBZK	Curtis Sigmon		Vernon H. Baker Stations	\$500,000	
			Force; Pierce			
6/00	WGFY	Hibernia		ABC Inc.	6 station transaction: Price NA	

Market-by-Market Listings

Date	Station(s)	Seller	Market	Buyer	Consideration	Broker(s)
Charlottesville, VA						
4/00	WUMX-F	Air Virginia, Inc.		Clear Channel	\$5,900,000	
6/00	WINA, WQMZ-F	Charlottesville Broadcasting Corp.		Eure Communications, Inc.	\$1,750,000 2 station transaction: \$3,150,000	
Chattanooga						
4/00	WKXJ-F, WLOV-F, WRXR-F, WUSY-F, WUUS	Cumulus		Clear Channel	Portfolio: \$68,250,000. Related to AMFM/CCU divestitures to Cumulus	
Chicago						
4/00	WNDZ, WRZA-F, WZCH-F	Z-Spanish		Entravision	37 stations: \$475,000,000 (\$366,329,833 cash; \$108,670,117 assum. of debt)	
7/00	WKRS, WXLC-F	Buzil & Devine		NextMedia	\$9,400,000 with WXLC FM	
Star Media						
7/00	WAIT, WIIL-F, WJOL, WJTW-F, WLIP, WLLI-F, WZSR-F	Pride Communications		NextMedia	Group transaction, 9 stations: \$56,950,000	
MVP						
Chico, CA						
4/00	KJAZ, KZCO-F	Z-Spanish		Entravision	37 stations: \$475,000,000 (\$366,329,833 cash; \$108,670,117 assum. of debt)	
Clare, MI						
4/00	WCFX-F	Mackin Broadcasting		Goldsen Broadcasting	\$1,100,000	
Clarksville, TX						
7/00	KBAU-F, KCAR, KCLK-AF, KCLW, KGAP-F, KJEF, KLDI, KQEX-F, KROO, KTUE, KVAB-F, KXXQ-F, KYKN-F,	Basso Broadcasting, Inc.		Petracom	5 station transaction: \$3,250,000	
Media Svcs						
Columbus, GA						
7/00	WAGH-F, WBFA-F, WDAK, WGSY-F, WMLF, WPNX, WSTH-F, WVRK-F	Cumulus		Clear Channel	30 station transaction: \$75,000,000; add on to prior Clear Channel/Cumulus transactions	
Dallas - Fort Worth						
4/00	KRVA-AF, KRVF-F, KZMP-AF	Z-Spanish		Entravision	37 stations: \$475,000,000 (\$366,329,833 cash; \$108,670,117 assum. of debt)	
5/00	KTCY-F, KXEB	Rodriguez Communications		Spanish Broadcst	Group transaction: \$43,500,000 stock & \$121,700,000 cash	
5/00	KLUV	CBS/Infinity		Radio One	\$16,000,000	
Minority						
6/00	KXGM-F	Gain-Air Co.		First Broadcasting	\$4,110,000 App. pending to move into Dallas-Ft. Worth	
7/00	KEMM-F	Bluebonnet Radio		ABC, Inc.	\$18,000,000	

Market-by-Market Listings

Date	Station(s)	Seller	Market	Buyer	Consideration	Broker(s)
			<i>Dalton, GA</i>			
7/00	WBLJ, WDAL, WQMT-F, WYYU-F	Radio Center Dalton, Inc.		Clear Channel	4 station transaction: \$9,350,000	
			Sailors <i>Danbury, CT</i>			
3/00	WAXB-F, WINE, WPUT, WRKI-F	Aurora		Nassau	Group transaction: \$185,000,000	
			<i>De Ridder, LA</i>			
6/00	KEAZ-F	Willis		Pittman Broadcasting Services	Price NA	
			<i>Denver</i>			
6/00	KXPK-F	AMFM		Emmis	With KKFR Phoenix: \$108,000,000	
			Star Media <i>Dickinson, ND</i>			
6/00	KDIX	Darmar, LLC		Starrdak	\$192,000	
			MVP <i>Dothan, AL</i>			
3/00	WQLS	Woods Communications		Jimmy Jarrell	\$12,000	
5/00	WQLS-F	Woods Communications		Jimmy Jarrell	\$300,000	
			<i>Dubuque, IA</i>			
4/00	KGRR-F	Hemmer Broadcasting		Rabbit Enterprises	\$1,500,000	
4/00	KATF-F, KDTH	Woodward		Nobles Broadcasting	With KATF-F: \$3,680,000	
4/00	KATF-F, KDTH-F	Nobles Broadcasting		Radio Dubuque	JOA/merger with KGRR	
4/00	KGRR-F	Rabbitt Enterprises		Radio Dubuque	JOA/merger with KGRR	
			<i>Eagle Pass, TX</i>			
6/00	KEPS, KINL-F	Equicom, Inc.		Cornerstone Radio Holdings	14 station transaction: \$7,000,000	
			Kalil <i>Eau Claire, WI</i>			
5/00	WATQ-F, WBIZ-AF, WMEQ-AF, WQRB-F	Cumulus		Clear Channel	Group transaction: approx. value is \$111,000,000. Related to AMFM/CCU divestitures to Cumulus	

Market-by-Market Listings

Date	Station(s)	Seller	Market	Buyer	Consideration	Broker(s)
			Elmira - Corning, NY			
6/00	WHHO, WKPQ-F	Bilbat Radio		SabreCom	With WKPQ FM: \$1,800,000	
			Kozacko			
			Erie			
6/00	WZPR-F	Great Circle Broadcasting		Forever Broadcasting	With WMGW, WMDE FM: \$4,950,000	
			Evansville			
7/00	WGBF-AF, WTRI-F, WYNG-F	Cumulus		Clear Channel	30 station transaction: \$75,000,000; add on to prior Clear Channel/Cumulus transactions	
			Fargo - Moorhead			
7/00	KFGO-F, KRVI-F, KULW-F	James Ingstad		Clear Channel	6 station transaction: \$46,300,000	
			MVP			
7/00	KFGO, KVOX	James Ingstad Broadcast Group		Clear Channel	6 station transaction: \$46,300,000	
			MVP			
7/00	WDAY-F	Tom Ingstad Broadcast Group		Clear Channel	6 station transaction: \$46,300,000	
			MVP			
			Fayetteville, NC			
7/00	WKQB-F	Muirfield Broadcasting, Inc.		Cumulus	\$6,150,000	
			Fayetteville (NW Arkansas)			
4/00	KDAB-F	Vinewood Communications		Cumulus	\$2,000,000	
			Florence, SC			
4/00	WWFN-F	Willima Rollins		Cumulus	\$850,000	
			Fort Dodge, IA			
4/00	KHBT-F	Signature Communications		Waitt Broadcasting	\$500,000	
			Fort Myers - Naples			
6/00	WJGO-F	Gulf Communications		Renda	\$7,000,000	
			Blackburn			
			Fort Pierce			
4/00	WIRA	Clear Channel		Genesis Communications	\$200,000	
			Blackburn			
5/00	WGYL-F, WTTB	Sandab Communications		Vero Beach Radio Partnership	With WGYL-F: \$5,150,000	
			Blackburn			
6/00	WOSN-F	Centennial		Vero Beach Radio Partnership	\$4,100,000	
			Blackburn			

Market-by-Market Listings

Date	Station(s)	Seller	Market	Buyer	Consideration	Broker(s)
Four Corners						
6/00	KAXB-F, KDGO, KENN, KISZ-F, KNNT, KPTE-F, KRWN-F	Roberts Radio		Clear Channel	Group: \$65,900,000	
MVP						
7/00	KDGO, KENN, KISZ-F, KPTE-F, KRWN-F	Clear Channel		Four Corners Trust (P. Stone)	6 station transaction: Placed in Trust	
Fresno						
4/00	KHOT, KZFO-F	Z-Spanish		Entravision	37 stations: \$475,000,000 (\$366,329,833 cash; \$108,670,117 assum. of debt)	
Gainesville - Ocala						
6/00	WKZY-F	Women in Broadcasting		Albany	With WDFL, Cross City: \$2,750,000	
Hadden						
8/00	WRZN	Alliance Broadcasting Group, Inc.		Pamal Broadcasting	\$650,000	
Gallup, NM						
6/00	KFMQ-F, KF XR-F, KGLX-F, KXTC-F	Roberts Radio		Clear Channel	Group: \$65,900,000	
MVP						
Grand Junction, CO						
6/00	KRDY	Leggett Broadcasting		MBC Grand Broadcasting	\$240,000	
Grand Rapids						
6/00	WNWZ	AMFM		Regent Comm.	Price NA	
6/00	WHTC	Walton, LLC		Midwest	4 station transaction: \$10,000,000	
Blackburn						
Great Falls, MT						
7/00	KLFM-F, KMON-AF	STARadio Corp.		Commonwealth Communications	3 station transaction (+ six more in Helena and Williston, ND: \$7,500,000)	
Greensboro - Winston Salem						
6/00	WXII	Hearst-Argyle		Truth Broadcasting	With WLKY, est. price: \$3,000,000	
7/00	WTNC	Willis		GHB Broadcast	\$350,000	
7/00	WKEW	HSR Communications, LLC		Truth Broadcasting	\$800,000	
Greenville - New Bern - Jacksonville						
5/00	WNOS	RRR Broadcasting		CTC Media Group	\$65,000	

Market-by-Market Listings

Date	Station(s)	Seller	Market	Buyer	Consideration	Broker(s)
			Greenville - Spartanburg			
8/00	WPEK-F	Alpeak Broadcasting Corp.		Radio One	\$7,500,000	Closing expected by year-end 2000.
			Hagerstown - Chambersburg - Waynesboro, MD - PA			
4/00	WWMD-F	Hagerstown Broadcasting		VerStandig Broadcasting	WWMD-F for WAYZ-F + \$2,500,000	
			Blackburn			
4/00	WAYZ-F	VerStandig Broadcasting		Hagerstown Broadcasting	WAYZ-F + \$2,500,000 for WWMD-F	
			Blackburn			
			Hartford			
6/00	WDZK	Hibemia		ABC Inc.	6 station transaction:	Price NA
			Houston			
4/00	KGOL	Z-Spanish		Entravision	37 stations: \$475,000,000 (\$366,329,833 cash; \$108,670,117 assum. of debt)	
6/00	KKHT-F	Salem		Cox Radio	Swapped for Atlanta 104.7, KLUP, WSUN	
6/00	KGBC	Harbor Bcstg.		Prets/Blum Media	\$745,000	
			Media Svcs			
			Hudson - Catskill, NY			
5/00	WCKL, WCTW-F, WHUC, WTHK-F	Straus Media		Clear Channel	Group: \$24,000,000	
6/00	WCKL, WCTW-F, WHUC, WTHK-F	Clear Channel		Concord Media	With WCTW, WHUC, WTHK: price NA	
			Ithaca, NY			
7/00	WHCU, WQNY-F, WTKO, WYXL-F	Eagle Broadcasting Corp.		Saga	4 station transaction: \$13,360,000	
			Blackburn			
			Jacksonville			
7/00	WKLN	Visitor Info. Radio of Florida		Chesapeake-Portsmouth Bcstg Corp.	\$250,000	
			Sailors			
			Johnstown			
4/00	WEBG	Jesus Is Lord Ministries		Pennsylvania Radiowerks	\$160,000	
			Joplin, MO			
3/00	KBGZ-F, KJML-F, KMOQ-F, KQYX, WMBH	LandGo Broadcasting		Petracom	Portfolio: \$3,200,000	
			Star			
4/00	KBTN-AF	KBTN, Inc.		Petracom Media	With KBTN-F: \$1,300,000	
			Star Media			

Market-by-Market Listings

Date	Station(s)	Seller	Market	Buyer	Consideration	Broker(s)
6/00	KLOC	Entravision		Z-Spanish Trust	With KTGE AM (and KLOC AM, Modesto)	
Monmouth - Ocean						
5/00	WHTG-AF	WHTG, Inc.		Press Communications	With WHTG-FM: \$15,000,000	
Media Svcs						
6/00	WJRZ-F	Jersey Shore Broadcasting		New Jersey Broadcasters	\$6,500,000	
Patrick						
Monterey - Salinas - Santa Cruz						
4/00	KHMZ-F	Entravision		Trust	Will be divested due to concentration	
4/00	KCTY, KHMZ-F, KHNZ-F, KRAY-F, KTGE, KZSL-F	Z-Spanish		Entravision	37 stations: \$475,000,000 (\$366,329,833 cash; \$108,670,117 assum. of debt)	
6/00	KCTY, KTGE	Entravision		Z-Spanish Trust	With KTGE AM (and KLOC AM, Modesto)	
Morgantown - Clarksburg - Fairmont, WV						
4/00	WOBG	Burbach (Galli)		Burbach (Galli, et al)	Confer, Alt purchase 60%, eight stations: \$5,330,000	
4/00	WOBG-F, WTUS-F	Burbach (Galli)		Burbach (Confer, Alt, et al)	Confer, Alt purchase 60%, eight stations: \$5,330,000	
Myrtle Beach, SC						
5/00	WRNN-F, WYAK-F	NextMedia		John M. Ade, trustee	With WYAK-F: allows NextMedia to purchase Hirsh stations	
7/00	WGTN-F	Ling Com, Inc.		BH Media	\$800,000	
Nashville						
5/00	WGFY-F, WKDF-F	Dick		Citadel	Multi-market transaction: \$300,000,000	
Nassau - Suffolk (Long Island)						
7/00	WBAZ-F, WBSQ-F	MAK Communications		AAA Entertainment, LLC	2 station transaction: Price NA	
Blackburn; Media Svcs						
Nephi, UT						
6/00	KYKN-F	Charles D. Hall		MagMile Media	\$1,500,000 Potential Salt Lake City (Provo) move-in	
Star						
New Orleans						
6/00	KMEZ-F, WBYU, WRNO-F	Centennial		Beasley	\$13,600,000 Group transaction: \$138,000,000	
Bergner						
New York						
3/00	WFAF-F, WFAS-AF	Aurora		Nassau	Group transaction: \$185,000,000	

Market-by-Market Listings

Date	Station(s)	Seller	Market	Buyer	Consideration	Broker(s)
4/00	WKDM	Multicultural		Mega	\$45,000,000 WKDV & WZHF Washington, DC, The Freedom Network (\$12,000,000) plus	
5/00	WELV, WTHN-F	Straus Media	<i>Newburgh - Middletown, NY (Mid - Hudson Valley)</i>	Clear Channel	Group: \$24,000,000	
4/00	KZNO-F	Z-Spanish	<i>Nogales, AZ</i>	Entravision	37 stations: \$475,000,000 (\$366,329,833 cash; \$108,670,117 assum. of debt)	
5/00	WXEZ-F	Eure	<i>Norfolk</i>	Barnstable	\$7,000,000	
4/00	WXYQ-F	Cyrstal Clear Communications	<i>Blackburn NW Michigan (Traverse City - Petoskey - Charlevoix)</i>	Lake Michigan Broadcasting	\$386,998	
4/00	KCRS-AF	Parker Humes Bcstg.	<i>Odessa - Midland, TX</i>	Clear Channel	With KCRS-FM: \$2,700,000	
4/00	WADC, WHBR-F, WKYG, WXIL-F, WXKX-F	Burbach (Galli)	<i>Connelly Parkersburg - Marietta, WV - OH</i>	Burbach (Confer, Alt, et al)	Confer, Alt purchase 60%, eight stations: \$5,330,000	
4/00	WRRX-F	Maranatha Broadcasting	<i>Pensacola</i>	Cumulus	Price NA	
4/00	KLNZ-F, KUET, KVVA-F	Z-Spanish	<i>Phoenix</i>	Entravision	37 stations: \$475,000,000 (\$366,329,833 cash; \$108,670,117 assum. of debt)	
5/00	KTKP	Christian Communications		Mortenson	\$1,700,000	
6/00	KKLT-F, KMVP, KTAR	Hearst		Emmis	LMA to buy. With KKLT-F, KMVP: approx. \$160,000,000	
6/00	KKFR-F	AMFM		Emmis	With KXPK FM, Denver: \$108,000,000	
7/00	KXEG	Radio Property Ventures	<i>Star Media</i>	James Crystal Enterprises	\$4,500,000	
6/00	KKYN-AF, KVOP-AF	Equicom, Inc.	<i>Pierce Plainview, TX</i>	Comerstone Radio Holdings	14 station transaction: \$7,000,000	
			<i>Kallil</i>			

Market-by-Market Listings

Date	Station(s)	Seller	Market	Buyer	Consideration	Broker(s)
Portland, ME						
4/00	WLOB	Carter Broadcasting		Atlantic Coast Radio	With WLOB-F, WLLB: \$3,500,000	
Pierce						
Poughkeepsie, NY						
5/00	WCTJ-F, WKIP, WRKW-F, WRNQ-F	Straus Media		Clear Channel	Group: \$24,000,000	
6/00	WBPM-F, WBWZ-F, WGHQ, WRWD-F	Roberts Radio		Clear Channel	Group: \$65,900,000	
MVP						
Providence						
6/00	WHRC	Hibernia		ABC Inc.	6 station transaction: Price NA	
Pueblo						
5/00	KKPC	Pueblo Commun. College		Spearman	\$270,000	
Raleigh - Durham						
4/00	WDNC	Durham Herald		Curtis Media	\$1,200,000	
6/00	WETC	East Wake Broadcasting		Carolina Regional Broadcasting	\$550,000	
Redding, CA						
4/00	KEWB-F, KISK-F, KNCQ-F	McCarthy Wireless		Results Radio	With KISK, KNCQ: \$6,110,000	
MVP						
Reno						
7/00	KPTL, KZZF-F	Moon Broadcasting		Silverado Broadcasting	2 station transaction: \$3,600,000	
Richmond						
6/00	WDZY	Hibernia		ABC Inc.	6 station transaction: Price NA	
Rochester, MN						
3/00	KAUS-AF	Nolan Broadcast Group		Three Eagles	Group transaction: \$10,000,000	
Don Clark						
7/00	KMFX-AF, KNFX, KRCH-F, KWEB	Cumulus		Clear Channel	30 station transaction: \$75,000,000; add on to prior Clear Channel/Cumulus transactions	
Rockford						
8/00	WTJK	Salter Communications		Good Karma Broadcasting, LCC	\$235,000	
Roswell, NM						
5/00	KCKN	Quay Broadcasting		James Crystal	Price NA	

Market-by-Market Listings

Date	Station(s)	Seller	Market	Buyer	Consideration	Broker(s)
Rumford, ME						
4/00	WLLB	Carter Broadcasting		Atlantic Coast Radio	With WLOB, WLLB: \$3,500,000	
Sacramento						
4/00	KHZZ-F, KSQR, KZSA-F	Z-Spanish		Entravision	37 stations: \$475,000,000 (\$366,329,833 cash; \$108,670,117 assum. of debt)	
Saginaw - Bay City - Midland						
4/00	WSTD-F	Agri-Valley Broadcasting		Central Michigan Univ.	Donation	
5/00	WGER-F, WSGW, WTCF-F	Citadel		W & W Broadcasting	With WGER-F, WTCF-F: \$16,200,000	
7/00	WCEN-F	Sommerville Broadcasting		W & W Broadcasting		
7/00	WCEN-F	Sommerville Broadcasting		W & W Broadcasting	2 station transaction: \$6,000,000	
Saint Cloud, MN						
4/00	KMSR-F	Brandstock Communications		Mainstreet Communications	\$200,000	
6/00	KKSR-F, KLZZ-F, KXSS	StarCom		Regent Comm.	With KLZZ FM, KXSS AM: \$5,000,000	
Saint Louis						
6/00	WIL-F, WKKX-F, WRTH, WVRV-F	Emmis		Bonneville	4 station transaction: swap for KZLA FM Los Angeles	
Salisbury - Ocean City						
5/00	WAWR, WJDY, WLBW-F, WLWV-F, WOSC-F, WQHQ-F, WSBY-F, WTGM, WWFG-F	Cumulus		Clear Channel	Group transaction: approx. value is \$111,000,000. Related to AMFM/CCU divestitures to Cumulus	
Salt Lake City						
5/00	KISN-F	Trumper		Clear Channel	Est. price: \$39,500,000	
5/00	KCPX-F, KOSY-F, KRAR-F	Trumper		Mercury Broadcasting	With KOSY-F, KRAR-F: Est. \$26,000,000	
San Antonio						
3/00	KTFM-F, KTSA	Waterman Broadcasting		CBS/Infinity	With KTFM: \$90,000,000 in stock	
4/00	KZDC	Lotus		Radio Unica	\$1,825,000	
5/00	KSAH	Rodriguez Communications		Spanish Broadcast	Group transaction: \$43,500,000 stock & \$121,700,000 cash	

Market-by-Market Listings

Date	Station(s)	Seller	Market	Buyer	Consideration	Broker(s)
5/00	KRNH-F	Radio Ranch		Hispanic	With KBUC-F: \$45,000,000	
			Barger			
5/00	KBUC-F	Reding Broadcasting		Hispanic	With KRNH-F: \$45,000,000	
			Barger			
6/00	KLUP	Cox Radio		Salem	Swap (with Atlanta 104.7, WSUN) for KKHT FM Houston	
			<i>San Diego</i>			
7/00	KCBQ	Concord Media		Salem	\$5,000,000	
			<i>San Francisco</i>			
5/00	KXJO-F	Rodriguez Communications		Spanish Broadcast	Group transaction: \$43,500,000 stock & \$121,700,000 cash	
6/00	KATD	People's Radio, Inc.		Radio Unica	Price NA	
			<i>San Jose</i>			
4/00	KZSF, KZSJ	Z-Spanish		Entravision	37 stations: \$475,000,000 (\$366,329,833 cash; \$108,670,117 assum. of debt)	
			<i>San Luis Obispo, CA</i>			
6/00	KLMM-F, KLUN-F	Moon Broadcasting		Lazer Broadcasting	With KLUN FM: \$1,150,000	
			Exline			
			<i>Santa Barbara, CA</i>			
7/00	KDB-F	Pacific Broadcasting Co.		Pacific Broadcasting Co.	75% interest: \$2,250,000	
			<i>Santa Fe, NM</i>			
6/00	KBOM-F, KEFE-F, KTRC, KVSF, KZXA-F	Withers Broadcasting		American Gen	Portfolio: \$7,000,000	
			Pierce; Force			
6/00	KBAC-F, KSFQ-F	Roberts Radio		Clear Channel	Group: \$65,900,000	
			MVP			
			<i>Savannah</i>			
5/00	WFXH-AF, WGCO-F, WGZR-F, WLOW-F, WWVV-F	Adventure Communications		Triad	Group transaction: \$25,500,000	
			Bergner			
6/00	WHBZ-F	Barnacle Broadcasting		Cumulus	Price NA	
			<i>Sheboygan, WI</i>			
6/00	WBFM-F, WHBL, WWJR-F	Walton. LLC		Midwest	4 station transaction: \$10,000,000	
			Blackburn			
			<i>Shreveport</i>			
3/00	KDKS-F, KLKL-F, KOKA	C&M Broadcasting		Access.1 Communications	With KDKS-F: \$7,689,666	

Market-by-Market Listings

Date	Station(s)	Seller	Market	Buyer	Consideration	Broker(s)
5/00	KASO	Cole Broadcasting		Greenwood Acres Baptist Church	\$375,000 Includes CP for KBEF (FM) 104.5, Gibsland, LA	
5/00	KRVQ-F, KSYR-F	The Mitchell Group		Access.1 Communications	With KSYR-F: \$7,900,000	
			Mahlman Spokane			
7/00	KCDA-F	American Gen		Clear Channel	Price NA	
			Springfield, MA			
7/00	WPVQ-F	Cardwell Broadcasting, Inc.		Dynacom Radio Group	Price NA	
			Springfield, MO			
6/00	KADI-F	Snowmen Broadcasting		Vision Communications	\$550,000	
7/00	KGBX-F, KGMV-AF, KTOZ-F, KXUS-F	Sunburst		Clear Channel	13 station transaction: \$57,000,000	
			Salomon State College, PA			
7/00	WZWW-F	Talleyrand Broadcasting		First Media Radio	\$6,000,000	
			Blackburn Stockton			
4/00	KCVR, KMIX-F	Z-Spanish		Entravision	37 stations: \$475,000,000 (\$366,329,833 cash; \$108,670,117 assum. of debt)	
			Syracuse			
5/00	WVOA-F	Cram Communications		Clear Channel	\$5,000,000	
7/00	WRDS-F	Short Broadcasting Co., Inc.		Galaxy Commun.	\$3,750,000	
			Tallahassee			
5/00	WAIB-F, WHTF-F, WWFO-F	Radio Partners		Triad	With WHTF-F, WWFO-F: \$15,000,000	
			Bergner Tampa - Saint Petersburg			
6/00	WSUN	Cox Radio		Salem	Swap (with Atlanta 104.7, KLUP) for KKHT FM Houston	
			Texarkana, TX - AR			
4/00	KQIX-F, KTFS	Floyd, John & Hazel Bell		Sandra A. May, LLC	Price NA	
7/00	KEWL-AF, KHSP-F	Basso Broadcasting, Inc.		Petracom	5 station transaction: \$3,250,000	
			Media Svcs			

Market-by-Market Listings

Date	Station(s)	Seller	Market	Buyer	Consideration	Broker(s)
6/00	(CP)-F	Midwestern	<i>Toledo</i>	Comerstone Church	\$2,000,000	
4/00	KZLZ-F	Z-Spanish	<i>Tucson</i>	Entravision	37 stations: \$475,000,000 (\$366,329,833 cash; \$108,670,117 assum. of debt)	
5/00	KQTL	Cima Broadcasting		Radio Unica	\$3,300,000	
4/00	KCUL-AF	East Texas Stereo	<i>Serafin Tyler - Longview, TX</i>	Access.1 Communications	With KCUL-F: \$870,000	
6/00	KLIS-F	Nichol Broadcasting	<i>Mahlman</i>	Waller Broadcasting	Price NA	
6/00	KFRO-AF, KKUS-F, KYKX-F	Sunburst		Waller Broadcasting	Portfolio: \$8,500,000	
6/00	KUVA-F, KVOU, KYUF-F	Equicom, Inc.	<i>Uvalde, TX</i>	Comerstone Radio Holdings	14 station transaction: \$7,000,000	
6/00	KSKE-F	Roberts Radio	<i>Kalil Vail, CO</i>	Clear Channel	Group: \$65,900,000	
3/00	KVLT-F	John Ellis	<i>MVP Victoria, TX</i>	Paisano Communications	\$350,000	
3/00	KCRZ-F	Lemoore Wireless	<i>Fischer Visalia - Tulare - Hanford</i>	Westcoast Broadcasting	\$850,000	
8/00	KJOP	John H. Pembroke	<i>Exline</i>	IHR Educational Broadcasting	\$125,000	
4/00	WKDV, WZHF	Mega	<i>Washington, DC</i>	Multicultural	With WZHF plus The Freedom Network and \$24,500,000 for WKDM New York	
4/00	WKCW	Bill Parris		Multicultural	\$450,000	
4/00	WPLC-F	First Virginia Commun.		Mega	\$5,250,000	
5/00	KSDR-AF	Faehn Radio Enterprises	<i>Media Svcs Watertown, SD</i>	Three Eagles	With KSDR-F: \$3,250,000	

Market-by-Market Listings

Date	Station(s)	Seller	Market	Buyer	Consideration	Broker(s)
West Palm Beach						
6/00	WMNE	Hibernia		ABC Inc.	6 station transaction: Price NA	
Wichita Falls, TX						
7/00	KNIN-F, KTLT-F, KWFS-AF	Apex Broadcasting, LLC		Clear Channel	4 station transaction: \$10,000,000	
Williamsport, PA						
4/00	WLYC	Doris A. Zmyewski	Kalil	Brown Bear Irrevocable Trust	No cash consideration	
8/00	WSFT-F	Bald Eagle Broadcast Associates		SabreCom	\$1,300,000	
Wilmington, NC						
5/00	WAHH	Ocean Broadcasting		Family Radio Network	\$75,000	
5/00	CP-F	Wrightsville Beach Radio		Cape Fear Radio	Cancelled	
5/00	CP-F	Wrightsville Beach Radio		Sea-Comm	\$1,200,000	
Winchester, VA						
5/00	WAZR-F	Ruarch Associates		Shenandoah Broadcasting	\$1,250,000	
Youngstown						
6/00	WAMM	Dean O'Connell, Inc.	Snowden	Grass Roots Bcstg.	\$185,000	
7/00	WRRO	Stop 26 Riverbend		Valley Broadcasting, Inc.	Price NA	

DEFINITIONS, CLARIFICATIONS AND EXPLANATIONS

Individual Market Reports

Even long-term subscribers should review these pages carefully. We have made numerous changes and additions to American Radio. Your understanding of the Individual Market Reports will be far greater if you are familiar with the systems and methodologies used.

The best way to explain an Individual Market Report is to go through it section by section. We'll use Akron from Spring 2000 as an example, starting at the top left of the report:

Arbitron Rank:	68	Pop (12+):	578,200
MSA Rank:			79
MSA Pop:			687,000
DMA #		13 (Cleveland)	
Average Persons Ratings:			16.0
Market TSL in Hours:			21.25

The Arbitron rank is based on the 12+ population of the Arbitron metro survey area. The rank number (68 in this case) is Akron's ranking among the 276 Arbitron radio markets.

The MSA (Metropolitan Statistical Area) rank is shown along with the total (0+) estimated population. The MSA is a government-defined area that may differ from the Arbitron market designation. Where the radio market consists of two or more MSA's, at least the largest is listed.

The Nielsen TV DMA (Designated Market Area) ranking is found directly below MSA rank. We note those cases in which a radio market is combined with others within a single DMA (such as this instance, in which Akron is part of the Cleveland DMA, which ranks #13).

The Average Persons Rating indicates the percentage of the metro 12+ population which listened to any and all radio in an average quarter-hour anytime during the survey week, Monday-Sunday, 6 AM-12 Midnight. The Average Persons Rating is roughly comparable to television's Persons Viewing Television (PVT) figure. In this survey, 16.0% of the metro's 12+ population was listening to radio in an average quarter-hour during the period Monday-Sunday, 6 AM-12 Midnight.

Market TSL (Time Spent Listening) is the time the average radio listener spent with any and all radio over the entire week. In this case, the average listener spent 21.25 hours listening to radio over the broadcast survey week.

Now we'll move to the top center column of information.

Stations:		30 / 6
Diaries	1,776 / 326:1	57.5%
Sample Target:		1,760
% Below Line:		53.6
% Not Listed:		16.5
Pop per Station:		96,367

There are 30 stations listed in the Akron Arbitron market report. Of those 30, 6 are home to the Arbitron metro survey area – listed "above the line." Thus, 24 stations listed are licensed to cities outside the metro, but still accumulated enough listening within the Akron metro to rate inclusion in the market report. Please be aware, however, that some stations appear above the line (that is, home to the market) by virtue of their chosen home city of identification rather than by their FCC authorized city of license.

The information contained in "Diaries" is a bit complex but is all quite important. It gives you a thumbnail sketch of Arbitron's success in sending out and retrieving diaries in the market.

1,776 – the number of usable (in-tab) diaries return from respondents in the metro survey area (In general, the higher the number, the better.)

326:1 – an approximate "persons per diary" value: in the metro, the typical diary represents 326 persons 12+ (generally, the lower the number, the better)

57.5% – this is "return rate": total usable (in-tab) diaries expressed as a percentage of the total individuals who were sent a diary (again, higher is better). This number represents total diaries from the metro and does not necessarily indicate return from any individual sex/age group. It is not a percentage of total people contacted, but rather, a percentage of the total number of diaries sent out.

Sample Target is the number of usable (in-tab) diaries Arbitron designates for the market – its goal for return. Over the past few years, Arbitron has raised its market sample targets by at least 15% (and, in some cases, by as much as 70%) in response to broadcasters' concerns over unstable results.

The "% Below Line" figure indicates the percentage of total radio listening accumulated by "below the line" stations – stations not considered home to the market. This figure, along with the next, "% Not Listed", indicates how much listening in the market is not available to the local commercial stations. This may affect CPM's as well as the effectiveness and salability of local radio. "% Not Listed" reflects listening to stations that did not qualify for listing: distant stations, marginal local stations and public/non-commercial stations.

However, the "% Below Line" figure does not include the listening to home to the market which were placed "below the line" for violating one of Arbitron's policies on "special station activities" (which include on-air mentions of the radio ratings, or any other acknowledgment that the

market's radio listening is being surveyed). The audience estimates of such stations are still considered as home to the market, although, in accordance with Arbitron policy, we will note local stations that have been placed "below the line."

The Population per Station shows the number of persons 12+ per metro area radio station. The figure is calculated by dividing 12+ metro population by the number of "above-the-line" (home to the metro) stations.

Next, we move to the top right column:

Last Year's Revenue: \$21,100,000
 Household Income: \$45,797
 Total Retail Sales: \$7.8 Bil
 #1 Biller: WKDD-F \$5,350,000
 #1 Billing Portfolio: Rubber City \$10,700,000

The revenue estimates are taken from the 2000 edition of Duncan's Radio Market Guide. The figures are gross, excluding "trade."

"HH Income" is Median Household Income within the Arbitron Metro Survey Area. The estimate for Akron is \$45,797.

"Total Retail Sales" is the metro survey area's estimated Total Retail Sales – in this case, \$7.8 Billion. Both median household income and total retail sales figures are based on census data, updated to 1/1/2000 by Market Statistics, Inc. for Arbitron.

The #1 Biller is that station we believe to be the leading biller in the market, along with its estimated 1998 gross revenue. It is extracted from the 2000 edition of Duncan's Radio Market Guide.

The #1 Billing Portfolio is whatever local entity – single station, standard AM-FM combo or consolidated grouping -- that we believe has the highest total radio revenue in the market. It, too, is taken from the 2000 edition of Duncan's Radio Market Guide.

The next section is the trended 12+ information:

12+ Metro	Format	Spring 00 % Share	Win 00	Fall 99	Sum 99	Spg 99	4-Book Avg	12+ Metro Cume / Rating	Fall 99	Spg 99	12+ TSA AQH / Cume	Revenue Level
1	WQMX-F	68 / 7.4	7.0	7.7	7.6	6.4	7.4	955 / 16.5	17.5	14.8	124 / 1864	F WQMX-F

All the figures in this section are based upon the standard survey (broadcast) week (Mon-Sun, 6 AM-12 Mid). All audience figures are in hundreds (00); ratings and shares are always percentages.

First is the station's 12+ Broadcast Week ranking, based on its average quarter hour persons figure. Next to the station's calls is a format code. The legend is as follows:

- | | |
|----------------------------------------------------|-----------------------------------------------|
| AC - Adult Contemporary | G - Gospel (B/G is Black Gospel) |
| AC/CHR - Adult-leaning Hot AC | J - Jazz and New Adult Contemporary |
| AC-NR - Modern AC | N - News |
| AOR - Album Oriented Rock | O - Oldies |
| AOR-NR - New Rock | REL - Religion, Christian |
| AOR-P - Progressive AOR | REL-CC - Contemporary Christian |
| B - Black (audience is 75%+ Black) | SAC - Soft Adult Contemporary |
| B/AC - Black Adult Contemporary (Soft Black) | SP - Hispanic/Spanish |
| B/O - Black Oldies | SP-C - Hispanic Contemporary |
| BIZ N - Business News | SP-NT - Hispanic News/Talk/Information |
| C - Country | SP-R - Hispanic-Regional |
| C/O - Classic Country | SP-TJ - Hispanic-Tejano |
| CHR - Contemporary Hit Radio, Top 40, Contemporary | SP-TP - Hispanic-Tropical |
| CHR/AC - Young-leaning Hot AC | SP-VA - Hispanic Variety |
| CL - Classical | SPRTS - Sports |
| CL AOR - Classic AOR, Classic Rock | ST - Standards, Big Band, Nostalgia |
| CL HITS - Classic Hits/70's Oldies | T - Talk |
| E - Ethnic (usually Foreign Language) | U - Urban (majority of audience is non-white) |
| EZ - Easy Listening, Beautiful Music | VA - Variety |
| FS - Full Service | ? - Others or Unknown |

These codes may be joined to best represent a station's individual format. The code that comes first is the one that represents the station's primary programming: FS/C is a Full Service station that also plays some Country music.

Within the numbers, reading from left to right, WQMX-FM has 6,800 listeners 12+ per average quarter hour in the metro. That means in the typical quarter-hour, 6,800 persons 12+ were listening to the station. This gives it a 7.4 share of audience during the latest survey period. Historical shares follow, along with a four-book average (the most recent survey, plus the three that precede it).

Next is the metro cume (cumulative) audience and cume rating (cume audience expressed as a percentage of 12+ population). Cume is like a head count of different persons who listened to the station for at least five minutes sometime during the survey week. WQMX-FM had 95,500 cume listeners 12+, which gives it a 16.5 cume rating. Historical cume ratings follow (prior survey and prior year).

In Fall and Spring reports, the TSA (Total Survey Area) 12+ average persons (AQH) and cume estimates follow metro cumes. These columns are blank in the Winter and Summer American Radio ratings reports.

The next entry on the line, Revenue Level, provides an estimate of revenue for most, but often not all, stations home to the market. No revenue level is provided for out-of-market stations; for those, look in their home market. For some stations – indeed, entire markets, in some cases – no revenue estimates are possible. Revenue levels are based on the stations' estimated revenues contained in the latest Duncan's Radio Market Guide.

The codes for revenue levels are:

A -	Less than \$500,000	G -	\$ 5,000,000 to \$ 6,999,999
B -	\$500,000 to \$1,000,000	H -	\$ 7,000,000 to \$ 9,999,999
C -	\$1,000,000 to \$1,999,999	I -	\$10,000,000 to \$14,999,999
D -	\$2,000,000 to \$2,999,999	J -	\$15,000,000 to \$19,999,999
E -	\$3,000,000 to \$3,999,999	K -	\$20,000,000 to \$29,999,999
F -	\$4,000,000 to \$4,999,999	L -	\$30,000,000 or more

Then there's a line by itself:

12 + FM Share (Metro): 84.18% (649 of 771) (Spring 99: 82.65%)

These figures indicate how much of the market's listening went to FM stations. These figures are calculated by adding up the Mon-Sun, 6 AM-12 Mid quarter-hour audience estimates for all the listed stations (in this case, 771 – the figures are in hundreds) and dividing into it the total quarter-hour audience estimates for all listed FM stations (649); 649 divided by 771 equals 84.18%. There is, of course, listening to stations which do not qualify for a listing in the Arbitron report. However, by definition, this amount is small and should not significantly affect the percentage.

Next are the 22 demographic and daypart rankings. We are not allowed to print actual ratings figures, per our agreement with Arbitron. The number of stations listed depends on the size of the market. All of these rankings are based on metro area average quarter-hour persons audience estimates:

Teens:	Persons 12-17, Mon-Sun, 6 AM-12 Mid
18-34:	Adults 18-34, Mon-Sun, 6 AM-12 Mid
18-49:	Adults 18-49, Mon-Sun, 6 AM-12 Mid
25-49:	Adults 25-49, Mon-Sun, 6 AM-12 Mid
25-54:	Adults 25-54, Mon-Sun, 6 AM-12 Mid
35+:	Adults 35+, Mon-Sun, 6 AM-12 Mid
12+ AMD:	Total persons 12+, Mon-Fri, 6-10 AM
12+ MID:	Total persons 12+, Mon-Fri, 10 AM-3 PM
12+ PMD:	Total persons 12+, Mon-Fri, 3-7 PM
12+ EVE:	Total persons 12+, Mon-Fri, 7 PM-12 Mid
12+ Wknd:	Total persons 12+, Sat-Sun, 6 AM-12 Mid
12+ Ovrnite:	Total persons 12+, Mon-Sun, 12 Mid-6 AM
Wom 18-24:	Women 18-24, Mon-Sun, 6 AM-12 Mid
Wom 18-34:	Women 18-34, Mon-Sun, 6 AM-12 Mid
Wom 25-34:	Women 25-34, Mon-Sun, 6 AM-12 Mid
Wom 18-49:	Women 18-49, Mon-Sun, 6 AM-12 Mid
Wom 25-54:	Women 25-54, Mon-Sun, 6 AM-12 Mid
Men 18-24:	Men 18-24, Mon-Sun, 6 AM-12 Mid
Men 18-34:	Men 18-34, Mon-Sun, 6 AM-12 Mid
Men 25-34:	Men 25-34, Mon-Sun, 6 AM-12 Mid
Men 18-49:	Men 18-49, Mon-Sun, 6 AM-12 Mid
Men 25-54:	Men 25-54, Mon-Sun, 6 AM-12 Mid

If a station's call letters are followed by a > symbol, there is a very large difference (more than 40%) between that station and the station that follows it in the rankings. A >> means there is a huge difference between the marked station and the next ranked station – around 10 shares or the marked station has twice as much audience as the next one. In a few cases, you'll see a >>>, which means the marked station has triple the audience of (or a lead of 15 shares over) the next ranked station. Conversely, the < symbol indicates the marked station has a very small lead over the next-ranked station – 10 % or less.

Stations from inside and outside the metro that have relatively small average quarter-hour audiences are found under "Other Rated Stations." For them, we show only their call letters/band identifier, format, frequency, city of license, metro 12+ total week share and metro 12+ cume rating. If a station is listed here, it's usually not a significant factor in the market.

Next is the Consolidation Report, which provides summed 12+ and 25-54 audience shares and the share of last year's revenue accountable to consolidated radio operations in the market. Here's an example:

	12+	25-54	Revenue
Rubber City Radio	16.5%	16.0%	50.7%
WAKR-AM, WONE-FM, WQMX-FM			

The three operations owned by Rubber City Radio, WAKR, WONE-F and WQMX-F together attracted 16.5% of the 12+ total week metro audience and 16.0% of the adults 25-54 total week metro audience, as well as 50.7% of last year's revenue in the market.

In most cases, the consolidated operations presented in this report were in effect during the survey, or were acquisitions announced sometime during the survey period.

The last two sections provide an update on station facilities and happenings in the market. For example, here are sample listings from Akron:

WAKR	1590	5 kw (DA-N)	Talk /Full Service	Westwd, ABC	\$37.00	Christal	Rubber City	Akron
WKDD	96.5	50 kw @ 441	CHR/AC		\$80.00	D&R	Clear Channel	Akron

The facilities data (power, directionality, antenna height) are taken from the FCC technical files. In this case, the AM, WAKR, operates on 1590 with 5,000 watts fulltime, with a directional antenna at night. Abbreviations you may find accompanying AM stations' power information are:

Days	Daytime-only operation
DA, Days	Directional daytime-only operation
DA-N	Directional antenna at night only (non-directional days)
DA-1	Same directional pattern day and night
DA-2	Different directional patterns day and night
DA-D	Fulltimer that's directional only during the day (very uncommon)

WAKR has a Talk and Information format we call Talk/Full Service.

Next comes the station's network affiliation if it has one:

ABC	ABC	Source	Westwood One Source
AMFM	AM/FM Radio	SRN	Salem Radio Network
AP	Associated Press Radio	Talknt, Tiknt	Westwood One Talknet Radio
AURN	American Urban Radio	TARN	Talk America Radio Network
BNN	Business News Network	UBN	United Broadcasting Network
Car	Cadena Caracol Network	Unica	Radio Unica Network
CBS	CBS	UPI	United Press International Radio
CNN	Westwood One CNN+	USA	USA Radio
JRN, Jones	Jones Radio Networks	Westwd, WW1	Westwood One
SBUSA	Sports Byline USA	1-on-1, 1/1	One-on-One Sports Radio

The spot rate is our estimate of each station's average unit rate. The unit rate estimate is what we project is the average rate for all spots run on the station. This estimate usually is derived by taking the station's gross billings and working backwards, with a formula based on spots per hour, the percentage of inventory sold and other factors. This figure usually is updated only every other year.

Following spot rate are the station's national sales representative firm (if any), the station's group ownership (if any) and its city of license.

In the case of the FM, WKDD here, the only differences occur in the facilities section. For an FM, we present the station's licensed effective radiated power (ERP) and antenna height above average terrain.

The next-to-last section for each market is "Notes," in which we attempt to provide a thumbnail sketch of significant changes in the radio market, including:

Call letter changes – both old and new of stations which have changed their identity since the last issue of American Radio, with a date of change, if available.

Major format changes – with indication of their old and new place within our format categories.

Station sales – proposed sales in each market, with price and broker, where possible. In some cases, the price has been estimated Duncan's American Radio. Please understand these sales may not necessarily close.

Miscellaneous comments – relevant comments and observations which come to mind as we prepare the book.

We hope you find this edition of American Radio interesting and useful. Let us know what you think and any improvements you'd like to see.

AKRON

Arbitron Rank: 68 Pop (12+): 578,200
 MSA Rank: 79
 MSA Pop: 687,000
 DMA: 13 (Cleveland)
 Average Persons Rating: 16.0
 Market TSL in Hours: 21.25

Stations: 30 / 6
 Diaries: 1,776 / 326:1 / 57.5%
 Sample Target: 1,760
 % Below Line: 53.6
 % Not Listed: 16.5
 Pop per Station: 96,367

Last Year's Revenue: \$21,100,000
 Household Income: \$45,797
 Total Retail Sales: \$7.8 Bil.
 #1 Biller: WKDD-F \$5,350,000
 #1 Billing Portfolio
 Rubber City \$10,700,000

12+ Metro	Format	Spring 00 1/4 Share	Win 00	Fall 99	Sum 99	Spg 99	4-Book Avg.	12+ Metro Cume / Rtg.	Fall 99	Spg 99	12+ TSA AQH / Cume	Revenue Level	
1	WOMX-F	68 / 7.4	7.0	7.7	7.6	6.4	7.4	955 / 16.5	17.5	14.8	124 / 1864	F	WOMX-F
2	WKDD-F	65 / 7.0	7.1	7.1	6.2	6.2	6.9	936 / 16.2	18.0	15.6	94 / 1575	G	WKDD-F
3	WNIR-F	56 / 6.1	5.5	4.9	5.3	5.8	5.4	527 / 9.1	9.6	11.9	67 / 698	E	WNIR-F
4	WMJI-F	46 / 5.0	5.5	5.7	5.0	5.1	5.3	815 / 14.1	16.3	15.0	76 / 1378		WMJI-F
5	WDOK-F	44 / 4.8	5.2	5.0	3.9	5.1	4.7	670 / 11.6	11.2	12.8	60 / 1036		WDOK-F
6	WAKR	43 / 4.7	3.1	4.2	4.0	3.7	4.0	577 / 10.0	9.4	10.1	47 / 687	D	WAKR
7	WTAM	41 / 4.4	3.2	3.8	4.7	5.4	4.0	736 / 12.7	11.9	15.1	68 / 1258		WTAM
7	WONE-F	41 / 4.4	4.9	4.1	4.7	4.2	4.5	843 / 14.6	13.5	12.3	93 / 1664	E	WONE-F
9	WMMS-F	40 / 4.3	4.1	3.8	3.9	3.7	4.0	735 / 12.7	10.5	12.4	56 / 1184		WMMS-F
10	WGAR-F	33 / 3.6	3.4	3.3	3.9	4.1	3.5	537 / 9.3	10.5	11.3	51 / 901		WGAR-F
11	WNCX-F	29 / 3.1	4.0	5.2	4.7	4.6	4.3	657 / 11.4	14.4	13.7	59 / 1191		WNCX-F
12	WOAL-F	27 / 2.9	2.3	3.3	2.4	2.7	2.7	711 / 12.3	12.0	12.7	44 / 1166		WOAL-F
12	WENZ-F	27 / 2.9	3.3	2.1	2.7	3.2	2.8	554 / 9.6	8.6	11.8	37 / 867		WENZ-F
14	WZAK-F	26 / 2.8	3.3	3.0	3.6	3.5	3.2	489 / 8.5	9.4	11.2	35 / 768		WZAK-F
14	WNWV-F	26 / 2.8	3.7	2.8	3.1	3.3	3.1	489 / 8.5	6.5	8.0	47 / 810		WNWV-F
14	WMVX-F	26 / 2.8	3.2	2.5	2.4	1.7	2.7	565 / 9.8	10.3	9.8	47 / 959		WMVX-F
17	WRMR	20 / 2.2	3.1	2.7	2.2	3.2	2.5	257 / 4.4	4.3	5.7	43 / 564		WRMR
18	WHOT-F	19 / 2.1	1.9	1.3	1.9	1.2	1.8	447 / 7.7	7.8	5.8	40 / 918		WHOT-F

12+ FM Share (Metro): 84 18% (649 of 771) (Spring 99: 82.65%)

Teens	18-34	18-49	25-49	25-54	35+	12+ AMD	12+ Mid	12+ PMD	12+ Eve	12+ Wknd
1 WHOT-F	1 WKDD-F <	1 WKDD-F	1 WKDD-F	1 WKDD-F	1 WNIR-F <	1 WKDD-F <	1 WKDD-F	1 WKDD-F	1 WTAM	1 WOMX-F >
1 WENZ-F >>	2 WMMS-F >	2 WOMX-F <	2 WOMX-F <	2 WOMX-F	2 WOMX-F	2 WOMX-F	2 WOMX-F <	1 WOMX-F	2 WAKR	2 WNIR-F
3 WOAL-F	3 WOMX-F <	3 WMMS-F <	3 WONE-F	3 WMJI-F <	3 WAKR	3 WNCX-F <	3 WNIR-F	3 WNIR-F	3 WOMX-F	2 WKDD-F
4 WZAK-F	4 WENZ-F	4 WONE-F >	4 WMMS-F	4 WONE-F	4 WMJI-F	4 WAKR	4 WDOK-F	4 WMJI-F <	4 WNIR-F	2 WMJI-F <
4 WONE-F	5 WONE-F	5 WNCX-F <	5 WNCX-F	5 WMMS-F <	5 WDOK-F	5 WNIR-F	4 WMJI-F	5 WONE-F <	4 WENZ-F <	5 WTAM
4 WMMS-F >	5 WNCX-F <	6 WMJI-F <	5 WMJI-F <	6 WDOK-F <	5 WKDD-F <	6 WDOK-F <	6 WMMS-F	6 WDOK-F <	6 WMMS-F <	5 WAKR
7 WMVX-F <	7 WMVX-F	7 WDOK-F <	7 WNCX-F <	7 WTAM	7 WMJI-F	7 WTAM	7 WMMS-F	7 WMMS-F	7 WONE-F <	5 WONE-F
8 WOAL-F	7 WDOK-F <	8 WMVX-F <	8 WTAM	8 WONE-F <	8 WZAK-F <	7 WONE-F	8 WOAL-F <	8 WGAR-F <	8 WENZ-F	8 WENZ-F
9 WROK-F	9 WOAL-F <	9 WZAK-F	9 WNIR-F	9 WGAR-F <	9 WMMS-F	9 WGAR-F <	9 WTAM <	9 WDOK-F	8 WDOK-F <	8 WDOK-F <
9 WZAK-F	10 WTAM	9 WTAM <	9 WMVX-F <	10 WNWV-F	10 WONE-F <	10 WAKR	10 WENZ-F <	9 WMJI-F		
9 WGAR-F	10 WZAK-F <									

Wom 18-24	Wom 18-34	Wom 25-34	Wom 18-49	Wom 25-54	Men 18-24	Men 18-34	Men 25-34	Men 18-49	Men 25-54	12+ Ovrnite
1 WKDD-F >	1 WKDD-F >>	1 WKDD-F >>	1 WKDD-F >	1 WKDD-F	1 WENZ-F	1 WMMS-F >	1 WMMS-F >	1 WMMS-F	1 WONE-F <	1 WNIR-F
2 WENZ-F	2 WOMX-F	2 WZAK-F	2 WOMX-F >	2 WOMX-F	1 WMMS-F >>	2 WKDD-F <	2 WKDD-F	2 WONE-F	2 WMMS-F <	2 WAKR
2 WGAR-F	3 WZAK-F	2 WOMX-F	3 WDOK-F	3 WMJI-F	3 WKDD-F	3 WNCX-F	3 WNCX-F	3 WNCX-F	3 WOMX-F	3 WOMX-F
4 WOAL-F	3 WGAR-F	4 WOAL-F	4 WZAK-F	4 WDOK-F	3 WROK-F	4 WENZ-F	3 WMVX-F	3 WKDD-F	3 WNCX-F <	4 WZAK-F
4 WOMX-F	3 WENZ-F	5 WONE-F	4 WOAL-F <	5 WZAK-F <	3 WONE-F	5 WOMX-F	3 WONE-F	5 WOMX-F	5 WKDD-F	5 WTAM
4 WMMS-F >	3 WOAL-F	5 WMVX-F	6 WMJI-F	6 WOAL-F <	3 WOMX-F	5 WONE-F	6 WOMX-F	6 WTAM	6 WMJI-F	5 WMJI-F
	7 WMMS-F	5 WENZ-F >	7 WMVX-F	7 WNWV-F <	3 WNCX-F >	7 WROK-F	7 WROK-F	7 WMVX-F	7 WTAM	5 WHOT-F
	7 WMVX-F		7 WGAR-F	8 WMVX-F		8 WMVX-F		7 WMJI-F	8 WNIR-F	
	9 WDOK-F		9 WENZ-F	9 WONE-F		9 WNIR-F		9 WNIR-F <	8 WMVX-F	
	9 WONE-F		9 WONE-F	9 WNIR-F		9 WKNR		10 WENZ-F		
			9 WNWV-F							

Consolidation Report	12+	25-54	Revenue
Rubber City	16.5 %	16.0 %	50.7 %
WAKR-AM. WONE-FM WOMX-FM			
	16.5 %	16.0 %	50.7 %

AKRON

Other Rated Stations				Metro Share	Cume Rating	TSA AQH Cume		Format	Performance	AM	FM	Total	%	Yr. Ago
WTOU	SPRTS	1350	Akron	0.3	1.7	4	113	AC		0 (0)	63 (3)	63 (3)	8.2 %	5.9 %
Other Rated Stations--Outside Market				Metro Share	Cume Rating	TSA AQH Cume		Format	Performance	AM	FM	Total	%	Yr. Ago
WAKS-F	CHR	104.9	Lorain	0.3	1.6	12	328	AOR/Classic/NR		0 (0)	128 (5)	128 (5)	16.6 %	16.7 %
WCLV-F	CL	95.5	Cleveland	1.2	3.7	17	350	Black/Urban		0 (0)	62 (3)	62 (3)	8.0 %	11.2 %
WHBC-F	AC	94.1	Canton	1.1	4.8	94	1512	CHR		0 (0)	87 (3)	87 (3)	11.3 %	8.7 %
WHK-AF	REL	98.1	Canton	0.5	2.6	13	370	Classical		0 (0)	11 (1)	11 (1)	1.4 %	1.9 %
WKNR	SPRTS	1220	Cleveland	1.6	5.3	21	456	Country		0 (0)	121 (4)	121 (4)	15.7 %	14.3 %
WNCD-F	AOR	106.1	Niles	0.3	0.9	3	62	Full Service		43 (1)	0 (0)	43 (1)	5.6 %	4.4 %
WQKT-F	C	104.5	Wooster	0.5	2.7	49	954	Hispanic		0 (0)	0 (0)	0 (0)	0.0 %	0.0 %
WQXK-F	C	105.1	Salem	1.6	4.1	66	852	Jazz		0 (0)	26 (1)	26 (1)	3.4 %	3.9 %
WRQK-F	AOR	106.9	Canton	1.6	6.4	52	1056	News/Talk		41 (1)	56 (1)	97 (2)	12.6 %	13.2 %
WZJM-F	B/O	92.3	Cleveland Heights	1.0	3.7	10	272	Oldies		0 (0)	46 (1)	46 (1)	6.0 %	7.3 %
								Others/Unknown		0 (0)	0 (0)	0 (0)	0.0 %	0.0 %
								Religion/Gospel		0 (1)	5 (1)	5 (2)	0.6 %	0.5 %
								Soft AC		0 (0)	44 (1)	44 (1)	5.7 %	6.0 %
								Sports		18 (2)	0 (0)	18 (2)	2.3 %	2.2 %
								Standards/EZ		20 (1)	0 (0)	20 (1)	2.6 %	3.7 %
								Totals		122 (6)	649 (24)	771 (30)		

AM Stations

WAKR	1590	5 kw (DA-N)	Talk/Full Service	Westwd, ABC	\$37.00	Christal	Rubber City	Akron
------	------	-------------	-------------------	-------------	---------	----------	-------------	-------

FM Stations

WKDD	96.5	50 kw @ 441	CHR/AC		\$80.00	D&R	Clear Channel	Akron
WNIR	100.1	1.95 kw @ 390	Talk	CBS	\$51.00	Eastman		Kent
WONE	97.5	12 kw @ 890	AOR		\$71.00	Christal	Rubber City	Akron
WQMX	94.9	16.2 kw @ 878	Country		\$63.00	Christal	Rubber City	Akron

Notes: Other ranked stations -- See Cleveland or Youngstown . . . 4/00 WTOU (1350) and WKDD-F sold by Bamstable to Clear Channel in a transaction related to AMFM/Clear Channel divestitures (price NA)

FORMAT CODES

AC - Adult Contemporary	J - Jazz and New Adult Contemporary
AC-NR - Modern AC	KIDS - Children's
AOR - Album Oriented Rock	N - News
AOR-NR - New Rock	O - Oldies (50's & 60's)
AOR-P - Progressive AOR	REL - Religion, Christian
B - Black (audience 75%+ Black)	REL-CC - Contemporary Christian
B/AC - Black Adult Contemporary	SAC - Soft Adult Contemporary
B/G - Black Gospel	SP - Hispanic/Spanish
B/O - Black Oldies	SP-C - Hispanic Contemporary
BIZ - Business News & Talk	SP-NT - Hispanic News/Talk/Information
C - Country	SP-R - Hispanic-Regional
C/O - Classic Country	SP-TP - Hispanic-Tropical
CHR - Contemporary Hit Radio, Top 40	SP-VA - Hispanic Variety
CL - Classical	SP-TJ - Tejano
CL AOR - Classic AOR, Classic Rock	SPRTS - Sports
CL HITS - Classic Hits/70's Oldies	ST - Standards, Big Band, Nostalgia
E - Ethnic (usually Foreign Lang.)	T - Talk
EZ - Easy Listening, Beautiful Music	U - Urban (majority of audience is non-white)
FS - Full Service	VA - Variety
G - Gospel	? - Others or Unknown

REVENUE LEVEL CODES

A - Less than \$500,000	E - \$3,000,000 to \$3,999,999	I - \$10,000,000 to \$14,999,999
B - \$500,000 to \$999,999	F - \$4,000,000 to \$4,999,999	J - \$15,000,000 to \$19,999,999
C - \$1,000,000 to \$1,999,999	G - \$5,000,000 to \$6,999,999	K - \$20,000,000 to \$29,999,999
D - \$2,000,000 to \$2,999,999	H - \$7,000,000 to \$9,999,999	L - \$30,000,000+

ALBANY-SCHENECTADY-TROY

Arbitron Rank: 59 Pop (12+): 733,600	Stations: 39 / 33	Last Year's Revenue: \$37,500,000
MSA Rank: 68	Diaries: 2,006 / 366:1 / 56.6%	Household Income: \$49,827
MSA Pop: 871,000	Sample Target: 2,030	Total Retail Sales: \$8.7 Bil.
DMA: 55	% Below Line: 2.1	#1 Biller: WGNA-AF \$6,300,000
Average Persons Rating: 15.2	% Not Listed: 13.7	#1 Billing Portfolio
Market TSL in Hours: 20.25	Pop per Station: 22,230	Clear Channel \$14,380,000

12+ Metro	Format	Spring 00 1/4 Share	Win 00	Fall 99	Sum 99	Spg 99	4-Book Avg.	12+ Metro Cume / Rtg.	Fall 99	Spg 99	12+ TSA AQH / Cume	Revenue Level		
1	WGNA-F	C	116 / 10.4	10.3	11.3	10.4	9.4	10.6	1419 / 19.3	19.5	19.8	190 / 2346	G*	WGNA-F
2	WYJB-F	SAC	101 / 9.1	7.7	7.3	8.1	7.9	8.0	1191 / 16.2	17.2	15.5	111 / 1457	F	WYJB-F
3	WPYX-F	AOR	84 / 7.6	5.6	6.9	5.8	7.1	6.5	1184 / 16.1	15.3	16.9	132 / 2015	G	WPYX-F
4	WGY	FS	80 / 7.2	8.7	7.6	7.9	8.1	7.8	1294 / 17.6	19.3	19.0	125 / 1804	E	WGY
5	WFLY-F	CHR	75 / 6.7	7.7	6.4	10.1	7.4	7.7	1679 / 22.9	22.2	23.0	101 / 2299	F	WFLY-F
6	WRVE-F	AC-NR	55 / 4.9	4.5	6.2	4.8	3.5	5.1	989 / 13.5	14.4	12.3	88 / 1489	E	WRVE-F
7	WTRY-F	O	41 / 3.7	3.9	3.0	3.9	3.3	3.6	839 / 11.4	10.9	10.6	48 / 998	C-	WTRY-F
8	WQBK-F	AOR-NR	37 / 3.3	3.6	4.2	4.2	3.9	3.8	679 / 9.3	11.7	13.9	49 / 892	D#	WQBK-F
9	WAJZ-F	B	36 / 3.2	3.4	3.2	3.4	3.1	3.3	671 / 9.2	8.6	8.8	43 / 792	B	WAJZ-F
10	WHRL-F	AOR-NR	32 / 2.9	3.2	2.0	3.2	3.1	2.8	605 / 8.2	5.7	6.5	35 / 735	B	WHRL-F
11	WROW	T	28 / 2.5	3.0	1.9	2.1	2.9	2.4	455 / 6.2	5.3	5.6	30 / 531	A	WROW
12	WEQX-F	AOR-NR	27 / 2.4	1.9	1.3	1.7	1.8	1.8	598 / 8.2	5.3	6.9	53 / 1013	A	WEQX-F
13	WCPT-FF	AC/CHR	24 / 2.2	2.4	2.9	2.8	2.3	2.6	664 / 9.1	9.7	10.4	38 / 934	B	WCPT-FF
13	WPTR	ST	24 / 2.2	1.5		0.1	0.2		310 / 4.2		0.8	29 / 360		WPTR
15	WQBJ-F	AOR-NR	21 / 1.9	1.5	1.6	1.7	2.2	1.7	451 / 6.1	5.3	6.2	34 / 728	#	WQBJ-F
15	WXCR-F	CHR	21 / 1.9	2.3	2.0	3.0	3.1	2.3	638 / 8.7	6.9	8.7	32 / 845	B	WXCR-F
17	WABT-F	B/O	20 / 1.8	1.5	1.6	2.1	2.6	1.7	361 / 4.9	5.2	7.2	23 / 432	B	WABT-F
18	WZMR-F	J	17 / 1.5	2.1	1.8	1.3	0.9	1.7	291 / 4.0	5.2	3.8	19 / 324	A	WZMR-F
18	WKLI-F	SAC	17 / 1.5	2.0	4.4	3.9	4.2	3.0	425 / 5.8	9.3	9.5	20 / 530	B*	WKLI-F
20	WCSS	ST	12 / 1.1		0.5		0.4		81 / 1.1	1.1	1.0	12 / 97		WCSS
20	WUAM-AA	ST	12 / 1.1	1.2	0.4	0.7	1.0	0.8	145 / 2.0	1.1	1.5	12 / 152		WUAM-AA
22	WTRY	O	11 / 1.0	1.3	1.2	1.1	0.8	1.1	247 / 3.4	4.2	3.8	11 / 270	-	WTRY
22	WBKK-F	CL	11 / 1.0	1.1	1.4	0.9	0.9	1.1	251 / 3.4	3.7	2.4	17 / 359	A	WBKK-F

12+ FM Share (Metro): 79.90% (767 of 960) (Spring 99: 82.39%)

Teens	18-34	18-49	25-49	25-54	35+	12+ AMD	12+ Mid	12+ PMD	12+ Eve	12+ Wknd
1 WFLY-F >>>	1 WPYX-F	1 WPYX-F <	1 WPYX-F <	1 WGNA-F <	1 WGNA-F <	1 WGNA-F <	1 WYJB-F	1 WGNA-F	1 WFLY-F <	1 WGNA-F >
2 WAJZ-F >>	2 WGNA-F <	2 WGNA-F	2 WGNA-F <	2 WPYX-F <	2 WGY <	2 WPYX-F <	2 WGNA-F	2 WYJB-F <	2 WGNA-F	2 WFLY-F <
3 WEQX-F	3 WFLY-F	3 WYJB-F	3 WYJB-F >	3 WYJB-F >	3 WYJB-F >	3 WYJB-F <	3 WGY	3 WFLY-F	3 WYJB-F <	3 WPYX-F
3 WHRL-F >	4 WYJB-F <	4 WFLY-F	4 WRVE-F <	4 WRVE-F	4 WPYX-F <	4 WGY >	4 WPYX-F	4 WPYX-F	4 WPYX-F <	3 WYJB-F
	5 WQBK-F	5 WRVE-F	5 WFLY-F >	5 WFLY-F	5 WRVE-F <	5 WQBK-F <	5 WRVE-F	5 WGY	5 WAJZ-F	5 WGY >
	6 WAJZ-F	6 WQBK-F	6 WGY	6 WGY	6 WTRY-F	6 WFLY-F	6 WFLY-F	6 WRVE-F	6 WGY	6 WTRY-F <
	6 WHRL-F	7 WHRL-F	7 WQBK-F <	7 WTRY-F	7 WROW <	7 WRVE-F >	7 WHRL-F	7 WTRY-F <	7 WRVE-F	7 WAJZ-F
	8 WRVE-F	8 WAJZ-F <	8 WEQX-F	8 WQBK-F	8 WFLY-F <	8 WROW	7 WTRY-F	8 WAJZ-F <	8 WQBK-F <	8 WRVE-F
		9 WGY <	8 WTRY-F <	9 WEQX-F <	9 WPTR	8 WTRY-F <	9 WQBK-F	9 WHRL-F	9 WROW <	9 WEQX-F <
		10 WEQX-F <	10 WHRL-F	10 WHRL-F		10 WQBJ-F	10 WAJZ-F	10 WCPT-FF		10 WPTR
								10 WEQX-F <		

Wom 18-24	Wom 18-34	Wom 25-34	Wom 18-49	Wom 25-54	Men 18-24	Men 18-34	Men 25-34	Men 18-49	Men 25-54	12+ Ovrnite
1 WFLY-F	1 WYJB-F <	1 WYJB-F <	1 WYJB-F	1 WYJB-F	1 WQBK-F >	1 WPYX-F >	1 WPYX-F >>	1 WPYX-F >	1 WPYX-F >	1 WGY
2 WAJZ-F	2 WFLY-F	2 WGNA-F	2 WGNA-F	2 WGNA-F	2 WAJZ-F	2 WQBK-F	2 WQBK-F	2 WGNA-F	2 WGNA-F >	2 WGNA-F
3 WGNA-F	2 WGNA-F	3 WFLY-F	3 WFLY-F	3 WRVE-F	3 WGNA-F	3 WGNA-F	3 WEQX-F	3 WQBK-F >	3 WYJB-F <	3 WROW >
3 WYJB-F	4 WPYX-F	4 WRVE-F	4 WRVE-F	4 WFLY-F	3 WHRL-F	4 WHRL-F	3 WGNA-F	4 WYJB-F <	4 WGY	4 WPYX-F
5 WPYX-F	5 WRVE-F	4 WPYX-F >>	5 WPYX-F >	5 WPYX-F >	3 WPYX-F	5 WFLY-F	5 WHRL-F	5 WHRL-F	5 WQBK-F	4 WFLY-F
5 WCPT-FF	6 WCPT-FF	6 WCPT-FF	6 WCPT-FF	6 WGY	6 WQBK-F	5 WEQX-F	5 WFLY-F	6 WFLY-F	6 WRVE-F	
7 WHRL-F	6 WAJZ-F		7 WAJZ-F	7 WTRY-F	6 WFLY-F >	7 WAJZ-F	7 WXCR-F	7 WRVE-F	7 WTRY-F	
7 WRVE-F >>			8 WTRY-F	8 WCPT-FF >		8 WXCR-F	7 WRVE-F	7 WEQX-F <	7 WFLY-F <	
			8 WHRL-F			8 WQBK-F >		9 WGY	9 WEQX-F	
			8 WGY					9 WAJZ-F <	9 WHRL-F	

ALBANY-SCHENECTADY-TROY

Other Rated Stations				Metro Share	Cume Rating	TSA AQH	Cume	Format Performance	AM	FM	Total	%	Yr. Ago
WABY	N/T	1400	Albany	0.2	0.9	2	73	AC	0 (0)	84 (4)	84 (4)	8.8 %	9.2 %
WDCD-F	REL	96.7	Clifton Park	0.4	1.5	5	115	AOR/Classic/NR	0 (0)	201 (5)	201 (5)	20.9 %	21.3 %
WGNA	C	1460	Albany	0.3	1.0	3	83	Black/Urban	0 (0)	56 (2)	56 (2)	5.8 %	6.6 %
WHAZ-AF	REL	1330	Troy	0.4	1.0	4	86	CHR	0 (0)	96 (2)	96 (2)	10.0 %	8.7 %
WIZR	ST	930	Johnstown	0.5	0.8	12	135	Classical	0 (0)	11 (1)	11 (1)	1.1 %	1.1 %
WOAR-F	AC	101.3	Stillwater	0.4	1.4	5	138	Country	5 (2)	128 (3)	133 (5)	13.9 %	12.8 %
WTMM	SPRTS	1300	Rensselaer	0.9	3.6	11	289	Full Service	80 (1)	0 (0)	80 (1)	8.3 %	9.6 %

Other Rated Stations--Outside Market				Metro Share	Cume Rating	TSA AQH	Cume
WBUG-F	C	101.1	Fort Plain	0.5	1.2	11	189
WENU-F	ST	101.7	Hudson Falls	0.4	0.7	20	229
WFRG-F	C	104.3	Utica	0.5	0.6	22	299
WJIV-F	REL	101.9	Cherry Valley	0.4	1.1	5	111
WLFH	C	1230	Little Falls	0.2	0.4	5	122

Consolidation Report	12+	25-54	Revenue
Clear Channel	29.2 %	33.9 %	38.3 %
WGNY-AM, WHRL-FM, WPYX-FM, WRVE-FM, WTRY-AM, WTRY-FM, WXCR-FM			
Pamal (Albany)	23.5 %	21.3 %	27.9 %
WAJZ-FM, WFLY-FM, WIZR-AM, WROW-AM, WYJB-FM, WZMR-FM			
Regent, pend.	18.6 %	19.2 %	26.9 %
WABT-FM, WGNA-AM, WGNA-FM, WQBJ-FM, WQBK-FM, WTMM-AM			
Tele-Media	3.8 %	3.7 %	3.7 %
WABY-AM, WCPT-FM, WKBE-FM, WKLI-FM			
	75.1 %	78.1 %	96.8 %

Format Performance	AM	FM	Total	%	Yr. Ago
AC	0 (0)	84 (4)	84 (4)	8.8 %	9.2 %
AOR/Classic/NR	0 (0)	201 (5)	201 (5)	20.9 %	21.3 %
Black/Urban	0 (0)	56 (2)	56 (2)	5.8 %	6.6 %
CHR	0 (0)	96 (2)	96 (2)	10.0 %	8.7 %
Classical	0 (0)	11 (1)	11 (1)	1.1 %	1.1 %
Country	5 (2)	128 (3)	133 (5)	13.9 %	12.8 %
Full Service	80 (1)	0 (0)	80 (1)	8.3 %	9.6 %
Hispanic	0 (0)	0 (0)	0 (0)	0.0 %	0.0 %
Jazz	0 (0)	17 (1)	17 (1)	1.8 %	3.6 %
News/Talk	30 (2)	0 (0)	30 (2)	3.1 %	3.9 %
Oldies	11 (1)	41 (1)	52 (2)	5.4 %	5.2 %
Others/Unknown	0 (0)	0 (0)	0 (0)	0.0 %	0.0 %
Religion/Gospel	3 (1)	10 (3)	13 (4)	1.4 %	0.5 %
Soft AC	0 (0)	118 (2)	118 (2)	12.3 %	10.1 %
Sports	10 (1)	0 (0)	10 (1)	1.0 %	0.5 %
Standards/EZ	54 (5)	5 (1)	59 (6)	6.1 %	6.9 %
Totals	193 (13)	767 (25)	960 (38)		

AM Stations

Station	Power	Format	Owner	Frequency	City		
WCSS	1490 1 kw	Standards	ABC, Jones	\$ NA	Allied	Amsterdam	
WGY	810 50 kw	Full Service	ABC	\$60.00	Clr Chnl	Clear Channel	Schenectady
WPTR	1540 50 kw (DA-1)	Standards		\$ NA	--	Crawford	Albany
WROW	590 5 kw/1 kw (DA-2)	Talk	CBS, AP	\$20.00	Allied	Pamal	Albany
WTRY	980 5 kw (DA-N)	Oldies	AMFM	\$<20.00	Kalz	Clear Channel	Troy
WUAM	900 0.25 kw/0.047 kw	Standards	ABC	\$ NA	--	WKWZ/WOAR-F	Saratoga Springs
WKWZ	1240 1 kw	Simul. WUAM					Schenectady

FM Stations

Station	Power	Format	Owner	Frequency	City		
WABT	104.5 5 kw @ 351	Black Oldies	AMFM	\$ NA	Kalz	Regent, pend	Mechanicville
WAJZ	96.3 0.5 kw @ 1119	Black	ABC	\$ NA	Allied	Pamal	Voorheesville
WBKK	97.7 1.6 kw @ 623	Classical		\$ NA	Allied		Amsterdam
WCPT	100.9 6 kw @ 300	AC/CHR		\$45.00	Mc-Guild	Tele-Media	Albany
WEOX	102.7 1.27 kw @ 2490	AOR-New Rock	AP, ABC	\$<20.00	--		Manchester, VT
WFLY	92.3 17 kw @ 850	CHR	ABC	\$71.00	Allied	Albany	Troy
WGNA	107.7 12 kw @ 984	Country	AMFM	\$102.00	Kalz	Regent, pend.	Albany
WHRL	103.1 6 kw @ 325	New Rock	CBS	\$<20.00	Clr Chnl	Clear Channel	Albany
WKBE	100.3 1.45 kw @ 1312	Simul. WCPT-F					Warrensburg
WKLI	94.5 3 kw @ 328	Standards		\$20.00	Mc-Guild	Tele-Media	Ravena
WPYX	106.5 16 kw @ 902	AOR	AMFM	\$71.00	Eastman	Clear Channel	Albany
WQBJ	103.5 50 kw @ 492	Simul. WQBK-F					Cobleskill
WQBK	103.9 6 kw @ 300	AOR - New Rock	CBS, Westwd	\$47.00	Clr Chnl	Regent, pend.	Rensselaer
WRVE	99.5 15 kw @ 927	Modern AC	ABC	\$51.00	Clr Chnl	Clear Channel	Schenectady
WTRY	98.3 6 kw @ 328	Oldies	AMFM	\$ NA	Kalz	Clear Channel	Rotterdam
WXCR	102.3 4.1 kw @ 387	Classic AOR	Westwd	\$22.00	Clr Chnl	Clear Channel	Ballston Spa
WYJB	95.5 12 kw @ 1023	Soft AC		\$56.00	Allied	Pamal	Albany
WZMR	104.9 0.57 kw @ 1050	Jazz		\$ NA	--	Pamal	Altamont

Notes: Combined revenue stations: * WGNA included with WGNA-F; ^ WABY included with WKLI-F; - WTRY included with WTRY-F; # WQBJ-F included with WQBK-F. . . . To the best of our knowledge, WQBJ-F still simulcasts WQBK-F. . . . 4/00 WTRY (980) sold to Concord for \$1,590,000. . . . 5/00 WXCR-F changed from Classic AOR to CHR as "Kiss". . . . 8/00 Sale of WTRY cancelled. . . . 8/00 WXCR-F changed calls to WKKF-F; remains CHR

ALBUQUERQUE

Arbitron Rank: 72 **Pop (12+):** 553,700
MSA Rank: 80
MSA Pop: 690,000
DMA: 45
Average Persons Rating: 16.4
Market TSL in Hours: 21.50

Stations: 31 / 29
Diaries: 1,766 / 314:1 / 53.0%
Sample Target: 1,700
% Below Line: 1.4
% Not Listed: 10.1
Pop per Station: 19,093

Last Year's Revenue: \$37,400,000
Household Income: \$43,191
Total Retail Sales: \$8.3 Bil.
#1 Biller: KRST-F \$5,500,000
#1 Billing Portfolio
Citadel \$19,780,000

12+ Metro	Format	Spring 00 1/4 Share	Win 00	Fall 99	Sum 99	Spg 99	4-Book Avg.	12+ Metro Cume / Rtg.	Fall 99	Spg 99	12+ TSA AQH / Cume	Revenue Level
1	KRST-F	78 / 8.6	9.2	9.7	9.4	8.3	9.2	1164 / 21.0	19.5	19.7	103 / 1576	G KRST-F
2	KKOB	74 / 8.1	8.2	8.2	8.2	8.1	8.2	978 / 17.7	18.7	16.9	99 / 1364	G KKOB
3	KZRR-F	61 / 6.7	5.0	6.6	5.1	4.5	5.9	808 / 14.6	14.7	11.9	79 / 1115	E KZRR-F
4	KPEK-F	47 / 5.2	4.0	4.2	6.0	5.0	4.8	925 / 16.7	15.4	15.7	56 / 1159	E KPEK-F
5	KMGA-F	44 / 4.8	5.8	5.4	5.7	5.1	5.4	698 / 12.6	13.1	13.8	51 / 863	D KMGA-F
6	KTEG-F	43 / 4.7	4.2	4.6	3.8	3.9	4.3	788 / 14.2	13.4	11.4	51 / 947	C KTEG-F
7	KYLZ-F	41 / 4.5	3.8	3.6	2.7	4.1	3.7	797 / 14.4	12.2	13.1	48 / 935	A KYLZ-F
8	KIOT-F	39 / 4.3	4.2	3.4	3.9	4.3	3.9	692 / 12.5	11.3	12.3	53 / 987	C KIOT-F
9	KTBL-F	38 / 4.2	3.6	4.3	5.5	3.8	4.4	635 / 11.5	12.0	11.5	49 / 845	C KTBL-F
9	KHFM-F	38 / 4.2	6.0	4.2	4.5	4.9	4.7	558 / 10.1	9.9	10.8	52 / 733	C KHFM-F
11	KKOB-F	36 / 4.0	4.0	4.0	4.2	5.7	4.0	832 / 15.0	15.2	15.5	41 / 1057	D KKOB-F
12	KKSS-F	35 / 3.9	3.6	3.2	3.0	4.4	3.4	734 / 13.3	12.3	14.1	53 / 1063	C KKSS-F
13	KLVO-F	27 / 3.0	2.1	3.1	2.5	3.4	2.7	331 / 6.0	6.6	7.2	30 / 422	C KLVO-F
14	KABG-F	26 / 2.9	2.5	2.6	2.7	1.5	2.7	443 / 8.0	7.0	6.5	38 / 638	A KABG-F
15	KCHQ-F	23 / 2.5	1.8	2.5	2.6	1.7	2.4	612 / 11.1	10.9	8.7	46 / 955	A KCHQ-F
16	KMMG-F	20 / 2.2	2.9	2.5	3.2	2.7	2.7	401 / 7.2	8.6	9.3	29 / 503	B KMMG-F
17	KZKL-F	19 / 2.1	1.8	2.1	2.8	1.6	2.2	398 / 7.2	6.7	7.3	21 / 422	B KZKL-F
18	KIVA	18 / 2.0	2.2	1.9	1.6	3.5	1.9	301 / 5.4	4.5	6.8	18 / 304	A KIVA
19	KLSK-F	15 / 1.7	2.2	1.9	1.7	2.5	1.9	449 / 8.1	8.9	9.5	26 / 720	B KLSK-F
20	KRQS-F	13 / 1.4	1.0	1.3	1.7	1.6	1.4	380 / 6.9	5.0	5.8	13 / 388	A KRQS-F
20	KNKT-F	13 / 1.4	0.9	1.0	1.6	0.8	1.2	252 / 4.6	4.0	2.7	14 / 274	A KNKT-F
22	KRZY-F	11 / 1.2	1.0	0.9	1.2	2.0	1.1	168 / 3.0	2.4	3.0	16 / 305	A KRZY-F
23	KSYU-F	9 / 1.0	1.5	1.4	0.4		1.1	209 / 3.8	3.7		9 / 226	A KSYU-F

12+ FM Share (Metro) 85.05% (694 of 816) (Spring 99: 81.20%)

Teens	18-34	18-49	25-49	25-54	35+	12+ AMD	12+ Mid	12+ PMD	12+ Eve	12+ Wknd
1 KYLZ-F	1 KZRR-F	1 KZRR-F	1 KZRR-F <	1 KRST-F <	1 KKOB	1 KKOB <	1 KKOB	1 KRST-F	1 KKSS-F	1 KRST-F >
2 KKSS-F	2 KPEK-F	2 KRST-F	2 KRST-F >	2 KZRR-F	2 KRST-F >	2 KRST-F	2 KRST-F <	2 KKOB	2 KTEG-F <	2 KHFM-F <
3 KTEG-F >	3 KTEG-F	3 KPEK-F	3 KPEK-F <	3 KKOB <	3 KHFM-F <	3 KZRR-F >	3 KZRR-F >	3 KZRR-F	3 KYLZ-F	3 KYLZ-F
4 KCHQ-F >>	4 KRST-F	4 KIOT-F	4 KIOT-F <	4 KIOT-F	4 KMGA-F	4 KPEK-F <	4 KMGA-F <	4 KPEK-F <	3 KHFM-F	4 KTEG-F <
	5 KYLZ-F	4 KTEG-F <	5 KKOB <	5 KPEK-F <	5 KTBL-F	5 KKOB-F <	5 KPEK-F	5 KIOT-F	5 KMGA-F <	5 KPEK-F <
	6 KKSS-F	6 KKOB	6 KKOB-F	6 KKOB-F <	6 KIOT-F <	6 KTBL-F <	5 KIOT-F	5 KTEG-F <	6 KZRR-F <	6 KZRR-F
	7 KKOB-F	6 KKOB-F	7 KMGA-F	7 KMGA-F	7 KABG-F	7 KMGA-F <	7 KKOB-F <	7 KYLZ-F <	7 KRST-F	6 KTBL-F
	7 KIOT-F	8 KYLZ-F	8 KTBL-F	8 KTBL-F >	8 KZRR-F	8 KIOT-F <	8 KTEG-F <	8 KMGA-F	7 KPEK-F <	6 KMGA-F
	9 KCHQ-F	8 KMGA-F	9 KMMG-F <	9 KTEG-F	8 KKOB-F <	9 KTEG-F	9 KTBL-F <	9 KKOB-F <	9 KKOB	6 KKSS-F
		10 KTBL-F <	10 KTEG-F <	9 KMMG-F <	10 KIVA	10 KYLZ-F <	10 KYLZ-F <	10 KTBL-F <	10 KTBL-F	10 KKOB
					10 KLVQ-F					

Wom 18-24	Wom 18-34	Wom 25-34	Wom 18-49	Wom 25-54	Men 18-24	Men 18-34	Men 25-34	Men 18-49	Men 25-54	12+ Ovrnite
1 KCHQ-F	1 KRST-F <	1 KRST-F	1 KRST-F >	1 KRST-F >	1 KTEG-F	1 KZRR-F >	1 KZRR-F >>	1 KZRR-F >>	1 KZRR-F >	1 KKOB >
1 KPEK-F	2 KPEK-F	2 KKOB-F	2 KPEK-F <	2 KKOB-F	2 KZRR-F >	2 KTEG-F	2 KPEK-F	2 KPEK-F	2 KRST-F <	2 KRST-F
3 KYLZ-F	3 KCHQ-F	2 KZRR-F	3 KKOB-F	3 KMGA-F	3 KPEK-F	3 KPEK-F	3 KTEG-F	2 KRST-F <	3 KIOT-F	3 KZRR-F
4 KRST-F	3 KZRR-F	4 KPEK-F	4 KIOT-F <	3 KKOB	4 KRST-F	4 KYLZ-F	4 KIOT-F	4 KTEG-F	3 KKOB	3 KPEK-F <
4 KTEG-F	3 KYLZ-F	5 KMMG-F	5 KMGA-F	5 KIOT-F	4 KKSS-F	4 KKSS-F	4 KYLZ-F	5 KIOT-F <	5 KPEK-F >	5 KHFM-F
6 KKSS-F >>	3 KKOB-F	6 KYLZ-F	5 KMMG-F <	5 KPEK-F <	4 KYLZ-F >>	6 KRST-F	6 KKSS-F	6 KKOB	6 KTBL-F	5 KKSS-F
	7 KTEG-F >	7 KKOB	7 KZRR-F	7 KMMG-F	7 KIOT-F >	7 KIOT-F >	6 KRST-F >>	7 KYLZ-F <	6 KMGA-F	
	8 KMGA-F	7 KIOT-F	7 KKOB <	7 KTBL-F		8 KRQS-F		8 KKSS-F	6 KTEG-F	
	8 KKSS-F	7 KTEG-F	9 KTBL-F	9 KZRR-F				9 KMGA-F		
	8 KIOT-F		10 KCHQ-F	10 KZKL-F				9 KTBL-F <		
	8 KMMG-F		10 KYLZ-F <							

ALBUQUERQUE

Other Rated Stations				Metro Share	Cume Rating	TSA AQH	Cume
KABQ	SP-R	1350	Albuquerque	0.4	1.4	4	82
KBTk	T	1310	Corrales	0.8	2.5	7	147
KEXT-F	SP-R	104.7	Bosque Farm	0.6	1.7	18	186
KNML	SPRTS	610	Albuquerque	0.9	2.3	8	143
KRZY	SP-R	1450	Albuquerque	0.3	1.0	3	57
KXKS	SP	1190	Albuquerque	0.9	1.6	8	89

Other Rated Stations--Outside Market				Metro Share	Cume Rating	TSA AQH	Cume
KBAC-F	AOR-P	98.1	Las Vegas, NM	0.8	2.0	19	285
KBOM-F	O	106.7	Los Alamos	0.7	3.0	16	334

Consolidation Report	12+	25-54	Revenue
American General	12.6 %	11.4 %	8.4 %
KABG-FM, KKIM-AM, KLVO-FM, KMMG-FM, KYLZ-FM			
Citadel	34.8 %	34.3 %	52.9 %
KHFM-FM, KHTL-AM, KKOB-AM, KKOB-FM, KMGA-FM, KNML-AM, KRST-FM, KTBL-FM			
Clear Channel	21.2 %	23.4 %	22.8 %
KABQ-AM, KEXT-FM, KLSK-FM, KPEK-FM, KSYU-FM, KTEG-FM, KXKS-AM, KZRR-FM			
Simmons	12.7 %	9.6 %	12.3 %
KBTk-AM, KCHQ-FM, KIVA-AM, KKSS-FM, KRQS-FM, KZKL-FM			
	81.2 %	78.7 %	96.4 %

Format Performance	AM	FM	Total	%	Yr. Ago
AC	0 (0)	83 (2)	83 (2)	10.2 %	11.8 %
AOR/Classic/NR	0 (0)	163 (5)	163 (5)	20.0 %	16.8 %
Black/Urban	0 (0)	20 (1)	20 (1)	2.5 %	2.9 %
CHR	0 (0)	99 (3)	99 (3)	12.1 %	11.3 %
Classical	0 (0)	38 (1)	38 (1)	4.7 %	5.4 %
Country	0 (0)	116 (2)	116 (2)	14.2 %	13.4 %
Full Service	74 (1)	0 (0)	74 (1)	9.1 %	9.0 %
Hispanic	15 (3)	43 (3)	58 (6)	7.1 %	8.8 %
Jazz	0 (0)	0 (0)	0 (0)	0.0 %	0.0 %
News/Talk	7 (1)	0 (0)	7 (1)	0.9 %	2.0 %
Oldies	0 (0)	66 (4)	66 (4)	8.1 %	6.8 %
Others/Unknown	0 (0)	0 (0)	0 (0)	0.0 %	0.4 %
Religion/Gospel	0 (0)	13 (1)	13 (1)	1.6 %	0.9 %
Soft AC	0 (0)	53 (2)	53 (2)	6.5 %	5.6 %
Sports	8 (1)	0 (0)	8 (1)	1.0 %	1.2 %
Standards/EZ	18 (1)	0 (0)	18 (1)	2.2 %	3.8 %
Totals	122 (7)	694 (24)	816 (31)		

AM Stations

KIVA	1600	10 kw/0.128 kw	Standards	CNN	\$<20.00	Katz	Simmons	Albuquerque
KKOB	770	50 kw (DA-N)	Full Service	ABC	\$70.00	Mc-Guild	Citadel	Albuquerque

FM Stations

KABG	98.5	100 kw @ 1781	Oldies	\$ NA	Christal	American General	Los Alamos
KCHQ	105.1	100 kw @ 1936	CHR	\$<20.00	Katz	Simmons	Santa Fe
KHFM	96.3	20 kw @ 4133	Classical	\$40.00	Allied	Citadel	Albuquerque
KIOT	102.5	50 kw @ 371	Classic AOR	\$ 30.00	Katz	Simmons	Los Lunas
KKOB	93.3	21.5 kw @ 4150	AC	\$ 65.00	Mc-Guild	Citadel	Albuquerque
KKSS	97.3	100 kw @ 1875	CHR/Urban	\$44.00	D&R	Simmons	Santa Fe
KLSK	104.1	100 kw @ 1875	Classic Hits	\$23.00	Eastman	Clear Channel	Santa Fe
KLVO	97.7	100 kw @ 860	Hispanic Contemp.	\$<20.00	Lotus	American General	Belen
KMGA	99.5	22.5 kw @ 4130	Soft AC	Westwd \$56.00	Christal	Citadel	Albuquerque
KMMG	95.5	19 kw @ 1791	Black Oldies	\$ NA	Christal	American General	Los Alamos
KNKT	107.1	24.5 kw @ 705	Religion	\$ NA	---	---	Armijo
KPEK	100.3	22.5 kw @ 4107	Modern AC	\$29.00	Eastman	Clear Channel	Albuquerque
KRQS	101.3	6 kw @ 328	AOR	\$ NA	Katz	Simmons	Albuquerque
KRST	92.3	22 kw @ 4160	Country	\$97.00	Mc-Guild	Citadel	Albuquerque
KRZY	105.9	100 kw @ 1936	Hispanic	\$ NA	Caballero	Entravision	Santa Fe
KSYU	95.1	100 kw @ 433	Soft AC	\$ NA	Eastman	Clear Channel	Corrales
KTBL	103.3	20.5 kw @ 4186	Classic Country	\$27.00	Mc-Guild	Citadel	Albuquerque
KTEG	107.9	22.5 kw @ 4131	AOR-New Rock	\$31.00	Banner	Clear Channel	Albuquerque
KYLZ	106.3	100 kw @ 860	CHR/Urban	\$ NA	---	American General	Los Lunas
KZKL	101.7	3 kw @ 92	Oldies	\$40.00	Katz	Simmons	Rio Rancho
KZRR	94.1	22.5 kw @ 4130	AOR	\$52.00	Eastman	Clear Channel	Albuquerque

Notes: * KNML revenue level includes KHTL . . . 8/00 The KTEG-F calls and New Rock format moved from 107.9 to 104.7 (ex-KEXT-F); the 107.9 became Country KBQI-F ("I-107.9") . . . 8/00 KIVA (1600) changed from Standards to Children's . . . 8/00 KARS (860; Belen) sold by American General to HHH for \$900,000 (Blackburn)

ALLENTOWN-BETHLEHEM

Arbitron Rank: 67 **Pop (12+):** 607,200
MSA Rank: 86
MSA Pop: 620,000
DMA: 4 (Philadelphia)
Average Persons Rating: 16.6
Market TSL In Hours: 22.00

Stations: 38 / 12
Diaries: 1,680/ 361:1/ 56.4%
Sample Target: 1,790
% Below Line: 19.2
% Not Listed: 14.7
Pop per Station: 50,600

Last Year's Revenue: \$26,600,000
Household Income: \$50,780
Total Retail Sales: \$6.4 Bil.
#1 Biller: WAEB-F \$6,000,000
#1 Billing Portfolio
Clear Channel \$12,970,000

12+ Metro	Format	Spring 00 1/4 Share	Win 00	Fall 99	Sum 99	Spg 99	4-Book Avg.	12+ Metro Cume / Rtg.	Fall 99	Spg 99	12+ TSA AQH / Cume	Revenue Level		
1	WAEB-F	CHR	131 / 13.0	12.4	13.7	12.1	13.2	12.8	1906 / 31.4	32.4	31.5	138 / 2066	G	WAEB-F
2	WCTO-F	C	111 / 11.0	11.2	12.0	11.1	10.9	11.3	1222 / 20.1	21.5	20.3	129 / 1428	F	WCTO-F
3	WLEV-F	AC	101 / 10.0	9.5	8.9	8.8	9.6	9.3	1206 / 19.9	19.5	20.2	109 / 1428	F	WLEV-F
4	WODE-F	O	94 / 9.3	9.5	9.1	7.9	7.7	9.0	1286 / 21.2	22.0	20.7	128 / 1896	F	WODE-F
5	WZZO-F	AOR	83 / 8.2	9.0	9.1	10.5	9.6	9.2	1131 / 18.6	18.4	21.8	118 / 1540	F	WZZO-F
6	WKAP	ST	58 / 5.7	5.6	3.5	6.8	4.7	5.4	506 / 8.3	8.2	9.0	60 / 560	A	WKAP
7	WAEB	T	43 / 4.3	4.4	4.8	3.4	3.8	4.2	631 / 10.4	12.1	9.8	45 / 690	C	WAEB
8	WIOQ-F	CHR	16 / 1.6	1.6	1.3	1.1	1.1	1.4	469 / 7.7	7.3	6.1	19 / 514		WIOQ-F
8	WEST	ST	16 / 1.6	2.8	2.0	1.9	2.3	2.1	197 / 3.2	3.7	3.5	16 / 197	A	WEST
10	WUSL-F	B	15 / 1.5	1.4	1.0	1.2	1.7	1.3	331 / 5.4	4.8	5.4	18 / 380		WUSL-F

12+ FM Share (Metro): 78.51% (676 of 861) (Spring 99: 80.53%)

Teens	18-34	18-49	25-49	25-54	35+	12+ AMD	12+ Mid	12+ PMD	12+ Eve	12+ Wknd
1 WAEB-F >>>	1 WAEB-F	1 WAEB-F	1 WAEB-F	1 WAEB-F	1 WCTO-F <	1 WAEB-F	1 WAEB-F	1 WAEB-F	1 WAEB-F <	1 WAEB-F <
2 WCTO-F	2 WZZO-F >	2 WZZO-F	2 WLEV-F <	2 WLEV-F	2 WODE-F	2 WCTO-F	2 WLEV-F <	2 WCTO-F	2 WCTO-F	2 WCTO-F
2 WPST-F	3 WLEV-F	3 WLEV-F <	3 WZZO-F	3 WZZO-F	3 WLEV-F	3 WODE-F <	3 WCTO-F <	3 WLEV-F	3 WLEV-F	3 WODE-F <
2 WIOQ-F	4 WCTO-F >	4 WCTO-F	4 WCTO-F	3 WCTO-F <	4 WAEB-F	4 WZZO-F <	4 WODE-F	4 WODE-F <	4 WZZO-F	4 WLEV-F
	5 WODE-F	5 WODE-F	5 WODE-F >>>	5 WODE-F >>>	5 WKAP	5 WLEV-F >	5 WZZO-F >	5 WZZO-F >	5 WODE-F	5 WKAP
	6 WUSL-F	6 WYSP-F <			6 WZZO-F <	6 WKAP	6 WKAP <	6 WKAP	6 WUSL-F <	6 WZZO-F >>
	6 WYSP-F				7 WAEB >>	7 WAEB	7 WAEB >>>	7 WAEB >	7 WKAP	

Wom 18-24	Wom 18-34	Wom 25-34	Wom 18-49	Wom 25-54	Men 18-24	Men 18-34	Men 25-34	Men 18-49	Men 25-54	12+ Ovrnite
1 WAEB-F >>>	1 WAEB-F >>>	1 WAEB-F >	1 WAEB-F >	1 WAEB-F	1 WZZO-F >>>	1 WZZO-F >>	1 WZZO-F >	1 WZZO-F >	1 WZZO-F >	1 WCTO-F <
2 WUSL-F	2 WLEV-F	2 WLEV-F	2 WLEV-F >	2 WLEV-F	2 WAEB-F >>	2 WAEB-F >>	2 WAEB-F >	2 WAEB-F	2 WCTO-F <	2 WAEB-F
3 WCTO-F >	3 WCTO-F >>	3 WCTO-F >>	3 WCTO-F <	3 WODE-F	3 WUSL-F >	3 WLEV-F	3 WLEV-F	3 WCTO-F	3 WAEB-F	3 WODE-F
4 WODE-F	4 WZZO-F	4 WZZO-F >	4 WODE-F >	4 WCTO-F >>	4 WXRK-F	4 WCTO-F	4 WYSP-F	4 WLEV-F	4 WLEV-F	3 WZZO-F
4 WLCE-F	5 WODE-F	5 WLCE-F	5 WZZO-F >>	5 WZZO-F >>	4 WCTO-F	4 WYSP-F	5 WCTO-F	5 WODE-F	4 WODE-F >>	5 WLEV-F
4 WIOQ-F	6 WLCE-F	5 WODE-F >			4 WYSP-F >		6 WIOQ-F	6 WYSP-F	6 WYSP-F	
4 WLEV-F >>	6 WUSL-F						6 WODE-F	7 WMGK-F	7 WMGK-F	

Other Rated Stations				Metro Share	Cume Rating	TSA AQH Cume	Other Rated Stations--Outside Market				Metro Share	Cume Rating	TSA AQH Cume		
WEEX	T	1230	Easton	0.4	1.4	4	84	KYW	N	1060	Philadelphia	1.1	4.9	13	381
WRNJ	O	1510	Hackettstown, NJ	0.8	1.4	8	97	WABC	T	770	New York	1.1	2.7	21	350
WTKZ	SP-TP	1320	Allentown	0.8	1.0	8	63	WAWZ-F	REL	99.1	Zarephath, NJ	0.5	1.1	7	107
WYNS	C	1160	Lehighton	1.1	2.3	11	156	WBEB-F	AC	101.1	Philadelphia	0.4	1.6	5	161
								WBYN-F	REL	107.5	Boyertown, PA	0.6	2.2	7	163
								WDAS-F	B/AC	105.3	Philadelphia	0.4	1.4	7	134
								WFAN	SPRTS	660	New York	0.5	2.5	12	332
								WIP	SPRTS	610	Philadelphia	0.4	2.0	4	136
								WJJZ-F	J	106.1	Philadelphia	0.7	2.3	8	179
								WKRZ-F	CHR	98.5	Wilkes Barre	0.7	3.0	26	529
								WKXW-F	T	101.5	Trenton, NJ	0.6	2.5	28	500
								WLCE-F	CL HITS	104.5	Philadelphia	1.3	5.1	16	467
								WMGK-F	CL HITS	102.9	Philadelphia	1.3	4.4	17	454
								WMMR-F	AOR	93.3	Philadelphia	0.6	2.2	8	217
								WUOL-F	O	98.1	Philadelphia	0.5	1.7	7	177
								WOR	T	710	New York	0.6	2.1	18	281
								WPLY-F	CHR-NR	100.3	Media, PA	0.4	2.3	4	151
								WPST-F	CHR	97.5	Trenton, NJ	0.6	3.0	13	391
								WRFY-F	CHR	102.5	Reading, PA	0.5	4.0	14	561
								WSBG-F	CHR	93.5	Stroudsburg, PA	0.4	2.3	20	461
								WYYY-F	C	107.1	Belvidere, NJ	0.8	3.5	20	394
								WXRK-F	T/NR	92.3	New York	0.7	1.8	15	295
								WYSP-F	T/CL AOR	94.1	Philadelphia	1.5	6.6	19	495

ALLENTOWN-BETHLEHEM

Consolidation Report	12+	25-54	Revenue	Format Performance	AM	FM	Total	%	Yr. Ago
Citadel WCTO-FM, WLEV-FM	21.0 %	23.0 %	32.3 %	AC	0 (0)	105 (2)	105 (2)	12.2 %	11.8 %
Clear Channel WAEB-AM, WAEB-FM, WKAP-AM, WZZO-FM	31.2 %	28.7 %	48.8 %	AOR/Classic/NR	0 (0)	111 (4)	111 (4)	12.9 %	15.6 %
				Black/Urban	0 (0)	19 (2)	19 (2)	2.2 %	1.8 %
				CHR	0 (0)	173 (8)	173 (8)	20.1 %	21.0 %
	52.2 %	51.7 %	81.1 %	Classical	0 (0)	0 (0)	0 (0)	0.0 %	0.0 %
				Country	11 (1)	119 (2)	130 (3)	15.1 %	15.7 %
				Full Service	0 (0)	0 (0)	0 (0)	0.0 %	0.0 %
				Hispanic	8 (1)	0 (0)	8 (1)	0.9 %	0.0 %
				Jazz	0 (0)	7 (1)	7 (1)	0.8 %	0.8 %
				News/Talk	75 (5)	6 (1)	81 (6)	9.4 %	10.0 %
				Oldies	8 (1)	125 (4)	133 (5)	15.4 %	12.1 %
				Others/Unknown	0 (0)	0 (0)	0 (0)	0.0 %	0.9 %
				Religion/Gospel	0 (0)	11 (2)	11 (2)	1.3 %	1.5 %
				Soft AC	0 (0)	0 (0)	0 (0)	0.0 %	0.0 %
				Sports	9 (2)	0 (0)	9 (2)	1.0 %	0.5 %
				Standards/EZ	74 (2)	0 (0)	74 (2)	8.6 %	8.4 %
				Totals	185 (12)	676 (26)	861 (38)		

AM Stations

Station	Power	Time	Format	Company	Price	Buyer	Station	Market
WAEB	790	3.8 kw/1.5 kw (DA-2)	Talk	CBS, Westwd	\$35.00	Katz	Clear Channel	Allentown
WEST	1400	1 kw	Standards	ABC	\$<20.00	--		Easton
WKAP	1470	5 kw (DA-N)	Standards	ABC, Westwd	\$<20.00	Katz	Clear Channel	Allentown

FM Stations

Station	Freq	Power	Format	Company	Price	Buyer	Station	Market
WAEB	104.1	50 kw @ 500	CHR		\$80.00	Katz	Clear Channel	Allentown
WCTO	96.1	50 kw @ 500	Country		\$53.00	Mc-Guild	Citadel	Easton
WLEV	100.7	11 kw @ 1073	AC		\$91.00	Mc-Guild	Citadel	Allentown
WODE	99.9	50 kw @ 449	Oldies	Westwd	\$71.00	Clr Chnl	Trust	Easton
WZZO	95.1	30 kw @ 630	AOR		\$83.00	Katz	Clear Channel	Allentown

Notes: Other ranked stations -- See Philadelphia . . . 6/00 WYNS (1160) sold to Zoma Corp. (Ragan Henry) for \$650,000 . . . 8/00 Sale of WEEZ and WODE-F by Clear Channel to Nassau put on hold; stations transferred to Charles Giddens Trust

ALTOONA

Arbitron Rank 244 **Pop (12+):** 109,900
MSA Rank: 266
MSA Pop: 130,000
DMA: 96 (w/Johnstown)
Average Persons Rating: 15.1
Market TSL in Hours 20.75

Stations 20 / 13
Diaries: 616 / 178:1 / 60.6%
Sample Target: 610
% Below Line: 10.2
% Not Listed: 12.7
Pop per Station: 8,454

Last Year's Revenue: \$6,300,000
Household Income: \$38,320
Total Retail Sales: \$1.70 Bil.
#1 Biller: WFGY-F \$1,700,000
#1 Billing Portfolio
 Forever \$3,830,000

12+ Metro	Format	Spring 00 1/4 Share	Fall 99	Spq 99	Fall 98	Spq 98	12+ Metro Cume / Rtg	Fall 99	Spq 99	12+ TSA AQH / Cume	Revenue Level	
1	WFGY-F	26 / 15.7	17.0	22.7	22.4	24.0	343 / 31.2	31.6	37.9	101 / 1290	C*	WFGY-F
2	WALY-F	20 / 12.1	9.4	12.3	8.5	8.2	259 / 23.6	20.5	24.6	25 / 394	B	WALY-F
3	WPRR-F	17 / 10.2	12.0	11.1	11.5	11.7	311 / 28.3	27.9	28.2	27 / 573	C	WPRR-F
4	WMAJ-F	16 / 9.6	6.3	6.1	6.7	10.0	190 / 17.3	15.4	14.3	19 / 279	B	WMAJ-F
5	WBXQ-FF	12 / 7.2	10.7	8.6	7.3	7.0	169 / 15.4	19.4	17.8	17 / 342	B	WBXQ-FF
6	WRTA	10 / 6.0	7.6	6.8	7.9	7.0	154 / 14.0	15.4	12.9	11 / 170	B	WRTA
7	WFBG	9 / 5.4	6.3	9.2	10.3	9.4	137 / 12.5	14.0	18.8	9 / 153	B	WFBG
8	WQKK-F	7 / 4.2	3.1	2.5	2.4	2.3	100 / 9.1	6.1	6.8	31 / 411		WQKK-F
9	WGMR-F	6 / 3.6	3.1	1.2	1.8	2.3	90 / 8.2	6.7	7.2	22 / 506		WGMR-F

12+ FM Share (Metro): 80.00% (116 of 145) (Spring 99: 76.76%)

Teens	18-34	18-49	25-49	25-54	35+	12+ AMD	12+ Mid	12+ PMD	12+ Eve	12+ Wknd
1 WPRR-F >>>	1 WPRR-F >	1 WPRR-F	1 WMAJ-F	1 WMAJ-F	1 WFGY-F	1 WFGY-F	1 WFGY-F	1 WFGY-F	1 WPRR-F <	1 WFGY-F
	2 WQKK-F	1 WMAJ-F <	2 WFGY-F	1 WFGY-F	2 WALY-F >	2 WALY-F >	2 WALY-F <	2 WALY-F	2 WFGY-F >	2 WPRR-F
	2 WBXQ-FF	3 WBXQ-FF	3 WALY-F	1 WALY-F	3 WMAJ-F	3 WMAJ-F	3 WPRR-F	3 WPRR-F	3 WBXQ-FF	3 WALY-F
	2 WFGY-F >	3 WFGY-F <	4 WBXQ-FF	4 WBXQ-FF	4 WRTA	4 WRTA <	4 WPRR-F	4 WMAJ-F <	4 WALY-F	4 WBXQ-FF <
	5 WMAJ-F	5 WALY-F >	5 WPRR-F >	5 WPRR-F >>	5 WFBG >	5 WPRR-F	5 WBXQ-FF <	5 WBXQ-FF	4 WMAJ-F	5 WFBG
					6 WBXQ-FF >	6 WFBG	6 WRTA	6 WRTA >	6 WQKK-F	5 WMAJ-F
						6 WGMR-F	7 WFBG		7 WFBG	7 WQKK-F >

Wom 18-24	Wom 18-34	Wom 25-34	Wom 18-49	Wom 25-54	Men 18-24	Men 18-34	Men 25-34	Men 18-49	Men 25-54	12+ Ovrnrite
1 WPRR-F >>	1 WPRR-F >	1 WPRR-F	1 WPRR-F	1 WFGY-F	1 WPRR-F >	1 WBXQ-FF	1 WMAJ-F	1 WBXQ-FF	1 WBXQ-FF	1 WFGY-F >
	2 WFGY-F >	1 WFGY-F >	1 WFGY-F	2 WMAJ-F	2 WQKK-F	2 WPRR-F	1 WBXQ-FF >	2 WMAJ-F	2 WMAJ-F	2 WPRR-F
	3 WMAJ-F	3 WMAJ-F >>	3 WMAJ-F	3 WALY-F	2 WBXQ-FF >>	2 WQKK-F	3 WFGY-F	3 WALY-F	2 WALY-F >	3 WMAJ-F >
	3 WQKK-F >>		4 WALY-F >>	4 WPRR-F >>	4 WFGY-F	4 WFGY-F	3 WGMR-F >>	4 WPRR-F	4 WFGY-F >	
				5 WBXQ-FF >>		4 WMAJ-F >		4 WQKK-F	5 WGMR-F >	

Other Rated Stations			Metro Share	Cume Rating	TSA AQH Cume	Format	AM	FM	Total	%	Yr. Ago
WJSM-F	REL	927 Martinsburg	1.2	2.2	3 54	AC	0 (0)	19 (3)	19 (3)	13.1 %	7.7 %
WKMC	ST	1370 Roaring Spring	2.4	4.9	5 102	AOR/Classic/NR	0 (0)	29 (5)	29 (5)	20.0 %	15.5 %
WTRN	EZ	1340 Tyrone	1.2	3.3	2 36	Black/Urban	0 (0)	0 (0)	0 (0)	0.0 %	0.0 %
WVAM	SPRTS	1430 Altoona	2.4	7.1	4 85	CHR	0 (0)	19 (2)	19 (2)	13.1 %	12.7 %

Other Rated Stations--Outside Market			Metro Share	Cume Rating	TSA AQH Cume	Format	AM	FM	Total	%	Yr. Ago
WBHV-F	CHR	1031 State College	1.2	2.0	20 498	Classical	0 (0)	0 (0)	0 (0)	0.0 %	0.0 %
WKYE-F	AC	95.5 Johnstown	1.2	3.8	38 517	Country	0 (0)	26 (1)	26 (1)	17.9 %	26.1 %
WLAK-FF	AC/CHR	103.6 Huntingdon	0.6	2.7	4 143	Full Service	0 (0)	0 (0)	0 (0)	0.0 %	0.0 %
WNCL-F	O	107.9 Pt Matilda	0.6	2.5	12 247	Hispanic	0 (0)	0 (0)	0 (0)	0.0 %	0.0 %
WQWK-F	AOR	97.1 State College	2.4	3.7	22 359	Jazz	0 (0)	0 (0)	0 (0)	0.0 %	0.0 %
						News/Talk	10 (1)	0 (0)	10 (1)	6.9 %	7.7 %
						Oldies	0 (0)	21 (2)	21 (2)	14.5 %	14.8 %
						Others/Unknown	0 (0)	0 (0)	0 (0)	0.0 %	0.0 %
						Religion/Gospel	0 (0)	2 (1)	2 (1)	1.4 %	0.0 %
						Soft AC	0 (0)	0 (0)	0 (0)	0.0 %	0.0 %
						Sports	4 (1)	0 (0)	4 (1)	2.8 %	2.8 %
						Standards/EZ	15 (3)	0 (0)	15 (3)	10.3 %	13.7 %
Totals							29 (5)	116 (14)	145 (19)		

Consolidation Report		12+	25-54	Revenue
Forever	WALY-FM WFBG-AM WFGY-FM WMAJ-FM	42.8 %	47.9 %	60.8 %
Sounds Good	WBRX-FM WBXQ-FM	7.2 %	10.0 %	9.5 %
		50.0 %	57.9 %	70.3 %

ALTOONA

AM Stations

WFBG	1290	5 kw/1 kw (DA-N)	Standards	Westwd, CBS	\$11.00	Christal	Forever	Altoona
WRTA	1240	1 kw	Talk	WW1, ABC, TARN	\$16.00	---		Altoona

FM Stations

WALY	103.9	0.31 kw @ 984	Oldies		\$16.00	Christal	Forever	Bellwood
WBRX	94.7	1.05 kw @ 551	See WBXQ-F					Patton
WBXQ	94.3	0.35 kw @ 958	AOR	AMFM, Westwd	\$ NA	Banner		Cresson
WFGY	98.1	30 kw @ 941	Country	CBS	\$57.00	Christal	Forever	Altoona
WGMR	101.1	8.5 kw @ 1170	New Rock	Westwd	\$ NA	Dome	Allegheny Mtn.	Tyrone
WMAJ	104.9	0.73 kw @ 905	AC		\$ 17.00	Christal	Forever	Holidaysburg
WPRR	100.1	16.5 kw @ 403	CHR		\$20.00	Allied	WVAM	Altoona

Notes: WQKK-F – See Johnstown . . . * Includes revenue of WFGI-F . . . 5/00 WVAM/WPRR-F sold to Kristin Cantrell for \$2,050,000

ANCHORAGE

Arbitron Rank 168 Pop (12+) 205,500	Stations 21 / 20	Last Year's Revenue: \$14,700,000
MSA Rank: 171	Diaries: 864 / 238:1 / 52.5%	Household Income: \$56,790
MSA Pop: 261,000	Sample Target: 860	Total Retail Sales: \$3.3 Bil.
DMA: 149	% Below Line: 3.9	#1 Biller: KGOT-F \$1,800,000
Average Persons Rating: 14.8	% Not Listed: 10.2	#1 Billing Portfolio
Market TSL in Hours 20.00	Pop per Station: 10,275	Clear Channel \$6,370,000

12+ Metro	Format	Spring 00 1/4 Share	Fall 99	Spq 99	Fall 98	Spq 98	12+ Metro Cume / Rtg	Fall 99	Spq 99	12+ TSA AQH / Cume	Revenue Level	
1	KFAT-F	CHR/U	33 / 10.8	10.4	5.0	0.6	439 / 21.4	19.1	13.1	41 / 556	A	KFAT-F
2	KYMG-F	AC	25 / 8.2	4.6	5.0	4.5	341 / 16.6	13.1	15.5	26 / 376	C	KYMG-F
3	KBRJ-F	C	24 / 7.9	6.4	7.0	8.1	369 / 17.9	16.7	16.5	34 / 530	C	KBRJ-F
4	KEAG-F	O	20 / 6.6	5.2	5.0	6.8	344 / 16.7	15.2	14.0	22 / 411	C	KEAG-F
5	KASH-F	C	18 / 5.9	4.9	5.6	5.2	281 / 13.7	11.9	15.0	20 / 353	C	KASH-F
6	KGOT-F	CHR	17 / 5.6	6.4	11.0	13.3	443 / 21.6	24.8	32.8	22 / 561	C	KGOT-F
7	KBFX-F	AOR/CL	16 / 5.3	5.8	6.0	6.8	260 / 12.7	13.3	17.2	19 / 401	C	KBFX-F
8	KWHL-F	AOR	13 / 4.3	7.9	10.0	8.1	260 / 12.6	21.6	19.6	19 / 401	C	KWHL-F
8	KENI	T/N	13 / 4.3	5.2	6.3	6.2	223 / 10.9	10.9	13.5	18 / 268	C	KENI
10	KKRO-F	CL AOR	12 / 3.9	3.1	4.0	4.9	237 / 11.5	10.3	14.4	18 / 320	B	KKRO-F
10	KMXS-F	AC/CHR	12 / 3.9	7.0	6.0	6.8	272 / 13.3	19.1	19.2	13 / 344	C	KMXS-F
10	KQEZ-F	SAC	12 / 3.9	4.0	4.0	2.9	218 / 10.6	11.4	11.4	13 / 255	A	KQEZ-F
10	KRPM-F	CL HITS	12 / 3.9	0.9			207 / 10.1	2.3		14 / 271		KRPM-F
14	KNIK-F	J	10 / 3.3	4.0	5.0	4.2	134 / 6.5	8.0	10.6	12 / 183	B	KNIK-F
15	KFQD	T	9 / 3.0	3.4	2.0	1.6	200 / 9.7	9.2	6.4	10 / 237	A	KFQD
15	KLEF-F	CL	9 / 3.0	4.0	3.7	3.6	149 / 7.3	8.0	11.2	13 / 212	B	KLEF-F
15	KHAR	ST	9 / 3.0	2.4	3.0	2.3	134 / 6.5	4.9	5.1	11 / 150	A	KHAR

12+ FM Share (Metro): 86.45% (236 of 273) (Spring 99: 85.93%)

Teens	18-34	18-49	25-49	25-54	35+	12+ AMD	12+ Mid	12+ PMD	12+ Eve	12+ Wknd
1 KFAT-F >>>	1 KFAT-F >>	1 KYMG-F	1 KYMG-F	1 KYMG-F <	1 KEAG-F	1 KBRJ-F	1 KYMG-F	1 KFAT-F	1 KFAT-F >>	1 KFAT-F >
2 KGOT-F >	2 KYMG-F	1 KFAT-F	2 KBRJ-F >	2 KBRJ-F	2 KYMG-F	2 KYMG-F <	1 KFAT-F	2 KBRJ-F <	2 KYMG-F	2 KYMG-F
	2 KWHL-F	3 KBRJ-F	3 KASH-F	3 KEAG-F	2 KBRJ-F	3 KFAT-F	3 KBRJ-F <	3 KYMG-F	2 KBRJ-F	2 KASH-F
	4 KMXS-F	4 KBFX-F	3 KBFX-F <	4 KASH-F	4 KASH-F	4 KBFX-F <	4 KEAG-F	4 KASH-F <	2 KENI	2 KEAG-F <
	4 KBRJ-F	5 KGOT-F	5 KEAG-F	5 KBFX-F	4 KENI	5 KGOT-F	5 KBFX-F <	5 KEAG-F	5 KWHL-F	5 KGOT-F <
	4 KRPM-F	5 KASH-F <	5 KFAT-F	5 KFAT-F <	6 KKRO-F <	6 KEAG-F <	6 KASH-F	6 KGOT-F	5 KQEZ-F	6 KBRJ-F
	7 KGOT-F	7 KRPM-F <	7 KGOT-F	7 KGOT-F	7 KHAR	7 KASH-F	7 KGOT-F <	7 KBFX-F	7 KKRO-F	7 KRPM-F <
	7 KQEZ-F	8 KMXS-F	7 KKRO-F	7 KKRO-F	7 KBFX-F	7 KENI	8 KMXS-F <	8 KWHL-F	8 KGOT-F	8 KQEZ-F
	7 KBFX-F	8 KKRO-F	7 KRPM-F	9 KRPM-F	7 KFQD	9 KKRO-F	9 KENI <	8 KMXS-F	8 KASH-F	9 KBFX-F
		8 KEAG-F				9 KRPM-F	10 KNIK-F <	8 KKRO-F <	8 KEAG-F	
								8 KRPM-F		

Wom 18-24	Wom 18-34	Wom 25-34	Wom 18-49	Wom 25-54	Men 18-24	Men 18-34	Men 25-34	Men 18-49	Men 25-54	12+ Ovrnite
1 KFAT-F >>>	1 KFAT-F	1 KYMG-F >	1 KYMG-F	1 KYMG-F >	1 KWHL-F >	1 KFAT-F >	1 KFAT-F >	1 KBFX-F <	1 KBRJ-F	1 KFAT-F >>
2 KGOT-F	2 KYMG-F	2 KASH-F	2 KFAT-F	2 KASH-F	2 KFAT-F >	2 KWHL-F >	2 KWHL-F	2 KBRJ-F	2 KBFX-F	2 KNIK-F
2 KYMG-F >>	3 KMXS-F	2 KQEZ-F	3 KASH-F	3 KBRJ-F	3 KBFX-F >>	3 KBFX-F	2 KRPM-F	2 KFAT-F	3 KEAG-F	2 KEAG-F
	4 KQEZ-F	2 KMXS-F	3 KQEZ-F	4 KMXS-F		3 KRPM-F	2 KBRJ-F >>	4 KWHL-F	3 KFAT-F	4 KBRJ-F
	5 KGOT-F	5 KBRJ-F >	3 KMXS-F	4 KEAG-F		5 KBRJ-F	5 KGOT-F	4 KKRO-F	3 KKRO-F	4 KENI >
	5 KASH-F	6 KGOT-F	3 KBRJ-F	6 KQEZ-F		6 KGOT-F >	5 KMXS-F	6 KRPM-F	6 KRPM-F	
	5 KBRJ-F	6 KNIK-F	7 KGOT-F >	7 KGOT-F			5 KBFX-F >>	7 KYMG-F	7 KGOT-F	
		6 KRPM-F	8 KRPM-F	8 KNIK-F				7 KEAG-F	7 KFQD	
		6 KFAT-F >>	8 KEAG-F	8 KRPM-F					7 KYMG-F	
				8 KFAT-F						
				8 KENI						

Other Rated Stations			Metro Share	Cume Rating	TSA AQH Cume
KAFC-F	REL-CC	93.7 Anchorage	1.0	3.2	4 98
KAXX	SPRTS	1020 Eagle River	0.7	2.3	2 48
KBYR	T	700 Anchorage	0.7	3.2	5 107
KTZN	SPRTS	550 Anchorage	0.7	3.1	2 72

ANCHORAGE

Consolidation Report	12+	25-54	Revenue	Format Performance	AM	FM	Total	%	Yr. Ago
Clear Channel	30.0 %	31.6 %	42.9 %	AC	0 (0)	37 (2)	37 (2)	13.6 %	12.2 %
KASH-FM, KBFX-FM, KENI-AM, KGOT-FM, KTVN-AM, KYMG-FM				AOR/Classic/NR	0 (0)	41 (3)	41 (3)	15.0 %	17.8 %
Morris	28.7 %	28.2 %	40.3 %	Black/Urban	0 (0)	0 (0)	0 (0)	0.0 %	0.0 %
KBRJ-FM, KEAG-FM, KFQD-AM, KHAR-AM, KMXS-FM, KWHL-FM				CHR	0 (0)	50 (2)	50 (2)	18.3 %	17.8 %
New Northwest	22.5 %	19.8 %	7.5 %	Classical	0 (0)	9 (1)	9 (1)	3.3 %	4.1 %
KFAT-FM, KKRO-FM, KQEZ-FM, KRPM-FM				Country	0 (0)	42 (2)	42 (2)	15.4 %	14.1 %
	81.2 %	79.6 %	90.7 %	Full Service	0 (0)	0 (0)	0 (0)	0.0 %	0.0 %
				Hispanic	0 (0)	0 (0)	0 (0)	0.0 %	0.0 %
				Jazz	0 (0)	10 (1)	10 (1)	3.7 %	5.6 %
				News/Talk	24 (3)	0 (0)	24 (3)	8.8 %	10.0 %
				Oldies	0 (0)	32 (2)	32 (2)	11.7 %	10.0 %
				Others/Unknown	0 (0)	0 (0)	0 (0)	0.0 %	0.0 %
				Religion/Gospel	0 (0)	3 (1)	3 (1)	1.1 %	0.0 %
				Soft AC	0 (0)	12 (1)	12 (1)	4.4 %	4.4 %
				Sports	4 (2)	0 (0)	4 (2)	1.5 %	0.7 %
				Standards/EZ	9 (1)	0 (0)	9 (1)	3.3 %	3.3 %
				Totals	37 (6)	236 (15)	273 (21)		

AM Stations

Station	Power	Format	Company	City
KENI	650 50 kw	Talk/News	ABC, Westwd	Eastman Anchorage
KFQD	750 50 kw	Talk	ABC	Mc-Guild Morris Anchorage
KHAR	590 5 kw	Standards	Westwd, CNN	Mc-Guild Morris Anchorage

FM Stations

Station	Frequency	Power	Format	Company	City
KASH	107.5	100 kw @ -285	Country	ABC	Allied Clear Channel Anchorage
KBFX	100.5	25 kw @ 174	AOR/Classic AOR		Allied Clear Channel Anchorage
KBRJ	104.1	55 kw @ 62	Country		Mc-Guild Morris Anchorage
KEAG	97.3	100 kw @ 593	Oldies		Mc-Guild Morris Anchorage
KFAT	92.9	10 kw @ 817	Dance CHR		\$ NA -- New Northwest Anchorage
KGOT	101.3	26 kw @ -62	CHR	Westwd	\$35.00 Christal Clear Channel Anchorage
KKRO	102.1	25 kw @ -154	Classic Hits		\$27.00 Katz New Northwest Anchorage
KLEF	98.1	25 kw @ 30	Classical		\$24.00 Allied KASH (AM) Anchorage
KMXS	103.1	27 kw @ -177	AC/CHR		\$27.00 Mc-Guild Morris Anchorage
KNIK	105.3	51 kw @ 256	Jazz	CBS	\$24.00 IMN Northern TV Anchorage
KQEZ	92.1	10 kw @ 810	Soft AC		\$ NA -- New Northwest Houston
KRPM	96.3	6 kw @ 262	Classic Hits		\$ NA Allied New Northwest Houston
KWHL	106.5	100 kw @ -85	AOR		\$41.00 Mc-Guild Morris Anchorage
KYMG	98.9	100 kw @ 500	AC	AP	\$25.00 Banner Clear Channel Anchorage

Notes: 2/00 KAQX-F changed calls to KRPM-F; remains Classic Hits

ANN ARBOR

Arbitron Rank 145 Pop (12+) 263,000
 MSA Rank: NA
 MSA Pop: NA
 DMA: 9 (Detroit)
 Average Persons Rating: 12.5
 Market TSL in Hours 16.75

Stations 27 / 4
 Diaries: 981 / 268:1 / 56.8%
 Sample Target: 960
 % Below Line: 62.4
 % Not Listed: 26.8
 Pop per Station: 65,750

Last Year's Revenue: NA
 Household Income: \$58,765
 Total Retail Sales: \$4.8 Bil.
 #1 Biller: NA
 #1 Billing Portfolio NA

12+ Metro	Format	Spring 00 1/4 Share	Fall 99	Spg 99	Fall 98	Spg 98	12+ Metro Cume / Rtg	Fall 99	Spg 99	12+ TSA AQH / Cume	Revenue Level	
1	WJR	FS/T	28 / 8.5	9.4	8.4	9.3	9.9	512 / 19.5	21.4	19.8	28 / 512	WJR
2	WKQI-F	CHR	17 / 5.2	3.7	3.5	4.0	4.2	520 / 19.8	19.2	16.0	17 / 520	WKQI-F
3	WQKL-F	O	16 / 4.9	5.6	2.9	5.3	3.6	292 / 11.1	11.6	10.6	16 / 292	WQKL-F
4	WNIC-F	AC	15 / 4.6	5.3	4.9	7.2	5.1	290 / 11.0	13.3	13.4	15 / 290	WNIC-F
5	WYCD-F	C	13 / 4.0	5.0	3.5	3.7	3.0	231 / 8.8	10.2	10.4	13 / 231	WYCD-F
5	WDRQ-F	CHR	13 / 4.0	3.4	3.5	2.2	2.4	426 / 16.2	16.3	16.1	13 / 426	WDRQ-F
7	WRIF-F	AOR	12 / 3.7	3.7	4.9	4.4	5.1	340 / 12.9	10.3	13.2	12 / 340	WRIF-F
8	WVMV-F	J	11 / 3.4	2.8	2.6	2.5	2.4	135 / 5.1	7.8	6.5	11 / 135	WVMV-F
9	WCSX-F	CL AOR	10 / 3.0	3.7	2.6	2.2	2.1	260 / 9.9	10.3	11.2	10 / 260	WCSX-F
10	WPLT-F	AC-NR	9 / 2.7	2.5	2.6	2.8	3.0	381 / 14.5	13.8	15.0	9 / 381	WPLT-F
10	WJLB-F	B	9 / 2.7	3.4	3.8	3.4	4.8	256 / 9.7	9.7	12.6	9 / 256	WJLB-F
10	CIMX-F	AOR-NR	9 / 2.7	1.6	2.3	1.6	2.1	295 / 11.2	9.2	8.9	9 / 295	CIMX-F
13	WIOB-F	AOR	8 / 2.4	2.2	2.0	1.2	3.3	238 / 9.1	8.1	9.6	8 / 238	WIOB-F
13	WGRV-F	B/O	8 / 2.4	1.6	2.6	0.9	0.9	149 / 5.7	6.4	6.2	8 / 149	WGRV-F

12+ FM Share (Metro): 78.33% (188 of 240) (Spring 99: 75.29%)

Teens	18-34	18-49	25-49	25-54	35+	12+ AMD	12+ Mid	12+ PMD	12+ Eve	12+ Wknd
1 WDRQ-F >>	1 WKQI-F	1 WKQI-F	1 WQKL-F	1 WJR <	1 WJR >>	1 WJR >	1 WJR	1 WJR	1 WJR	1 WJR
2 WDTJ-F	2 WRIF-F	2 WQKL-F <	2 WNIC-F	2 WQKL-F	2 WKQI-F <	2 WRIF-F <	2 WQKL-F	2 WKQI-F	1 WKQI-F	2 WKQI-F <
2 WJLB-F	3 WDRQ-F	3 WRIF-F	2 WJR	3 WNIC-F	3 WVMV-F	3 WQKL-F	3 WNIC-F	3 WDRQ-F	3 WDRQ-F	3 WDRQ-F
2 WKQI-F >>	4 CIMX-F	4 WNIC-F	4 WKQI-F	4 WKQI-F	3 WNIC-F	4 WNIC-F	3 WKQI-F	3 WYCD-F <	4 WJLB-F	4 WNIC-F
	4 WPLT-F	4 WJR	4 WCSX-F	4 WVMV-F	5 WCSX-F	5 WKRK-F <	5 WYCD-F <	5 WQKL-F <	4 WDTJ-F	4 WQKL-F
	6 WQKL-F	4 WCSX-F	4 WVMV-F	6 WCSX-F	6 WYCD-F	6 WKQI-F <	6 WVMV-F	6 WCSX-F <	4 WNIC-F	4 WCSX-F
	6 WIOB-F	7 WDRQ-F	7 WYCD-F	7 WYCD-F	6 WAAM	7 WDRQ-F <	7 WGRV-F <	7 WNIC-F	7 WIOB-F	7 WVMV-F
	8 WNIC-F	7 WYCD-F	7 WRIF-F	7 WRIF-F	6 WOMC-F	8 WYCD-F	8 WCSX-F	7 WJLB-F	7 WYCD-F	8 WYCD-F
	8 WYCD-F		9 WGRV-F	9 WGRV-F	9 WGRV-F	8 WPLT-F <	8 CIMX-F	9 WVMV-F	7 WKRK-F	8 WRIF-F
	8 WJLB-F		9 WPLT-F	9 WPLT-F	9 WWJ >	10 WWJ	8 WRIF-F <	9 WTKA	7 CIMX-F	
								9 WRIF-F <		

Wom 18-24	Wom 18-34	Wom 25-34	Wom 18-49	Wom 25-54	Men 18-24	Men 18-34	Men 25-34	Men 18-49	Men 25-54	12+ Ovrnite
1 WKQI-F	1 WKQI-F	1 WPLT-F	1 WKQI-F	1 WNIC-F	1 WRIF-F	1 WRIF-F >	1 WRIF-F >>	1 WRIF-F	1 WJR	1 WJR >
1 WDRQ-F >	2 WDRQ-F >	1 WNIC-F	1 WQKL-F	1 WQKL-F	1 CIMX-F	2 CIMX-F	2 WJR	2 WCSX-F	2 WCSX-F	2 WNIC-F
3 WDTJ-F	3 WPLT-F	1 WKQI-F >	3 WDRQ-F	3 WJR	1 WDFN >>	3 WDFN	2 WYCD-F	3 WJR	2 WRIF-F	3 WTKA
3 WJLB-F >	3 WNIC-F	4 WDRQ-F	3 WNIC-F	4 WKQI-F	4 WIOB-F	4 WIOB-F	2 WKQI-F	3 WKRK-F	4 WGRV-F	3 WJLB-F
5 WIOB-F	3 WQKL-F	4 WQKL-F >>	5 WPLT-F	4 WVMV-F	4 WJLB-F	4 WYCD-F	2 CIMX-F >>	5 WGRV-F	4 WQKL-F	3 CIMX-F >
5 WQKL-F	6 WRIF-F		5 WJLB-F	6 WYCD-F	4 WTKA	4 WKQI-F		5 WYCD-F	4 WKRK-F	
5 CIMX-F >>	6 WIOB-F		7 WJR	6 WOMC-F	4 WCSX-F	4 WPLT-F >		5 WQKL-F	7 WKQI-F	
	6 WDTJ-F		7 WYCD-F	8 WDRQ-F	4 WKQI-F >>			5 WKQI-F	7 WVMV-F >	
	6 WJLB-F >		7 WVMV-F	8 WPLT-F >				5 WDFN		
								5 CIMX-F		

Other Rated Stations				Metro Share	Cume Rating	TSA AQH Cume	Other Rated Stations--Outside Market				Metro Share	Cume Rating	TSA AQH Cume
WAAM	T	1600	Ann Arbor	2.1	6.1	7 160	CIDR-F	AOR-P	93.9	Windsor, ON	1.5	8.7	5 228
WTKA	SPRTS	1050	Ann Arbor	1.2	3.2	4 85	WDFN	SPRTS	1130	Detroit	1.5	3.9	5 101
							WDTJ-F	B	105.9	Detroit	1.8	7.7	6 201
							WKRK-F	T	97.1	Detroit	2.1	6.3	7 165
							WMUZ-F	REL-CC	103.5	Detroit	0.9	3.0	3 79
							WMXD-F	B/AC	92.3	Detroit	0.9	2.9	3 77
							WOMC-F	O	104.3	Detroit	2.1	8.4	7 221
							WRVF-F	AC	101.5	Toledo	0.6	2.1	2 54
							WWJ	N	95.0	Detroit	1.8	8.5	6 223
							WWWW-F	CL AOR	106.7	Detroit	1.5	6.7	5 177
							WXYT	T	127.0	Detroit	0.6	1.1	2 29

ANN ARBOR

Consolidation Report	12+	25-54	Revenue	Format Performance	AM	FM	Total	%	Yr. Ago
Clear Channel, pend. WQIB-FM, WQKL-FM, WTKA-AM	8.5 %	8.4 %	%	AC	0 (0)	26 (3)	26 (3)	10.8 %	15.4 %
				AOR/Classic/NR	0 (0)	49 (6)	49 (6)	20.4 %	17.4 %
	8.5 %	8.4 %	%	Black/Urban	0 (0)	26 (4)	26 (4)	10.8 %	14.7 %
				CHR	0 (0)	30 (2)	30 (2)	12.5 %	5.4 %
				Classical	0 (0)	0 (0)	0 (0)	0.0 %	0.0 %
				Country	0 (0)	13 (1)	13 (1)	5.4 %	9.3 %
				Full Service	28 (1)	0 (0)	28 (1)	11.7 %	11.2 %
				Hispanic	0 (0)	0 (0)	0 (0)	0.0 %	0.0 %
				Jazz	0 (0)	11 (1)	11 (1)	4.6 %	3.5 %
				News/Talk	15 (3)	7 (1)	22 (4)	9.2 %	11.2 %
				Oldies	0 (0)	23 (2)	23 (2)	9.6 %	6.2 %
				Others/Unknown	0 (0)	0 (0)	0 (0)	0.0 %	0.0 %
				Religion/Gospel	0 (0)	3 (1)	3 (1)	1.3 %	1.5 %
				Soft AC	0 (0)	0 (0)	0 (0)	0.0 %	0.0 %
				Sports	9 (2)	0 (0)	9 (2)	3.8 %	3.5 %
				Standards/EZ	0 (0)	0 (0)	0 (0)	0.0 %	0.8 %
				Totals	52 (6)	188 (21)	240 (27)		

AM Stations

WAAM	1600	5 kw (DA-2)	Talk	CNN, ABC, Talknt	--		Ann Arbor
WTKA	1050	10 kw/0.5 kw (DA-2)	Sports	ABC, 1/1, SBUSA	--	Clr Chnl, pend.	Ann Arbor

FM Stations

WQIB	102.9	49 kw @ 500	AOR	Westwd	--	Clr Chnl, pend.	Ann Arbor
WQKL	107.1	3 kw @ 289	Oldies		--	Clr Chnl, pend.	Ann Arbor

Notes: Other ranked stations – See Detroit . . . The market's Metro and Total survey areas are the same . . . No revenue data are available . . . 5/00 WQIB-F, WQKL-F and WTKA sold by Cumulus to Clear Channel as part of a multi-market transaction valued at approximately \$111,000,000

APPLETON-OSHKOSH

Arbitron Rank 134 Pop (12+) 289,700
 MSA Rank: 142
 MSA Pop: 355,000
 DMA: 70 (w/Green Bay)
 Average Persons Rating: 15.9
 Market TSL in Hours 21.00

Stations 26 / 16
 Diaries: 735 / 394:1 / 68.2%
 Sample Target: 710
 % Below Line: 26.8
 % Not Listed: 14.1
 Pop per Station: 18.106

Last Year's Revenue: \$15,700,000
 Household Income: \$53,888
 Total Retail Sales: \$4.3 Bil.
 #1 Biller: WAPL-F \$3,400,000
 #1 Billing Portfolio
 Woodward \$4,800,000

12+ Metro	Format	Spring 00 1/4 Share	Fall 99	Spq 99	Fall 98	Spq 98	12+ Metro Cume / Rtg	Fall 99	Spq 99	12+ TSA AQH / Cume	Revenue Level	
1 WNCY-F	C	48 / 10.4	8.4	7.0	7.5	8.6	525 / 18.1	15.4	16.2	108 / 1286	C	WNCY-F
2 WIXX-F	CHR	46 / 10.0	13.1	10.9	10.0	13.7	809 / 27.9	27.7	29.8	134 / 2428		WIXX-F
3 WNAM	ST	29 / 6.3	4.7	3.9	5.8	6.4	273 / 9.4	9.2	9.9	40 / 427	B	WNAM
4 WWWX-F	AOR	27 / 5.9	5.4	6.0	2.4	3.8	378 / 13.0	11.7	12.4	36 / 570	B	WWWX-F
4 WAPL-F	AOR	27 / 5.9	7.1	7.8	17.3	10.1	535 / 18.5	17.8	20.0	75 / 1423	E	WAPL-F
6 WVBO-F	O	26 / 5.7	6.5	6.8	4.2	4.1	399 / 13.8	15.4	13.7	35 / 545	C	WVBO-F
7 WROE-F	SAC	24 / 5.2	5.4	6.6	5.3	6.6	353 / 12.2	14.5	13.1	28 / 516	C	WROE-F
8 WOZZ-F	CL AOR	23 / 5.0	5.8	4.5	4.9	4.5	458 / 15.8	18.2	16.7	53 / 1134	C	WOZZ-F
8 WKSZ-F	CHR	23 / 5.0	3.0	4.9	2.7	4.7	524 / 18.1	15.6	19.8	78 / 1304		WKSZ-F
10 WPCK-FF	C	22 / 4.8	4.7	4.9	4.6	2.3	379 / 13.1	14.6	13.0	63 / 1038	C	WPCK-FF
11 WHBY	FS	20 / 4.3	8.0	6.4	6.7	7.1	367 / 12.7	19.0	13.9	23 / 415	C	WHBY
12 WXWX-F	AOR	11 / 2.4	3.0	3.7	2.4	1.1	178 / 6.1	6.1	8.0	24 / 495		WXWX-F
13 WOGB-F	O	10 / 2.2	2.4	2.5	2.0	2.4	253 / 8.7	8.6	8.0	50 / 829		WOGB-F

12+ FM Share (Metro): 78.99% (312 of 395) (Spring 99: 81.48%)

Teens	18-34	18-49	25-49	25-54	35+	12+ AMD	12+ Mid	12+ PMD	12+ Eve	12+ Wknd
1 WKSZ-F >>>	1 WIXX-F <	1 WIXX-F	1 WNCY-F <	1 WNCY-F <	1 WNCY-F <	1 WIXX-F <	1 WNCY-F <	1 WNCY-F	1 WIXX-F <	1 WNCY-F
2 WIXX-F	2 WWWX-F >	2 WNCY-F	2 WIXX-F >	2 WIXX-F >	2 WNAM >	2 WNCY-F >	2 WIXX-F	2 WIXX-F	2 WPCK-FF	1 WIXX-F >
2 WWWX-F	3 WAPL-F	3 WWWX-F <	3 WAPL-F	3 WAPL-F	3 WROE-F	3 WNAM <	3 WNAM <	3 WVBO-F	2 WKSZ-F <	3 WPCK-FF <
2 WNCY-F >>>	3 WNCY-F <	4 WAPL-F	4 WOZZ-F	3 WVBO-F	3 WVBO-F	4 WHBY <	4 WAPL-F	4 WAPL-F	4 WNCY-F	4 WNAM
	5 WOZZ-F <	5 WOZZ-F	4 WVBO-F	5 WOZZ-F	3 WIXX-F	5 WOZZ-F <	4 WWWX-F	4 WWWX-F <	4 WWWX-F <	5 WKSZ-F
	6 WKSZ-F	5 WVBO-F	4 WWWX-F <	6 WROE-F	6 WHBY	6 WWWX-F <	6 WVBO-F <	6 WKSZ-F <	6 WOZZ-F	5 WVBO-F <
	7 WXWX-F	7 WROE-F	7 WROE-F >	6 WWWX-F	7 WAPL-F	7 WROE-F	7 WROE-F	7 WROE-F	7 WROE-F <	7 WHBY
		8 WKSZ-F	8 WPCK-FF	8 WPCK-FF >	8 WPCK-FF <	7 WAPL-F	8 WOZZ-F <	8 WNAM	7 WROE-F <	8 WOZZ-F <
					9 WOZZ-F >	9 WKSZ-F	9 WKSZ-F	9 WPCK-FF <	9 WVBO-F	9 WHBY <
								10 WOZZ-F		10 WROE-F
										10 WWWX-F

Wom 18-24	Wom 18-34	Wom 25-34	Wom 18-49	Wom 25-54	Men 18-24	Men 18-34	Men 25-34	Men 18-49	Men 25-54	12+ Ovrnile
1 WKSZ-F	1 WIXX-F >	1 WIXX-F >>	1 WNCY-F	1 WNCY-F	1 WWWX-F >	1 WWWX-F >	1 WWWX-F >	1 WAPL-F <	1 WAPL-F <	1 WHBY >
1 WIXX-F >	2 WNCY-F	2 WNCY-F >	1 WIXX-F >>	2 WIXX-F >	2 WXWX-F	2 WXWX-F	2 WIXX-F	2 WWWX-F	2 WOZZ-F	2 WKSZ-F
3 WNCY-F >	3 WKSZ-F	3 WAPL-F	3 WROE-F	3 WROE-F	3 WJOK	2 WIXX-F	3 WAPL-F	3 WIXX-F	2 WIXX-F	2 WIXX-F
4 WPCK-FF	4 WOZZ-F	3 WWWX-F >	4 WVBO-F	4 WVBO-F >	3 WVBO-F	4 WAPL-F	3 WOZZ-F	4 WOZZ-F	4 WNCY-F	4 WNAM
4 WOZZ-F	4 WWWX-F	4 WKSZ-F	4 WKSZ-F	5 WNAM	3 WIXX-F	5 WOZZ-F	5 WPCK-FF	5 WNCY-F <	4 WWWX-F	4 WNCY-F
4 WWWX-F >>	5 WPCK-FF	6 WPCK-FF	6 WPCK-FF	5 WPCK-FF	3 WKSZ-F	6 WNCY-F	5 WXWX-F	6 WVBO-F	6 WVBO-F	4 WVBO-F
	6 WAPL-F	7 WOZZ-F	7 WOZZ-F	7 WWWX-F	3 WAPL-F >>>		5 WNCY-F	7 WXWX-F	7 WPCK-FF	7 WPCK-FF
			7 WWWX-F					8 WROE-F	8 WHBY	8 WHBY
									8 WROE-F	8 WROE-F

Other Rated Stations	Metro Share	Cume Rating	TSA AQH Cume	Other Rated Stations--Outside Market	Metro Share	Cume Rating	TSA AQH Cume								
KFIZ-F	AC	107.1	Fond du Lac	0.4	3.8	5	236	WGEE	N/T	1360	Green Bay	0.9	2.2	27	461
WECB-F	CL HITS	104.3	Seymour	0.7	1.9	7	142	WJLW-F	CL AOR	106.7	Allouez	0.9	3.0	24	490
WJOK	SPRTS	1050	Kaukauna	1.3	2.6	6	81	WQLH-F	CHR/AC	98.5	Green Bay	1.5	8.2	43	872
WMBE	VA	1530	Chilton	0.9	1.6	5	52	WRVM-F	REL	102.5	Suring	0.9	2.1	11	229
WOSH	T	1490	Oshkosh	1.7	5.3	8	165	WTMJ	FS	620	Milwaukee	2.0	5.7	25	507
WRJQ	ST	1570	Appleton	0.7	3.2	5	133	WZOR-F	AOR-NR	94.7	Mishicot	1.1	4.7	23	447

APPLETON-OSHKOSH

Consolidation Report	12+	25-54	Revenue	Format Performance	AM	FM	Total	%	Yr. Ago
Cumulus WNAM-AM, WOSH-AM, WVBO-FM, WWWX-FM	19.6 %	17.4 %	21.7 %	AC	0 (0)	2 (1)	2 (1)	0.5 %	3.2 %
Midwest Communications WIXX-FM, WNCY-FM, WOZZ-FM, WROE-FM	30.6 %	36.5 %	25.8 %	AOR/Classic/NR	0 (0)	97 (6)	97 (6)	24.6 %	27.3 %
Woodward WAPL-FM, WHBY-AM, WKSZ-FM	15.2 %	13.9 %	30.6 %	Black/Urban	0 (0)	0 (0)	0 (0)	0.0 %	0.0 %
				CHR	0 (0)	76 (3)	76 (3)	19.2 %	19.4 %
				Classical	0 (0)	0 (0)	0 (0)	0.0 %	0.0 %
				Country	0 (0)	70 (3)	70 (3)	17.7 %	14.4 %
				Full Service	29 (2)	0 (0)	29 (2)	7.3 %	8.1 %
				Hispanic	0 (0)	0 (0)	0 (0)	0.0 %	0.0 %
				Jazz	0 (0)	0 (0)	0 (0)	0.0 %	0.0 %
				News/Talk	12 (2)	0 (0)	12 (2)	3.0 %	3.9 %
				Oldies	0 (0)	39 (3)	39 (3)	9.9 %	11.6 %
				Others/Unknown	4 (1)	0 (0)	4 (1)	1.0 %	0.9 %
				Religion/Gospel	0 (0)	4 (1)	4 (1)	1.0 %	0.7 %
				Soft AC	0 (0)	24 (1)	24 (1)	6.1 %	7.4 %
				Sports	6 (1)	0 (0)	6 (1)	1.5 %	0.5 %
				Standards/EZ	32 (2)	0 (0)	32 (2)	8.1 %	5.1 %
				Totals	83 (8)	312 (18)	395 (26)		

AM Stations

WHBY	1150	5 kw (DA-2)	Full Service	CBS, SBUSA, WWI	\$30.00	Mc-Guild	Woodward	Kimberly
WNAM	1280	5 kw (DA-2)	Standards	ABC, Westwd	\$<20.00	Allied	Cumulus	Neenah-Menasha

FM Stations

WAPL	105.7	100 kw @ 1174	AOR	Westwd	\$64.00	Mc-Guild	Woodward	Appleton
WNCY	100.3	45 kw @ 489	Country		\$21.00	Christal	Midwest Commun.	Neenah-Menasha
WOZZ	93.5	50 kw @ 492	Classic AOR		\$29.00	Christal	Midwest Commun.	New London
WPCK	104.9	1.35 kw @ 480	Simul. WPKR-F				WPKR-F	Kaukauna
WPKR	99.5	50 kw @ 420	Country	Westwd	\$<20.00	Interep	WPKR-F	Omro
WROE	104.9	13 kw @ 459	Soft AC	AP, AMFM	\$32.00	Christal	Midwest Commun.	Neenah-Menasha
WVBO	103.9	25 kw @ 318	Oldies	ABC	\$32.00	Allied	Cumulus	Winnecone
WWWX	96.9	6 kw @ 328	AOR		\$ NA	Allied	Cumulus	Oshkosh

Notes: Other ranked stations -- See Green Bay

ASHEVILLE

Arbitron Rank 179 Pop (12+): 185,000
 MSA Rank: 193
 MSA Pop: 217,000
 DMA: 37 (w/Greenvl-Spar.)
 Average Persons Rating: 12.9
 Market TSL in Hours 17.50

Stations 18 / 8
 Diaries: 606 / 305:1 / 51.6%
 Sample Target: 610
 % Below Line: 23.9
 % Not Listed: 30.1
 Pop per Station: 23,125

Last Year's Revenue: \$9,400,000
 Household Income: \$38,618
 Total Retail Sales: \$2.8 Bil.
 #1 Biller: WKSF-F \$5,200,000
 #1 Billing Portfolio
 Clear Channel \$7,000,000

12+ Metro	Format	Spring 00 1/4 Share	Fall 99	Spg 99	Fall 98	Spg 98	12+ Metro Cume / Rtg	Fall 99	Spg 99	12+ TSA AQH / Cume	Revenue Level	
1	WKSF-F	42 / 17.6	14.4	15.7	15.6	10.5	506 / 27.4	26.5	28.7	92 / 1320	G	WKSF-F
2	WWNC	24 / 10.1	11.3	13.7	11.9	13.7	324 / 17.5	22.3	23.1	27 / 410	C	WWNC
3	WFBC-F	16 / 6.7	6.6	8.1	7.4	8.5	363 / 19.6	19.7	19.9	38 / 751		WFBC-F
4	WMYI-F	15 / 6.3	8.9	9.3	6.7	9.7	332 / 17.9	19.9	19.4	36 / 661		WMYI-F
5	WZLS-F	14 / 5.9	5.0	3.2	5.9	5.6	213 / 11.5	12.9	10.9	17 / 289	C	WZLS-F
6	WISE-AA	12 / 5.0	5.8	3.2	4.1	3.6	170 / 9.2	9.0	7.0	16 / 286	A	WISE-AA
7	WQNS-FF	11 / 4.6	2.7	1.2	1.1	1.6	134 / 7.2	6.5	4.4	20 / 294		WQNS-FF
8	WTZY	7 / 2.9	3.5	4.0	4.8	1.2	105 / 5.7	3.2	5.7	10 / 132	A	WTZY
9	WTPT-F	6 / 2.5	4.3	4.0	2.6	3.6	177 / 9.6	10.4	11.3	21 / 459		WTPT-F
9	WSPA-F	6 / 2.5	3.5	2.8	1.9	1.6	121 / 6.5	10.5	8.7	22 / 291		WSPA-F

12+ FM Share (Metro): 74.25% (124 of 167) (Spring 99: 67.71%)

Teens	18-34	18-49	25-49	25-54	35+	12+ AMD	12+ Mid	12+ PMD	12+ Eve	12+ Wknd
1 WKSF-F >>>	1 WKSF-F >>	1 WKSF-F >>	1 WKSF-F >>	1 WKSF-F >>	1 WKSF-F <	1 WKSF-F	1 WKSF-F >>	1 WKSF-F >>	1 WKSF-F <	1 WKSF-F >
2 WTPT-F	2 WZLS-F	2 WZLS-F	2 WZLS-F <	2 WZLS-F <	2 WWNC >>	2 WWNC >>	2 WZLS-F <	2 WWNC	2 WFBC-F >	2 WWNC <
2 WKSF-F >>	3 WFBC-F	3 WMYI-F <	3 WMYI-F	3 WMYI-F <	3 WISE-AA	3 WQNS-FF	3 WWNC	3 WISE-AA <	3 WMYI-F	3 WFBC-F >
	4 WQNS-FF	4 WQNS-FF	4 WQNS-FF	4 WQNS-FF >	4 WMYI-F >	4 WZLS-F	3 WMYI-F	4 WZLS-F	4 WWNC	4 WMYI-F
	5 WMYI-F >	4 WFBC-F >>	5 WFBC-F >	5 WFBC-F	5 WTZY	5 WMYI-F <	5 WISE-AA	4 WFBC-F <	5 WTPT-F	5 WISE-AA
	6 WTPT-F >>>		6 WESC-F	6 WWNC	5 WZLS-F	6 WFBC-F	6 WFBC-F	6 WMYI-F >	6 WZLS-F	5 WQNS-FF
			6 WSPA-F			7 WISE-AA >	7 WTZY <	7 WQNS-FF >	6 WPEG-F	7 WZLS-F
							8 WQNS-FF			

Wom 18-24	Wom 18-34	Wom 25-34	Wom 18-49	Wom 25-54	Men 18-24	Men 18-34	Men 25-34	Men 18-49	Men 25-54	12+ Ovrnite
1 WKSF-F	1 WKSF-F >>	1 WKSF-F >>	1 WKSF-F >>	1 WKSF-F >>	1 WKSF-F >>	1 WKSF-F >	1 WKSF-F	1 WKSF-F >>	1 WKSF-F >	1 WKSF-F
1 WFBC-F >>	2 WFBC-F	2 WZLS-F >	2 WMYI-F	2 WMYI-F >	2 WZLS-F	2 WQNS-FF	2 WQNS-FF >>	2 WQNS-FF	2 WQNS-FF >	2 WWNC >>
	3 WZLS-F	3 WMYI-F	3 WFBC-F	3 WZLS-F	2 WTPT-F	3 WZLS-F >>	3 WZLS-F >>	3 WZLS-F >>	3 WZLS-F >>	3 WTPT-F
	3 WMYI-F >>>	3 WFBC-F	4 WZLS-F >>>	4 WFBC-F >	2 WQNS-FF	4 WTPT-F	4 WESC-F	4 WESC-F	4 WESC-F	4 WMYI-F >
				5 WWNC >	2 WFBC-F	4 WFBC-F >>	4 WTPT-F	4 WFBC-F	4 WSPA-F	
								4 WSPA-F	4 WWNC >	
								4 WTPT-F >		

Other Rated Stations--Outside Market				Metro	Cume	TSA	Format Performance						
				Share	Rating	AQH	Cume	AM	FM	Total	%	Yr. Ago	
WESC-F	C	92.5	Greenville, SC	2.1	6.1	19	366	AC	0 (0)	16 (2)	16 (2)	9.6 %	14.1 %
WJMZ-F	B	107.3	Anderson, SC	0.8	2.0	2	55	AOR/Classic/NR	0 (0)	32 (5)	32 (5)	19.2 %	10.9 %
WLNK-F	AC-NR	107.9	Charlotte	0.4	1.9	2	112	Black/Urban	0 (0)	4 (2)	4 (2)	2.4 %	1.6 %
WPEG-F	B	97.9	Concord, NC	0.8	2.9	5	101	CHR	0 (0)	16 (1)	16 (1)	9.6 %	10.9 %
WWMG-F	O	96.1	Shelby, NC	1.3	3.1	12	204	Classical	0 (0)	0 (0)	0 (0)	0.0 %	0.0 %
WXRC-F	AOR	95.7	Hickory, NC	0.4	1.9	1	55	Country	0 (0)	47 (2)	47 (2)	28.1 %	21.4 %
Consolidation Report				12+	25-54	Revenue		Full Service	24 (1)	0 (0)	24 (1)	14.4 %	17.7 %
Pamplico				7.5 %	9.5 %	3.3 %		Hispanic	0 (0)	0 (0)	0 (0)	0.0 %	0.0 %
WMXF-AM, WQNO-FM, WQNS-FM, WTZY-AM								Jazz	0 (0)	0 (0)	0 (0)	0.0 %	0.0 %
Sink				5.0 %	1.5 %	2.9 %		News/Talk	7 (1)	0 (0)	7 (1)	4.2 %	5.2 %
WISE-AM, WTZO-AM								Oldies	0 (0)	3 (1)	3 (1)	1.8 %	0.5 %
				12.5 %	11.0 %	6.2 %		Others/Unknown	0 (0)	0 (0)	0 (0)	0.0 %	0.0 %
								Religion/Gospel	0 (0)	0 (0)	0 (0)	0.0 %	0.0 %
								Soft AC	0 (0)	6 (1)	6 (1)	3.6 %	3.6 %
								Sports	0 (0)	0 (0)	0 (0)	0.0 %	0.0 %
								Standards/EZ	12 (1)	0 (0)	12 (1)	7.2 %	4.2 %
								Totals	43 (3)	124 (14)	167 (17)		

ASHEVILLE

AM Stations

WISE	1310	5 kw/1 kw (DA-N)	Standards	ABC	\$12.00	---	Sink	Asheville
WTZQ	1600	1 kw/0.012 kw	Simul. WISE					Hendersonville
WTZY	880	1.1 kw (DA, Days)	Talk	AP, USA	\$ NA	--	WQNO/WQNS	Fairview
WWNC	570	5 kw (DA-N)	Country/Full Svc.	ABC, Westwrd	\$45.00	Katz	Clear Channel	Asheville

FM Stations

WKSF	99.9	53 kw @ 2621	Country	ABC, Westwrd	\$55.00	Katz	Clear Channel	Asheville
WQNO	104.3	0.55 kw @ 1043	Simul. WQNS-F					Old Fort
WQNS	104.9	0.245 kw @ 1581	Classic AOR		\$ NA	--	WTZY/WQNO	Waynesville
WZLS	96.5	0.5 kw @ 1115	AOR		\$ NA	Allied		Billmore Forest

Notes: Other ranked stations -- See Greenville-Spartanburg or Charlotte . . . 2/00 WMXF (1400; Waynesville) added some talk, simulcasting WTZY during those periods

FORMAT CODES

AC	- Adult Contemporary	J	- Jazz and New Adult Contemporary
AC-NR	- Modern AC	KIDS	- Children's
AOR	- Album Oriented Rock	N	- News
AOR-NR	- New Rock	O	- Oldies (50's & 60's)
AOR-P	- Progressive AOR	REL	- Religion, Christian
B	- Black (audience 75%+ Black)	REL-CC	- Contemporary Christian
B/AC	- Black Adult Contemporary	SAC	- Soft Adult Contemporary
B/G	- Black Gospel	SP	- Hispanic/Spanish
B/O	- Black Oldies	SP-C	- Hispanic Contemporary
BIZ	- Business News & Talk	SP-NT	- Hispanic News/Talk/Information
C	- Country	SP-R	- Hispanic-Regional
C/O	- Classic Country	SP-TP	- Hispanic-Tropical
CHR	- Contemporary Hit Radio, Top 40	SP-VA	- Hispanic Variety
CL	- Classical	SP-TJ	- Tejano
CL AOR	- Classic AOR, Classic Rock	SPRTS	- Sports
CL HITS	- Classic Hits/70's Oldies	ST	- Standards, Big Band, Nostalgia
E	- Ethnic (usually Foreign Lang.)	T	- Talk
EZ	- Easy Listening, Beautiful Music	U	- Urban (majority of audience is non-white)
FS	- Full Service	VA	- Variety
G	- Gospel	?	- Others or Unknown

REVENUE LEVEL CODES

A - Less than \$500,000	E - \$3,000,000 to \$3,999,999	I - \$10,000,000 to \$14,999,999
B - \$500,000 to \$999,999	F - \$4,000,000 to \$4,999,999	J - \$15,000,000 to \$19,999,999
C - \$1,000,000 to \$1,999,999	G - \$5,000,000 to \$6,999,999	K - \$20,000,000 to \$29,999,999
D - \$2,000,000 to \$2,999,999	H - \$7,000,000 to \$9,999,999	L - \$30,000,000+

ATLANTA

Arbitron Rank: 11 Pop (12+): 3,195,900
 MSA Rank: 9
 MSA Pop: 3,880,000
 DMA: 11
 Average Persons Rating: 15.4
 Market TSL in Hours: 20.50

Stations: 28 / 28
 Diaries: 3,725 / 858:1 / 49.6%
 Sample Target: 3,740
 % Below Line: 0.0
 % Not Listed: 11.6
 Pop per Station: 114,139

Last Year's Revenue: \$315,200,000
 Household Income: \$52,734
 Total Retail Sales: \$43.7 Bil.
 #1 Biller: WSB \$35,400,000
 #1 Billing Portfolio
 Cox Radio \$79,500,000

12+ Metro	Format	Spring 00 1/4 Share	Win 00	Fall 99	Sum 99	Spg 99	4-Book Avg.	12+ Metro Cume / Rtg.	Fall 99	Spg 99	12+ TSA AQH / Cume	Revenue Level	
1	WSB	475 / 9.5	9.6	9.6	8.2	8.9	9.2	7207 / 22.6	24.3	22.7	512 / 7910	L	WSB
2	WVEE-F	458 / 9.2	9.4	9.7	10.3	8.9	9.7	6095 / 19.1	18.5	19.0	504 / 6902	L	WVEE-F
3	WSTR-F	349 / 7.0	7.0	7.9	9.5	8.9	7.9	6928 / 21.7	22.6	23.6	407 / 8206	K	WSTR-F
4	WALR-F	304 / 6.1	5.4	5.5	5.8	5.8	5.7	4012 / 12.6	11.8	12.1	325 / 4378	K	WALR-F
5	WNNX-F	298 / 6.0	4.8	4.4	5.0	5.3	5.0	4609 / 14.4	12.5	14.3	345 / 5550	K	WNNX-F
6	WKHX-F	249 / 5.0	5.1	5.6	5.5	5.9	5.3	4070 / 12.7	13.7	15.2	278 / 4698	K	WKHX-F
7	WPCH-F	237 / 4.8	5.1	5.6	4.9	5.0	5.1	4502 / 14.1	13.8	13.4	258 / 4976	J	WPCH-F
8	WHTA-F	228 / 4.6	4.8	4.1	4.8	4.3	4.6	3743 / 11.7	11.1	12.2	241 / 3945	I	WHTA-F
8	WSB-F	228 / 4.6	4.9	5.3	4.7	6.3	4.9	4370 / 13.7	14.8	17.4	257 / 4979	J	WSB-F
10	WKLS-F	215 / 4.3	4.7	4.3	4.7	4.7	4.5	4385 / 13.7	12.0	13.0	261 / 5312	J	WKLS-F
11	WFOX-F	196 / 3.9	3.0	3.1	4.2	3.4	3.6	3725 / 11.7	11.0	12.8	240 / 4569	J	WFOX-F
12	WBTS-F	183 / 3.7	3.1	2.6				4121 / 12.9	9.6		223 / 4956		WBTS-F
13	WGST-AF	180 / 3.6	3.5	4.0	4.1	3.6	3.8	3377 / 10.6	12.2	11.3	197 / 3701	J	WGST-AF
14	WZGC-F	179 / 3.6	4.2	3.3	2.0	2.8	3.3	3419 / 10.7	9.8	9.0	224 / 4086	I	WZGC-F
15	WJZF-F	127 / 2.6	1.9	2.0	2.3	2.7	2.2	2313 / 7.2	7.2	7.5	131 / 2381	H	WJZF-F
16	WYAY-F	105 / 2.1	2.5	2.5	2.5	3.3	2.4	2511 / 7.9	7.6	9.1	174 / 3413	I	WYAY-F
17	WAMJ-F	103 / 2.1	1.9	2.2	2.1	2.5	2.1	1742 / 5.5	6.7	6.0	103 / 1771	G	WAMJ-F
18	WAOK	71 / 1.4	1.4	1.1	1.3	1.8	1.3	852 / 2.7	2.7	3.3	71 / 863	E	WAOK

12+ FM Share (Metro): 81.85% (3599 of 4397) (Spring 99: 83.22%)

Teens	18-34	18-49	25-49	25-54	35+	12+ AMD	12+ Mid	12+ PMD	12+ Eve	12+ Wknd
1	WBTS-F	1 WVEE-F <	1 WVEE-F	1 WVEE-F	1 WVEE-F <	1 WSB >	1 WSB	1 WSB	1 WVEE-F >	1 WVEE-F >
2	WHTA-F <	2 WNNX-F	2 WSTR-F	2 WSTR-F	2 WSB <	2 WALR-F	2 WVEE-F <	2 WVEE-F <	2 WSB <	2 WALR-F
3	WVEE-F >	3 WSTR-F	3 WNNX-F	3 WALR-F <	3 WSTR-F <	3 WKHX-F <	3 WALR-F <	3 WSTR-F	3 WHTA-F	3 WSB <
4	WSTR-F <	4 WHTA-F	4 WALR-F <	4 WSB	4 WALR-F	4 WVEE-F	4 WSTR-F	4 WNNX-F <	4 WNNX-F	4 WSTR-F <
5	WNNX-F >	5 WKLS-F	5 WSB <	5 WNNX-F <	5 WSB-F <	4 WPCH-F <	5 WNNX-F <	5 WSB-F <	5 WKLS-F <	5 WBTS-F <
6	WBTS-F	6 WKLS-F	6 WKLS-F <	6 WNNX-F <	6 WFOX-F <	6 WKHX-F	6 WPCH-F <	6 WALR-F	6 WNNX-F <	6 WNNX-F <
7	WSB-F <	7 WHTA-F	7 WSB-F <	7 WKLS-F <	7 WSB-F <	7 WKLS-F <	7 WGST-AF	6 WGST-AF <	7 WALR-F	7 WKHX-F
8	WKHX-F	7 WSB-F <	7 WSB-F <	8 WZGC-F	8 WZGC-F	8 WSTR-F	8 WPCH-F <	7 WKHX-F	8 WPCF-F	7 WPCF-F
8	WPCH-F <	9 WZGC-F	9 WPCF-F <	9 WKHX-F <	9 WGST-AF	9 WHTA-F <	9 WALR-F <	9 WHTA-F <	9 WSB-F <	9 WFOX-F
		10 WKHX-F	10 WKHX-F	10 WPCH-F	10 WZGC-F	10 WSB-F <	10 WKLS-F <	10 WKHX-F <	10 WKLS-F	9 WBTS-F <
		10 WPCH-F								

Wom 18-24	Wom 18-34	Wom 25-34	Wom 18-49	Wom 25-54	Men 18-24	Men 18-34	Men 25-34	Men 18-49	Men 25-54	12+ Ovrnite
1	WVEE-F	1 WVEE-F	1 WVEE-F	1 WVEE-F <	1 WNNX-F	1 WNNX-F >	1 WNNX-F	1 WNNX-F <	1 WSB	1 WSB <
2	WSTR-F	2 WSTR-F >	2 WSTR-F >	2 WSTR-F >	2 WHTA-F >	2 WVEE-F <	2 WVEE-F	2 WVEE-F <	2 WVEE-F	2 WVEE-F >
3	WNNX-F	3 WNNX-F >	3 WNNX-F	3 WALR-F	3 WALR-F	3 WVEE-F	3 WHTA-F	3 WKLS-F <	3 WKLS-F <	3 WALR-F
4	WHTA-F <	4 WHTA-F <	4 WSB-F >	4 WNNX-F <	4 WSB-F	4 WXEM-AA <	4 WKLS-F >	4 WHTA-F	4 WSB	4 WALR-F <
5	WBTS-F >	5 WSB-F <	5 WALR-F <	5 WSB-F	5 WSB <	5 WKLS-F	5 WSTR-F	5 WSB <	5 WHTA-F <	5 WZGC-F <
6	WKHX-F	6 WBTS-F <	6 WPCH-F	6 WPCH-F <	6 WKHX-F <	6 WBTS-F	6 WSB <	6 WSTR-F	6 WALR-F	6 WNNX-F <
7	WPCH-F <	7 WPCH-F	7 WKHX-F	7 WKHX-F	7 WPCH-F	7 WZGC-F	7 WZGC-F	6 WSTR-F <	7 WSTR-F	6 WSTR-F
		8 WKHX-F <	8 WHTA-F	8 WSB <	8 WFOX-F	7 WBTS-F	8 WGST-AF	8 WZGC-F	8 WGST-AF	8 WGST-AF
		8 WKLS-F	9 WFOX-F	8 WNNX-F	9 WXEM-AA	9 WQXI	9 WGST-AF	9 WHTA-F <	9 WHTA-F <	9 WHTA-F <
			10 WBTS-F <				10 WSB-F	10 WSB-F <	10 WSB-F <	

Other Rated Stations	Metro Share	Cume Rating	TSA AQH Cume				
WALR-AA	B/G	1340	Atlanta	0.9	2.5	43	799
WAZX-AF	SP-R	1550	Smyrna	0.6	1.0	42	438
WPLO	SP-R	610	Grayson	0.5	0.9	24	285
WQXI	SPRIS	790	Allanta	0.9	2.9	46	981
WVFJ-F	REL-CC	93.3	Manchester	0.8	2.8	48	1081
WXEM-AA	SP-R	1460	Buford	0.6	0.5	30	166

ATLANTA

Consolidation Report	12+	25-54	Revenue	Format Performance	AM	FM	Total	%	Yr. Ago
ABC WDWD-AM, WKHX-FM, WYAY-FM	7.1 %	7.1 %	9.9 %	AC	0 (0)	228 (1)	228 (1)	5.2 %	7.2 %
CBS/Infinity WAOK-AM, WVEE-FM, WZGC-FM	14.2 %	15.2 %	15.6 %	AOR/Classic/NR	0 (0)	692 (3)	692 (3)	15.7 %	14.6 %
Clear Channel WGST-AM, WKLS-FM, WPCH-FM	10.7 %	10.9 %	17.8 %	Black/Urban	0 (0)	1093 (4)	1093 (4)	24.9 %	24.5 %
Cox Radio, pend. WALR-FM, WBTS-FM, WFOX-FM, WSB-AM, WSB-FM	27.8 %	27.9 %	25.2 %	CHR	0 (0)	532 (2)	532 (2)	12.1 %	10.1 %
Midwestern WALR-AM, WCNN-AM, WFOM-AM	0.9 %	3.9 %	1.4 %	Classical	0 (0)	0 (0)	0 (0)	0.0 %	0.0 %
Radio One WAMJ-FM, WHTA-FM	6.7 %	5.8 %	5.4 %	Country	0 (0)	354 (2)	354 (2)	8.1 %	10.9 %
	67.4 %	70.8 %	75.3 %	Full Service	475 (1)	0 (0)	475 (1)	10.8 %	10.2 %
				Hispanic	83 (4)	1 (1)	84 (5)	1.9 %	0.5 %
				Jazz	0 (0)	127 (1)	127 (1)	2.9 %	3.1 %
				News/Talk	82 (1)	98 (1)	180 (2)	4.1 %	4.7 %
				Oldies	0 (0)	196 (1)	196 (1)	4.5 %	3.9 %
				Others/Unknown	0 (0)	0 (0)	0 (0)	0.0 %	0.0 %
				Religion/Gospel	114 (3)	41 (1)	155 (4)	3.5 %	3.7 %
				Soft AC	0 (0)	237 (1)	237 (1)	5.4 %	5.7 %
				Sports	44 (1)	0 (0)	44 (1)	1.0 %	1.0 %
				Standards/EZ	0 (0)	0 (0)	0 (0)	0.0 %	0.0 %
				Totals	798 (10)	3599 (18)	4397 (28)		

AM Stations

Station	Power	Frequency	Format	Source	AM	FM	City
WAOK	1380	5 kw (DA-N)	Black Gospel	Westwd, Source	\$53.00	CBS	Atlanta
WAOS	1600	5 kw/0.067 kw (DA-1)	Simul. WXEM				Austell
WGST	640	50 kw/1 kw (DA-2)	Talk/News	ABC	\$175.00	Eastman	Atlanta
WSB	750	50 kw	Full Service/Talk	AP. CNN	\$240.00	Christal	Atlanta
WXEM	1460	5 kw/0.193 kw	Hispanic-Regional	\$ NA		Caballero	Buford

FM Stations

Station	Power	Frequency	Format	Source	AM	FM	City
WALR	104.7	100 kw @ 983	Black AC		\$165.00	Katz	Athens
WAMJ	107.5	6 kw @ 298	Black Oldies		\$ NA	Allied	Roswell
WBTS	95.5	100 kw @ 968	Dance CHR		\$ NA	Christal	Athens
WFOX	97.1	100 kw @ 1585	Oldies	AMFM	\$200.00	Sentry	Gainesville
WGST	105.7	16.5 kw @ 827	Simul. WGST-AM				Canton
WHTA	97.5	6.6 kw @ 636	Black		\$110.00	Allied	Fayetteville
WJZF	104.1	60 kw @ 1218	Jazz		\$125.00	Christal	La Grange
WKHX	101.5	100 kw @ 984	Country	ABC	\$310.00	ABC	Atlanta
WKLS	95.1	100 kw @ 984	AOR	Source	\$220.00	Eastman	Atlanta
WNNX	99.7	100 kw @ 1032	AOR-New Rock		\$210.00	Mc-Guild	Atlanta
WPCH	94.9	100 kw @ 984	Soft AC		\$274.00	Eastman	Atlanta
WSB	98.5	100 kw @ 1027	AC		\$250.00	Christal	Atlanta
WSTR	94.1	100 kw @ 1022	CHR		\$220.00	CBS	Smyrna
WVEE	103.3	100 kw @ 1022	Black	Westwd, Source	\$355.00	CBS	Atlanta
WYAY	105.7	99 kw @ 1401	Country	ABC	\$145.00	ABC	Gainesville
WZGC	92.9	100 kw @ 914	Classic AOR	CNN	\$185.00	CBS	Atlanta

Notes: 4/00 WCNN (680) changed from News/Talk to simulcast Black AC WALR-F; the station's LMA to Cox has ended . . . 6/00 WALR-F sold by Midwestern to Cox for a reported \$280,000,000 . . . 8/00 The former WALR-F facility swapped to Salem (along with KLUP San Antonio and WSUN Plant City, FL/Tampa) for the KKHT-F Houston . . . 8/00 WJZF-F changed from Smooth Jazz to simulcast WALR-F . . . 9/00 The WALR-F calls and format moved to 104.1 (ex-WJZF-F) . . . 9/00 WCNN changed from simulcasting WALR-F to Sports using ESPN . . . 9/00 WYAY-F shifted to "male-oriented" Country as "Eagle 106.7" . . . 9/00 WGST-F changed from simulcasting WGST to Hot AC as "Mix 105.7"

ATLANTIC CITY-CAPE MAY

Arbitron Rank 137	Pop (12+) 286,600	Stations 43 / 20	Last Year's Revenue: \$17,400,000
MSA Rank:	147	Diaries: 1,295 / 221:1 / 48.7%	Household Income: \$44,190
MSA Pop:	339,000	Sample Target: 1,260	Total Retail Sales: \$3.9 Bil
DMA:	4 (Philadelphia)	% Below Line: 19.8	#1 Biller: NA
Average Persons Rating:	16.3	% Not Listed: 9.4	#1 Billing Portfolio: NA
Market TSL in Hours	21.75	Pop per Station: 14,330	

12+ Metro	Format	Spring 00 1/4 Share	Fall 99	Spq 99	Fall 98	Spq 98	12+ Metro Cume / Rtg	Fall 99	Spq 99	12+ TSA AQH / Cume	Revenue Level
1	WAYV-F	41 / 8.8	7.9	5.5	5.2	7.4	640 / 22.3	19.7	17.6	46 / 779	WAYV-F
2	WTTH-FF	39 / 8.4	6.7	6.8	6.3	8.8	394 / 13.7	12.9	12.7	41 / 420	WTTH-FF
3	WFPG-F	37 / 7.9	6.3	8.5	7.4	7.9	475 / 16.6	16.2	16.5	51 / 664	WFPG-F
4	WPUR-F	25 / 5.4	7.0	5.9	4.7	2.0	298 / 10.4	11.2	11.4	30 / 406	WPUR-F
5	WZBZ-FF	23 / 4.9	2.0	1.7	0.2	0.7	354 / 12.3	6.1	6.2	25 / 401	WZBZ-FF
6	WMGM-F	21 / 4.5	4.0	4.4	4.1	3.7	356 / 12.4	13.6	14.2	29 / 485	WMGM-F
7	WTKU-F	20 / 4.3	4.5	5.0	4.1	4.2	302 / 10.5	10.1	11.4	21 / 330	WTKU-F
8	WZXL-F	18 / 3.9	5.8	4.8	5.9	4.8	309 / 10.8	15.2	13.6	30 / 472	WZXL-F
9	WOND	16 / 3.4	3.4	4.4	4.3	4.8	192 / 6.7	6.7	6.2	16 / 205	WOND
10	WMID	15 / 3.2	5.2	3.9	4.5	3.1	198 / 6.9	6.3	8.0	27 / 299	WMID
11	WKOE-F	14 / 3.0	2.9	3.9	4.7	5.0	265 / 9.2	11.7	11.2	14 / 296	WKOE-F
12	WCMC	13 / 2.8	1.3	1.7	2.3	3.1	128 / 4.5	3.4	4.1	13 / 128	WCMC
13	WJSE-F	12 / 2.6	1.8	1.1	1.6	1.8	218 / 7.6	8.1	5.8	15 / 247	WJSE-F
13	WBSS-F	12 / 2.6	2.2	1.7	2.7	1.3	150 / 5.2	5.9	6.9	15 / 203	WBSS-F
15	WUSL-F	11 / 2.4	1.6	1.5	2.5	1.5	148 / 5.2	5.5	5.7	21 / 301	WUSL-F

12+ FM Share (Metro): 82.70% (349 of 422) (Spring 99: 81.39%)

Teens	18-34	18-49	25-49	25-54	35+	12+ AMD	12+ Mid	12+ PMD	12+ Eve	12+ Wknd
1 WAYV-F >>>	1 WAYV-F	1 WAYV-F	1 WAYV-F	1 WTTH-FF	1 WFPG-F <	1 WTTH-FF	1 WFPG-F	1 WAYV-F	1 WTTH-FF >	1 WAYV-F <
2 WZBZ-FF	2 WZBZ-FF	2 WTTH-FF	2 WTTH-FF	1 WAYV-F <	2 WTTH-FF >	2 WAYV-F	2 WAYV-F	2 WTTH-FF	2 WAYV-F <	2 WTTH-FF
2 WUSL-F	3 WTTH-FF >	3 WZBZ-FF <	3 WFPG-F	3 WFPG-F >	3 WTKU-F	3 WFPG-F <	3 WTTH-FF <	3 WFPG-F	3 WZBZ-FF >	3 WFPG-F
2 WTTH-FF	4 WMGM-F	4 WMGM-F	4 WMGM-F	4 WMGM-F	3 WPUR-F <	4 WPUR-F	4 WMGM-F <	4 WZBZ-FF <	4 WFPG-F <	4 WPUR-F
2 WZXL-F >>	4 WFPG-F	4 WFPG-F	5 WZXL-F <	5 WTKU-F <	5 WAYV-F <	5 WMGM-F	5 WPUR-F <	5 WPUR-F <	5 WZXL-F <	5 WZBZ-FF
	4 WZXL-F	6 WZXL-F	6 WZBZ-FF <	6 WZXL-F <	6 WOND <	6 WJSE-F	6 WONO <	6 WMGM-F <	6 WUSL-F	5 WTKU-F
		7 WPUR-F	7 WKOE-F	7 WZBZ-FF	7 WMID	6 WTKU-F <	7 WZBZ-FF	7 WTKU-F	7 WPUR-F	7 WZXL-F <
		7 WKOE-F	8 WJSE-F	8 WKOE-F	8 WMGM-F <	8 WZXL-F	8 WTKU-F	8 WZXL-F	8 WTKU-F	8 WMGM-F
		9 WJSE-F	8 WPUR-F	8 WPUR-F	9 WCMC	8 WOND	8 WZXL-F	9 WOND	8 WEMG-F	9 WMID
								9 WKOE-F <		9 WCMC >

Wom 18-24	Wom 18-34	Wom 25-34	Wom 18-49	Wom 25-54	Men 18-24	Men 18-34	Men 25-34	Men 18-49	Men 25-54	12+ Ovrnite
1 WZBZ-FF	1 WAYV-F >	1 WAYV-F >	1 WAYV-F	1 WFPG-F	1 WZBZ-FF >	1 WZBZ-FF	1 WAYV-F	1 WMGM-F <	1 WMGM-F <	1 WTTH-FF
1 WAYV-F	2 WZBZ-FF	2 WFPG-F	2 WTTH-FF	2 WAYV-F	2 WZXL-F >	2 WAYV-F	1 WTTH-FF	2 WZXL-F <	2 WTTH-FF	2 WPHT >>
3 WTTH-FF >	2 WTTH-FF	3 WTTH-FF	2 WFPG-F >	3 WTTH-FF >>	3 WMGM-F >>	2 WZXL-F	1 WJSE-F	3 WAYV-F <	3 WAYV-F	
4 WPUR-F	2 WFPG-F >	4 WZBZ-FF	4 WZBZ-FF	4 WKOE-F	4 WMGM-F	1 WZBZ-FF	4 WTTH-FF	4 WTTH-FF	4 WZXL-F	
4 WMGM-F >	5 WKOE-F	4 WKOE-F >	5 WKOE-F	5 WZBZ-FF	4 WJSE-F	5 WZBZ-FF	5 WMGM-F >	4 WZBZ-FF	5 WTKU-F	
	6 WPUR-F	6 WPUR-F	6 WPUR-F	5 WTKU-F	4 WTTH-FF	4 WTTH-FF	6 WJSE-F >	5 WJSE-F	5 WJSE-F	
	6 WUSL-F >	6 WUSL-F	7 WCZT-F	5 WPUR-F	7 WKOE-F	7 WKOE-F		7 WZBZ-FF	7 WPUR-F	
		6 WZXL-F >>	7 WMGM-F	8 WUSL-F	7 WUSL-F	7 WUSL-F		8 WPUR-F	8 WPUR-F	
				8 WCZT-F				8 WFPG-F		

ATLANTIC CITY-CAPE MAY

Other Rated Stations				Metro Share	Cume Rating	TSA AQH Cume
WCZT-F	AC	94.3	Avalon	1.7	2.8	8 81
WFPG	T	1450	Atlantic City	1.3	3.8	6 110
WSAX-F	J	102.3	Cape May	0.6	1.7	3 82
WWZK-F	CL AOR	98.7	Villas	1.5	3.1	7 90

Other Rated Stations—Outside Market				Metro Share	Cume Rating	TSA AQH Cume
KYW	N	1060	Philadelphia	1.1	4.1	6 154
WABC	T	770	New York	0.9	1.7	4 72
WBEB-F	AC	101.1	Philadelphia	0.9	4.4	16 353
WDAS-F	BIAC	105.3	Philadelphia	0.4	1.0	4 100
WEJM-F	B/O	95.7	Philadelphia	0.4	1.1	2 82
WEMG-F	SP-TP	104.9	Egg Harbor, NJ	1.7	3.2	17 205
WFAN	SPRTS	660	New York	0.6	1.0	6 53
WIOQ-F	CHR	102.1	Philadelphia	1.3	7.9	18 486
WIP	SPRTS	610	Philadelphia	1.1	3.9	9 185
WKXW-F	T	101.5	Trenton, NJ	0.6	2.9	16 348
WLCE-F	CL HITS	104.5	Philadelphia	0.4	1.7	7 163
WMGK-F	CL HITS	102.9	Philadelphia	0.4	1.4	8 110
WMMR-F	AOR	93.3	Philadelphia	1.3	4.5	11 290
WOGL-F	O	98.1	Philadelphia	1.1	4.0	29 405
WOR	T	710	New York	0.4	1.6	2 57
WPHT	T	1210	Philadelphia	0.9	2.6	5 94
WPLY-F	CHR-NR	100.3	Media, PA	0.4	2.8	8 241
WSNJ-AF	VA	107.7	Bridgeton, NJ	0.4	1.2	15 192
WWDB-F	T	96.5	Philadelphia	0.6	2.2	6 171
WXTU-F	C	92.5	Philadelphia	1.7	4.1	15 236
WYSP-F	TC/L AOR	94.1	Philadelphia	0.6	3.1	14 332

Consolidation Report	12+	25-54	Revenue
Citadel WFPG-AM, WFPG-FM, WKOE-FM, WPUR-FM	17.6 %	18.4 %	%
Green Group WGYM-AM, WMGM-FM, WOND-AM, WTKU-FM	12.2 %	12.6 %	%
Local WCZT-FM, WWZK-FM	3.2 %	4.4 %	%
Margate WBNJ-FM, WGBZ-FM, WMID-AM, WSAX-FM, WTTH-FM, WZBZ-FM	17.1 %	16.2 %	%
WAYV WAYV-FM, WCMC-AM, WZXL-FM	15.5 %	15.7 %	%
	65.6 %	67.3 %	%

Format Performance	AM	FM	Total	%	Yr. Ago
AC	0 (0)	104 (5)	104 (5)	24.6 %	24.1 %
AOR/Classic/NR	0 (0)	46 (5)	46 (5)	10.9 %	11.4 %
Black/Urban	0 (0)	54 (5)	54 (5)	12.8 %	9.2 %
CHR	0 (0)	31 (4)	31 (4)	7.3 %	4.2 %
Classical	0 (0)	0 (0)	0 (0)	0.0 %	0.0 %
Country	0 (0)	33 (2)	33 (2)	7.8 %	9.4 %
Full Service	0 (0)	0 (0)	0 (0)	0.0 %	0.0 %
Hispanic	0 (0)	8 (1)	8 (1)	1.9 %	2.2 %
Jazz	0 (0)	3 (1)	3 (1)	0.7 %	4.5 %
News/Talk	37 (6)	18 (3)	55 (9)	13.0 %	13.9 %
Oldies	0 (0)	50 (5)	50 (5)	11.8 %	11.7 %
Others/Unknown	0 (1)	2 (1)	2 (2)	0.5 %	0.5 %
Religion/Gospel	0 (0)	0 (0)	0 (0)	0.0 %	0.5 %
Soft AC	0 (0)	0 (0)	0 (0)	0.0 %	0.0 %
Sports	8 (2)	0 (0)	8 (2)	1.9 %	2.0 %
Standards/EZ	28 (2)	0 (0)	28 (2)	6.6 %	6.5 %
Totals	73 (11)	349 (32)	422 (43)		

AM Stations

WCMC	1230	1 kw	Standards	ABC	\$<20.00	D&R	WAYV-F	Wildwood
WMID	1340	0.89 kw	Standards	Westwd, ABC	\$<20.00	D&R	WTTH-F	Atlantic City
WOND	1400	1 kw	Talk	ABC, Westwd	\$<20.00	Mc-Guild	Green	Pleasantville

FM Stations

WAYV	95.1	50 kw @ 331	AC/CHR	\$40.00	Katz		Atlantic City	
WBNJ	93.1	3.3 kw @ 292	Simul. WTTH-F			WTTH-F	Wildwood Crest	
WBSS	97.3	50 kw @ 466	Talk (WKXW-101.5)	\$ NA	Christal	Press	Millville	
WFPG	95.9	50 kw @ 360	AC	\$52.00	Eastman	Citadel	Atlantic City	
WJSE	102.7	3.3 kw @ 295	AOR-New Rock	\$ NA	Allied		Petersburg	
WKOE	106.3	3 kw @ 310	Modern AC	ABC	\$21.00	Eastman	Citadel	Ocean City
WMGM	103.7	50 kw @ 348	Classic Hits	\$25.00	Mc-Guild	Green	Atlantic City	
WPUR	107.3	13.5 kw @ 449	Country	\$ NA	Eastman	Citadel	Atlantic City	
WTKU	98.3	3 kw @ 328	Oldies	Westwd	\$21.00	Mc-Guild	Green	Ocean City
WTTH	95.1	2.3 kw @ 371	Black AC	ABC	\$24.00	D&R		Margate
WZXL	100.7	38 kw @ 350	AOR	\$42.00	Katz	WAYV-F	Wildwood	

Notes: No station revenue data are available . . . 3/00 the WZBZ-F calls moved from 105.5 to 99.3 (ex-WSAX-F); the 105.5 became WGBZ-F . . . 3/00 WJSX-F changed calls to WSAX-F; remains Jazz

AUGUSTA, GA

Arbitron Rank 114 Pop (12+)	375,200	Stations	24 / 22	Last Year's Revenue:	\$16,800,000
MSA Rank:	111	Diaries:	876 / 428:1 / 52.5%	Household Income:	\$38,694
MSA Pop:	463,000	Sample Target:	850	Total Retail Sales:	\$4.3 Bil.
DMA:	111	% Below Line:	1.9	#1 Biller:	WKXC-F \$2,700,000
Average Persons Rating:	13.9	% Not Listed:	16.9	#1 Billing Portfolio	
Market TSL in Hours	19.00	Pop per Station:	17,055	Clear Channel, pend.	\$5,770,000

12+ Metro	Format	Spring 00 1/4 Share	Fall 99	Spq 99	Fall 98	Spq 98	12+ Metro Cume / Rtg	Fall 99	Spq 99	12+ TSA AQH / Cume	Revenue Level	
1	WKXC-F	C	49 / 9.4	8.2	7.9	6.8	684 / 18.2	18.5	18.2	55 / 855	D	WKXC-F
2	WBBO-F	AC	38 / 7.3	7.8	6.8	7.7	714 / 19.0	16.7	16.7	45 / 854	D	WBBO-F
2	WZNY-F	CHR	38 / 7.3	8.0	8.7	6.6	755 / 20.1	20.4	20.0	48 / 897	C	WZNY-F
4	WPRW-F	B	37 / 7.1	6.1	3.8	4.7	566 / 15.1	13.2	10.0	52 / 757	B	WPRW-F
5	WGAC	T/N	32 / 6.1	6.4	6.4	5.4	432 / 11.5	15.6	11.7	34 / 452	C	WGAC
6	WFXA-F	B	30 / 5.8	7.8	10.7	14.0	657 / 17.5	19.6	24.0	31 / 699	C	WFXA-F
7	WEKL-F	CL AOR	27 / 5.2	4.3	3.6	5.0	470 / 12.5	11.1	10.8	29 / 515	B	WEKL-F
8	WCHZ-F	AOR	25 / 4.8	4.5	3.4	1.1	342 / 9.1	10.2	10.1	27 / 382	A	WCHZ-F
9	WSLT-F	SAC	23 / 4.4	3.0	3.6	5.2	382 / 10.2	10.1	9.6	23 / 394	B	WSLT-F
10	WGOR-F	O	20 / 3.8	3.2	4.0	3.6	347 / 9.2	8.4	9.2	21 / 385	B	WGOR-F
11	WIIZ-F	B	18 / 3.5	3.7	4.3	3.9	364 / 9.7	9.7	12.4	27 / 526	B	WIIZ-F
12	WAKB-F	B/A/C	17 / 3.3	3.7	4.9	3.2	273 / 7.3	9.6	11.8	21 / 366	B	WAKB-F
13	WKSP-F	B/O	15 / 2.9	3.0	2.8	3.9	227 / 6.1	7.9	8.1	20 / 284	B	WKSP-F
14	WAJY-F	ST	14 / 2.7	2.5	2.1	1.6	202 / 5.4	5.4	4.4	15 / 222	A	WAJY-F
15	WTHB	B/G	12 / 2.3	4.1	2.6	3.4	143 / 3.8	5.0	4.5	12 / 143	A	WTHB
16	WKZK	B/G	10 / 1.9	2.7	1.7	1.4	121 / 3.2	3.9	3.2	10 / 121	A	WKZK

12+ FM Share (Metro): 85.68% (371 of 433) (Spring 99: 86.41%)

Teens	18-34	18-49	25-49	25-54	35+	12+ AMD	12+ Mid	12+ PMD	12+ Eve	12+ Wknd
1 WPRW-F	1 WZNY-F	1 WKXC-F	1 WKXC-F	1 WKXC-F	1 WKXC-F <	1 WKXC-F	1 WKXC-F <	1 WKXC-F	1 WZNY-F <	1 WKXC-F
2 WZNY-F >>	2 WCHZ-F	2 WZNY-F	2 WBBO-F	2 WBBO-F	2 WBBO-F	2 WPRW-F	2 WBBO-F <	2 WZNY-F	2 WFXA-F	2 WZNY-F
3 WFXA-F >>	2 WFXA-F	2 WBBO-F	3 WZNY-F	3 WSLT-F	2 WGAC >	3 WBBO-F	3 WGAC	3 WBBO-F <	2 WPRW-F	3 WPRW-F
4 WKXC-F	4 WEKL-F <	3 WEKL-F	3 WEKL-F <	4 WSLT-F <	4 WEKL-F <	4 WEKL-F <	4 WSLT-F	4 WPRW-F <	4 WBBO-F <	4 WFXA-F
5 WPRW-F <	5 WPRW-F <	5 WSLT-F <	5 WZNY-F	5 WGOR-F	5 WGOR-F	5 WZNY-F	5 WZNY-F <	5 WFXA-F <	5 WKXC-F	5 WBBO-F <
6 WEKL-F	6 WCHZ-F	6 WPRW-F <	6 WPRW-F <	6 WAJY-F <	6 WGAC	6 WEKL-F	6 WEKL-F	6 WGAC <	6 WIIZ-F	6 WCHZ-F <
7 WIIZ-F	6 WFXA-F	7 WAKB-F <	7 WAKB-F <	7 WAKB-F	7 WSLT-F <	7 WSLT-F <	6 WPRW-F	7 WEKL-F	6 WCHZ-F	7 WGAC
	8 WSLT-F	8 WCHZ-F	8 WFXA-F <	7 WEKL-F	8 WFXA-F <	8 WFXA-F <	8 WGOR-F	8 WGOR-F	8 WCHZ-F	8 WGAC <
	9 WIIZ-F <	8 WFXA-F	9 WKSP-F	7 WKSP-F <	9 WAKB-F	8 WCHZ-F	9 WIIZ-F <	9 WAKB-F	9 WAKB-F	8 WIIZ-F
		10 WKSP-F	9 WCHZ-F	10 WPRW-F	10 WCHZ-F <	8 WFXA-F >	10 WSLT-F <	10 WKSP-F	8 WGOR-F	8 WGOR-F
		10 WIIZ-F								

Wom 18-24	Wom 18-34	Wom 25-34	Wom 18-49	Wom 25-54	Men 18-24	Men 18-34	Men 25-34	Men 18-49	Men 25-54	12+ Ovrnite
1 WKXC-F	1 WZNY-F	1 WZNY-F	1 WKXC-F	1 WBBO-F <	1 WCHZ-F	1 WCHZ-F	1 WCHZ-F	1 WEKL-F	1 WEKL-F <	1 WBBO-F
2 WZNY-F	2 WKXC-F	2 WFXA-F	2 WBBO-F	2 WKXC-F	2 WZNY-F	2 WZNY-F	2 WIIZ-F	2 WCHZ-F	2 WKXC-F	2 WKXC-F
2 WFXA-F	3 WFXA-F	3 WKXC-F	3 WZNY-F	3 WSLT-F	2 WEKL-F >	2 WEKL-F >	2 WZNY-F	3 WKXC-F <	3 WCHZ-F	3 WPRW-F
4 WPRW-F	4 WPRW-F >	4 WPRW-F >	4 WFXA-F <	4 WZNY-F	4 WPRW-F	4 WIIZ-F	2 WEKL-F	4 WZNY-F	4 WAKB-F	4 WZNY-F
5 WCHZ-F >	5 WBBO-F	5 WSLT-F	5 WSLT-F	5 WFXA-F	4 WFXA-F >>>	4 WFXA-F	5 WKXC-F	4 WPRW-F	4 WBBO-F	4 WFXA-F
	6 WIIZ-F	5 WPRW-F >>	6 WPRW-F	6 WPRW-F	6 WPRW-F	6 WPRW-F	6 WFXA-F >	6 WIIZ-F	6 WKSP-F	6 WKSP-F
	6 WCHZ-F	7 WKSP-F	7 WAKB-F	7 WAKB-F	7 WKXC-F >	7 WKXC-F >	6 WAKB-F	6 WAKB-F	6 WGAC	6 WGAC
		7 WIIZ-F	8 WKSP-F	8 WTHB			6 WBBO-F	6 WIIZ-F	6 WBBO-F	6 WIIZ-F
							6 WFXA-F	6 WPRW-F	6 WPRW-F	6 WPRW-F

Other Rated Stations	Metro Share	Cume Rating	TSA AQH Cume	Other Rated Stations--Outside Market	Metro Share	Cume Rating	TSA AQH Cume
WAEF-F	8/0	92.3	Evans	0.8	3.1	7	166
WBBO	SPRTS	1340	Augusta	1.0	1.9	5	80
WKXS-F	O	92.7	Johnston, SC	0.6	1.9	3	75
WRDW	T/SPRTS	1480	Augusta	0.6	2.9	3	110
WTHO-F	C	101.7	Thomson	0.6	2.4	5	148
WCOS-F	C	97.5	Columbia, SC	1.5	2.7	15	174
WMFX-F	CL AOR	102.3	St. Andrews, SC	0.4	1.0	2	46

AUGUSTA, GA

Consolidation Report	12+	25-54	Revenue	Format Performance	AM	FM	Total	%	Yr. Ago
Beasley WAJY-FM, WCHZ-FM, WGAC-AM, WGOR-FM, WRDW-AM, WRFN-FM	18.0 %	12.3 %	17.7 %	AC	0 (0)	38 (1)	38 (1)	8.8 %	8.0 %
Clear Channel, pend. WBQQ-AM, WBQQ-FM, WEKL-FM, WGUS-AM, WKSP-FM, WPRW-FM, WZNY-FM	30.8 %	30.9 %	34.3 %	AOR/Classic/NR	0 (0)	54 (3)	54 (3)	12.5 %	8.7 %
GHB WKXC-FM, WSLT-FM	13.8 %	16.6 %	20.2 %	Black/Urban	0 (0)	121 (7)	121 (7)	27.9 %	30.3 %
Radio One WAEG-FM, WAEJ-FM, WAKB-FM, WFXA-FM, WTHB-AM	12.2 %	12.7 %	16.9 %	CHR	0 (0)	38 (1)	38 (1)	8.8 %	10.2 %
				Classical	0 (0)	0 (0)	0 (0)	0.0 %	0.0 %
				Country	0 (0)	60 (3)	60 (3)	13.9 %	16.5 %
				Full Service	0 (0)	0 (0)	0 (0)	0.0 %	0.0 %
				Hispanic	0 (0)	0 (0)	0 (0)	0.0 %	0.0 %
				Jazz	0 (0)	0 (0)	0 (0)	0.0 %	1.3 %
				News/Talk	35 (2)	0 (0)	35 (2)	8.1 %	8.5 %
				Oldies	0 (0)	23 (2)	23 (2)	5.3 %	4.7 %
				Others/Unknown	0 (0)	0 (0)	0 (0)	0.0 %	0.0 %
				Religion/Gospel	22 (2)	0 (0)	22 (2)	5.1 %	5.1 %
				Soft AC	0 (0)	23 (1)	23 (1)	5.3 %	4.2 %
				Sports	5 (1)	0 (0)	5 (1)	1.2 %	0.0 %
				Standards/EZ	0 (0)	14 (1)	14 (1)	3.2 %	2.4 %
				Totals	62 (5)	371 (19)	433 (24)		

AM Stations

Station	Freq	Power	Format	Company	City
WGAC	580	5 kw/1 kw (DA-N)	Talk/News	CBS, Westwd	Augusta
WKZK	1600	0.5 kw (Days)	Black Gospel	AURN	N. Augusta, SC
WTHB	1550	0.5 kw/0.011 kw	Black Gospel	ABC	Augusta

FM Stations

Station	Freq	Power	Format	Company	City
WAJY	102.7	3 kw @ 328	Standards	Westwd, CBS	New Ellenton, SC
WAKB	96.9	0.75 kw @ 1364	Black AC	ABC	Wrens
WBBO	104.3	100 kw @ 1000	AC	ABC	Augusta
WCHZ	95.1	5.7 kw @ 538	AOR	Westwd	Harlem
WEKL	102.3	1.5 kw @ 666	Classic AOR		Augusta
WFXA	103.1	3 kw @ 456	Black	CBS, ABC	Augusta
WGOR	93.9	13 kw @ 456	Oldies		Martinez
WIIZ	97.9	50 kw @ 433	Black		Blackville
WKSP	96.3	15 kw @ 889	Black Oldies		Aiken, SC
WKXC	99.5	23 kw @ 728	Country		Aiken, SC
WPRW	107.7	50 kw @ 476	Black		Martinez
WSLT	98.3	2.8 kw @ 485	Soft AC		Clearwater, SC
WZNY	105.7	100 kw @ 1217	CHR	Westwd	Augusta

Notes: 8/00 WBQQ-AF, WEKL-F, WGUS, WKSP-F, WPRW-F and WZNY-F sold by Cumulus to Clear Channel (price NA)

AUSTIN

Arbitron Rank: 49 **Pop (12+):** 930,000
MSA Rank: 51
MSA Pop: 1,160,000
DMA: 62
Average Persons Rating: 14.8
Market TSL in Hours: 19.75

Stations: 28 / 24
Diaries: 1,987 / 468:1 / 47.8%
Sample Target: 2,030
% Below Line: 2.2
% Not Listed: 19.9
Pop per Station: 38,750

Last Year's Revenue: \$76,400,000
Household Income: \$47,837
Total Retail Sales: \$13.8 Bil.
#1 Biller: KASE-F \$10,450,000
#1 Billing Portfolio: Clear Channel \$29,775,000

12+ Metro	Format	Spring 00 1/4 Share	Win 00	Fall 99	Sum 99	Spg 99	4-Book Avg.	12+ Metro Cume / Rtg.	Fall 99	Spg 99	12+ TSA AQH / Cume	Revenue Level	
1	KASE-F	112 / 8.1	8.1	7.7	8.2	8.4	8.0	1721 / 18.5	15.3	18.6	129 / 1975	I	KASE-F
2	KOBT-F	108 / 7.8	6.1	6.7	8.1	6.9	7.2	1469 / 15.8	16.0	15.0	121 / 1760	E	KOBT-F
3	KAMX-F	82 / 5.9	4.4	5.6	5.6	5.2	5.4	1722 / 18.5	17.3	17.2	91 / 1932	G	KAMX-F
4	KEYI-F	67 / 4.9	4.2	3.9	3.2	3.6	4.0	1148 / 12.3	10.7	9.8	79 / 1384	E	KEYI-F
5	KHFI-F	65 / 4.7	3.5	4.6	5.0	5.0	4.5	1703 / 18.3	19.1	18.8	76 / 1952	F	KHFI-F
5	KVET-F	65 / 4.7	3.7	4.5	5.0	5.5	4.5	1089 / 11.7	11.7	13.6	75 / 1245	G	KVET-F
5	KROX-F	AOR-NR	5.0	3.7	4.2	5.1	4.4	1327 / 14.3	13.1	13.3	67 / 1410	E	KROX-F
8	KLBJ	N/T	4.7	4.3	5.8	5.5	4.9	1078 / 11.6	12.0	13.7	73 / 1244	G	KLBJ
9	KKMJ-F	SAC	5.3	5.3	5.0	5.5	5.0	1238 / 13.3	14.2	14.7	68 / 1351	H	KKMJ-F
10	KFMK-F	B/O	3.4	3.9	3.7	2.8	3.7	949 / 10.2	8.7	8.7	55 / 985	O	KFMK-F
11	KGSR-F	AOR-P	4.9	4.3	4.6	3.4	4.4	873 / 9.4	9.1	9.8	54 / 894	E	KGSR-F
12	KLBJ-F	AOR	4.1	4.3	5.4	4.6	4.4	1162 / 12.5	11.7	13.7	58 / 1278	H	KLBJ-F
13	KPEZ-F	CL AOR	2.2	2.9	3.4	3.5	2.9	1104 / 11.9	10.2	11.0	47 / 1160	F	KPEZ-F
14	KLNC-F	C	1.6	2.1	1.9	2.1	1.9	642 / 6.9	7.2	6.4	45 / 950	B	KLNC-F
15	KQQA	SP-VA	1.4	1.2	1.1	0.6	1.4	217 / 2.3	2.2	1.0	24 / 217	A	KQQA
16	KVET	SPRFS	2.1	2.0	1.7	1.0	1.8	354 / 3.8	6.8	3.4	22 / 376	C	KVET
16	KELG	SP-C	2.1	2.2	1.1	1.0	1.7	262 / 2.8	3.2	2.4	21 / 265	C*	KELG
18	KAHK-F	CL HITS	1.4	0.8	0.8	0.9	1.1	398 / 4.3	4.0	3.2	29 / 615		KAHK-F
19	KJFK-F	T	2.4	1.9	1.5	2.4	1.8	402 / 4.3	4.8	6.2	31 / 613	C	KJFK-F
20	KJCE	B/AC	1.5	1.3	1.1	0.7	1.3	278 / 3.0	2.2	1.7	17 / 294	A	KJCE

12+ FM Share (Metro): 84.54% (935 of 1106) (Spring 99: 84.13%)

Teens	18-34	18-49	25-49	25-54	35+	12+ AMD	12+ Mid	12+ PMD	12+ Eve	12+ Wknd
1 KOBT-F	1 KOBT-F >	1 KOBT-F <	1 KAMX-F <	1 KASE-F <	1 KASE-F	1 KASE-F	1 KASE-F	1 KOBT-F <	1 KOBT-F >	1 KOBT-F >
2 KHFI-F	2 KAMX-F <	2 KASE-F <	2 KASE-F	2 KAMX-F >	2 KEYI-F <	2 KVET-F <	2 KAMX-F <	2 KASE-F	2 KROX-F	2 KASE-F
3 KROX-F >>>	3 KASE-F	3 KAMX-F >	3 KGSR-F	3 KFMK-F	3 KLBJ <	3 KAMX-F	3 KLBJ	3 KAMX-F	2 KHFI-F >	3 KHFI-F <
4 KASE-F	4 KROX-F	4 KGSR-F <	3 KOBT-F <	3 KVET-F	4 KVET-F	4 KOBT-F	4 KOBT-F	4 KROX-F <	4 KASE-F >	4 KEYI-F <
5 KHFI-F <	5 KHFI-F <	5 KROX-F <	5 KLBJ-F	3 KGSR-F	5 KKMJ-F	5 KLBJ <	5 KKMJ-F <	5 KHFI-F <	5 KGSR-F	5 KROX-F <
6 KLBJ-F	6 KLBJ-F	6 KLBJ-F	6 KFMK-F	3 KOBT-F <	6 KFMK-F	6 KEYI-F <	6 KEYI-F <	6 KEYI-F <	5 KPEZ-F <	6 KGSR-F <
7 KGSR-F	7 KVET-F <	6 KVET-F <	7 KLBJ-F <	7 KGSR-F <	7 KGSR-F <	7 KLBJ-F <	7 KFMK-F <	7 KKMJ-F <	7 KKMJ-F	7 KVET-F <
7 KPEZ-F <	8 KFMK-F <	8 KLBJ	8 KKMJ-F <	8 KAMX-F	8 KKMJ-F <	8 KAMX-F	8 KKMJ-F <	8 KVET-F	8 KFMK-F <	8 KKMJ-F
9 KQQA	9 KPEZ-F <	8 KPEZ-F <	9 KEYI-F	9 KPEZ-F <	9 KPEZ-F <	9 KHFI-F	9 KROX-F <	9 KGSR-F <	9 KEYI-F	8 KAMX-F
10 KKMJ-F <	10 KHFI-F	10 KROX-F	9 KLBJ <	10 KLBJ-F	10 KLBJ-F	10 KFMK-F	10 KLBJ-F <	10 KVET-F <	10 KELG	10 KFMK-F <
						10 KROX-F <		10 KLBJ	10 KFMK-F	

Wom 18-24	Wom 18-34	Wom 25-34	Wom 18-49	Wom 25-54	Men 18-24	Men 18-34	Men 25-34	Men 18-49	Men 25-54	12+ Ovrnite
1 KOBT-F >	1 KOBT-F	1 KAMX-F	1 KAMX-F <	1 KAMX-F <	1 KOBT-F >>	1 KOBT-F >	1 KLBJ-F	1 KOBT-F	1 KVET-F	1 KASE-F >
2 KASE-F	2 KAMX-F	2 KASE-F	2 KASE-F	2 KASE-F	2 KROX-F >	2 KROX-F	1 KAMX-F <	2 KLBJ-F	2 KLBJ-F <	2 KHFI-F <
2 KHFI-F >	2 KASE-F >	3 KOBT-F >	3 KOBT-F >	3 KFMK-F	3 KASE-F	3 KAMX-F <	3 KROX-F	2 KASE-F <	3 KASE-F	3 KOBT-F >
4 KAMX-F >	4 KHFI-F	4 KKMJ-F	4 KFMK-F	4 KKMJ-F	4 KHFI-F >	4 KLBJ-F	3 KOBT-F	4 KVET-F	3 KLBJ	4 KKMJ-F
5 KKMJ-F	5 KKMJ-F <	5 KHFI-F	4 KGSR-F <	5 KGSR-F <	5 KAMX-F	5 KASE-F	5 KPEZ-F	4 KROX-F	3 KPEZ-F <	4 KPEZ-F
5 KROX-F	6 KROX-F	5 KLBJ-F	6 KHFI-F <	6 KOBT-F	6 KPEZ-F	6 KASE-F	6 KASE-F	6 KAMX-F	6 KAMX-F	4 KROX-F <
7 KGSR-F	7 KGSR-F	5 KROX-F	7 KKMJ-F >	7 KEYI-F	7 KQQA	7 KQQA	6 KVET-F	6 KPEZ-F	7 KOBT-F	
	8 KELG	8 KQQA	8 KROX-F <	8 KHFI-F	8 KVET-F	6 KQQA	8 KLBJ <	8 KROX-F	8 KROX-F	
	8 KLBJ-F	8 KGSR-F	9 KLBJ-F	9 KLBJ-F	8 KHFI-F <	9 KGSR-F	9 KGSR-F	9 KGSR-F	8 KGSR-F <	
	8 KLNC-F		10 KEYI-F <	10 KLBJ <	10 KGSR-F		10 KEYI-F	10 KEYI-F	10 KEYI-F	

Other Rated Stations				Metro Share	Cume Rating	TSA AQH Cume	Other Rated Stations--Outside Market				Metro Share	Cume Rating	TSA AQH Cume
KIXL	REL	970	Del Valle	0.7	2.2	9 227	KBAE-F	C/O	104.9	Marble Falls	0.4	0.6	11 108
KKLB-F	SP-TJ	92.5	Elgin	0.7	2.3	10 218	KSMG-F	AC	105.9	Seguin	0.4	1.3	5 151
KQQQ-F	SP-VA	92.1	Hutto	0.8	2.5	12 247	KXTN-F	SP-TJ	107.5	San Antonio	1.0	2.1	15 218
KTZX	SP-C	1560	W. Lake Hills	0.7	1.8	10 168	WOAI	N/T	1200	San Antonio	0.4	1.7	16 333

AUSTIN

Consolidation Report	12+	25-54	Revenue	Format Performance	AM	FM	Total	%	Yr. Ago
CBS/Infinity KAMX-FM, KJCE-AM, KKMJ-FM, KOBT-FM	19.4 %	18.7 %	22.9 %	AC	0 (0)	87 (2)	87 (2)	7.9 %	6.4 %
Clear Channel KASE-FM, KFMK-FM, KHFI-FM, KPEZ-FM, KVET-AM, KVET-FM	26.2 %	26.4 %	39.0 %	AOR/Classic/NR	0 (0)	214 (4)	214 (4)	19.3 %	20.5 %
Local KELG-AM, KFON-AM, KCLB-FM, KTXZ-AM	2.9 %	2.8 %	2.0 %	Black/Urban	16 (1)	54 (1)	70 (2)	6.3 %	4.3 %
Radio Austin Mgmt. KGSR-FM, KLBJ-AM, KLBJ-FM, KLNC-FM, KROX-FM	18.7 %	20.2 %	27.6 %	CHR	0 (0)	173 (2)	173 (2)	15.6 %	15.1 %
				Classical	0 (0)	0 (0)	0 (0)	0.0 %	0.0 %
				Country	0 (0)	208 (4)	208 (4)	18.8 %	19.7 %
				Full Service	0 (0)	0 (0)	0 (0)	0.0 %	0.0 %
				Hispanic	55 (3)	35 (3)	90 (6)	8.1 %	6.8 %
				Jazz	0 (0)	0 (0)	0 (0)	0.0 %	0.0 %
				News/Talk	70 (2)	17 (1)	87 (3)	7.9 %	10.4 %
				Oldies	0 (0)	85 (2)	85 (2)	7.7 %	5.5 %
				Others/Unknown	0 (0)	0 (0)	0 (0)	0.0 %	0.0 %
				Religion/Gospel	9 (1)	0 (0)	9 (1)	0.8 %	2.4 %
				Soft AC	0 (0)	62 (1)	62 (1)	5.6 %	6.8 %
				Sports	21 (1)	0 (0)	21 (1)	1.9 %	1.9 %
				Standards/EZ	0 (0)	0 (0)	0 (0)	0.0 %	0.0 %
				Totals	171 (8)	935 (20)	1106 (28)		
	67.2 %	68.1 %	91.5 %						

AM Stations

Station	Freq	Power	Format	AM	FM	Total	%	Yr. Ago
KELG	1440	0.5 kw (DA-2)	Hispanic Contemp.	\$ NA	Caballero	Elgin FM		Elgin
KJCE	1370	5 kw/0.5 kw (DA-2)	Black AC	ABC \$<20.00	Eastman	CBS/Infinity		Rollingwood
KLBJ	590	5 kw/1 kw (DA-N)	News/Talk	ABC, Westwd	\$78.00	Mc-Guild		Radio Austin
KQQA	1530	10 kw (DA, Days)	Hispanic-Regional	\$ NA	Lotus	KQQQ-F		Creedmoor
KVET	1300	5 kw/1 kw (DA-2)	Sports	ABC, CBS, ESPN	\$20.00	Katz		Clear Channel

FM Stations

Station	Freq	Power	Format	AM	FM	Total	%	Yr. Ago
KAHK	107.7	9.1 kw @ 538	Classic Hits	Westwd	\$ NA	Sentry		Simmons
KAMX	94.7	50 kw @ 1308	Modern AC		\$45.00	Eastman		CBS/Infinity
KASE	100.7	100 kw @ 1190	Country		\$190.00	Katz		Clear Channel
KEYI	103.5	100 kw @ 1257	Oldies		\$63.00	Clr Chnl		Secret, pend.
KFMK	105.9	4.5 kw @ 1302	Black Oldies		\$ NA	--		Clear Channel
KGSR	107.1	39 kw @ 499	Progressive AOR		\$56.00	Mc-Guild		Radio Austin
KHFI	96.7	100 kw @ 951	CHR		\$86.00	Clr Chnl		Clear Channel
KJFK	98.9	18.5 kw @ 1814	Talk	Westwd, ABC	\$<20.00	D&R		Shamrock
KKMJ	95.5	95 kw @ 1001	Soft AC		\$102.00	Eastman		CBS/Infinity
KLBJ	93.7	97 kw @ 1050	AOR		\$95.00	Mc-Guild		Radio Austin
KLNC	93.3	100 kw @ 1949	Country		\$ NA	--		Radio Austin
KPEZ	102.3	20 kw @ 686	Classic AOR		\$50.00	Clr Chnl		Clear Channel
KOBT	104.3	48 kw @ 492	CHR/Urban		\$ NA	Eastman		CBS/Infinity
KROX	101.5	100 kw @ 981	AOR - New Rock		\$45.00	Mc-Guild		Radio Austin
KVET	98.1	100 kw @ 686	Country	ABC, AMFM	\$50.00	Katz		Clear Channel

Notes: * KELG revenue level includes KKLB-F revenue . . . 3/00 KBAE-F (104.9; Marble Falls) sold by Maxagrid to Rodriguez for \$7,000,000 (Media Svcs) . . . 4/00 KVET (AM) sold by Clear Channel to Concord Media for \$290,000; this sale was cancelled 7/00 . . . 6/00 Sale of KEYI-F by Clear Channel to Hispanic cancelled due to DOJ objections; the station was sold instead to Secret Communications (price NA) . . . 7/00 KBAE-F changed from Country to Hispanic Regional as KXXS-F . . . 9/00 KJFK-F changed from Talk to Classic Hits as KHHL-F ("The Hill")

BAKERSFIELD

Arbitron Rank: 86 Pop (12+): 444,700
 MSA Rank: 82
 MSA Pop: 663,000
 DMA: 124
 Average Persons Rating: 14.8
 Market TSL in Hours: 20 50

Stations: 34 / 25
 Diaries: 1,405/ 317:1/ 47.4%
 Sample Target: 1,420
 % Below Line: 5.8
 % Not Listed: 14.6
 Pop per Station: 17.788

Last Year's Revenue: \$19,200,000
 Household Income: \$36,490
 Total Retail Sales: \$4.0 Bil.
 #1 Biller: KUZZ-AF \$3,600,000
 #1 Billing Portfolio
 Clear Channel, pend. \$4,550,000

12+ Metro	Format	Spring 00 1/4 Share	Win 00	Fall 99	Sum 99	Spg 99	4-Book Avg.	12+ Metro Cume / Rtg.	Fall 99	Spg 99	12+ TSA AQH / Cume	Revenue Level		
1	KUZZ-AF	C	63 / 9.6	116	118	10.3	11.9	10.8	751 / 16.9	21.5	23.2	70 / 905	E	KUZZ-AF
2	KISV-F	CHR	59 / 9.0	72	7.2	6.4	5.7	7.4	924 / 20.8	17.6	17.9	64 / 1060	C	KISV-F
3	KERN	N/T	45 / 6.8	6.1	5.2	5.5	5.9	5.9	547 / 12.3	13.8	12.6	46 / 561	D	KERN
4	KRAB-F	AOR	38 / 5.8	6.9	5.7	7.2	6.0	6.4	673 / 15.1	14.3	13.0	41 / 710	D	KRAB-F
5	KKXX-F	CHR	37 / 5.6	4.3	4.9	4.3	5.3	4.8	820 / 18.4	17.3	15.5	38 / 860	C	KKXX-F
6	KGFM-F	SAC	34 / 5.2	5.5	4.8	6.4	4.3	5.5	535 / 12.0	10.9	11.2	34 / 548	C	KGFM-F
7	KDFO-F	CL HITS	33 / 5.0	3.2	2.7	3.7	3.1	3.7	443 / 10.0	7.6	6.4	35 / 476	B	KDFO-F
8	KIWI-F	SP-C	30 / 4.6	3.8	3.7	4.0	4.3	4.0	413 / 9.3	8.4	10.0	34 / 455	C	KIWI-F
9	KKDJ-F	O	26 / 3.9	3.1	3.7	3.7	2.9	3.6	492 / 11.1	11.3	9.3	26 / 499	A	KKDJ-F
10	KLLY-F	AC/CHR	20 / 3.0	4.0	5.1	5.3	5.0	4.4	549 / 12.4	15.0	13.0	20 / 554	C	KLLY-F
11	KKBB-F	CL AOR	19 / 2.9	4.3	4.3	3.7	4.0	3.8	359 / 8.1	10.3	9.7	23 / 406	C	KKBB-F
12	KCOO-F	B/O	18 / 2.7	1.5	3.0	3.7	4.1	2.7	299 / 6.7	7.7	8.0	18 / 305	A	KCOO-F
13	KMYX-F	SP-R	17 / 2.6	2.7	0.6	2.4	1.5	2.1	226 / 5.1	2.1	4.6	17 / 226		KMYX-F
14	KRME-F	SP-C	16 / 2.4	1.5	0.7	0.9	1.2	1.4	222 / 5.0	3.0	4.5	16 / 222		KRME-F
15	KSUV-F	SP-R	12 / 1.8	2.1	3.3	2.4	4.7	2.4	182 / 4.1	5.9	8.1	12 / 182	B	KSUV-F
16	KCWR-F	C/O	11 / 1.7	2.6	1.9	2.3	2.4	2.1	180 / 4.1	4.7	6.1	11 / 196	A	KCWR-F

12+ FM Share (Metro): 79.57% (448 of 563) (Spring 99: 81.62%)

Teens	18-34	18-49	25-49	25-54	35+	12+ AMD	12+ Mid	12+ PMD	12+ Eve	12+ Wknd
1 KISV-F >>>	1 KISV-F	1 KISV-F	1 KUZZ-AF <	1 KUZZ-AF	1 KUZZ-AF	1 KUZZ-AF	1 KUZZ-AF	1 KISV-F <	1 KISV-F >>	1 KISV-F
2 KKXX-F	2 KRAB-F	1 KUZZ-AF	2 KDFO-F	2 KDFO-F	2 KGFM-F	2 KERN <	2 KERN >	2 KUZZ-AF >	2 KKXX-F	2 KUZZ-AF >
3 KRAB-F >>>	3 KKXX-F <	3 KRAB-F <	3 KRAB-F <	3 KRAB-F	3 KDJ-F <	3 KISV-F <	3 KDFO-F <	3 KDFO-F <	2 KRAB-F <	3 KIWI-F <
	4 KDFO-F	4 KDFO-F	4 KISV-F	4 KISV-F <	4 KDFO-F	4 KRAB-F <	4 KISV-F <	4 KRAB-F <	4 KERN <	4 KKXX-F
	4 KUZZ-AF	5 KKXX-F	5 KKXX-F <	5 KGFM-F <	5 KIWI-F	5 KKXX-F >	5 KRAB-F <	5 KKXX-F <	5 KGFM-F	5 KDFO-F
	6 KLLY-F	6 KIWI-F	6 KGFM-F <	6 KERN	6 KISV-F <	6 KGFM-F <	6 KGFM-F	6 KERN <	5 KIWI-F	5 KGFM-F <
	6 KIWI-F	7 KGFM-F <	7 KERN	6 KIWI-F	7 KKXX-F	7 KDJ-F	7 KKXX-F	7 KGFM-F <	7 KUZZ-AF >	7 KDJ-F
	8 KGFM-F	8 KLLY-F <	7 KIWI-F	8 KDJ-F	8 KCWR-F	8 KIWI-F <	8 KDJ-F	8 KIWI-F	8 KMYX-F	8 KMYX-F
	8 KMYX-F	9 KCOO-F	8 KKXX-F	8 KRAB-F	9 KDFO-F <	8 KIWI-F <	9 KKBB-F	8 KCOO-F	8 KRAB-F <	8 KRAB-F <
	10 KKBB-F	9 KDJ-F <	10 KKBB-F <	8 KKBB-F	10 KWAC	10 KLLY-F	10 KLLY-F <	10 KLLY-F <	8 KDJ-F <	10 KERN

Wom 18-24	Wom 18-34	Wom 25-34	Wom 18-49	Wom 25-54	Men 18-24	Men 18-34	Men 25-34	Men 18-49	Men 25-54	12+ Ovmit
1 KISV-F >	1 KISV-F <	1 KUZZ-AF	1 KUZZ-AF	1 KUZZ-AF >	1 KISV-F >	1 KRAB-F	1 KRAB-F	1 KRAB-F >	1 KDFO-F	1 KUZZ-AF <
2 KUZZ-AF	2 KUZZ-AF >	2 KLLY-F	2 KISV-F	2 KDFO-F <	2 KIWI-F	2 KISV-F	2 KDFO-F	2 KDFO-F	1 KRAB-F	2 KISV-F
3 KKXX-F	3 KLLY-F	2 KDFO-F	3 KDFO-F	3 KISV-F <	2 KRAB-F >	3 KDFO-F	3 KGFM-F	2 KISV-F <	3 KERN <	3 KKXX-F
4 KLLY-F	3 KKXX-F	2 KISV-F	4 KKXX-F <	4 KGFM-F	4 KMYX-F	3 KIWI-F	4 KKXX-F	4 KIWI-F <	4 KIWI-F	4 KGFM-F
4 KRAB-F >	5 KRAB-F	5 KKXX-F	5 KLLY-F <	5 KLLY-F	4 KKXX-F >	5 KKXX-F	5 KLLY-F	5 KKXX-F	4 KUZZ-AF <	4 KDJ-F
	6 KDFO-F	5 KRAB-F	6 KGFM-F	5 KIWI-F	6 KCOO-F	6 KCOO-F	5 KCOO-F	6 KERN	6 KDJ-F	6 KIWI-F
	7 KMYX-F	7 KGFM-F	7 KIWI-F	5 KKXX-F	6 KKBB-F	6 KGFM-F	5 KISV-F	6 KKBB-F	7 KKXX-F	7 KKXX-F
	7 KRME-F	7 KIWI-F	7 KDJ-F	8 KDJ-F	6 KLLY-F	8 KMYX-F	5 KIWI-F	8 KCOO-F	7 KKBB-F	7 KKBB-F
	9 KIWI-F	7 KMYX-F	7 KRAB-F	9 KRAB-F	6 KSUV-F >>	8 KKBB-F	9 KKBB-F	9 KUZZ-AF	9 KGFM-F	9 KGFM-F
	9 KGFM-F	7 KRME-F >	7 KRME-F	9 KRME-F	8 KLLY-F	9 KUZZ-AF >	9 KUZZ-AF >	9 KCOO-F	9 KISV-F	9 KISV-F
	9 KDJ-F									

Other Rated Stations				Metro Share	Cume Rating	TSA AQH Cume	Other Rated Stations--Outside Market				Metro Share	Cume Rating	TSA AQH Cume
KAFY	SP-R	970	Bakersfield	0.6	1.9	4 83	KBOS-F	CHRU	94.9	Tulare	0.9	4.7	30 751
KBID	ST	1350	Bakersfield	0.6	1.7	4 78	KFI	T	640	Los Angeles	0.8	2.1	5 107
KCHJ	SP-R	1010	Delano	1.1	2.5	8 135	KFRE	SP-NT	940	Fresno	0.6	1.2	6 96
KERI	REL	1180	Wasco	0.6	2.0	6 124	KFRR-F	AOR-NR	104.1	Woodlake	0.6	1.0	32 509
KGEO	T	1230	Bakersfield	1.2	2.8	8 123	KFSO-F	O	92.9	Visalia	0.6	1.1	31 438
KHIS	REL	800	Bakersfield	0.5	1.5	3 65	KLOS-F	AOR	95.5	Los Angeles	0.6	1.7	4 133
KNZR	N/T	1560	Bakersfield	1.2	4.7	9 226	KMJ	N/T	580	Fresno	0.8	1.3	36 361
KWAC	SP	1490	Bakersfield	1.4	2.8	9 125	KSEQ-F	CHRU	97.1	Visalia	0.5	3.1	29 598
							KSO-F	SAC	98.9	Dinuba	0.5	1.5	31 430

BAKERSFIELD

Consolidation Report	12+	25-54	Revenue	Format Performance	AM	FM	Total	%	Yr. Ago
American General KBID-AM, KCOO-FM, KERN-AM, KISV-FM	19.1 %	14.0 %	19.4 %	AC	0 (0)	20 (1)	20 (1)	3.6 %	5.8 %
Buck Owens KCWR-FM, KUZZ-AF	11.3 %	9.7 %	20.5 %	AOR/Classic/NR	0 (0)	65 (4)	65 (4)	11.5 %	12.8 %
Buckley KKBB-FM, KLLY-FM, KNZR-AM	7.1 %	8.4 %	14.3 %	Black/Urban	0 (0)	18 (1)	18 (1)	3.2 %	4.8 %
Clear Channel, pend. KDFO-FM, KKDJ-FM, KKXX-FM, KRAB-FM	20.3 %	22.5 %	23.7 %	CHR	0 (0)	105 (4)	105 (4)	18.7 %	13.6 %
Entravision, pend. KRME-FM, KSUV-AM, KSUV-FM	4.2 %	4.8 %	3.4 %	Classical	0 (0)	0 (0)	0 (0)	0.0 %	0.7 %
Lotus KCHJ-AM, KIWI-FM, KWAC-AM	7.0 %	7.8 %	12.4 %	Country	9 (1)	65 (2)	74 (3)	13.1 %	19.1 %
				Full Service	0 (0)	0 (0)	0 (0)	0.0 %	0.0 %
				Hispanic	24 (4)	75 (4)	99 (8)	17.6 %	16.7 %
				Jazz	0 (0)	0 (0)	0 (0)	0.0 %	3.6 %
				News/Talk	71 (5)	0 (0)	71 (5)	12.6 %	11.9 %
				Oldies	0 (0)	63 (3)	63 (3)	11.2 %	4.8 %
				Others/Unknown	0 (0)	0 (0)	0 (0)	0.0 %	0.0 %
				Religion/Gospel	7 (2)	0 (0)	7 (2)	1.2 %	0.9 %
				Soft AC	0 (0)	37 (2)	37 (2)	6.6 %	5.0 %
				Sports	0 (0)	0 (0)	0 (0)	0.0 %	0.0 %
				Standards/EZ	4 (1)	0 (0)	4 (1)	0.7 %	0.9 %
				Totals	115 (13)	448 (21)	563 (34)		

AM Stations

KERN	1410	1 kw	News/Talk	ABC, Talknt, Westwd	\$43.00	Christal	American General	Bakersfield
KUZZ	550	5 kw (DA-2)	Simul. KUZZ-F					Bakersfield

FM Stations

KCOO	104.3	6 kw @ 305	Black Oldies		\$ NA	K&P	American General	Shafter
KCWR	107.1	6 kw @ 164	Classic Country		\$ NA	Katz	Buck Owens	Bakersfield
KDFO	98.5	50 kw @ 499	Classic Hits		\$ NA	Mc-Guild	Clr Chnl, pend.	Delano
KGFM	101.5	4.8 kw @ 1280	Soft AC		\$33.00	Christal	KGEO	Bakersfield
KISV	94.1	4.8 kw @ 1310	CHR		\$ NA	Christal	American General	Bakersfield
KIWI	92.1	6 kw @ 164	Hispanic Contemp.		\$29.00	Lotus	Lotus	Bakersfield
KKBB	99.3	1.2 kw @ 1345	Classic AOR	Westwd	\$25.00	D&R	Buckley	Bakersfield
KKDJ	105.3	35.4 kw @ 584	Oldies		\$ NA	Mc-Guild	Clr Chnl, pend.	Delano
KKXX	96.5	50 kw @ 499	CHR		\$35.00	Mc-Guild	Clr Chnl, pend.	Bakersfield
KLLY	95.3	12.5 kw @ 463	AC/CHR		\$29.00	D&R	Buckley	Oildale
KMYX	92.5	1.15 kw @ 751	Hispanic-Regional		\$ NA	--		Taft
KRAB	106.1	25 kw @ 328	AOR	CBS, Westwd	\$37.00	Mc-Guild	Clr Chnl, pend.	Greenacre
KRME	97.7	3 kw @ 328	Hispanic Contemp.		\$ NA	Caballero	Entravision, pend.	Shafter
KSUV	102.9	20.5 kw @ 364	Hispanic-Regional		\$21.00	Caballero	Entravision, pend.	McFarland
KUZZ	107.9	6 kw @ 1365	Country		\$75.00	Katz	Buck Owens	Bakersfield

Notes: 3/00 KSMJ-F changed from Jazz to Classic Hits as KDFO-F . . . 4/00 KAFY (970) sold by Hispanic Media Group to Golden Pegasus Financial Group for \$825,000 . . . 8/00 KDFO-F, KHIS (800), KKDJ-F, KKXX-F and KRAB-F sold by Mondosphere to Clear Channel as part of a \$45,000,000 multi-market transaction

BALTIMORE

Arbitron Rank: 20 **Pop (12+):** 2,088,400
MSA Rank: 18
MSA Pop: 2,510,000
DMA: 24
Average Persons Rating: 16.5
Market TSL in Hours: 21.75

Stations: 39 / 19
Diaries: 3,253/ 642:1/ 54.2%
Sample Target: 3,270
% Below Line: 17.5
% Not Listed: 14.0
Pop per Station: 109,916

Last Year's Revenue: \$119,400,000
Household Income: \$53,913
Total Retail Sales: \$23.8 Bil.
#1 Biller: WQSR-F \$15,200,000
#1 Billing Portfolio
 CBS/Infinity \$50,325,000

12+ Metro	Format	Spring 00 1/4 Share	Win 00	Fall 99	Sum 99	Spg 99	4-Book Avg.	12+ Metro Cume / Rtg.	Fall 99	Spg 99	12+ TSA AQH / Cume	Revenue Level	
1	WERQ-F	310 / 9.0	10.1	8.9	8.2	9.6	9.1	3527 / 16.9	17.4	17.9	326 / 3870	I	WERQ-F
2	WWIN-F	247 / 7.2	5.7	6.4	6.5	7.3	6.4	2262 / 10.8	10.6	12.9	247 / 2262	I*	WWIN-F
3	WPOC-F	244 / 7.1	7.5	6.4	7.6	6.6	7.1	2996 / 14.3	13.5	14.1	266 / 3391	I	WPOC-F
4	WBAL	242 / 7.0	6.1	6.1	7.2	6.3	6.6	3438 / 16.5	15.7	16.9	258 / 3742	I	WBAL
5	WQSR-F	183 / 5.3	5.0	5.4	5.4	5.8	5.3	3082 / 14.8	14.1	12.9	199 / 3347	J	WQSR-F
6	WLIF-F	176 / 5.1	5.3	4.8	4.4	5.7	4.9	2394 / 11.5	12.6	11.9	186 / 2569	I	WLIF-F
7	WIYY-F	172 / 5.0	3.8	3.7	3.7	4.0	4.0	2450 / 11.7	11.2	11.3	195 / 2828	H	WIYY-F
8	WWMX-F	162 / 4.7	5.0	4.8	4.8	4.5	4.8	3159 / 15.1	16.2	15.0	167 / 3400	I	WWMX-F
9	WHFS-F	131 / 3.8	2.9	3.8	4.0	4.1	3.6	3011 / 14.4	13.5	13.6	142 / 3274		WHFS-F
10	WXYV-F	124 / 3.6	4.0	3.9	4.1	3.8	3.9	2922 / 14.0	14.2	13.4	137 / 3211	G	WXYV-F
11	WCAO	103 / 3.0	3.5	3.4	2.2	2.4	3.0	1158 / 5.5	6.1	5.2	106 / 1197	D	WCAO
12	WRBS-F	75 / 2.2	1.9	2.0	1.3	1.5	1.8	1139 / 5.5	4.9	3.9	79 / 1216		WRBS-F
13	WOCT-F	67 / 1.9	2.2	2.1	3.6	3.2	2.5	1761 / 8.4	8.4	10.6	76 / 1969	G	WOCT-F
14	WC8M	64 / 1.9	2.4	2.2	2.2	1.9	2.2	1148 / 5.5	6.2	5.6	68 / 1217	D	WC8M
15	WJFK	59 / 1.7	1.9	1.8	1.8	1.6	1.8	911 / 4.4	5.4	4.6	62 / 972	D	WJFK
16	WKYS-F	52 / 1.5	1.5	1.5	1.2	1.2	1.4	1215 / 5.8	6.7	6.3	58 / 1377		WKYS-F
17	WHUR-F	51 / 1.5	1.7	1.4	1.6	1.9	1.5	868 / 4.2	4.5	5.9	54 / 909		WHUR-F
18	WPGC-F	50 / 1.5	2.0	2.1	1.8	1.8	1.8	1713 / 8.2	8.4	8.5	54 / 1933		WPGC-F
19	WZBA-F	42 / 1.2	1.4	0.5	0.9	0.7	1.0	869 / 4.2	2.8	3.2	53 / 1086	C	WZBA-F
19	WWDC-F	42 / 1.2	0.8	1.0	1.0	0.9	1.0	1546 / 7.4	6.7	5.9	51 / 1764		WWDC-F
21	WRQX-F	33 / 1.0	1.4	1.6	1.4	1.2	1.3	1009 / 4.8	5.1	4.7	44 / 1208		WRQX-F

12+ FM Share (Metro): 79.64% (2363 of 2967) (Spring 99: 80.78%)

Teens	18-34	18-49	25-49	25-54	35+	12+ AMD	12+ Mid	12+ PMD	12+ Eve	12+ Wknd
1 WERQ-F >>	1 WERQ-F >	1 WERQ-F <	1 WWIN-F	1 WWIN-F	1 WBAL	1 WBAL <	1 WPOC-F	1 WERQ-F	1 WERQ-F >	1 WERQ-F >
2 WHFS-F	2 WIYY-F	2 WWIN-F	2 WERQ-F <	2 WPOC-F <	2 WWIN-F <	2 WPOC-F <	2 WLIF-F <	2 WBAL <	2 WBAL	2 WWIN-F
3 WXYV-F >>>	3 WHFS-F	3 WIYY-F <	3 WPOC-F <	3 WERQ-F	3 WPOC-F <	3 WERQ-F	3 WERQ-F	3 WPOC-F	3 WWIN-F >	3 WPOC-F <
4 WWMX-F <	4 WPOC-F	4 WWMX-F <	4 WWMX-F <	4 WQSR-F	4 WQSR-F	3 WQSR-F <	3 WWIN-F	3 WWIN-F	4 WHFS-F <	4 WBAL
5 WPOC-F	5 WWMX-F >	5 WIYY-F >	5 WIYY-F <	5 WLIF-F >	5 WWIN-F	5 WBAL <	5 WLIF-F <	5 WLIF-F <	5 WQSR-F	5 WQSR-F
6 WXYV-F <	6 WHFS-F <	6 WBAL <	6 WBAL <	6 WCAO <	6 WIYY-F	6 WIYY-F <	6 WQSR-F <	6 WQSR-F <	6 WPOC-F	6 WXYV-F <
7 WWIN-F >	7 WBAL <	7 WLIF-F	7 WQSR-F <	7 WWMX-F <	7 WWMX-F	7 WWMX-F <	7 WIYY-F <	7 WXYV-F	7 WWMX-F	7 WWMX-F <
8 WKYS-F	8 WXYV-F	7 WQSR-F	8 WLIF-F >	8 WERQ-F	8 WLIF-F	8 WQSR-F >	8 WWMX-F	8 WIYY-F	8 WHFS-F	8 WHFS-F
	8 WLIF-F <	9 WHFS-F <	9 WHFS-F <	9 WIYY-F	9 WCAO <	9 WHFS-F	9 WXYV-F <	9 WWMX-F	9 WWMX-F	8 WIYY-F <
	10 WQSR-F >	10 WXYV-F	10 WXYV-F <		10 WHFS-F	10 WXYV-F <	10 WHFS-F	10 WCAO <	10 WLIF-F	10 WLIF-F

Wom 18-24	Wom 18-34	Wom 25-34	Wom 18-49	Wom 25-54	Men 18-24	Men 18-34	Men 25-34	Men 18-49	Men 25-54	12+ Ovrnite
1 WERQ-F >>	1 WERQ-F >	1 WERQ-F <	1 WERQ-F	1 WWIN-F	1 WIYY-F <	1 WERQ-F <	1 WERQ-F	1 WIYY-F	1 WIYY-F	1 WERQ-F >
2 WXYV-F	2 WPOC-F <	2 WWMX-F <	2 WWIN-F	2 WPOC-F <	2 WERQ-F >	2 WIYY-F >	2 WIYY-F >	2 WERQ-F >	2 WBAL <	2 WBAL <
3 WHFS-F	3 WWMX-F	3 WPOC-F	3 WPOC-F <	3 WWMX-F	3 WHFS-F >	3 WHFS-F >	3 WHFS-F	3 WWIN-F <	3 WWIN-F <	3 WWIN-F
4 WPOC-F >	4 WXYV-F	4 WWIN-F	4 WWMX-F	4 WERQ-F	4 WXYV-F >	4 WWMX-F <	4 WWMX-F	4 WPOC-F <	4 WERQ-F <	4 WPOC-F >
5 WWMX-F	5 WWIN-F	5 WXYV-F <	5 WLIF-F <	5 WLIF-F	5 WPOC-F	5 WWIN-F <	5 WWIN-F <	5 WBAL	5 WPOC-F	5 WIYY-F
5 WWIN-F	6 WHFS-F	6 WHFS-F	6 WXYV-F	6 WQSR-F	5 WKYS-F	6 WPOC-F <	6 WJFK	6 WHFS-F <	6 WQSR-F	6 WQSR-F
	7 WIYY-F	7 WIYY-F	7 WHFS-F	7 WXYV-F	5 WWDC-F	7 WXYV-F <	7 WPOC-F	7 WWMX-F	7 WWMX-F	7 WWMX-F
	8 WLIF-F >	8 WLIF-F >	8 WQSR-F <	8 WBAL <		8 WKYS-F <	8 WKYS-F	8 WQSR-F <	8 WJFK	8 WJFK
		9 WIYY-F <	9 WCAO	9 WHFS-F <		9 WJFK	8 WBAL <	9 WJFK	9 WLIF-F	9 WLIF-F
								10 WXYV-F	10 WOCT-F	9 WHFS-F
										9 WOCT-F >

BALTIMORE

Other Rated Stations				Metro Share	Cume Rating	TSA AQH Cume	
WBGR	B/G	860	Baltimore	0.4	0.9	14	185
WRNR-F	AOR-P	103.1	Grasonville	0.6	2.2	26	500
WWIN	B/G	1400	Baltimore	0.8	2.1	29	437
WWLG	ST	1360	Baltimore	0.9	1.9	31	393

Other Rated Stations--Outside Market				Metro Share	Cume Rating	TSA AQH Cume	
WARW-F	CL AOR	94.7	Bethesda, MD	0.6	2.1	25	597
WASH-F	AC	97.1	Washington	0.6	2.9	23	713
WBIG-F	O	100.3	Washington	0.8	3.3	38	836
WFRE-F	C	99.9	Frederick, MD	0.4	1.3	53	817
WJMO-F	B/O	99.5	Washington	0.6	2.8	22	678
WMAL	FS/T	630	Washington	0.5	2.0	21	488
WMZQ-F	C	98.7	Washington	0.9	3.1	37	770
WTEM	SPRTS	980	Washington	0.5	1.5	19	365
WTOP-AF	N	1500	Washington	0.8	4.5	32	1055
WWMD-F	EZ	104.7	Hagerstown, MD	0.6	1.1	49	588
WWVZ-FF	CHR	104.1	Waldorf, MD	0.3	1.8	35	795
WXCY-F	C	103.7	Havre de Grace, MD	0.4	1.0	28	389

Format Performance	AM	FM	Total	%	Yr. Ago
AC	0 (0)	215 (3)	215 (3)	7.2 %	7.3 %
AOR/Classic/NR	0 (0)	453 (6)	453 (6)	15.3 %	11.6 %
Black/Urban	0 (0)	730 (6)	730 (6)	24.6 %	27.1 %
CHR	0 (0)	136 (2)	136 (2)	4.6 %	4.9 %
Classical	0 (0)	0 (0)	0 (0)	0.0 %	0.0 %
Country	0 (0)	303 (4)	303 (4)	10.2 %	9.5 %
Full Service	18 (1)	0 (0)	18 (1)	0.6 %	0.0 %
Hispanic	0 (0)	0 (0)	0 (0)	0.0 %	0.0 %
Jazz	0 (0)	0 (0)	0 (0)	0.0 %	0.0 %
News/Talk	393 (4)	1 (1)	394 (5)	13.3 %	12.6 %
Oldies	0 (0)	252 (3)	252 (3)	8.5 %	11.6 %
Others/Unknown	0 (0)	0 (0)	0 (0)	0.0 %	0.0 %
Religion/Gospel	146 (3)	75 (1)	221 (4)	7.4 %	6.7 %
Soft AC	0 (0)	176 (1)	176 (1)	5.9 %	6.7 %
Sports	16 (1)	0 (0)	16 (1)	0.5 %	0.4 %
Standards/EZ	31 (1)	22 (1)	53 (2)	1.8 %	1.4 %
Totals	604 (10)	2363 (28)	2967 (38)		

Consolidation Report	12+	25-54	Revenue
CBS/Infinity	20.8 %	27.0 %	42.1 %
WBGR-AM, WBMD-AM, WJFK-AM, WLIF-FM, WQSR-FM, WWMX-FM, WXYV-FM			
Clear Channel	12.0 %	12.8 %	15.2 %
WCAO-AM, WOCT-FM, WPOC-FM			
Radio One	17.0 %	17.3 %	19.3 %
WERQ-FM, WOLB-AM, WWIN-AM, WWIN-FM			
WCBM	2.8 %	5.8 %	2.8 %
WCBM-AM, WWLG-AM			
	52.6 %	62.9 %	79.4 %

AM Stations

WBAL	1090	50 kw (DA-N)	News/Talk	ABC, ESPN	\$170.00	D&R	Hearst	Baltimore
WCAO	600	5 kw (DA-1)	Black Gospel		\$40.00	Eastman	Clear Channel	Baltimore
WCBM	680	10 kw/5 kw (DA-2)	Talk	CBS, Westwd, SBUSA	\$50.00	Katz	WWLG	Baltimore
WJFK	1300	5 kw (DA-2)	Talk	Source, Westwd	\$ NA	CBS	CBS/Infinity	Baltimore

FM Stations

WERQ	92.3	37 kw @ 570	Black/CHR	AP	\$125.00	Allied	Radio One	Baltimore
WIYY	97.9	13.5 kw @ 946	AOR	ABC	\$115.00	D&R	Hearst	Baltimore
WLIF	101.9	13.5 kw @ 960	Soft AC	CNN	\$177.00	Infinity	CBS/Infinity	Baltimore
WOCT	104.3	38 kw @ 459	Classic AOR		\$101.00	Eastman	Clear Channel	Baltimore
WPOC	93.1	16 kw @ 860	Country		\$210.00	Eastman	Clear Channel	Baltimore
WQSR	105.7	50 kw @ 492	Oldies		\$215.00	Christal	CBS/Infinity	Catonsville
WRBS	95.1	50 kw @ 500	Religion	SRN	\$25.00	--		Baltimore
WWIN	95.9	3 kw @ 300	Black AC	Westwd	\$72.00	Allied	Radio One	Glen Burnie
WWMX	106.5	7.4 kw @ 1217	AC		\$205.00	Katz	CBS/Infinity	Baltimore
WXYV	102.7	50 kw @ 437	CHR	Westwd, Source	\$125.00	CBS	CBS/Infinity	Baltimore
WZBA	100.7	15.8 kw @ 861	Classic Hits	ABC	\$ 44.00	Allied	Shamrock	Westminster

Notes: Other ranked stations -- See Washington, DC . . . * WWIN-F revenue level includes WWIN revenue . . . 7/00 WASA (1330; Havre de Grace, MD) sold to Peoples Broadcast Network for \$350,000

BATON ROUGE

Arbitron Rank: 82 Pop (12+): 468,200
MSA Rank: 90
MSA Pop: 584,000
DMA: 95
Average Persons Rating: 14.7
Market TSL in Hours: 19.75

Stations: 28 / 20
Diaries: 1.629/ 287:1/ 49.6%
Sample Target: 1,590
% Below Line: 9.9
% Not Listed: 13.4
Pop per Station: 23,410

Last Year's Revenue: \$26,900,000
Household Income: \$45,873
Total Retail Sales: \$6.3 Bil.
#1 Biller: WYNK-F \$4,750,000
#1 Billing Portfolio
Clear Channel \$11,050,000

12+ Metro	Format	Spring 00 1/4 Share	Win 00	Fall 99	Sum 99	Spg 99	4-Book Avg.	12+ Metro Cume / Rtg.	Fall 99	Spg 99	12+ TSA AQH / Cume	Revenue Level		
1	WEMX-F	B	62 / 9.0	7.3	7.4	10.3	7.8	8.5	859 / 18.3	14.5	15.7	89 / 1268	E	WEMX-F
2	WDGL-F	CL AOR	55 / 8.0	6.1	6.2	5.9	7.0	6.5	976 / 20.8	18.9	19.0	99 / 1791	F	WDGL-F
3	WYNK-F	C	53 / 7.7	9.6	8.0	7.5	8.1	8.2	909 / 19.4	19.9	19.6	97 / 1712	E	WYNK-F
4	KRVE-F	AC	45 / 6.5	7.4	6.5	4.9	6.4	6.3	672 / 14.3	15.6	14.2	50 / 756	D	KRVE-F
5	WXOK	B	43 / 6.2	6.4	4.5	5.4	5.8	5.6	471 / 10.1	8.7	9.7	55 / 614	C	WXOK
6	KOXL-F	B/AC	39 / 5.7	4.2	5.3	5.7	5.7	5.2	647 / 13.8	124.0	12.8	55 / 904	D	KOXL-F
6	WFMF-F	CHR	39 / 5.7	7.0	5.3	5.3	5.7	5.8	974 / 20.8	20.8	21.1	62 / 1858	D	WFMF-F
6	WXCT-F	C	39 / 5.7	4.9	4.5	4.1	5.2	4.8	548 / 11.7	12.0	14.3	60 / 961	D	WXCT-F
9	WTGE-F	B/O	31 / 4.5	3.6	5.3	4.3	3.6	4.4	499 / 10.7	10.2	9.0	44 / 669	B	WTGE-F
10	WJBO	N/T	27 / 3.9	5.3	5.0	5.6	5.8	5.0	505 / 10.8	12.1	12.1	30 / 559	D	WJBO
11	KOOJ-F	O	23 / 3.3	3.1	3.0	4.0	3.6	3.4	414 / 8.8	6.0	9.4	44 / 828	B	KOOJ-F
12	KUMX-F	CHR	22 / 3.2	3.3	4.1	3.5	3.5	3.5	761 / 16.3	17.3	16.4	83 / 1898		KUMX-F
13	WOCK-F	REL-CC	17 / 2.5	2.7	2.4	2.5	2.2	2.5	272 / 5.8	5.9	6.3	22 / 372		WOCK-F
13	WCKW-F	CL HITS	17 / 2.5	1.9	2.1	2.5	2.3	2.2	381 / 8.1	7.7	9.2	38 / 814		WCKW-F
13	WCAC-F	C	17 / 2.5	1.6	2.1	2.4	3.2	2.1	422 / 9.0	9.3	11.1	30 / 726	B	WCAC-F
16	WQUE-F	B	13 / 1.9	1.3	1.4	1.9	0.9	1.6	277 / 5.9	6.3	4.8	43 / 792		WQUE-F
17	WIBR	SPRTS	12 / 1.7	1.8	1.8	1.2	1.2	1.6	254 / 5.4	4.7	3.4	12 / 263	A	WIBR
18	WPFC	REL	10 / 1.5	2.8	2.6	1.0	2.3	2.0	143 / 3.0	2.9	3.4	12 / 161		WPFC

12+ FM Share (Metro): 81.38% (485 of 596) (Spring 99: 79.90%)

Teens	18-34	18-49	25-49	25-54	35+	12+ AMD	12+ Mid	12+ PMD	12+ Eve	12+ Wknd
1 WEMX-F >>	1 WEMX-F >	1 WDGL-F <	1 WDGL-F	1 WDGL-F	1 WYNK-F <	1 WDGL-F	1 WYNK-F <	1 WYNK-F	1 WEMX-F >>	1 WEMX-F <
2 WFMF-F >>	2 WDGL-F >	2 WEMX-F	2 KRVE-F	2 WYNK-F	2 WXOK	2 WYNK-F	2 KRVE-F <	1 WEMX-F	2 KOXL-F <	2 WOGL-F
3 WYNK-F >>	3 WFMF-F	3 KRVE-F <	3 WYNK-F <	3 KRVE-F	3 KRVE-F <	3 WXOK <	3 WDGL-F <	3 WDGL-F <	3 WFMF-F	3 WXOK
4 WXCT-F <	4 WYNK-F <	4 WEMX-F	4 KOXL-F <	4 KOXL-F <	4 WDGL-F	4 WEMX-F <	4 WJBO <	4 KRVE-F <	4 KRVE-F	4 WYNK-F
5 WYNK-F <	5 WFMF-F <	4 KOXL-F <	5 WEMX-F <	5 KOXL-F	5 KRVE-F	5 WXCT-F <	5 WXCT-F <	5 WDGL-F	5 WDGL-F	5 KOXL-F
6 KOXL-F	6 WXCT-F	6 WXCT-F <	6 WXCT-F <	5 WJBO <	6 WFMF-F <	6 WEMX-F	6 WFMF-F <	6 WYNK-F	6 WXCT-F	6 WXCT-F
7 KRVE-F	6 KOXL-F	7 WTGE-F	7 WTGE-F <	7 WXCT-F <	7 KOXL-F	6 WXOK	7 KOXL-F	6 WTGE-F	6 WTGE-F	6 KRVE-F <
8 WTGE-F	8 WTGE-F	8 WFMF-F	8 WFMF-F	8 WTGE-F <	7 WTGE-F <	8 WFMF-F <	8 WFMF-F <	8 WFMF-F	8 KUMX-F <	8 WFMF-F <
	9 WXOK	9 WXOK	9 WFMF-F	9 KOJ-F >	9 WJBO <	9 KOXL-F <	9 WJBO <	9 WJBO <	9 WTGE-F	9 WTGE-F >
	10 WCKW-F	10 WCKW-F	10 KOJ-F	10 WEMX-F	10 WTGE-F <	10 WTGE-F	10 KUMX-F <	10 KUMX-F <	10 KOJ-F <	10 KOJ-F <

Wom 18-24	Wom 18-34	Wom 25-34	Wom 18-49	Wom 25-54	Men 18-24	Men 18-34	Men 25-34	Men 18-49	Men 25-54	12+ Ovrnite
1 WEMX-F	1 WEMX-F	1 KRVE-F	1 KRVE-F	1 KRVE-F	1 WEMX-F >	1 WDGL-F	1 WDGL-F >	1 WDGL-F >	1 WOGL-F >	1 WEMX-F >>
2 WFMF-F >>	2 WFMF-F >	1 WEMX-F	2 WFMF-F <	2 WYNK-F	2 WDGL-F >>	2 WEMX-F >	2 WEMX-F	2 WEMX-F >	2 WYNK-F <	2 WYNK-F
3 WYNK-F	3 KRVE-F	3 KOXL-F	3 WEMX-F	3 WXOK <	3 WXCT-F	3 WXCT-F	3 WXCT-F >	3 WXCT-F <	3 WXCT-F <	3 KOXL-F
3 WXCT-F >	4 WYNK-F	3 WFMF-F	4 KOXL-F <	4 KOXL-F <	3 WFMF-F >	4 WFMF-F	4 WYNK-F	4 WYNK-F	4 WEMX-F	4 WOCK-F
4 KOXL-F	5 WYNK-F >	5 WYNK-F	5 WFMF-F	5 WFMF-F	5 KOXL-F	4 KOXL-F	4 WTGE-F	4 WTGE-F <	4 WTGE-F <	
6 WXCT-F	6 WCAC-F	6 WXCT-F	6 WEMX-F <	6 WEMX-F <	5 WTGE-F	6 WCKW-F	6 KOXL-F	6 KOXL-F	6 KOXL-F	
7 WDGL-F	6 WXOK	6 WXOK	7 WXCT-F	7 WXCT-F	7 WYNK-F	6 WFMF-F	7 WCKW-F	7 WCKW-F	7 WCKW-F	
8 KUMX-F	6 WXCT-F	8 WTGE-F	8 WTGE-F <	8 WTGE-F <	8 WCAC-F	6 WTGE-F >	8 WJBO	8 KOJ-F	8 WJBO	
8 WXOK	6 WDGL-F	8 WDGL-F	9 WDGL-F	9 WDGL-F			8 WIBR	8 WJBO	8 WJBO	
	6 WOCK-F >		10 KOJ-F				8 WFMF-F	10 KRVE-F		

Other Rated Stations				Metro Share	Cume Rating	TSA AQH Cume	Other Rated Stations--Outside Market				Metro Share	Cume Rating	TSA AQH Cume
KBRH	B/O	1260	Baton Rouge	0.4	1.1	4 63	KSMB-F	CHR	94.5	Lafayette	0.4	1.9	68 1174
KKAY	G	1590	White Castle	0.7	1.4	9 108	WBJJ-F	B	104.5	Jackson, LA	0.4	1.6	4 126
WNDC	B/G	910	Baton Rouge	0.7	2.7	5 128	WTKL-F	O	95.7	New Orleans	0.4	1.6	13 234
WSKR	SPRTS	1210	Oenham Springs	0.4	1.9	4 103	WWL	N/T	870	New Orleans	0.4	2.1	31 506
							WYLD-F	BJAC	98.5	New Orleans	0.6	1.8	21 296

BATON ROUGE

Consolidation Report	12+	25-54	Revenue	Format Performance	AM	FM	Total	%	Yr. Ago
Citadel KOOJ-FM, KOXL-FM, WCAC-FM, WEMX-FM, WJBR-AM, WXOK-AM	28.4 %	26.3 %	29.6 %	AC	0 (0)	45 (1)	45 (1)	7.6 %	7.6 %
Clear Channel KRVE-FM, WFMF-AM, WFMF-FM, WJBO-AM, WSKR-AM, WYNK-FM	24.2 %	24.5 %	40.5 %	AOR/Classic/NR	0 (0)	55 (1)	55 (1)	9.2 %	2.8 %
Guaranty, pend. KKAY-FM, WBJJ-FM, WDGL-FM, WTGE-FM, WXCT-FM	18.6 %	21.4 %	30.0 %	Black/Urban	46 (2)	152 (7)	198 (9)	33.2 %	28.9 %
	71.3 %	72.2 %	100.1 %	CHR	0 (0)	64 (3)	64 (3)	10.7 %	10.9 %
				Classical	0 (0)	0 (0)	0 (0)	0.0 %	0.0 %
				Country	0 (0)	109 (3)	109 (3)	18.3 %	19.8 %
				Full Service	0 (0)	0 (0)	0 (0)	0.0 %	0.0 %
				Hispanic	0 (0)	0 (0)	0 (0)	0.0 %	0.0 %
				Jazz	0 (0)	0 (0)	0 (0)	0.0 %	0.0 %
				News/Talk	30 (2)	0 (0)	30 (2)	5.0 %	7.5 %
				Oldies	0 (0)	43 (3)	43 (3)	7.2 %	14.2 %
				Others/Unknown	0 (0)	0 (0)	0 (0)	0.0 %	0.0 %
				Religion/Gospel	20 (3)	17 (1)	37 (4)	6.2 %	6.9 %
				Soft AC	0 (0)	0 (0)	0 (0)	0.0 %	0.0 %
				Sports	15 (2)	0 (0)	15 (2)	2.5 %	1.4 %
				Standards/EZ	0 (0)	0 (0)	0 (0)	0.0 %	0.0 %
				Totals	111 (9)	485 (19)	596 (28)		

AM Stations

Station	Freq	Power	Time	Format	Company	Advertiser	Agency	City
WJBR	1300	5 kw/1 kw (DA-N)		Sports	\$ NA	Eastman	Citadel	Baton Rouge
WJBO	1150	5 kw (DA-1)		News/Talk	CBS, Westwd, ABC	\$43.00	Sentry	Clear Channel
WPFC	1550	5 kw (Days)		Religion	\$ NA	--		Baton Rouge
WXOK	1460	5 kw/1 kw (DA-N)		Black	AURN, ABC	\$26.00	Mc-Guild	Citadel

FM Stations

Station	Freq	Power	Time	Format	Company	Advertiser	Agency	City
KKAY	104.9	6 kw @ 328		Simul. WTGE-F				Donaldsonville
KOOJ	93.7	97 kw @ 997		Oldies	ABC	\$ NA	Mc-Guild	Citadel
KOXL	106.5	50 kw @ 298		Black AC	ABC, CBS, Westwd	\$56.00	Mc-Guild	Citadel
KRVE	96.1	43 kw @ 449		AC		\$38.00	Sentry	Clear Channel
WCAC	103.3	100 kw @ 1004		Country	Westwd	\$43.00	Mc-Guild	Citadel
WDGL	98.1	100 kw @ 1499		Classic AOR	Westwd	\$57.00	D&R	Guaranty
WEMX	94.1	100 kw @ 981		Black	ABC, Westwd	\$<20.00	Mc-Guild	Citadel
WFMF	102.5	100 kw @ 1260		CHR		\$40.00	--	Clear Channel
WQCK	92.7	32 kw @ 604		Contemp. Christian		\$16.00	--	Clinton
WTGE	107.3	4.6 kw @ 374		Black Oldies	Westwd	\$ NA	D&R	Guaranty
WXCT	100.7	100 kw @ 1499		Country		\$37.00	D&R	Guaranty
WYNK	101.5	100 kw @ 1499		Country	ABC	\$77.00	Sentry	Clear Channel

Notes: Other ranked stations -- See New Orleans . . . 8/00 WBJJ-F (104.5; Jackson, LA) sold to Guaranty (price NA) . . . 8/00 WBJJ-F changed from Black to New Rock as WUXN-F ("X-104.5")

BINGHAMTON

Arbitron Rank 166 **Pop (12+):** 207,300
MSA Rank: 176
MSA Pop: 247,000
DMA: 154
Average Persons Rating: 15.6
Market TSL in Hours 20.50

Stations 18 / 15
Diaries: 725 / 286:1 / 59.0%
Sample Target: 770
% Below Line: 2.8
% Not Listed: 18.0
Pop per Station: 13,820

Last Year's Revenue: \$9,700,000
Household Income: \$41,180
Total Retail Sales: \$1.9 Bil.
#1 Biller: WHWK-F \$2,400,000
#1 Billing Portfolio
Citadel \$5,700,000

12+ Metro	Format	Spring 00 1/4 Share	Fall 99	Spg 99	Fall 98	Spg 98	12+ Metro Cume / Rtg	Fall 99	Spg 99	12+ TSA AQH / Cume	Revenue Level	
1	WMRV-F	CHR	57 / 17.6	13.9	14.4	13.6	694 / 33.5	32.5	34.7	83 / 1118	C	WMRV-F
2	WHWK-F	C	42 / 13.0	12.2	16.4	17.3	445 / 21.5	24.7	24.0	63 / 794	D	WHWK-F
3	WNBF	N/T	26 / 8.0	8.6	6.0	7.0	319 / 15.4	16.6	14.4	26 / 347	B	WNBF
4	WAAL-F	CL AOR	25 / 7.7	10.9	14.7	10.9	476 / 23.0	23.5	27.0	49 / 794	C	WAAL-F
5	WMXW-F	AC	23 / 7.1	6.3	4.0	5.1	336 / 16.2	16.0	12.4	24 / 361	B	WMXW-F
6	WLTB-F	SAC	17 / 5.3	3.3	3.3	2.7	260 / 12.5	12.1	8.9	17 / 285	A	WLTB-F
7	WKGB-F	AOR	16 / 5.0	4.3	5.3	4.2	279 / 13.5	9.1	11.5	24 / 470	B	WKGB-F
8	WYOS-F	O	14 / 4.3	6.3	4.0	6.4	256 / 12.3	15.4	11.6	18 / 316	B	WYOS-F
9	WINR	ST	8 / 2.5	3.3	1.7	2.4	144 / 6.9	9.1	5.8	9 / 179	A	WINR
9	WBBI-F	C	8 / 2.5	3.3	4.3	4.2	171 / 8.3	9.5	9.3	8 / 195	A	WBBI-F

12+ FM Share (Metro): 81.89% (217 of 265) (Spring 99: 84.98%)

Teens	18-34	18-49	25-49	25-54	35+	12+ AMD	12+ Mid	12+ PMD	12+ Eve	12+ Wknd	
1	WMRV-F >>>	1	WMRV-F >>>	1	WMRV-F >>>	1	WHWK-F >	1	WHWK-F <	1	WMRV-F >
2	WKGB-F	2	WAAL-F	2	WAAL-F <	2	WMXW-F	2	WNBF >	2	WMRV-F
2	WLTB-F	3	WMXW-F <	3	WMXW-F <	2	WAAL-F <	3	WMRV-F <	3	WNBF
4	WAAL-F	4	WHWK-F <	4	WLTB-F	4	WHWK-F	4	WAAL-F <	4	WAAL-F
5	WMXW-F	5	WKGB-F <	5	WHWK-F <	5	WLTB-F >	4	WMXW-F	5	WKGB-F
		6	WLTB-F >>	6	WKGB-F >	6	WKGB-F	6	WYOS-F >	6	WYOS-F
				6	WNBF	7	WINR	7	WLTB-F	7	WLTB-F
						7	WLTB-F	7	WKGB-F	8	WYOS-F

Wom 18-24	Wom 18-34	Wom 25-34	Wom 18-49	Wom 25-54	Men 18-24	Men 18-34	Men 25-34	Men 18-49	Men 25-54	12+ Ovrmt	
1	WMRV-F >>>	1	WMRV-F >>>	1	WMRV-F >>>	1	WMRV-F >	1	WMRV-F	1	WMRV-F >
2	WMXW-F	2	WLTB-F >>	2	WMXW-F >	2	WKGB-F	2	WAAL-F <	2	WAAL-F
2	WYXL-F	3	WHWK-F	3	WLTB-F	3	WAAL-F >>	3	WMXW-F	2	WLTB-F
2	WHWK-F >>	4	WAAL-F >	3	WHWK-F >>	3	WHWK-F	4	WKGB-F >>	4	WHWK-F
				5	WAAL-F >	5	WYOS-F	5	WMXW-F	5	WMXW-F
				6	WNBF	6	WLTB-F >>	6	WLTB-F >	6	WLTB-F >
				6	WAAL-F >						

Other Rated Stations	Metro Share	Cume Rating	TSA AQH Cume	Format	Performance	AM	FM	Total	%	Yr. Ago			
WATS	AC	960	Sayre, PA	0.3	1.2	2	57	AC	1 (1)	32 (4)	33 (5)	12.5 %	7.1 %
WAVR-F	AC	102.1	Waverly	0.3	1.4	3	99	AOR/Classic/NR	0 (0)	43 (3)	43 (3)	16.2 %	26.9 %
WCDW-F	AC-NR	100.5	Conklin	1.5	9.1	6	217	Black/Urban	0 (0)	0 (0)	0 (0)	0.0 %	0.0 %
WENE	SPRTS	1430	Endicott	1.9	5.7	7	123	CHR	0 (0)	57 (1)	57 (1)	21.5 %	17.0 %
WKOP	ST	1360	Binghamton	2.2	5.4	8	134	Classical	0 (0)	0 (0)	0 (0)	0.0 %	0.0 %
								Country	0 (0)	54 (3)	54 (3)	20.4 %	25.3 %
								Full Service	0 (0)	0 (0)	0 (0)	0.0 %	0.0 %
								Hispanic	0 (0)	0 (0)	0 (0)	0.0 %	0.0 %
								Jazz	0 (0)	0 (0)	0 (0)	0.0 %	0.0 %
								News/Talk	26 (1)	0 (0)	26 (1)	9.8 %	7.1 %
								Oldies	0 (0)	14 (1)	14 (1)	5.3 %	4.7 %
								Others/Unknown	0 (0)	0 (0)	0 (0)	0.0 %	0.0 %
								Religion/Gospel	0 (0)	0 (0)	0 (0)	0.0 %	0.0 %
								Soft AC	0 (0)	17 (1)	17 (1)	6.4 %	4.0 %
								Sports	6 (1)	0 (0)	6 (1)	2.3 %	2.8 %
								Standards/EZ	15 (2)	0 (0)	15 (2)	5.7 %	5.1 %
								Totals	48 (5)	217 (13)	265 (18)		

Consolidation Report	12+	25-54	Revenue
Citadel	35.2 %	30.8 %	58.7 %
WAAL-FM, WHWK-FM, WKOP-AM, WNBF-AM, WYOS-FM			
Clear Channel, pend.	36.6 %	39.8 %	35.7 %
WBBI-FM, WENE-AM, WINR-AM, WKGB-FM, WMRV-FM, WMXW-FM			
	71.7 %	70.6 %	94.4 %

BINGHAMTON

AM Stations

WINR	680	5 kw/0.5 kw (DA-2)	Standards	CBS, Westwd	\$<20.00	Savalli	Cir Chnl, pend.	Binghamton
WNBF	1290	5 kw (DA-N)	News/Talk	ABC, BNN, Westwd	\$20.00	Mc-Guild	Citadel	Binghamton

FM Stations

WAAL	99.1	7.1 kw @ 1089	Classic AOR		\$38.00	Mc-Guild	Citadel	Binghamton
WBBI	107.5	1.1 kw @ 545	Country		\$ NA	Allied	Clear Channel	Endwell
WHWK	98.1	10 kw @ 960	Country		\$52.00	Mc-Guild	Citadel	Binghamton
WKGB	102.7	1.3 kw @ 708	AOR	Source	\$<20.00	D&R	Clear Channel	Susquehanna, PA
WLTB	101.7	2 kw @ 558	Soft AC	Westwd	\$<20.00	Christal		Owego
WMRV	105.7	35 kw @ 570	CHR	Westwd	\$20.00	Allied	Clear Channel	Endicott
WMXW	103.3	0.59 kw @ 1014	AC		\$38.00	Katz	Clear Channel	Vestal
WYOS	104.1	0.93 kw @ 833	Oldies		\$ NA	Mc-Guild	Citadel	Chenango Bridge

Notes: 5/00 WEBO (1330; Tioga) sold for \$1 . . . 7/00 Sale of WINR to Citadel cancelled . . . 8/00 WINR sold to Clear Channel for \$1,000,000

FORMAT CODES

AC	- Adult Contemporary	J	- Jazz and New Adult Contemporary
AC-NR	- Modern AC	KIDS	- Children's
AOR	- Album Oriented Rock	N	- News
AOR-NR	- New Rock	O	- Oldies (50's & 60's)
AOR-P	- Progressive AOR	REL	- Religion, Christian
B	- Black (audience 75%+ Black)	REL-CC	- Contemporary Christian
B/AC	- Black Adult Contemporary	SAC	- Soft Adult Contemporary
B/G	- Black Gospel	SP	- Hispanic/Spanish
B/O	- Black Oldies	SP-C	- Hispanic Contemporary
BIZ	- Business News & Talk	SP-NT	- Hispanic News/Talk/Information
C	- Country	SP-R	- Hispanic-Regional
C/O	- Classic Country	SP-TP	- Hispanic-Tropical
CHR	- Contemporary Hit Radio, Top 40	SP-VA	- Hispanic Variety
CL	- Classical	SP-TJ	- Tejano
CL AOR	- Classic AOR, Classic Rock	SPRTS	- Sports
CL HITS	- Classic Hits/70's Oldies	ST	- Standards, Big Band, Nostalgia
E	- Ethnic (usually Foreign Lang.)	T	- Talk
EZ	- Easy Listening, Beautiful Music	U	- Urban (majority of audience is non-white)
FS	- Full Service	VA	- Variety
G	- Gospel	?	- Others or Unknown

REVENUE LEVEL CODES

A - Less than \$500,000	E - \$3,000,000 to \$3,999,999	I - \$10,000,000 to \$14,999,999
B - \$500,000 to \$999,999	F - \$4,000,000 to \$4,999,999	J - \$15,000,000 to \$19,999,999
C - \$1,000,000 to \$1,999,999	G - \$5,000,000 to \$6,999,999	K - \$20,000,000 to \$29,999,999
D - \$2,000,000 to \$2,999,999	H - \$7,000,000 to \$9,999,999	L - \$30,000,000+

BIRMINGHAM

Arbitron Rank: 55 Pop (12+): 822,700
 MSA Rank: 65
 MSA Pop: 918,000
 DMA: 40
 Average Persons Rating: 15.0
 Market TSL in Hours: 20 25

Stations: 28 / 25
 Diaries: 2,007 / 410:1 / 50.4%
 Sample Target: 2,060
 % Below Line: 1.8
 % Not Listed: 10.5
 Pop per Station: 32,908

Last Year's Revenue: \$44,000,000
 Household Income: \$41,724
 Total Retail Sales: \$10.1 Bil.
 #1 Biller: WZZK-F \$6,600,000
 #1 Billing Portfolio
 Cox Radio \$18,510,000

12+ Metro	Format	Spring 00 1/4 Share	Win 00	Fall 99	Sum 99	Spg 99	4-Book Avg.	12+ Metro Cume / Rtg.	Fall 99	Spg 99	12+ TSA AQH / Cume	Revenue Level		
1	WZZK-F	C	111 / 9.0	8.9	9.9	10.1	8.5	9.5	1493 / 18.1	20.4	19.1	147 / 2248	G	WZZK-F
2	WBHK-F	B/AC	103 / 8.3	8.5	7.4	7.9	7.5	8.0	1283 / 15.6	13.6	14.3	130 / 1627	F	WBHK-F
3	WBHJ-F	B	94 / 7.6	8.7	8.4	7.5	8.6	8.1	1127 / 13.7	14.6	14.9	164 / 1876	E	WBHJ-F
4	WQEN-FF	CHR	71 / 5.7	5.6	4.4	4.7	3.7	5.1	1249 / 15.2	13.4	13.3	125 / 2188	C	WQEN-FF
5	WMJJ-F	AC	62 / 5.0	4.7	5.4	5.2	5.1	5.1	886 / 10.8	10.8	11.9	72 / 1131	F	WMJJ-F
6	WODL-F	O	60 / 4.9	5.0	5.2	5.1	5.6	5.0	958 / 11.6	14.4	12.3	93 / 1592	D	WODL-F
7	WZRR-F	AOR/CL	59 / 4.8	3.7	4.3	5.1	3.9	4.5	891 / 10.8	10.8	11.2	87 / 1361	E	WZRR-F
8	WYSF-F	AC	58 / 4.7	5.7	4.3	6.1	6.8	5.2	1189 / 14.5	13.5	16.3	99 / 1818	F	WYSF-F
9	WRAX-F	AOR-NR	57 / 4.6	6.3	5.5	6.0	7.8	5.6	1114 / 13.5	15.2	15.9	109 / 1901	F	WRAX-F
10	WAGG	B/G	50 / 4.0	4.6	4.2	3.7	4.8	4.1	515 / 6.3	7.0	7.1	51 / 532	B	WAGG
11	WERC	N/T	47 / 3.8	4.3	4.3	5.8	4.5	4.6	835 / 10.2	11.7	10.9	49 / 883	D	WERC
12	WRLR-F	AOR	46 / 3.7	3.0	5.3	3.0	1.7	3.8	653 / 7.9	9.9	7.6	48 / 708	A	WRLR-F
13	WDXB-F	C	42 / 3.4	4.1	3.6	2.4	2.6	3.4	763 / 9.3	9.0	8.0	111 / 1708	B	WDXB-F
14	WDJC-F	REL	39 / 3.2	2.5	2.2	2.0	2.2	2.5	718 / 8.7	7.2	8.3	64 / 1148	C	WDJC-F
15	WATV	B/O	28 / 2.3	1.6	2.1	2.3	2.9	2.1	326 / 4.0	4.3	5.8	28 / 326	A	WATV
16	WJOX	SPRTS	27 / 2.2	2.1	2.0	2.0	2.0	2.1	490 / 6.0	6.5	6.4	33 / 645	C	WJOX
17	WLGS	ST	25 / 2.0	1.6	0.6				263 / 3.2	1.3		25 / 274		WLGS
18	WENN-F	B/O	23 / 1.9	1.1	1.6	0.8	1.4	1.3	447 / 5.4	4.5	5.4	24 / 489	A	WENN-F
19	WRRS-F	REL-CC	22 / 1.8	1.7	2.2	1.6	1.8	1.8	483 / 5.9	6.0	4.8	43 / 874		WRRS-F
20	WJLD	B/AC	21 / 1.7	1.2	1.3	0.8	1.2	1.3	294 / 3.6	3.2	3.4	21 / 299		WJLD
21	WAPI	N	19 / 1.5	1.2	1.5	1.6	1.8	1.5	412 / 5.0	4.8	4.5	19 / 433	B	WAPI

12+ FM Share (Metro): 79.19% (875 of 1105) (Spring 99: 77.13%)

Teens	18-34	18-49	25-49	25-54	35+	12+ AMD	12+ Mid	12+ PMD	12+ Eve	12+ Wknd
1 WBHJ-F	1 WBHJ-F >	1 WBHK-F	1 WBHK-F	1 WBHK-F	1 WZZK-F	1 WYSF-F <	1 WZZK-F	1 WBHJ-F <	1 WBHJ-F >	1 WBHK-F
2 WQEN-FF >	2 WBHK-F	2 WBHJ-F	2 WZZK-F	2 WZZK-F	2 WBHK-F	2 WZZK-F	2 WBHK-F	2 WZZK-F	2 WBHK-F <	2 WBHJ-F <
3 WRAX-F >>	2 WQEN-FF <	2 WZZK-F	3 WZRR-F	3 WZRR-F <	3 WODL-F	3 WBHK-F >	3 WMJJ-F <	3 WBHK-F <	3 WQEN-FF >	3 WZZK-F
4 WZZK-F	4 WRAX-F <	4 WZRR-F <	4 WYSF-F	4 WMJJ-F <	4 WMJJ-F <	4 WBHJ-F <	4 WERC	4 WQEN-FF >	4 WRAX-F <	4 WQEN-FF
4 WRLR-F >	5 WRLR-F	5 WYSF-F <	5 WMJJ-F <	5 WYSF-F	5 WAGG <	5 WMJJ-F <	5 WZRR-F <	5 WMJJ-F <	5 WZZK-F <	5 WRAX-F
6 WZZK-F <	6 WQEN-FF <	6 WBHJ-F	6 WODL-F	6 WERC	6 WODL-F <	6 WODL-F <	6 WODL-F <	6 WZRR-F <	6 WDJC-F	6 WODL-F
7 WYSF-F <	7 WRAX-F	7 WQEN-FF <	7 WBHJ-F <	7 WZRR-F <	7 WZRR-F <	7 WBHJ-F <	7 WODL-F <	7 WRLR-F <	7 WZRR-F <	7 WZRR-F <
8 WZRR-F	8 WRLR-F <	8 WODL-F	8 WQEN-FF <	8 WYSF-F	8 WAGG <	8 WQEN-FF <	8 WRAX-F <	8 WQEN-FF <	8 WZRR-F <	8 WDXB-F
	9 WMJJ-F	8 WRAX-F <	9 WDXB-F <	9 WDJC-F <	9 WRAX-F	9 WRLR-F <	9 WERC	9 WODL-F <	8 WAGG <	
	10 WDXB-F <	10 WRLR-F <	10 WRAX-F <	10 WATV	10 WQEN-FF <	10 WAGG <	10 WRLR-F <	10 WAGG	10 WATV	
				10 WLGS <						

Wom 18-24	Wom 18-34	Wom 25-34	Wom 18-49	Wom 25-54	Men 18-24	Men 18-34	Men 25-34	Men 18-49	Men 25-54	12+ Ovmitte
1 WBHJ-F >	1 WBHJ-F	1 WBHK-F >	1 WBHK-F >	1 WBHK-F >	1 WBHJ-F >	1 WBHJ-F	1 WZRR-F	1 WZRR-F	1 WZRR-F	1 WBHK-F
2 WQEN-FF	2 WBHK-F	2 WBHJ-F	2 WZZK-F <	2 WZZK-F <	2 WRAX-F >	2 WRLR-F	1 WRLR-F	2 WBHJ-F <	2 WBHK-F <	2 WZZK-F <
3 WZZK-F	3 WQEN-FF	3 WRAX-F	3 WBHJ-F	3 WMJJ-F	3 WRLR-F	3 WRAX-F	3 WBHJ-F	3 WBHK-F	3 WZZK-F	3 WODL-F <
4 WYSF-F	4 WYSF-F	4 WMJJ-F	4 WYSF-F	4 WODL-F	3 WQEN-FF >	4 WZRR-F	4 WQEN-FF	3 WRLR-F <	4 WRLR-F	4 WBHJ-F
5 WBHK-F	4 WRAX-F <	4 WQEN-FF	5 WMJJ-F <	4 WYSF-F	5 WZZK-F >	4 WQEN-FF >	4 WBHK-F	5 WZZK-F	5 WYSF-F	5 WQEN-FF <
6 WRAX-F	6 WZZK-F	6 WYSF-F	6 WQEN-FF	6 WBHJ-F <	6 WODL-F	6 WBHK-F	6 WDXB-F	6 WRAX-F <	6 WDXB-F <	6 WERC
6 WRRS-F	7 WMJJ-F	7 WZZK-F	7 WODL-F	7 WAGG <	7 WDXB-F	7 WDXB-F	6 WRAX-F	7 WQEN-FF	7 WERC <	
			7 WRAX-F	8 WQEN-FF	7 WZZK-F	8 WYSF-F	8 WYSF-F	8 WYSF-F	8 WODL-F	
			9 WAGG	9 WRAX-F				9 WDXB-F	8 WMJJ-F <	
				9 WDJC-F						

Other Rated Stations				Metro Share	Cume Rating	TSA AQH Cume	Other Rated Stations--Outside Market				Metro Share	Cume Rating	TSA AQH Cume
WAYE	B/G	1220	Birmingham	0.6	1.9	8 158	WHMA-F	C	100.5	Anniston	0.5	1.4	46 710
WKLD-F	C	97.7	Oneonta	0.4	0.9	5 76	WRS-A-F	SAC	96.9	Decatur	0.6	1.7	42 425
WYDE	T	850	Birmingham	0.4	1.9	5 160	WTUG-F	B/AC	92.9	Tuscaloosa	0.7	2.7	41 525

BIRMINGHAM

Consolidation Report	12+	25-54	Revenue	Format Performance	AM	FM	Total	%	Yr. Ago
Citadel	17.8 %	20.9 %	32.7 %	AC	0 (0)	120 (2)	120 (2)	10.9 %	14.0 %
WAPI-AM, WJOX-AM, WRAX-FM, WYSF-FM, WZRR-FM				AOR/Classic/NR	0 (0)	162 (3)	162 (3)	14.7 %	13.6 %
Clear Channel	19.9 %	21.3 %	21.1 %	Black/Urban	49 (2)	229 (4)	278 (6)	25.2 %	24.6 %
WDXB-FM, WENN-FM, WERC-AM, WMJJ-FM, WQEM-FM, WQEN-FM				CHR	0 (0)	72 (2)	72 (2)	6.5 %	5.9 %
Cox Radio	37.5 %	37.5 %	42.1 %	Classical	0 (0)	0 (0)	0 (0)	0.0 %	0.0 %
WAGG-AM, WBHJ-FM, WBHK-FM, WODL-FM, WRJS-AM, WRLR-FM, WZZK-FM				Country	0 (0)	164 (4)	164 (4)	14.8 %	12.8 %
	75.2 %	79.7 %	95.9 %	Full Service	0 (0)	0 (0)	0 (0)	0.0 %	0.0 %
				Hispanic	0 (0)	0 (0)	0 (0)	0.0 %	0.0 %
				Jazz	0 (0)	0 (0)	0 (0)	0.0 %	0.0 %
				News/Talk	71 (3)	0 (0)	71 (3)	6.4 %	6.9 %
				Oldies	0 (0)	60 (1)	60 (1)	5.4 %	6.2 %
				Others/Unknown	0 (0)	0 (0)	0 (0)	0.0 %	0.0 %
				Religion/Gospel	58 (2)	61 (2)	119 (4)	10.8 %	10.8 %
				Soft AC	0 (0)	7 (1)	7 (1)	0.6 %	0.0 %
				Sports	27 (1)	0 (0)	27 (1)	2.4 %	2.2 %
				Standards/EZ	25 (1)	0 (0)	25 (1)	2.3 %	2.9 %
				Totals	230 (9)	875 (19)	1105 (28)		

AM Stations

Station	Power	Time	Format	Comments	AM	FM	City
WAGG	610	5 kw/1 kw (DA-N)	Black Gospel	AURN, CBS, ABC	\$24.00	Eastman	Cox Radio
WAPI	1070	50 kw/5 kw (DA-N)	News	CNN	\$21.00	Christal	Citadel
WATV	900	1 kw/0.165 kw	Black Oldies	ABC	\$22.00	Interep	Birmingham
WERC	960	5 kw (DA-N)	News/Talk	ABC, WW1, AMFM	\$59.00	Sentry	Clear Channel
WJLD	1400	1 kw	Black AC	Westwd, ABC, AURN	\$<20.00	--	Fairfield
WJOX	690	50 kw/0.5 kw (DA-N)	Sports	ESPN, 1-On-1	\$22.00	Christal	Citadel
WLGS	1260	5 kw/0.041 kw	Standards		\$ NA	--	Crawford

FM Stations

Station	Power	Time	Format	Comments	AM	FM	City
WBHJ	95.7	100 kw @ 981	Black		\$ NA	Mc-Guild	Cox Radio
WBHK	98.7	31 kw @ 620	Black AC	ABC	\$ NA	Eastman	Cox Radio
WDJC	93.7	100 kw @ 1007	Religion		\$29.00	Crawford	Crawford
WDXB	102.5	83 kw @ 2096	Country		\$34.00	Sentry	Clear Channel
WENN	105.9	1.4 kw @ 673	Black Oldies	ABC, AURN	\$ NA	Sentry	Clear Channel
WMJJ	96.5	100 kw @ 1026	AC		\$87.00	Sentry	Clear Channel
WODL	106.9	100 kw @ 1150	Oldies	ABC	\$56.00	Katz	Cox Radio
WQEM	101.5	1.95 kw @ 584	Simul. WQEN-F				
WQEN	103.7	77 kw @ 1105	CHR	AMFM	\$ NA	Sentry	Clear Channel
WRAX	107.7	100 kw @ 1237	AOR-New Rock	Westwd	\$27.00	Christal	Citadel
WRLR	97.3	0.64 kw @ 1004	AOR		\$ NA	Katz	Cox Radio
WRRS	101.1	100 kw @ 1233	Contemp. Christian	USA	\$ NA	--	
WYSF	94.5	100 kw @ 1214	AC		\$ 56.00	Christal	Citadel
WZRR	99.5	100 kw @ 870	AOR/Classic AOR		\$90.00	Christal	Citadel
WZZK	104.7	100 kw @ 1300	Country		\$150.00	Katz	Cox Radio

Notes: 5/00 WAPI, WJOX, WRAX-F, WYSF-F and WZRR-F sold by Dick to Citadel as part of a multi-market, \$300,000,000 transaction

BLOOMINGTON

Arbitron Rank 230 Pop (12+): 121,900
 MSA Rank: 246
 MSA Pop: 145,000
 DMA: 115 (w/Peoria)
 Average Persons Rating: 13
 Market TSL in Hours 17.50

Stations 21 / 5
 Diaries: 894 / 136:1 / 64.5%
 Sample Target: 860
 % Below Line: 29.6
 % Not Listed: 14.5
 Pop per Station: 24,380

Last Year's Revenue: \$8,500,000
 Household Income: \$54,316
 Total Retail Sales: \$1.59 Bil.
 #1 Biller: WJBC \$2,680,000
 #1 Billing Portfolio
 Citadel \$7,135,000

12+ Metro	Format	Spring 00 1/4 Share	Fall 99	Spq 99	Fall 98	Spq 98	12+ Metro Cume / Rtg	Fall 99	Spq 99	12+ TSA AQH / Cume	Revenue Level	
1	WJBC	FS	28 / 17.6	16.1	16.0	16.1	372 / 30.5	28.2	32.0	31 / 406	D	WJBC
2	WBWN-F	C	26 / 16.4	14.8	16.6	16.1	324 / 26.6	28.1	28.8	34 / 477	D	WBWN-F
3	WBNQ-F	CHR	23 / 14.5	16.1	14.1	15.4	424 / 34.8	34.3	33.8	34 / 589	D	WBNQ-F
4	WIHN-F	AOR	8 / 5.0	6.4	6.8	4.9	183 / 15.0	16.9	17.2	10 / 241	B	WIHN-F
5	WPPY-F	CHR	7 / 4.4	5.1	1.8	0.6	204 / 16.8	15.5	6.9	11 / 310		WPPY-F
5	WPBG-F	O	7 / 4.4	5.1	5.5	4.9	140 / 11.5	10.2	13.8	16 / 250		WPBG-F

12+ FM Share (Metro): 70.59% (96 of 136) (Spring 99: 70.29%)

Teens	18-34	18-49	25-49	25-54	35+	12+ AMD	12+ Mid	12+ PMD	12+ Eve	12+ Wknd
1 WPPY-F	1 WBNQ-F >	1 WBNQ-F	1 WBNQ-F >	1 WBNQ-F <	1 WJBC >	1 WJBC >>	1 WBWN-F	1 WBWN-F	1 WJBC	1 WJBC
1 WBNQ-F >>	2 WBWN-F	2 WBWN-F >	2 WBWN-F >	2 WBWN-F >	2 WBWN-F >	2 WBWN-F	2 WBNQ-F	2 WBNQ-F	1 WBNQ-F	2 WBWN-F <
	3 WIHN-F >	3 WJBC	3 WJBC >	3 WJBC >	3 WBNQ-F >	3 WBNQ-F >>	3 WJBC >>>	3 WJBC >>	3 WBWN-F	3 WBNQ-F >>
	4 WPPY-F	4 WIHN-F	4 WWCT-F	4 WPBG-F	4 WPBG-F	4 WGLO-F >	4 WIHN-F	4 WPPY-F	4 WIHN-F >	4 WIHN-F
	4 WWCT-F	4 WWCT-F	5 WGLO-F	4 WWCT-F	5 WGN		5 WWCT-F	5 WPBG-F	5 WPPY-F	5 WPPY-F
				6 WGLO-F	5 WSNI-F		6 WPBG-F	6 WIHN-F	5 WPBG-F >	5 WPBG-F
					5 WLS			6 WWCT-F		

Wom 18-24	Wom 18-34	Wom 25-34	Wom 18-49	Wom 25-54	Men 18-24	Men 18-34	Men 25-34	Men 18-49	Men 25-54	12+ Ovrnite
1 WBNQ-F	1 WBNQ-F >>>	1 WBNQ-F >>>	1 WBNQ-F >	1 WBNQ-F	1 WBWN-F	1 WBWN-F	1 WBWN-F	1 WBWN-F	1 WJBC	1 WJBC >>>
2 WBWN-F >	2 WBWN-F	2 WBWN-F >>	2 WBWN-F >>	2 WBWN-F >	1 WIHN-F	2 WIHN-F	1 WWCT-F >>	1 WBNQ-F	2 WGLO-F	2 WBWN-F
3 WIHN-F	3 WPPY-F >	3 WJBC	3 WJBC >>	3 WJBC >>	1 WBNQ-F >>	2 WBNQ-F >		3 WGLO-F	2 WBWN-F	2 WIHN-F
3 WPPY-F >>	4 WIHN-F >>		4 WIHN-F	4 WSNI-F		4 WGLO-F		3 WIHN-F	2 WBNQ-F >	2 WBNQ-F >
			4 WPPY-F	4 WPBG-F		4 WPPY-F		3 WJBC	5 WPBG-F	
			4 WWCT-F >	4 WWCT-F >>		4 WWCT-F >>		6 WWCT-F >	5 WWCT-F >	

Other Rated Stations	Metro Share	Cume Rating	TSA AQH Cume	Format Performance	AM	FM	Total	%	Yr. Ago
WSNI-F AC 92.9 Colfax	2.5	6.6	7 97	AC	0 (0)	8 (3)	8 (3)	5.9 %	8.0 %
				AOR/Classic/NR	0 (0)	22 (5)	22 (5)	16.2 %	17.4 %
				Black/Urban	0 (0)	0 (0)	0 (0)	0.0 %	0.0 %
				CHR	0 (0)	30 (2)	30 (2)	22.1 %	17.4 %
				Classical	0 (0)	0 (0)	0 (0)	0.0 %	0.0 %
				Country	0 (0)	26 (1)	26 (1)	19.1 %	19.6 %
				Full Service	32 (2)	0 (0)	32 (2)	23.5 %	21.7 %
				Hispanic	0 (0)	0 (0)	0 (0)	0.0 %	0.0 %
				Jazz	0 (0)	0 (0)	0 (0)	0.0 %	0.0 %
				News/Talk	5 (2)	0 (0)	5 (2)	3.7 %	7.2 %
				Oldies	0 (0)	8 (2)	8 (2)	5.9 %	6.5 %
				Others/Unknown	0 (0)	0 (0)	0 (0)	0.0 %	0.0 %
				Religion/Gospel	1 (1)	0 (0)	1 (1)	0.7 %	0.7 %
				Soft AC	0 (0)	0 (0)	0 (0)	0.0 %	0.0 %
				Sports	1 (1)	0 (0)	1 (1)	0.7 %	0.0 %
				Standards/EZ	1 (1)	2 (1)	3 (2)	2.2 %	1.4 %
				Totals	40 (7)	96 (14)	136 (21)		

BLOOMINGTON

Consolidation Report	12+	25-54	Revenue
Citadel WBNQ-FM, WBWN-FM, WJBC-AM	48.5 %	43.4 %	83.9 %
Mike Schwartz, et al WIHN-FM, WSNI-FM	7.5 %	7.2 %	11.6 %
	56.0 %	50.6 %	95.5 %

AM Stations

WJBC	1230	1 kw	Full Service	ABC	\$48.00	Mc-Guild	Citadel	Bloomington
------	------	------	--------------	-----	---------	----------	---------	-------------

FM Stations

WBNQ	101.5	50 kw @ 459	CHR		\$35.00	Mc-Guild	Citadel	Bloomington
WBWN	104.1	25 kw @ 328	Country		\$35.00	Mc-Guild	Citadel	Leroy
WIHN	96.7	3.9 kw @ 410	AOR	ABC	\$20.00	D&R	Mike Schwartz	Normal

Notes: Other ranked stations -- See Peoria or Chicago . . . 4/00 WIHN-F and WSNI-F sold by Kelly to Mike Schwartz & partners for \$3.125.000 (Satterfield & Perry)

BOISE

Arbitron Rank 124 Pop (12+) 331,300	Stations 23 / 22	Last Year's Revenue: \$19,200,000
MSA Rank: 129	Diaries: 962 / 344:1 / 57.1%	Household Income: \$46,702
MSA Pop: 413,000	Sample Target: 970	Total Retail Sales: \$4.7 Bil.
DMA: 127	% Below Line: 0.9	#1 Biller: KQFC-F \$2,300,000
Average Persons Rating: 13.9	% Not Listed: 13.6	#1 Billing Portfolio
Market TSL In Hours 19.00	Pop per Station: 15,059	Clear Channel \$8,385,000

12+ Metro	Format	Spring 00 1/4 Share	Fall 99	Spq 99	Fall 98	Spq 98	12+ Metro Cume / Rtg	Fall 99	Spq 99	12+ TSA AQH / Cume	Revenue Level	
1	KQFC-F	39 / 8.5	5.4	6.5	8.0	6.4	494 / 14.9	14.4	15.4	46 / 709	D	
2	KQXR-F	AOR-NR	36 / 7.8	7.3	4.7	3.7	4.9	564 / 17.0	13.7	12.6	39 / 627	B
3	KIZN-F	C	34 / 7.4	5.8	4.3	5.8	6.0	525 / 15.8	15.5	15.0	52 / 774	C
4	KLTB-F	O	33 / 7.2	8.4	7.0	8.2	8.6	559 / 16.9	16.4	15.2	44 / 784	D
5	KJOT-F	CL AOR	32 / 6.9	5.2	5.4	4.5	2.4	413 / 12.5	12.1	10.9	44 / 540	B
6	KIDO	T/N	27 / 5.9	7.7	7.0	7.3	6.6	456 / 13.8	15.4	14.5	32 / 549	C
7	KXLT-F	SAC	24 / 5.2	6.7	5.8	8.0	6.9	405 / 12.2	16.1	16.2	26 / 521	D
8	KARO-F	CHR	23 / 5.0	3.1	3.4	3.9	4.9	549 / 16.6	8.2	9.8	29 / 710	B
9	KZMG-F	CHR	21 / 4.6	5.6	7.9	8.0	8.4	573 / 17.3	17.0	20.3	28 / 730	C
10	KKGL-F	CL AOR	20 / 4.3	3.3	4.3	3.9	2.7	358 / 10.8	9.4	9.1	25 / 431	B
11	KCID-F	AC	19 / 4.1	3.5	2.9	1.7	3.3	334 / 10.1	9.3	9.5	22 / 390	A
12	KGEM	ST	15 / 3.3	3.5	5.2	3.9	4.9	266 / 8.0	6.8	8.2	16 / 285	A
13	KBOI	FS	14 / 3.0	4.8	3.4	4.3	5.3	357 / 10.8	15.2	10.9	21 / 496	C
14	KRVB-F	AOR-P	13 / 2.8	2.3	2.2	1.7	2.0	226 / 6.8	4.8	5.3	15 / 272	A
15	KFXD	C/O	12 / 2.6	1.9	2.2	2.2	1.6	206 / 6.2	5.1	4.2	23 / 345	A
16	KTPZ-F	CHR	9 / 2.0	3.8	2.5	2.8	3.1	292 / 8.8	11.7	10.0	18 / 502	A
16	KCIX-F	AC	9 / 2.0	3.1	4.7	3.4	5.3	216 / 6.5	12.0	14.4	11 / 283	C

12+ FM Share (Metro): 80.95% (323 of 399) (Spring 99: 77.48%)

Teens	18-34	18-49	25-49	25-54	35+	12+ AMD	12+ Mid	12+ PMD	12+ Eve	12+ Wknd
1 KARO-F	1 KQXR-F	1 KJOT-F <	1 KJOT-F <	1 KJOT-F <	1 KLTB-F	1 KQFC-F	1 KIDO <	1 KQXR-F <	1 KQXR-F <	1 KQFC-F
2 KQXR-F >>	2 KJOT-F	2 KIZN-F <	2 KIZN-F <	2 KIZN-F <	1 KQFC-F	2 KJOT-F <	2 KQFC-F <	2 KQFC-F <	2 KZMG-F <	2 KLTB-F
3 KZMG-F	3 KIZN-F	3 KQXR-F	3 KQFC-F <	3 KLTB-F	3 KIDO >	3 KIZN-F <	3 KQXR-F <	3 KLTB-F <	3 KARO-F	2 KQXR-F <
3 KTPZ-F >>	4 KZMG-F	4 KQFC-F <	4 KLTB-F <	3 KQFC-F >	4 KIZN-F <	4 KQXR-F <	4 KLTB-F <	4 KIZN-F	4 KQFC-F	4 KIZN-F
	5 KARO-F	5 KLTB-F <	5 KQXR-F <	5 KKGL-F	5 KXLT-F	5 KLTB-F	5 KJOT-F <	4 KJOT-F	4 KIZN-F	5 KJOT-F <
	6 KCID-F	6 KCID-F	6 KKGL-F <	5 KQXR-F	6 KGEM	6 KIDO	6 KIZN-F	6 KARO-F	6 KLTB-F	6 KARO-F
	6 KQFC-F	6 KKGL-F <	7 KCID-F	5 KXLT-F	6 KKGL-F	7 KXLT-F <	7 KKGL-F	7 KXLT-F <	6 KXLT-F	7 KXLT-F
		8 KZMG-F	8 KZMG-F <	8 KCID-F	8 KJOT-F	8 KBOI <	7 KXLT-F <	8 KZMG-F <	8 KJOT-F	8 KCID-F <
		9 KXLT-F	9 KXLT-F	8 KIDO <	8 KBOI <	9 KZMG-F <	9 KCID-F	9 KCID-F <	9 KBOI	9 KGEM
			9 KRVB-F <			10 KKGL-F	10 KARO-F <		9 KTPZ-F	9 KIDO <

Wom 18-24	Wom 18-34	Wom 25-34	Wom 18-49	Wom 25-54	Men 18-24	Men 18-34	Men 25-34	Men 18-49	Men 25-54	12+ Ovmit
1 KQXR-F	1 KIZN-F	1 KIZN-F	1 KIZN-F	1 KIZN-F	1 KQXR-F >>>	1 KQXR-F	1 KJOT-F	1 KJOT-F	1 KJOT-F >	1 KIDO >>
2 KCID-F	2 KZMG-F	2 KZMG-F	2 KZMG-F	1 KQFC-F	2 KARO-F	2 KJOT-F >>	2 KQXR-F >>	2 KQXR-F	2 KLTB-F <	2 KZMG-F
2 KJOT-F >	3 KQXR-F	3 KXLT-F	3 KQFC-F <	3 KLTB-F	3 KJOT-F >	3 KIZN-F	3 KIZN-F	3 KIZN-F	3 KIZN-F <	2 KQFC-F
4 KZMG-F	3 KJOT-F	4 KJOT-F	4 KCID-F	3 KXLT-F <	4 KIZN-F >	4 KARO-F	3 KQFC-F	4 KKGL-F	4 KKGL-F	2 KIZN-F
4 KQFC-F	5 KXLT-F	5 KCID-F	5 KXLT-F	5 KZMG-F >		5 KKGL-F	5 KKGL-F >	5 KLTB-F	4 KQFC-F	
4 KARO-F	5 KCID-F >	5 KQXR-F	6 KLTB-F	6 KCID-F		5 KQFC-F >>	6 KTIK	6 KQFC-F	4 KQXR-F	
4 KIZN-F >	7 KQFC-F	5 KQFC-F >	6 KJOT-F	6 KRVB-F			6 KIDO >>	7 KCID-F	7 KIDO	
	7 KARO-F >>		6 KQXR-F	8 KJOT-F				8 KIDO	8 KCID-F	
			9 KRVB-F	9 KIDO				8 KARO-F >	9 KXLT-F	
				9 KKGL-F					9 KRVB-F	
				9 KQXR-F >					9 KTIK	

Other Rated Stations				Metro Share	Cume Rating	TSA AQH Cume	Other Rated Stations--Outside Market				Metro Share	Cume Rating	TSA AQH Cume		
KBXL-F	REL	94.5	Caldwell	0.4	2.7	2	103	KJHY-F	SP-C	101.9	Emmel, ID	0.9	1.5	5	69
KKJC	G	950	Boise	0.4	1.4	2	47								
KMXM-F	C	100.7	Gooding	0.7	1.7	22	210								
KTIK	SPRTS	1350	Nampa	1.3	4.4	6	172								
KWEI-F	SP-VA	99.5	Fruitland	0.4	1.0	7	56								

BOISE

Consolidation Report			12+	25-54	Revenue	Format Performance						
						AM	FM	Total	%	Yr. Ago		
Citadel	27.8 %	30.2 %	41.0 %	AC	0	(0)	28	(2)	28	(2)	7.0 %	9.1 %
KBOI-AM, KIZN-FM, KKGL-FM, KOFC-FM, KZMG-FM				AOR/Classic/NR	0	(0)	101	(4)	101	(4)	25.3 %	23.9 %
Clear Channel	27.9 %	25.9 %	43.7 %	Black/Urban	0	(0)	0	(0)	0	(0)	0.0 %	0.0 %
KARO-FM, KCIX-FM, KFXD-AM, KIDO-AM, KLTB-FM, KXLT-FM				CHR	0	(0)	53	(3)	53	(3)	13.3 %	12.3 %
Journal Broadcast Group	24.9 %	25.0 %	12.1 %	Classical	0	(0)	0	(0)	0	(0)	0.0 %	0.0 %
KCID-AM, KCID-FM, KGEM-AM, KJOT-FM, KOXR-FM, KRVB-FM				Country	12	(1)	76	(3)	88	(4)	22.1 %	16.6 %
Local	2.7 %	1.1 %	1.7 %	Full Service	14	(1)	0	(0)	14	(1)	3.5 %	4.0 %
KMXM-FM, KTPZ-FM				Hispanic	0	(0)	6	(2)	6	(2)	1.5 %	2.1 %
	83.3 %	82.2 %	98.5 %	Jazz	0	(0)	0	(0)	0	(0)	0.0 %	0.0 %
				News/Talk	27	(1)	0	(0)	27	(1)	6.8 %	8.3 %
				Oldies	0	(0)	33	(1)	33	(1)	8.3 %	8.3 %
				Others/Unknown	0	(0)	0	(0)	0	(0)	0.0 %	0.0 %
				Religion/Gospel	2	(1)	2	(1)	4	(2)	1.0 %	0.8 %
				Soft AC	0	(0)	24	(1)	24	(1)	6.0 %	7.0 %
				Sports	6	(1)	0	(0)	6	(1)	1.5 %	1.3 %
				Standards/EZ	15	(1)	0	(0)	15	(1)	3.8 %	6.2 %
				Totals	76	(6)	323	(17)	399	(23)		

AM Stations

Station	Freq	Power	Format	Owner	Advertiser	Agency	City
KBOI	670	50 kw (DA-N)	Full Service	Westwd, CBS	\$30.00	Katz	Boise
KFXD	580	5 kw (DA-N)	Classic Country	ABC	\$ NA	Christal	Nampa
KGEM	1140	10 kw (DA-N)	Standards	Westwd	\$<20.00	Allied	Boise
KIDO	630	5 kw (DA-2)	Talk/News	ABC	\$27.00	Christal	Boise

FM Stations

Station	Freq	Power	Format	Owner	Advertiser	Agency	City
KARO	103.3	54 kw @ 2588	CHR	\$35.00	Christal	Clear Channel	Caldwell
KCID	107.1	49 kw @ 2654	AC	\$ NA	Allied	Journal Bcst Gp	Caldwell
KCIX	105.9	49 kw @ 2699	AC/CHR	\$35.00	Christal	Clear Channel	Garden City
KIZN	92.3	44 kw @ 2499	Country	\$32.00	Banner	Citadel	Boise
KJOT	105.1	53 kw @ 2588	Classic AOR	\$25.00	Allied	Journal Bcst Gp	Boise
KKGL	95.9	44 kw @ 2519	Classic AOR	\$<20.00	Katz	Citadel	Nampa
KLTB	104.3	52 kw @ 2578	Oldies	\$25.00	Christal	Clear Channel	Boise
KQFC	97.9	47 kw @ 2499	Country	\$51.00	Mc-Guild	Citadel	Boise
KQXR	100.3	100 kw @ 708	New Rock	\$<20.00	Allied	Journal Bcst Gp	Payette
KRVB	94.9	49 kw @ 2692	Progressive AOR	\$<20.00	Allied	Journal Bcst Gp	Nampa
KTPZ	99.1	80 kw @ 2192	CHR	\$ NA	Tacher	KMXM-F	Mountain Home
KXLT	107.9	45 kw @ 2684	Soft AC	\$<20.00	Christal	Clear Channel	Eagle
KZMG	93.1	50 kw @ 2631	CHR	\$35.00	Banner	Citadel	New Plymouth

Notes: 3/00 KARO-F changed from AOR to CHR as "Kiss 103.3" . . . 5/00 KFXJ-F changed calls to KRVB-F ("The River"); remains Progressive AOR

BOSTON

Arbitron Rank: 8 **Pop (12+):** 3,724,100
MSA Rank: 8
MSA Pop: 3,900,000
DMA: 6
Average Persons Rating: 15.2
Market TSL in Hours: 20.25

Stations: 35 / 28
Diaries: 4,618/ 806:1/ 49.8%
Sample Target: 4,600
% Below Line: 4.7
% Not Listed: 16.3
Pop per Station: 133,004

Last Year's Revenue: \$296,700,000
Household Income: \$61,384
Total Retail Sales: \$42.5 Bil.
#1 Biller: WBZ \$34,700,000
#1 Billing Portfolio
 CBS/Infinity \$126,700,000

12+ Metro	Format	Spring 00 1/4 Share	Win 00	Fall 99	Sum 99	Spg 99	4-Book Avg.	12+ Metro Cume / Rtg.	Fall 99	Spg 99	12+ TSA AQH / Cume	Revenue Level		
1	WBZ	N/T	415 / 7.3	8.9	7.9	8.2	7.4	8.1	7275 / 19.5	20.8	20.6	509 / 9038	L	WBZ
2	WXKS-F	CHR/AC	343 / 6.0	5.2	5.7	5.9	6.5	5.7	7156 / 19.2	19.7	20.6	386 / 8594	K	WXKS-F
3	WMJX-F	AC	314 / 5.5	5.4	5.5	4.6	5.8	5.3	5262 / 14.1	14.5	14.6	334 / 5858	K	WMJX-F
4	WRKO	T	281 / 5.0	5.1	5.0	4.7	5.1	4.9	3532 / 9.5	9.9	9.9	323 / 4323	I	WRKO
5	WJMN-F	CHR	276 / 4.9	4.3	5.7	5.5	5.4	5.1	6204 / 16.7	14.9	15.9	376 / 8712	J	WJMN-F
6	WBCN-F	AOR	242 / 4.3	3.9	5.0	4.6	5.1	4.4	5158 / 13.8	16.7	15.7	307 / 6584	L	WBCN-F
7	WCRB-F	CL	238 / 4.2	4.1	4.1	4.1	3.2	4.1	3787 / 10.2	10.7	9.8	316 / 5044	G	WCRB-F
8	WBMX-F	AC-NR	232 / 4.1	3.9	4.0	3.8	4.1	3.9	5610 / 15.1	14.2	14.3	304 / 7359	J	WBMX-F
9	WKLB-F	C	230 / 4.1	3.4	3.5	2.8	3.2	3.4	2818 / 7.6	7.4	6.9	287 / 3521	H	WKLB-F
10	WEEI	SPRTS	229 / 4.0	3.5	3.6	3.9	3.9	3.8	3784 / 10.2	10.3	10.7	283 / 4662	K	WEEI
11	WODS-F	O	220 / 3.9	4.0	4.5	4.2	5.0	4.1	4613 / 12.4	12.4	13.0	294 / 6073	J	WODS-F
12	WQSX-F	B/O	172 / 3.0	2.7	2.9	3.0	2.5	2.9	3270 / 8.8	8.5	8.0	200 / 3861	H	WQSX-F
13	WZLX-F	CL AOR	171 / 3.0	3.6	4.2	4.3	4.2	3.8	3732 / 10.0	10.2	10.5	220 / 4685	K	WZLX-F
14	WAAF-F	AOR-NR	154 / 2.7	3.1	2.7	3.4	3.3	3.0	2808 / 7.5	7.8	8.6	276 / 4313	I	WAAF-F
15	WROR-F	CL HITS	151 / 2.7	3.2	2.9	2.2	2.5	2.7	3049 / 8.2	8.5	7.8	191 / 3794	H	WROR-F
16	WBOT-F	B	112 / 2.0	1.2					1796 / 4.8			133 / 2297		WBOT-F
17	WBOS-F	AOR-P	104 / 1.8	2.1	1.7	1.8	2.4	1.9	2772 / 7.4	7.4	7.5	122 / 3421	I	WBOS-F
18	WPLM-F	SAC	98 / 1.7	2.1	1.7	1.5	1.4	1.8	1447 / 3.9	4.1	3.5	195 / 2706		WPLM-F
19	WTKK-F	T	93 / 1.6	1.2	0.8	2.0	2.2	1.4	1873 / 5.0	3.5	5.1	110 / 2259	G	WTKK-F
19	WXKS	ST	93 / 1.6	0.9	0.8	1.0	1.5	1.1	1193 / 3.2	2.7	3.1	95 / 1207	A	WXKS
21	WILD	B	83 / 1.5	1.0	1.6	0.8	0.9	1.2	757 / 2.0	1.9	2.1	85 / 782	C	WILD
22	WFNX-F	AOR-NR	65 / 1.1	1.3	1.4	1.1	1.2	1.2	2044 / 5.5	5.7	5.3	79 / 2310	D	WFNX-F
23	WAMG	SP-TP	59 / 1.0	0.7	0.7	1.3	1.0	0.9	433 / 1.2	1.1	1.3	59 / 433	E	WAMG
24	WZID-F	AC/SAC	58 / 1.0	0.8	1.0	0.6	0.5	0.9	891 / 2.4	1.9	1.8	144 / 1895		WZID-F

12+ FM Share (Metro): 73.93% (3469 of 4692) (Spring 99: 75.04%)

Teens	18-34	18-49	25-49	25-54	35+	12+ AMD	12+ Mid	12+ PMD	12+ Eve	12+ Wknd
1 WJMN-F >	1 WXKS-F	1 WXKS-F	1 WXKS-F <	1 WMJX-F	1 WBZ >	1 WBZ >	1 WMJX-F <	1 WXKS-F <	1 WEEI <	1 WBZ <
2 WXKS-F >>	2 WBCN-F <	2 WMJX-F	2 WMJX-F <	2 WXKS-F <	2 WRKO	2 WBCN-F	2 WXKS-F	2 WRKO	2 WBZ <	2 WXKS-F
3 WBOT-F	3 WJMN-F	2 WBCN-F <	3 WBMX-F	3 WBMX-F	3 WMJX-F <	3 WXKS-F <	3 WRKO <	3 WJMN-F <	3 WMJX-F	3 WJMN-F
4 WBCN-F <	4 WBMX-F	4 WBMX-F	4 WBCN-F	4 WQSX-F	4 WODS-F <	4 WRKO <	4 WBZ <	4 WBZ	4 WJMN-F	4 WMJX-F
5 WAAF-F	5 WAAF-F	5 WJMN-F	4 WQSX-F	4 WBCN-F <	5 WCRB-F <	5 WMJX-F <	5 WKLB-F <	5 WMJX-F	5 WCRB-F	4 WCRB-F <
6 WMJX-F <	6 WQSX-F <	6 WZLX-F	6 WZLX-F	6 WKLB-F <	6 WEEI <	6 WJMN-F <	6 WODS-F <	6 WCRB-F	6 WXKS-F	6 WKLB-F <
7 WQSX-F	7 WZLX-F	7 WKLB-F <	7 WZLX-F	7 WKLB-F >	7 WBMX-F	7 WBMX-F	7 WBMX-F <	6 WBMX-F	7 WBMX-F <	7 WODS-F <
8 WZLX-F <	8 WAAF-F <	8 WEEI <	7 WODS-F <	8 WROR-F <	8 WROR-F <	8 WEEI <	6 WKLB-F	8 WBOT-F <	8 WBMX-F	8 WBMX-F
9 WBOT-F >	9 WKLB-F <	9 WROR-F <	9 WEEI <	9 WXKS-F	9 WCRB-F <	9 WCRB-F <	6 WODS-F <	9 WKLB-F	8 WRKO	8 WRKO
10 WBOS-F	10 WEEI <	10 WJMN-F <	10 WBZ <	10 WODS-F	10 WZLX-F	10 WZLX-F	10 WBCN-F	10 WBCN-F <	10 WEEI	10 WEEI
10 WKLB-F <							10 WQSX-F <	10 WEEI		

Wom 18-24	Wom 18-34	Wom 25-34	Wom 18-49	Wom 25-54	Men 18-24	Men 18-34	Men 25-34	Men 18-49	Men 25-54	12+ Ovrnite
1 WXKS-F >	1 WXKS-F >	1 WXKS-F <	1 WXKS-F	1 WMJX-F	1 WBCN-F >	1 WBCN-F	1 WBCN-F	1 WBCN-F >	1 WEEI <	1 WBZ >>>
2 WJMN-F >>	2 WJMN-F <	2 WBMX-F	2 WMJX-F	2 WXKS-F	2 WJMN-F	2 WAAF-F	2 WAAF-F	2 WEEI	2 WBCN-F	2 WMJX-F >
3 WMJX-F <	3 WBMX-F	2 WQSX-F	3 WBMX-F	3 WBMX-F	2 WAAF-F >	3 WJMN-F	3 WBMX-F <	2 WZLX-F <	3 WZLX-F	3 WRKO
4 WBOT-F	4 WQSX-F <	4 WMJX-F	4 WQSX-F <	4 WQSX-F	4 WZLX-F	4 WZLX-F <	4 WEEI	4 WAAF-F	4 WBZ <	4 WJMN-F <
5 WBCN-F <	5 WMJX-F >	5 WJMN-F	5 WJMN-F >	5 WKLB-F	5 WXKS-F	5 WBMX-F <	5 WZLX-F	5 WJMN-F <	5 WODS-F <	5 WROR-F <
6 WBMX-F	6 WBOT-F <	6 WBCN-F <	6 WKLB-F	6 WCRB-F <	6 WMJX-F	6 WEEI <	5 WJMN-F <	6 WXKS-F <	6 WAAF-F <	6 WXKS-F <
7 WAAF-F	7 WBCN-F	7 WCRB-F <	7 WODS-F <	7 WBOT-F <	7 WBOT-F <	7 WXKS-F	7 WBMX-F	7 WROR-F <	7 WROR-F <	7 WKLB-F
8 WQSX-F <	8 WBOS-F <	8 WBOT-F <	8 WBCN-F <	8 WJMN-F <	8 WKLB-F <	8 WMJX-F <	8 WKLB-F	8 WMJX-F	8 WBMX-F <	
9 WBOS-F	9 WCRB-F	9 WBOS-F >	9 WBOT-F <	9 WROR-F	9 WBMX-F	9 WBOT-F	9 WBOT-F <	8 WBZ <	9 WXKS-F <	
10 WZLX-F	10 WAAF-F		10 WROR-F <	10 WBZ	9 WEEI	9 WKLB-F		10 WKLB-F	10 WKLB-F <	
								10 WROR-F		

BOSTON

Consolidation Report	12+	25-54	Revenue	Format Performance	AM	FM	Total	%	Yr. Ago
CBS/Infinity WBCN-FM, WBMX-FM, WBZ-AM, WODS-FM, WZLX-FM	22.6 %	22.2 %	42.7 %	AC	0 (0)	594 (3)	594 (3)	12.7 %	18.8 %
Clear Channel WJMH-FM, WXKS-AM, WXKS-FM	12.5 %	9.3 %	16.3 %	AOR/Classic/NR	0 (0)	874 (10)	874 (10)	18.6 %	21.9 %
Entercom WAAF-FM, WEEI-AM, WQSX-FM, WRKO-AM	14.7 %	13.9 %	17.9 %	Black/Urban	83 (1)	284 (2)	367 (3)	7.8 %	1.1 %
Greater Media WBOS-FM, WKLB-FM, WMJX-FM, WROR-FM, WTKK-FM	15.7 %	18.8 %	18.6 %	CHR	0 (0)	619 (2)	619 (2)	13.2 %	14.4 %
Mega WAMG-AM, WBPS-AM	1.3 %	1.5 %	1.3 %	Classical	0 (0)	238 (1)	238 (1)	5.1 %	4.3 %
				Country	0 (0)	262 (2)	262 (2)	5.6 %	5.0 %
				Full Service	0 (0)	0 (0)	0 (0)	0.0 %	0.0 %
				Hispanic	78 (2)	0 (0)	78 (2)	1.7 %	1.1 %
				Jazz	0 (0)	0 (0)	0 (0)	0.0 %	2.6 %
				News/Talk	715 (3)	93 (1)	808 (4)	17.2 %	14.8 %
				Oldies	0 (0)	371 (2)	371 (2)	7.9 %	5.9 %
				Others/Unknown	0 (0)	0 (0)	0 (0)	0.0 %	0.0 %
				Religion/Gospel	25 (1)	0 (0)	25 (1)	0.5 %	1.2 %
				Soft AC	0 (0)	134 (2)	134 (2)	2.9 %	2.3 %
				Sports	229 (1)	0 (0)	229 (1)	4.9 %	4.7 %
				Standards/EZ	93 (1)	0 (0)	93 (1)	2.0 %	2.2 %
				Totals	1223 (9)	3469 (25)	4692 (34)		

AM Stations

Station	Freq	Power	Format	Revenue	Company	City
WAMG	1150	5 kw (DA-2)	Hispanic-Tropical	\$ NA	Caballero Mega	Boston
WBZ	1030	50 kw (DA-1)	News/Talk	ABC, CBS, AP \$327.00	Group W CBS/Infinity	Boston
WEEI	850	50 kw (DA-2)	Sports	CBS, Westwd \$215.00	Eastman Entercom	Boston
WILD	1090	5 kw (Days)	Black	ABC \$52.00	Interep LMA to Radio One	Boston
WRKO	680	50 kw (DA-2)	Talk	ABC \$180.00	Eastman Entercom	Boston
WXKS	1430	5 kw/1 kw (DA-N)	Standards	Westwd \$50.00	Katz Clear Channel	Everett

FM Stations

Station	Freq	Power	Format	Revenue	Company	City
WAAF	107.3	18.5 kw @ 822	AOR-New Rock	\$142.00	D&R Entercom	Worcester
WBCN	104.1	20.9 kw @ 771	AOR	Westwd \$350.00	CBS CBS/Infinity	Boston
WBMX	98.5	9 kw @ 1145	Modern AC	\$235.00	Christal CBS/Infinity	Boston
WBOS	92.9	8.81 kw @ 1152	Progressive AOR	\$155.00	Mc-Guild Greater Media	Brookline
WBOT	97.7	2.7 kw @ 492	Black	\$ NA	-- Radio One	Brockton, MA
WCRB	102.5	8.1 kw @ 1152	Classical	\$125.00	Allied Charles River	Waltham
WFEX	92.1	0.18 kw @ 1332	Simul. WFNX-F			Peterborough, NH
WFNX	101.7	1.65 kw @ 449	New Rock	\$60.00	Allied	Lynn
WJMN	94.5	11.5 kw @ 1053	CHR	\$165.00	Katz Clear Channel	Boston
WKLB	99.5	32 kw @ 600	Country	\$100.00	Mc-Guild Greater Media	Lowell
WMJX	105.7	21.4 kw @ 771	AC	\$251.00	Mc-Guild Greater Media	Boston
WODS	103.3	16 kw @ 887	Oldies	\$200.00	CBS CBS/Infinity	Boston
WPLM	99.1	50 kw @ 430	Soft AC	Westwd \$ NA	K&P	Plymouth
WQSX	93.7	34 kw @ 587	Black Oldies	\$ NA	Christal Entercom	Lawrence
WROR	105.7	8.5 kw @ 1145	Classic Hits	\$ NA	Mc-Guild Greater Media	Framingham
WTKK	95.9	9 kw @ 1152	Talk	Westwd, CNN \$150.00	Mc-Guild Greater Media	Boston
WXKS	107.9	20.5 kw @ 771	CHR/AC	\$310.00	Katz Clear Channel	Medford
WZLX	100.7	21.4 kw @ 771	Classic AOR	Westwd \$260.00	Infinity CBS/Infinity	Boston

Notes: WZID-F - See Manchester . . . * WAMG revenue level includes WBPS revenue . . . 6/00 WMKI (1260) sold by Hibernia to ABC as part of a 6 station, \$19,800,000 transaction

BRIDGEPORT

Arbitron Rank 112 Pop (12+) 379,500
 MSA Rank: 69 (Fairfield Co.)
 MSA Pop: 846,000
 DMA: NY (#1)
 Average Persons Rating: 16.1
 Market TSL in Hours 21.25

Stations 41 / 5
 Diaries: 1,173 / 324:1 / 47.7%
 Sample Target: 1,210
 % Below Line: 53.4
 % Not Listed: 10.0
 Pop per Station: 75,900

Last Year's Revenue: \$32,700,000
 Household Income: \$61,947
 Total Retail Sales: \$5.3 Bil.
 #1 Biller: WEBE-F \$9,400,000
 #1 Billing Portfolio
 Nassau, pend. \$15,000,000

12+ Metro	Format	Spring 00 1/4 Share	Fall 99	Spg 99	Fall 98	Spg 98	12+ Metro Cume / Rtg	Fall 99	Spg 99	12+ TSA AQH / Cume	Revenue Level	
1	WEZN-F	81 / 13.3	12.4	12.8	10.4	12.2	935 / 24.6	25.4	29.1	81 / 935	G	WEZN-F
2	WICC	68 / 11.1	10.0	12.8	11.0	11.6	927 / 24.4	22.6	25.8	68 / 927	E	WICC
3	WEBE-F	63 / 10.3	9.5	10.4	13.3	10.4	741 / 19.5	21.5	25.2	63 / 741	H	WEBE-F
4	WKCI-F	33 / 5.4	5.6	4.4	4.0	4.5	646 / 17.0	16.9	17.2	33 / 646		WKCI-F
5	WQHT-F	27 / 4.4	4.1	3.9	4.3	4.8	430 / 11.3	11.1	12.0	27 / 430		WQHT-F
6	WPLR-F	26 / 4.3	3.9	3.9	4.7	2.6	391 / 10.3	10.4	12.5	26 / 391		WPLR-F
7	WFAN	25 / 4.1	4.7	3.9	5.1	4.4	430 / 11.3	14.9	13.1	25 / 430		WFAN
8	WCBS	18 / 2.9	2.9	2.5	2.9	2.6	385 / 10.1	12.2	10.7	18 / 385		WCBS
9	WSKQ-F	13 / 2.1	1.8	3.0	2.5	3.2	184 / 4.9	5.0	5.4	13 / 184		WSKQ-F
9	WMRQ-F	13 / 2.1	1.0	1.2	1.9	1.1	280 / 7.4	4.4	6.5	13 / 280		WMRQ-F
9	WOR	13 / 2.1	1.8	1.6	2.0	1.5	155 / 4.1	4.6	3.9	13 / 155		WOR
12	WEFX-F	12 / 2.0	0.7	0.6	1.2	2.0	254 / 6.7	2.8	4.0	12 / 254	D	WEFX-F
12	WVYZ-F	12 / 2.0	2.8	3.1	2.0	2.9	185 / 4.9	6.6	8.1	12 / 185		WVYZ-F
14	WRKS-F	11 / 1.8	2.5	1.4	2.0	2.3	207 / 5.5	5.6	5.2	11 / 207		WRKS-F
14	WDRC-F	11 / 1.8	1.8	1.6	1.6	1.1	181 / 4.8	6.0	6.3	11 / 181		WDRC-F
16	WXRK-F	10 / 1.6	1.6	2.0	2.0	1.7	259 / 6.8	5.6	5.4	10 / 259		WXRK-F
17	WAVZ	9 / 1.5	0.3	0.9	0.6	0.9	104 / 2.7	1.7	1.9	9 / 104		WAVZ
18	WKSS-F	8 / 1.3	1.3	1.6	1.1	0.6	219 / 5.8	6.3	6.3	8 / 219		WKSS-F
18	WQCD-F	8 / 1.3	1.6	1.1	1.4	1.8	152 / 4.0	4.4	3.1	8 / 152		WQCD-F
18	WBLI-F	8 / 1.3	0.8	0.9	0.6	0.9	254 / 6.7	5.6	6.5	8 / 254		WBLI-F
18	WABC	8 / 1.3	1.8	2.2	1.2	2.4	153 / 4.0	5.1	3.9	8 / 153		WABC

12+ FM Share (Metro): 71.09% (391 of 550) (Spring 99: 68.76%)

Teens	18-34	18-49	25-49	25-54	35+	12+ AMD	12+ Mid	12+ PMD	12+ Eve	12+ Wknd
1 WQHT-F >>	1 WEZN-F	1 WEZN-F	1 WEBE-F	1 WEZN-F <	1 WICC	1 WICC >	1 WEBE-F	1 WEZN-F	1 WEZN-F	1 WICC
2 WKCI-F	2 WKCI-F >	2 WEBE-F >	1 WEZN-F >>	2 WEBE-F >>	2 WEZN-F	2 WEZN-F	1 WEZN-F >>	2 WEBE-F >	2 WQHT-F	2 WEZN-F >>
2 WEZN-F >>	3 WEBE-F	3 WKCI-F	3 WPLR-F	3 WPLR-F	3 WEBE-F >>	3 WEBE-F >	3 WICC	3 WKCI-F	3 WICC	3 WEBE-F <
4 WBLI-F	3 WQHT-F >	4 WPLR-F	3 WKCI-F >	3 WKCI-F	4 WFAN	4 WFAN	4 WPLR-F	4 WQHT-F <	4 WEBE-F	4 WKCI-F
4 WMRQ-F >>	5 WMRQ-F	5 WQHT-F	5 WFAN	5 WICC <	5 WPLR-F <	5 WPLR-F <	4 WKCI-F >	5 WICC	5 WKCI-F	5 WQHT-F
	6 WPLR-F	6 WFAN	5 WQHT-F	6 WFAN	6 WCBS >	6 WKCI-F	6 WFAN	6 WPLR-F <	6 WOR >	6 WFAN
	7 WXRK-F	7 WSKQ-F	7 WSKQ-F	7 WQHT-F	7 WOR	7 WCBS	7 WQHT-F	7 WFAN	7 WRKS-F	7 WPLR-F <
	7 WSKQ-F	7 WMRQ-F	7 WEFX-F	8 WSKQ-F <	7 WDRC-F <	8 WXRK-F <	7 WCBS	8 WCBS	7 WCBS	8 WSKQ-F
		7 WEFX-F	7 WICC >	9 WEFX-F	9 WKCI-F	9 WQHT-F	9 WEFX-F	9 WVYZ-F	7 WMRQ-F	8 WRKS-F
		10 WICC				10 WSKQ-F		10 WOR <		8 WCBS <

Wom 18-24	Wom 18-34	Wom 25-34	Wom 18-49	Wom 25-54	Men 18-24	Men 18-34	Men 25-34	Men 18-49	Men 25-54	12+ Ovrnite
1 WEZN-F	1 WEZN-F <	1 WEZN-F	1 WEZN-F	1 WEZN-F <	1 WMRQ-F	1 WEZN-F	1 WEZN-F >	1 WEBE-F	1 WEBE-F	1 WICC >>
2 WKCI-F >	2 WKCI-F	1 WKCI-F	2 WEBE-F >	2 WEBE-F >>	2 WKCI-F	2 WKCI-F	2 WKCI-F	1 WEZN-F	1 WEZN-F	2 WQHT-F
3 WQHT-F >	3 WEBE-F	3 WKCI-F	3 WKCI-F	3 WKCI-F	2 WQHT-F >	3 WMRQ-F	2 WEBE-F	3 WFAN	3 WFAN <	3 WEZN-F
4 WEBE-F	4 WQHT-F >>>	4 WQHT-F >	4 WQHT-F >	4 WQHT-F	4 WEZN-F	4 WEBE-F	2 WXRK-F	3 WPLR-F >	4 WPLR-F	4 WEBE-F
4 WHTZ-F >	5 WHTZ-F	5 WSKQ-F >	5 WPLR-F	5 WICC	4 WKSS-F >>	4 WXRK-F	2 WEFX-F	5 WKCI-F	5 WEFX-F	5 WOR
	5 WKSS-F		6 WICC	6 WPLR-F		4 WPLR-F	2 WPLR-F	6 WEFX-F	6 WICC	
	5 WSKQ-F >			7 WSKQ-F		7 WEFX-F	7 WFAN	7 WMRQ-F	6 WXRK-F	
				7 WRKS-F >		7 WFAN	7 WMRQ-F >	7 WXRK-F	6 WKCI-F	
						7 WQHT-F		9 WQHT-F	9 WSKQ-F	
								9 WSKQ-F >	10 WCBS	

BRIDGEPORT

Other Rated Stations				Metro Share	Cume Rating	TSA AQH Cume		Format	Performance	AM	FM	Total	%	Yr. Ago
WCUM	SP	1230	Bridgeport	0.8	2.6	5	99	AC		0 (0)	71 (2)	71 (2)	12.9 %	13.1 %
WFIF	REL	1500	Fairfield	1.0	1.5	6	58	AOR/Classic/NR		0 (0)	70 (7)	70 (7)	12.7 %	11.5 %
Other Rated Stations--Outside Market				Metro Share	Cume Rating	TSA AQH Cume		Format	Performance	AM	FM	Total	%	Yr. Ago
WAXQ-F	CLAOR	104.3	New York	0.3	1.1	2	42	Classical		0 (0)	0 (0)	0 (0)	0.0 %	0.0 %
WBLS-F	B/AC	107.5	New York	0.7	3.1	4	116	Country		0 (0)	12 (1)	12 (1)	2.2 %	3.5 %
WCBS-F	O	101.1	New York	0.3	1.9	2	71	Full Service		75 (3)	0 (0)	75 (3)	13.6 %	15.0 %
WELI	FS	960	New Haven	0.8	2.9	5	111	Hispanic		5 (1)	15 (2)	20 (3)	3.6 %	3.8 %
WHTZ-F	CHR	100.3	Newark, NJ	1.1	7.5	7	285	Jazz		0 (0)	8 (1)	8 (1)	1.5 %	1.2 %
WKHL-F	O	95.9	Norwalk	1.0	4.8	6	183	News/Talk		39 (3)	3 (1)	42 (4)	7.6 %	7.3 %
WKTU-F	CHR/U	103.5	Lake Success, NY	1.1	5.6	7	212	Oldies		0 (0)	19 (3)	19 (3)	3.5 %	3.7 %
WLIR-FF	AOR-NR	92.7	Garden City, NY	0.3	0.9	2	34	Others/Unknown		0 (0)	0 (0)	0 (0)	0.0 %	0.0 %
WNEW-F	T	102.7	New York	0.5	2.3	3	86	Religion/Gospel		6 (1)	0 (0)	6 (1)	1.1 %	1.2 %
WPAT-F	SP-C	93.1	Paterson, NJ	0.3	1.4	2	52	Soft AC		0 (0)	81 (1)	81 (1)	14.7 %	14.3 %
WPLJ-F	CHR/AC	95.5	New York	0.8	3.5	5	133	Sports		25 (1)	0 (0)	25 (1)	4.5 %	4.4 %
WRKI-F	AOR	95.1	Brookfield, CT	0.8	5.3	5	203	Standards/EZ		9 (1)	0 (0)	9 (1)	1.6 %	2.8 %
WTIC	FS/T	1080	Hartford	0.3	0.9	2	34	Totals		159 (10)	391 (30)	550 (40)		
WTJM-F	B/O	105.1	New York	0.3	1.7	2	65							
WXXP-F	CHR/U	105.3	Calverton, NY	0.7	2.9	4	111							
WYBC-F	B/U	94.3	New Haven	0.3	1.2	2	44							
WZMX-F	B/O	93.7	Hartford	0.3	2.1	2	81							

AM Stations

WICC	600	1 kw/0.5 kw (DA-2)	Full Service	AP	\$50.00	Christal	Nassau, pend.	Bridgeport
------	-----	--------------------	--------------	----	---------	----------	---------------	------------

FM Stations

WEBE	107.9	50 kw @ 384	AC	\$110.00	Christal	Nassau, pend.	Westport
WEZN	99.9	27.5 kw @ 669	Soft AC	\$117.00	Katz	Cox Radio	Bridgeport

Notes: Other ranked stations -- See New York, New Haven, Hartford or Nassau-Suffolk . . . The market's Metro and Total survey areas are the same . . . There is no Consolidation Report (no duopolies in place) . . . Revenue data are for all of Fairfield County (the Arbitron metros of Bridgeport, Danbury and Stamford-Norwalk)

BUFFALO

Arbitron Rank: 45 Pop (12+): 962,000	Stations: 26 / 22	Last Year's Revenue: \$52,100,000
MSA Rank: 48	Diaries: 2,473/ 389:1/ 58.2%	Household Income: \$44,040
MSA Pop: 1,150,000	Sample Target: 2,420	Total Retail Sales: \$10.5 Bil
DMA: 43	% Below Line: 3.2	#1 Biller: WGRF-F \$6,700,000
Average Persons Rating: 15.7	% Not Listed: 11.7	#1 Billing Portfolio
Market TSL In Hours: 20.75	Pop per Station: 43,727	Entercom \$17,810,000

12+ Metro	Format	Spring 00 1/4 Share	Win 00	Fall 99	Sum 99	Spg 99	4-Book Avg.	12+ Metro Cume / Rtg.	Fall 99	Spg 99	12+ TSA AQH / Cume	Revenue Level		
1	WYRK-F	C	136 / 9.0	92	87	87	96	89	1773 / 18.4	177	171	158 / 2096	G	WYRK-F
2	WKSE-F	CHR	127 / 8.4	87	80	85	81	84	2268 / 23.6	231	238	156 / 2733	G	WKSE-F
3	WBEN	FS/T	126 / 8.4	101	68	70	77	81	1746 / 18.1	198	186	134 / 1870	F	WBEN
4	WJYE-F	SAC	124 / 8.2	70	6.9	6.1	82	71	1651 / 17.2	167	170	129 / 1721	G	WJYE-F
5	WGRF-F	AOR/CL	118 / 7.8	79	83	93	68	83	1832 / 19.0	228	167	140 / 2052	G	WGRF-F
6	WBLK-F	B	111 / 7.4	76	76	77	76	76	1316 / 13.7	132	130	112 / 1369	E	WBLK-F
7	WHTT-F	O	95 / 6.3	64	59	66	82	63	1800 / 18.7	170	260	110 / 2076	G	WHTT-F
8	WTSS-F	AC/CHR	77 / 5.1	49	4.6	4.4	49	48	1477 / 15.3	136	144	124 / 2311	F	WTSS-F
9	WEDG-F	AOR-NR	75 / 5.0	44	4.5	5.2	41	48	1507 / 15.7	144	147	81 / 1681	E	WEDG-F
10	WECK	ST	71 / 4.7	46	53	48	49	49	936 / 9.7	101	107	73 / 966	B	WECK
11	WBUF-F	B/O	53 / 3.5	27	4.4	3.9	33	36	1147 / 11.9	126	153	57 / 1283	C	WBUF-F
12	WGR	SPRTS	41 / 2.7	48	4.5	4.2	52	41	914 / 9.5	147	154	43 / 1001	D	WGR
13	WWWS	B/O	33 / 2.2	12	1.1	1.4	17	15	369 / 3.8	27	31	33 / 369	A	WWWS
14	CKEY-F	AOR-P	26 / 1.7	17	17	19	12	18	692 / 7.2	77	67	27 / 714		CKEY-F
15	CHTZ-F	AOR	21 / 1.4	14	14	12	13	13	498 / 5.2	52	41	24 / 564		CHTZ-F
16	WNUC-F	C	18 / 1.2	12	12	14	17	12	564 / 5.8	60	65	43 / 993	B	WNUC-F
17	CILO-F	AOR	16 / 1.1	12	1.2	1.5	08	12	389 / 4.0	40	34	17 / 398		CILO-F

12+ FM Share (Metro) 77.31% (1029 of 1331) (Spring 99 74.58%)

Teens	18-34	18-49	25-49	25-54	35+	12+ AMD	12+ Mid	12+ PMD	12+ Eve	12+ Wknd
1 WKSE-F >>>	1 WKSE-F <	1 WGRF-F	1 WGRF-F >	1 WGRF-F	1 WBEN	1 WBEN >	1 WJYE-F	1 WKSE-F <	1 WKSE-F <	1 WYRK-F
2 WBLK-F >	2 WBLK-F <	2 WKSE-F <	2 WYRK-F <	2 WJYE-F <	2 WYRK-F <	2 WYRK-F <	2 WYRK-F <	2 WYRK-F <	2 WYRK-F	2 WBLK-F
3 WEDG-F >>>	3 WGRF-F	3 WBLK-F	3 WJYE-F <	3 WYRK-F	3 WJYE-F	3 WJYE-F <	3 WGRF-F <	2 WGRF-F <	3 WYRK-F <	3 WBLK-F
4 WEOG-F >	4 WYRK-F <	4 WTSS-F <	4 WTSS-F <	4 WHTT-F <	4 WKSE-F	4 WBEN	4 WBLK-F <	4 WGRF-F <	4 WGRF-F <	4 WGRF-F <
5 WYRK-F	5 WJYE-F <	5 WBLK-F	5 WBLK-F <	5 WECK	5 WGRF-F	5 WTSS-F <	5 WBEN <	5 WHTT-F	5 WHTT-F	5 WJYE-F <
5 WTSS-F	6 WTSS-F <	6 WKSE-F	6 WHTT-F	6 WGRF-F >	6 WEOG-F	6 WHTT-F <	6 WJYE-F	6 WJYE-F	6 WJYE-F <	6 WHTT-F
7 WJYE-F >	7 WEDG-F >	7 WBUF-F	7 WKSE-F <	7 WTSS-F	6 WHTT-F <	7 WKSE-F <	7 WHTT-F <	7 WHTT-F <	7 WEDG-F	7 WGRF-F
	8 WBUF-F <	8 WHTT-F <	8 WBEN <	8 WBUF-F	8 WBLK-F	8 WBLK-F	8 WEDG-F <	8 WGRF-F	8 WGRF-F	8 WBLK-F
		9 WEDG-F <	9 WBUF-F	9 WBLK-F	9 WECK	9 WECK	9 WTSS-F			9 WTSS-F <
					9 WGR-F					

Wom 18-24	Wom 18-34	Wom 25-34	Wom 18-49	Wom 25-54	Men 18-24	Men 18-34	Men 25-34	Men 18-49	Men 25-54	12+ Ovrnite
1 WKSE-F >>>	1 WKSE-F >	1 WKSE-F <	1 WKSE-F	1 WJYE-F	1 WEDG-F >	1 WEDG-F <	1 WGRF-F	1 WGRF-F >	1 WGRF-F >	1 WBEN >
2 WBLK-F >>>	2 WBLK-F >	2 WTSS-F <	2 WJYE-F	2 WTSS-F <	2 WKSE-F <	2 WGRF-F	2 WEDG-F	2 WEDG-F	2 WYRK-F	2 WBLK-F <
3 WEDG-F	3 WJYE-F <	3 WBLK-F	3 WBLK-F <	3 WYRK-F	3 WBLK-F	3 WBLK-F	3 WBLK-F >	3 WBLK-F >	3 WEDG-F	3 WKSE-F <
3 WJYE-F	4 WTSS-F	3 WJYE-F <	4 WTSS-F <	4 WKSE-F	3 WGRF-F >>>	4 WKSE-F	4 WYRK-F <	4 WYRK-F >	3 WBLK-F	4 WYRK-F
	4 WGRF-F	5 WGRF-F <	5 WYRK-F	5 WGRF-F	5 WYRK-F	5 WYRK-F	5 CHTZ-F	5 WKSE-F <	3 WHTT-F <	5 WGRF-F >
	6 WYRK-F >	6 WYRK-F	6 WGRF-F >	6 WBLK-F <	6 CHTZ-F	6 CHTZ-F	6 WTSS-F	6 WHTT-F	6 WGRF-F	6 WBLK-F
			7 WBUF-F	7 WHTT-F <	6 WTSS-F	6 WTSS-F	6 WHTT-F	6 WTSS-F	7 WBEN <	7 WBLK-F
				8 WBUF-F <	6 WHTT-F >	6 WHTT-F >	6 WGRF-F		8 WTSS-F	8 WTSS-F
									9 WBUF-F <	9 WBUF-F <

Other Rated Stations				Metro Share	Cume Rating	TSA AOH Cume	Other Rated Stations--Outside Market				Metro Share	Cume Rating	TSA AOH Cume		
CFNY-F	AOR-NR	102.1	Toronto ON	0.8	37	13	384	CBL-F	CL	94.1	Toronto ON	0.3	15	5	146
WDC-F	REL	99.5	Buffalo	0.7	27	11	324	CKFM-F	AC	99.9	Toronto ON	0.3	18	5	188
WIVI	T	1340	Lockport	0.5	10	7	100								
WMNY	B/G	1120	Buffalo	0.3	09	5	95								
WUJ-F	B/G	1080	Amherst	0.5	14	9	144								
WVBF	CHR	1520	Buffalo	0.3	16	5	165								
WVBT	F	1300	Lancaster	0.4	21	6	213								

BUFFALO

Consolidation Report			12+	25-54	Revenue	Format Performance					
						AM	FM	Total	%	Yr. Ago	
CBS/Infinity			32.8 %	30.7 %	32.6 %	AC	0 (0)	82 (2)	82 (2)	6.2 %	9.1 %
WBLK-FM, WBUF-FM, WECK-AM, WJYE-FM, WYRK-FM						AOR/Classic/NR	0 (0)	268 (6)	268 (6)	20.1 %	16.3 %
Citadel			19.4 %	22.7 %	29.9 %	Black/Urban	33 (1)	164 (2)	197 (3)	14.8 %	10.3 %
WEDG-FM, WGRF-FM, WHTT-FM, WMNY-AM						CHR	5 (1)	127 (1)	132 (2)	9.9 %	9.0 %
Entercom			27.1 %	24.6 %	34.2 %	Classical	0 (0)	5 (1)	5 (1)	0.4 %	0.0 %
WBEN-AM, WGR-AM, WKSE-FM, WTSS-FM, WWKB-AM, WWWS-AM						Country	6 (1)	154 (2)	160 (3)	12.0 %	13.0 %
			79.4 %	78.0 %	96.7 %	Full Service	126 (1)	0 (0)	126 (1)	9.5 %	8.6 %
						Hispanic	0 (0)	0 (0)	0 (0)	0.0 %	0.0 %
						Jazz	0 (0)	0 (0)	0 (0)	0.0 %	0.0 %
						News/Talk	7 (1)	0 (0)	7 (1)	0.5 %	6.6 %
						Oldies	0 (0)	95 (1)	95 (1)	7.1 %	9.1 %
						Others/Unknown	0 (0)	0 (0)	0 (0)	0.0 %	0.0 %
						Religion/Gospel	13 (2)	10 (1)	23 (3)	1.7 %	2.6 %
						Soft AC	0 (0)	124 (1)	124 (1)	9.3 %	9.2 %
						Sports	41 (1)	0 (0)	41 (1)	3.1 %	0.8 %
						Standards/EZ	71 (1)	0 (0)	71 (1)	5.3 %	5.5 %
						Totals	302 (9)	1029 (17)	1331 (26)		

AM Stations

Station	Freq	Power	Format	Parent	Revenue	Company	City
WBEN	930	5 kw (DA-N)	Full Service/Talk	CBS, Westwd	\$100.00	Allied Entercom	Buffalo
WECK	1230	1 kw	Standards	Westwd	\$<20.00	Christal CBS/Infinity	Cheektowaga
WGR	550	5 kw (OA-N)	Talk	ABC, ESPN	\$49.00	Allied Entercom	Buffalo
WWWS	1400	1 kw	Black Oldies	ABC	\$ NA	Allied Entercom	Buffalo

FM Stations

Station	Freq	Power	Format	Parent	Revenue	Company	City
CHTZ	97.7	50 kw @ 492	AOR		\$ NA	Integrated Corus, pend.	St. Catharines, ON
CILQ	107.1	40 kw @ 1381	AOR		\$ NA	Canadian	Toronto, ON
CKEY	101.1	26 kw @ 400	Progressive AOR		\$ NA	-- JSA by Citadel	Fl. Erie, ON
WBLK	93.7	50 kw @ 400	Black	CBS	\$57.00	Katz CBS/Infinity	Depew
WBUF	92.9	91 kw @ 580	Black Oldies	CBS	\$ NA	Christal CBS/Infinity	Buffalo
WEDG	103.3	49 kw @ 340	AOR-New Rock		\$64.00	Interep Citadel	Buffalo
WGRF	95.9	24 kw @ 712	AOR/Classic AOR		\$79.00	Interep Citadel	Buffalo
WHTT	104.1	50 kw @ 390	Oldies	Westwd	\$85.00	Allied Citadel	Buffalo
WJYE	95.1	47 kw @ 505	Soft AC		\$84.00	Christal CBS/Infinity	Buffalo
WKSE	98.5	46 kw @ 420	CHR		\$77.00	O&R Entercom	Niagara Falls
WNUC	107.7	12 kw @ 800	Country	Westwd	\$25.00	-- Adelphia	Wethersfield
WTSS	102.5	110 kw @ 1340	AC/CHR		\$70.00	D&R Entercom	Buffalo
WYRK	106.5	50 kw @ 466	Country		\$90.00	Christal CBS/Infinity	Buffalo

Notes: 2/00 All Sports programming on WBEN and WWKB was transferred to WGR, which became Sports; WWKB changed from Sports to simulcasting CHR WKSE-F . . . 4/00 WMJQ-F changed calls to WTSS-F ("Star 102.5"); remains Hot AC . . . 4/00 WNUC-F sold to Adelphia Communications for \$5,625,000 (MVP); WNUC-F will begin to carry games of Adelphia's NHL Buffalo Sabres starting with the 2000-01 season . . . 6/00 WLVL (1340; Lockport) added some Standards programming to its Talk fare

CANTON

Arbitron Rank 123 Pop (12+) 335,500	Stations 36 / 9	Last Year's Revenue: \$12,500,000
MSA Rank: 127	Diaries: 1,151 / 291:1 / 61.0%	Household Income: \$42,281
MSA Pop: 403,000	Sample Target: 1,140	Total Retail Sales: \$5.0 Bil.
DMA: 13 (Cleveland)	% Below Line: 49.5	#1 Biller: WHBC-F \$3,250,000
Average Persons Rating: 15.1	% Not Listed: 11.9	#1 Billing Portfolio
Market TSL in Hours 19.75	Pop per Station: 37,278	WHBC-AF \$5,950,000

12+ Metro	Format	Spring 00 1/4 Share	Fall 99	Spg 99	Fall 98	Spg 98	12+ Metro Cume / Rtg	Fall 99	Spg 99	12+ TSA AQH / Cume	Revenue Level	
1 WHBC	FS	64 / 12.6	95	12.1	10.9	10.3	822 / 24.5	23.2	24.6	65 / 849	D	WHBC
2 WHBC-F	AC	59 / 11.7	12.2	11.4	10.9	10.3	840 / 25.0	26.0	23.8	85 / 1216	E	WHBC-F
3 WQXK-F	C	50 / 9.9	8.9	7.8	8.6	9.2	634 / 18.9	16.4	18.1	83 / 1005	C	WQXK-F
4 WRQK-F	AOR	32 / 6.3	6.5	5.3	6.6	5.1	542 / 16.2	16.5	14.5	45 / 758	C	WRQK-F
5 WQMX-F	C	29 / 5.7	4.5	4.1	3.1	5.2	460 / 13.7	10.3	11.9	42 / 708		WQMX-F
6 WONE-F	AOR	21 / 4.2	4.9	3.6	5.3	4.3	403 / 12.0	13.3	11.9	44 / 714		WONE-F
7 WZKL-F	AC/CHR	19 / 3.8	6.1	5.0	5.9	6.6	425 / 12.7	15.1	15.9	27 / 662	C	WZKL-F
7 WKDD-F	CHR/JAC	19 / 3.8	3.7	4.4	2.0	2.8	345 / 10.3	11.3	10.6	21 / 477		WKDD-F
9 WHOT-F	CHR	15 / 3.0	4.1	3.2	3.1	2.4	450 / 13.4	12.7	12.5	37 / 771		WHOT-F
10 WNIR-F	T/CL AOR	11 / 2.2	1.6	2.7	2.3	2.4	149 / 4.4	8.4	10.1	11 / 180		WNIR-F
10 WNCX-F	CL AOR	11 / 2.2	2.6	2.7	3.1	2.8	237 / 7.1	5.7	6.9	25 / 383		WNCX-F
12 WMJI-F	O	10 / 2.0	1.4	2.1	1.4	1.7	211 / 6.3	5.5	6.9	16 / 291		WMJI-F
13 WTAM	N/T	9 / 1.8	2.0	1.8	2.3	2.1	209 / 6.2	5.7	6.9	13 / 306		WTAM
14 WDPN	ST	7 / 1.4	1.4	1.8	2.3	1.3	105 / 3.1	2.9	3.8	8 / 118	A	WDPN
14 WQAL-F	AC/CHR	7 / 1.4	1.4	1.6	0.8	1.1	196 / 5.8	6.9	8.3	8 / 228		WQAL-F
14 WZAK-F	B	7 / 1.4	1.0	1.4	1.2	0.9	178 / 5.3	4.2	5.1	8 / 230		WZAK-F

12+ FM Share (Metro): 76.68% (342 of 446) (Spring 99: 77.75%)

Teens	18-34	18-49	25-49	25-54	35+	12+ AMD	12+ Mid	12+ PMD	12+ Eve	12+ Wknd
1 WRQK-F	1 WRQK-F	1 WHBC-F	1 WHBC-F >	1 WHBC-F	1 WHBC >	1 WHBC >	1 WHBC-F >	1 WHBC-F	1 WHBC	1 WHBC
1 WHOT-F >>	1 WQXK-F	2 WQXK-F	2 WQXK-F	2 WQXK-F >	2 WHBC-F	2 WHBC-F	2 WQXK-F <	2 WHBC <	2 WQXK-F	2 WQXK-F
3 WQMX-F >>	3 WHBC-F >	3 WRQK-F	3 WRQK-F	3 WRQK-F	3 WQXK-F >	3 WQXK-F >>	3 WHBC	3 WQXK-F	2 WRQK-F <	3 WHBC-F >
	4 WQMX-F	4 WONE-F <	4 WONE-F	4 WONE-F	4 WQMX-F	4 WRQK-F <	4 WRQK-F <	4 WRQK-F <	4 WHBC-F >	4 WRQK-F <
	4 WKDD-F	5 WQMX-F	5 WKDD-F	5 WKDD-F	5 WONE-F	5 WQMX-F <	5 WQMX-F >	5 WQMX-F >	5 WZKL-F	5 WQMX-F
	6 WZKL-F	6 WKDD-F	6 WQMX-F	5 WQMX-F	6 WRQK-F	6 WNCX-F	6 WKDD-F <	6 WONE-F	5 WQMX-F	5 WONE-F
	7 WONE-F	7 WZKL-F	7 WNCX-F <	7 WHBC	7 WMJI-F	7 WKDD-F	7 WONE-F	7 WZKL-F <	7 WONE-F	7 WHOT-F
	7 WHOT-F	8 WHOT-F	8 WZKL-F	8 WZKL-F	7 WTAM	8 WZKL-F <	8 WZKL-F	8 WKDD-F <	7 WHOT-F >	8 WZKL-F
		8 WNCX-F <	9 WHBC	8 WNCX-F >	7 WZKL-F	9 WONE-F	9 WNIR-F	9 WHOT-F >	9 WENZ-F	9 WKDD-F >
							10 WTAM		9 WQKT-F	

Wom 18-24	Wom 18-34	Wom 25-34	Wom 18-49	Wom 25-54	Men 18-24	Men 18-34	Men 25-34	Men 18-49	Men 25-54	12+ Ovmitte
1 WHBC-F	1 WHBC-F <	1 WHBC-F	1 WHBC-F >	1 WHBC-F	1 WRQK-F	1 WRQK-F >	1 WRQK-F	1 WRQK-F	1 WHBC-F	1 WQXK-F
1 WQXK-F	2 WQXK-F	2 WQXK-F	2 WQXK-F >	2 WQXK-F >	2 WZKL-F	2 WQXK-F	2 WQXK-F >	2 WHBC-F	2 WRQK-F	2 WHBC <
3 WHOT-F >	3 WKDD-F >	2 WKDD-F >>	3 WKDD-F	3 WKDD-F	2 WQMX-F >	3 WQMX-F	3 WHBC-F	3 WQXK-F <	3 WQXK-F	3 WRQK-F >
4 WRQK-F	4 WHOT-F	4 WZKL-F	4 WQMX-F	4 WQMX-F	4 WONE-F	4 WHBC-F	4 WQMX-F	4 WONE-F	4 WONE-F	4 WHBC-F
4 WZKL-F	4 WRQK-F	4 WRQK-F >	5 WRQK-F	5 WHBC	4 WHBC-F >	4 WZKL-F	4 WONE-F	5 WQMX-F	5 WNCX-F	4 WZKL-F
4 WKDD-F	6 WQMX-F	6 WONE-F	6 WZKL-F	5 WONE-F		4 WONE-F >	4 WNCX-F >	5 WNCX-F	6 WHBC	6 WZAK-F >
4 WQMX-F >>	6 WZKL-F >>	6 WHOT-F	7 WONE-F	7 WZKL-F	7 WRQK-F >	7 WNCX-F		7 WZKL-F >	6 WQMX-F >	
		6 WQMX-F	7 WHOT-F						8 WMJI-F	
		6 WQAL-F >>	9 WHBC >						8 WZKL-F	
									8 WKNR	

Consolidation Report	12+	25-54	Revenue
Cumulus, pend. WQXK-FM, WRQK-FM	16.2 %	18.6 %	22.4 %
	16.2 %	18.6 %	22.4 %

CANTON

Other Rated Stations				Metro Share	Cume Rating	TSA AQH Cume		Format	Performance	AM	FM	Total	%	Yr. Ago
WHK-AF	REL	98.1	Canton	1.2	4.5	8	224	AC	0	(0)	90 (5)	90 (5)	20.2 %	17.3 %
WNPQ-F	REL-CC	95.9	New Philadelphia	1.2	4.5	19	371	AOR/Classic/NR	0	(0)	82 (6)	82 (6)	18.4 %	15.4 %
WRCW	FS	106.0	Canton	0.8	1.1	4	35	Black/Urban	0	(0)	13 (2)	13 (2)	2.9 %	3.5 %
Other Rated Stations--Outside Market				Metro Share	Cume Rating	TSA AQH Cume		Format	Performance	AM	FM	Total	%	Yr. Ago
WAKR	T/FS	159.0	Akron	0.8	2.5	4	83	CHR	0	(0)	34 (2)	34 (2)	7.6 %	8.9 %
WBBG-F	O	93.3	Youngstown	0.4	0.9	7	133	Classical	0	(0)	0 (0)	0 (0)	0.0 %	0.8 %
WDOK-F	SAC	102.1	Cleveland	1.0	3.2	8	162	Country	0	(0)	89 (5)	89 (5)	20.0 %	16.2 %
WENZ-F	B	107.9	Cleveland	1.2	4.6	6	190	Full Service	72	(3)	0 (0)	72 (3)	16.1 %	14.1 %
WGAR-F	C	99.5	Cleveland	0.4	2.0	3	101	Hispanic	0	(0)	0 (0)	0 (0)	0.0 %	0.0 %
WKBN	N/T	57.0	Youngstown	0.6	1.3	17	180	Jazz	0	(0)	5 (1)	5 (1)	1.1 %	1.2 %
WKNR	SPRTS	122.0	Cleveland	1.0	3.7	8	169	News/Talk	12	(2)	0 (0)	12 (2)	2.7 %	6.0 %
WMMS-F	AOR	100.7	Cleveland	1.0	4.8	10	243	Oldies	0	(0)	12 (2)	12 (2)	2.7 %	8.3 %
WMVX-F	AC/CHR	106.5	Cleveland	0.6	3.6	4	170	Others/Unknown	0	(0)	0 (0)	0 (0)	0.0 %	0.0 %
WXXY-F	AC	98.9	Youngstown	0.4	1.1	10	152	Religion/Gospel	0	(0)	12 (2)	12 (2)	2.7 %	1.9 %
WNWV-F	J	107.3	Elyria	1.0	2.5	11	149	Soft AC	0	(0)	5 (1)	5 (1)	1.1 %	1.7 %
WQKT-F	C	104.5	Wooster	1.2	5.7	41	735	Sports	5	(1)	0 (0)	5 (1)	1.1 %	0.8 %
WRMR	ST	85.0	Cleveland	1.2	2.7	9	137	Standards/EZ	15	(3)	0 (0)	15 (3)	3.4 %	3.7 %
WSOM	ST	60.0	Salem	0.4	1.5	4	109	Totals	104	(9)	342 (26)	446 (35)		
WTUZ-F	C	99.9	Uhrichsville	0.4	1.0	19	365							
WYFM-F	CL AOR	102.9	Sharon, PA	0.4	0.9	7	153							

AM Stations

WDPN	1310	1 kw/0.48 kw (DA-2)	Standards	ABC	\$ NA	Katz	WZKL-F	Alliance
WHBC	1480	5 kw (DA-2)	Full Service	ABC, CBS	\$50.00	Christal	NextMedia, pend.	Canton
WHK	1420	5 kw (DA-N)	Simul. WHK-FM					Cleveland

FM Stations

WHBC	94.1	45 kw @ 515	AC	ABC	\$53.00	Christal	NextMedia, pend.	Canton
WHK	98.1	36 kw @ 574	Religion	SRN	\$ NA	Salem	Salem	Canton
WROK	106.9	27.5 kw @ 341	AOR	Westwd	\$33.00	Mc-Guild	Cumulus, pend.	Canton
WZKL	92.5	50 kw @ 500	Hot AC		\$40.00	Katz	WDPN	Alliance

Notes: Other ranked stations -- See Akron, Canton or Youngstown . . . 1/00 WZKL-F changed from Oldies to Hot AC (AC/CHR) . . . 6/00 WHBC-AF sold by Beaverkettle Co. to NextMedia for \$43,500,000

CEDAR RAPIDS

Arbltron Rank 201 Pop (12+): 153,600
MSA Rank: 213
MSA Pop: 185,000
DMA: 92 (w/Waterloo, Dubuque)
Average Persons Rating: 15.6
Market TSL in Hours 21.00

Stations 17 / 10
Diaries: 951 / 162:1 / 66.0%
Sample Target: 890
% Below Line: 10.8
% Not Listed: 13.8
Pop per Station: 15,360

Last Year's Revenue: \$14,800,000
Household Income: \$50,982
Total Retail Sales: \$2.6 Bil.
#1 Biller: WMT \$3,100,000
#1 Billing Portfolio
 Clear Channel \$7,180,000

12+ Metro	Format	Spring 00 1/4 Share	Fall 99	Spg 99	Fall 98	Spg 98	12+ Metro Cume / Rtg	Fall 99	Spg 99	12+ TSA AQH / Cume	Revenue Level	
1 KHAK-F	C	34 / 14.2	12.6	14.3	15.2	13.3	367 / 23.9	23.5	26.9	66 / 831	E	KHAK-F
2 KZIA-F	CHR	26 / 10.9	11.7	13.9	11.7	4.6	487 / 31.7	27.2	29.3	61 / 994	C	KZIA-F
3 WMT	FS	24 / 10.0	11.7	9.4	13.5	13.3	312 / 20.3	25.6	22.6	63 / 873	E	WMT
4 KDAT-F	AC	22 / 9.2	10.3	8.2	9.0	11.2	248 / 16.2	19.2	17.4	36 / 504	C	KDAT-F
5 WMT-F	AC/CHR	20 / 8.4	7.2	9.0	10.3	11.2	350 / 22.8	18.8	21.7	33 / 739	D	WMT-F
6 KKRQ-F	CL HITS	19 / 7.9	9.0	11.0	7.2	7.5	314 / 20.4	22.8	23.8	52 / 851	C	KKRQ-F
7 KRNA-F	AOR	15 / 6.3	5.8	5.7	4.9	4.1	260 / 16.9	14.4	16.4	43 / 769	C	KRNA-F
7 KMRY	ST	15 / 6.3	5.4	4.5	4.5	4.6	149 / 9.7	9.8	8.5	16 / 170	A	KMRY
9 KFMW-F	AOR	8 / 3.3	4.5	4.1	3.6	7.9	176 / 11.4	11.5	12.5	27 / 520		KFMW-F

12+ FM Share (Metro): 77.18% (159 of 206) (Spring 99: 79.73%)

Teens	18-34	18-49	25-49	25-54	35+	12+ AMD	12+ Mid	12+ PMD	12+ Eve	12+ Wknd
1 KZIA-F >>>	1 KZIA-F	1 KZIA-F <	1 KHAK-F <	1 KHAK-F	1 KHAK-F <	1 KHAK-F	1 KHAK-F	1 KHAK-F >	1 KZIA-F	1 KHAK-F <
2 KBEA-F >>>	2 KRNA-F <	2 KHAK-F	2 KKRQ-F <	2 KDAT-F <	2 WMT	2 WMT	2 KDAT-F	2 KZIA-F	2 KHAK-F	2 KZIA-F
	3 KHAK-F	3 KKRQ-F	3 WMT-F	3 KKRQ-F <	3 KDAT-F	3 KZIA-F <	3 WMT-F	3 KDAT-F	3 WMT	3 WMT
	4 KKRQ-F	3 WMT-F <	3 KDAT-F	4 WMT-F	4 KMRY	4 KKRQ-F	4 KZIA-F <	4 KKRQ-F <	4 WMT-F	4 WMT-F
	4 WMT-F >	5 KDAT-F <	5 KZIA-F	5 KZIA-F	5 WMT-F	5 WMT-F <	5 WMT	5 WMT-F <	5 WMT-F <	5 KDAT-F
		6 KRNA-F >>	6 KRNA-F >	6 KRNA-F	6 KKRQ-F >	6 KDAT-F	6 KRNA-F	6 WMT <	6 WMT <	6 KMRY
							6 KKRQ-F	7 KRNA-F <		6 KKRQ-F

Wom 18-24	Wom 18-34	Wom 25-34	Wom 18-49	Wom 25-54	Men 18-24	Men 18-34	Men 25-34	Men 18-49	Men 25-54	12+ Ovrnite
1 KZIA-F >>>	1 KZIA-F >>	1 KZIA-F	1 KZIA-F	1 KDAT-F <	1 KZIA-F	1 KRNA-F	1 KKRQ-F	1 KKRQ-F	1 KKRQ-F <	1 WMT >
2 KBEA-F >>>	2 KHAK-F	2 KHAK-F	2 KDAT-F	2 KHAK-F	1 KRNA-F >	2 KHAK-F	2 KHAK-F	2 KRNA-F	2 KHAK-F >	2 KHAK-F
	3 WMT-F	2 WMT-F >>	2 WMT-F	3 WMT-F	3 KFMW-F >>	2 KKRQ-F >	2 KRNA-F	3 KHAK-F	3 KRNA-F	3 WMT-F >
	4 KRNA-F		4 KHAK-F >	4 KZIA-F >		4 KZIA-F	4 WMT-F >	4 KZIA-F >	4 WMT	4 KZIA-F
	4 KKRQ-F		5 KKRQ-F	5 KKRQ-F >					5 KDAT-F	
	4 KDAT-F >								5 WMT-F	

Other Rated Stations	Metro Share	Cume Rating	TSA AQH Cume	Format	Performance	AM	FM	Total	%	Yr. Ago			
KCRG	T	1600	Cedar Rapids	1.7	8.9	7	234	AC	0 (0)	42 (2)	42 (2)	20.4 %	18.9 %
KXIC	T	800	Iowa City	0.4	2.0	6	191	AOR/Classic/NR	0 (0)	23 (2)	23 (2)	11.2 %	10.8 %
								Black/Urban	0 (0)	0 (0)	0 (0)	0.0 %	0.0 %
								CHR	0 (0)	32 (2)	32 (2)	15.5 %	15.3 %
								Classical	0 (0)	0 (0)	0 (0)	0.0 %	0.0 %
								Country	0 (0)	37 (2)	37 (2)	18.0 %	17.6 %
								Full Service	26 (3)	0 (0)	26 (3)	12.6 %	11.3 %
								Hispanic	0 (0)	0 (0)	0 (0)	0.0 %	0.0 %
								Jazz	0 (0)	0 (0)	0 (0)	0.0 %	0.0 %
								News/Talk	6 (3)	0 (0)	6 (3)	2.9 %	4.1 %
								Oldies	0 (0)	25 (2)	25 (2)	12.1 %	17.1 %
								Others/Unknown	0 (0)	0 (0)	0 (0)	0.0 %	0.0 %
								Religion/Gospel	0 (0)	0 (0)	0 (0)	0.0 %	0.0 %
								Soft AC	0 (0)	0 (0)	0 (0)	0.0 %	0.0 %
								Sports	0 (0)	0 (0)	0 (0)	0.0 %	0.0 %
								Standards/EZ	15 (1)	0 (0)	15 (1)	7.3 %	5.0 %
								Totals	47 (7)	159 (10)	206 (17)		

Consolidation Report	12+	25-54	Revenue
Clear Channel	26.7 %	28.8 %	48.5 %
KKRO-FM, KXIC-AM, WMT-AM, WMT-FM			
Cumulus, pend.	29.7 %	34.5 %	37.2 %
KDAT-FM, KHAK-FM, KRNA-FM			
	56.4 %	63.3 %	85.7 %

CEDAR RAPIDS

AM Stations

KMRY	1450	1 kw	Standards	CBS, ABC	\$<20.00	--		Cedar Rapids
WMT	600	5 kw (DA-N)	Full Service	CBS, Westwd, ABC	\$64.00	Katz	Clear Channel	Cedar Rapids

FM Stations

KDAT	104.5	100 kw @ 550	AC	AMFM	\$20.00	--	Cumulus, pend.	Cedar Rapids
KHAK	98.1	100 kw @ 460	Country	ABC	\$61.00	Christal	Cumulus, pend.	Cedar Rapids
KKRQ	100.7	100 kw @ 530	Classic Hits		\$21.00	Banner	Clear Channel	Iowa City
KRNA	94.1	100 kw @ 981	AOR	AMFM	\$31.00	D&R	Cumulus, pend.	Iowa City
KZIA	102.9	100 kw @ 390	CHR		\$<20.00	D&R		Cedar Rapids
WMT	96.5	100 kw @ 518	AC/CHR		\$42.00	Katz	Clear Channel	Cedar Rapids

Notes: KFMW-F -- See Waterloo-Cedar Falls; KBEA-F -- See Davenport-Rock Island-Moline

FORMAT CODES

AC	- Adult Contemporary	J	- Jazz and New Adult Contemporary
AC-NR	- Modern AC	KIDS	- Children's
AOR	- Album Oriented Rock	N	- News
AOR-NR	- New Rock	O	- Oldies (50's & 60's)
AOR-P	- Progressive AOR	REL	- Religion, Christian
B	- Black (audience 75%+ Black)	REL-CC	- Contemporary Christian
B/AC	- Black Adult Contemporary	SAC	- Soft Adult Contemporary
B/G	- Black Gospel	SP	- Hispanic/Spanish
B/O	- Black Oldies	SP-C	- Hispanic Contemporary
BIZ	- Business News & Talk	SP-NT	- Hispanic News/Talk/Information
C	- Country	SP-R	- Hispanic-Regional
C/O	- Classic Country	SP-TP	- Hispanic-Tropical
CHR	- Contemporary Hit Radio, Top 40	SP-VA	- Hispanic Variety
CL	- Classical	SP-TJ	- Tejano
CL AOR	- Classic AOR, Classic Rock	SPRTS	- Sports
CL HITS	- Classic Hits/70's Oldies	ST	- Standards, Big Band, Nostalgia
E	- Ethnic (usually Foreign Lang.)	T	- Talk
EZ	- Easy Listening, Beautiful Music	U	- Urban (majority of audience is non-white)
FS	- Full Service	VA	- Variety
G	- Gospel	?	- Others or Unknown

REVENUE LEVEL CODES

A - Less than \$500,000	E - \$3,000,000 to \$3,999,999	I - \$10,000,000 to \$14,999,999
B - \$500,000 to \$999,999	F - \$4,000,000 to \$4,999,999	J - \$15,000,000 to \$19,999,999
C - \$1,000,000 to \$1,999,999	G - \$5,000,000 to \$6,999,999	K - \$20,000,000 to \$29,999,999
D - \$2,000,000 to \$2,999,999	H - \$7,000,000 to \$9,999,999	L - \$30,000,000+

CHARLESTON, SC

Arbitron Rank: 87 **Pop (12+):** 442,900
MSA Rank: 97
MSA Pop: 554,000
DMA: 104
Average Persons Rating: 15.5
Market TSL in Hours: 20.75

Stations: 23 / 23
Diaries: 1,046 / 423:1 / 48.7%
Sample Target: 1,040
% Below Line: 0.0
% Not Listed: 13.4
Pop per Station: 19,257

Last Year's Revenue: \$20,400,000
Household Income: \$40,695
Total Retail Sales: \$5.3 Bil.
#1 Biller: WEZL-F \$3,230,000
#1 Billing Portfolio
Citadel \$9,330,000

12+ Metro	Format	Spring 00 1/4 Share	Win 00	Fall 99	Sum 99	Spq 99	4-Book Avg.	12+ Metro Cume / Rtg.	Fall 99	Spq 99	12+ TSA AQH / Cume	Revenue Level		
1	WWWZ-F	B	81 / 11.8	11.8	11.6	13.0	11.9	12.0	933 / 21.1	21.5	20.1	94 / 1160	D	WWWZ-F
2	WEZL-F	C	52 / 7.6	7.5	9.2	5.6	7.6	7.5	729 / 16.5	16.7	17.9	58 / 830	E	WEZL-F
3	WAVF-F	AOR	47 / 6.8	5.4	4.2	5.3	3.6	5.4	683 / 15.4	13.8	13.1	48 / 706	C	WAVF-F
4	WSSX-F	CHR/AC	46 / 6.7	6.7	4.8	6.6	4.8	6.2	878 / 19.8	18.9	19.5	50 / 1019	C	WSSX-F
5	WXLY-F	O	40 / 5.8	6.9	6.8	8.7	7.6	7.1	666 / 15.0	17.2	16.8	53 / 791	D	WXLY-F
6	WXTC	B/G	38 / 5.5	3.5	6.0	3.8	4.0	4.7	347 / 7.8	6.6	6.2	38 / 347	A	WXTC
7	WSUY-F	SAC	32 / 4.7	4.1	5.1	4.6	6.5	4.6	503 / 11.4	12.2	12.4	35 / 580	C	WSUY-F
8	WSSP-F	B	31 / 4.5	3.8	5.5	4.4	6.2	4.6	749 / 16.9	17.5	16.7	31 / 778	A	WSSP-F
9	WRFQ-F	CL HITS	30 / 4.4	3.4	3.1	2.6	4.3	3.4	602 / 13.6	9.8	13.1	31 / 628	C	WRFQ-F
10	WNKT-F	C	28 / 4.1	4.5	4.6	3.4	3.9	4.1	447 / 10.1	12.5	12.6	37 / 658	C	WNKT-F
11	WYBB-F	CL AOR	23 / 3.3	2.7	2.8	2.1	2.8	2.7	485 / 10.9	11.0	9.0	24 / 515	B	WYBB-F
11	WMGL-F	B/AC	23 / 3.3	5.8	4.5	4.4	4.8	4.5	364 / 8.2	8.7	8.8	24 / 373	B	WMGL-F
13	WALC-F	AC-NR	21 / 3.1	3.5	3.1	3.3	3.3	3.2	594 / 13.4	13.2	14.4	21 / 594	C	WALC-F
13	WCOO-F	B/O	21 / 3.1	3.8	2.5	4.6	3.7	3.5	441 / 10.0	8.6	9.1	22 / 453	A	WCOO-F
15	WTMA	N/T	13 / 1.9	2.1	2.1	3.8	3.7	2.5	236 / 5.3	7.5	9.3	13 / 236	C*	WTMA
15	WTMZ	ST	13 / 1.9	2.3	1.9	2.6	0.5	2.2	138 / 3.1	3.5	1.9	13 / 138	*	WTMZ
17	WJNI-F	B/G	12 / 1.7	3.1	3.3	2.0	3.1	2.5	186 / 4.2	4.8	5.6	13 / 205		WJNI-F
18	WWBZ-F	AC	11 / 1.6	1.8	1.5	1.1	1.2	1.5	162 / 3.7	3.2	3.9	14 / 211		WWBZ-F
19	WSCC	T/N	10 / 1.5	2.0	1.6	2.8	0.8	2.0	208 / 4.7	5.3	1.7	10 / 208	A	WSCC

12+ FM Share (Metro): 85.91% (512 of 596) (Spring 99: 87.54%)

Teens	18-34	18-49	25-49	25-54	35+	12+ AMD	12+ Mid	12+ PMD	12+ Eve	12+ Wknd
1 WWWZ-F >>	1 WWWZ-F	1 WWWZ-F >	1 WWWZ-F	1 WWWZ-F	1 WEZL-F	1 WWWZ-F <	1 WWWZ-F	1 WWWZ-F >	1 WWWZ-F >>	1 WWWZ-F >
2 WSSP-F	2 WAVF-F	2 WAVF-F	2 WSSX-F <	2 WEZL-F	2 WXTC	2 WEZL-F	2 WEZL-F <	2 WAVF-F <	2 WAVF-F	2 WXTC
3 WSSX-F >>	3 WSSX-F >>	3 WSSX-F	3 WEZL-F	3 WSSX-F	2 WXLY-F	3 WSSX-F <	3 WSSX-F <	3 WEZL-F <	3 WSSP-F <	3 WEZL-F
4 WRFQ-F	4 WEZL-F	4 WAVF-F	4 WXLY-F	4 WRFQ-F	4 WWWZ-F	4 WRFQ-F <	4 WXLY-F <	4 WSSX-F	4 WEZL-F	3 WSSX-F
4 WALC-F <	5 WRFQ-F	5 WRFQ-F	4 WAVF-F	5 WNKT-F	5 WNKT-F	5 WAVF-F <	5 WAVF-F	5 WSSP-F <	5 WSUY-F	5 WAVF-F <
6 WEZL-F	6 WXLY-F <	5 WXLY-F	6 WRFQ-F	6 WSUY-F	6 WSUY-F	6 WXTC <	6 WXTC <	6 WXLY-F	6 WXTC	6 WXLY-F
6 WYBB-F <	7 WYBB-F <	7 WCOO-F	6 WSUY-F	6 WMGL-F	7 WXLY-F	7 WSUY-F	7 WSUY-F	7 WSUY-F	6 WCOO-F	7 WSSP-F <
	8 WSUY-F	7 WSUY-F <	6 WNKT-F <	8 WCOO-F <	8 WYBB-F <	8 WNKT-F	8 WNKT-F <	8 WNKT-F <	6 WSSX-F	8 WSUY-F <
		9 WNKT-F	9 WXTC <	9 WRFQ-F <	9 WSUY-F <	9 WYBB-F <	9 WXTC	9 WXTC	6 WNKT-F <	9 WMGL-F <
			10 WCOO-F <	10 WTMZ	10 WMGL-F <	10 WRFQ-F <	9 WCOO-F <			10 WNKT-F
										10 WRFQ-F

Wom 18-24	Wom 18-34	Wom 25-34	Wom 18-49	Wom 25-54	Men 18-24	Men 18-34	Men 25-34	Men 18-49	Men 25-54	12+ Ovrnite
1 WWWZ-F >>	1 WWWZ-F	1 WSSX-F	1 WWWZ-F >	1 WWWZ-F	1 WAVF-F	1 WAVF-F	1 WAVF-F	1 WAVF-F	1 WAVF-F	1 WWWZ-F >>>
2 WSSX-F >	2 WSSX-F >	2 WWWZ-F >	2 WEZL-F	1 WEZL-F >	2 WWWZ-F >	2 WWWZ-F >	2 WWWZ-F	2 WWWZ-F	2 WWWZ-F	2 WJNI-F
3 WAVF-F	3 WAVF-F	3 WSUY-F	2 WSSX-F >	3 WXLY-F	3 WYBB-F >	3 WYBB-F	3 WSSX-F >	3 WRFQ-F	3 WRFQ-F <	2 WNKT-F
4 WSSP-F	3 WSUY-F	3 WALC-F	4 WSUY-F	3 WSSX-F <	4 WRFQ-F	3 WSSX-F	4 WYBB-F	4 WYBB-F	4 WNKT-F <	4 WAVF-F
4 WEZL-F	5 WEZL-F	5 WAVF-F	5 WXLY-F <	5 WSUY-F	5 WSSP-F >	5 WRFQ-F >	5 WYBB-F	5 WSSX-F	5 WSSX-F <	4 WSSX-F
4 WSUY-F >	5 WALC-F >	5 WEZL-F >	6 WAVF-F	6 WCOO-F	6 WSSP-F	6 WSSP-F	6 WNKT-F <	6 WNKT-F <	6 WXTC	
		7 WXLY-F	6 WALC-F	7 WALC-F	7 WALC-F	7 WALC-F	7 WXTC	7 WXTC	6 WEZL-F <	
		7 WCOO-F	8 WSSP-F	8 WXTC	8 WXTC	8 WXTC	7 WEZL-F	7 WEZL-F	8 WYBB-F	
		7 WNKT-F >	8 WCOO-F	9 WAVF-F	9 WYBB-F	9 WYBB-F	9 WXLY-F	9 WXLY-F	9 WMGL-F	
				9 WMGL-F					10 WXLY-F	

Other Rated Stations

		Metro Share	Cume Rating	TSA AQH	Cume		
WPAL-F	B	100.9	Walterboro	0.7	3.4	11	268
WQIZ	B/G	810	St. George	1.0	1.2	8	72
WQSC	SPRTS	1450	Charleston	0.4	2.6	3	117
WTUA-F	B/G	106.1	Saint Stephen	1.3	2.1	19	195

CHARLESTON, SC

Consolidation Report	12+	25-54	Revenue	Format Performance	AM	FM	Total	%	Yr. Ago
Citadel WMGL-FM, WNKT-FM, WSSX-FM, WSUY-FM, WTMA-AM, WTMZ-AM, WWWZ-FM, WXTC-AM	39.9 %	38.8 %	45.7 %	AC	0 (0)	32 (2)	32 (2)	5.4 %	5.1 %
Clear Channel, pend. WALC-FM, WEZL-FM, WRFQ-FM, WSCC-AM, WSSP-FM, WXLY-FM	26.9 %	28.7 %	40.6 %	AOR/Classic/NR	0 (0)	70 (2)	70 (2)	11.7 %	7.2 %
L. M. WCOO-FM, WYBB-FM	6.4 %	8.4 %	5.5 %	Black/Urban	0 (0)	161 (5)	161 (5)	27.0 %	25.1 %
Local WQNT-AM, WQSC-AM	0.4 %	0.5 %	%	CHR	0 (0)	46 (1)	46 (1)	7.7 %	12.5 %
				Classical	0 (0)	0 (0)	0 (0)	0.0 %	0.0 %
				Country	0 (0)	80 (2)	80 (2)	13.4 %	13.3 %
				Full Service	0 (0)	0 (0)	0 (0)	0.0 %	0.0 %
				Hispanic	0 (0)	0 (0)	0 (0)	0.0 %	0.0 %
				Jazz	0 (0)	0 (0)	0 (0)	0.0 %	0.0 %
				News/Talk	23 (2)	0 (0)	23 (2)	3.9 %	6.1 %
				Oldies	0 (0)	70 (2)	70 (2)	11.7 %	13.5 %
				Others/Unknown	0 (0)	0 (0)	0 (0)	0.0 %	0.0 %
				Religion/Gospel	45 (2)	21 (2)	66 (4)	11.1 %	9.8 %
				Soft AC	0 (0)	32 (1)	32 (1)	5.4 %	7.4 %
				Sports	3 (1)	0 (0)	3 (1)	0.5 %	0.0 %
				Standards/EZ	13 (1)	0 (0)	13 (1)	2.2 %	0.0 %
				Totals	84 (6)	512 (17)	596 (23)		

AM Stations

Station	Freq	Power	Format	Owner	Advertiser	Agency	City
WSCC	730	1 kw/0.103 kw	Talk/ News	ABC	Katz	Clear Channel	Charleston
WTMA	1250	5 kw/1 kw (DA-N)	News/Talk	Westwd, CBS	\$36.00	Katz	Citadel
WTMZ	910	0.5 kw (DA-N)	Standards	Jones	\$ NA	Katz	Citadel
WXTC	1390	5 kw (DA-2)	Black Gospel		\$ NA	Mc-Guild	Citadel

FM Stations

Station	Freq	Power	Format	Owner	Advertiser	Agency	City
WALC	100.5	18 kw @ 394	Modern AC		\$28.00	Katz	Clear Channel
WAVF	96.1	100 kw @ 538	AOR		\$50.00	Christaf	Hanahan
WCOO	105.3	13.5 kw @ 446	Black Oldies		\$ NA	Eastman	L. M.
WEZL	103.5	100 kw @ 661	Country	Westwd	\$64.00	Katz	Clear Channel
WJMI	106.3	3 kw @ 328	Black Gospel		\$ NA	--	Ladson
WMGL	101.7	7 kw @ 423	Black AC	ABC	\$22.00	Mc-Guild	Citadel
WNKT	107.5	100 kw @ 984	Country		\$39.00	Mc-Guild	Citadel
WRFQ	104.5	28 kw @ 656	Classic Hits		\$17.00	Katz	Clear Channel
WSSP	94.3	3 kw @ 480	Dance CHR	Westwd, CNN	\$<20.00	--	Clr Chnl, pend.
WSSX	95.1	100 kw @ 1000	CHR/AC		\$35.00	Mc-Guild	Citadel
WSUY	96.9	100 kw @ 1770	Soft AC		\$<20.00	Mc-Guild	Citadel
WWBZ	98.9	50 kw @ 492	AC		\$ NA	K&P	McClellan
WWWZ	93.3	50 kw @ 492	Black	AURN, ABC	\$44.00	Mc-Guild	Citadel
WXLY	102.5	100 kw @ 1000	Oldies	Westwd	\$26.00	Banner	Clear Channel
WYBB	98.1	50 kw @ 479	Classic AOR	Westwd	\$21.00	Eastman	L. M.

Notes: * WTMA revenue level includes WTMZ . . . 7/00 WSSP-F changed from Black to Dance CHR . . . 8/00 WSSP-F sold by Concord to Clear Channel (price NA); the sale was immediately "red flagged" by the FCC

CHARLESTON, WV

Arbitron Rank 162 **Pop (12+):** 215,300
MSA Rank: 175
MSA Pop: 254,000
DMA: 59 (w/Huntington)
Average Persons Rating: 13.2
Market TSL in Hours 18.50

Stations 18 / 14
Diaries: 647 / 333:1 / 49.7%
Sample Target: 680
% Below Line: 10.2
% Not Listed: 9.2
Pop per Station: 15,379

Last Year's Revenue: \$12,700,000
Household Income: \$39,786
Total Retail Sales: \$3.0 Bil.
#1 Biller: WQBE-F \$4,250,000
#1 Billing Portfolio
 Bristol (total revenue NA)

12+ Metro	Format	Spring 00 1/4 Share	Fall 99	Spq 99	Fall 98	Spq 98	12+ Metro Cume / Rtg	Fall 99	Spq 99	12+ TSA AQH / Cume	Revenue Level	
1	WQBE-F	53 / 18.6	15.3	20.3	21.8	17.4	644 / 29.9	26.8	33.5	87 / 1205	E	WQBE-F
2	WVSR-F	32 / 11.3	19.1	17.9	17.9	16.1	573 / 26.6	32.5	33.1	64 / 1164		WVSR-F
3	WRVZ-F	23 / 8.1	2.2	3.3	3.5	2.9	339 / 15.7	6.5	8.6	24 / 368		WRVZ-F
3	WKAZ-F	23 / 8.1	8.6	7.6	6.0	7.4	350 / 16.3	16.3	13.9	36 / 578		WKAZ-F
5	WKLC-AF	20 / 7.0	10.5	6.3	6.7	10.9	352 / 16.4	18.3	13.9	45 / 917		WKLC-AF
6	WVAF-F	18 / 6.3	4.1	4.3	6.0	4.8	393 / 18.3	17.2	15.1	25 / 572		WVAF-F
7	WKWS-F	17 / 6.0	4.8	8.6	6.3	7.4	358 / 16.6	17.7	19.3	28 / 649		WKWS-F
7	WCHS	17 / 6.0	10.5	7.3	9.1	6.4	254 / 11.8	19.3	15.0	22 / 341		WCHS
9	WAMX-F	12 / 4.2	3.2	1.3	3.2	3.2	169 / 7.8	8.6	7.0	39 / 697		WAMX-F
10	WZKM-F	11 / 3.9	1.0	1.3	2.5	1.9	133 / 6.2	3.2	4.5	15 / 164		WZKM-F
10	WBES-AF	11 / 3.9	5.1	3.7	2.5	1.9	210 / 9.7	14.4	7.6	16 / 291		WBES-AF

12+ FM Share (Metro): 91.09% (235 of 258) (Spring 99: 86.28%)

Teens	18-34	18-49	25-49	25-54	35+	12+ AMD	12+ Mid	12+ PMD	12+ Eve	12+ Wknd
1 WRVZ-F	1 WVSR-F >	1 WQBE-F <	1 WQBE-F	1 WQBE-F >	1 WQBE-F >>	1 WQBE-F >>	1 WQBE-F >	1 WQBE-F	1 WRVZ-F >	1 WQBE-F >>
2 WVSR-F >>>	2 WRVZ-F <	2 WVSR-F >	2 WVSR-F	2 WVSR-F	2 WKAZ-F	2 WVSR-F >	2 WVSR-F	2 WVSR-F	2 WQBE-F	2 WRVZ-F
3 WAMX-F	3 WKLC-AF	3 WKLC-AF	3 WKLC-AF	3 WKLC-AF	3 WCHS	3 WVAF-F <	3 WKAZ-F	3 WKLC-AF	3 WVSR-F	2 WVSR-F <
4 WQBE-F	4 WKWS-F	4 WKWS-F	4 WKWS-F	4 WKWS-F	3 WVAF-F	4 WKWS-F	4 WCHS	3 WRVZ-F <	4 WKAZ-F	4 WKAZ-F
5 WKWS-F	4 WRVZ-F	4 WRVZ-F	4 WKAZ-F	4 WKAZ-F	5 WKLC-AF	5 WKLC-AF	4 WKLC-AF	5 WKAZ-F	5 WJYP-F	5 WKWS-F
5 WKLC-AF >>	6 WAMX-F <	6 WVAF-F	6 WRVZ-F	5 WZKM-F	6 WCHS <	6 WCHS <	6 WRVZ-F	6 WCHS	6 WVAF-F	6 WVAF-F
			6 WVAF-F	7 WKWS-F				6 WVAF-F	6 WAMX-F	6 WKLC-AF

Wom 18-24	Wom 18-34	Wom 25-34	Wom 18-49	Wom 25-54	Men 18-24	Men 18-34	Men 25-34	Men 18-49	Men 25-54	12+ Ovrnite
1 WVSR-F >>	1 WVSR-F	1 WVSR-F	1 WVSR-F >	1 WVSR-F	1 WAMX-F	1 WAMX-F	1 WAMX-F	1 WQBE-F	1 WKLC-AF	1 WJYP-F >
2 WRVZ-F	2 WRVZ-F >>	2 WRVZ-F >>	2 WQBE-F	1 WQBE-F >	1 WQBE-F	2 WVSR-F	1 WKLC-AF	2 WKLC-AF	1 WQBE-F >	2 WRVZ-F
2 WQBE-F >>	3 WQBE-F >	3 WQBE-F >	3 WRVZ-F >	3 WRVZ-F	1 WVSR-F >>	3 WKWS-F	3 WKWS-F	3 WKWS-F	3 WKAZ-F	3 WQBE-F
	4 WKWS-F	4 WKWS-F	4 WBES-F	4 WBES-AF		3 WKLC-AF	3 WVSR-F	3 WAMX-F	4 WKWS-F	4 WVSR-F
	4 WAMX-F >	4 WBES-AF	4 WBES-AF	4 WVAF-F		5 WQBE-F		3 WVSR-F	5 WVSR-F	
		4 WVAF-F	6 WKWS-F					6 WKAZ-F	5 WAMX-F	

Other Rated Stations				Metro Share	Cume Rating	TSA AQH Cume	Format Performance					
Station	Format	Pop	City				AM	FM	Total	%	Yr. Ago	
WCAW	ST	680	Charleston	1.4	3.1	4	71	AC	0 (0)	18 (1)	18 (1)	7.0 % 4.0 %
WJYP-F	REL	100.9	S Charleston	3.2	7.2	10	179	AOR/Classic/NR	0 (0)	32 (2)	32 (2)	12.4 % 11.9 %
WQBE	C	950	Charleston	0.7	3.0	3	86	Black/Urban	0 (0)	0 (0)	0 (0)	0.0 % 0.0 %
								CHR	0 (0)	55 (2)	55 (2)	21.3 % 24.9 %
								Classical	0 (0)	0 (0)	0 (0)	0.0 % 0.0 %
								Country	2 (1)	70 (2)	72 (3)	27.9 % 31.4 %
								Full Service	17 (1)	0 (0)	17 (1)	6.6 % 7.9 %
								Hispanic	0 (0)	0 (0)	0 (0)	0.0 % 0.0 %
								Jazz	0 (0)	0 (0)	0 (0)	0.0 % 0.0 %
								News/Talk	0 (0)	0 (0)	0 (0)	0.0 % 2.5 %
								Oldies	0 (0)	23 (1)	23 (1)	8.9 % 8.3 %
								Others/Unknown	0 (0)	0 (0)	0 (0)	0.0 % 0.0 %
								Religion/Gospel	0 (0)	26 (4)	26 (4)	10.1 % 5.4 %
								Soft AC	0 (0)	11 (1)	11 (1)	4.3 % 0.0 %
								Sports	0 (0)	0 (0)	0 (0)	0.0 % 0.0 %
								Standards/EZ	4 (1)	0 (0)	4 (1)	1.6 % 2.2 %
Totals								23 (3)	235 (13)	258 (16)		

Other Rated Stations--Outside Market				Metro Share	Cume Rating	TSA AQH Cume	
WAFD-F	G	100.3	Webster Springs, WV	1.4	1.6	16	168
WEMM-F	REL	107.9	Huntington	0.7	3.8	21	455

Consolidation Report				12+	25-54	Revenue
Bristol				34.5 %	34.3 %	%
WBES-AM WBES-FM WQBE-AM WQBE-FM WVSR-FM						
Mortenson, pend.				7.1 %	6.5 %	%
WJYP-FM WMON-AM WSCW-AM WZKM-FM						
West Virginia				21.8 %	19.5 %	%
WCAW-AM WCHS-AM WKAZ-FM WSWW-AM WVAF-FM						
				63.3 %	60.3 %	%

CHARLESTON, WV

AM Stations

WBES	1240	1 kw	Simul. WBES-F					Charleston
WCHS	580	5 kw (DA-N)	Full Service	CBS, Westwd	\$<20.00	Mc-Guild	West Virginia	Charleston
WCOZ	1300	1 kw/0.049 kw	Simul. WKLC-F					St. Albans

FM Stations

WBES	94.5	9.6 kw @ 525	Soft AC	ABC	\$ NA	Christal	Bristol	Dunbar
WJYP	100.9	3 kw @ 285	Religion		\$ NA	---	Mortenson	S. Charleston
WKAZ	107.3	23.5 kw @ 676	Oldies	Westwd	\$<20.00	Mc-Guild	West Virginia	Miami
WKLC	105.1	3.6 kw @ 1663	AOR	Source. ABC	\$29.00	Eastman	L M	St. Albans
WKWS	96.1	45 kw @ 515	Country	ABC, CBS	\$27.00	Mc-Guild	West Virginia	Charleston
WOBE	97.5	50 kw @ 500	Country	ABC	\$75.00	Christal	Bristol	Charleston
WRVZ	98.7	0.63 kw @ 617	Dance CHR	ABC	\$ NA	Mc-Guild	LMA to W. VA	Pocatalico
WVAF	99.9	50 kw @ 430	CHR/AC	ABC	\$32.00	Mc-Guild	West Virginia	Charleston
WVSR	102.7	50 kw @ 403	CHR		\$30.00	Christal	Bristol	Charleston
WZKM	93.3	4.09 kw @ 398	Gospel	USA		Regional	Mortenson, pend.	Montgomery

Notes: 2/00 WVSR changed from Talk to simulcasting Soft AC WBES-F as WBES . . . 3/00 WRVZ-F changed from Classic AOR to Rhythmic CHR (Dance CHR) . . .
 3/00 WVAF-F changed from Hot AC to AC . . . 8/00 WMON/WZKM-F (Montgomery, WV) sold to Mortenson for \$600,000 (Pierce)

CHARLOTTE

Arbitron Rank: 37	Pop (12+): 1,191,000	Stations: 29 / 22	Last Year's Revenue: \$105,900,000
MSA Rank: 42		Diaries: 2,383/ 500:1/ 52.3%	Household Income: \$48,779
MSA Pop: 1,450,000		Sample Target: 2,230	Total Retail Sales: \$15.0 Bil
DMA: 28		% Below Line: 3.1	#1 Biller: WRFX-F \$12,200,000
Average Persons Rating: 14.3		% Not Listed: 17.9	#1 Billing Portfolio
Market TSL in Hours: 19.00		Pop per Station: 54,136	CBS/Infinity \$40,770,000

12+ Metro	Format	Spring 00 1/4 Share	Win 00	Fall 99	Sum 99	Spg 99	4-Book Avg.	12+ Metro Cume / Rtg.	Fall 99	Spg 99	12+ TSA AQH / Cume	Revenue Level		
1	WPEG-F	B	143 / 8.4	9.5	9.3	9.1	8.9	9.1	2176 / 18.3	18.0	17.5	217 / 3322	I	WPEG-F
2	WNKS-F	CHR	134 / 7.9	7.5	8.8	8.8	8.0	8.2	2627 / 22.1	21.4	21.3	249 / 4575	H	WNKS-F
3	WLYT-F	SAC	114 / 6.7	5.1	7.2	6.0	7.9	6.3	1788 / 15.0	15.7	15.4	184 / 2710	H	WLYT-F
4	WRFX-F	AOR	106 / 6.2	5.0	5.4	6.1	5.0	5.7	1730 / 14.5	14.1	13.6	166 / 2645	I	WRFX-F
5	WBT-AF	FS	96 / 5.6	7.1	4.8	5.5	7.0	5.8	1417 / 11.9	13.2	14.5	112 / 1742	I	WBT-AF
6	WSOC-F	C	93 / 5.5	5.6	4.8	6.1	5.4	5.5	1647 / 13.8	13.7	13.8	140 / 2799	H	WSOC-F
7	WVMG-F	O	93 / 5.5	5.7	6.1	5.8	6.3	5.8	1528 / 12.8	13.5	14.2	150 / 2521	H	WVMG-F
8	WKKT-F	C	85 / 5.0	5.3	5.8	5.6	5.7	5.4	1701 / 14.3	14.4	14.7	154 / 2718	H	WKKT-F
9	WBAV-F	B/AC	78 / 4.6	4.4	4.9	6.3	4.8	5.0	1142 / 9.6	9.9	10.0	107 / 1573	G	WBAV-F
10	WCCJ-F	B/O	71 / 4.2	3.8	3.1	2.9	2.3	3.5	1200 / 10.1	7.8	5.6	77 / 1311	C	WCCJ-F
11	WSSS-F	CL HITS	66 / 3.9	4.5	2.5	2.9	2.6	3.4	1298 / 10.9	8.5	8.9	111 / 1983	G	WSSS-F
12	WLNK-F	AC-NR	65 / 3.8	4.3	4.9	3.9	3.8	4.2	1784 / 15.0	12.8	14.4	99 / 2692	G	WLNK-F
13	WEND-F	AOR-NR	58 / 3.4	2.2	2.8	3.3	3.2	2.9	1263 / 10.6	9.4	11.7	92 / 1899	E	WEND-F
14	WXRC-F	AOR	42 / 2.5	3.0	2.7	2.7	3.2	2.7	914 / 7.7	7.9	9.1	58 / 1365	D	WXRC-F
15	WNMX-F	ST	35 / 2.1	1.4	1.9	2.9	2.3	2.1	504 / 4.2	5.0	4.3	36 / 548	B	WNMX-F
16	WGIV	B/G	21 / 1.2	0.9	0.9	1.1	1.2	1.0	303 / 2.5	2.1	1.7	21 / 303	A	WGIV
17	WFNZ	SPRTS	19 / 1.1	1.2	1.1	1.3	1.4	1.2	383 / 3.2	3.2	3.3	25 / 430	C	WFNZ

12+ FM Share (Metro): 89.40% (1248 of 1396) (Spring 99: 88.15%)

Teens	18-34	18-49	25-49	25-54	35+	12+ AMD	12+ Mid	12+ PMD	12+ Eve	12+ Wknd
1 WPEG-F >	1 WPEG-F <	1 WNKS-F <	1 WRFX-F <	1 WLYT-F <	1 WLYT-F	1 WRFX-F	1 WLYT-F	1 WPEG-F	1 WPEG-F	1 WPEG-F
2 WNKS-F >>	2 WNKS-F >	2 WPEG-F	2 WLYT-F <	2 WRFX-F	1 WBT-AF <	2 WNKS-F	2 WBT-AF	2 WNKS-F <	2 WNKS-F >	2 WNKS-F
3 WEND-F	3 WEND-F <	3 WRFX-F <	3 WNKS-F	3 WNKS-F	3 WVMG-F <	3 WPEG-F	3 WNKS-F <	3 WBT-AF	3 WBAV-F	3 WSOC-F
4 WKKT-F >	4 WRFX-F	4 WLYT-F	4 WPEG-F	4 WVMG-F	4 WSOC-F <	4 WLNK-F <	4 WRFX-F <	4 WLYT-F <	4 WLYT-F <	4 WKKT-F <
	5 WKKT-F	5 WBAV-F	5 WBAV-F	4 WPEG-F <	5 WRFX-F	5 WLYT-F <	5 WVMG-F <	5 WVMG-F	5 WSOC-F <	5 WBAV-F <
	6 WLNK-F <	5 WSSS-F <	6 WSSS-F <	6 WCCJ-F <	6 WBAV-F <	6 WBT-AF <	6 WPEG-F <	6 WRFX-F <	6 WKKT-F	6 WRFX-F <
	7 WXRC-F <	7 WLNK-F	7 WCCJ-F <	7 WBAV-F <	7 WCCJ-F <	7 WVMG-F <	7 WSOC-F	7 WSOC-F <	7 WEND-F	7 WVMG-F <
	8 WLYT-F <	7 WCCJ-F <	8 WLNK-F	8 WSSS-F <	8 WKKT-F <	8 WBAV-F	8 WKKT-F	8 WKKT-F	8 WCCJ-F	8 WCCJ-F <
	9 WBAV-F <	9 WKKT-F	9 WLNK-F	9 WSSS-F	9 WLNK-F <	9 WSOC-F <	9 WSSS-F	9 WCCJ-F	9 WSSS-F	9 WLYT-F <
		10 WEND-F <	9 WVMG-F <	10 WBT-AF <	10 WNKS-F <	10 WKKT-F	9 WCCJ-F >	9 WEND-F <	10 WVMG-F	10 WEND-F
									10 WRFX-F <	

Wom 18-24	Wom 18-34	Wom 25-34	Wom 18-49	Wom 25-54	Men 18-24	Men 18-34	Men 25-34	Men 18-49	Men 25-54	12+ Ovrnite
1 WNKS-F >	1 WNKS-F	1 WNKS-F <	1 WNKS-F	1 WLYT-F	1 WPEG-F >>	1 WPEG-F	1 WEND-F <	1 WRFX-F	1 WRFX-F >	1 WPEG-F >
2 WPEG-F >	2 WPEG-F >	2 WPEG-F >	2 WLYT-F	2 WNKS-F <	2 WRFX-F >	2 WRFX-F	2 WRFX-F <	2 WPEG-F >	2 WBT-AF	2 WNKS-F
3 WKKT-F	3 WKKT-F	3 WLNK-F	3 WPEG-F <	3 WBAV-F <	3 WNKS-F	3 WEND-F	3 WXRC-F <	3 WEND-F <	3 WLYT-F	3 WBAV-F <
4 WLYT-F	3 WLYT-F <	4 WBAV-F	4 WBAV-F	4 WVMG-F	3 WEND-F	4 WNKS-F	4 WNKS-F	4 WNKS-F	3 WPEG-F	4 WRFX-F
5 WEND-F	5 WLNK-F <	4 WLYT-F	5 WLNK-F <	5 WLNK-F	5 WKKT-F	5 WXRC-F >	4 WPEG-F >	5 WLYT-F <	5 WEND-F	5 WKKT-F
5 WSSS-F	6 WBAV-F	6 WKKT-F	6 WKKT-F	5 WCCJ-F <	5 WNOW	6 WSOC-F	6 WSOC-F	6 WSSS-F <	5 WSSS-F <	6 WLYT-F
	7 WEND-F	7 WCCJ-F	7 WCCJ-F	7 WPEG-F <		7 WKKT-F	7 WCCJ-F	7 WXRC-F <	7 WNKS-F	
	8 WSSS-F	7 WEND-F	8 WSSS-F <	8 WKKT-F		8 WCCJ-F	8 WKKT-F	8 WBT-AF <	8 WXRC-F	
		9 WXRC-F	9 WVMG-F	9 WSSS-F		9 WLNK-F	8 WLNK-F	9 WCCJ-F <	8 WCCJ-F	
		9 WSSS-F						10 WSOC-F	10 WSOC-F	
									10 WVMG-F	

Other Rated Stations				Metro Share	Cume Rating	TSA AQH Cume	Other Rated Stations--Outside Market				Metro Share	Cume Rating	TSA AQH Cume
WGSP	B/G	1310	Charlotte	0.5	1.1	8 132	WFMX-F	C	105.7	Statesville, NC	0.5	2.5	54 1102
WHVN-AA	REL	1240	Charlotte	0.4	0.8	6 97	WJMH-F	B	102.1	Reidsville, NC	0.6	1.3	27 548
WNOW	SP-VA	1030	Mint Hill, NC	0.6	0.9	12 133	WKRR-F	AOR/CL	92.3	Asheboro, NC	0.5	1.8	27 645
							WSPA-F	SAC	98.9	Spartanburg, SC	0.4	1.7	20 433
							WSSL-F	C	100.5	Gray Court, SC	0.4	0.6	32 514
							WTPT-F	AOR	93.3	Forest City, NC	0.4	2.5	27 739
							WWGL-F	REL	94.1	Lexington, NC	0.4	1.3	13 466

CHARLOTTE

Consolidation Report	12+	25-54	Revenue	Format Performance	AM	FM	Total	%	Yr. Ago
CBS/Infinity	32.6 %	30.7 %	38.5 %	AC	0 (0)	65 (1)	65 (1)	4.7 %	4.5 %
WBAV-FM, WFNZ-AM, WGIV-AM, WNKS-FM, WPEG-FM, WSOC-FM, WSSS-FM				AOR/Classic/NR	0 (0)	221 (5)	221 (5)	15.8 %	14.9 %
Clear Channel, pend.	23.4 %	26.5 %	33.4 %	Black/Urban	0 (0)	302 (4)	302 (4)	21.6 %	17.0 %
WKKT-FM, WLYT-FM, WRFX-FM, WWMG-FM				CHR	0 (0)	134 (1)	134 (1)	9.6 %	9.6 %
Jefferson-Pilot	9.4 %	9.7 %	17.8 %	Classical	0 (0)	0 (0)	0 (0)	0.0 %	0.0 %
WBT-AF, WLNK-FM				Country	0 (0)	193 (4)	193 (4)	13.8 %	15.1 %
	65.4 %	66.9 %	89.7 %	Full Service	84 (1)	12 (1)	96 (2)	6.9 %	8.3 %
				Hispanic	10 (1)	0 (0)	10 (1)	0.7 %	0.8 %
				Jazz	0 (0)	0 (0)	0 (0)	0.0 %	2.7 %
				News/Talk	0 (0)	0 (0)	0 (0)	0.0 %	0.0 %
				Oldies	0 (0)	159 (2)	159 (2)	11.4 %	10.5 %
				Others/Unknown	0 (0)	0 (0)	0 (0)	0.0 %	0.0 %
				Religion/Gospel	35 (4)	6 (1)	41 (5)	2.9 %	3.6 %
				Soft AC	0 (0)	121 (2)	121 (2)	8.7 %	9.3 %
				Sports	19 (1)	0 (0)	19 (1)	1.4 %	1.7 %
				Standards/EZ	0 (0)	35 (1)	35 (1)	2.5 %	2.8 %
				Totals	148 (7)	1248 (22)	1396 (29)		

AM Stations

Station	Freq	Power	Format	Parent	Revenue	Owner	City
WBT	1110	50 kw (DA-N)	Full Service	CBS, CNN	\$119.00	CBS	Charlotte
WFNZ	610	5 kw/1 kw (DA-2)	Sports	CBS, Westwd, 1/1	\$ NA	Eastman	Charlotte
WGIV	1600	1 kw (DA-N)	Black Gospel	ABC	\$ NA	--	Charlotte

FM Stations

Station	Freq	Power	Format	Parent	Revenue	Owner	City
WBAV	101.9	100 kw @ 988	Black AC	ABC	\$49.00	Katz	Gastonia
WBT	99.3	7.6 kw @ 604	Simul. WBT				Chester, SC
WCCJ	92.7	6 kw @ 328	Black Oldies		\$ NA	Allied	Harrisburg, NC
WEND	106.5	65 kw @ 1046	AOR-New Rock		\$53.00	Mc-Guild	Salisbury, NC
WKKT	95.9	100 kw @ 1548	Country		\$95.00	D&R	Statesville, NC
WLNK	107.9	100 kw @ 1694	Modern AC		\$80.00	CBS	Charlotte
WLYT	102.9	31 kw @ 1535	Soft AC	AMFM	\$100.00	Sentry	Hickory, NC
WIKS	95.1	100 kw @ 1542	CHR		\$60.00	Katz	Charlotte
WIMX	106.1	20 kw @ 364	Standards	ABC	\$25.00	Roslin	Waxhaw, SC
WPEG	97.9	95 kw @ 1610	Black	CBS, Westwd, ABC	\$155.00	Christal	Concord, NC
WRFX	99.7	84 kw @ 1056	AOR		\$177.00	Eastman	Kannapolis, NC
WSOC	103.7	100 kw @ 1059	Country		\$175.00	Katz	Charlotte
WSSS	104.7	100 kw @ 1210	Classic Hits		\$80.00	Katz	Charlotte
WWMG	95.1	100 kw @ 1745	Oldies		\$90.00	Mc-Guild	Shelby, NC
WXRC	95.7	100 kw @ 1020	AOR	ABC	\$ NA	Allied	Hickory, NC

Notes: 5/00 Dalton Group sold WEND-F to Mercury Radio, and WWMG-F to Clear Channel in a \$60,000,000 transaction . . . 6/00 WBZK (980; York, SC) sold to Vernon Baker (WNOV) for \$500,000 . . . 6/00 WGFY (1480; Charlotte) sold by Hibernia to ABC as part of a six-station, \$19,800,000 group transaction

CHATTANOOGA

Arbitron Rank: 104 Pop (12+):	390,600	Stations:	22 / 20	Last Year's Revenue:	\$21,100,000
MSA Rank:	113	Diaries:	1,386/ 282:1/ 48.2%	Household Income:	\$38,582
MSA Pop:	454,000	Sample Target:	1,430	Total Retail Sales:	\$5.2 Bil.
DMA:	87	% Below Line:	2.0	#1 Biller:	WUSY-F \$6,500,000
Average Persons Rating:	15.7	% Not Listed:	13.9	#1 Billing Portfolio	
Market TSL in Hours:	20.75	Pop per Station:	19,530	Clear Channel	\$7,920,000

12+ Metro	Format	Spring 00 1/4 Share	Win 00	Fall 99	Sum 99	Spg 99	4-Book Avg.	12+ Metro Cume / Rtg.	Fall 99	Spg 99	12+ TSA AQH / Cume	Revenue Level		
1	WUSY-F	C	130 / 21.2	19.0	19.3	21.6	18.2	20.3	1298 / 33.2	32.2	30.9	240 / 2648	G	WUSY-F
2	WDEF-F	SAC	52 / 8.5	7.5	8.9	7.7	8.6	8.1	761 / 19.5	21.0	18.1	78 / 1179	D*	WDEF-F
3	WJTT-F	B	48 / 7.8	6.6	6.6	6.3	6.4	6.8	472 / 12.1	10.7	12.3	57 / 607	C	WJTT-F
4	WSKZ-F	AOR/CL	41 / 6.7	8.2	7.5	7.0	10.2	7.3	665 / 17.0	19.1	21.5	90 / 1438	D	WSKZ-F
5	WDDO-F	AOR-NR	39 / 6.4	4.6	5.4	7.5	5.3	6.0	596 / 15.2	15.2	17.0	79 / 1292	C	WDDO-F
6	WGOW-F	T	31 / 5.1	5.4	4.7	5.3	4.3	5.1	444 / 11.4	10.9	9.6	36 / 578	C^	WGOW-F
7	WOGT-F	O	28 / 4.6	5.4	4.9	4.5	6.3	4.8	477 / 12.2	11.8	13.3	33 / 599	C	WOGT-F
8	WLOV-F	B/O	25 / 4.1	4.8	4.2	4.7	3.6	4.4	302 / 7.7	7.2	7.1	27 / 359	A	WLOV-F
8	WKXJ-F	CHR	25 / 4.1	4.1	4.5	5.8	5.6	4.6	506 / 13.0	14.7	14.4	27 / 596	B	WKXJ-F
10	WRXR-F	AOR	21 / 3.4	4.2	3.0	2.5	2.6	3.3	385 / 9.9	9.7	8.5	29 / 549	B	WRXR-F
10	WDDO	ST	21 / 3.4	2.9	3.0	2.7	2.6	3.0	187 / 4.8	4.9	5.0	21 / 203	A	WDDO
12	WBDX-F	REL-CC	12 / 2.0	2.0	2.1	1.3	1.8	1.9	246 / 6.3	7.4	4.2	15 / 317	A	WBDX-F
13	WGOW	T	11 / 1.8	2.9	2.4	2.8	2.6	2.5	186 / 4.8	7.0	6.2	13 / 221	^	WGOW

12+ FM Share (Metro): 89.56% (472 of 527) (Spring 99: 88.27%)

Teens	18-34	18-49	25-49	25-54	35+	12+ AMD	12+ Mid	12+ PMD	12+ Eve	12+ Wknd
1 WJTT-F >>>	1 WUSY-F >	1 WUSY-F >>	1 WUSY-F >>	1 WUSY-F >>	1 WUSY-F >>	1 WUSY-F >>	1 WUSY-F >>	1 WUSY-F >>	1 WUSY-F >>	1 WUSY-F >>
2 WDDO-F	2 WJTT-F <	2 WSKZ-F	2 WSKZ-F <	2 WDEF-F <	2 WDEF-F	2 WDEF-F	2 WDEF-F	2 WDEF-F	2 WJTT-F >>	2 WJTT-F >
2 WKXJ-F >	3 WDDO-F	3 WDEF-F <	3 WDEF-F	3 WSKZ-F	3 WGOW-F	3 WSKZ-F	3 WDDO-F <	3 WDDO-F <	3 WDDO-F <	3 WSKZ-F
4 WUSY-F	4 WRXR-F <	4 WJTT-F	4 WGOW-F <	4 WGOW-F <	3 WOGT-F <	3 WGOW-F	4 WSKZ-F	4 WJTT-F <	4 WKXJ-F <	4 WDEF-F
	5 WDEF-F	4 WDDO-F	5 WDDO-F <	5 WDDO-F <	5 WSKZ-F	5 WJTT-F <	5 WJTT-F	5 WSKZ-F	5 WDEF-F	5 WDDO-F
	5 WSKZ-F <	6 WGOW-F	6 WJTT-F	6 WJTT-F	6 WDDO	6 WDDO-F	5 WGOW-F	6 WGOW-F	6 WSKZ-F <	6 WLOV-F
		7 WRXR-F <	7 WLOV-F <	6 WOGT-F	7 WLOV-F	7 WDDO	7 WOGT-F	7 WOGT-F	7 WLOV-F	6 WOGT-F <
		8 WLOV-F	8 WOGT-F	8 WLOV-F	8 WDDO-F <	7 WRXR-F	8 WGOW <	8 WKXJ-F	8 WOGT-F	8 WKXJ-F <
		8 WKXJ-F <	9 WRXR-F	10 WKXJ-F >>			9 WLOV-F <			

Wom 18-24	Wom 18-34	Wom 25-34	Wom 18-49	Wom 25-54	Men 18-24	Men 18-34	Men 25-34	Men 18-49	Men 25-54	12+ Ovrnite
1 WJTT-F	1 WUSY-F >>	1 WUSY-F >>>	1 WUSY-F >>	1 WUSY-F >>	1 WUSY-F	1 WUSY-F	1 WUSY-F	1 WUSY-F	1 WUSY-F >	1 WUSY-F >>
1 WUSY-F >	2 WJTT-F <	2 WDEF-F	2 WDEF-F >	2 WDEF-F >>	2 WDDO-F	2 WRXR-F	2 WRXR-F	2 WSKZ-F	2 WSKZ-F	2 WJTT-F
3 WKXJ-F >	3 WDEF-F	3 WJTT-F	3 WJTT-F	3 WSKZ-F	3 WSKZ-F	3 WDDO-F <	3 WJTT-F	3 WDDO-F	3 WGOW-F	3 WDEF-F
4 WDEF-F	4 WKXJ-F	4 WKXJ-F	4 WDDO-F	3 WOGT-F <	3 WRXR-F	4 WSKZ-F	4 WSKZ-F	3 WGOW-F	4 WDDO-F	4 WDDO-F
4 WDDO-F >	5 WDDO-F >	5 WDDO-F	4 WKXJ-F	5 WJTT-F <	5 WJTT-F >	5 WJTT-F >>	4 WDDO-F >>	5 WRXR-F <	5 WJTT-F	5 WSKZ-F >
6 WBDX-F >>			4 WSKZ-F	6 WLOV-F			6 WJTT-F >	5 WRXR-F		
			7 WOGT-F	7 WDDO-F			7 WLOV-F	5 WOGT-F <		
				7 WKXJ-F >				8 WDEF-F		

Other Rated Stations				Metro Share	Cume Rating	TSA AQH	Cume	Other Rated Stations--Outside Market				Metro Share	Cume Rating	TSA AQH	Cume
WDEF	T/SPRTS	1370	Chattanooga	0.5	3.3	4	150	WALV-F	CHR	95.3	Cleveland, TN	1.1	4.4	32	594
WEPG	C	910	S. Pittsburg	0.7	1.0	5	65	WLLJ-F	REL-CC	103.1	Etowah, TN	0.8	1.3	15	241
WFLI	REL	1070	Lookout Mountain	1.0	2.7	12	171								
WMPZ-F	AC	93.7	Ringgold, GA	0.3	2.2	3	106								
WNOO	B/AC	1260	Chattanooga	1.3	2.8	8	112								
WQCH	C	1590	La Fayette, GA	0.3	1.2	2	48								
WSGC-F	CL HITS	101.9	Ringgold, GA	1.0	2.5	7	118								

CHATTANOOGA

Consolidation Report	12+	25-54	Revenue	Format Performance	AM	FM	Total	%	Yr. Ago
Bahakel	18.8 %	17.5 %	22.0 %	AC	0 (0)	2 (1)	2 (1)	3.1 %	0.6 %
WDEF-AM, WDEF-FM, WDOD-AM, WDOD-FM				AOR/Classic/NR	0 (0)	101 (3)	101 (3)	19.2 %	18.1 %
Brewer	8.1 %	6.2 %	10.1 %	Black/Urban	8 (1)	73 (2)	81 (3)	15.4 %	13.7 %
WJTT-FM, WMPZ-FM				CHR	0 (0)	32 (2)	32 (2)	6.1 %	6.9 %
Citadel	18.2 %	22.5 %	23.9 %	Classical	0 (0)	0 (0)	0 (0)	0.0 %	0.0 %
WGOW-AM, WGOW-FM, WOGT-FM, WSKZ-FM				Country	6 (2)	130 (1)	136 (3)	25.8 %	21.7 %
Clear Channel, pend.	33.8 %	34.7 %	37.5 %	Full Service	0 (0)	0 (0)	0 (0)	0.0 %	0.0 %
WKXJ-FM, WLOV-FM, WRXR-FM, WSGC-FM, WUSY-FM, WUUS-AM				Hispanic	0 (0)	0 (0)	0 (0)	0.0 %	0.0 %
Ptnrs. for Christian Radio	2.8 %	2.8 %	2.3 %	Jazz	0 (0)	0 (0)	0 (0)	0.0 %	0.0 %
WBDX-FM, WLLJ-FM				News/Talk	14 (2)	31 (1)	45 (3)	8.5 %	8.7 %
	81.7 %	83.7 %	95.8 %	Oldies	0 (0)	34 (2)	34 (2)	6.5 %	8.5 %
				Others/Unknown	0 (0)	0 (0)	0 (0)	0.0 %	0.0 %
				Religion/Gospel	6 (1)	17 (2)	23 (3)	4.4 %	4.2 %
				Soft AC	0 (0)	52 (1)	52 (1)	9.9 %	10.0 %
				Sports	0 (0)	0 (0)	0 (0)	0.0 %	0.0 %
				Standards/EZ	21 (1)	0 (0)	21 (1)	4.0 %	3.1 %
				Totals	55 (7)	472 (15)	527 (22)		

AM Stations

WOOD	1310	5 kw (DA-N)	Standards	ABC, CBS	\$<20.00	Banner	Bahakel	Chattanooga
WGOW	1150	5 kw/1 kw (DA-N)	Talk	ABC	\$25.00	Christal	Citadel	Chattanooga

FM Stations

WBDX	102.7	0.32 kw @ 1375	Contemp. Christian	SRN	\$<20.00	--		Trenton
WDEF	92.3	100 kw @ 1180	Soft AC	CBS	\$59.00	Eastman	Bahakel	Chattanooga
WDOD	95.5	100 kw @ 1076	New Rock	Westwd	\$20.00	Banner	Bahakel	Chattanooga
WGOW	102.3	6 kw @ 285	Talk	ABC, Westwd	\$25.00	Christal	Citadel	Soddy-Daisy
WJTT	94.3	4.7 kw @ 371	Black		\$36.00	Mc-Guild	Brewer	Red Bank
WKXJ	98.1	1 kw @ 794	CHR		\$<20.00	Interep	Clear Channel	Signal Mountain
WLOV	97.3	16 kw @ 866	Black Oldies	ABC	\$25.00	Interep	Clear Channel	S. Pittsburg
WOGT	107.9	2.85 kw @ 968	Oldies	Westwd	\$21.00	Chnstal	Citadel	East Ridge
WRXR	105.5	1.55 kw @ 646	AOR	ABC	\$41.00	Interep	Clear Channel	Rossville, GA
WSKZ	106.5	100 kw @ 1076	AOR/Classic AOR		\$60.00	Christal	Citadel	Chattanooga
WUSY	100.7	100 kw @ 1190	Country	Westwd	\$100.00	Katz	Clear Channel	Cleveland

Notes: Combined revenue stations: * WDEF-F includes WDEF; ^ WGOW-F includes WGOW . . . 8/00 WSGC-F (101.9; Ringgold, GA) sold to Clear Channel for \$2,500,000 (Al Dick)

CHICAGO

Arbitron Rank: 3 **Pop (12+):** 7,147,300
MSA Rank: 3
MSA Pop: 8,810,000
DMA: 3
Average Persons Rating: 16.1
Market TSL in Hours: 21.25

Stations: 44 / 44
Diaries: 6,095 / 1173:1 / 51.0%
Sample Target: 5,900
% Below Line: 0.0
% Not Listed: 11.4
Pop per Station: 162,439

Last Year's Revenue: \$519,000,000
Household Income: \$57,757
Total Retail Sales: \$ 84.8 Bil.
#1 Biller: WGN \$38,200,000
#1 Billing Portfolio
 CBS/Infinity \$188,575,000

12+ Metro	Format	Spring 00 1/4 Share	Win 00	Fall 99	Sum 99	Spq 99	4-Book Avg.	12+ Metro Cume / Rtg.	Fall 99	Spq 99	12+ TSA AQH / Cume	Revenue Level		
1	WGCI-F	B	736 / 6.4	7.5	6.8	6.2	6.7	6.7	9085 / 12.7	12.6	13.0	741 / 9245	L	WGCI-F
2	WGN	FS/T	713 / 6.2	6.4	6.1	6.4	6.7	6.3	9389 / 13.1	12.6	14.0	837 / 11372	L	WGN
3	WBBM-F	CHR/U	693 / 6.0	5.3	4.9	4.8	5.3	5.3	14020 / 19.6	17.5	17.7	711 / 14379	K	WBBM-F
4	WUSN-F	C	494 / 4.3	2.9	3.8	4.0	3.4	3.7	6778 / 9.5	9.7	9.0	504 / 7011	L	WUSN-F
5	WLS	T	479 / 4.2	4.5	4.4	4.7	4.6	4.4	5580 / 7.8	8.1	8.8	579 / 6923	J	WLS
6	WVAZ-F	B/AC	427 / 3.7	3.8	3.5	4.2	4.2	3.8	5629 / 7.9	8.3	9.2	428 / 5642	K	WVAZ-F
7	WBBM	N	425 / 3.7	3.6	3.4	3.7	3.2	3.6	9161 / 12.8	12.7	13.0	461 / 10111	K	WBBM
8	WNUA-F	J	411 / 3.6	4.0	4.0	4.3	4.4	4.0	6831 / 9.6	10.8	11.0	426 / 7044	K	WNUA-F
9	WKQX-F	AOR-NR	398 / 3.4	3.4	3.4	3.2	4.0	3.4	8854 / 12.4	12.5	13.5	420 / 9301	K	WKQX-F
10	WTMX-F	AC-NR	380 / 3.3	3.6	3.6	3.7	3.4	3.5	8318 / 11.6	11.6	11.7	386 / 8467	K	WTMX-F
11	WJMK-F	O	353 / 3.1	3.3	3.1	3.1	2.8	3.1	7467 / 10.4	11.4	10.5	368 / 7809	K	WJMK-F
12	WLEY-F	SP	348 / 3.0	2.5	3.1	2.7	2.4	2.8	3408 / 4.8	4.5	4.4	349 / 3467	I	WLEY-F
13	WLIT-F	SAC	343 / 3.0	3.0	3.1	3.2	3.9	3.1	6592 / 9.2	9.0	9.8	347 / 6696	K	WLIT-F
14	WLUP-F	CL AOR	323 / 2.8	2.4	2.5	2.5	2.9	2.5	5910 / 8.3	8.0	9.6	345 / 6341	I	WLUP-F
15	WNND-F	AC	310 / 2.7	2.8	2.8	2.5	2.6	2.7	6255 / 8.8	9.4	8.9	313 / 6325	H	WNND-F
16	WXRT-F	AOR-P	301 / 2.6	2.2	2.4	2.2	2.7	2.4	4662 / 6.5	7.0	7.1	308 / 4810	K	WXRT-F
17	WUBT-F	B/O	299 / 2.6	2.9	2.8	3.5	3.3	2.9	6162 / 8.6	9.6	10.8	301 / 6299	J	WUBT-F
18	WXCD-F	CL AOR	225 / 1.9	2.0	1.8	2.2	2.2	2.0	5507 / 7.7	7.9	8.5	235 / 5755	I	WXCD-F
19	WCKG-F	T	224 / 1.9	2.1	2.2	2.3	2.5	2.1	3252 / 4.5	6.0	6.3	227 / 3402	K	WCKG-F
20	WOJO-F	SP-C	218 / 1.9	2.0	2.5	2.3	1.9	2.2	3132 / 4.4	4.7	4.5	224 / 3160	I	WOJO-F
21	WMAQ	N/T	198 / 1.7	1.7	2.0	1.8	2.1	1.8	5190 / 7.3	10.4	8.0	219 / 5802	K	WMAQ
22	WAIT	ST	193 / 1.7	1.7	1.9	1.7	1.6	1.7	2133 / 3.0	3.0	3.0	210 / 2286	F	WAIT
23	WKIE-F	CHR	171 / 1.5	1.2	1.5	1.9	1.2	1.5	4900 / 6.9	7.2	5.6	202 / 5650	D	WKIE-F
24	WNIB-F	CL	163 / 1.4	1.7	1.5	1.2	1.1	1.5	3268 / 4.6	4.9	4.5	167 / 3367	G	WNIB-F
25	WFMT-F	CL	146 / 1.3	1.4	1.6	1.0	1.2	1.3	2865 / 4.0	4.3	3.9	148 / 2961	G	WFMT-F
26	WGCI	B/G	144 / 1.2	1.1	1.3	1.5	1.1	1.3	1699 / 2.4	2.9	3.0	145 / 1703	E	WGCI
27	WSCR	SPRTS	132 / 1.1	1.1	1.6	1.3	1.1	1.3	2482 / 3.5	4.6	3.3	142 / 2698	H	WSCR
28	WVON	B	130 / 1.1	0.7	0.5	0.7	0.9	0.8	577 / 0.8	0.8	0.9	130 / 577		WVON
29	WXXY-F	CL HITS	118 / 1.0	1.0	1.3	0.5	0.4	1.0	2936 / 4.1	4.4	1.5	120 / 3017		WXXY-F

12+ FM Share (Metro): 73.43% (7508 of 10225) (Spring 99: 73.44%)

Teens	18-34	18-49	25-49	25-54	35+	12+ AMD	12+ Mid	12+ PMD	12+ Eve	12+ Wknd
1 WBBM-F >>	1 WGCI-F	1 WGCI-F	1 WGCI-F	1 WGCI-F	1 WGN >	1 WGN >	1 WLS <	1 WBBM-F <	1 WGCI-F	1 WGCI-F <
2 WGCI-F >	2 WBBM-F	2 WBBM-F	2 WVAZ-F	2 WVAZ-F	2 WLS <	2 WBBM	2 WGN <	2 WGCI-F >	2 WBBM-F >	2 WBBM-F
3 WKIE-F	3 WKQX-F	3 WTMX-F <	3 WTMX-F <	3 WUSN-F <	3 WBBM	3 WBBM-F	3 WGCI-F <	3 WGN <	3 WGN	3 WGN
4 WKQX-F >>	4 WTMX-F	4 WKQX-F <	4 WUSN-F	4 WTMX-F <	4 WNUA-F <	3 WGCI-F <	4 WUSN-F <	4 WUSN-F	4 WKQX-F	4 WUSN-F
5 WLUP-F <	5 WUSN-F	4 WLUP-F	5 WNUA-F <	5 WUSN-F <	5 WLS <	5 WBBM-F <	5 WLS <	5 WLS <	5 WLEY-F	4 WVAZ-F
6 WUSN-F	5 WLUP-F <	4 WXRT-F <	6 WXRT-F <	6 WJMK-F <	6 WTMX-F <	6 WNUA-F <	6 WNUA-F <	6 WNUA-F <	5 WVAZ-F	6 WNUA-F
6 WLEY-F	7 WVAZ-F <	7 WBBM-F	7 WLUP-F <	7 WVAZ-F	7 WUSN-F <	7 WLIT-F	7 WVAZ-F <	7 WUSN-F	7 WBBM <	7 WBBM <
8 WNND-F <	8 WXRT-F	8 WNUA-F <	8 WBBM-F <	8 WLIT-F	8 WKQX-F <	8 WLUP-F	8 WKQX-F <	7 WNUA-F <	8 WLEY-F <	8 WLEY-F <
9 WVAZ-F <	9 WLEY-F	9 WUBT-F <	9 WJMK-F	9 WUBT-F	9 WVAZ-F	8 WTMX-F <	9 WTMX-F	9 WNND-F <	9 WLS <	9 WLS <
10 WOJO-F <	10 WNUA-F	9 WUBT-F <	9 WJMK-F	9 WUBT-F <	10 WXRT-F	10 WJMK-F	10 WJMK-F <	9 WLEY-F	10 WUBT-F <	10 WJMK-F
	10 WNND-F <				10 WGCI-F <	10 WMAQ <		9 WLUP-F <		

Wom 18-24	Wom 18-34	Wom 25-34	Wom 18-49	Wom 25-54	Men 18-24	Men 18-34	Men 25-34	Men 18-49	Men 25-54	12+ Ovrnite
1 WGCI-F	1 WGCI-F >	1 WGCI-F	1 WGCI-F	1 WGCI-F <	1 WKQX-F >	1 WKQX-F <	1 WGCI-F	1 WGCI-F	1 WLUP-F	1 WGN >
2 WBBM-F >	2 WBBM-F <	2 WTMX-F >	2 WBBM-F	2 WVAZ-F	2 WBBM-F	2 WGCI-F	2 WLUP-F	1 WLUP-F <	2 WGCI-F <	2 WGCI-F <
3 WTMX-F >	3 WTMX-F >>	3 WBBM-F	3 WTMX-F	3 WTMX-F <	3 WGCI-F >	3 WBBM-F	3 WKQX-F	3 WKQX-F	3 WCKG-F <	3 WBBM
4 WKQX-F <	4 WUSN-F <	4 WVAZ-F <	4 WVAZ-F	4 WLIT-F <	4 WLUP-F <	4 WLUP-F >	4 WBBM-F <	4 WXRT-F <	4 WXRT-F	4 WMAQ <
5 WLEY-F	5 WLEY-F <	5 WNND-F <	5 WUSN-F <	5 WUSN-F <	5 WLEY-F	5 WLEY-F	5 WUSN-F	5 WBBM-F	5 WUSN-F <	5 WLS <
6 WUSN-F	6 WNND-F <	6 WUSN-F <	6 WLIT-F <	6 WBBM-F <	6 WTMX-F <	5 WUSN-F	6 WTMX-F	6 WCKG-F <	6 WNUA-F	6 WBBM-F
7 WNND-F	7 WKQX-F	7 WLIT-F <	7 WNND-F	7 WNND-F <	7 WXRT-F <	7 WTMX-F	6 WCKG-F <	7 WUSN-F	6 WVAZ-F	7 WVAZ-F
8 WKIE-F >>	8 WVAZ-F	8 WLEY-F <	8 WLEY-F <	8 WNUA-F <	8 WXCD-F <	8 WCKG-F <	8 WLEY-F <	8 WLEY-F <	8 WXCD-F	
	9 WOJO-F	9 WOJO-F <	9 WUBT-F <	9 WJMK-F <	9 WUSN-F >	9 WXRT-F	9 WVAZ-F <	9 WXCD-F <	8 WLEY-F <	
	9 WLIT-F	10 WXXY-F <	10 WXRT-F <	10 WUBT-F <	10 WKIE-F	10 WOJO-F	10 WOJO-F	10 WVAZ-F <	10 WKQX-F	
									10 WGN <	

CHICAGO

Other Rated Stations				Metro Share	Cume Rating	TSA AQH Cume		Format Performance	AM	FM	Total	%	Yr. Ago
WCCQ-F	C	98.3	Crest Hill	0.3	0.9	41	796	AC	0 (0)	770 (4)	770 (4)	7.5 %	7.3 %
WILL-F	AOR	95.1	Kenosha, WI	0.6	1.7	78	1393	AOR/Classic/NR	0 (0)	1353 (6)	1353 (6)	13.2 %	13.8 %
WIND	SP-NT	560	Chicago	0.6	1.4	72	1059	Black/Urban	130 (1)	1462 (3)	1592 (4)	15.6 %	17.3 %
WLLI-F	AOR	96.7	Joliet	0.3	1.2	49	944	CHR	0 (0)	863 (3)	863 (3)	8.4 %	7.3 %
WLXX	SP	1200	Chicago	0.6	1.1	69	820	Classical	0 (0)	312 (3)	312 (3)	3.1 %	2.6 %
WMVP	SPRTS	1000	Chicago	0.9	4.3	124	3446	Country	0 (0)	531 (2)	531 (2)	5.2 %	4.3 %
WNIZ-F	CL	96.9	Zion	0.0	0.2	5	192	Full Service	713 (1)	0 (0)	713 (1)	7.0 %	7.5 %
WNTD	SP-NT	950	Chicago	0.5	1.2	62	846	Hispanic	198 (3)	618 (3)	816 (6)	8.0 %	6.7 %
WRZA-F	SP-R	99.9	Kankakee	0.5	1.1	52	829	Jazz	0 (0)	411 (1)	411 (1)	4.0 %	5.0 %
WXLC-F	AC/CHR	102.3	Waukegan	0.4	1.7	42	1225	News/Talk	1102 (3)	224 (1)	1326 (4)	13.0 %	14.0 %
WYBA-F	B/G	106.3	Lansing	0.8	2.0	98	1410	Oldies	0 (0)	471 (3)	471 (3)	4.6 %	3.2 %
WYCA-F	REL	92.3	Hammond	0.5	1.1	54	857	Others/Unknown	0 (0)	0 (0)	0 (0)	0.0 %	0.0 %
WZSR-F	AC	105.5	Woodstock	0.3	0.9	40	699	Religion/Gospel	144 (1)	150 (2)	294 (3)	2.9 %	2.4 %
								Soft AC	0 (0)	343 (1)	343 (1)	3.4 %	4.4 %
								Sports	237 (2)	0 (0)	237 (2)	2.3 %	1.8 %
								Standards/EZ	193 (1)	0 (0)	193 (1)	1.9 %	2.4 %
								Totals	2717 (12)	7508 (32)	10225 (44)		

Consolidation Report	12+	25-54	Revenue
ABC WDDZ-AM, WLS-AM, WMVP-AM, WRDZ-AM, WXCD-FM	7.0 %	7.1 %	7.1 %
Big City WDEK-FM, WKIE-FM, WXXY-FM, WYXX-FM	2.5 %	2.4 %	0.5 %
Bonneville WLUP-FM, WNND-FM, WTMX-FM	8.8 %	11.4 %	9.4 %
CBS/Infinity WBBM-AM, WBBM-FM, WCKG-FM, WJMK-FM, WMAQ-AM, WSCR-AM, WUSN-FM, WXRT-FM	24.4 %	24.5 %	36.3 %
Clear Channel WGCI-AM, WGCI-FM, WLIT-FM, WNUA-FM, WUBT-FM, WVAZ-FM	20.5 %	23.3 %	24.9 %
Entravision, pend. WHDZ-AM, WRZA-FM, WZCH-FM	0.5 %	0.6 %	%
Hispanic WIND-AM, WLXX-AM, WOJO-FM	3.1 %	3.7 %	3.8 %
	66.7 %	73.0 %	82.0 %

AM Stations

Station	Power	Time	Format	Revenue	Advertiser	Agency	City
WAIT	850	2.5 kw (DA-D)	Standards	Westwd \$65.00	--	NextMedia, pend.	Crystal Lake
WBBM	780	50 kw	News	CBS \$250.00	CBS	CBS/Infinity	Chicago
WGCI	1390	5 kw (DA-2)	Black Gospel	AURN, AMFM \$ NA	Christal	Clear Channel	Chicago
WGN	720	50 kw	Full Service/Talk	ABC \$400.00	Eastman	Tribune	Chicago
WLS	890	50 kw	Talk	ABC \$130.00	ABC	ABC	Chicago
WMAQ	670	50 kw	News/Talk/Sports	CNN, Westwd \$230.00	Group W	CBS/Infinity	Chicago
WSCR	1160	50 kw/5 kw (DA-2)	Sports	CBS, Westwd \$125.00	CBS	CBS/Infinity	Chicago
WVON	1450	1 kw (Share time)	Black Talk	Westwd \$ NA	Roslin		Cicero

CHICAGO

FM Stations

Station	Freq	Power	Format	Source	Revenue	Network	City
WBBM	96.3	4.2 kw @ 1555	Dance CHR	CBS	\$225.00	CBS	Chicago
WCKG	105.9	4.1 kw @ 1581	Talk	Source	\$188.00	CBS	Elmwood Park
WDEK	92.5	20 kw @ 495	Simul. WKIE-F				De Kalb
WFMT	98.7	15.5 kw @ 1174	Classical		\$110.00	---	Chicago
WGCI	107.5	33 kw @ 603	Black		\$350.00	Mc-Guild	Chicago
WJMK	104.3	4.1 kw @ 1568	Oldies	Westwd	\$325.00	Infinity	Chicago
WKIE	92.7	3 kw @ 300	CHR		\$ NA	Allied	Arlington Heights
WKQX	101.1	8.3 kw @ 1174	AOR-New Rock		\$230.00	D&R	Chicago
WLEY	107.9	21 kw @ 761	Hispanic		\$ NA	Caballero	Aurora
WLIT	93.9	4 kw @ 1581	Soft AC	AMFM	\$325.00	Christal	Chicago
WLUP	97.9	6 kw @ 1174	Classic AOR		\$340.00	Sentry	Chicago
WNIB	97.1	8.4 kw @ 1190	Classical		\$125.00	Mc-Guild	Chicago
WNND	100.3	8.3 kw @ 1174	AC		\$178.00	Sentry	Chicago
WNUA	95.5	8.3 kw @ 1174	Jazz	AMFM	\$255.00	Katz	Chicago
WQJO	105.1	8.3 kw @ 1174	Hispanic Contemp.		\$175.00	Katz Hisp.	Evanston
WTMX	101.9	4.2 kw @ 1558	Modern AC		\$190.00	Sentry	Skokie
WUBT	103.5	4.1 kw @ 1575	Black Oldies		\$ NA	Eastman	Chicago
WUSN	99.5	8.3 kw @ 1174	Country	Westwd	\$340.00	CBS	Chicago
WVAZ	102.7	6 kw @ 1174	Black AC	UPI, ABC	\$280.00	Eastman	Oak Park
WXCD	94.7	4.4 kw @ 1529	Classic AOR	ABC	\$150.00	ABC	Chicago
WXRT	93.1	6.7 kw @ 1308	Progressive AOR		\$270.00	CBS	Chicago
WXXY	103.1	6 kw @ 328	80's Hits		\$ NA	Allied	Highland Park
WYXX	103.1	6 kw @ 328	Simul. WXXY-F				Morris

Notes: 4/00 WNDZ (750; Portage, IN), WRZA-F (99.9; Kankakee) and WZCH-F (103.9; Dundee) sold by Z-Spanish to Entravision as part of a \$475,000,000 group transaction ... 6/00 WYAA-F (102.3; Crete) changed from Religion to Black as WVJM-F ("102 Jamz") ... 7/00 WKRS (1220; Waukegan) and WXLG-F (102.3; Waukegan) sold by Buzil & Devine to NextMedia (price NA) (Star) ... 7/00 WAIT, WIIL-F, WJOL (1340; Joliet), WJTW-FM (93.5; Joliet), WLIP (1050; Kenosha, WI), WLLI-F and WZSR-F sold by Pride (Jim Hooker) to NextMedia for \$56,950,000 (MVP) ... 8/00 The WSCR calls and Sports format moved from 1160 to 670 (ex-WMAQ); the 1160 changed to simulcasting WXRT-F as WXRT

FORMAT CODES

AC	- Adult Contemporary	J	- Jazz and New Adult Contemporary
AC-NR	- Modern AC	KIDS	- Children's
AOR	- Album Oriented Rock	N	- News
AOR-NR	- New Rock	O	- Oldies (50's & 60's)
AOR-P	- Progressive AOR	REL	- Religion, Christian
B	- Black (audience 75%+ Black)	REL-CC	- Contemporary Christian
B/AC	- Black Adult Contemporary	SAC	- Soft Adult Contemporary
B/G	- Black Gospel	SP	- Hispanic/Spanish
B/O	- Black Oldies	SP-C	- Hispanic Contemporary
BIZ	- Business News & Talk	SP-NT	- Hispanic News/Talk/Information
C	- Country	SP-R	- Hispanic-Regional
C/O	- Classic Country	SP-TP	- Hispanic-Tropical
CHR	- Contemporary Hit Radio, Top 40	SP-VA	- Hispanic Variety
CL	- Classical	SP-TJ	- Tejano
CL AOR	- Classic AOR, Classic Rock	SPRTS	- Sports
CL HITS	- Classic Hits/70's Oldies	ST	- Standards, Big Band, Nostalgia
E	- Ethnic (usually Foreign Lang.)	T	- Talk
EZ	- Easy Listening, Beautiful Music	U	- Urban (majority of audience is non-white)
FS	- Full Service	VA	- Variety
G	- Gospel	?	- Others or Unknown

REVENUE LEVEL CODES

A - Less than \$500,000	E - \$3,000,000 to \$3,999,999	I - \$10,000,000 to \$14,999,999
B - \$500,000 to \$999,999	F - \$4,000,000 to \$4,999,999	J - \$15,000,000 to \$19,999,999
C - \$1,000,000 to \$1,999,999	G - \$5,000,000 to \$6,999,999	K - \$20,000,000 to \$29,999,999
D - \$2,000,000 to \$2,999,999	H - \$7,000,000 to \$9,999,999	L - \$30,000,000+

CINCINNATI

Arbitron Rank: 26 **Pop (12+):** 1,608,000
MSA Rank: 31
MSA Pop: 1,960,000
DMA: 32
Average Persons Rating: 15.3
Market TSL in Hours: 20.25

Stations: 29 / 22
Diaries: 2,872 / 560:1 / 54.7%
Sample Target: 2,860
% Below Line: 5.5
% Not Listed: 14.9
Pop per Station: 73,091

Last Year's Revenue: \$122,900,000
Household Income: \$49,321
Total Retail Sales: \$20.6 Bil.
#1 Biller: WLW \$21,500,000
#1 Billing Portfolio: Clear Channel \$61,360,000

12+ Metro	Format	Spring 00 1/4 Share	Win 00	Fall 99	Sum 99	Spg 99	4-Book Avg.	12+ Metro Cume / Rtg.	Fall 99	Spg 99	12+ TSA AQH / Cume	Revenue Level
1	WLW	232 / 9.4	8.4	8.5	9.9	9.2	9.1	3739 / 23.3	21.0	21.0	267 / 4354	K WLW
2	WEBN-F	197 / 8.0	8.2	9.0	8.0	8.3	8.3	2961 / 18.4	18.1	19.7	216 / 3269	I WEBN-F
2	WUBE-F	197 / 8.0	7.7	7.5	7.5	8.3	7.7	2710 / 16.9	17.7	16.9	216 / 3097	J WUBE-F
4	WRRM-F	161 / 6.6	7.5	5.5	5.6	6.3	6.3	2291 / 14.2	13.6	14.8	169 / 2476	H WRRM-F
5	WIZF-F	130 / 5.3	5.4	5.7	5.2	5.3	5.4	1598 / 9.9	11.3	11.2	130 / 1607	G WIZF-F
6	WKFS-F	127 / 5.2	5.5	5.0	5.0	4.7	5.2	2801 / 17.4	17.7	16.6	131 / 2966	D WKFS-F
7	WMOJ-F	126 / 5.1	5.8	6.2	5.5	3.8	5.7	2102 / 13.1	14.4	9.9	130 / 2226	E WMOJ-F
8	WGRR-F	124 / 5.0	5.6	5.2	6.1	6.1	5.5	2038 / 12.7	13.8	14.7	139 / 2281	I WGRR-F
9	WOFX-F	112 / 4.6	4.4	4.0	4.1	4.7	4.3	2342 / 14.6	13.7	14.8	122 / 2582	H WOFX-F
10	WKRO-F	98 / 4.0	4.3	4.7	5.3	5.3	4.6	2868 / 17.8	19.7	20.7	117 / 3305	I WKRO-F
11	WVMX-F	91 / 3.7	3.9	3.6	4.1	4.9	3.8	1859 / 11.6	10.8	13.6	93 / 1932	H WVMX-F
12	WKRC	81 / 3.3	3.9	4.1	5.0	5.0	4.1	1429 / 8.9	9.8	11.7	86 / 1505	G WKRC
13	WSAI	77 / 3.1	3.0	3.0	2.8	3.2	3.0	936 / 5.8	5.5	6.5	80 / 969	D WSAI
14	WYGY-F	52 / 2.1	2.3	3.8	1.9	2.0	2.5	1377 / 8.6	10.1	8.0	57 / 1582	D WYGY-F
15	WHKO-F	41 / 1.7	0.9	1.4	1.3	0.9	1.3	696 / 4.3	5.2	4.6	71 / 1146	H WHKO-F
16	WCIN	40 / 1.6	1.4	0.9	1.2	1.1	1.3	383 / 2.4	2.4	2.2	40 / 383	B WCIN
17	WAQZ-F	33 / 1.3	0.9	0.5	0.6	1.0	0.8	864 / 5.4	3.0	3.6	33 / 890	A WAQZ-F

12+ FM Share (Metro): 76.47% (1599 of 2091) (Spring 99: 74.93%)

Teens	18-34	18-49	25-49	25-54	35+	12+ AMD	12+ Mid	12+ PMD	12+ Eve	12+ Wknd
1 WKFS-F >>	1 WEBN-F >	1 WEBN-F	1 WEBN-F	1 WEBN-F <	1 WLW >	1 WEBN-F <	1 WUBE-F <	1 WEBN-F <	1 WLW >	1 WLW
2 WIZF-F	2 WIZF-F <	2 WUBE-F	2 WUBE-F	2 WUBE-F	2 WUBE-F <	2 WUBE-F <	2 WLW <	2 WUBE-F <	2 WIZF-F	2 WUBE-F <
3 WKRO-F <	3 WKFS-F <	3 WIZF-F <	3 WLW <	3 WLW	3 WRRM-F	3 WLW	3 WRRM-F <	3 WLW	3 WEBN-F <	3 WEBN-F
4 WEBN-F >>>	4 WUBE-F	4 WOFX-F <	4 WOFX-F <	3 WRRM-F	4 WGRR-F	4 WOFX-F	4 WEBN-F	4 WRRM-F	4 WKFS-F	4 WKFS-F <
5 WVMX-F <	5 WLW <	5 WRRM-F <	5 WRRM-F <	5 WMOJ-F <	5 WMOJ-F	4 WRRM-F	5 WIZF-F <	5 WIZF-F <	5 WUBE-F <	5 WIZF-F <
6 WKRO-F	6 WRRM-F <	6 WMOJ-F <	6 WOFX-F <	6 WKRC <	6 WKRC <	6 WKRC	6 WMOJ-F	6 WRRM-F	6 WRRM-F	6 WGRR-F <
7 WOFX-F	7 WMOJ-F <	7 WVMX-F	7 WGRR-F	7 WSAI <	7 WMOJ-F <	6 WKRC	6 WKFS-F	7 WKRO-F <	7 WMOJ-F	7 WMOJ-F
8 WLW <	8 WVMX-F <	8 WKRO-F	8 WVMX-F	8 WOFX-F	8 WKFS-F <	8 WVMX-F	8 WRRM-F <	8 WMOJ-F	7 WRRM-F	7 WRRM-F
9 WMOJ-F	9 WKFS-F <	8 WIZF-F <	9 WIZF-F <	9 WEBN-F >	9 WEBN-F	9 WVMX-F	9 WOFX-F <	9 WOFX-F	9 WOFX-F	9 WKRO-F <
	10 WKRO-F	10 WGRR-F	10 WKRO-F >			9 WIZF-F <	10 WKFS-F <	10 WKRO-F <	10 WGRR-F	10 WOFX-F

Wom 18-24	Wom 18-34	Wom 25-34	Wom 18-49	Wom 25-54	Men 18-24	Men 18-34	Men 25-34	Men 18-49	Men 25-54	12+ Ovrnite
1 WIZF-F <	1 WKFS-F	1 WVMX-F	1 WRRM-F <	1 WRRM-F	1 WEBN-F >>>	1 WEBN-F >>>	1 WEBN-F >>>	1 WEBN-F >	1 WEBN-F	1 WLW >
2 WKFS-F >>	2 WIZF-F	2 WEBN-F	2 WUBE-F	2 WUBE-F	2 WIZF-F	2 WUBE-F <	2 WUBE-F	2 WLW <	2 WLW	2 WIZF-F
3 WKRO-F	3 WKRO-F <	2 WKRO-F	3 WKFS-F <	3 WMOJ-F <	3 WKFS-F >	3 WIZF-F	3 WLW <	3 WOFX-F	3 WOFX-F <	3 WEBN-F
4 WEBN-F	4 WVMX-F <	2 WUBE-F <	4 WIZF-F <	4 WVMX-F	4 WOFX-F	4 WOFX-F <	4 WOFX-F <	4 WUBE-F	4 WUBE-F >	4 WKFS-F <
4 WUBE-F	5 WEBN-F	5 WKFS-F <	5 WVMX-F <	5 WGRR-F <	5 WKRO-F	5 WLW	5 WVMX-F	5 WIZF-F	5 WGRR-F <	5 WUBE-F
6 WRRM-F	5 WUBE-F	6 WRRM-F	6 WKRO-F <	6 WKRO-F	6 WLW	6 WKFS-F <	6 WIZF-F	6 WMOJ-F	6 WMOJ-F	6 WKRC
7 WVMX-F	7 WRRM-F >	7 WIZF-F	7 WMOJ-F	7 WEBN-F	6 WAQZ-F	7 WVMX-F	7 WMOJ-F >	7 WGRR-F	7 WIZF-F <	
	8 WMOJ-F	8 WMOJ-F	8 WEBN-F >	7 WIZF-F <	6 WUBE-F >	8 WKRO-F	8 WKRO-F	8 WVMX-F <	8 WVMX-F	
		9 WGRR-F <	9 WGRR-F <	9 WKFS-F		8 WMOJ-F		9 WKRO-F <	8 WRRM-F	
				10 WLW <				10 WKFS-F	10 WYGY-F	

Other Rated Stations				Metro Share	Cume Rating	TSA AQH Cume	Other Rated Stations--Outside Market				Metro Share	Cume Rating	TSA AQH Cume
WBOB	SPRTS	1160	Florence, KY	0.6	2.0	15 331	WFCJ-F	REL	93.7	Miamisburg, OH	0.6	1.6	20 394
WCKY	SPRTS	1360	Cincinnati	0.8	2.6	20 436	WGTZ-F	CHR	92.9	Eaton, OH	0.8	3.2	35 941
WCVG	B/G	1320	Covington, KY	0.5	0.8	12 135	WMMX-F	AC/CHR	107.7	Dayton, OH	0.7	1.9	26 426
WTLT-F	REL-CC	1043	Harrison, OH	0.6	2.1	15 350	WPFB	ST	910	Middletown, OH	0.5	0.8	12 139
WOXY-F	AOR-NR	977	Oxford, OH	0.6	1.2	16 237	WPFB-F	C	105.9	Middletown, OH	0.7	2.8	20 533
WUBE	SPRTS	1230	Cincinnati	0.1	0.8	3 124	WTUE-F	AOR	104.7	Dayton, OH	0.6	2.7	35 760

CINCINNATI

Consolidation Report	12+	25-54	Revenue	Format Performance	AM	FM	Total	%	Yr. Ago
CBS/Infinity, pend. WAQZ-FM, WGRR-FM, WKRQ-FM, WUBE-FM	18.3 %	20.6 %	30.9 %	AC	0 (0)	108 (2)	108 (2)	5.2 %	6.2 %
Clear Channel WCKY-AM, WEBN-FM, WKFS-FM, WKRC-AM, WLW-AM, WOFX-FM, WSAI-AM, WVMX-FM	38.1 %	35.6 %	50.2 %	AOR/Classic/NR	0 (0)	371 (5)	371 (5)	17.7 %	15.5 %
Salem, pend. WBOB-AM, WTSJ-AM, WYGY-FM	2.7 %	3.6 %	3.4 %	Black/Urban	40 (1)	256 (2)	296 (3)	14.2 %	11.9 %
Susquehanna WMOJ-FM, WRRM-FM	11.7 %	13.8 %	10.0 %	CHR	0 (0)	245 (3)	245 (3)	11.7 %	12.0 %
				Classical	0 (0)	0 (0)	0 (0)	0.0 %	0.0 %
				Country	0 (0)	306 (4)	306 (4)	14.6 %	13.1 %
				Full Service	232 (1)	0 (0)	232 (1)	11.1 %	10.4 %
				Hispanic	0 (0)	0 (0)	0 (0)	0.0 %	0.0 %
				Jazz	0 (0)	0 (0)	0 (0)	0.0 %	0.0 %
				News/Talk	81 (1)	0 (0)	81 (1)	3.9 %	6.0 %
				Oldies	0 (0)	124 (1)	124 (1)	5.9 %	8.0 %
				Others/Unknown	0 (0)	0 (0)	0 (0)	0.0 %	0.0 %
				Religion/Gospel	12 (1)	28 (2)	40 (3)	1.9 %	3.7 %
				Soft AC	0 (0)	161 (1)	161 (1)	7.7 %	7.5 %
				Sports	38 (3)	0 (0)	38 (3)	1.8 %	2.1 %
				Standards/EZ	89 (2)	0 (0)	89 (2)	4.3 %	3.7 %
				Totals	492 (9)	1599 (20)	2091 (29)		

AM Stations

Station	Freq	Power	Format	Company	Advertiser	Agency	Market
WCIN	1480	1.3 kw/0.25 kw (DA-2)	Black	Westwd	<\$20.00	---	Cincinnati
WKRC	550	5 kw/1 kw (DA-2)	Talk	Westwd, CBS	\$103.00	Eastman	Cincinnati
WLW	700	50 kw	Full Service/Talk	ABC, AP	\$260.00	Eastman	Cincinnati
WSAI	1530	50 kw (DA-N)	Standards	CBS, Westwd, ABC	\$55.00	Eastman	Cincinnati

FM Stations

Station	Freq	Power	Format	Company	Advertiser	Agency	Market
WAQZ	97.3	5 kw @ 358	Classic Hits	Westwd	\$ NA	Katz	Lebanon, OH
WEBN	102.7	16 kw @ 866	AOR		\$169.00	Eastman	Cincinnati
WGRR	103.5	10 kw @ 1037	Oldies		\$130.00	Katz	Hamilton
WIZF	100.9	1.25 kw @ 508	Black	AURN	\$78.00	D&R	Erlanger, KY
WKFS	107.1	2.8 kw @ 874	CHR		\$35.00	Eastman	Milford, OH
WKRQ	101.9	16.2 kw @ 874	CHR	ABC	\$150.00	Katz	Cincinnati
WMOJ	94.9	10.5 kw @ 1056	Black Oldies		\$ NA	Mc-Guild	Fairfield, OH
WOFX	92.5	16 kw @ 866	Classic AOR		\$80.00	Eastman	Cincinnati
WRRM	98.5	18 kw @ 808	Soft AC		\$109.00	Mc-Guild	Cincinnati
WUBE	105.1	14.5 kw @ 920	Country		\$180.00	Christal	Cincinnati
WVMX	94.1	10 kw @ 866	AC/CHR	ABC	\$88.00	Eastman	Cincinnati
WYGY	96.5	19.5 kw @ 810	Country		\$74.00	Christal	Hamilton, OH

Notes: WHKO-F - See Dayton . . . 4/00 WYLY-F (97.3; Lebanon) changed from Classic Hits to New Rock as WAQZ-F ("Z@97.3") . . . 8/00 WUBE (1230) changed from Sports to Black Talk & Black Oldies as WDBZ ("The Buzz")

CLEVELAND

Arbitron Rank: 24 **Pop (12+):** 1,760,300
MSA Rank: 23
MSA Pop: 2,220,000
DMA: 14
Average Persons Rating: 16.0
Market TSL in Hours: 21.50

Stations: 27 / 20
Diaries: 2,967 / 593:1 / 54.7%
Sample Target: 3,080
% Below Line: 3.4
% Not Listed: 12.2
Pop per Station: 88,015

Last Year's Revenue: \$107,700,000
Household Income: \$44,557
Total Retail Sales: \$20.6 Bil.
#1 Biller: WMJI-F \$18,000,000
#1 Billing Portfolio: Clear Channel \$52,725,000

12+ Metro	Format	Spring 00 1/4 Share	Win 00	Fall 99	Sum 99	Spg 99	4-Book Avg.	12+ Metro Cume / Rtg.	Fall 99	Spg 99	12+ TSA AQH / Cume	Revenue Level		
1	WTAM	N/T	244 / 8.6	6.5	6.6	11.1	8.8	8.2	3916 / 22.2	19.9	26.0	316 / 5283	H	WTAM
2	WGAR-F	C	205 / 7.3	8.3	7.5	6.7	8.7	7.4	2573 / 14.6	15.6	16.2	253 / 3399	H	WGAR-F
3	WMJI-F	O	203 / 7.2	6.8	7.6	7.3	8.5	7.2	3118 / 17.7	21.6	20.4	279 / 4498	J	WMJI-F
4	WENZ-F	B	170 / 6.0	5.9	4.5	4.3	3.1	5.2	2627 / 14.9	13.2	11.1	212 / 3536	D	WENZ-F
5	WDOK-F	SAC	169 / 6.0	6.8	6.4	5.5	6.2	6.2	2833 / 16.1	16.7	17.2	225 / 3730	I	WDOK-F
6	WNWV-F	J	157 / 5.6	5.3	5.0	3.9	4.6	4.9	2064 / 11.7	11.8	10.8	203 / 2805	E	WNWV-F
7	WMMS-F	AOR	150 / 5.3	5.0	5.6	4.8	4.5	5.2	2624 / 14.9	14.1	15.7	211 / 3868	H	WMMS-F
8	WRMR	ST	141 / 5.0	6.0	6.1	5.5	5.5	5.6	1563 / 8.9	9.6	9.5	169 / 1957	D	WRMR
9	WNCX-F	T/CL AOR	133 / 4.7	4.3	5.3	5.5	4.9	5.0	2604 / 14.8	15.9	17.5	204 / 3896	H	WNCX-F
9	WMVX-F	AC/CHR	133 / 4.7	3.8	4.5	4.8	4.4	4.5	2590 / 14.7	14.1	16.2	171 / 3491	H	WMVX-F
11	WZAK-F	B	127 / 4.5	5.5	6.2	5.7	6.7	5.5	2109 / 12.0	13.7	13.8	169 / 2947	I	WZAK-F
12	WOAL-F	AC/CHR	116 / 4.1	5.2	4.8	4.9	4.7	4.8	2986 / 17.0	17.4	18.2	157 / 4124	H	WOAL-F
13	WZJM-F	B/O	111 / 3.9	3.5	4.4	4.8	5.0	4.2	1859 / 10.6	12.4	17.2	121 / 2106	F	WZJM-F
14	WAKS-F	CHR	89 / 3.2	2.8	2.2	2.5	1.1	2.7	1846 / 10.5	9.3	3.5	98 / 2076	B	WAKS-F
15	WCLV-F	CL	83 / 2.9	3.7	2.7	2.4	2.4	2.9	1254 / 7.1	7.5	6.7	97 / 1567	D	WCLV-F
16	WKNR	SPRTS	64 / 2.3	2.6	2.6	2.2	1.9	2.4	1171 / 6.7	8.5	7.2	87 / 1659	C	WKNR
17	WJMO	B/G	47 / 1.7	1.8	1.5	1.4	2.2	1.6	557 / 3.2	3.7	4.4	47 / 557	B	WJMO

12+ FM Share (Metro): 78.11% (1934 of 2476) (Spring 99: 74.93%)

Teens	18-34	18-49	25-49	25-54	35+	12+ AMD	12+ Mid	12+ PMD	12+ Eve	12+ Wknd
1 WENZ-F >	1 WMMS-F	1 WMMS-F <	1 WMVX-F <	1 WMJI-F <	1 WTAM	1 WMJI-F	1 WGAR-F	1 WTAM <	1 WTAM >	1 WTAM
2 WAKS-F >	2 WENZ-F	2 WNCX-F <	2 WNCX-F <	2 WGAR-F <	2 WMJI-F	2 WNCX-F <	2 WTAM <	2 WENZ-F <	2 WENZ-F >	2 WGAR-F
3 WZAK-F >	3 WMVX-F	3 WGAR-F <	3 WGAR-F <	3 WMVX-F <	3 WRMR <	3 WGAR-F	3 WMJI-F	3 WGAR-F <	3 WZAK-F	3 WENZ-F
4 WMMS-F >	3 WGAR-F	3 WMVX-F <	4 WMMS-F <	4 WNCX-F <	4 WGAR-F <	4 WMVX-F <	3 WDOK-F	4 WMMS-F	4 WDOK-F <	3 WMJI-F
	5 WZAK-F <	5 WENZ-F <	5 WMJI-F <	5 WTAM <	5 WNWV-F <	5 WZAK-F <	5 WNWV-F <	4 WNWV-F <	5 WNWV-F <	5 WNWV-F <
	6 WNCX-F	6 WMJI-F	6 WTAM	6 WMMS-F	6 WDOK-F >	6 WDOK-F <	6 WMVX-F	6 WMJI-F <	6 WAKS-F <	6 WDOK-F <
	7 WOAL-F >	7 WZAK-F	7 WDOK-F	6 WDOK-F <	7 WZJM-F <	7 WTAM	6 WMMS-F	7 WDOK-F <	7 WGAR-F	7 WRMR <
		7 WTAM	7 WNWV-F	6 WNWV-F	8 WCLV-F <	8 WRMR <	6 WRMR	8 WRMR <	7 WMMS-F	8 WMMS-F
		7 WOAL-F <	7 WOAL-F <	9 WZJM-F <	9 WNCX-F	9 WENZ-F	9 WZJM-F <	9 WOAL-F <	9 WMJI-F	8 WZAK-F
		10 WDOK-F <	10 WZAK-F <	10 WOAL-F <	10 WMVX-F	9 WMMS-F <	10 WENZ-F <	10 WMVX-F		10 WOAL-F
								10 WNCX-F <		

Wom 18-24	Wom 18-34	Wom 25-34	Wom 18-49	Wom 25-54	Men 18-24	Men 18-34	Men 25-34	Men 18-49	Men 25-54	12+ Ovrmt
1 WENZ-F >>	1 WENZ-F	1 WMVX-F	1 WGAR-F <	1 WDOK-F	1 WMMS-F >	1 WMMS-F >	1 WMMS-F >	1 WMMS-F	1 WNCX-F	1 WENZ-F
2 WAKS-F	2 WGAR-F	2 WGAR-F	2 WOAL-F <	2 WMVX-F <	2 WENZ-F >	2 WNCX-F <	2 WNCX-F <	2 WNCX-F	1 WTAM <	2 WTAM
2 WGAR-F	3 WOAL-F	3 WOAL-F	3 WMVX-F <	3 WGAR-F <	3 WNCX-F	3 WENZ-F	3 WMVX-F	3 WTAM	3 WMMS-F	3 WGAR-F
4 WOAL-F >	4 WMVX-F	3 WZAK-F	4 WDOK-F	4 WOAL-F <	3 WZAK-F >	4 WMVX-F	4 WGAR-F <	4 WMJI-F <	4 WMJI-F	3 WMJI-F <
5 WZAK-F >	4 WZAK-F	5 WENZ-F	4 WENZ-F <	5 WZJM-F <	5 WMJI-F	5 WZAK-F <	5 WENZ-F	5 WMVX-F <	5 WGAR-F	5 WDOK-F
6 WDOK-F	6 WDOK-F <	6 WDOK-F >	6 WZAK-F <	6 WMJI-F	6 WAKS-F	6 WGAR-F	6 WTAM	6 WGAR-F <	6 WMVX-F <	6 WNWV-F
	7 WAKS-F >	7 WMMS-F	7 WZJM-F	7 WZAK-F <	7 WTAM <	7 WKNR	7 WENZ-F	7 WENZ-F	7 WNWV-F	
	8 WMMS-F <	7 WNCX-F	8 WMJI-F	8 WNWV-F			8 WNWV-F	8 WKNR	8 WKNR	
		7 WZJM-F	9 WAKS-F <	9 WENZ-F				9 WDOK-F <		

Other Rated Stations				Metro Share	Cume Rating	TSA AQH Cume	Other Rated Stations--Outside Market				Metro Share	Cume Rating	TSA AQH Cume		
WABO	B/G	1540	Cleveland	0.6	1.2	17	211	WHK-AF	REL	1420	Cleveland	0.4	1.5	28	685
WELW	VA	1330	Wiltonoughby	0.3	0.8	9	149	WKDD-F	CHR/AC	95.5	Akron	0.8	4.6	110	2246
WEOL	N/T	930	Elyna	0.5	1.8	15	331	WKKY-F	C	104.7	Geneva, OH	0.4	1.3	26	352
								WONE-F	AOR	97.5	Akron	0.6	3.9	112	2386
								WQMX-F	C	94.9	Medina, OH	0.7	3.1	134	2283
								WREQ-F	AC	97.1	Ashtabula, OH	0.4	0.9	19	356

CLEVELAND

Consolidation Report	12+	25-54	Revenue	Format Performance	AM	FM	Total	%	Yr. Ago
CBS/Infinity WDOK-FM, WNCX-FM, WQAL-FM, WZJM-FM	18.7 %	24.2 %	27.3 %	AC	0 (0)	260 (3)	260 (3)	10.5 %	11.8 %
Clear Channel WAKS-FM, WGAR-FM, WMJI-FM, WMMS-FM, WMVX-FM, WTAM-AM	36.3 %	38.6 %	49.0 %	AOR/Classic/NR	0 (0)	300 (3)	300 (3)	12.1 %	12.7 %
Radio One WENZ-FM, WERE-AM, WJMO-AM, WZAK-FM	12.2 %	10.3 %	14.7 %	Black/Urban	0 (0)	408 (3)	408 (3)	16.5 %	8.7 %
Salem WCCD-AM, WHK-AF, WKNR-AM, WRMR-AM	7.7 %	3.6 %	4.0 %	CHR	0 (0)	111 (2)	111 (2)	4.5 %	0.9 %
				Classical	0 (0)	83 (1)	83 (1)	3.4 %	3.1 %
				Country	0 (0)	237 (3)	237 (3)	9.6 %	12.5 %
				Full Service	0 (0)	0 (0)	0 (0)	0.0 %	0.0 %
				Hispanic	0 (0)	0 (0)	0 (0)	0.0 %	0.0 %
				Jazz	0 (0)	157 (1)	157 (1)	6.3 %	6.0 %
				News/Talk	257 (2)	0 (0)	257 (2)	10.4 %	12.9 %
				Oldies	0 (0)	203 (1)	203 (1)	8.2 %	11.1 %
				Others/Unknown	9 (1)	0 (0)	9 (1)	0.4 %	0.0 %
				Religion/Gospel	71 (3)	6 (1)	77 (4)	3.1 %	2.5 %
				Soft AC	0 (0)	169 (1)	169 (1)	6.8 %	8.1 %
				Sports	64 (1)	0 (0)	64 (1)	2.6 %	2.5 %
				Standards/EZ	141 (1)	0 (0)	141 (1)	5.7 %	7.2 %
				Totals	542 (8)	1934 (19)	2476 (27)		

AM Stations

Station	Freq	Pwr	Format	Advertiser	Agency	Station	City
WJMO	1490	1 kw	Black Gospel	ABC	\$32.00	D&R	Radio One
WKNR	1220	50 kw (DA-1)	Sports	Westwd, ESPN	\$55.00	Katz	Salem
WRMR	850	50kw/4.7 kw (DA-2)	Standards	CNN, Jones	\$45.00	Katz	Salem
WTAM	1100	50 kw	News/Talk	ABC, AP	\$70.00	Eastman	Clear Channel

FM Stations

Station	Freq	Pwr	Format	Advertiser	Agency	Station	City
WAKS	104.9	1.3 kw @ 499	CHR	\$ NA	Eastman	Clear Channel	Lorain
WCLV	95.5	31 kw @ 620	Classical	\$65.00	Interep		Cleveland
WDOK	102.1	12 kw @ 1005	Soft AC	\$149.00	Katz	CBS/Infinity	Cleveland
WENZ	107.9	16 kw @ 892	Black	ABC	\$50.00	Allied	Radio One
WGAR	99.5	50 kw @ 500	Country	\$159.00	Christal	Clear Channel	Cleveland
WMJI	105.7	16 kw @ 1129	Oldies	Westwd	\$188.00	Mc-Guild	Clear Channel
WMMS	100.7	32 kw @ 600	AOR	\$120.00	Eastman	Clear Channel	Cleveland
WMVX	106.5	11.5 kw @ 1037	AC/CHR	AP	\$145.00	Eastman	Clear Channel
WNCX	98.5	16 kw @ 961	Talk/Classic AOR	ABC, Westwd	\$153.00	CBS	CBS/Infinity
WNWV	107.3	50 kw @ 466	Jazz	CBS	\$51.00	Mc-Guild	WEOL
WQAL	104.1	11 kw @ 1060	AC/CHR	Westwd, AMFM	\$115.00	Eastman	CBS/Infinity
WZAK	93.1	27.5 kw @ 623	Black	ABC	\$170.00	D&R	Radio One
WZJM	92.3	40 kw @ 548	Black Oldies	ABC, AMFM	\$53.00	Sentry	CBS/Infinity

Notes: 7/00 WZAK-F changed from Black to Black AC

COLORADO SPRINGS

Arbitron Rank: 94 **Pop (12+):** 405,100
MSA Rank: 104
MSA Pop: 505,000
DMA: 97 (w/Pueblo)
Average Persons Rating: 14.5
Market TSL in Hours: 19.25

Stations: 24 / 18
Diaries: 1,330/ 305:1/ 54.8%
Sample Target: 1,360
% Below Line: 11.0
% Not Listed: 15.5
Pop per Station: 22,506

Last Year's Revenue: \$21,700,000
Household Income: \$41,856
Total Retail Sales: \$5.6 Bil.
#1 Biller: KKCS-F \$3,700,000
#1 Billing Portfolio
Citadel \$9,260,000

12+ Metro	Format	Spring 00 1/4 Share	Win 00	Fall 99	Sum 99	Spg 99	4-Book Avg.	12+ Metro Cume / Rtg.	Fall 99	Spg 99	12+ TSA AQH / Cume	Revenue Level		
1	KKMG-F	CHR	66 / 11.2	12.2	13.7	11.9	11.3	12.3	1110 / 27.4	28.6	25.8	101 / 1632	E	KKMG-F
2	KKLI-F	SAC	52 / 8.9	5.1	5.3	5.0	5.2	6.1	578 / 14.3	12.4	13.2	62 / 725	C	KKLI-F
3	KILO-F	AOR	45 / 7.7	8.0	7.7	6.6	7.3	7.5	723 / 17.8	15.7	16.8	64 / 992	C	KILO-F
4	KKFM-F	AOR/CL	35 / 6.0	5.6	5.8	6.8	7.8	6.0	596 / 14.7	15.0	18.4	63 / 939	E	KKFM-F
5	KVOR	T/N	33 / 5.6	4.8	6.3	5.8	4.8	5.6	541 / 13.3	14.9	12.7	33 / 560	C	KVOR
5	KKCS-F	C	33 / 5.6	6.3	7.7	7.6	8.2	6.8	652 / 16.1	14.9	17.5	46 / 854	E	KKCS-F
7	KYZX-F	CL AOR	29 / 4.9	5.5	3.9	5.0	1.7	4.8	463 / 11.4	12.1	3.5	36 / 596	A	KYZX-F
7	KVUU-F	AC-NR	29 / 4.9	5.3	4.3	5.9	5.8	5.1	814 / 20.1	18.5	20.2	43 / 1063	C	KVUU-F
9	KCCY-F	C	27 / 4.6	4.3	5.5	5.3	5.2	4.9	608 / 15.0	12.4	13.3	67 / 1120	C	KCCY-F
10	KSPZ-F	O	22 / 3.7	4.7	5.1	4.5	5.0	4.5	495 / 12.2	13.1	13.5	31 / 674	C	KSPZ-F
11	KSKX-F	J	20 / 3.4	3.9	3.4	3.3	3.2	3.5	298 / 7.4	7.7	7.8	26 / 416	B	KSKX-F
11	KOA	T/FS	20 / 3.4	3.1	4.6	3.8	3.5	3.7	427 / 10.5	12.4	11.1	38 / 740		KOA
13	KBIQ-F	REL-CC	17 / 2.9	2.6	2.4	2.3	2.8	2.5	312 / 7.7	4.7	6.7	22 / 395	A	KBIQ-F
14	KRDO-F	AC	16 / 2.7	2.1	1.9	1.8	2.8	2.1	391 / 9.6	7.8	9.3	20 / 502	A	KRDO-F

12+ FM Share (Metro): 82.86% (411 of 496) (Spring 99: 83.20%)

Teens	18-34	18-49	25-49	25-54	35+	12+ AMD	12+ Mid	12+ PMD	12+ Eve	12+ Wknd
1 KKMG-F >>>	1 KKMG-F	1 KKMG-F	1 KKFM-F	1 KKLI-F <	1 KKLI-F	1 KKMG-F	1 KKLI-F <	1 KKMG-F	1 KKMG-F >	1 KKMG-F >
2 KILO-F >>	2 KILO-F >	2 KILO-F <	1 KKLI-F <	2 KKMG-F <	2 KVOR	2 KKLI-F	2 KKMG-F	2 KKLI-F <	2 KILO-F	2 KKLI-F
3 KBIQ-F >	3 KVUU-F <	3 KKLI-F <	3 KKMG-F	3 KKFM-F	3 KKFM-F <	3 KILO-F <	3 KVOR <	3 KILO-F	3 KKLI-F >	3 KILO-F <
4 KKLI-F	4 KKFM-F	4 KILO-F	4 KILO-F	4 KILO-F	4 KYZX-F	4 KKFM-F	4 KILO-F <	4 KKFM-F	4 KCCY-F	4 KKCS-F <
5 KCCY-F	5 KVUU-F	5 KVUU-F	4 KYZX-F	4 KYZX-F <	5 KOA <	4 KVOR	5 KKFM-F	5 KYZX-F <	5 KVOR <	5 KVUU-F
5 KKCS-F	5 KYZX-F	6 KVUU-F <	6 KKCS-F	6 KSKX-F	6 KKCS-F	6 KKCS-F	6 KKCS-F <	6 KVUU-F	6 KOA	6 KYZX-F <
	7 KKCS-F <	7 KKCS-F	7 KVUU-F <	6 KKCS-F <	7 KCCY-F <	7 KYZX-F	6 KKCS-F	6 KVUU-F	6 KVUU-F	7 KKFM-F
	8 KCCY-F >	8 KCCY-F >	8 KCCY-F	8 KSPZ-F	8 KSPZ-F <	8 KVUU-F	8 KVUU-F <	8 KCCY-F	6 KYZX-F <	8 KCCY-F
				9 KSPZ-F	9 KKMG-F	9 KSPZ-F	9 KCCY-F <	9 KSPZ-F	9 KKCS-F	9 KVOR
					10 KCCY-F	9 KYZX-F	10 KSKX-F <	10 KSKX-F <	10 KBIQ-F	

Wom 18-24	Wom 18-34	Wom 25-34	Wom 18-49	Wom 25-54	Men 18-24	Men 18-34	Men 25-34	Men 18-49	Men 25-54	12+ Ovrnite
1 KKMG-F >>>	1 KKMG-F >>	1 KKMG-F >>	1 KKMG-F	1 KKMG-F <	1 KILO-F	1 KILO-F >>	1 KILO-F >>	1 KILO-F	1 KKFM-F	1 KKMG-F
2 KVUU-F	2 KKLI-F	2 KKCS-F	2 KKLI-F >	2 KKLI-F >	2 KKMG-F >>	2 KKMG-F	2 KVUU-F	2 KKFM-F	2 KILO-F <	2 KKLI-F
3 KCCY-F	3 KKCS-F	2 KKLI-F >	3 KKCS-F	3 KKCS-F >	3 KYZX-F >	3 KVUU-F	3 KKFM-F	3 KYZX-F	3 KYZX-F	3 KILO-F <
3 KILO-F	3 KVUU-F	4 KCCY-F	4 KVUU-F <	4 KCCY-F <	4 KVUU-F	4 KKFM-F	4 KKLI-F	4 KKMG-F	4 KKLI-F <	4 KVOR
3 KKLI-F >	5 KCCY-F	4 KVUU-F	5 KCCY-F	5 KVUU-F	4 KKFM-F	5 KKLI-F	4 KKMG-F	5 KVUU-F	5 KVUU-F	5 KOA
		6 KBIQ-F	6 KRDO-F	6 KKFM-F	4 KKLI-F >>	6 KCCY-F	6 KCCY-F	6 KKLI-F	6 KKCS-F	
			6 KKFM-F	6 KSPZ-F			6 KKCS-F	7 KCCY-F	6 KSPZ-F	
			8 KILO-F	6 KBIQ-F				7 KKCS-F	6 KKMG-F	
				9 KRDO-F				9 KVOR	9 KCCY-F	
				9 KYZX-F				9 KSPZ-F	9 KOA	
									9 KVOR	

Other Rated Stations	Metro Share	Cume Rating	TSA AQH Cume				
KCMH	ST	1530	Colorado Springs	0.9	1.9	5	82
KGFT-F	REL	1007	Pueblo	1.4	3.9	11	214
KKCS	T	1450	Colorado Springs	0.9	3.0	6	134
KPRZ-F	REL	951	Fountain	0.7	2.3	4	113
KRDO	SPRIS	1240	Colorado Springs	0.9	3.3	5	137
KTWK	ST	1300	Colorado Springs	1.5	3.8	10	171

Other Rated Stations--Outside Market	Metro Share	Cume Rating	TSA AQH Cume				
KHOW	T	630	Denver	0.9	3.2	12	210
KJMN-F	SP-C	92.1	Castle Rock	0.7	1.1	4	44
KOKS-F	CHR	107.5	Lakewood	0.7	3.1	8	159
KTLL	T/SPRIS	760	Thornton	0.5	0.9	3	43

COLORADO SPRINGS

Consolidation Report	12+	25-54	Revenue	Format Performance	AM	FM	Total	%	Yr. Ago
Bahaket KILO-FM, KYZX-FM	12.6 %	13.4 %	9.9 %	AC	0 (0)	45 (2)	45 (2)	9.1 %	7.2 %
Citadel KKFM-FM, KKMG-FM, KSPZ-FM, KTWK-AM, KVOR-AM	28.0 %	25.7 %	42.7 %	AOR/Classic/NR	0 (0)	109 (3)	109 (3)	22.0 %	20.5 %
Clear Channel KKLI-FM, KMOM-FM, KVUU-FM	13.8 %	15.0 %	13.8 %	Black/Urban	0 (0)	0 (0)	0 (0)	0.0 %	0.0 %
Local KCBR-AM, KCMN-AM	0.9 %	0.3 %	1.1 %	CHR	0 (0)	70 (2)	70 (2)	14.1 %	17.9 %
Salem KBIQ-FM, KGFT-FM	4.3 %	4.8 %	1.4 %	Classical	0 (0)	0 (0)	0 (0)	0.0 %	0.0 %
	59.5 %	59.2 %	68.9 %	Country	0 (0)	60 (2)	60 (2)	12.1 %	15.5 %
				Full Service	20 (1)	0 (0)	20 (1)	4.0 %	5.4 %
				Hispanic	0 (0)	4 (1)	4 (1)	0.8 %	0.0 %
				Jazz	0 (0)	20 (1)	20 (1)	4.0 %	4.0 %
				News/Talk	46 (4)	0 (0)	46 (4)	9.3 %	7.4 %
				Oldies	0 (0)	22 (1)	22 (1)	4.4 %	6.6 %
				Others/Unknown	0 (0)	0 (0)	0 (0)	0.0 %	0.0 %
				Religion/Gospel	0 (0)	29 (3)	29 (3)	5.8 %	5.2 %
				Soft AC	0 (0)	52 (1)	52 (1)	10.5 %	6.2 %
				Sports	5 (1)	0 (0)	5 (1)	1.0 %	1.0 %
				Standards/EZ	14 (2)	0 (0)	14 (2)	2.8 %	2.8 %
				Totals	85 (8)	411 (16)	496 (24)		

AM Stations

KTWK	1300	5 kw/1 kw	Standards	\$ NA	Katz	Citadel	Colorado Springs
------	------	-----------	-----------	-------	------	---------	------------------

FM Stations

KBIQ	102.7	100 kw @ 2000	Contemp Christian	\$ < 20.00	Salem	Salem	Manitou Springs
KCCY	96.9	72 kw @ 2280	Country	\$ NA	Chnstal	McCoy	Pueblo
KILO	94.3	83 kw @ 2110	AOR	\$32.00	Eastman	Bahaket	Colorado Springs
KKCS	101.9	72 kw @ 2280	Country	\$75.00	Katz	KKCS	Colorado Springs
KKFM	98.1	71 kw @ 2290	AOR/Classic AOR	\$56.00	Mc-Guild	Citadel	Colorado Springs
KKLI	106.3	1.6 kw @ 2224	Soft AC	AMFM \$30.00	Katz	Clear Channel	Widfield
KKMG	98.9	70 kw @ 2300	CHR	\$40.00	Mc-Guild	Citadel	Pueblo
KRDO	95.1	96 kw @ 2010	AC	ABC \$21.00	D&R		Colorado Springs
KSXK	105.5	0.4 kw @ 2228	Jazz	\$ NA	D&R		Security
KSPZ	92.9	72 kw @ 2130	Oldies	Westwd \$38.00	Katz	Citadel	Colorado Springs
KVUU	99.9	68 kw @ 2000	Modern AC	\$30.00	Katz	Clear Channel	Pueblo
KYZX	103.9	1.75 kw @ 2158	Classic AOR	\$ NA	Eastman	Bahaket	Pueblo West

Notes: Other ranked stations – See Denver . . . 3/00 KTWK and KVOR swapped facilities: KTWK moved from 740 to 1300; KVOR, from 1300 to 740 . . . 5/00 KPRZ-F (96.1; Fountain) changed from Religion to Classic AOR as KMOM-F ("Mother") . . . 5/00 KVUU-F changed from Hot AC to Modern AC (AC-NR)

COLUMBIA, SC

Arbitron Rank: 89 **Pop (12+):** 436,600
MSA Rank: 102
MSA Pop: 524,000
DMA: 84
Average Persons Rating: 14.4
Market TSL in Hours: 19.00

Stations: 19 / 19
Diaries: 1,425/ 306:1/ 52.8%
Sample Target: 1,450
% Below Line: 0.0
% Not Listed: 14.7
Pop per Station: 22,979

Last Year's Revenue: \$27,100,000
Household Income: \$45,024
Total Retail Sales: \$5.1 Bil.
#1 Biller: WWDM-F \$5,350,000
#1 Billing Portfolio
 Clear Channel \$10,480,000

12+ Metro	Format	Spring 00 1/4 Share	Win 00	Fall 99	Sum 99	Spg 99	4-Book Avg.	12+ Metro Cume / Rtg.	Fall 99	Spg 99	12+ TSA AQH / Cume	Revenue Level		
1	WCOS-F	C	68 / 10.9	8.4	10.8	10.4	9.5	10.1	858 / 19.7	19.4	18.3	116 / 1516	E	WCOS-F
2	WNOK-F	CHR	56 / 8.9	7.5	9.5	9.7	9.9	8.9	976 / 22.3	22.9	22.3	78 / 1499	E	WNOK-F
3	WHXT-F	B	47 / 7.5	7.5	7.0	7.3		7.3	669 / 15.3	13.3		83 / 1138	A	WHXT-F
4	WMFX-F	CL AOR	44 / 7.0	6.8	5.4	6.2	6.8	6.4	735 / 16.8	14.2	14.6	53 / 837	D	WMFX-F
5	WWDM-F	B	42 / 6.7	7.6	6.4	8.3	10.9	7.3	711 / 16.3	15.6	23.6	81 / 1415	G	WWDM-F
6	WOMG-F	O	36 / 5.7	5.8	5.4	5.2	5.2	5.5	533 / 12.2	13.1	12.0	46 / 642	C	WOMG-F
7	WVOC	N/T	35 / 5.6	5.1	5.7	5.2	5.0	5.4	543 / 12.4	15.2	10.5	42 / 680	C	WVOC
8	WTCB-F	AC	33 / 5.3	5.4	5.2	4.9	5.3	5.2	587 / 13.5	12.5	12.7	48 / 913	E	WTCB-F
8	WFMV-F	B/G	33 / 5.3	5.0	5.8	5.5	5.0	5.4	396 / 9.1	9.8	9.8	47 / 512	B	WFMV-F
10	WARQ-F	AOR-NR	31 / 4.9	6.1	3.9	3.6	5.6	4.6	573 / 13.1	12.0	13.9	34 / 631	C	WARQ-F
11	WLXC-F	B/A/C	27 / 4.3	3.4	4.2	3.2	7.6	3.8	390 / 8.9	8.6	12.5	29 / 440	B	WLXC-F
12	WSCQ-F	B/O	26 / 4.2	4.0	3.6	4.0	4.9	3.9	398 / 9.1	10.0	9.7	29 / 477	B	WSCQ-F
13	WLTY-F	SAC	19 / 3.0	3.0	2.3	2.8	4.1	2.8	383 / 8.8	7.6	11.7	21 / 421	B	WLTY-F
14	WISW	ST	17 / 2.7	4.4	3.5	4.2	0.8	3.7	280 / 6.4	7.6	4.2	23 / 345	A	WISW

12+ FM Share (Metro): 87.29% (467 of 535) (Spring 99: 89.26%)

Teens	18-34	18-49	25-49	25-54	35+	12+ AMD	12+ Mid	12+ PMD	12+ Eve	12+ Wknd
1 WHXT-F >>>	1 WNOK-F <	1 WNOK-F	1 WNOK-F <	1 WNOK-F	1 WCOS-F >	1 WCOS-F >	1 WCOS-F <	1 WCOS-F	1 WHXT-F	1 WCOS-F <
2 WNOK-F >	2 WHXT-F	2 WMFX-F <	2 WMFX-F <	1 WCOS-F	2 WOMG-F	2 WNOK-F <	2 WNOK-F	2 WNOK-F	2 WWDM-F	2 WHXT-F
3 WWDM-F >	3 WARQ-F	3 WCOS-F	3 WCOS-F	1 WMFX-F	3 WVOC	3 WMFX-F >	3 WVOC	3 WHXT-F	3 WCOS-F	3 WNOK-F <
	4 WMFX-F	4 WWDM-F	4 WTCB-F <	4 WTCB-F	4 WMFX-F <	4 WWDM-F <	4 WTCB-F <	3 WMFX-F	4 WFMV-F <	4 WFMV-F
	5 WCOS-F	4 WHXT-F	5 WWDM-F	4 WWDM-F <	5 WWDM-F	5 WTCB-F <	5 WMFX-F <	5 WWDM-F <	5 WNOK-F	5 WMFX-F
	6 WWDM-F	6 WTCB-F <	6 WFMV-F	6 WOMG-F <	5 WTCB-F	6 WHXT-F <	6 WOMG-F	6 WOMG-F <	6 WARQ-F >	5 WOMG-F
	7 WFMV-F <	7 WARQ-F <	6 WLXC-F	7 WFMV-F <	7 WSCQ-F	7 WLXC-F <	6 WWDM-F	7 WARQ-F <	7 WLXC-F	5 WWDM-F
		8 WFMV-F <	8 WSCQ-F	8 WLXC-F <	7 WFMV-F <	8 WOMG-F	8 WARQ-F	8 WTCB-F <	7 WSCQ-F	8 WARQ-F
		9 WLXC-F	9 WOMG-F <	9 WSCQ-F	9 WNOK-F	9 WISW <	8 WHXT-F <	9 WSCQ-F <	7 WVOC <	9 WSCQ-F <
						10 WVOC				

Wom 18-24	Wom 18-34	Wom 25-34	Wom 18-49	Wom 25-54	Men 18-24	Men 18-34	Men 25-34	Men 18-49	Men 25-54	12+ Ovrnite
1 WNOK-F	1 WNOK-F >	1 WNOK-F >	1 WNOK-F	1 WNOK-F	1 WHXT-F	1 WHXT-F	1 WHXT-F	1 WMFX-F	1 WMFX-F	1 WCOS-F >
1 WHXT-F	2 WFMV-F	2 WTCB-F	2 WCOS-F <	2 WCOS-F	1 WARQ-F >	2 WARQ-F	2 WNOK-F	2 WCOS-F	2 WCOS-F	2 WHXT-F <
3 WARQ-F	2 WHXT-F	3 WFMV-F	3 WFMV-F <	2 WTCB-F <	3 WMFX-F	3 WMFX-F <	2 WMFX-F	2 WNOK-F	3 WNOK-F	3 WWDM-F
4 WLTY-F	4 WWDM-F	3 WLXC-F	4 WWDM-F	4 WFMV-F <	3 WCOS-F	4 WNOK-F	4 WARQ-F >	4 WHXT-F <	4 WSCQ-F	4 WLXC-F <
5 WWDM-F	5 WTCB-F	5 WWDM-F	4 WTCB-F	5 WOMG-F <		5 WCOS-F >	5 WCOS-F	5 WARQ-F	4 WWDM-F	5 WNOK-F >
5 WCOS-F >	5 WLTY-F	6 WMFX-F	6 WLXC-F	6 WLXC-F			5 WVOC	6 WWDM-F	4 WVOC	
	5 WARQ-F		7 WOMG-F	6 WWDM-F >				7 WSCQ-F <	7 WOMG-F <	
			7 WHXT-F	8 WMFX-F				8 WVOC	8 WTCB-F	
			7 WMFX-F	9 WSCQ-F					8 WHXT-F	

Other Rated Stations				Metro Share	Cume Rating	TSA AQH	Cume
WCOS	SPRTS	1400	Columbia	1.1	4.1	9	185
WLJI-F	B/G	98.3	Summerton	0.3	0.8	16	225
WOIC	B/O	1230	Columbia	1.0	2.4	6	112
WTGH	B/G	620	Cayce	0.5	1.5	4	75
WZMJ-F	B/A/C	93.1	Batesburg	0.5	1.8	3	102

COLUMBIA, SC

Consolidation Report	12+	25-54	Revenue	Format Performance	AM	FM	Total	%	Yr. Ago
Citadel WISW-AM, WLXC-FM, WOMG-FM, WTCB-FM	18.0 %	19.8 %	22.1 %	AC	0 (0)	33 (1)	33 (1)	6.2 %	6.7 %
Clear Channel WCOS-AM, WCOS-FM, WLTY-FM, WNOK-FM, WSCQ-FM, WVOC-AM	33.7 %	32.6 %	38.7 %	AOR/Classic/NR	0 (0)	75 (2)	75 (2)	14.0 %	14.4 %
Inner City, pend. WARQ-FM, WMFX-FM, WOIC-AM, WWDM-FM	19.6 %	20.5 %	35.8 %	Black/Urban	6 (1)	145 (5)	151 (6)	28.2 %	24.1 %
Local - 1 WFMV-FM, WLJI-FM	5.6 %	6.5 %	2.5 %	CHR	0 (0)	56 (1)	56 (1)	10.5 %	12.0 %
Local - 2 WHXT-FM, WZMJ-FM	8.0 %	4.6 %	0.4 %	Classical	0 (0)	0 (0)	0 (0)	0.0 %	0.0 %
				Country	0 (0)	68 (1)	68 (1)	12.7 %	11.1 %
				Full Service	0 (0)	0 (0)	0 (0)	0.0 %	0.0 %
				Hispanic	0 (0)	0 (0)	0 (0)	0.0 %	0.0 %
				Jazz	0 (0)	0 (0)	0 (0)	0.0 %	0.0 %
				News/Talk	35 (1)	0 (0)	35 (1)	6.5 %	6.7 %
				Oldies	0 (0)	36 (1)	36 (1)	6.7 %	6.0 %
				Others/Unknown	0 (0)	0 (0)	0 (0)	0.0 %	0.0 %
				Religion/Gospel	3 (1)	35 (2)	38 (3)	7.1 %	7.0 %
				Soft AC	0 (0)	19 (1)	19 (1)	3.6 %	4.8 %
				Sports	7 (1)	0 (0)	7 (1)	1.3 %	1.6 %
				Standards/EZ	17 (1)	0 (0)	17 (1)	3.2 %	5.6 %
				Totals	68 (5)	467 (14)	535 (19)		

AM Stations

Station	Freq	Power	Format	AP, Westwd	\$ NA	Christal	Citadel	Columbia
WISW	1320	5 kw/2.5 kw (DA-N)	Standards	AP, Westwd	\$ NA	Christal	Citadel	Columbia
WVOC	560	5 kw (DA-N)	News/Talk	CBS, ESPN, Jones	\$32.00	--	Clear Channel	Columbia

FM Stations

Station	Freq	Power	Format	AP, Westwd	\$ NA	Christal	Citadel	Columbia
WARO	93.5	2.8 kw @ 443	New Rock		\$24.00	Cir Chnl	Inner City, pend.	Columbia
WCOS	97.5	100 kw @ 983	Country	ABC	\$74.00	Katz	Clear Channel	Columbia
WFMV	95.3	3 kw @ 328	Black Gospel	Westwd	\$21.00	D&R	WLJI-F	S. Congaree
WHXT	103.9	9.2 kw @ 531	Black	ABC	\$ NA	--	WZMJ-F	Orangeburg
WLTY	96.7	3.3 kw @ 443	Soft AC	AMFM	\$25.00	Katz	Clear Channel	Cayce
WLXC	98.5	6 kw @ 328	Black AC	ABC	\$ NA	K&P	Citadel	Lexington
WMFX	102.3	6 kw @ 328	Classic AOR		\$37.00	Cir Chnl	Inner City, pend.	St. Andrews
WNOK	104.7	96 kw @ 1033	CHR	ABC	\$48.00	Katz	Clear Channel	Columbia
WOMG	103.1	3 kw @ 300	Oldies		\$28.00	Christal	Citadel	Columbia
WSCQ	100.1	5.9 kw @ 330	Black Oldies		\$22.00	Katz	Clear Channel	W. Columbia
WTCB	106.7	100 kw @ 787	AC		\$62.00	Christal	Citadel	Orangeburg
WWDM	101.3	100 kw @ 1322	Black	ABC, Westwd	\$77.00	Cir Chnl	Inner City, pend.	Sumter

Notes:

COLUMBUS, GA

Arbitron Rank 169 Pop (12+) 201,900	Stations 20 / 15	Last Year's Revenue: \$11,300,000
MSA Rank: 169	Diaries: 897 / 225:1 / 49.4%	Household Income: \$33,048
MSA Pop: 271,000	Sample Target: 900	Total Retail Sales: \$2.8 Bil.
DMA: 128	% Below Line: 7.7	#1 Biller: WOKS/WFXE-F \$1,800,000
Average Persons Rating: 13.5	% Not Listed: 8.8	#1 Billing Portfolio
Market TSL in Hours 18.50	Pop per Station: 13,460	Clear Channel. pend. \$5,615,000

12+ Metro	Format	Spring 00 1/4 Share	Fall 99	Spg 99	Fall 98	Spg 98	12+ Metro Cume / Rtg	Fall 99	Spg 99	12+ TSA AQH / Cume	Revenue Level		
1	WFXE-F	B	49 / 18.0	18.9	18.5	17.5	16.4	575 / 28.5	30.5	32.1	54 / 681	C*	WFXE-F
2	WBFA-F	CHR	20 / 7.4	8.1	5.9	1.6		356 / 17.6	18.8	14.6	37 / 659	A	WBFA-F
3	WKCN-F	C	18 / 6.6	5.1	7.2	8.9	9.0	319 / 15.8	14.7	15.3	29 / 536	C	WKCN-F
3	WCGQ-F	AC/CHR	18 / 6.6	4.4	7.8	7.6	9.0	325 / 16.1	15.4	17.5	31 / 580	B	WCGQ-F
5	WVRK-F	AOR	17 / 6.3	6.8	6.8	7.6	10.3	286 / 14.1	14.9	15.5	34 / 656	C	WVRK-F
6	WOKS	B/O	16 / 5.9	4.1	3.3	4.6	2.9	170 / 8.4	10.0	9.6	16 / 172	*	WOKS
6	WAGH-F	B/AC	16 / 5.9	7.1	9.8	9.2	7.7	292 / 14.4	17.1	20.8	18 / 329	C	WAGH-F
8	WRCG	N/T	15 / 5.5	5.8	5.5	6.3	6.4	217 / 10.7	10.1	11.2	18 / 258	B	WRCG
9	WGSY-F	AC	14 / 5.2	7.1	4.2	7.6	8.4	255 / 12.6	16.4	15.3	26 / 416	C	WGSY-F
10	WEAM	B/G	13 / 4.8	5.1	4.2	5.9	3.5	130 / 6.5	9.1	7.7	13 / 133	A	WEAM
11	WSTH-F	C	12 / 4.4	3.4	3.6	2.0	2.3	215 / 10.7	10.6	10.3	61 / 734	B	WSTH-F

12+ FM Share (Metro): 77.82% (193 of 248) (Spring 99: 80.50%)

Teens	18-34	18-49	25-49	25-54	35+	12+ AMD	12+ Mid	12+ PMD	12+ Eve	12+ Wknd
1 WFXE-F >>>	1 WFXE-F >>>	1 WFXE-F >>	1 WFXE-F >>	1 WFXE-F >	1 WRCG <	1 WFXE-F >	1 WFXE-F >>	1 WFXE-F >>	1 WFXE-F >>>	1 WFXE-F >
2 WBFA-F >>	2 WCGQ-F	2 WCGQ-F <	2 WCGQ-F	2 WCGQ-F	2 WOKS <	2 WCGQ-F >	2 WBFA-F	2 WBFA-F	2 WOKS	2 WOKS
	2 WVRK-F <	3 WBFA-F	2 WAGH-F <	2 WAGH-F <	3 WKCN-F	3 WBFA-F	2 WCGQ-F <	3 WVRK-F	3 WKCN-F <	3 WBFA-F <
	4 WBFA-F >>	3 WVRK-F	4 WBFA-F	4 WGSY-F <	4 WFXE-F	3 WKCN-F <	4 WRCG <	3 WKCN-F	4 WBFA-F	4 WKCN-F <
		5 WAGH-F <	4 WVRK-F	5 WBFA-F	4 WGSY-F	5 WKZJ-F <	5 WGSY-F <	5 WAGH-F <	4 WRCG	5 WEAM
		6 WGSY-F	4 WGSY-F	5 WVRK-F <	4 WAGH-F	6 WVRK-F	6 WVRK-F	6 WGSY-F <	6 WVRK-F	6 WVRK-F
		7 WKCN-F	7 WKCN-F	7 WKCN-F	7 WEAM	6 WRCG <	6 WKCN-F	7 WCGQ-F <	6 WAGH-F	6 WAGH-F
				8 WSTH-F	8 WSTH-F	8 WOKS	6 WAGH-F >	8 WSTH-F <		8 WCGQ-F
					9 WCGQ-F					

Wom 18-24	Wom 18-34	Wom 25-34	Wom 18-49	Wom 25-54	Men 18-24	Men 18-34	Men 25-34	Men 18-49	Men 25-54	12+ Ovrite
1 WFXE-F >>>	1 WFXE-F >>>	1 WFXE-F >>	1 WFXE-F >>	1 WFXE-F >	1 WFXE-F >>	1 WFXE-F >	1 WFXE-F	1 WFXE-F >	1 WFXE-F >	1 WFXE-F >>
2 WBFA-F	2 WBFA-F	2 WBFA-F	2 WBFA-F	2 WGSY-F	2 WVRK-F >	2 WVRK-F >	2 WVRK-F >>	2 WVRK-F	2 WVRK-F	2 WCGQ-F >
2 WCGQ-F >>	2 WCGQ-F >>>	2 WCGQ-F >>	2 WCGQ-F	2 WAGH-F	3 WBFA-F	3 WCGQ-F	3 WCGQ-F >	3 WCGQ-F	3 WCGQ-F	3 WVRK-F
		4 WGSY-F	2 WAGH-F	4 WCGQ-F	3 WCGQ-F >>	4 WBFA-F	4 WBFA-F	4 WBFA-F >	3 WSTH-F	
		4 WAGH-F >>	5 WGSY-F >	5 WBFA-F		5 WKCN-F >	4 WKCN-F >>	5 WSTH-F	3 WAGH-F	
			6 WKCN-F	6 WKCN-F				5 WKCN-F	6 WBFA-F	
				7 WOKS				5 WAGH-F	6 WKCN-F	
				7 WKZJ-F					8 WGSY-F	

Other Rated Stations				Metro Share	Cume Rating	TSA AQH Cume	Other Rated Stations--Outside Market				Metro Share	Cume Rating	TSA AQH Cume
WDK	SPRTS	540	Columbus	1.1	3.7	3 106	WJZF-F	J	104.1	La Grange, GA	0.7	2.0	5 116
WKZJ-F	B/AC	957	Greenville, GA	2.9	7.3	22 334	WQLD-F	O	104.3	Luverne, AL	0.7	2.6	6 210
WMLF	ST	1270	Columbus	2.2	4.1	7 95	WRLD-F	O	95.3	Valley, AL	2.2	4.5	15 290
WPHX	G	1460	Phenix City, AL	0.7	1.9	3 53	WVJF-F	REL-CC	93.3	Manchester, GA	1.5	3.6	8 236
							WZHT-F	B	105.7	Troy, AL	2.6	6.8	24 331

COLUMBUS, GA

Consolidation Report	12+	25-54	Revenue	Format Performance	AM	FM	Total	%	Yr. Ago
Clear Channel, pend.	33.2 %	38.4 %	49.7 %	AC	0 (0)	32 (2)	32 (2)	12.9 %	13.5 %
WAGH-FM, WBFA-FM, WDAK-AM, WGSY-FM, WMLF-AM, WPNX-AM, WSTH-FM, WVRK-FM				AOR/Classic/NR	0 (0)	17 (1)	17 (1)	6.9 %	7.6 %
Davis	26.8 %	23.3 %	19.0 %	Black/Urban	16 (1)	80 (4)	96 (5)	38.7 %	41.5 %
WFXE-FM, WKZJ-FM, WOKS-AM				CHR	0 (0)	20 (1)	20 (1)	8.1 %	6.5 %
McClure	18.7 %	17.6 %	27.7 %	Classical	0 (0)	0 (0)	0 (0)	0.0 %	0.0 %
WCGQ-FM, WKNF-FM, WRCG-AM				Country	0 (0)	30 (2)	30 (2)	12.1 %	12.0 %
	78.8 %	79.3 %	96.4 %	Full Service	0 (0)	0 (0)	0 (0)	0.0 %	0.0 %
				Hispanic	0 (0)	0 (0)	0 (0)	0.0 %	0.0 %
				Jazz	0 (0)	2 (1)	2 (1)	0.8 %	0.7 %
				News/Talk	15 (1)	0 (0)	15 (1)	6.0 %	6.2 %
				Oldies	0 (0)	8 (2)	8 (2)	3.2 %	0.0 %
				Others/Unknown	0 (0)	0 (0)	0 (0)	0.0 %	0.0 %
				Religion/Gospel	15 (2)	4 (1)	19 (3)	7.7 %	7.6 %
				Soft AC	0 (0)	0 (0)	0 (0)	0.0 %	0.0 %
				Sports	3 (1)	0 (0)	3 (1)	1.2 %	1.1 %
				Standards/EZ	6 (1)	0 (0)	6 (1)	2.4 %	3.3 %
				Totals	55 (6)	193 (14)	248 (20)		

AM Stations

Station	Freq	Power	Format	Company	City
WEAM	1580	2.3 kw/1 kw (DA-N)	Black Gospel	USA	Columbus
WOKS	1340	1 kw	Black Oldies	AURN	Columbus
WRCG	1420	5 kw (DA-N)	Talk	CBS, ABC, Westwd	Columbus

FM Stations

Station	Freq	Power	Format	Company	City
WAGH	98.3	6 kw @ 328	Black AC	Westwd	Ft. Mitchell, AL
WBFA	101.3	6 kw @ 328	CHR	\$ NA	Smiths, AL
WCGQ	107.3	100 kw @ 1010	AC/CHR	\$20.00	Columbus
WFXE	104.9	6 kw @ 289	Black	ABC	Columbus
WGSY	100.1	6 kw @ 328	AC	\$30.00	Phenix City, AL
WKNF	99.3	50 kw @ 492	Country	\$32.00	Lumpkin, GA
WSTH	106.1	85 kw @ 1047	Country	ABC, Westwd, Jones	Alexander City, AL
WVRK	102.9	100 kw @ 1521	AOR	ABC, Westwd	Columbus

Notes: * WFXE-F revenue level includes WOKS . . . 7/00 WAGH-F, WBFA-F, WDAK, WGSY-F, WMLF, WPNX, WSTH-F and WVRK-F sold by Cumulus to Clear Channel (price NA)

COLUMBUS, OH

Arbitron Rank: 34 Pop (12+): 1,266,800
 MSA Rank: 40
 MSA Pop: 1,490,000
 DMA: 35
 Average Persons Rating: 14.4
 Market TSL in Hours: 19.00

Stations: 28 / 26
 Diaries: 2,496 / 508:1 / 48.5%
 Sample Target: 2,440
 % Below Line: 1.5
 % Not Listed: 14.8
 Pop per Station: 48.723

Last Year's Revenue: \$90,000,000
 Household Income: \$50,191
 Total Retail Sales: \$21.0 Bil.
 #1 Biller: WNCI-F \$12,700,000
 #1 Billing Portfolio
 Clear Channel \$35,360,000

12+ Metro	Format	Spring 00 1/4 Share	Win 00	Fall 99	Sum 99	Spg 99	4-Book Avg.	12+ Metro Cume / Rtg.	Fall 99	Spg 99	12+ TSA AQH / Cume	Revenue Level
1 WNCI-F	CHR	175 / 9.6	7.8	8.1	9.9	10.1	8.8	3317 / 26.2	22.7	24.1	214 / 4221	I WNCI-F
2 WSNY-F	AC	130 / 7.1	6.9	7.2	7.3	7.8	7.1	2131 / 16.8	17.4	17.9	137 / 2343	I WSNY-F
3 WTVN	FS/T	127 / 7.0	7.5	7.7	8.0	8.0	7.5	2122 / 16.8	17.7	15.8	163 / 2670	H WTVN
4 WCKX-F	B	121 / 6.6	7.2	6.4	7.1	6.6	6.8	1667 / 13.2	12.3	14.6	123 / 1699	G WCKX-F
5 WCOL-F	C	111 / 6.1	5.2	7.5	6.3	5.8	6.3	1770 / 14.0	15.7	15.1	121 / 2079	I WCOL-F
6 WLVO-F	AOR/CL	110 / 6.0	6.5	6.5	6.6	7.2	6.4	1722 / 13.6	14.4	15.2	141 / 2134	I WLVO-F
7 WBNS-F	O	89 / 4.9	5.1	5.9	4.6	4.1	5.1	1855 / 14.6	15.7	12.0	108 / 2219	G WBNS-F
8 WBZX-F	AOR	88 / 4.8	6.2	5.4	5.3	5.5	5.4	1843 / 14.6	14.7	14.7	129 / 2575	G WBZX-F
9 WHOK-F	C	64 / 3.5	4.5	3.6	3.5	4.2	3.8	1252 / 9.9	11.3	11.2	94 / 1835	E WHOK-F
10 WXMJ-F	B/O	60 / 3.3	2.3	2.7	2.1	2.3	2.6	1014 / 8.0	6.9	5.6	63 / 1057	C WXMJ-F
11 WMNI	ST	55 / 3.0	3.7	2.9	3.7	2.2	3.3	704 / 5.6	5.9	5.7	56 / 723	B WMNI
12 WWCD-F	AOR-NR	48 / 2.6	2.0	1.7	2.4	2.2	2.2	887 / 7.0	6.4	7.1	49 / 907	C WWCD-F
13 WEGE-F	CL AOR	42 / 2.3	2.2	1.8	2.1	2.0	2.1	1080 / 8.5	6.2	6.7	48 / 1166	A WEGE-F
14 WCLT-F	C	39 / 2.1	2.5	1.5	1.7	2.2	2.0	577 / 4.6	3.7	4.7	90 / 1396	WCLT-F
15 WXST-F	CL HTS	37 / 2.0	1.6	1.9	1.9	2.2	1.9	964 / 7.6	7.4	8.4	41 / 1109	A WXST-F
16 WAZU-F	AOR-NR	34 / 1.9	2.2	1.7	1.8	2.0	1.9	807 / 6.4	6.0	5.7	45 / 1061	C WAZU-F
16 WJZA-F	J	34 / 1.9	1.9	2.0	1.7	1.7	1.9	674 / 5.3	5.2	4.9	36 / 711	C WJZA-F
18 WBNS	SPRTS	33 / 1.8	2.2	2.0	2.3	1.9	2.1	612 / 4.8	7.5	5.5	35 / 647	C WBNS
19 WKVO	B/G	31 / 1.7	1.6	1.5	1.3	2.1	1.5	518 / 4.1	3.2	3.1	31 / 518	A WKVO
20 WZAZ-F	AOR-P	27 / 1.5	1.4	1.9	1.8	1.8	1.6	978 / 7.7	8.6	8.9	30 / 1103	D WZAZ-F
21 WNKO-F	O	19 / 1.0	0.6	0.8	0.9	0.6	0.8	296 / 2.3	1.4	1.4	19 / 313	WNKO-F
22 WCZZ-F	J	18 / 1.0	0.7	0.8	0.9	0.7	0.8	317 / 2.5	2.6	2.5	18 / 317	A WCZZ-F

12+ FM Share (Metro) 81.60% (1268 of 1554) (Spring 99: 89.93%)

Teens	18-34	18-49	25-49	25-54	35+	12+ AMD	12+ Mid	12+ PMD	12+ Eve	12+ Wknd
1 WNCI-F	1 WNCI-F	1 WNCI-F	1 WNCI-F <	1 WNCI-F <	1 WTVN	1 WTVN <	1 WSNY-F <	1 WNCI-F >	1 WCKX-F	1 WNCI-F
2 WCKX-F >>	2 WCKX-F	2 WLVO-F	2 WLVO-F	2 WSNY-F <	2 WSNY-F	2 WNCI-F	2 WNCI-F	2 WTVN <	2 WNCI-F >	2 WCKX-F
3 WBZX-F	3 WBZX-F	3 WCKX-F <	3 WSNY-F	3 WLVO-F	3 WBNS-F <	3 WBZX-F <	3 WLVO-F	3 WCKX-F	3 WSNY-F	3 WCOL-F <
4 WAZU-F >	4 WLVO-F	4 WSNY-F	4 WCOL-F	4 WCOL-F	4 WCOL-F	4 WSNY-F	3 WCOL-F	3 WSNY-F <	4 WCOL-F	4 WBNS-F <
	5 WCOL-F <	5 WBZX-F <	5 WBZX-F <	5 WTVN <	5 WLVO-F <	5 WLVO-F	3 WTVN	5 WLVO-F	5 WBNS-F <	5 WSNY-F <
	6 WWCD-F	6 WCOL-F >	6 WCKX-F <	6 WBNS-F <	6 WNCI-F	6 WCOL-F	6 WCKX-F <	6 WCOL-F	6 WBZX-F	6 WLVO-F <
	7 WSNY-F <	7 WBNS-F <	7 WBNS-F <	7 WBZX-F <	7 WMNI <	7 WCKX-F	7 WBNS-F	7 WBNS-F	7 WTVN <	7 WTVN
	8 WXST-F	8 WTVN <	8 WTVN	8 WCKX-F	8 WHOK-F <	8 WBNS-F	8 WBZX-F	8 WBZX-F	8 WLVO-F <	8 WHOK-F >
	9 WAZU-F	9 WWCD-F <	9 WHOK-F <	9 WHOK-F <	9 WXMJ-F	9 WHOK-F	8 WXMJ-F <	9 WXMJ-F <	9 WWCD-F	9 WBZX-F <
		10 WHOK-F <	10 WEGE-F <	10 WXMJ-F <	10 WCLT-F <	10 WMNI <	10 WMNI	10 WHOK-F <	10 WAZU-F <	10 WXMJ-F

Wom 18-24	Wom 18-34	Wom 25-34	Wom 18-49	Wom 25-54	Men 18-24	Men 18-34	Men 25-34	Men 18-49	Men 25-54	12+ Ovrnite
1 WNCI-F	1 WNCI-F >	1 WNCI-F >	1 WNCI-F >	1 WSNY-F <	1 WCKX-F <	1 WBZX-F <	1 WLVO-F <	1 WLVO-F	1 WLVO-F >	1 WTVN <
2 WCKX-F >>	2 WCKX-F >	2 WWCD-F <	2 WSNY-F	2 WNCI-F >	2 WBZX-F >	2 WCKX-F <	2 WNCI-F <	2 WBZX-F <	2 WNCI-F	2 WCOL-F
3 WCOL-F	3 WCOL-F	3 WCKX-F	3 WCKX-F <	3 WCOL-F	3 WNCI-F	3 WNCI-F	3 WBZX-F	3 WNCI-F	3 WBZX-F	2 WNCI-F
4 WLVO-F	4 WWCD-F	4 WCOL-F	4 WCOL-F	4 WLVO-F	4 WWCD-F	4 WLVO-F >	4 WCKX-F >	4 WCKX-F	4 WSNY-F <	4 WCKX-F
4 WSNY-F	4 WLVO-F <	5 WLVO-F	5 WLVO-F	5 WBNS-F <	4 WAZU-F	5 WWCD-F	5 WXST-F	5 WCOL-F	5 WTVN <	5 WBZX-F
6 WBZX-F	6 WSNY-F	5 WSNY-F	6 WHOK-F	6 WTVN	6 WLVO-F	6 WXST-F	6 WCOL-F	6 WSNY-F	6 WCOL-F <	6 WCOL-F <
	7 WBZX-F	7 WKVO	6 WBNS-F	6 WCKX-F <	6 WCOL-F	6 WCOL-F	7 WBNS	7 WTVN	7 WBNS-F	7 WBNS-F
		8 WXST-F	8 WTVN	8 WHOK-F <		8 WBNS <	8 WWCD-F	7 WBNS	8 WCKX-F	8 WCKX-F
		8 WHOK-F	8 WBZX-F	9 WXMJ-F		9 WAZU-F	7 WEGE-F	7 WEGE-F	9 WEGE-F <	9 WEGE-F <
			10 WWCD-F <	10 WKVO		10 WEGE-F	7 WBNS-F <	10 WBNS		10 WBNS

Other Rated Stations	Metro Share	Cume Rating	TSA AQH Cume	Other Rated Stations--Outside Market	Metro Share	Cume Rating	TSA AQH Cume
WFIL	T	1230	Columbus	0.7	3.2	14	425
WRFD	REL	820	Worthington	0.5	1.8	15	326
WSMZ-F	B	1031	Johnstown	0.6	1.8	13	267
WLW	FS/T	700	Cincinnati	0.9	3.1	35	781
WOIO-F	CHR	93.7	Mt. Vernon	0.6	1.8	26	579

COLUMBUS, OH

Consolidation Report	12+	25-54	Revenue	Format Performance	AM	FM	Total	%	Yr. Ago
Blue Chip WCKX-FM, WCZZ-FM, WXMG-FM	10.9 %	9.7 %	7.9 %	AC	0 (0)	130 (1)	130 (1)	8.4 %	8.9 %
CBS/Infinity WAZU-FM, WHOK-FM, WLVO-FM	11.4 %	13.1 %	17.9 %	AOR/Classic/NR	0 (0)	349 (6)	349 (6)	22.5 %	23.8 %
Clear Channel WCOL-FM, WFIL-AM, WNCI-FM, WTVN-AM, WZAZ-FM	24.9 %	23.3 %	39.3 %	Black/Urban	0 (0)	192 (3)	192 (3)	12.4 %	11.5 %
Local - 1 WJZA-FM, WJZK-FM	1.9 %	1.6 %	1.8 %	CHR	0 (0)	186 (2)	186 (2)	12.0 %	11.6 %
Local - 2 WBZX-FM, WEGE-FM, WMNI-AM	10.1 %	8.9 %	7.8 %	Classical	0 (0)	0 (0)	0 (0)	0.0 %	0.0 %
Stop 26-Riverbend WSMZ-FM, WXST-FM	2.6 %	3.5 %	0.5 %	Country	0 (0)	214 (3)	214 (3)	13.8 %	14.1 %
				Full Service	144 (2)	0 (0)	144 (2)	9.3 %	10.4 %
				Hispanic	0 (0)	0 (0)	0 (0)	0.0 %	0.0 %
				Jazz	0 (0)	52 (3)	52 (3)	3.3 %	2.7 %
				News/Talk	13 (1)	0 (0)	13 (1)	0.8 %	1.5 %
				Oldies	0 (0)	145 (3)	145 (3)	9.3 %	7.9 %
				Others/Unknown	0 (0)	0 (0)	0 (0)	0.0 %	0.0 %
				Religion/Gospel	41 (2)	0 (0)	41 (2)	2.6 %	2.9 %
				Soft AC	0 (0)	0 (0)	0 (0)	0.0 %	0.0 %
				Sports	33 (1)	0 (0)	33 (1)	2.1 %	2.2 %
				Standards/EZ	55 (1)	0 (0)	55 (1)	3.5 %	2.5 %
	61.8 %	60.1 %	75.2 %	Totals	286 (7)	1268 (21)	1554 (28)		

AM Stations

Station	Power	Time	Format	Comments	Advertiser	Agency	City
WBNS	1460	5 kw/1 kw (DA-N)	Sports	1-On-1, ESPN	\$28.00	Christal	Columbus Dispatch Columbus
WMNI	920	1 kw/0.5 kw (DA-2)	Standards	Westwd	\$25.00	D&R	WBZX-F/WEGE-F Columbus
WTVN	610	5 kw (DA-N)	Full Service/Talk	ABC, ESPN, CBS	\$149.00	Eastman	Clear Channel Columbus
WVKO	1580	1 kw/0.25 kw (DA-2)	Black Gospel	AURN, Westwd	\$31.00	Mc-Guild	Saga Columbus

FM Stations

Station	Power	Time	Format	Comments	Advertiser	Agency	City
WAZU	107.1	3 kw @ 328	AOR-New Rock	Westwd	\$ NA	Katz	CBS/Infinity Circleville
WBNS	97.1	20.5 kw @ 780	Oldies	CBS	\$80.00	Christal	Columbus Dispatch Columbus
WBZX	99.7	20.2 kw @ 783	AOR		\$97.00	D&R	WMNI/WEGE-F Columbus
WCKX	107.5	1.9 kw @ 413	Black	AURN	\$ NA	D&R	Blue Chip Columbus
WCLT	100.3	50 kw @ 388	Country	Westwd, Jones	\$30.00	--	WCLT (AM) Newark
WCOL	92.3	21.9 kw @ 753	Country		\$140.00	Eastman	Clear Channel Columbus
WCZZ	106.3	6 kw @ 328	Jazz	Jones	\$ NA	--	Blue Chip London
WEGE	103.9	5.1 kw @ 348	Classic AOR		\$ NA	D&R	WMNI/WBZX-F Westerville
WHOK	95.5	21 kw @ 761	Country	AP, ABC	\$60.00	Katz	CBS/Infinity Lancaster
WJZA	103.5	5.43 kw @ 328	Jazz		\$ NA	Allied	WJZK-F Lancaster
WJZK	104.3	3.4 kw @ 435	Simul. WJZA-F				Richwood
WLVO	96.3	18 kw @ 753	AOR/Classic AOR		\$165.00	Katz	CBS/Infinity Columbus
WNCI	97.9	175 kw @ 560	CHR	AP	\$171.00	Eastman	Clear Channel Columbus
WNKO	101.7	3 kw @ 280	Oldies	CNN, AP, Westwd	\$ NA	--	WHTH (AM) Newark
WSNY	94.7	22.3 @ 753	AC		\$175.00	Mc-Guild	Saga Columbus
WWCD	101.1	6 kw @ 328	AOR-New Rock		\$39.00	Roslin	Grove City
WXMG	98.9	0.58 kw @ 753	Black Oldies		\$ NA	--	Blue Chip Upper Arlington
WXST	107.9	6 kw @ 285	Classic Hits		\$23.00	Allied	Stop 26-Riverbend Delaware
WZAZ	105.7	2.5 kw @ 512	Progressive AOR		\$44.00	Clr Chnl	Clear Channel Hilliard

Notes: 6/00 WZAZ-F changed from Progressive AOR to Classic Hits as WFJX-F ("The Fox") . . . 8/00 WCZZ-F changed from Jazz to Black Gospel as WJYD-F ("Joy 106.3")

CORPUS CHRISTI

Arbitron Rank 129 Pop (12+) 307,400
 MSA Rank: 130
 MSA Pop: 385,000
 DMA: 126
 Average Persons Rating: 15.8
 Market TSL in Hours 21.50

Stations 25 / 24
 Diaries: 1,069 / 288:1 / 41.7%
 Sample Target: 1,050
 % Below Line: 0.4
 % Not Listed: 14.4
 Pop per Station: 12,808

Last Year's Revenue: \$13,000,000
 Household Income: \$38,478
 Total Retail Sales: \$3.3 Bil
 #1 Biller: KRYS-F \$2,100,000
 #1 Billing Portfolio
 Clear Channel \$6,100,000

12+ Metro	Format	Spring 00 1/4 Share	Fall 99	Spg 99	Fall 98	Spg 98	12+ Metro Cume / Rtg	Fall 99	Spg 99	12+ TSA AQH / Cume	Revenue Level	
1	KSAB-F	SP-TJ	42 / 8.6	7.9	10.4	6.7	543 / 17.7	19.2	22.0	65 / 844	C*	KSAB-F
1	KRYS-F	C	42 / 8.6	8.5	8.2	7.9	648 / 21.1	19.7	19.7	59 / 949	D	KRYS-F
3	KNCN-F	AOR	34 / 7.0	6.2	7.3	5.6	471 / 15.3	15.9	15.9	45 / 685	C	KNCN-F
4	KBTE-F	CHR/U	33 / 6.8	5.5	4.0	4.1	456 / 14.8	15.4	15.5	36 / 526	A	KBTE-F
5	KZFM-F	CHR/U	30 / 6.2	6.8	8.1	7.5	671 / 21.8	21.9	24.0	51 / 1028	C	KZFM-F
6	KKBA-F	SAC	26 / 5.3	3.8	3.6	5.6	335 / 10.9	10.9	10.5	32 / 427	B	KKBA-F
7	KEYS	T/SPRTS	22 / 4.5	5.7	3.3	6.0	278 / 9.0	11.7	8.0	26 / 338	B	KEYS
8	KKPN-F	AC-NR	21 / 4.3	4.9	5.6	6.2	409 / 13.3	15.4	18.3	22 / 441	B	KKPN-F
9	KUNO	SP	19 / 3.9	4.5	2.7	2.4	186 / 6.1	4.9	3.7	19 / 196	*	KUNO
9	KOUL-F	C	19 / 3.9	3.4	3.3	2.8	365 / 11.9	13.4	12.9	29 / 558	B	KOUL-F
9	KFTX-F	C	19 / 3.9	3.6	1.2	1.9	259 / 8.4	7.9	4.5	27 / 358	A	KFTX-F
12	KCCG-F	B/O	18 / 3.7	3.2	2.7	4.7	296 / 9.6	8.6	8.8	19 / 313	A	KCCG-F
13	KMXR-F	AC	16 / 3.3	3.0	4.2	4.1	345 / 11.2	10.1	11.1	23 / 520	C	KMXR-F
14	KRAD-F	AOR-NR	15 / 3.1	2.8	2.7	4.3	318 / 10.3	11.3	9.2	15 / 324	A	KRAD-F
15	KLHB-F	SP-TJ	14 / 2.9	3.4	5.0	5.8	306 / 10.0	11.5	15.1	14 / 314	B	KLHB-F
15	KLTG-F	AC-NR	14 / 2.9	4.2	2.3	2.1	305 / 9.9	11.3	8.7	29 / 505	B	KLTG-F
17	KNDA-F	SP	10 / 2.1	0.8	1.0	1.7	148 / 4.8	2.5	4.5	10 / 170		KNDA-F

12+ FM Share (Metro): 88.22% (367 of 416) (Spring 99: 80.00%)

Teens	18-34	18-49	25-49	25-54	35+	12+ AMD	12+ Mid	12+ PMD	12+ Eve	12+ Wknd
1 KBTE-F >>	1 KNCN-F	1 KNCN-F	1 KNCN-F <	1 KSAB-F	1 KRYS-F <	1 KSAB-F <	1 KRYS-F	1 KRYS-F <	1 KBTE-F	1 KSAB-F
2 KZFM-F >	2 KBTE-F <	1 KSAB-F	2 KSAB-F	1 KRYS-F <	2 KSAB-F >	2 KRYS-F	2 KNCN-F <	2 KSAB-F	2 KSAB-F <	2 KBTE-F <
3 KRAD-F	3 KZFM-F	3 KRYS-F	3 KRYS-F	3 KNCN-F	3 KKBA-F <	3 KNCN-F	3 KEYS	3 KBTE-F	3 KZFM-F	3 KRYS-F <
4 KLTG-F	4 KSAB-F <	4 KKBA-F	4 KKBA-F	4 KKBA-F	4 KEYS	4 KUNO	4 KUNO	4 KZFM-F	4 KNCN-F	4 KZFM-F
	5 KKPN-F	5 KZFM-F <	5 KCCG-F	5 KCCG-F	4 KUNO	5 KEYS	5 KSAB-F >	5 KNCN-F	5 KRYS-F <	5 KNCN-F >
	5 KRYS-F >	6 KBTE-F	6 KKPN-F <	6 KKPN-F	6 KFTX-F <	6 KZFM-F <	6 KCCG-F	6 KKBA-F <	6 KRAD-F	6 KKPN-F <
	7 KRAD-F	7 KKPN-F	7 KZFM-F	7 KBTE-F	7 KCCG-F	7 KKBA-F <	6 KFTX-F <	7 KKPN-F	7 KKBA-F <	7 KRAD-F
		8 KCCG-F	7 KBTE-F <	7 KEYS	7 KOUL-F <	8 KBTE-F <	8 KUNO	8 KEYS <	8 KOUL-F	7 KOUL-F
		9 KMXR-F <	9 KMXR-F	9 KMXR-F	9 KNCN-F <	9 KKPN-F <	9 KNCN-F <	9 KFTX-F <	9 KKPN-F	7 KLHB-F
			9 KOUL-F	9 KZFM-F	10 KMXR-F <	10 KOUL-F	10 KZFM-F	10 KCCG-F		
				9 KOUL-F			10 KKPN-F			

Wom 18-24	Wom 18-34	Wom 25-34	Wom 18-49	Wom 25-54	Men 18-24	Men 18-34	Men 25-34	Men 18-49	Men 25-54	12+ Ovrnite
1 KBTE-F	1 KBTE-F	1 KBTE-F	1 KKBA-F <	1 KRYS-F <	1 KZFM-F >	1 KNCN-F >>	1 KNCN-F >>>	1 KNCN-F >	1 KNCN-F >	1 KSAB-F
2 KZFM-F	2 KZFM-F	2 KZFM-F	2 KSAB-F	2 KKBA-F	2 KBTE-F >	2 KZFM-F	2 KBTE-F	2 KSAB-F	2 KSAB-F	2 KRAD-F
2 KKPN-F >	2 KKPN-F	2 KKPN-F	2 KRYS-F	2 KSAB-F >	3 KNCN-F	3 KBTE-F	3 KSAB-F	3 KRYS-F >	3 KRYS-F >	2 KBTE-F
4 KKBA-F	4 KSAB-F	2 KSAB-F	4 KKPN-F	4 KKPN-F	3 KSAB-F	4 KSAB-F	3 KRYS-F	4 KZFM-F	4 KCCG-F	4 KNCN-F
4 KRYS-F >>	4 KRYS-F	2 KRYS-F >	5 KZFM-F	5 KMXR-F	3 KRAD-F >>	4 KRAD-F	3 KRAD-F >	5 KBTE-F	4 KEYS	5 KKBA-F >
	6 KKBA-F	6 KNCN-F	5 KBTE-F	5 KZFM-F		6 KRYS-F		5 KCCG-F	6 KFTX-F	
		6 KKBA-F >	7 KMXR-F	5 KCCG-F		7 KEYS >		5 KEYS	6 KKBA-F	
			7 KCCG-F	8 KBTE-F				5 KRAD-F >	8 KRAD-F	
				8 KOUL-F >					8 KKPN-F	

Other Rated Stations	Metro Share	Cume Rating	TSA AQH Cume	Other Rated Stations--Outside Market	Metro Share	Cume Rating	TSA AQH Cume							
KBSO-F	AOR	94.7	Corpus Christi	0.8	5.7	4	189	KXTN-F	SP-TJ	San Antonio	0.4	1.0	3	41
KCCCT	SPRIS	1150	Corpus Christi	0.4	2.5	2	85							
KCTA	REL	1030	Corpus Christi	0.4	1.8	3	68							
KMIQ-F	SP-C	1051	Robstown	0.4	1.2	2	37							
KSi9	H	1230	Corpus Christi	0.8	3.0	5	104							
KTKY-F	O	1051	Refugio	0.8	2.1	4	73							
KYTY-F	ST	97.9	Boerne	0.4	1.0	2	38							

CORPUS CHRISTI

Consolidation Report	12+	25-54	Revenue	Format Performance	AM	FM	Total	%	Yr. Ago
Clear Channel KMXR-FM, KNCN-FM, KRYS-AM, KRYS-FM, KSAB-FM, KUNO-AM	31.4 %	36.6 %	46.9 %	AC	0 (0)	51 (3)	51 (3)	12.3 %	11.9 %
Davila KBSO-FM, KCCT-AM, KFLZ-FM	1.2 %	1.7 %	2.4 %	AOR/Classic/NR	0 (0)	53 (3)	53 (3)	12.7 %	16.4 %
Equicom KLTG-FM, KOUL-FM, KRAD-FM	9.9 %	8.6 %	7.8 %	Black/Urban	0 (0)	18 (1)	18 (1)	4.3 %	0.0 %
Local KEYS-AM, KKBA-FM, KZFM-FM	16.0 %	15.7 %	23.0 %	CHR	0 (0)	63 (2)	63 (2)	15.1 %	14.8 %
Pacific KBTE-FM, KCCG-FM, KKPX-FM, KTKY-FM	15.6 %	15.7 %	10.5 %	Classical	0 (0)	0 (0)	0 (0)	0.0 %	0.0 %
	74.2 %	78.3 %	90.6 %	Country	0 (0)	80 (3)	80 (3)	19.2 %	15.5 %
				Full Service	0 (0)	0 (0)	0 (0)	0.0 %	0.0 %
				Hispanic	19 (1)	70 (5)	89 (6)	21.4 %	24.1 %
				Jazz	0 (0)	0 (0)	0 (0)	0.0 %	0.0 %
				News/Talk	26 (2)	0 (0)	26 (2)	6.3 %	4.9 %
				Oldies	0 (0)	4 (1)	4 (1)	1.0 %	6.1 %
				Others/Unknown	0 (0)	0 (0)	0 (0)	0.0 %	0.9 %
				Religion/Gospel	2 (1)	0 (0)	2 (1)	0.5 %	0.0 %
				Soft AC	0 (0)	26 (1)	26 (1)	6.3 %	4.4 %
				Sports	2 (1)	0 (0)	2 (1)	0.5 %	0.9 %
				Standards/EZ	0 (0)	2 (1)	2 (1)	0.5 %	0.0 %
				Totals	49 (5)	367 (20)	416 (25)		

AM Stations

Station	Freq	Power	Format	Company	Advertiser	Agency	City
KEYS	1440	1 kw (DA-N)	Talk/Sports	ABC, BNN	\$<20.00	Katz	Corpus Christi
KUNO	1400	1 kw	Hispanic		\$<20.00	Katz	Corpus Christi

FM Stations

Station	Freq	Power	Format	Company	Advertiser	Agency	City
KBTE	102.3	50 kw @ 371	CHR/Urban		\$ NA	Christal	Rockport
KCCG	107.3	25 kw @ 298	Black Oldies	ABC	\$ NA	Christal	Ingleside
KFTX	97.5	97 kw @ 954	Country	CNN, Westwd	\$15.00	D&R	Kingsville
KKBA	92.7	12.5 kw @ 868	Soft AC		\$ NA	Katz	KEYS/KZFM-F
KKPN	104.5	14 kw @ 446	Modern AC		\$ NA	Christal	Pacific
KLHB	98.3	11 kw @ 321	Tejano		\$ NA	---	Rodriguez, pend.
KLTG	96.5	100 kw @ 955	Modern AC		\$<20.00	Mc-Guild	Equicom
KMXR	93.9	100 kw @ 840	AC		\$21.00	K&P	Clear Channel
KNCN	101.3	100 kw @ 361	AOR		\$24.00	D&R	Clear Channel
KNDA	102.9	50 kw @ 492	Hispanic		\$ NA	---	
KOUL	103.7	100 kw @ 947	Country		\$34.00	---	Equicom
KRAD	105.5	1.9 kw @ 354	AOR-New Rock		\$<20.00	---	Equicom
KRYS	99.1	100 kw @ 932	Country	ABC	\$47.00	Banner	Clear Channel
KSAB	99.9	100 kw @ 955	Hispanic-Tejano		\$25.00	Katz Hisp.	Clear Channel
KZFM	95.5	100 kw @ 994	CHR/Urban		\$31.00	Katz	KEYS/KKBA-F

Notes: * KSAB-F revenue level includes KUNO revenue . . . 3/00 KFLZ-F (106.9; Bishop) changed from New Rock to Regional Hispanic . . . 3/00 KCCG-F changed from Oldies to Black Oldies; KTKY-F changed from Talk to Oldies

DALLAS-FORT WORTH

Arbitron Rank: 6 Pop (12+): 3,928,600
MSA Rank: 10-Dallas; 32-Ft. Worth
MSA Pop: 4,940,000
DMA: 8
Average Persons Rating: 15.4
Market TSL in Hours: 20.50

Stations: 39 / 38
Diaries: 4,086 / 961:1 / 48.5%
Sample Target: 4,120
% Below Line: 0.4
% Not Listed: 9.3
Pop per Station: 103,384

Last Year's Revenue: \$332,100,000
Household Income: \$53,227
Total Retail Sales: \$51.1 Bil.
#1 Biller: KVIL-F \$32,900,000
#1 Billing Portfolio
 CBS/Infinity \$103,300,000

12+ Metro	Format	Spring 00 1/4 Share	Win 00	Fall 99	Sum 99	Spg 99	4-Book Avg.	12+ Metro Cume / Rtg.	Fall 99	Spg 99	12+ TSA AQH / Cume	Revenue Level		
1	KKDA-F	B	437 / 7.2	6.6	6.1	7.2	7.6	6.8	4821 / 12.3	12.7	14.5	501 / 5691	J*	KKDA-F
2	KHKS-F	CHR	378 / 6.3	5.8	7.1	7.0	6.6	6.5	7490 / 19.1	20.8	19.9	412 / 8345	K	KHKS-F
3	KSCS-F	C	323 / 6.3	5.0	3.9	4.7	5.0	4.7	6066 / 12.9	11.9	11.4	349 / 5737	K	KSCS-F
4	KPLX-F	C	313 / 5.2	4.6	4.8	4.0	3.3	4.6	4867 / 12.4	13.4	9.2	358 / 5782	I	KPLX-F
5	WBAP	FS/T	251 / 4.2	4.8	5.2	4.6	4.8	4.7	4614 / 11.7	12.2	13.9	347 / 6037	J	WBAP
6	KOAI-F	J	247 / 4.1	2.9	2.9	3.4	2.9	3.3	2999 / 7.6	7.0	7.9	248 / 3089	I	KOAI-F
7	KZPS-F	CL AOR	243 / 4.0	4.0	3.9	3.7	4.0	3.9	4081 / 10.4	10.9	10.6	272 / 4570	J	KZPS-F
8	KVIL-F	AC	228 / 3.8	4.3	4.3	4.3	4.4	4.2	4140 / 10.5	13.7	11.6	239 / 4449	L	KVIL-F
9	KEGL-F	AOR	224 / 3.7	4.0	5.4	4.9	4.7	4.5	3811 / 9.7	11.6	10.9	274 / 4461	I	KEGL-F
10	KRLD	N	218 / 3.6	3.7	3.7	3.4	3.7	3.6	4690 / 11.9	11.0	12.8	234 / 5169	K	KRLD
11	KDMX-F	AC/CHR	202 / 3.3	3.5	3.2	3.6	3.5	3.4	4716 / 12.0	12.9	13.8	208 / 4947	J	KDMX-F
11	KRBV-F	CHR/B	202 / 3.3	2.9	2.4	2.5	2.3	2.8	4883 / 12.4	9.7	8.6	215 / 5301	H	KRBV-F
13	KDGE-F	AOR-NR	188 / 3.1	2.9	2.2	2.8	2.5	2.8	3845 / 9.8	10.5	10.8	234 / 4477	H	KDGE-F
14	KTCK-AA	SPRTS	186 / 3.1	3.4	2.8	2.1	2.9	2.9	2342 / 6.0	6.3	6.0	195 / 2429	J	KTCK-AA
15	KLUV-F	O	185 / 3.1	2.0	3.3	3.5	3.6	3.0	3780 / 9.6	9.8	10.7	206 / 4317	J	KLUV-F
16	KMEO-F	SAC	148 / 2.4	2.7	2.2	2.2	2.5	2.4	2448 / 6.2	6.6	6.4	163 / 2838	C	KMEO-F
17	KLTY-F	REL-CC	132 / 2.2	3.5	3.0	3.6	3.5	3.1	2486 / 6.3	7.5	7.7	150 / 2760	H	KLTY-F
17	WRR-F	CL	132 / 2.2	2.8	2.4	2.5	2.5	2.5	2465 / 6.3	6.9	7.6	142 / 2639	E	WRR-F
19	KRNB-F	B/AC	128 / 2.1	2.2	1.5	0.7	1.1	1.6	1869 / 4.8	3.8	3.0	136 / 1980	E	KRNB-F
20	KLNO-F	SP-R	123 / 2.0	1.0					1374 / 3.6			129 / 1528	K	KLNO-F
21	KTQX-F	B/O	120 / 2.0	2.3	2.9	3.3	4.0	2.6	2367 / 6.0	8.5	10.2	130 / 2576	G	KTQX-F
22	KKMR-F	AOR-P	115 / 1.9	1.7	1.7	1.7	1.7	1.8	3044 / 7.7	7.8	6.7	115 / 3058	F	KKMR-F
23	KBFB-F	SAC	108 / 1.8	1.9	1.5	2.1	1.8	1.8	2335 / 5.9	6.3	7.0	113 / 2511	E	KBFB-F
24	KAAM	ST	84 / 1.4	1.7	0.6				1025 / 2.6	1.2		103 / 1182	K	KAAM
25	KKDA	B/O	70 / 1.2	0.6	0.9	0.9	0.6	0.9	848 / 2.2	1.9	1.8	80 / 984	'	KKDA
25	KTCY-F	SP-R	70 / 1.2	1.2					904 / 2.3			70 / 915		KTCY-F
27	KHVN	B/G	66 / 1.1	1.2	1.3	0.9	1.1	1.1	999 / 2.5	2.4	2.4	67 / 1029	C	KHVN
28	KYNG-F	T	65 / 1.1	2.1	2.5	2.5	2.3	2.0	1375 / 3.5	9.1	7.6	73 / 1465	I	KYNG-F

12+ FM Share (Metro): 81.70% (4479 of 5482) (Spring 99: 80.00%)

Teens	18-34	18-49	25-49	25-54	35+	12+ AMD	12+ Mid	12+ PMD	12+ Eve	12+ Wknd
1 KKDA-F >	1 KKDA-F	1 KOAI-F <	1 KHKS-F <	1 KHKS-F <	1 KSCS-F <	1 KHKS-F	1 KPLX-F	1 KKOA-F	1 KKDA-F >	1 KKOA-F >
2 KRBV-F	2 KHKS-F	2 KHKS-F	2 KZPS-F	2 KZPS-F <	2 WBAP	2 KKDA-F <	1 KSCS-F <	2 KHKS-F <	2 KRBV-F <	2 KHKS-F <
3 KHKS-F >	3 KEGL-F	3 KPLX-F <	3 KPLX-F	3 KSCS-F <	3 KOAI-F	3 KSCS-F	3 KKDA-F <	3 KPLX-F <	3 KEGL-F	3 KSCS-F <
4 KDGE-F >	4 KDMX-F <	4 KZPS-F	3 KKOA-F <	4 KOAI-F <	3 KRLD	4 WBAP	4 KHKS-F	4 KSCS-F	4 KHKS-F	4 KPLX-F
	5 KPLX-F	5 KEGL-F <	5 KOAI-F	5 KPLX-F <	5 KVIL-F <	5 KVIL-F	5 WBAP <	5 KZPS-F <	5 KRNB-F	5 KRBV-F
	6 KDGE-F	6 KDMX-F <	6 KSCS-F	6 KKOA-F	6 KPLX-F <	5 KPLX-F	6 KOAI-F <	6 KEGL-F <	5 KPLX-F <	5 KOAI-F <
	7 KTCK-AA <	7 KOAI-F <	6 KDMX-F <	7 KDMX-F <	7 KZPS-F	5 KRLD	7 KZPS-F <	7 KOAI-F <	7 KOAI-F <	7 KZPS-F <
	8 KRBV-F	8 KSCS-F	8 KEGL-F <	8 KVIL-F <	7 KLUV-F	8 KTCK-AA	8 KVIL-F <	7 KTCK-AA <	8 KDGE-F	8 KEGL-F
	9 KZPS-F <	9 KTCK-AA	9 KVIL-F	9 KTCK-AA <	9 KMEO-F	9 KZPS-F <	9 KDMX-F <	9 KVIL-F	9 KZPS-F <	9 KDMX-F
	10 KLNO-F <	9 KVIL-F <	9 KTCK-AA >	10 KEGL-F <	10 WRR-F <	10 KTCK-AA <	9 KDMX-F <	10 KRLD <	9 KDGE-F <	9 KDGE-F <

Wom 18-24	Wom 18-34	Wom 25-34	Wom 18-49	Wom 25-54	Men 18-24	Men 18-34	Men 25-34	Men 18-49	Men 25-54	12+ Ovrnite
1 KKDA-F >	1 KHKS-F <	1 KHKS-F >	1 KHKS-F	1 KHKS-F	1 KKOA-F	1 KEGL-F >	1 KEGL-F	1 KEGL-F <	1 KZPS-F	1 KKOA-F
2 KHKS-F	2 KKDA-F >	2 KKDA-F	2 KKDA-F >	2 KKDA-F <	2 KEGL-F	2 KTCK-AA <	2 KTCK-AA	2 KZPS-F	2 KTCK-AA	2 KSCS-F <
3 KRBV-F >	3 KDMX-F	3 KDMX-F >	3 KPLX-F <	3 KSCS-F	3 KOGE-F >	3 KKOA-F	3 KZPS-F >	3 KTCK-AA	3 KEGL-F <	3 KHKS-F <
4 KPLX-F	4 KPLX-F	4 KPLX-F	4 KDMX-F <	3 KPLX-F <	4 KLNO-F <	4 KDGE-F	4 KDGE-F	4 KKOA-F <	4 KOAI-F	4 WBAP
5 KDMX-F	5 KRBV-F >	5 KKMR-F <	5 KVIL-F <	5 KVIL-F	5 KPLX-F	5 KZPS-F	5 KKDA-F	5 KPLX-F <	5 KSCS-F <	5 KRBV-F <
5 KDGE-F	6 KMR-F	6 KOAI-F	6 KSCS-F	6 KDMX-F <	5 KRBV-F	6 KPLX-F	5 KDMX-F <	6 KOAI-F <	6 WBAP <	6 KRNB-F <
7 KLNO-F	6 KDGE-F <	7 KRNB-F <	7 KOAI-F	7 KOAI-F >	7 KHKS-F	7 KHKS-F <	7 KHKS-F <	7 KDGE-F	7 KPLX-F	
8 KBFB-F	8 KVIL-F <	8 KLTY-F	8 KBFB-F	8 KLUV-F	8 KTCK-AA >	8 KLNO-F	8 KDGE-F <	8 KSCS-F <	8 KLUV-F <	
8 KVIL-F	9 KBFB-F	8 KRBV-F	8 KLTY-F	8 KZPS-F <		9 KDMX-F	9 KSCS-F	9 KDMX-F	9 KDMX-F <	
	9 KRNB-F	8 KVIL-F <	8 KRBV-F <	10 KLTY-F <		10 KSCS-F	9 KYNG-F	9 KHKS-F	10 KRLD <	
	9 KLTY-F <					10 KYNG-F				

DALLAS-FORT WORTH

Other Rated Stations				Metro Share	Cume Rating	TSA AQH	Cume
KDXX	SP-R	1480	Dallas	0.3	0.6	21	245
KESS	SP-C	1270	Fort Worth	0.7	1.6	47	645
KGGR	B/G	1040	Dallas	0.4	0.9	25	394
KHCK-F	SP-TJ	99.1	Denton	0.9	2.7	56	1088
KHYI-F	C	95.3	Howe	0.4	1.0	28	517
KLIF	T	570	Dallas	0.7	2.6	52	1284
KWRD-F	REL	94.9	Arlington	0.4	2.0	30	908
KZMP-F	SP-R	101.7	Azle	0.6	1.5	48	716

Other Rated Stations--Outside Market				Metro Share	Cume Rating	TSA AQH	Cume
KTFW-F	C/O	92.1	Glenrose	0.4	0.8	41	477

Consolidation Report	12+	25-54	Revenue
ABC KEMM-FM, KMEQ-FM, KMKI-AM, KSCS-FM, WBAP-AM	11.9 %	10.4 %	13.7 %
CBS/Infinity KHVN-AM, KLUV-FM, KOAI-FM, KRBV-FM, KRLD-AM, KVIL-FM, KYNG-FM	20.1 %	20.1 %	31.1 %
Clear Channel KDMX-FM, KEGL-FM, KHKS-FM, KTXQ-FM, KZPS-FM	19.3 %	22.8 %	24.8 %
Entravision, pend. KRVA-AM, KRVA-FM, KRVF-FM, KZMP-AM, KZMP-FM	0.6 %	0.8 %	1.4 %
Hispanic KDXX-AM, KDXX-FM, KESS-AM, KHCK-FM, KLNO-FM	4.0 %	3.9 %	2.7 %
KKDA KKDA-AM, KKDA-FM, KRBV-FM	11.7 %	7.3 %	6.7 %
Salem, pend. KLTY-FM, KSKY-AM, KWRD-FM	2.6 %	3.1 %	2.1 %
Susquehanna KKLF-AM, KMMR-FM, KLIF-AM, KMRR-FM, KPLX-FM, KTBK-AM, KTCK-AM	10.8 %	12.1 %	11.8 %
	81.1 %	80.5 %	94.3 %

Format Performance	AM	FM	Total	%	Yr. Ago
AC	0 (0)	430 (2)	430 (2)	7.8 %	8.2 %
AOR/Classic/NR	0 (0)	770 (4)	770 (4)	14.0 %	14.2 %
Black/Urban	70 (1)	685 (3)	755 (4)	13.8 %	14.6 %
CHR	0 (0)	580 (2)	580 (2)	10.6 %	9.8 %
Classical	0 (0)	132 (1)	132 (1)	2.4 %	2.7 %
Country	0 (0)	683 (4)	683 (4)	12.5 %	11.6 %
Full Service	251 (1)	0 (0)	251 (1)	4.6 %	5.8 %
Hispanic	65 (2)	287 (4)	352 (6)	6.4 %	5.6 %
Jazz	0 (0)	247 (1)	247 (1)	4.5 %	3.2 %
News/Talk	258 (2)	65 (1)	323 (3)	5.9 %	5.5 %
Oldies	0 (0)	185 (1)	185 (1)	3.4 %	4.3 %
Others/Unknown	0 (0)	0 (0)	0 (0)	0.0 %	0.0 %
Religion/Gospel	90 (2)	159 (2)	249 (4)	4.5 %	5.6 %
Soft AC	0 (0)	256 (2)	256 (2)	4.7 %	4.7 %
Sports	185 (2)	0 (0)	185 (2)	3.4 %	3.2 %
Standards/EZ	84 (1)	0 (0)	84 (1)	1.5 %	0.9 %
Totals	1003 (11)	4479 (27)	5482 (38)		

AM Stations

KAAM	770	10 kw/1 kw (DA-2)	Standards	\$ NA	---	Crawford	Garland
KHVN	970	1 kw/0.27 kw	Black Gospel	Westwd, CNN	\$32.00	Mc-Guild	Fort Worth
KKDA	730	500 w (DA-N)	Black Oldies	AP	\$ NA	Christal	Grand Prairie
KLIF	570	5 kw (DA-2)	Talk	ABC	\$148.00	Mc-Guild	Dallas
KRLD	1080	50 kw (DA-N)	News	CBS, Westwd	\$175.00	CBS	Dallas
KTBK	1700	10 kw/1 kw	Simul. KTCK				Sherman, TX
KTCK	1310	5 kw (DA-2)	Sports	WW1, ABC, ESPN	\$60.00	Mc-Guild	Dallas
WBAP	820	50 kw	Full Service/Talk	ABC	\$270.00	ABC	Fort Worth

DALLAS-FORT WORTH

FM Stations

Station	Freq	Power	Time	Format	Revenue	Company	Notes	City
KBFB	97.9	100 kw @ 1611		Soft AC	\$114.00	Eastman	Radio One, pend.	Dallas
KDGE	94.5	100 kw @ 1896		AOR-New Rock	\$140.00	Sentry	Sunburst, pend.	Gainesville
KDMX	102.9	100 kw @ 1348		AC/CHR	\$140.00	Allied	Clear Channel	Dallas
KEGL	97.1	100 kw @ 1460		AOR	\$169.00	Katz	Clear Channel	Fort Worth
KHKS	106.1	100 kw @ 1590		CHR	\$240.00	D&R	Clear Channel	Denton
KKDA	104.5	100 kw @ 1590		Black	AP \$200.00	Chnstal	KKDA/KRNB-F	Dallas
KKMR	93.3	50 kw @ 436		Progressive AOR	\$ NA	Eastman	Susquehanna	Haltom City
KLNO	94.1	100 kw @ 1590		Hispanic-Regional	\$ NA	Katz Hisp	Hispanic	Fort Worth
KLTY	100.7	100 kw @ 1896		Contemp. Christian	AP \$85.00	Katz	Salem, pend	Highland Village
KLUV	98.7	100 kw @ 1590		Oldies	\$221.00	Infinty	CBS/Infinty	Dallas
KMEO	96.7	92 kw @ 2034		Soft AC	ABC \$ NA	ABC	ABC	Flower Mound
KOAI	107.5	28 kw @ 1591		Jazz	\$190.00	CBS	CBS/Infinty	Fort Worth
KPLX	99.5	100 kw @ 1678		Country	AP \$200.00	Mc-Guild	Susquehanna	Fort Worth
KRBV	100.3	100 kw @ 1440		Dance CHR	ABC, Westwd \$177.00	CBS	CBS/Infinty	Dallas
KRNB	105.7	100 kw @ 1672		Black AC	ABC \$ NA	Christal	KKDA-AF	Decatur
KSCS	96.3	100 kw @ 1611		Country	ABC \$300.00	ABC	ABC	Fort Worth
KTCY	104.9	16 kw @ 1755		Hispanic-Regional	\$ NA	Lotus	SBS, pend.	Pilot Point
KTXO	102.1	100 kw @ 1447		Black Oldies	AMFM \$130.00	Sentry	Clear Channel	Fort Worth
KVIL	103.7	100 kw @ 1570		AC	CNN \$485.00	Interep	CBS/Infinty	Highland Park
KYNG	105.3	100 kw @ 1528		Country	Westwd \$260.00	CBS	CBS/Infinty	Dallas
KZPS	92.5	100 kw @ 1590		Classic AOR	\$115.00	Sentry	Clear Channel	Dallas
WRR	101.1	100 kw @ 1348		Classical	AP \$74.00	Allied		Dallas

Notes: * KKDA-F revenue level includes KKDA (AM) revenue . . . 4/00 KYNG-F changed from Country to Talk . . . 4/00 KDOS-F (107.9; Gainesville), KDXT-F (106.7; Granbury), KDXX (1480) and KDXX-F (107.9; Corsicana) changed from Hispanic Regional to Hispanic Soft AC . . . 4/00 KRVA-AF, KRVF-F and KZMP-AF sold by Z-Spanish to Entravision as part of a 37-station, \$475,000,000 group transaction . . . 5/00 KTCY-F (104.9; Pilot Point) and KXEB (910; Sherman-Denison) sold by Rodriguez to Spanish Broadcasting System as part of a \$165,200,000 group transaction . . . 5/00 KLUV (AM) sold by CBS/Infinty to Radio One for \$16,000,000 (Minority) . . . 6/00 KXGM-F (106.5; Muenster) sold to First Broadcasting (Ron Unkefer) for \$4,110,000; the station has an application pending to move into Dallas-Fort Worth . . . 6/00 KEMM-F (103.3; Commerce) sold to ABC for \$18,000,000 . . . 9/00 KDGE-F traded by Salem to Sunburst for KLTY-F

FORMAT CODES

AC	- Adult Contemporary	J	- Jazz and New Adult Contemporary
AC-NR	- Modern AC	KIDS	- Children's
AOR	- Album Oriented Rock	N	- News
AOR-NR	- New Rock	O	- Oldies (50's & 60's)
AOR-P	- Progressive AOR	REL	- Religion, Christian
B	- Black (audience 75%+ Black)	REL-CC	- Contemporary Christian
B/AC	- Black Adult Contemporary	SAC	- Soft Adult Contemporary
B/G	- Black Gospel	SP	- Hispanic/Spanish
B/O	- Black Oldies	SP-C	- Hispanic Contemporary
BIZ	- Business News & Talk	SP-NT	- Hispanic News/Talk/Information
C	- Country	SP-R	- Hispanic-Regional
C/O	- Classic Country	SP-TP	- Hispanic-Tropical
CHR	- Contemporary Hit Radio, Top 40	SP-VA	- Hispanic Variety
CL	- Classical	SP-TJ	- Tejano
CL AOR	- Classic AOR, Classic Rock	SPRTS	- Sports
CL HITS	- Classic Hits/70's Oldies	ST	- Standards, Big Band, Nostalgia
E	- Ethnic (usually Foreign Lang.)	T	- Talk
EZ	- Easy Listening, Beautiful Music	U	- Urban (majority of audience is non-white)
FS	- Full Service	VA	- Variety
G	- Gospel	?	- Others or Unknown

REVENUE LEVEL CODES

A - Less than \$500,000	E - \$3,000,000 to \$3,999,999	I - \$10,000,000 to \$14,999,999
B - \$500,000 to \$999,999	F - \$4,000,000 to \$4,999,999	J - \$15,000,000 to \$19,999,999
C - \$1,000,000 to \$1,999,999	G - \$5,000,000 to \$6,999,999	K - \$20,000,000 to \$29,999,999
D - \$2,000,000 to \$2,999,999	H - \$7,000,000 to \$9,999,999	L - \$30,000,000+

DAVENPORT-ROCK ISLAND-MOLINE

Arbitron Rank 133 Pop (12+) 295,600	Stations 18 / 15	Last Year's Revenue: \$14,800,000
MSA Rank: 140	Diaries: 1,102 / 268:1 / 59.4%	Household Income: \$42,062
MSA Pop: 359,000	Sample Target: 1,120	Total Retail Sales: \$3.6 Bil
DMA: 94	% Below Line: 4.5	#1 Biller: WLLR-AF \$3,300,000
Average Persons Rating: 14.2	% Not Listed: 13.8	#1 Billing Portfolio
Market TSL in Hours 19 00	Pop per Station: 19,707	Clear Channel, pend. \$9,900,000

12+ Metro	Format	Spring 00		Fall	Spg	Fall	Spg	12+ Metro Cume / Rtg	Fall	Spg	12+ TSA AQH / Cume	Revenue Level	
		1/4	Share	99	99	98	98		99	99			
1	WLLR-F	C	52 / 12.3	12.2	12.1	12.3	14.7	695 / 23.5	26.0	22.4	86 / 1298	E*	WLLR-F
2	KCQQ-F	CL HITS	45 / 10.7	10.1	9.8	10.3	11.6	711 / 24.1	23.2	22.6	87 / 1217	D	KCQQ-F
3	WHTS-F	CHR	44 / 10.4	12.5	12.6	11.3	10.9	951 / 32.2	32.2	30.9	91 / 1876	C	WHTS-F
4	WOC	N/T	33 / 7.8	5.9	8.4	7.8	7.0	462 / 15.6	14.1	14.4	36 / 553	C	WOC
5	KUUL-F	O	28 / 6.6	6.8	7.7	5.6	5.5	446 / 15.1	16.6	17.8	38 / 756	C	KUUL-F
5	KORB-F	AOR	28 / 6.6	4.0	3.3	3.7	3.3	427 / 14.5	11.7	12.6	40 / 613	A	KORB-F
7	WXLP-F	AOR	25 / 5.9	8.9	7.0	5.9	7.4	452 / 15.3	17.8	16.4	41 / 820	C	WXLP-F
8	KMXG-F	AC	24 / 5.7	6.3	6.5	6.6	5.9	518 / 17.5	17.9	19.2	37 / 883	C	KMXG-F
9	KBEA-F	CHR	21 / 5.0					512 / 17.3			37 / 876		KBEA-F
10	WKBF	ST	19 / 4.5	6.1	4.4	4.9	4.6	268 / 9.1	9.2	8.7	23 / 344	A	WKBF
11	KBOB-F	C	12 / 2.8	3.5	3.5	4.9	5.9	227 / 7.7	11.5	12.1	23 / 387	B	KBOB-F
12	WGN	FS/T	10 / 2.4	0.9	2.1	1.2	1.8	135 / 4.6	3.0	4.3	35 / 529		WGN

12+ FM Share (Metro): 77.41% (281 of 363) (Spring 99: 76.69%)

Teens	18-34	18-49	25-49	25-54	35+	12+ AMD	12+ Mid	12+ PMD	12+ Eve	12+ Wknd
1 WHTS-F >>>	1 KORB-F <	1 KCQQ-F	1 KCQQ-F	1 KCQQ-F	1 WLLR-F	1 KCQQ-F >	1 WLLR-F	1 WLLR-F	1 WHTS-F >	1 WHTS-F <
2 KBEA-F >	2 WHTS-F	2 WLLR-F	2 WLLR-F >	2 WLLR-F >	2 WOC <	2 WLLR-F >	2 WOC	2 WHTS-F	2 KBEA-F	2 WLLR-F
3 KORB-F >	3 KCQQ-F	3 WHTS-F	3 WHTS-F	3 WHTS-F	3 KCQQ-F	3 WOC <	3 KCQQ-F	3 KORB-F <	3 WXLP-F	3 KCQQ-F >
	3 WLLR-F	4 KORB-F	4 WXLP-F	4 KUUL-F	4 KUUL-F	4 WHTS-F	4 WHTS-F	4 WOC <	3 WLLR-F	4 WXLP-F
	5 WXLP-F	5 WXLP-F	4 KORB-F	5 WXLP-F	5 WKBF	4 KUUL-F >	5 KUUL-F	5 KCQQ-F	3 KORB-F	4 KUUL-F
	6 KBEA-F	6 KMXG-F	6 KMXG-F	6 KORB-F <	6 KMXG-F <	6 KORB-F	6 KMXG-F <	6 KMXG-F <	6 KCQQ-F >	4 KBEA-F
			6 KUUL-F	7 WOC	7 WXLP-F <	6 WKBF <	7 KORB-F <	7 KUUL-F <	7 KMXG-F	7 KORB-F <
				7 KMXG-F >	8 WHTS-F		8 WLLR-F		7 KUUL-F	8 KMXG-F <

Wom 18-24	Wom 18-34	Wom 25-34	Wom 18-49	Wom 25-54	Men 18-24	Men 18-34	Men 25-34	Men 18-49	Men 25-54	12+ Ovrnite
1 WHTS-F >	1 WHTS-F >	1 WHTS-F	1 KCQQ-F <	1 KCQQ-F <	1 KORB-F >	1 KORB-F >	1 KORB-F	1 KCQQ-F	1 KCQQ-F	1 WLLR-F
2 KORB-F	2 KCQQ-F	2 KCQQ-F	2 WHTS-F	2 WLLR-F <	2 WXLP-F >	2 WXLP-F	2 KCQQ-F	2 WXLP-F	2 WLLR-F	2 WHTS-F >
2 KBEA-F >	2 WLLR-F >	2 WLLR-F >	3 WLLR-F >	3 WHTS-F	3 WHTS-F	3 WHTS-F	3 WHTS-F	3 WHTS-F <	3 WXLP-F >	3 WGN
4 KCQQ-F	4 KMXG-F	4 KMXG-F >	4 KMXG-F	4 KUUL-F	3 KBEA-F >	4 KCQQ-F	3 WLLR-F	4 WLLR-F >	4 KORB-F	4 KUUL-F >
4 WLLR-F	4 KBEA-F		5 KUUL-F	5 KMXG-F		4 WLLR-F >	5 WHTS-F >>	5 WHTS-F >	5 WOC	
4 KMXG-F >			6 KBEA-F	6 KBEA-F					5 KUUL-F	

Other Rated Stations				Metro	Cume	TSA	Other Rated Stations--Outside Market				Metro	Cume	TSA		
				Share	Rating	AQH					Share	Rating	AQH		
KJOC	SPRTS	1170	Davenport	1.4	3.6	6	117	WLS	T	890	Chicago	0.7	1.6	10	186
WJRE-F	AC	93.9	Kewanee, IL	0.5	1.1	2	37	WMT	FS	600	Cedar Rapids, IA	1.4	3.4	20	290
WKEI	T	1450	Kewanee, IL	0.7	1.6	4	64								
WLLR	C	1230	Moline	0.5	2.3	2	81								

DAVENPORT-ROCK ISLAND-MOLINE

Consolidation Report			12+	25-54	Revenue	Format Performance						
						AM	FM	Total	%	Yr. Ago		
Clear Channel, pend.	43.6 %	52.1 %	66.9 %	AC	0	(0)	26	(2)	26	(2)	7.2 %	7.6 %
KCQQ-FM, KMXG-FM, KUUL-FM, WLLR-AM, WLLR-FM, WOC-AM				AOR/Classic/NR	0	(0)	53	(2)	53	(2)	14.6 %	11.9 %
Cumulus	21.7 %	22.9 %	19.1 %	Black/Urban	0	(0)	0	(0)	0	(0)	0.0 %	0.0 %
KBEA-FM, KBOB-FM, KJOC-AM, KORB-FM, WXLP-FM				CHR	0	(0)	65	(2)	65	(2)	17.9 %	14.6 %
	65.3 %	75.0 %	86.0 %	Classical	0	(0)	0	(0)	0	(0)	0.0 %	0.0 %
				Country	2	(1)	64	(2)	66	(3)	18.2 %	19.2 %
				Full Service	16	(2)	0	(0)	16	(2)	4.4 %	4.3 %
				Hispanic	0	(0)	0	(0)	0	(0)	0.0 %	0.0 %
				Jazz	0	(0)	0	(0)	0	(0)	0.0 %	0.0 %
				News/Talk	39	(3)	0	(0)	39	(3)	10.7 %	11.7 %
				Oldies	0	(0)	73	(2)	73	(2)	20.1 %	20.3 %
				Others/Unknown	0	(0)	0	(0)	0	(0)	0.0 %	0.0 %
				Religion/Gospel	0	(0)	0	(0)	0	(0)	0.0 %	0.0 %
				Soft AC	0	(0)	0	(0)	0	(0)	0.0 %	3.5 %
				Sports	6	(1)	0	(0)	6	(1)	1.7 %	1.6 %
				Standards/EZ	19	(1)	0	(0)	19	(1)	5.2 %	5.1 %
				Totals	82	(8)	281	(10)	363	(18)		

AM Stations

Station	Power	Frequency	Format	Ownership	Company	City	State
WKBF	1270	5 kw (DA-N)	Standards	Westwd	\$ NA	Katz	Dudley
WOC	1420	5 kw (DA-2)	News/Talk	ABC, WW1, CNN	\$28.00	Christal	Clr Chnl, pend.

FM Stations

Station	Power	Frequency	Format	Ownership	Company	City	State
KBEA	99.7	100 kw @ 895	CHR	Westwd	\$ NA	Allred	Cumulus, pend.
KBOB	104.9	12.5 kw @ 469	Country	Westwd	\$25.00	Allied	Cumulus, pend.
KCOO	106.5	60 kw @ 210	Classic Hits		\$50.00	Katz	Clr Chnl, pend.
KMXG	96.1	100 kw @ 981	AC	Westwd	\$25.00	Christal	Clr Chnl, pend.
KORB	93.5	3.3 kw @ 300	AOR	CNN	\$20.00	—	Cumulus, pend.
KUUL	101.3	50 kw @ 500	Oldies	Westwd, CBS	\$39.00	Christal	Clr Chnl, pend.
WHTS	98.8	39 kw @ 900	CHR		\$ NA	Katz	Dudley
WLLR	103.7	100 kw @ 1191	Country		\$70.00	Katz	Clr Chnl, pend.
WXLP	95.9	50 kw @ 500	AOR	Westwd, Source	\$40.00	Allied	Cumulus, pend.

Notes: WGN -- See Chicago . . . * WLLR-F revenue level includes WLLR revenue . . . The Dudley properties are operated by Scconnix . . . 3/00 The KBOB-F calls and format moved from 99.7 to 104.9 (ex-KQLI-F); the 99.7 changed to CHR as KBEA-F . . . 8/00 KCQQ-F, KMXG-F, KUUL-F, WLLR-AM and WOC sold by Scconnix to Clear Channel for \$85,000,000

DAYTON

Arbitron Rank: 56 **Pop (12+):** 819,100
MSA Rank: 62
MSA Pop: 943,000
DMA: 54
Average Persons Rating: 14.6
Market TSL In Hours: 19.50

Stations: 26 / 21
Diaries: 2,100/ 390:1/ 56.3%
Sample Target: 2,110
% Below Line: 7.8
% Not Listed: 13.4
Pop per Station: 39,005

Last Year's Revenue: \$38,600,000
Household Income: \$48,839
Total Retail Sales: \$10.4 Bil.
#1 Biller: WHKO-F \$7,000,000
#1 Billing Portfolio
Clear Channel \$17,470,000

12+ Metro	Format	Spring 00 1/4 Share	Win 00	Fall 99	Sum 99	Spg 99	4-Book Avg.	12+ Metro Cume / Rtg.	Fall 99	Spg 99	12+ TSA AQH / Cume	Revenue Level	
1	WMMX-F	119 / 9.9	88	89	81	61	89	1532 / 18.7	189	168	145 / 1979	G	WMMX-F
2	WHKO-F	107 / 8.9	97	111	120	115	104	1744 / 21.3	256	240	169 / 2695	H	WHKO-F
3	WTUE-F	89 / 7.4	60	67	65	93	67	1153 / 14.1	148	171	125 / 1911	F	WTUE-F
4	WROU-F	88 / 7.3	74	73	82	61	76	1051 / 12.8	123	110	94 / 1218	D	WROU-F
5	WLOT-F	81 / 6.8	80	79	67	58	73	1226 / 15.0	168	143	94 / 1594	E	WLOT-F
6	WHIO	68 / 5.7	54	56	48	54	54	1112 / 13.6	126	124	71 / 1237	E	WHIO
7	WLW	58 / 4.8	37	33	50	52	42	953 / 11.6	94	122	135 / 2435		WLW
8	WGZ-F	55 / 4.6	41	48	47	45	45	1466 / 17.9	189	180	98 / 2562	D	WGZ-F
9	WING-F	54 / 4.5	44	43	42	50	44	1086 / 13.3	136	149	75 / 1560	D	WING-F
10	WONE	53 / 4.4	36	32	34	37	37	569 / 6.9	65	65	62 / 721	B*	WONE
11	WBTT-F	46 / 3.8	37	44	41	36	40	1246 / 15.2	161	141	63 / 1549	B	WBTT-F
12	WXEG-F	40 / 3.3	35	35	34	35	34	909 / 11.1	124	118	47 / 1062	C	WXEG-F
13	WFCJ-F	24 / 2.0	17	12	16	19	16	486 / 5.9	53	65	39 / 769		WFCJ-F
14	WCLR-F	21 / 1.8	25	27	21	23	23	534 / 6.5	75	113	41 / 971	C*	WCLR-F
15	WRNB-F	20 / 1.7	10	11	05	11	11	274 / 3.3	27	26	20 / 294		WRNB-F
15	WKSW-F	20 / 1.7	14	13	10	16	13	287 / 3.5	32	42	28 / 399	C	WKSW-F
17	WDAO	17 / 1.4	19	26	30	16	22	255 / 3.1	32	33	17 / 275	A	WDAO
18	WPFB-F	13 / 1.1	12	08	10	12	10	301 / 3.7	33	41	26 / 559		WPFB-F

12+ FM Share (Metro) 79.09% (821 of 1038) (Spring 99 78.67%)

Teens	18-34	18-49	25-49	25-54	35+	12+ AMD	12+ Mid	12+ PMD	12+ Eve	12+ Wknd
1 WBTT-F	1 WMMX-F	1 WMMX-F	1 WMMX-F	1 WMMX-F	1 WHKO-F	1 WMMX-F	1 WMMX-F	1 WMMX-F	1 WROU-F	1 WROU-F
2 WGZ-F	2 WTUE-F	2 WTUE-F	2 WTUE-F	2 WTUE-F	2 WLOT-F	2 WHKO-F	2 WHKO-F	2 WHKO-F	2 WLW	2 WHKO-F
3 WROU-F	3 WROU-F	3 WROU-F	3 WHKO-F	3 WHKO-F	3 WHIO	3 WTUE-F	3 WTUE-F	3 WTUE-F	3 WHKO-F	3 WMMX-F
4 WXEG-F	4 WXEG-F	4 WHKO-F	4 WROU-F	4 WROU-F	4 WMMX-F	4 WHIO	4 WLOT-F	4 WROU-F	4 WLOT-F	4 WTUE-F
5 WHKO-F	5 WING-F	5 WING-F	5 WING-F	5 WLOT-F	5 WONE	5 WING-F	5 WHIO	5 WLOT-F	5 WBTT-F	5 WLOT-F
6 WGZ-F	6 WLOT-F	6 WLOT-F	6 WLOT-F	6 WING-F	6 WLW	6 WROU-F	6 WROU-F	6 WGZ-F	6 WMMX-F	6 WGZ-F
6 WING-F	7 WGZ-F	7 WLW	7 WLW	7 WLW	7 WTUE-F	7 WLOT-F	7 WLW	7 WHIO	7 WTUE-F	6 WLW
	8 WXEG-F	8 WGZ-F	8 WHIO	8 WHIO	8 WROU-F	8 WONE	8 WONE	8 WBTT-F	7 WGZ-F	8 WBTT-F
	9 WLW		9 WGZ-F	9 WING-F	9 WING-F	9 WGZ-F	9 WGZ-F	9 WXEG-F	9 WING-F	9 WHIO
						10 WLW	10 WING-F	10 WLW	9 WONE	10 WONE

Wom 18-24	Wom 18-34	Wom 25-34	Wom 18-49	Wom 25-54	Men 18-24	Men 18-34	Men 25-34	Men 18-49	Men 25-54	12+ Ovrnite
1 WROU-F	1 WMMX-F	1 WMMX-F	1 WMMX-F	1 WMMX-F	1 WTUE-F	1 WTUE-F	1 WTUE-F	1 WTUE-F	1 WTUE-F	1 WMMX-F
2 WGZ-F	2 WROU-F	2 WROU-F	2 WHKO-F	2 WHKO-F	2 WROU-F	2 WMMX-F	2 WMMX-F	2 WMMX-F	2 WMMX-F	2 WHKO-F
2 WBTT-F	3 WGZ-F	2 WTUE-F	3 WROU-F	3 WLOT-F	3 WXEG-F	3 WROU-F	3 WING-F	3 WING-F	3 WING-F	2 WROU-F
4 WMMX-F	4 WHKO-F	4 WGZ-F	4 WLOT-F	4 WROU-F	4 WING-F	4 WING-F	3 WROU-F	4 WROU-F	4 WHKO-F	4 WHIO
5 WHKO-F	4 WTUE-F	4 WLOT-F	5 WGZ-F	5 WTUE-F	4 WBTT-F	5 WXEG-F	5 WHKO-F	5 WHKO-F	5 WLW	5 WFCJ-F
5 WXEG-F	6 WBTT-F	6 WHKO-F	6 WTUE-F	5 WGZ-F	6 WMMX-F	6 WHKO-F	6 WXEG-F	6 WLW	6 WROU-F	5 WING-F
	6 WLOT-F		7 WBTT-F	7 WHIO	6 WGZ-F	7 WBTT-F		7 WXEG-F	7 WHIO	
				8 WING-F				8 WXEG-F	8 WXEG-F	
								9 WLOT-F	9 WLOT-F	

Other Rated Stations				Metro Share	Cume Rating	TSA AOH Cume	Other Rated Stations--Outside Market				Metro Share	Cume Rating	TSA AOH Cume
WBTT-F	C	1500	Xenia	07	14	9 136	WBKI-F	C	1065	Greenville	08	31	20 474
WONE	N	1410	Dayton	06	26	8 240	WGRR-F	O	1035	Hamilton	05	17	50 764
WLOT-F	ST	1340	Springfield	05	14	6 134	WMOJ-F	B/O	949	Fairfield	10	36	50 910
WZLW-F	C	953	Xenia	07	27	11 303	WYGY-F	C	965	Hamilton	07	26	29 769

DAYTON

Consolidation Report	12+	25-54	Revenue	Format Performance	AM	FM	Total	%	Yr. Ago
Blue Chip WGTZ-FM, WING-AM, WING-FM, WKSX-FM	11.4 %	11.6 %	14.6 %	AC	0 (0)	119 (1)	119 (1)	11.5 %	6.9 %
Clear Channel WBKI-FM, WBTT-FM, WIZE-AM, WLQT-FM, WMMX-FM, WONE-AM, WTUE-FM, WXEG-FM	36.9 %	38.3 %	45.3 %	AOR/Classic/NR	0 (0)	183 (3)	183 (3)	17.6 %	21.1 %
Cox Radio WCLR-FM, WHIO-AM, WHKO-FM, WZLR-FM	17.1 %	16.4 %	31.0 %	Black/Urban	17 (1)	120 (3)	137 (4)	13.2 %	10.0 %
Local WRNB-FM, WROU-FM	9.0 %	9.2 %	6.9 %	CHR	0 (0)	101 (2)	101 (2)	9.7 %	9.3 %
	74.4 %	75.5 %	97.8 %	Classical	0 (0)	0 (0)	0 (0)	0.0 %	0.0 %
				Country	8 (1)	158 (5)	166 (6)	16.0 %	18.2 %
				Full Service	58 (1)	0 (0)	58 (1)	5.6 %	5.9 %
				Hispanic	0 (0)	0 (0)	0 (0)	0.0 %	0.0 %
				Jazz	0 (0)	0 (0)	0 (0)	0.0 %	2.3 %
				News/Talk	75 (2)	0 (0)	75 (2)	7.2 %	7.5 %
				Oldies	0 (0)	35 (3)	35 (3)	3.4 %	4.5 %
				Others/Unknown	0 (0)	0 (0)	0 (0)	0.0 %	0.0 %
				Religion/Gospel	0 (0)	24 (1)	24 (1)	2.3 %	2.2 %
				Soft AC	0 (0)	81 (1)	81 (1)	7.8 %	6.5 %
				Sports	0 (0)	0 (0)	0 (0)	0.0 %	0.0 %
				Standards/EZ	59 (2)	0 (0)	59 (2)	5.7 %	5.5 %
				Totals	217 (7)	821 (19)	1038 (26)		

AM Stations

Station	Freq	Power	Time	Format	AM	FM	Other	City
WDAO	1210	1 kw	Days	Black AC	AURN	\$20.00	---	Dayton
WHIO	1290	5 kw	DA-N	News/Talk	AP, Westwd	\$63.00	D&R	Cox Radio Dayton
WONE	980	5 kw	DA-N	Standards	ABC	\$25.00	Eastman	Clear Channel Dayton

FM Stations

Station	Freq	Power	Time	Format	AM	FM	Other	City
WBTT	94.5	6 kw	@ 328	CHR/Black	<\$20.00	Eastman	Clear Channel	Englewood
WCLR	95.7	50 kw	@ 476	Oldies	\$20.00	Christal	Cox Radio	Piqua
WFCJ	93.7	50 kw	@ 492	Religion	USA \$17.00	---	---	Miamisburg
WGTZ	92.9	39.8 kw	@ 551	CHR	Westwd \$53.00	D&R	Blue Chip	Eaton
WHKO	99.1	50 kw	@ 1066	Country	\$83.00	Christal	Cox Radio	Dayton
WING	102.9	50 kw	@ 492	Classic AOR	ABC \$35.00	D&R	Blue Chip	Springfield
WKSX	101.7	3.2 kw	@ 407	Country	\$18.00	---	Blue Chip	Urbana
WLQT	99.9	50 kw	@ 500	Soft AC	\$54.00	Eastman	Clear Channel	Ketteng
WMMX	107.7	50 kw	@ 420	AC	\$90.00	Eastman	Clear Channel	Dayton
WPFB	105.9	33.9 kw	@ 593	Country	ABC \$ NA	---	Braden	Middletown
WRNB	95.9	3 kw	@ 315	Black Oldies	ABC \$ NA	Allied	WROU-F	Troy
WROU	92.1	0.89 kw	@ 597	Black	ABC \$50.00	Allied	WRNB-F	West Carrollton
WTUE	104.7	50 kw	@ 500	AOR	\$78.00	Eastman	Clear Channel	Dayton
WXEG	103.9	1.15 kw	@ 522	AOR-How Rock	\$34.00	Eastman	Clear Channel	Beavercreek

Notes: Other ranked stations -- See Cincinnati... Combined revenue stations: * WONE includes WIZE; * WCLR-F includes WZLR-F... WZLR-F largely (but not completely) simulcasts WCLR-F... 6/00 WBTT-F changed from Dance CHR to CHR as WDKF-F ("Kiss 94.5")

DAYTONA BEACH

Arbitron Rank	93 Pop (12+)	414 600	Stations	25 / 9	Last Year's Revenue:	NA
MSA Rank:		NA	Diaries:	1 200 / 346 1 / 55 5%	Household Income:	\$34,172
MSA Pop		NA	Sample Target:	1 190	Total Retail Sales:	\$4 6 Bil
DMA		22 (Orlando)	% Below Line:	55 6	#1 Biller:	NA
Average Persons Rating:		15 1	% Not Listed:	15 2	#1 Billing Portfolio	NA
Market TSL in Hours		20 25	Pop per Station:	46,067		

12+ Metro	Format	Spring 00 1/4 Share	Fall 99	Spq 99	Fall 98	Spq 98	12+ Metro Cume / Rtg	Fall 99	Spq 99	12+ TSA AQH / Cume	Revenue Level
1	WMGF-F	SAC	53 / 8.5	7.5	8.6	6.8	754 / 18.2	17.8	17.5	90 / 1358	WMGF-F
2	WJRR-F	AOR-NR	42 / 6.7	3.5	4.2	4.7	505 / 12.2	9.7	9.8	69 / 819	WJRR-F
3	WTKS-F	T	36 / 5.8	5.7	4.4	3.1	421 / 10.2	10.6	8.9	58 / 638	WTKS-F
4	WGNE-F	C	36 / 5.8	6.7	6.1	7.1	614 / 14.8	15.0	15.1	38 / 695	WGNE-F
5	WROD	ST	29 / 4.6	4.9	2.6	4.1	283 / 6.8	9.1	6.2	29 / 283	WROD
6	WSHE-F	O	28 / 4.5	3.0	3.5	2.1	402 / 9.7	8.6	7.7	47 / 726	WSHE-F
7	WJHM-F	B	26 / 4.2	6.1	4.4	5.2	465 / 11.2	12.3	10.9	64 / 1058	WJHM-F
8	WHOG-F	CL HITS	26 / 4.2	4.3	5.8	4.2	386 / 9.3	9.7	9.7	27 / 409	WHOG-F
9	WWKA-F	C	25 / 4.0	3.5	4.6	3.7	430 / 10.4	8.8	10.7	79 / 972	WWKA-F
10	WVYB-F	CHR	23 / 3.7	3.7	4.0	3.8	474 / 11.4	11.5	11.4	23 / 474	WVYB-F
10	WSBB	ST	23 / 3.7	3.2	2.5	3.0	263 / 6.3	8.3	6.8	23 / 263	WSBB
12	WHTQ-F	CL AOR	23 / 3.7	3.8	4.6	3.8	384 / 9.3	8.9	10.5	36 / 608	WHTQ-F
13	WOMX-F	AC/CHR	22 / 3.5	2.6	4.2	3.7	420 / 10.1	8.1	10.1	28 / 650	WOMX-F
14	WFKS-F	AC/CHR	21 / 3.4	3.0	4.2	2.1	436 / 10.5	11.1	11.2	31 / 724	WFKS-F
15	WCFB-F	B/A/C	19 / 3.0	4.9	3.9	4.5	259 / 6.3	6.7	7.5	39 / 487	WCFB-F
16	WOCI-F	B/C	18 / 2.9	3.8	4.0	6.3	358 / 8.6	10.8	12.6	31 / 630	WOCI-F
17	WXXL-F	LHR	17 / 2.7	2.2	2.1	2.1	495 / 12.0	9.0	7.0	42 / 1064	WXXL-F
18	WNDB	N/T	16 / 2.6	4.3	3.3	4.0	248 / 6.0	8.8	6.7	16 / 248	WNDB

12+ FM Share (Metro) 84.31% (446 of 529) (Spring 99 86.10%)

Teens	18-34	18-49	25-49	25-54	35+	12+ AMD	12+ Mid	12+ PMD	12+ Evc	12+ Wknd
1	WJHM-F	1 WJRR-F	1 WTKS-F	1 WTKS-F	1 WMGF-F	1 WMGF-F	1 WMGF-F	1 WMGF-F	1 WMGF-F	1 WMGF-F
2	WJRR-F	2 WTKS-F	2 WJRR-F	2 WJRR-F	2 WGNE-F	2 WTKS-F	2 WTKS-F	2 WTKS-F	2 WJRR-F	2 WJRR-F
3	WXXL-F	3 WJHM-F	3 WHOG-F	3 WHOG-F	3 WROD-F	3 WJRR-F	3 WJRR-F	3 WJRR-F	3 WJRR-F	3 WJRR-F
4	WVYB-F	4 WHTQ-F	4 WHTQ-F	4 WMGF-F	4 WSHE-F	4 WGNE-F	4 WGNE-F	4 WGNE-F	4 WGNE-F	4 WHOG-F
5	WOMX-F	5 WMGF-F	5 WMGF-F	5 WHTQ-F	5 WSBB	5 WHTQ-F	5 WROD	5 WSHE-F	5 WVYB-F	5 WHOG-F
6	WHTQ-F	6 WGNE-F	6 WGNE-F	6 WGNE-F	6 WHOG-F	6 WWKA-F	6 WSHE-F	6 WHOG-F	6 WHOG-F	6 WJHM-F
7	WXXL-F	7 WJHM-F	7 WOMX-F	7 WOMX-F	7 WTKS-F	7 WCFB-F	7 WSBB	7 WHTQ-F	7 WXXL-F	7 WSHE-F
8	WWKA-F	8 WVYB-F	8 WOCI-F	8 WOCI-F	8 WNDB	8 WHTQ-F	8 WVYB-F	8 WJHM-F	8 WCFB-F	8 WWKA-F
9		9 WOMX-F	9 WTKS-F	9 WTKS-F	9 WWKA-F	9 WOMX-F	9 WHOG-F	9 WVYB-F	9 WTKS-F	9 WSBB
10		10 WOCI-F	10 WWKA-F	10 WWKA-F	9 WFKS-F	10 WSBB	10 WTKS-F	10 WHTQ-F	8 WSHE-F	10 WTKS-F

Wom 18-24	Wom 18-34	Wom 25-34	Wom 18-49	Wom 25-54	Men 18-24	Men 18-34	Men 25-34	Men 18-49	Men 25-54	12+ Overall
1	WJHM-F	1 WJRR-F	1 WMGF-F	1 WMGF-F	1 WJRR-F	1 WJRR-F	1 WJRR-F	1 WJRR-F	1 WTKS-F	1 WTKS-F
2	WVYB-F	2 WVYB-F	2 WGNE-F	2 WGNE-F	2 WJHM-F	2 WTKS-F	2 WTKS-F	2 WTKS-F	2 WJRR-F	2 WMGF-F
3	WJRR-F	3 WJRR-F	3 WOMX-F	3 WGNE-F	3 WOMX-F	3 WVYB-F	3 WJHM-F	3 WHTQ-F	3 WHOG-F	3 WROD
4	WXXL-F	4 WXXL-F	4 WVYB-F	4 WJHM-F	4 WOCI-F	3 WTKS-F	3 WHTQ-F	4 WOMX-F	3 WHTQ-F	3 WTKS-F
5	WTKS-F	5 WGNE-F	2 WMGF-F	5 WOMX-F	4 WVYB-F	5 WPKS-F	5 WHOG-F	4 WHOG-F	5 WTKS-F	5 WPKS-F
6		5 WOMX-F	6 WCFB-F	6 WWKA-F	6 WTKS-F	6 WOMX-F	6 WWKA-F	5 WOMX-F	5 WSHE-F	6 WSHE-F
7		5 WMGF-F	6 WJRR-F	6 WTKS-F	6 WTKS-F	6 WTKS-F	6 WWKA-F	5 WJHM-F	7 WTKS-F	7 WTKS-F
8		5 WTKS-F	6 WXXL-F	6 WSHE-F	6 WCFB-F	6 WSHE-F	6 WSHE-F	6 WSHE-F	6 WPKS-F	6 WPKS-F
9			6 WTKS-F	6 WCFB-F	6 WTKS-F	6 WTKS-F	6 WWKA-F	6 WPKS-F	6 WPKS-F	6 WPKS-F
10			6 WOCI-F	6 WTKS-F	6 WTKS-F	6 WTKS-F	6 WWKA-F	6 WPKS-F	6 WPKS-F	6 WPKS-F

Other Rated Stations	Metro Share	Cume Rating	TSA AOH Cume	Other Rated Stations--Outside Market	Metro Share	Cume Rating	TSA AOH Cume
WRR-F	93.1	1	144	WDRO	5.0	21	454
WPU-F	15.90	2	50	WLOG-F	1.1	2.1	16
				WMMO-F	1.4	4.6	31
				WOGK-F	1.0	2.6	77
				WPKS-F	0.8	2.5	11

DAYTONA BEACH

Consolidation Report	12+	25-54	Revenue	Format Performance	AM	FM	Total	%	Yr. Ago
Black Crow	11.1 %	12.6 %	%	AC	0 (0)	43 (2)	43 (2)	8.1 %	10.0 %
WHOG-FM, WKRO-FM, WNDB-AM, WVYB-FM, WXVQ-AM				AOR/Classic/NR	0 (0)	65 (2)	65 (2)	12.3 %	14.3 %
	11.1 %	12.6 %	%	Black/Urban	4 (1)	63 (3)	67 (4)	12.7 %	14.5 %
				CHR	0 (0)	45 (3)	45 (3)	8.5 %	7.3 %
				Classical	0 (0)	0 (0)	0 (0)	0.0 %	0.0 %
				Country	0 (0)	71 (4)	71 (4)	13.4 %	12.7 %
				Full Service	11 (1)	0 (0)	11 (1)	2.1 %	3.1 %
				Hispanic	0 (0)	0 (0)	0 (0)	0.0 %	0.0 %
				Jazz	0 (0)	7 (1)	7 (1)	1.3 %	1.0 %
				News/Talk	16 (1)	36 (1)	52 (2)	9.8 %	10.0 %
				Oldies	0 (0)	63 (3)	63 (3)	11.9 %	11.0 %
				Others/Unknown	0 (0)	0 (0)	0 (0)	0.0 %	0.0 %
				Religion/Gospel	0 (0)	0 (0)	0 (0)	0.0 %	0.0 %
				Soft AC	0 (0)	53 (1)	53 (1)	10.0 %	10.2 %
				Sports	0 (0)	0 (0)	0 (0)	0.0 %	0.0 %
				Standards/EZ	52 (2)	0 (0)	52 (2)	9.8 %	6.0 %
				Totals	83 (5)	446 (20)	529 (25)		

AM Stations

Station	Freq	Power	Format	Network	Company	City
WNDB	1150	1 kw (DA-N)	News/Talk	CBS, ESPN	Allied	Daytona Beach
WROD	1340	1 kw	Standards	ABC	--	Daytona Beach
WSBB	1230	1 kw	Standards	Westwd	--	New Smyrna Beach

FM Stations

Station	Freq	Power	Format	Network	Company	City
WFKS	99.9	100 kw @ 1200	AC/CHR		Mc-Guild	Palatka
WGNE	98.1	100 kw @ 475	Country		D&R	Titusville
WHOG	95.7	25 kw @ 328	Classic Hits	CBS	Allied	Ormond by the Sea
WVYB	103.3	3 kw @ 315	CHR		Allied	Holly Hill

Notes: Other ranked stations -- See Orlando . . . No revenue data are available . . . 4/00 WKRO-F changed from AOR to Country . . . 6/00 WGNE-F changed from Country to Hispanic as WNUE-F; the WGNE-F calls and Country format moved to Renda's 99.9 (ex-WFKS-F)

DENVER

Arbitron Rank: 23 **Pop (12+):** 1,874,300
MSA Rank: 25-Dvr.: 168-Bldr.
MSA Pop: 2,450,000
DMA: 19
Average Persons Rating: 15.7
Market TSL in Hours: 20.75

Stations: 31 / 31
Diaries: 2,894/ 648:1/ 52.5%
Sample Target: 2,930
% Below Line: 0.0
% Not Listed: 13.8
Pop per Station: 60,461

Last Year's Revenue: \$171,100,000
Household Income: \$52,088
Total Retail Sales: \$25.2 Bil.
#1 Biller: KOA \$28,800,000
#1 Billing Portfolio
 Clear Channel \$81,500,000

12+ Metro	Format	Spring 00 1/4 Share	Win 00	Fall 99	Sum 99	Spg 99	4-Book Avg.	12+ Metro Cume / Rtg.	Fall 99	Spg 99	12+ TSA AQH / Cume	Revenue Level		
1	KQKS-F	CHR/U	187 / 6.4	5.5	6.0	4.9	5.5	5.7	2639 / 14.1	14.2	14.2	218 / 3276	G	KQKS-F
2	KBCO-F	AOR-P	185 / 6.3	6.9	7.1	6.9	6.9	6.8	2924 / 15.6	15.9	17.3	212 / 3341	I	KBCO-F
3	KOA	T/FS	179 / 6.1	5.5	7.4	6.6	7.3	6.4	3279 / 17.5	21.4	21.5	249 / 4519	K	KOA
4	KYGO-F	C	176 / 6.0	7.6	6.9	7.4	7.6	7.0	2640 / 14.1	15.6	17.2	214 / 3337	J	KYGO-F
5	KOSI-F	AC	175 / 6.0	6.7	6.2	5.5	6.0	6.1	2814 / 15.0	13.9	15.9	203 / 3266	I	KOSI-F
6	KXKL-F	O	160 / 5.5	5.2	4.0	4.2	4.6	4.7	2553 / 13.6	11.7	13.3	182 / 3062	H	KXKL-F
7	KIMN-F	AC	145 / 4.9	3.9	4.2	2.5	2.7	3.9	2865 / 15.3	11.2	9.9	161 / 3184	G	KIMN-F
8	KALC-F	AC-NR	139 / 4.7	4.2	4.2	5.8	5.0	4.7	2913 / 15.5	16.3	17.0	158 / 3527	H	KALC-F
9	KRFX-F	CL AOR	131 / 4.5	4.2	5.5	5.5	5.9	4.9	2613 / 13.9	13.8	15.2	172 / 3326	I	KRFX-F
10	KBPI-F	AOR-NR	119 / 4.1	3.6	3.6	4.2	4.9	3.9	1710 / 9.1	10.6	12.0	154 / 2326	H	KBPI-F
11	KCKK-AF	C/O	106 / 3.6	3.0	2.6	3.2	2.2	3.1	1481 / 7.9	6.5	7.3	123 / 1894	D	KCKK-AF
12	KKHK-F	CL AOR	95 / 3.2	2.8	2.8	3.8	3.7	3.2	2040 / 10.9	9.8	11.2	106 / 2290	H	KKHK-F
13	KHOW	T	91 / 3.1	3.6	3.8	3.5	4.2	3.5	1539 / 8.2	9.3	10.5	116 / 1952	H	KHOW
14	KDJM-F	B/O	87 / 3.0	3.0	2.8	3.2	2.3	3.0	1569 / 8.4	8.3	6.7	95 / 1765	C	KDJM-F
15	KHIH-F	J	82 / 2.8	3.0	2.8	3.1	3.9	2.9	1563 / 8.3	8.7	10.1	88 / 1740	G	KHIH-F
16	KXPK-F	AOR-NR	65 / 2.2	2.9	2.8	2.4	2.7	2.6	1684 / 9.0	10.6	11.6	85 / 2037	E	KXPK-F
17	KKFN	SPRTS	62 / 2.1	1.7	1.8	1.1	1.8	1.7	1519 / 8.1	6.6	7.2	72 / 1751	E	KKFN
17	KTCL-F	AOR-NR	62 / 2.1	2.1	2.1	2.4	2.5	2.2	1737 / 9.3	9.9	10.5	83 / 2159	D	KTCL-F
19	KEZW	ST	59 / 2.0	3.1	2.4	2.9	2.7	2.6	931 / 5.0	5.4	5.9	61 / 971	C	KEZW
20	KVOD	CL	39 / 1.3	1.0	1.4	1.4	0.4	1.3	510 / 2.7	3.7	1.3	41 / 540	C	KVOD
21	KMXA	SP-R	32 / 1.1	0.8	1.2	1.1	0.7	1.0	335 / 1.8	1.8	1.5	37 / 419	D	KMXA
22	KJMN-F	SP-C	28 / 1.0	1.1	0.8	1.2	1.0	1.0	544 / 2.9	2.4	2.4	35 / 660	C	KJMN-F
22	KLZ	ST	28 / 1.0	1.4	0.8				605 / 3.2	2.3		48 / 838		KLZ

12+ FM Share (Metro): 77.03% (1948 of 2529) (Spring 99: 77.69%)

Teens	18-34	18-49	25-49	25-54	35+	12+ AMD	12+ Mid	12+ PMD	12+ Eve	12+ Wknd
1 KQKS-F >>>	1 KBPI-F <	1 KBCO-F	1 KBCO-F	1 KBCO-F	1 KOA	1 KYGO-F	1 KBCO-F <	1 KQKS-F <	1 KQKS-F	1 KQKS-F <
2 KALC-F	2 KQKS-F	2 KYGO-F	2 KYGO-F <	2 KYGO-F <	2 KXKL-F <	2 KOA <	2 KOSI-F <	2 KBCO-F <	2 KOA >	2 KXKL-F
3 KIMN-F >	3 KALC-F <	3 KIMN-F	3 KRFX-F <	3 KOSI-F <	3 KOSI-F <	3 KBCO-F <	3 KYGO-F <	3 KOSI-F <	3 KOSI-F	2 KBCO-F
4 KTCL-F	4 KBCO-F <	3 KRFX-F <	4 KIMN-F	4 KRFX-F <	4 KBCO-F <	4 KOSI-F	4 KOA	4 KYGO-F	3 KALC-F <	4 KCKK-AF <
4 KBPI-F	5 KIMN-F	5 KALC-F <	4 KOSI-F	5 KIMN-F <	5 KYGO-F	4 KQKS-F	5 KXKL-F	4 KALC-F <	5 KBPI-F <	5 KYGO-F <
	5 KRFX-F <	6 KOSI-F <	6 KALC-F <	6 KXKL-F	6 KCKK-AF	6 KRFX-F	6 KIMN-F	6 KOA <	6 KYGO-F	6 KOSI-F
	7 KYGO-F	7 KBPI-F <	7 KBPI-F <	7 KOA <	7 KHOW	6 KIMN-F <	7 KRFX-F <	7 KXKL-F <	7 KIMN-F <	6 KOA <
	8 KTCL-F <	8 KQKS-F	8 KXKL-F <	8 KALC-F	8 KRFX-F <	8 KXKL-F <	8 KQKS-F <	8 KIMN-F <	8 KRFX-F	8 KALC-F <
	9 KXPK-F <	9 KXKL-F <	9 KHKH-F <	9 KHKH-F	9 KIMN-F	9 KALC-F <	9 KBPI-F <	9 KBPI-F	8 KXKL-F	9 KIMN-F <
	10 KOSI-F >	10 KHKH-F <	10 KOA	9 KBPI-F	9 KHIH-F <	10 KHOW	10 KALC-F <	10 KRFX-F	10 KBCO-F <	10 KRFX-F >

Wom 18-24	Wom 18-34	Wom 25-34	Wom 18-49	Wom 25-54	Men 18-24	Men 18-34	Men 25-34	Men 18-49	Men 25-54	12+ Ovrnite
1 KQKS-F >	1 KQKS-F <	1 KALC-F <	1 KOSI-F <	1 KOSI-F	1 KQKS-F	1 KBPI-F	1 KBPI-F	1 KBCO-F	1 KBCO-F	1 KHOW <
2 KALC-F >	2 KALC-F	2 KBCO-F <	2 KYGO-F <	2 KYGO-F	2 KBPI-F <	2 KRFX-F >	2 KRFX-F >	2 KRFX-F <	2 KRFX-F	2 KQKS-F
3 KYGO-F	3 KYGO-F <	3 KYGO-F <	3 KALC-F <	3 KIMN-F <	3 KXPK-F	3 KXPK-F <	3 KBCO-F >	3 KBPI-F >	3 KBPI-F	3 KOA >
3 KTCL-F	4 KBCO-F <	4 KIMN-F	4 KBCO-F <	4 KBCO-F	4 KTCL-F	4 KBCO-F	4 KTCL-F <	4 KHKH-F <	4 KOA	4 KYGO-F
5 KBPI-F	5 KIMN-F	5 KQKS-F	5 KIMN-F <	5 KALC-F <	4 KIMN-F	4 KTCL-F <	5 KXPK-F	5 KYGO-F <	5 KHKH-F	
6 KOSI-F	6 KOSI-F >	6 KOSI-F >	6 KQKS-F	6 KXKL-F	6 KALC-F	6 KQKS-F <	5 KKFN <	6 KOA	6 KYGO-F <	
	7 KBPI-F	7 KDJM-F	7 KXKL-F	7 KQJM-F	7 KRFX-F	7 KIMN-F <	7 KHKH-F <	7 KIMN-F <	7 KXKL-F	
	8 KTCL-F	8 KBPI-F	7 KQJM-F >	8 KQKS-F >	8 KYGO-F >	8 KALC-F	8 KALC-F	8 KKFN <	8 KKFN <	
		8 KRFX-F	9 KHIH-F	9 KHIH-F	9 KHIH-F	9 KHKH-F <	8 KIMN-F	9 KALC-F <	9 KIMN-F	
			9 KRFX-F	9 KOA <		10 KKFN	10 KMXA <	10 KXPK-F	10 KCKK-AF <	
								10 KQKS-F <		

DENVER

Other Rated Stations			Metro Share	Cume Rating	TSA AQH Cume	Format	Performance	AM	FM	Total	%	Yr. Ago
KADZ-AA	KIDS	1550 Arvada	0.4	2.0	11	388	AC	0 (0)	459 (3)	459 (3)	18.1 %	15.9 %
KDKO	B	1510 Littleton	0.4	1.5	14	290	AOR/Classic/NR	0 (0)	657 (6)	657 (6)	26.0 %	30.8 %
KJME	SP	1390 Denver	0.7	1.5	22	297	Black/Urban	13 (1)	87 (1)	100 (2)	4.0 %	2.7 %
KNUS	T	710 Denver	0.5	2.0	21	423	CHR	0 (0)	187 (1)	187 (1)	7.4 %	6.3 %
KRKS-F	REL	94.7 Boulder	0.6	2.0	20	471	Classical	39 (1)	0 (0)	39 (1)	1.5 %	0.5 %
KTLK	T	760 Thornton	0.7	4.1	28	949	Country	11 (1)	271 (2)	282 (3)	11.2 %	11.4 %
Consolidation Report			12+	25-54	Revenue		Full Service	179 (1)	0 (0)	179 (1)	7.1 %	8.4 %
CBS/Infinity, pend.			13.4 %	15.2 %	10.0 %		Hispanic	53 (2)	28 (1)	81 (3)	3.2 %	2.6 %
KDJM-FM, KIMN-FM, KXKL-FM							Jazz	0 (0)	82 (1)	82 (1)	3.2 %	4.5 %
Clear Channel			29.7 %	32.3 %	47.7 %		News/Talk	127 (3)	0 (0)	127 (3)	5.0 %	6.3 %
KBCO-FM, KBPI-FM, KHHH-FM, KHOW-AM, KOA-AM, KRFX-FM, KTCL-FM, KTLK-AM							Oldies	0 (0)	160 (1)	160 (1)	6.3 %	5.3 %
Jefferson-Pilot			18.1 %	15.3 %	17.4 %		Others/Unknown	10 (2)	0 (0)	10 (2)	0.4 %	0.0 %
KCKK-AF, KKFN-AM, KQKS-FM, KYGO-FM							Religion/Gospel	0 (0)	17 (1)	17 (1)	0.7 %	0.0 %
Salem, pend.			5.8 %	5.8 %	6.0 %		Soft AC	0 (0)	0 (0)	0 (0)	0.0 %	0.0 %
KALC-FM, KNUS-AM, KRKS-AM, KRKS-FM							Sports	62 (1)	0 (0)	62 (1)	2.5 %	2.1 %
Tribune Broadcasting			11.2 %	11.3 %	13.3 %		Standards/EZ	87 (2)	0 (0)	87 (2)	3.4 %	3.2 %
KEZW-AM, KKHK-FM, KOSI-FM							Totals	581 (14)	1948 (17)	2529 (31)		
			78.2 %	79.9 %	94.4 %							

AM Stations

KCKK	1600	5 kw (DA-2)	Simul KCKK-F						Lakewood
KEZW	1430	10 kw/5 kw (DA-N)	Standards	ABC	\$35.00	Katz	Tribune Co.		Aurora
KHOW	630	5 kw (DA-2)	Talk	Westwd, ABC, TARN	\$64.00	Eastman	Clear Channel		Denver
KKFH	950	5 kw (DA-1)	Sports	CBS, Westwd	\$ NA	CBS	Jefferson-Pilot		Denver
KLZ	560	5 kw (DA-1)	Standards	ABC, Westwd	\$ NA	Mc-Guild	Crawford		Denver
KMXA	1090	50 kw/0.5 kw (DA-2)	Hispanic-Regional		\$40.00	Caballero	Entravision		Aurora
KOA	850	50 kw	Talk/Full Service	ABC	\$288.00	Eastman	Clear Channel		Denver
KVOD	1280	5 kw (DA-2)	Classical		\$ NA	Sentry			Denver

FM Stations

KALC	105.9	100 kw @ 1470	Modern AC	AMFM	\$115.00	Christal	Salem, pend.		Denver
KBCO	97.3	100 kw @ 1541	Progressive AOR	Westwd	\$125.00	Allied	Clear Channel		Boulder
KBPI	106.7	100 kw @ 987	AOR-New Rock		\$121.00	Eastman	Clear Channel		Denver
KCKK	104.3	58 kw @ 1204	Classic Country		\$68.00	CBS	Jefferson-Pilot		Longmont
KDJM	92.5	57 kw @ 1237	Black Oldies		\$ NA	Sentry	CBS/Infinity, pend.		Greeley
KHHH	95.7	100 kw @ 1608	Jazz		\$80.00	Allied	Clear Channel		Denver
KIMN	100.3	100 kw @ 1152	AC	AMFM	\$115.00	Christal	CBS/Infinity, pend.		Denver
KJMH	92.1	30 kw @ 627	Hispanic Contemp.		\$35.00	Caballero	Entravision		Castle Rock
KKHK	99.5	100 kw @ 1624	Classic AOR		\$100.00	Katz	Tribune Co.		Denver
KOSI	101.1	100 kw @ 1624	AC		\$166.00	Katz	Tribune Co.		Denver
KQKS	107.5	100 kw @ 1198	Dance CHR	Source, Westwd	\$75.00	CBS	Jefferson-Pilot		Lakewood
KRFX	103.5	100 kw @ 1045	Classic AOR		\$184.00	---	Clear Channel		Denver
KTCL	93.3	100 kw @ 1129	AOR-New Rock		\$50.00	--	Clear Channel		Ft Collins
KXKL	105.1	100 kw @ 1169	Oldies	AMFM, Westwd	\$158.00	Sentry	CBS/Infinity, pend.		Denver
KXPK	95.5	100 kw @ 1739	New Rock		\$106.00	Christal	Emmis, pend.		Evergreen
KYGO	98.5	100 kw @ 1821	Country		\$265.00	CBS	Jefferson-Pilot		Denver

Notes 4/00 KLMO (1060; Longmont) changed from Country to Talk as KSKE . . . 6/00 Sale of KXPK-F to Hispanic cancelled, due to DoJ objections; KXPK-F instead was sold (with KKFR-F Phoenix) to Emmis for \$108,000,000 (Star) . . . 9/00 KRKI-F (102.1; Estes Park) returned to the air as KXUU-F, programming CHR ("U-102") . . . 9/00 KHHH-F changed from Jazz to CHR as "Kiss 95.7" . . . 9/00 KCKK-F changed from Classic Country to Jazz as "The Oasis" . . . 9/00 KXPK-F changed from New Rock to "Modern Classics" (80's-based Rock) and dropped Howard Stern

DES MOINES

Arbitron Rank: 92 Pop (12+): 428,600
 MSA Rank: 118
 MSA Pop: 444,000
 DMA: 74
 Average Persons Rating: 14.3
 Market TSL in Hours: 19.25

Stations: 23 / 21
 Diaries: 1.512 / 283:1 / 58.4%
 Sample Target: 1,520
 % Below Line: 1.1
 % Not Listed: 10.6
 Pop per Station: 20.410

Last Year's Revenue: \$25,400,000
 Household Income: \$51,341
 Total Retail Sales: \$7.2 Bil.
 #1 Biller: WHO \$7,120,000
 #1 Billing Portfolio
 Clear Channel \$10,680,000

12+ Metro	Format	Spring 00 1/4 Share	Win 00	Fall 99	Sum 99	Spg 99	4-Book Avg.	12+ Metro Cume / Rtg.	Fall 99	Spg 99	12+ TSA AQH / Cume	Revenue Level	
1 WHO	FS	67 / 10.9	11.2	12.2	10.5	12.4	11.2	985 / 23.0	25.5	23.4	162 / 2056	H	WHO
2 KKDM-F	CHR	59 / 9.6	9.8	9.2	6.9	2.8	8.9	1082 / 25.3	25.1	12.5	87 / 1603	B	KKDM-F
3 KIOA-F	O	55 / 8.9	6.4	6.7	7.6	8.9	7.4	830 / 19.4	17.2	19.7	92 / 1481	D	KIOA-F
4 KJYY-F	C	44 / 7.2	7.0	6.9	6.3	7.7	6.8	593 / 13.8	15.5	15.9	61 / 863	D	KJYY-F
4 KGGO-F	CL AOR	44 / 7.2	5.7	5.7	7.1	5.4	6.4	563 / 13.1	11.3	11.4	60 / 909	D	KGGO-F
5 KSTZ-F	CHR/AC	41 / 6.7	6.5	5.7	8.3	9.2	6.8	815 / 19.0	20.1	24.5	73 / 1410	D	KSTZ-F
7 KHKI-F	C	36 / 5.9	6.2	5.0	5.6	6.1	5.7	526 / 12.3	12.3	11.9	50 / 776	C	KHKI-F
8 KLTJ-F	SAC	32 / 5.2	4.3	4.5	5.2	5.1	4.8	508 / 11.9	11.9	14.5	48 / 852	B	KLTJ-F
9 KAZR-F	AOR	30 / 4.9	5.7	6.7	6.2	6.9	5.9	544 / 12.7	14.7	14.7	53 / 963	C	KAZR-F
10 KMXD-F	AC/CHR	29 / 4.7	4.3	4.9	4.2	3.6	4.5	528 / 12.3	11.1	11.9	38 / 706	C	KMXD-F
11 KRNT	ST	24 / 3.9	3.4	5.2	3.6	4.1	4.0	349 / 8.1	9.7	8.6	30 / 455	A	KRNT
12 KRKO-F	CL AOR	23 / 3.7	3.8	3.8	4.3	3.5	3.9	501 / 11.7	10.8	13.0	35 / 718	C	KRKO-F
13 KLYF-F	SAC	15 / 2.4	3.3	3.2	3.3	3.0	3.1	282 / 6.6	7.6	8.1	17 / 303	B	KLYF-F
14 KJJC-F	SPRTS	9 / 1.5	2.2	2.7	2.4	1.0	2.2	205 / 4.8	5.1	3.3	13 / 268	K	KJJC-F
14 KCCQ-F	AOR-NR	9 / 1.5	1.9	1.5	2.9	4.4	1.9	269 / 6.3	7.2	13.5	10 / 311	A	KCCQ-F

12+ FM Share (Metro): 80.55% (443 of 550) (Spring 99: 78.61%)

Teens	18-34	18-49	25-49	25-54	35+	12+ AMD	12+ Mid	12+ PMD	12+ Eve	12+ Wknd
1 KKDM-F >>>	1 KKDM-F	1 KGGO-F <	1 KGGO-F	1 KGGO-F	1 WHO	1 WHO >	1 WHO	1 KKDM-F	1 KKDM-F >	1 KIOA-F <
2 KAZR-F >>>	2 KSTZ-F	2 KKDM-F <	2 KIOA-F <	1 KIOA-F	2 KIOA-F >	2 KIOA-F	2 KIOA-F <	2 WHO <	2 WHO	2 KKDM-F
3 KGGO-F <	3 KSTZ-F	3 KSTZ-F	3 WHO	3 KJYY-F	3 KJYY-F <	3 KKDM-F <	3 KIOA-F	3 KIOA-F	3 KIOA-F	3 WHO
4 KAZR-F >	4 KIOA-F	4 WHO <	4 KSTZ-F <	4 KRNT	4 KKDM-F	4 KGGO-F <	4 KSTZ-F <	3 KAZR-F	4 KJYY-F	4 KJYY-F
5 KHKI-F	5 KJYY-F	5 KJYY-F	5 KJYY-F <	5 KGGO-F	5 KGGO-F <	5 KSTZ-F	5 KGGO-F <	5 KLTJ-F	5 KJYY-F	5 KGGO-F
6 KJYY-F	5 KAZR-F <	5 KMXD-F <	6 KMXD-F <	5 KHKI-F <	6 KSTZ-F <	6 KJYY-F <	6 KJYY-F	6 KJYY-F	5 KSTZ-F	5 KHKI-F >
7 KLTJ-F	7 KHKI-F <	7 KHKI-F	7 KHKI-F <	7 KLTJ-F	7 KAZR-F <	7 KHKI-F <	7 KHKI-F <	7 KHKI-F <	5 KJYY-F <	7 KSTZ-F <
7 KMXD-F >	8 KLTJ-F	7 KKDM-F	8 KKDM-F <	8 KRKO-F	8 KRKO-F	8 KLTJ-F	8 KLTJ-F	8 KLTJ-F	8 KHKI-F <	8 KMXD-F <
8 WHO	8 WHO	8 WHO	9 KLTJ-F <	9 KLTJ-F <	9 KMXD-F	9 KMXD-F	9 KMXD-F <	9 KMXD-F <	9 KGGO-F >	9 KLTJ-F <
8 KMXD-F	8 KMXD-F	8 KMXD-F								

Wom 18-24	Wom 18-34	Wom 25-34	Wom 18-49	Wom 25-54	Men 18-24	Men 18-34	Men 25-34	Men 18-49	Men 25-54	12+ Ovrnite
1 KKDM-F >>	1 KKDM-F	1 KSTZ-F	1 KSTZ-F <	1 KIOA-F <	1 KAZR-F	1 KAZR-F	1 KGGO-F >	1 KGGO-F >	1 KGGO-F	1 WHO >>>
2 KSTZ-F	2 KSTZ-F >	2 KGGO-F	2 KKDM-F	2 KSTZ-F	2 KKDM-F	2 KGGO-F	2 KAZR-F	2 KAZR-F	2 WHO >	2 KIOA-F
3 KLTJ-F	3 KHKI-F	2 KMXD-F	3 KLTJ-F	3 KLTJ-F <	3 KSTZ-F	3 KKDM-F	3 KSTZ-F	3 WHO <	3 KIOA-F <	3 KJYY-F
4 KHKI-F >	4 KLTJ-F	4 KHKI-F	4 KIOA-F <	4 KJYY-F <	4 KIOA-F	4 KSTZ-F >	3 KKDM-F >	4 KKDM-F	4 KRKO-F	3 KKDM-F
4 KGGO-F	4 KJYY-F	5 KJYY-F	5 KJYY-F	5 KMXD-F	5 KJYY-F >	5 KJYY-F	5 KHKI-F	5 KRKO-F <	5 KAZR-F	5 KGGO-F
4 KMXD-F	4 KKDM-F	5 KMXD-F <	6 KHKI-F	6 KCCQ-F	6 KCCQ-F	6 KIOA-F	5 KJJC-F	6 KIOA-F <	6 KKDM-F	
		7 KHKI-F	7 KGGO-F <	6 KGGO-F	7 KHKI-F	5 KJYY-F	7 KSTZ-F	7 KSTZ-F	7 KHKI-F	
				6 KRKO-F >>			8 KHKI-F	8 KHKI-F	7 KJYY-F	
							8 KJYY-F			

Other Rated Stations				Metro Share	Cume Rating	TSA AQH Cume	Other Rated Stations--Outside Market				Metro Share	Cume Rating	TSA AQH Cume		
KDLS	C/O	1310	Perry	0.5	0.7	4	38	KWMT	C	540	Fort Dodge	0.5	0.9	26	351
KDLS-F	C	105.5	Perry	0.5	0.8	3	47	KXIA-F	C	101.1	Marshalltown	0.7	1.4	25	359
KLRX-F	CL HITS	96.1	Madrid	0.7	1.4	7	79								
KWKY	REL	1150	Des Moines	1.0	1.7	7	115								
KXTK	O	940	Des Moines	0.7	1.3	4	62								
KZZQ-F	REL-CC	99.5	Winterset	1.0	2.4	6	108								

DES MOINES

Consolidation Report	12+	25-54	Revenue	Format Performance	AM	FM	Total	%	Yr. Ago
Barnstable, pend. KBGG-AM, KGGO-FM, KHKI-FM, KJJY-FM, KRKO-FM	24.0 %	29.3 %	29.0 %	AC	0 (0)	29 (1)	29 (1)	5.3 %	4.1 %
Clear Channel KASI-AM, KCCO-FM, KDMI-AM, KKDM-FM, KLYF-FM, KMXD-FM, WHO-AM	29.1 %	24.7 %	42.0 %	AOR/Classic/NR	0 (0)	106 (4)	106 (4)	19.3 %	18.0 %
Saga KAZR-FM, KIOA-FM, KLTi-FM, KRNT-AM, KSTZ-FM, KXTK-AM	30.3 %	31.0 %	29.0 %	Black/Urban	0 (0)	0 (0)	0 (0)	0.0 %	0.0 %
	83.4 %	85.0 %	100.0 %	CHR	0 (0)	100 (2)	100 (2)	18.2 %	18.8 %
				Classical	0 (0)	0 (0)	0 (0)	0.0 %	0.0 %
				Country	6 (2)	87 (4)	93 (6)	16.9 %	16.5 %
				Full Service	67 (1)	0 (0)	67 (1)	12.2 %	14.1 %
				Hispanic	0 (0)	0 (0)	0 (0)	0.0 %	0.0 %
				Jazz	0 (0)	0 (0)	0 (0)	0.0 %	0.0 %
				News/Talk	0 (0)	0 (0)	0 (0)	0.0 %	0.6 %
				Oldies	4 (1)	59 (2)	63 (3)	11.5 %	11.3 %
				Others/Unknown	0 (0)	0 (0)	0 (0)	0.0 %	0.0 %
				Religion/Gospel	6 (1)	6 (1)	12 (2)	2.2 %	1.7 %
				Soft AC	0 (0)	47 (2)	47 (2)	8.5 %	9.2 %
				Sports	0 (0)	9 (1)	9 (1)	1.6 %	1.1 %
				Standards/EZ	24 (1)	0 (0)	24 (1)	4.4 %	4.7 %
				Totals	107 (6)	443 (17)	550 (23)		

AM Stations

KRNT	1350	5 kw (DA-N)	Standards	CBS, Westwd	\$<20.00	Katz	Saga	Des Moines
WHO	1040	50 kw	Full Service	ABC, Westwd, Tiknt	\$110.00	Christal	Clear Channel	Des Moines

FM Stations

KAZR	103.3	100 kw @ 745	AOR		\$22.00	Katz	Saga	Pella
KCCO	105.1	25 kw @ 328	New Rock		\$ NA	Christal	Clear Channel	Ames
KGGO	94.9	100 kw @ 1066	AOR		\$65.00	Eastman	Barnstable, pend.	Des Moines
KHKI	97.3	115 kw @ 450	Country		\$<20.00	Eastman	Barnstable, pend.	Des Moines
KIOA	93.3	100 kw @ 1056	Oldies	ABC	\$55.00	Katz	Saga	Des Moines
KJJC	106.9	27 kw @ 650	Sports	ESPN	\$ NA	Farmakis		Osceola
KJJY	92.5	41 kw @ 541	Country		\$70.00	D&R	Barnstable	Ankeny
KKDM	107.5	23 kw @ 722	CHR	Westwd	\$29.00	Christal	Clear Channel	Des Moines
KLTi	104.1	100 kw @ 1010	Soft AC		\$<20.00	Katz	Saga	Ames
KLYF	106.3	18 kw @ 328	Soft AC		\$<20.00	Christal	Clear Channel	Ankeny
KMXD	100.3	100 kw @ 1700	AC/CHR		\$47.00	Christal	Clear Channel	Des Moines
KRKO	98.3	50 kw @ 492	Classic AOR		\$<20.00	D&R	Barnstable	Boone
KSTZ	102.5	100 kw @ 1260	CHR/VAC		\$46.00	Katz	Saga	Des Moines

Notes:

DETROIT

Arbitron Rank: 7	Pop (12+): 3,826,600	Stations: 33 / 30	Last Year's Revenue: \$237,200,000
MSA Rank: 6		Diaries: 4,300 / 890:1 / 50.2%	Household Income: \$51,849
MSA Pop: 4,890,000		Sample Target: 4,360	Total Retail Sales: \$47.8 Bil.
DMA: 9		% Below Line: 0.7	#1 Biller: WNIC-F \$23,900,000
Average Persons Rating: 16.5		% Not Listed: 12.4	#1 Billing Portfolio
Market TSL In Hours: 21.75		Pop per Station: 127,553	Clear Channel \$77,000,000

12+ Metro	Format	Spring 00 1/4 Share	Win 00	Fall 99	Sum 99	Spg 99	4-Book Avg.	12+ Metro Cume / Rtg.	Fall 99	Spg 99	12+ TSA AQH / Cume	Revenue Level
1	WNIC-F	489 / 7.7	7.9	7.2	6.8	7.1	7.4	6260 / 16.4	14.7	15.6	506 / 6633	K WNIC-F
2	WJLB-F	361 / 5.7	5.7	5.2	6.8	7.0	5.9	5206 / 13.6	13.8	15.9	379 / 5748	K WJLB-F
3	WVMV-F	352 / 5.6	4.4	4.7	4.5	4.6	4.8	4117 / 10.8	10.5	10.9	370 / 4394	H WVMV-F
4	WYCD-F	348 / 5.5	4.4	4.8	3.2	2.8	4.5	4730 / 12.4	11.7	8.8	368 / 5102	H WYCD-F
5	WRIF-F	338 / 5.4	4.8	4.5	4.9	5.2	4.9	4741 / 12.4	11.6	12.8	375 / 5548	I WRIF-F
6	WJR	318 / 5.0	5.3	5.5	5.3	6.3	5.3	5928 / 15.5	16.9	18.0	403 / 7585	K WJR
7	WOMC-F	317 / 5.0	5.1	5.4	5.7	5.4	5.3	5463 / 14.3	14.8	15.9	333 / 5831	K WOMC-F
8	WWJ	310 / 4.9	5.6	5.7	5.3	4.7	5.4	6866 / 17.9	17.6	18.0	324 / 7309	K WWJ
9	WORO-F	292 / 4.6	4.8	4.3	4.8	4.1	4.6	6405 / 16.7	15.3	14.8	310 / 6955	G WORO-F
10	WCSX-F	236 / 3.7	3.8	3.6	4.2	4.2	3.8	4193 / 11.0	10.1	11.2	252 / 4585	I WCSX-F
11	WKQI-F	228 / 3.6	2.7	2.8	2.9	3.1	3.0	5769 / 15.1	12.9	14.4	251 / 6468	I WKQI-F
12	WOTJ-F	204 / 3.2	3.7	3.1	3.9	4.1	3.5	4363 / 11.4	10.5	13.0	222 / 4813	F WOTJ-F
13	CIMX-F	179 / 2.8	2.1	2.5	2.5	2.1	2.5	3494 / 9.1	9.5	8.4	202 / 4096	CIMX-F
14	WWWWW-F	176 / 2.8	2.6	2.5	3.2	3.5	2.8	3588 / 9.4	8.1	9.2	188 / 3901	H WWWWW-F
15	WMXD-F	171 / 2.7	3.3	3.5	3.1	3.8	3.2	3047 / 8.0	8.4	9.3	176 / 3142	H WMXD-F
16	CKWW	157 / 2.5	2.4	2.3	2.2	2.4	2.3	1950 / 5.1	4.6	5.9	159 / 1995	CKWW
17	WGRV-F	155 / 2.5	2.0	3.1	3.0	2.1	2.6	3017 / 7.9	7.7	7.2	170 / 3273	F WGRV-F
18	WXYT	131 / 2.1	3.0	2.9	2.7	2.5	2.7	2166 / 5.7	9.1	5.8	135 / 2239	I WXYT
19	WKRK-F	124 / 2.0	1.9	1.6	1.3	1.1	1.7	2253 / 5.9	4.9	4.7	140 / 2584	F WKRK-F
20	WPLT-F	120 / 1.9	2.3	2.2	2.1	2.4	2.1	3507 / 9.2	9.9	11.0	131 / 3987	F WPLT-F
21	WDFN	86 / 1.4	1.3	1.8	1.5	1.4	1.5	1561 / 4.1	4.9	3.9	95 / 1743	G WDFN
22	WGPR-F	73 / 1.2	1.1	0.8	1.3	1.5	1.1	1375 / 3.6	3.4	5.1	74 / 1483	O WGPR-F

12+ FM Share (Metro): 79.03% (4367 of 5526) (Spring 99: 76.81%)

Teens	18-34	18-49	25-49	25-54	35+	12+ AMD	12+ Mid	12+ PMD	12+ Eve	12+ Wknd
1	WORO-F	1 WRIF-F	1 WRIF-F	1 WNIC-F	1 WNIC-F	1 WNIC-F	1 WRIF-F	1 WNIC-F	1 WNIC-F	1 WJLB-F
2	WJLB-F	2 WJLB-F	2 WNIC-F	2 WRIF-F	2 WRIF-F	2 WJR	2 WNIC-F	2 WVMV-F	2 WNIC-F	2 WNIC-F
3	WDTJ-F	3 WDRQ-F	3 WJLB-F	3 WVMV-F	3 WVMV-F	3 WVMV-F	3 WWJ	3 WYCD-F	2 WJLB-F	3 WDTJ-F
4	CIMX-F	4 CIMX-F	4 WVMV-F	4 WCSX-F	4 WOMC-F	3 WWJ	4 WJLB-F	4 WOMC-F	4 WORO-F	3 WORO-F
5	WKQI-F	5 WNIC-F	4 WYCD-F	5 WYCD-F	4 WYCD-F	5 WOMC-F	5 WJR	5 WJR	5 WYCD-F	5 WVMV-F
6	WKQI-F	6 WCSX-F	6 WJLB-F	4 WCSX-F	6 WYCD-F	6 WOMC-F	6 WOMC-F	6 WRIF-F	6 WOMC-F	6 WRIF-F
7	WYCD-F	7 WKQI-F	7 WKQI-F	7 WJLB-F	7 WCSX-F	7 WCSX-F	7 WYCD-F	7 WJR	7 WCSX-F	7 WNIC-F
8	WDTJ-F	8 WORO-F	8 WWWW-F	8 WKQI-F	8 CKWW	8 WORO-F	8 WJLB-F	7 WWJ	8 WJR	8 WWJ
9	WPLT-F	9 WOMC-F	9 WOMC-F	9 WWWW-F	9 WMXD-F	8 WVMV-F	9 WKQI-F	9 WRIF-F	9 WWJ	9 WRIF-F
10	WWWW-F	9 WWWW-F	10 WMXD-F	10 WMXD-F	9 WRIF-F	10 WMXD-F	10 WWJ	10 WKQI-F	10 CIMX-F	10 WCSX-F

Wom 18-24	Wom 18-34	Wom 25-34	Wom 18-49	Wom 25-54	Men 18-24	Men 18-34	Men 25-34	Men 18-49	Men 25-54	12+ Ovrnite
1	WORO-F	1 WNIC-F	1 WNIC-F	1 WNIC-F	1 WJLB-F	1 WRIF-F	1 WRIF-F	1 WRIF-F	1 WRIF-F	1 WWJ
2	WJLB-F	2 WNIC-F	2 WJLB-F	2 WKQI-F	2 WVMV-F	2 WRIF-F	2 WJLB-F	2 WJLB-F	2 WOMC-F	2 WJLB-F
3	WNIC-F	3 WJLB-F	2 WKQI-F	3 WORO-F	3 WKQI-F	3 CIMX-F	3 WDFN	3 WCSX-F	3 WCSX-F	3 WVMV-F
4	WDTJ-F	4 WKQI-F	4 WORO-F	4 WJLB-F	4 WYCD-F	4 WDTJ-F	4 WDTJ-F	4 WYCD-F	4 WVMV-F	4 WDTJ-F
5	WKQI-F	5 WYCD-F	5 WYCD-F	5 WVMV-F	5 WJLB-F	5 WORO-F	5 WYCD-F	5 CIMX-F	5 WVMV-F	5 WYCD-F
6	CIMX-F	6 WDTJ-F	6 WWWW-F	6 WYCD-F	6 WOMC-F	6 WKRK-F	6 WKRK-F	6 WPLT-F	6 WKRK-F	6 WNIC-F
7	WYCD-F	7 WRIF-F	7 WVMV-F	7 WCSX-F	7 WCSX-F	7 WYCD-F	7 WORO-F	7 WKRK-F	6 CIMX-F	6 WWWW-F
8	WRIF-F	7 WVMV-F	8 WPLT-F	8 WMXD-F	8 WMXD-F	8 WKQI-F	8 WDFN	8 WWWW-F	8 WOMC-F	6 WJLB-F
9	WVMV-F	9 CIMX-F	9 WRIF-F	9 WWWW-F	9 WORO-F	9 WPLT-F	9 WCSX-F	9 WWWW-F	9 WWJ	9 WWJ
10	WPLT-F	10 WWWW-F	10 WCSX-F	10 WOMC-F	10 WWWW-F	10 WKQI-F	10 WDTJ-F	10 WDFN	10 WJR	

DETROIT

Other Rated Stations				Metro Share	Cume Rating	TSA AQH Cume
CIDR-F	AOR-P	93.9	Windsor, ON	0.7	3.9	51 1848
CKLW	N/T	800	Windsor, ON	0.4	1.8	32 813
WCHB	B/G	1200	Taylor, MI	0.7	1.9	45 762
WDMK-F	B/AC	102.7	Mt. Clemens	0.7	2.9	46 1166
WEXL	G	1340	Royal Oak, MI	0.5	1.6	31 605
WMUZ-F	REL-CC	103.5	Detroit	0.8	3.1	55 1312
WQBH	B	1400	Detroit	0.9	2.1	54 806
WSAQ-F	C	107.1	Port Huron	0.3	0.8	21 341

Consolidation Report	12+	25-54	Revenue
ABC WDRO-FM, WJR-AM, WPLT-FM	11.5 %	8.8 %	14.4 %
CBS/Infinity WKRK-FM, WOMC-FM, WVMV-FM, WWJ-AM, WXYT-AM, WYCD-FM	25.1 %	25.1 %	31.9 %
CHUM, Ltd. CIDR-FM, CIMX-FM, CKLW-AM, CKWW-AM	6.4 %	3.7 %	1.7 %
Clear Channel WDFN-AM, WJLB-FM, WKQI-FM, WMXD-FM, WNIC-FM, WWWW-FM, WYUR-AM	23.9 %	27.5 %	32.5 %
Greater Media WCSX-FM, WGRV-FM, WRIF-FM	11.6 %	15.7 %	13.2 %
Radio One WCHB-AM, WDMK-FM, WDTJ-FM	4.6 %	3.4 %	3.7 %
	83.2 %	84.2 %	97.4 %

Other Rated Stations--Outside Market				Metro Share	Cume Rating	TSA AQH Cume
WKKO-F	C	99.9	Toledo, OH	0.3	0.8	87 1165
WTWR-F	CHR	98.3	Monroe, MI	0.4	1.0	39 936

Format Performance	AM	FM	Total	%	Yr. Ago
AC	0 (0)	609 (2)	609 (2)	11.0 %	14.8 %
AOR/Classic/NR	0 (0)	973 (5)	973 (5)	17.6 %	14.2 %
Black/Urban	54 (1)	1009 (6)	1063 (7)	19.2 %	21.0 %
CHR	0 (0)	544 (3)	544 (3)	9.8 %	4.7 %
Classical	0 (0)	0 (0)	0 (0)	0.0 %	0.0 %
Country	0 (0)	389 (3)	389 (3)	7.0 %	7.2 %
Full Service	318 (1)	0 (0)	318 (1)	5.8 %	7.2 %
Hispanic	0 (0)	0 (0)	0 (0)	0.0 %	0.0 %
Jazz	0 (0)	352 (1)	352 (1)	6.4 %	5.2 %
News/Talk	469 (3)	124 (1)	593 (4)	10.7 %	9.9 %
Oldies	0 (0)	317 (1)	317 (1)	5.7 %	6.1 %
Others/Unknown	0 (0)	0 (0)	0 (0)	0.0 %	0.0 %
Religion/Gospel	75 (2)	50 (1)	125 (3)	2.3 %	3.3 %
Soft AC	0 (0)	0 (0)	0 (0)	0.0 %	1.1 %
Sports	86 (1)	0 (0)	86 (1)	1.6 %	1.6 %
Standards/EZ	157 (1)	0 (0)	157 (1)	2.8 %	3.8 %
Totals	1159 (9)	4367 (23)	5526 (32)		

AM Stations

Station	Power	Frequency	Format	Advertiser	Agency	Product	City
CKWW	580	0.5 kw (DA-1)	Standards	Westwd	\$50.00	D&R	Windsor, ON
WDFN	1130	50 kw/10 kw (DA-2)	Sports	Westwd. ABC	\$125.00	Katz	Detroit
WJR	760	50 kw	Full Svc./Talk	ABC	\$260.00	ABC	Detroit
WWJ	950	12 kw/50 kw (DA-2)	News	CBS	\$210.00	CBS	Detroit
WXYT	1270	5 kw (DA-N)	Talk	CNN	\$154.00	Infinity	Detroit

FM Stations

Station	Power	Frequency	Format	Advertiser	Agency	Product	City
CIMX	88.7	100 kw @ 577	AOR-New Rock		\$22.00	D&R	Windsor, ON
WCSX	94.7	13.5 kw @ 950	Classic AOR	Westwd	\$150.00	Mc-Guild	Birmingham
WDRO	93.1	26.5 kw @ 668	CHR		\$130.00	ABC	Detroit
WDTJ	105.9	20 kw @ 724	Black		\$80.00	Allied	Detroit
WGPR	107.5	50 kw @ 375	Black AC		\$43.00	---	Detroit
WGRV	105.1	20 kw @ 784	Black Oldies		\$ NA	Mc-Guild	Detroit
WJLB	97.9	50 kw @ 490	Black		\$240.00	Sentry	Detroit
WKQI	95.5	100 kw @ 426	CHR	AMFM	\$184.00	Christal	Detroit
WKRY	97.1	15 kw @ 890	Talk		\$100.00	CBS	Detroit
WMXD	52.3	22 kw @ 459	Black AC	ABC, AMFM	\$140.00	Allied	Detroit
WNIC	109.3	32 kw @ 600	AC	AMFM	\$215.00	Eastman	Dearborn
WOMC	104.3	190 kw @ 360	Oldies	Westwd	\$221.00	CBS	Detroit
WPLT	95.3	20 kw @ 785	Modern AC	ABC	\$100.00	ABC	Detroit
WRIF	101.1	27 kw @ 820	AOR		\$180.00	Mc-Guild	Detroit
WVMV	53.7	50 kw @ 453	Jazz	Westwd	\$90.00	CBS	Detroit
WWWV	105.7	51 kw @ 510	Classic AOR	Westwd	\$160.00	Katz	Detroit
WYCD	93.5	17.5 kw @ 787	Country	Westwd	\$190.00	CBS	Detroit

Notes 9/00 CIDR-F changed from Progressive AOR to Adult Contemporary as "Lite Rock 93.9"

DULUTH-SUPERIOR

Arbitron Rank 219 Pop (12+) 132,700	Stations 19 / 17	Last Year's Revenue: \$7,100,000
MSA Rank: 184	Diaries: 882 / 150:1 / 65.0%	Household Income: \$38,119
MSA Pop: 237,000	Sample Target: 860	Total Retail Sales: \$1.75 Bil.
DMA: 136	% Below Line: 2.4	#1 Biller: KKCB-F \$1,400,000
Average Persons Rating: 15.7	% Not Listed: 17.3	#1 Billing Portfolio
Market TSL in Hours 20.75	Pop per Station: 7,806	Brill \$2,965,000

12+ Metro	Format	Spring 00 1/4 Share	Fall 99	Spg 99	Fall 98	Spg 98	12+ Metro Cume / Rtg	Fall 99	Spg 99	12+ TSA AQH / Cume	Revenue Level	
1	KKCB-F	C	24 / 11.5	10.0	11.1	10.0	271 / 20.5	21.9	22.2	37 / 421	C	KKCB-F
2	WWAX-FF	AC-NR	19 / 9.1	9.1	9.2	6.1	333 / 25.1	23.7	22.9	31 / 634	B	WWAX-FF
2	KQDS-F	CL AOR	19 / 9.1	8.1	5.3	5.7	223 / 16.8	18.6	15.1	29 / 419	B*	KQDS-F
4	KDAL	FS	16 / 7.7	9.5	10.6	9.6	238 / 18.0	21.5	18.9	24 / 302	B	KDAL
5	KRBR-F	AOR	14 / 6.7	6.2	6.8	6.1	240 / 18.1	20.4	21.5	21 / 485	B	KRBR-F
5	KLDJ-F	O	14 / 6.7	6.7	7.7	9.6	203 / 15.3	18.2	17.9	18 / 293	B	KLDJ-F
7	KDAL-F	AC	13 / 6.2	6.7	7.3	9.2	199 / 15.0	16.2	19.3	18 / 309	B	KDAL-F
8	WEBC	T	10 / 4.8	4.3	5.8	4.8	136 / 10.3	11.8	12.5	20 / 251	A	WEBC
9	KTCO-F	C	8 / 3.8	5.2	6.3	8.3	166 / 12.5	15.0	16.5	11 / 268	B	KTCO-F
10	KUSZ-F	AC/CHR	7 / 3.4	2.4	2.9	2.6	167 / 12.6	9.9	9.9	10 / 235	A	KUSZ-F
11	WDSM	SPRTS	6 / 2.9	2.9	2.4	2.2	94 / 7.1	10.8	4.6	7 / 112	A	WDSM
11	KZIO-F	CL HITS	6 / 2.9	3.3	4.8	4.4	103 / 7.8	8.6	9.1	8 / 144	A	KZIO-F

12+ FM Share (Metro): 73.84% (127 of 172) (Spring 99: 75.84%)

Teens	18-34	18-49	25-49	25-54	35+	12+ AMD	12+ Mid	12+ PMD	12+ Eve	12+ Wknd
1 WWAX-FF >>>	1 KRBR-F	1 KQDS-F	1 KQDS-F	1 KQDS-F	1 KKCB-F	1 KDAL	1 KKCB-F	1 KQDS-F <	1 WWAX-FF >	1 KKCB-F
2 KRBR-F >>	1 WWAX-FF	2 WWAX-FF <	2 KKCB-F	2 KKCB-F	2 KDAL	2 KKCB-F	2 KQDS-F	2 WWAX-FF	2 KRBR-F >	2 WWAX-FF
3 KQDS-F >>>	3 KKCB-F <	3 WWAX-FF	3 WWAX-FF	3 WWAX-FF	3 KLDJ-F <	3 KQDS-F	3 WWAX-FF	2 KKCB-F <	3 KKCB-F	3 KQDS-F
4 KUSZ-F	4 KRBR-F	4 KDAL-F	4 KDAL-F	3 KLDJ-F	4 KQDS-F	4 KLDJ-F <	3 KDAL-F	4 KRBR-F	3 KQDS-F	3 KDAL <
4 KDAL-F	5 KLDJ-F	4 KLDJ-F	5 KDAL-F	5 WEBC	5 WWAX-FF	5 WWAX-FF	5 KLDJ-F <	5 KDAL-F <	5 KTCO-F >	5 KLDJ-F
4 KKCB-F	5 KDAL-F >	4 KRBR-F	6 KRBR-F	5 KDAL-F >	5 WEBC <	6 KDAL	6 KDAL	6 KLDJ-F >	6 KUSZ-F	6 KRBR-F
		7 KUSZ-F >	7 KUSZ-F	7 WWAX-FF	7 KRBR-F <	7 WEBC	7 KTCO-F	7 KTCO-F	6 WEBC	7 KDAL-F
			8 KTCO-F	8 KTCO-F	8 KDAL-F >	8 KRBR-F	8 KRBR-F	6 KDAL	6 KDAL	7 KTCO-F
				8 KZIO-F						

Wom 18-24	Wom 18-34	Wom 25-34	Wom 18-49	Wom 25-54	Men 18-24	Men 18-34	Men 25-34	Men 18-49	Men 25-54	12+ Ovrite
1 WWAX-FF >>>	1 WWAX-FF >	1 WWAX-FF >	1 WWAX-FF	1 KKCB-F	1 KRBR-F >>>	1 KRBR-F >	1 KRBR-F	1 KQDS-F >	1 KQDS-F >>	1 KDAL
2 KTCO-F	2 KDAL-F	2 KQDS-F	2 KKCB-F	2 WWAX-FF	2 WWAX-FF	2 KQDS-F >	1 KQDS-F >>	2 KRBR-F >	2 KKCB-F	1 WEBC
2 KRBR-F	2 KUSZ-F >	2 KDAL-F	3 KDAL-F	2 KDAL-F	2 KKCB-F	3 WWAX-FF >	3 WWAX-FF >>	3 KKCB-F	2 KLDJ-F	3 KRBR-F >>
	4 KRBR-F	2 KKCB-F	4 KQDS-F	4 KLDJ-F	2 KLDJ-F	4 WDSM		4 WWAX-FF	2 KRBR-F >	
	4 KKCB-F	2 KUSZ-F >>	5 KUSZ-F	5 KQDS-F	2 KQDS-F	4 KKCB-F >		4 KLDJ-F	5 WDSM	
	4 KQDS-F >>		6 KLDJ-F >	5 KUSZ-F >>				6 WDSM	5 WWAX-FF >	

Other Rated Stations				Metro Share	Cume Rating	TSA AQH Cume	Other Rated Stations--Outside Market				Metro Share	Cume Rating	TSA AQH Cume
KQDS	ST	1490	Duluth	1.9	3.2	4 42	WKLK	ST	1230	Cloquet, MN	1.9	4.0	4 74
KXTP	KIDS	970	Superior	0.5	3.8	1 63	WTBX-F	CHR/AC	93.9	Hibbing, MN	0.5	1.3	12 345
WNXR-F	O	107.3	Iron River, WI	0.5	3.8	4 114							
WWJC	REL	850	Duluth	1.9	1.2	4 16							

DULUTH-SUPERIOR

Consolidation Report			12+	25-54	Revenue	Format Performance		AM	FM	Total	%	Yr. Ago
Brill	26.4 %	27.3 %	41.6 %	AC	0	(0)	40	(4)	40	(4)	23.3 %	19.1 %
KKCB-FM, KLDJ-FM, KUSZ-FM, WEBC-AM				AOR/Classic/NR	0	(0)	33	(2)	33	(2)	19.2 %	17.4 %
Curtis Squire	23.5 %	26.5 %	20.0 %	Black/Urban	0	(0)	0	(0)	0	(0)	0.0 %	0.0 %
KAOD-FM, KBAJ-FM, KQDS-AM, KQDS-FM, KZIO-FM, WWAX-FM				CHR	0	(0)	1	(1)	1	(1)	0.6 %	0.6 %
Shockley	27.8 %	23.9 %	38.3 %	Classical	0	(0)	0	(0)	0	(0)	0.0 %	0.0 %
KDAL-AM, KDAL-FM, KRBR-FM, KTCO-FM, KXTP-AM, WDSM-AM				Country	0	(0)	32	(2)	32	(2)	18.6 %	22.5 %
	77.7 %	77.7 %	99.9 %	Full Service	16	(1)	0	(0)	16	(1)	9.3 %	12.4 %
				Hispanic	0	(0)	0	(0)	0	(0)	0.0 %	0.0 %
				Jazz	0	(0)	0	(0)	0	(0)	0.0 %	0.0 %
				News/Talk	10	(1)	0	(0)	10	(1)	5.8 %	6.7 %
				Oldies	0	(0)	21	(3)	21	(3)	12.2 %	11.2 %
				Others/Unknown	1	(1)	0	(0)	1	(1)	0.6 %	0.6 %
				Religion/Gospel	4	(1)	0	(0)	4	(1)	2.3 %	0.6 %
				Soft AC	0	(0)	0	(0)	0	(0)	0.0 %	0.6 %
				Sports	6	(1)	0	(0)	6	(1)	3.5 %	2.8 %
				Standards/EZ	8	(2)	0	(0)	8	(2)	4.7 %	5.6 %
				Totals	45	(7)	127	(12)	172	(19)		

AM Stations

Station	Freq	Power	Time	Format	Network	Revenue	Advertiser	Agency	City
KDAL	610	5 kw	(DA-N)	Full Service	CBS	\$22.00	Katz	Shockley	Duluth
WDSM	710	10 kw/5 kw	(DA-N)	Sports	WW1, ESPN	\$<20.00	Allied	Shockley	Superior
WEBC	550	5 kw	(DA-2)	Talk	ABC, Westwd	\$<20.00	Christal	Brill	Duluth

FM Stations

Station	Freq	Power	Time	Format	Network	Revenue	Advertiser	Agency	City
KBAJ	105.5	100 kw	@ 508	Simul. WWAX-F					Deer River, MN
KDAL	95.7	100 kw	@ 803	AC		\$22.00	Katz	Shockley	Duluth
KKCB	105.1	100 kw	@ 789	Country	ABC, CBS, Westwd	\$30.00	Christal	Brill	Duluth
KLDJ	101.7	1.6 kw	@ 446	Oldies		\$ NA	Christal	Brill	Duluth
KQDS	94.9	100 kw	@ 730	Classic AOR		\$28.00	Mc-Guild	Curtis Squire	Duluth
KRBR	102.5	100 kw	@ 600	AOR		\$22.00	Katz	Shockley	Superior
KTCO	98.9	100 kw	@ 600	Country		\$<20.00	Allied	Shockley	Duluth
KUSZ	107.7	0.77 kw	@ 912	Hot AC		\$ NA	--	Brill	Proctor, MN
KZIO	104.3	50 kw	@ 397	Classic Hits	ABC	\$ NA	Mc-Guild	Curtis Squire	Two Harbors, MN
WWAX	92.1	0.78 kw	@ 905	Modern AC		\$ NA	Mc-Guild	Curtis Squire	Hermantown, MN

Notes: * KQDS-F revenue level includes KQDS revenue . . . 3/00 KUSZ-F changed from Classic Hits to Modern AC (AC-NR) . . . 4/00 KZIO-F changed from Standards to Classic Hits . . . 4/00 WNXR-F changed from Soft AC to Oldies ("Oldies 107.3")

EL PASO

Arbitron Rank: 70 **Pop (12+):** 565,400
MSA Rank: 76
MSA Pop: 722,000
DMA: 83
Average Persons Rating: 16.7
Market TSL in Hours: 21.75

Stations: 32 / 28
Diaries: 1,057 / 535:1 / 50.1%
Sample Target: 1,070
% Below Line: 7.5
% Not Listed: 10.1
Pop per Station: 20,193

Last Year's Revenue: \$20,800,000
Household Income: \$31,669
Total Retail Sales: \$5.5 Bil.
#1 Biller: KBNA-AF \$4,100,000
#1 Billing Portfolio
 Clear Channel \$6,280,000

12+ Metro	Format	Spring 00 1/4 Share	Win 00	Fall 99	Sum 99	Spg 99	4-Book Avg.	12+ Metro Cume / Rtg.	Fall 99	Spg 99	12+ TSA AQH / Cume	Revenue Level		
1	KPRR-F	CHR/U	143 / 15.1	15.9	15.0	16.3	15.9	15.6	1986 / 35.1	36.6	36.0	163 / 2294	D	KPRR-F
2	KLAQ-F	AOR	86 / 9.1	12.0	11.3	12.1	10.3	11.1	1348 / 23.8	25.3	23.4	110 / 1638	E	KLAQ-F
3	KBNA-AF	SP-C	78 / 8.2	11.1	11.5	11.8	11.6	10.7	1262 / 22.3	25.5	25.7	91 / 1440	F	KBNA-AF
4	KTSM-F	SAC	62 / 6.6	9.0	8.2	6.5	6.6	7.6	883 / 15.6	17.9	18.0	71 / 1109	C	KTSM-F
5	KSII-F	AC	54 / 5.7	6.4	7.6	6.2	6.8	6.5	1016 / 18.0	20.0	21.0	69 / 1404	D	KSII-F
6	KINT-F	SP-C	52 / 5.5	5.8	5.0	4.7	5.1	5.2	882 / 15.6	14.7	13.9	99 / 1254	C*	KINT-F
7	KOFX-F	O	47 / 5.0	6.0	5.3	5.8	5.7	5.5	847 / 15.0	12.6	17.1	53 / 962	C	KOFX-F
8	XEPR-F	CL AOR	46 / 4.9	1.5					759 / 13.4			46 / 759		XEPR-F
9	XHH-F	SP-C	44 / 4.7	3.2	3.5	3.0	3.5	3.6	631 / 11.2	10.1	11.6	44 / 645		XHH-F
10	KATH-F	C	32 / 3.4	2.4	2.5	3.3	4.1	2.9	562 / 9.9	8.6	10.0	33 / 633	B	KATH-F
11	KHEY-F	C	30 / 3.2	3.6	2.4	4.2	3.6	3.3	603 / 10.7	8.9	10.8	35 / 714	C	KHEY-F
12	KTSM	N/T	25 / 2.6	2.3	2.4	3.6	4.0	2.7	384 / 6.8	5.3	7.5	27 / 427	B	KTSM
13	KSVE	SP	22 / 2.3	1.4	1.4	1.2	1.2	1.6	238 / 4.2	2.5	1.8	23 / 246	*	KSVE
14	KROD	T	18 / 1.9	1.3	2.1	1.7	1.9	1.8	303 / 5.4	6.1	4.7	19 / 332	A	KROD
15	XEFV	SP-C	12 / 1.3	0.7	0.9	1.6	1.1	1.1	167 / 2.9	2.6	2.4	12 / 167		XEFV
15	KELP	REL	12 / 1.3	0.6	0.4	0.7	0.5	0.7	138 / 2.4	2.0	1.4	14 / 156	A	KELP
17	KVIV	SP	11 / 1.2	1.2	1.0	0.4	1.0	0.9	59 / 1.0	1.4	2.0	16 / 74		KVIV

12+ FM Share (Metro): 83.41% (709 of 850) (Spring 99: 84.64%)

Teens	18-34	18-49	25-49	25-54	35+	12+ AMD	12+ Mid	12+ PMD	12+ Eve	12+ Wknd
1 KPRR-F >>>	1 KPRR-F	1 KPRR-F	1 KPRR-F	1 KPRR-F	1 KBNA-AF	1 KPRR-F	1 KPRR-F	1 KPRR-F >>	1 KPRR-F >>	1 KPRR-F >
2 KLAQ-F >>>	2 KLAQ-F >>	2 KLAQ-F >	2 KLAQ-F <	2 KBNA-AF <	2 KTSM-F	2 KBNA-AF	2 KTSM-F <	2 KLAQ-F	2 KLAQ-F >	2 KBNA-AF <
3 KSII-F	3 KBNA-AF <	3 KBNA-AF <	3 KTSM-F <	3 KLAQ-F <	3 KOFX-F	3 KLAQ-F >	3 KLAQ-F <	3 KTSM-F <	3 XHH-F <	3 KLAQ-F
4 KBNA-AF	4 KSII-F	4 XEPR-F	4 XEPR-F	4 KTSM-F	4 KINT-F	4 KTSM-F	4 KBNA-AF <	4 KSII-F	4 KINT-F <	4 KINT-F
5 XEPR-F <	4 KTSM-F <	4 KBNA-AF	5 XEPR-F	5 XEPR-F	5 KPRR-F <	5 KINT-F <	5 KSII-F	5 KBNA-AF <	5 KBNA-AF	5 XEPR-F <
6 XHH-F	6 XEPR-F	6 KSII-F	6 KSII-F	6 KSII-F <	6 XEPR-F <	6 KSII-F	6 KOFX-F <	6 XEPR-F <	6 XEPR-F	6 XHH-F
	7 KINT-F <	7 KINT-F	7 KINT-F	7 KINT-F	7 KTSM	7 KOFX-F <	7 XEPR-F	7 KOFX-F	7 KOFX-F	6 KOFX-F
	8 XHH-F >	8 XHH-F >	8 KOFX-F <	7 KATH-F	8 KATH-F	8 KATH-F	8 KTSM <	8 KINT-F <	8 KINT-F <	8 KTSM-F <
			9 XHH-F <	7 KSII-F <	9 XHH-F	9 KROD	9 XHH-F	9 XHH-F <	9 KINT-F	9 KSII-F >

Wom 18-24	Wom 18-34	Wom 25-34	Wom 18-49	Wom 25-54	Men 18-24	Men 18-34	Men 25-34	Men 18-49	Men 25-54	12+ Ovrnite
1 KPRR-F >>	1 KPRR-F >	1 KPRR-F	1 KPRR-F	1 KPRR-F	1 KPRR-F	1 KLAQ-F <	1 KLAQ-F >	1 KLAQ-F	1 KLAQ-F <	1 KPRR-F
2 XHH-F	2 KSII-F >	2 KSII-F >	2 KSII-F <	1 KTSM-F	2 KLAQ-F >>>	2 KPRR-F >>	2 KPRR-F	2 KPRR-F	2 XEPR-F	2 KLAQ-F >
3 KSII-F	3 KBNA-AF	3 KTSM-F	3 KTSM-F <	3 KBNA-AF <	3 KBNA-AF	3 XEPR-F	3 XEPR-F >>	3 XEPR-F >	3 KPRR-F	3 XHH-F
4 KBNA-AF	3 KLAQ-F <	4 KBNA-AF	4 KBNA-AF	4 KSII-F >	3 KOFX-F >	4 KBNA-AF >	4 KBNA-AF >	4 KBNA-AF >	4 KBNA-AF >	4 KINT-F
4 KLAQ-F >	5 XHH-F	5 KLAQ-F	5 XHH-F	5 KINT-F		5 KSII-F	5 KSII-F	5 KINT-F <	5 KOFX-F	5 XHNZ-F
	6 KTSM-F >	6 XEPR-F	6 KINT-F	6 XHH-F			5 XHH-F	6 KTSM-F	6 KINT-F	5 KVIV
		6 KINT-F	7 KLAQ-F <	7 KATH-F				7 KSVE	6 KTSM-F	
		6 XHH-F >	8 KATH-F >	7 KHEY-F <				7 KINT-F	6 KTSM-F	
								8 KTSM	8 KTSM	
								8 KSVE	8 KSVE	

Other Rated Stations				Metro Share	Cume Rating	TSA AQH	Cume	Other Rated Stations--Outside Market				Metro Share	Cume Rating	TSA AQH	Cume
KAMA	SP	750	El Paso	0.6	2.5	6	153	XEWR	SP	1110	Ciudad Juarez, MX	0.8	3.2	8	181
KHEY	SPRTS	690	El Paso	0.5	1.5	6	99	XHPX-F	SP-C	98.3	Ciudad Juarez, MX	0.4	2.4	4	138
KPAS-F	REL	103.1	Fabens	0.6	0.9	6	53								
KROL-F	REL-CC	99.5	Las Cruces, NM	0.7	3.0	14	288								
KXP	SP-C	1060	El Paso	0.4	1.1	4	71								
XEPZ	SP	1190	Ciudad Juarez, MX	0.8	1.3	8	85								
XEWG	SP-VA	1240	Ciudad Juarez, MX	0.5	1.5	5	83								
XHEM-F	SP	103.5	Ciudad Juarez, MX	0.3	1.7	3	96								
XHGU-F	SP-C	105.9	Ciudad Juarez, MX	0.5	2.6	5	149								
XHIM-F	SP	105.1	Ciudad Juarez, MX	0.4	2.1	4	126								
XHNZ-F	SP	107.5	Ciudad Juarez, MX	0.6	2.7	6	164								
XHTO-F	SP-C	104.3	Ciudad Juarez, MX	0.4	1.4	4	79								

EL PASO

Consolidation Report	12+	25-54	Revenue	Format Performance	AM	FM	Total	%	Yr. Ago
Clear Channel KHEY-AM, KHEY-FM, KPRR-FM, KTSM-AM, KTSM-FM, XEPR-FM	32.9 %	33.0 %	30.2 %	AC	0 (0)	54 (1)	54 (1)	6.4 %	7.4 %
Entravision KATH-FM, KINT-FM, KOFX-FM, KSVE-AM	16.2 %	17.2 %	18.7 %	AOR/Classic/NR	0 (0)	132 (2)	132 (2)	15.5 %	11.1 %
Hispanic KAMA-AM, KBNA-AM, KBNA-FM	9.0 %	9.7 %	20.9 %	Black/Urban	0 (0)	0 (0)	0 (0)	0.0 %	0.0 %
Regent KLAQ-FM, KROD-AM, KSII-FM	16.7 %	15.7 %	27.5 %	CHR	0 (0)	143 (1)	143 (1)	16.8 %	17.2 %
	74.8 %	75.6 %	97.3 %	Classical	0 (0)	0 (0)	0 (0)	0.0 %	0.0 %
				Country	0 (0)	62 (2)	62 (2)	7.3 %	8.3 %
				Full Service	0 (0)	0 (0)	0 (0)	0.0 %	0.0 %
				Hispanic	81 (9)	196 (9)	277 (18)	32.6 %	33.6 %
				Jazz	0 (0)	0 (0)	0 (0)	0.0 %	0.0 %
				News/Talk	43 (2)	0 (0)	43 (2)	5.1 %	6.4 %
				Oldies	0 (0)	47 (1)	47 (1)	5.5 %	6.2 %
				Others/Unknown	0 (0)	0 (0)	0 (0)	0.0 %	0.0 %
				Religion/Gospel	12 (1)	13 (2)	25 (3)	2.9 %	1.3 %
				Soft AC	0 (0)	62 (1)	62 (1)	7.3 %	7.2 %
				Sports	5 (1)	0 (0)	5 (1)	0.6 %	0.8 %
				Standards/EZ	0 (0)	0 (0)	0 (0)	0.0 %	0.4 %
				Totals	141 (13)	709 (19)	850 (32)		

AM Stations

KBNA	920	1 kw/0.5 kw (DA-N)	Simul. KBNA-F					El Paso
KELP	1590	5 kw/0.8 kw (DA-2)	Religion	\$ NA	---	KROL-F		El Paso
KROD	600	5 kw (DA-N)	Talk	CBS, SRN	\$ < 20.00	Mc-Guild	Regent	El Paso
KSVE	1150	5 kw/0.38 kw	Hispanic-News/Talk	Unica	\$ NA	Caballero	Entravision	El Paso
KTSM	1380	5 kw/0.5 kw	News/Talk	Talknt, ABC, Westwd	\$ 25.00	Cir Chnl	Clear Channel	El Paso
KVIV	1340	1 kw	Hispanic		\$ 17.00	Lotus		El Paso

FM Stations

KATH	94.7	100 kw @ 1194	Country	\$ 26.00	Katz	Entravision		El Paso
KBNA	97.5	100 kw @ 1088	Hispanic Contemp.	\$ 64.00	Katz Hisp.	Hispanic		El Paso
KHEY	95.3	100 kw @ 1388	Country	ABC	\$ 52.00	Cir Chnl	Clear Channel	El Paso
KINT	93.9	100 kw @ 1420	Hispanic Contemp.	\$ 31.00	Caballero	Entravision		El Paso
KLAQ	95.5	100 kw @ 1388	AOR	\$ 55.00	Mc-Guild	Regent		El Paso
KOFX	92.3	100 kw @ 1860	Oldies	\$ 33.00	Katz	Entravision		El Paso
KPRR	102.1	100 kw @ 1190	CHR/Urban	\$ 50.00	Cir Chnl	Clear Channel		El Paso
KSII	93.1	100 kw @ 1420	AC	\$ 22.00	Mc-Guild	Regent		El Paso
KTSM	99.9	100 kw @ 1820	Soft AC	\$ 35.00	Cir Chnl	Clear Channel		El Paso
XEPR	99.1	50 kw @ 1115	Classic Rock	\$ NA	Cir Chnl	LMA to Cir Chnt		Ciudad Juarez, MX
XHH	100.7	100 kw @ 249	Hispanic Contemp.	\$ 22.00	Caballero			Ciudad Juarez, MX

Notes * KINT-FM revenue level includes KSVE . . . Facilities of Mexican stations are not verified . . . 8/00 KATH-F changed from Country to Classic Hits as KHRO-F; it is using the HERO (High-Energy Rock Oldies) program service

ERIE

Arbitron Rank 156	Pop (12+): 231,300	Stations 15 / 12	Last Year's Revenue: \$9,600,000
MSA Rank: 166		Diaries: 700 / 330:1 / 61.5%	Household Income: \$42,024
MSA Pop: 280,000		Sample Target: 680	Total Retail Sales: \$3.0 Bil.
DMA: 141		% Below Line: 2.9	#1 Biller: WXKC-F \$1,550,000
Average Persons Rating: 14.7		% Not Listed: 13.3	#1 Billing Portfolio
Market TSL in Hours 20.00		Pop per Station: 19.275	NextMedia, pend. \$6,270,000

12+ Metro	Format	Spring 00 1/4 Share	Fall 99	Spg 99	Fall 98	Spg 98	12+ Metro Cume / Rtg	Fall 99	Spg 99	12+ TSA AQH / Cume	Revenue Level	
1	WRTS-F	CHR 57 / 16.8	19.3	17.0	14.6	11.8	813 / 35.1	34.4	35.1	83 / 1162	C	WRTS-F
2	WRKT-F	AOR 49 / 14.4	11.8	12.6	12.8	11.8	606 / 26.2	21.8	23.9	56 / 696	C	WRKT-F
3	WXKC-F	AC 38 / 11.2	10.8	7.9	11.3	10.7	577 / 24.9	20.7	19.9	39 / 619	C	WXKC-F
4	WFGO-F	O 37 / 10.9	6.9	9.1	11.0	10.1	576 / 24.9	20.1	21.1	39 / 674	C	WFGO-F
5	WXTA-F	C 31 / 9.1	9.9	12.9	10.3	12.7	427 / 18.5	18.2	21.6	33 / 496	C	WXTA-F
6	WRIE	ST 21 / 6.2	5.7	6.6	4.6	4.8	253 / 10.9	9.1	9.7	21 / 253	A	WRIE
7	WJET-F	AC-NR 14 / 4.1	7.2	6.0	7.6	10.1	399 / 17.3	21.0	20.1	17 / 488	B	WJET-F
8	WLKK	T 11 / 3.2	3.3	4.4	4.6	4.8	177 / 7.7	9.9	8.7	11 / 177	A	WLKK

12+ FM Share (Metro): 85.37% (251 of 294) (Spring 99: 83.94%)

Teens	18-34	18-49	25-49	25-54	35+	12+ AMD	12+ Mid	12+ PMD	12+ Eve	12+ Wknd
1 WRTS-F >>>	1 WRTS-F	1 WRKT-F	1 WRKT-F	1 WRKT-F	1 WFGO-F <	1 WRTS-F	1 WRTS-F	1 WRTS-F	1 WRTS-F	1 WRTS-F
2 WRKT-F >	2 WRKT-F	2 WRTS-F >	2 WRTS-F	2 WRTS-F	2 WRKT-F <	2 WRKT-F	2 WXKC-F <	2 WRKT-F	2 WRKT-F	2 WRKT-F >
	3 WXTA-F	3 WXKC-F	3 WXKC-F	3 WXKC-F	3 WXKC-F	3 WXKC-F <	3 WRKT-F	3 WXKC-F	3 WFGO-F	3 WFGO-F <
	4 WXKC-F	4 WXTA-F <	4 WXTA-F	4 WFGO-F	4 WRTS-F <	4 WFGO-F	4 WFGO-F	4 WFGO-F	4 WFGO-F <	4 WXKC-F
	5 WJET-F	5 WFGO-F >	5 WFGO-F >>	5 WXTA-F >>	5 WRIE	5 WXTA-F >	5 WXTA-F	5 WXTA-F >	5 WRIE	5 WXKC-F
									6 WXTA-F >	6 WRIE

Wom 18-24	Wom 18-34	Wom 25-34	Wom 18-49	Wom 25-54	Men 18-24	Men 18-34	Men 25-34	Men 18-49	Men 25-54	12+ Ovrnite
1 WRTS-F >>	1 WRTS-F >>	1 WRTS-F	1 WRTS-F >>	1 WRTS-F	1 WRKT-F	1 WRKT-F >>	1 WRKT-F >>	1 WRKT-F >>>	1 WRKT-F >>>	1 WFGO-F
2 WXTA-F >	2 WXTA-F	2 WXKC-F	2 WXKC-F	2 WXKC-F >	1 WFGO-F >	2 WRTS-F	2 WRTS-F >	2 WRTS-F	2 WRTS-F	2 WRKT-F
3 WJET-F	3 WXKC-F >	3 WXTA-F >>	3 WXTA-F	3 WXTA-F	3 WZPR-F	3 WXTA-F	3 WXTA-F	2 WFGO-F	2 WFGO-F <	3 WRTS-F >
3 WFGO-F >	4 WJET-F	4 WRKT-F >	4 WRKT-F	4 WRKT-F	3 WXTA-F	3 WJET-F	4 WXKC-F	4 WXTA-F	4 WXKC-F >	
		5 WJET-F >		4 WFGO-F >>	3 WJET-F >	5 WFGO-F >	4 WJET-F >	4 WXKC-F >		

Other Rated Stations				Metro Share	Cume Rating	TSA AQH Cume	Format Performance	AM	FM	Total	%	Yr. Ago
WCTL-F	REL	106.3	Union City	2.4	6.1	9 163	AC	0 (0)	56 (3)	56 (3)	19.0 %	17.2 %
WFNN	SPRIS	1330	Erie	2.1	6.3	7 147	AOR/Classic/NR	0 (0)	55 (3)	55 (3)	18.7 %	17.5 %
WPSE	N/T	1450	Erie	1.2	3.4	4 80	Black/Urban	0 (0)	0 (0)	0 (0)	0.0 %	0.0 %
WZPR-F	C	100.3	Meadville	2.1	4.8	53 507	CHR	0 (0)	57 (1)	57 (1)	19.4 %	19.7 %

Other Rated Stations--Outside Market				Metro Share	Cume Rating	TSA AQH Cume	Format Performance	AM	FM	Total	%	Yr. Ago
CFPL-F	AOR	95.9	London, ON	1.2	2.7	6 103	Classical	0 (0)	0 (0)	0 (0)	0.0 %	0.0 %
WMDE-F	CL AOR	94.3	Saegertown, PA	0.6	2.3	21 179	Country	0 (0)	38 (2)	38 (2)	12.9 %	16.4 %
WREO-F	AC	97.1	Ashtabula, OH	1.2	3.8	12 288	Full Service	0 (0)	0 (0)	0 (0)	0.0 %	0.0 %
							Hispanic	0 (0)	0 (0)	0 (0)	0.0 %	0.0 %
							Jazz	0 (0)	0 (0)	0 (0)	0.0 %	0.0 %
							News/Talk	15 (2)	0 (0)	15 (2)	5.1 %	8.4 %
							Oldies	0 (0)	37 (1)	37 (1)	12.6 %	10.6 %
							Others/Unknown	0 (0)	0 (0)	0 (0)	0.0 %	0.0 %
							Religion/Gospel	0 (0)	8 (1)	8 (1)	2.7 %	2.6 %
							Soft AC	0 (0)	0 (0)	0 (0)	0.0 %	0.0 %
							Sports	7 (1)	0 (0)	7 (1)	2.4 %	0.0 %
							Standards/EZ	21 (1)	0 (0)	21 (1)	7.1 %	7.7 %
							Totals	43 (4)	251 (11)	294 (15)		

Consolidation Report	12+	25-54	Revenue
NextMedia, pend. WFGO-FM, WFNN-AM, WJET-FM, WLKK-AM, WRKT-FM, WRTS-FM	51.5 %	55.0 %	65.3 %
Regent WRIE-AM, WXKC-FM, WXTA-FM	26.5 %	25.7 %	31.7 %
	78.0 %	80.7 %	97.0 %

ERIE

AM Stations

WLKK	1400	1 kw	Talk	Westwd, CNN, ABC	\$<20.00	—	NextMedia, pend.	Erie
WRIE	1260	5 kw (DA-2)	Standards	Jones, CNN	\$<20.00	Christal	Regent	Erie

FM Stations

WFGO	94.7	1.1 kw @ 538	Oldies		\$26.00	Allied	NextMedia, pend.	Erie
WJET	102.3	1.7 kw @ 613	Modern AC		\$31.00	Allied	NextMedia, pend.	Erie
WRKT	100.9	4.2 kw @ 797	AOR		\$31.00	Eastman	NextMedia, pend.	North East
WRTS	103.7	50 kw @ 500	CHR		\$21.00	Eastman	NextMedia, pend.	Erie
WXKC	99.9	50 kw @ 492	AC		\$35.00	Christal	Regent	Erie
WXTA	97.9	10 kw @ 505	Country	CNN	\$28.00	Christal	Regent	Edinboro

Notes: WFGO-F was cited for a "Special Station Activity" by Arbitron. WFGO published a newspaper ad offering a cash prize to the contestant who correctly guessed the station's Spring 2000 share. However, the station was not placed "below the line" . . . 6/00 WZPR-F (plus WMDE-F and WMGW Meadville, PA) sold to Forever for \$4,950,000

EUGENE-SPRINGFIELD

Arbitron Rank	143	Pop (12+)	265,200	Stations	15 / 14	Last Year's Revenue:	\$11,400,000
MSA Rank:			155	Diaries:	995 / 267:1 / 57.6%	Household Income:	\$38,942
MSA Pop:			317,000	Sample Target:	970	Total Retail Sales:	\$3.6 Bil.
DMA:			125	% Below Line:	0.5	#1 Biller:	NA
Average Persons Rating:			13.8	% Not Listed:	23.0	#1 Billing Portfolio:	NA
Market TSL in Hours			18.75	Pop per Station:	18,943		

12+ Metro	Format	Spring 00 1/4 Share	Fall 99	Spg 99	Fall 98	Spg 98	12+ Metro Cume / Rtg	Fall 99	Spg 99	12+ TSA AQH / Cume	Revenue Level	
1	KKNU-F	C	39 / 10.7	9.9	12.2	11.6	12.5	500 / 18.8	20.3	20.1	40 / 592	KKNU-F
2	KDUK-F	CHR	38 / 10.4	11.8	11.4	9.7	8.8	708 / 26.7	26.6	26.1	59 / 1245	KDUK-F
3	KMGE-F	AC	31 / 8.5	8.3	7.3	7.2	5.8	534 / 20.1	18.6	17.3	39 / 660	KMGE-F
4	KODZ-F	D	28 / 7.7	4.6	4.9	5.8	6.6	456 / 17.2	15.7	13.6	33 / 553	KODZ-F
5	KZEL-F	CL AOR	27 / 7.4	6.4	7.1	6.1	8.0	484 / 18.2	16.2	16.6	44 / 724	KZEL-F
6	KPNW	FS	25 / 6.9	4.6	7.3	7.7	6.6	322 / 12.1	10.9	14.9	39 / 613	KPNW
7	KUGN	T/N	21 / 5.8	7.8	5.7	7.5	6.1	354 / 13.3	20.6	14.7	22 / 425	KUGN
7	KNRQ-F	AOR-NR	21 / 5.8	5.6	7.1	6.9	5.3	421 / 15.9	18.2	17.7	25 / 588	KNRQ-F
9	KKXO	ST	14 / 3.8	4.8	3.0	4.1	3.5	135 / 5.1	8.1	7.1	14 / 135	KKXO
9	KEHK-F	CL HITS	14 / 3.8	4.3	4.6	5.0	5.3	390 / 14.7	15.5	12.9	21 / 518	KEHK-F
11	KKTT-F	C	11 / 3.0	5.1	5.2	3.6	5.0	229 / 8.6	11.5	11.9	12 / 302	KKTT-F

12+ FM Share (Metro): 76.16% (214 of 281) (Spring 99: 78.40%)

Teens	18-34	18-49	25-49	25-54	35+	12+ AMD	12+ Mid	12+ PMD	12+ Eve	12+ Wknd
1 KOUK-F >>>	1 KOUK-F >	1 KDUK-F <	1 KKNU-F	1 KKNU-F <	1 KKNU-F	1 KKNU-F	1 KKNU-F <	1 KKNU-F <	1 KOUK-F >	1 KOUK-F
2 KNRQ-F >>>	2 KNRQ-F <	2 KKNU-F	2 KMGE-F	2 KMGE-F	2 KODZ-F <	2 KPNW <	2 KMGE-F	2 KDUK-F <	2 KNRQ-F	2 KKNU-F
	3 KZEL-F	3 KZEL-F	3 KZEL-F	3 KODZ-F	3 KPNW	3 KDUK-F	3 KZEL-F	3 KMGE-F	2 KMGE-F	3 KODZ-F >
	4 KMGE-F	3 KMGE-F	3 KDUK-F	4 KZEL-F	4 KMGE-F	4 KMGE-F <	3 KODZ-F	4 KODZ-F	4 KZEL-F	4 KZEL-F
	5 KKNU-F >	5 KODZ-F	5 KODZ-F	4 KDUK-F	5 KUGN	5 KZEL-F <	3 KDUK-F <	5 KZEL-F <	5 KODZ-F	4 KMGE-F
		6 KNRQ-F	6 KUGN >	6 KUGN	6 KZEL-F	6 KUGN <	6 KPNW	6 KNRQ-F	5 KKNU-F	6 KNRQ-F
		7 KUGN	7 KEHK-F	7 KEHK-F	6 KKXO >	7 KODZ-F >	7 KUGN	7 KUGN	7 KPNW	6 KKXO
				8 KPNW	8 KEHK-F	8 KNRQ-F >	8 KNRQ-F	8 KEHK-F <	8 KEHK-F	8 KPNW
										8 KEHK-F >

Wom 18-24	Wom 18-34	Wom 25-34	Wom 18-49	Wom 25-54	Men 18-24	Men 18-34	Men 25-34	Men 18-49	Men 25-54	12+ Ovrite
1 KDUK-F	1 KDUK-F >>	1 KDUK-F	1 KDUK-F <	1 KMGE-F >	1 KZEL-F	1 KZEL-F	1 KZEL-F	1 KZEL-F	1 KZEL-F	1 KMGE-F
2 KNRQ-F >>>	2 KMGE-F	2 KMGE-F >>	2 KMGE-F >	2 KKNU-F	2 KNRQ-F	2 KNRQ-F	2 KNRQ-F	2 KKNU-F >	1 KKNU-F >	1 KKNU-F
3 KMGE-F >>	3 KNRQ-F >	3 KKNU-F >	3 KKNU-F <	2 KDUK-F	2 KDUK-F >>>	3 KDUK-F >	2 KKNU-F	3 KNRQ-F	3 KODZ-F	3 KDUK-F
	4 KKNU-F	4 KZEL-F	4 KODZ-F >	4 KODZ-F >>		4 KKNU-F >>	4 KDUK-F >	4 KUGN	4 KUGN	4 KZEL-F
	5 KZEL-F	4 KKTT-F >>	5 KNRQ-F	5 KUGN			5 KUGN >>	4 KODZ-F	5 KPNW	4 KPNW
	5 KKTT-F >		6 KZEL-F	5 KKTT-F				4 KDUK-F	5 KNRQ-F	
			6 KKTT-F	7 KZEL-F				7 KEHK-F	5 KEHK-F	
			6 KEHK-F	7 KEHK-F >>				8 KPNW	8 KMGE-F	
									8 KDUK-F >>	

Other Rated Stations				Metro Share	Cume Rating	TSA AQH	Cume	Other Rated Stations--Outside Market				Metro Share	Cume Rating	TSA AQH	Cume
KCST	ST	1250	Florence	1.4	1.2	5	31	KHPE-F	REL	1079	Albany	0.5	1.1	11	110
KCST-F	SAC	1069	Florence	0.8	2.3	3	61								
KORE	REL	1050	Springfield	0.5	2.0	2	54								

EUGENE-SPRINGFIELD

Consolidation Report	12+	25-54	Revenue	Format Performance	AM	FM	Total	%	Yr. Ago
Cumulus, pend. KEHK-FM, KKTT-FM, KNRQ-FM, KUGN-AM, KZEL-FM	25.8 %	26.2 %	%	AC	0 (0)	31 (1)	31 (1)	11 0 %	9 4 %
Local KKNU-FM, KKXO-AM, KMGE-FM	23.0 %	23.8 %	%	AOR/Classic/NR	0 (0)	48 (2)	48 (2)	17 1 %	18 5 %
McCoy KDUK-FM, KODZ-FM, KPNW-AM	18.1 %	17.5 %	%	Black/Urban	0 (0)	0 (0)	0 (0)	0 0 %	0 0 %
				CHR	0 (0)	38 (1)	38 (1)	13 5 %	14 6 %
				Classical	0 (0)	0 (0)	0 (0)	0 0 %	0 0 %
				Country	0 (0)	50 (2)	50 (2)	17 8 %	22 3 %
	66.9 %	67.5 %	%	Full Service	25 (1)	0 (0)	25 (1)	8 9 %	9 4 %
				Hispanic	0 (0)	0 (0)	0 (0)	0 0 %	0 0 %
				Jazz	0 (0)	0 (0)	0 (0)	0 0 %	0 0 %
				News/Talk	21 (1)	0 (0)	21 (1)	7 5 %	7 3 %
				Oldies	0 (0)	42 (2)	42 (2)	14 9 %	12 2 %
				Others/Unknown	0 (0)	0 (0)	0 (0)	0 0 %	0 0 %
				Religion/Gospel	2 (1)	2 (1)	4 (2)	1 4 %	1 4 %
				Soft AC	0 (0)	3 (1)	3 (1)	1 1 %	0 0 %
				Sports	0 (0)	0 (0)	0 (0)	0 0 %	0 0 %
				Standards/EZ	19 (2)	0 (0)	19 (2)	6 8 %	4 9 %
				Totals	67 (5)	214 (10)	281 (15)		

AM Stations

Station	Freq	Power	Format	Source	Company	City
KKXO	1450	1 kw	Standards	Westwd	\$<20.00 Allied	Eugene
KPNW	1120	50 kw (DA-1)	Full Service	ABC	\$21.00 Katz	Eugene
KUGH	590	5 kw/1 kw (DA-N)	News/Talk	CBS, ESPN, WW1	\$20.00 Mc-Guild	Eugene

FM Stations

Station	Freq	Power	Format	Source	Company	City
KDUK	104.7	63 kw @ 2325	CHR	\$21.00	Mc-Guild	Florence
KEHK	102.3	100 kw @ 918	Classic Hits	\$<20.00	Mc-Guild	Brownsville
KKNU	93.1	100 kw @ 984	Country	\$35.00	Allied	Springfield
KKTT	97.9	100 kw @ 1010	Country	CBS \$43.00	Mc-Guild	Eugene
KMGE	94.5	100 kw @ 1299	AC	\$40.00	Allied	Eugene
KNRQ	95.3	0.6 kw @ 1207	AOR-New Rock	\$28.00	Christal	Creswell
KODZ	99.1	100 kw @ 1630	Oldies	\$25.00	Katz	Eugene
KZEL	96.1	100 kw @ 1092	Classic AOR	Westwd, Source \$26.00	Chnstal	Eugene

Notes Station revenues are not available

EVANSVILLE

Arbitron Rank 152	Pop (12+): 241,800	Stations	19 / 14	Last Year's Revenue:	\$17,600,000
MSA Rank:	162	Diaries:	1,018 / 238:1 / 62.7%	Household Income:	\$42,051
MSA Pop:	292,000	Sample Target:	980	Total Retail Sales:	\$2.9 Bil.
DMA:	101	% Below Line:	4.7	#1 Biller:	WIKY-F \$4,400,000
Average Persons Rating:	14.8	% Not Listed:	12.0	#1 Billing Portfolio	
Market TSL in Hours	19.75	Pop per Station:	17,271		Brill \$7,500,000

12+ Metro	Format	Spring 00 1/4 Share	Fall 99	Spg 99	Fall 98	Spg 98	12+ Metro Cume / Rtg	Fall 99	Spg 99	12+ TSA AQH / Cume	Revenue Level		
1	WIKY-F	AC	69 / 19.3	21.9	18.4	17.5	20.3	798 / 33.0	36.0	34.1	89 / 1191	F	WIKY-F
2	WKDQ-F	C	41 / 11.5	11.0	8.9	12.6	12.3	519 / 21.5	23.7	22.0	84 / 1114	E	WKDQ-F
3	WSTO-F	CHR	34 / 9.5	11.5	7.6	9.0	8.8	694 / 28.7	27.3	23.5	90 / 1757	D	WSTO-F
4	WJPS-F	O	28 / 7.8	3.8	6.2	6.6	7.9	457 / 18.9	12.5	16.2	34 / 644	C	WJPS-F
5	WGBF-F	AOR	27 / 7.5	7.4	7.6	7.7	6.6	462 / 19.1	18.2	20.1	42 / 779	C	WGBF-F
6	WYNG-F	C	22 / 6.1	5.8	8.4	6.3	4.9	361 / 14.9	15.6	16.9	25 / 503	B	WYNG-F
7	WABX-F	CL AOR	20 / 5.6	6.3	7.6	5.5	6.0	300 / 12.4	12.7	14.4	30 / 421	B	WABX-F
8	WGBF	T	12 / 3.4	3.0	3.5	3.6	3.6	199 / 8.2	9.1	8.5	17 / 268	A	WGBF
9	WGAB	ST	11 / 3.1	2.2	1.4	0.5	0.5	102 / 4.2	2.0	2.2	11 / 108	A	WGAB
10	WTRI-F	CL HITS	10 / 2.8	1.9	1.9	3.0	2.5	209 / 8.6	8.1	7.0	31 / 507	A	WTRI-F

12+ FM Share (Metro) 87.94% (277 of 315) (Spring 99: 87.62%)

Teens	18-34	18-49	25-49	25-54	35+	12+ AMD	12+ Mid	12+ PMD	12+ Eve	12+ Wknd
1 WSTO-F >>>	1 WGBF-F	1 WIKY-F >	1 WIKY-F >>	1 WIKY-F >>	1 WIKY-F >	1 WIKY-F >	1 WIKY-F >	1 WIKY-F >	1 WIKY-F >	1 WIKY-F >
2 WIKY-F >>	2 WKDQ-F <	2 WGBF-F <	2 WKDQ-F	2 WKDQ-F	2 WKDQ-F	2 WKDQ-F <	2 WKDQ-F >	2 WKDQ-F <	2 WSTO-F >	2 WSTO-F <
3 WIKY-F <	3 WKDQ-F	3 WKDQ-F	3 WABX-F	3 WJPS-F	3 WJPS-F >	3 WGBF-F	3 WSTO-F <	3 WSTO-F	3 WJPS-F <	3 WKDQ-F
4 WSTO-F >>	4 WSTO-F <	4 WJPS-F <	4 WJPS-F <	4 WABX-F	4 WYNG-F	4 WSTO-F	4 WJPS-F	4 WJPS-F	4 WKDQ-F <	4 WJPS-F
5 WABX-F	5 WABX-F	5 WABX-F	5 WGBF-F	5 WGBF-F	5 WABX-F	5 WJPS-F	5 WGBF-F <	5 WGBF-F	5 WYNG-F >	5 WGBF-F
		6 WJPS-F >	5 WSTO-F >	5 WSTO-F >	6 WGAB	6 WYNG-F	6 WABX-F <	6 WYNG-F	6 WABX-F	5 WYNG-F >
					6 WGBF			7 WABX-F	7 WGBF-F	7 WABX-F >

Wom 18-24	Wom 18-34	Wom 25-34	Wom 18-49	Wom 25-54	Men 18-24	Men 18-34	Men 25-34	Men 18-49	Men 25-54	12+ Ovrnite
1 WIKY-F	1 WIKY-F	1 WIKY-F	1 WIKY-F >>>	1 WIKY-F >>>	1 WGBF-F >>>	1 WGBF-F >>>	1 WGBF-F	1 WGBF-F	1 WKDQ-F	1 WIKY-F
2 WSTO-F >	2 WSTO-F	2 WSTO-F	2 WSTO-F >	2 WSTO-F	2 WKDQ-F >	2 WKDQ-F >>	2 WKDQ-F >>	2 WABX-F <	1 WABX-F <	2 WSTO-F
3 WKDQ-F	3 WKDQ-F >>	3 WKDQ-F	3 WJPS-F	2 WJPS-F	3 WSTO-F >>	3 WABX-F	3 WABX-F >	3 WKDQ-F	3 WIKY-F	3 WKDQ-F
3 WYNG-F >>>	4 WJPS-F	4 WDKS-F >	4 WKDQ-F	4 WKDQ-F >	4 WIKY-F	3 WSTO-F	4 WIKY-F	4 WIKY-F >	4 WGBF-F	4 WYNG-F
	4 WDKS-F		5 WYNG-F	5 WYNG-F	5 WTRI-F	4 WSTO-F	5 WTRI-F	5 WTRI-F	4 WJPS-F >	5 WGBF >
	4 WYNG-F			5 WDKS-F >	5 WIKY-F >>	4 WTRI-F >>		6 WTRI-F		
	4 WGBF-F >>>									

Other Rated Stations				Metro Share	Cume Rating	TSA AQH Cume	Format	Performance	AM	FM	Total	%	Yr. Ago
WDKS-F	CHR	106.1	Newburgh	2.5	11.7	17 387	AC	0	(0)	71 (2)	71 (2)	22.5 %	27.0 %
WEOA	B	1400	Evansville	2.0	3.5	7 87	AOR/Classic/NR	0	(0)	49 (3)	49 (3)	15.6 %	18.4 %
WSO	ST	860	Henderson	1.7	3.6	6 97	Black/Urban	7	(1)	0 (0)	7 (1)	2.2 %	4.8 %
WVHI	REL	1330	Evansville	0.6	1.9	5 53	CHR	0	(0)	43 (2)	43 (2)	13.7 %	8.9 %
							Classical	0	(0)	0 (0)	0 (0)	0.0 %	0.0 %
							Country	0	(0)	76 (5)	76 (5)	24.1 %	23.8 %
							Full Service	0	(0)	0 (0)	0 (0)	0.0 %	0.0 %
							Hispanic	0	(0)	0 (0)	0 (0)	0.0 %	0.0 %
							Jazz	0	(0)	0 (0)	0 (0)	0.0 %	0.0 %
							News/Talk	12	(1)	0 (0)	12 (1)	3.8 %	4.1 %
							Oldies	0	(0)	38 (2)	38 (2)	12.1 %	9.5 %
							Others/Unknown	0	(0)	0 (0)	0 (0)	0.0 %	0.0 %
							Religion/Gospel	2	(1)	0 (0)	2 (1)	0.6 %	0.0 %
							Soft AC	0	(0)	0 (0)	0 (0)	0.0 %	0.0 %
							Sports	0	(0)	0 (0)	0 (0)	0.0 %	0.0 %
							Standards/EZ	17	(2)	0 (0)	17 (2)	5.4 %	3.5 %
							Totals	38	(5)	277 (14)	315 (19)		

EVANSVILLE

Consolidation Report	12+	25-54	Revenue
Brill WBKR-FM, WKDO-FM, WSTO-FM	23.2 %	20.6 %	42.6 %
Clear Channel, pend. WGBF-AM, WGBF-FM, WTRI-FM, WYNG-FM	19.8 %	19.2 %	14.6 %
South Central WABX-FM, WEOA-AM, WIKY-FM, WJPS-FM	34.7 %	41.8 %	39.5 %
	77.7 %	81.6 %	96.7 %

AM Stations

WGAB	1180	0.675 kw (Days)	Standards	Jones, AP	\$<20.00	--		Newburgh
WGBF	1280	5 kw/1 kw (DA-N)	Talk	CNN, Westwd	\$<20.00	Allied	Cir Chnl, pend.	Evansville

FM Stations

WABX	107.5	2 kw @ 561	Classic AOR		\$ NA	Katz	South Central	Evansville
WGBF	103.1	3.2 kw @ 453	AOR	Westwd	\$40.00	Allied	Cir Chnl, pend.	Henderson, KY
WIKY	104.1	39 kw @ 571	AC	Westwd	\$67.00	Katz	South Central	Evansville
WJPS	93.5	3 kw @ 328	Oldies	Westwd	\$22.00	Katz	South Central	Chandler
WKDO	99.5	100 kw @ 985	Country	ABC	\$50.00	Chnstal	Brill	Henderson
WSTO	95.1	100 kw @ 1000	CHR	ABC	\$45.00	Katz	Brill	Owensboro, KY
WTRI	94.9	50 kw @ 420	Classic Hits	Westwd	\$ NA	--	Cir Chnl, pend.	Mt. Carmel, IL
WYNG	105.3	50 kw @ 390	Country	CBS	\$33.00	Eastman	Cir Chnl, pend.	Evansville

Notes: WEOA is LMA'd by South Central to B.L.S. Entertainment; WDKS-F is LMA'd to Clear Channel . . . 4/00 WDKS-F changed from Hot AC to CHR . . . 8/00 WGBF-AF, WTRI-F and WYNG-F sold by Cumulus to Clear Channel (price NA)

FARGO-MOORHEAD

Arbitron Rank 211 Pop (12+): 141,200
 MSA Rank: 221
 MSA Pop: 172,000
 DMA: 119
 Average Persons Rating: 16.1
 Market TSL in Hours 21.25

Stations 16 / 13
 Diaries: 850 / 166:1 / 63.0%
 Sample Target: 860
 % Below Line: 1.8
 % Not Listed: 9.3
 Pop per Station: 10,862

Last Year's Revenue: \$12,700,000
 Household Income: \$45,415
 Total Retail Sales: \$2.2 Bil.
 #1 Biller: KFGO \$3,700,000
 #1 Billing Portfolio
 Clear Channel, pend. \$5,000,000

12+ Metro	Format	Spring 00 1/4 Share	Fall 99	Spg 99	Fall 98	Spg 98	12+ Metro Cume / Rtg	Fall 99	Spg 99	12+ TSA AQH / Cume	Revenue Level		
1	KFGO	FS	38 / 16.7	15.7	15.2	17.5	15.6	389 / 27.5	28.1	27.8	81 / 758	E	KFGO
2	WDAY-F	CHR	25 / 11.0	9.8	8.9	10.0	8.0	447 / 31.7	33.4	29.7	41 / 793	B	WDAY-F
3	KVOX-F	C	23 / 10.1	10.6	9.3	10.0	9.7	369 / 26.1	27.0	25.8	26 / 493	C	KVOX-F
4	KQWB-F	AOR	22 / 9.7	5.9	7.6	6.1	6.8	317 / 22.4	18.6	20.5	31 / 541	B	KQWB-F
5	KPFX-F	CL AOR	16 / 7.0	7.6	9.7	5.6	9.7	253 / 17.9	16.9	17.9	32 / 446	C	KPFX-F
6	WDAY	N/T	14 / 6.2	5.9	6.7	8.3	6.8	249 / 17.7	18.5	20.8	29 / 511	B	WDAY
6	KFGO-F	C	14 / 6.2	6.4	7.6	7.4	9.3	291 / 20.6	17.5	17.7	30 / 571	C	KFGO-F
8	KLTA-F	AC	13 / 5.7	9.3	9.3	6.1	9.7	237 / 16.8	22.4	22.3	23 / 406	C	KLTA-F
9	KULW-F	O	12 / 5.3	3.8	3.0	3.1	3.8	189 / 13.4	12.4	11.3	18 / 268		KULW-F
9	KRVI-F	AC	12 / 5.3	4.2	5.1	4.4	3.4	220 / 15.6	14.6	14.2	31 / 442		KRVI-F

12+ FM Share (Metro): 69.42% (143 of 206) (Spring 99: 70.70%)

Teens	18-34	18-49	25-49	25-54	35+	12+ AMD	12+ Mid	12+ PMD	12+ Eve	12+ Wknd
1	WDAY-F >>>	1 KQWB-F	1 KQWB-F	1 KPFX-F	1 KFGO	1 KFGO >>>	1 KFGO >	1 KFGO <	1 WDAY-F	1 WDAY-F
2	KVOX-F	2 WDAY-F >	2 WDAY-F	1 KVOX-F	2 KVOX-F <	2 WDAY	2 KVOX-F	2 WDAY-F	2 KQWB-F	2 KFGO <
2	KQWB-F >>>	3 KVOX-F	2 KVOX-F <	1 KFGO	3 KPFX-F	2 KVOX-F	3 WDAY-F	2 KQWB-F	3 KFGO >	3 KVOX-F <
		4 KPFX-F	4 KPFX-F	4 KLTA-F	4 KLTA-F	4 KULW-F	4 KQWB-F <	3 KQWB-F	4 KVOX-F	4 KVOX-F
		5 KLTA-F	5 KFGO	5 KQWB-F	5 KULW-F	4 KFGO-F	5 KPFX-F	5 KPFX-F <	4 KPFX-F	5 WDAY
			6 KLTA-F	6 KRVI-F	5 KFGO-F	4 KPFX-F	6 KRVI-F	6 WDAY <	6 KFGO-F	6 KFGO-F
			7 KFGO-F	6 KFGO-F	5 KQWB-F	6 KFGO-F	7 KLTA-F	6 KLTA-F	6 KFGO-F	7 KPFX-F
				6 WDAY-F	5 KRVI-F	6 WDAY			7 KULW-F	7 KULW-F

Wom 18-24	Wom 18-34	Wom 25-34	Wom 18-49	Wom 25-54	Men 18-24	Men 18-34	Men 25-34	Men 18-49	Men 25-54	12+ Ovrnite
1	WDAY-F	1 WDAY-F >	1 WDAY-F	1 WDAY-F	1 KVOX-F	1 KQWB-F >>>	1 KQWB-F	1 KQWB-F <	1 KPFX-F	1 WDAY
2	KQWB-F >>>	2 KQWB-F >	2 KLTA-F	2 KVOX-F	2 KRVI-F	2 WDAY-F >>	2 WDAY-F	2 KPFX-F	1 KFGO >	1 KFGO
3	KFGO-F	3 KFGO-F	2 KVOX-F >	3 KRVI-F	2 KLTA-F	3 KULW-F	2 KPFX-F	3 KVOX >	3 KFGO	3 KVOX-F
3	KVOX-F >>	3 KLTA-F	4 KRVI-F	3 KFGO-F	4 WDAY-F	3 KPFX-F	4 KVOX-F	4 KVOX-F >>	3 KQWB-F	3 KVOX-F
		3 KVOX-F	4 KQWB-F >>	3 KLTA-F	5 KFGO-F	3 KVOX-F >		5 WDAY-F	5 KULW-F	
				3 KQWB-F >	5 KFGO			5 WDAY	5 WDAY	
								5 KVOX		

Other Rated Stations	Metro Share	Cume Rating	TSA AQH Cume	Format	Performance	AM	FM	Total	%	Yr. Ago			
KQWB	ST	1550	West Fargo	2.2	6.3	7	149	AC	0 (0)	26 (3)	26 (3)	12.6 %	10.7 %
KVMI-F	T	967	Arthur, ND	0.9	1.5	2	21	AOR/Classic/NR	0 (0)	39 (3)	39 (3)	18.9 %	25.6 %
KVOX	SPRTS	1280	Moorhead, MN	2.6	5.4	7	94	Black/Urban	0 (0)	0 (0)	0 (0)	0.0 %	0.0 %
								CHR	0 (0)	25 (1)	25 (1)	12.1 %	9.8 %
								Classical	0 (0)	0 (0)	0 (0)	0.0 %	0.0 %
								Country	0 (0)	39 (3)	39 (3)	18.9 %	20.9 %
								Full Service	38 (1)	0 (0)	38 (1)	18.4 %	16.7 %
								Hispanic	0 (0)	0 (0)	0 (0)	0.0 %	0.0 %
								Jazz	0 (0)	0 (0)	0 (0)	0.0 %	0.0 %
								News/Talk	14 (1)	2 (1)	16 (2)	7.8 %	7.4 %
								Oldies	0 (0)	12 (1)	12 (1)	5.8 %	3.7 %
								Others/Unknown	0 (0)	0 (0)	0 (0)	0.0 %	0.0 %
								Religion/Gospel	0 (0)	0 (0)	0 (0)	0.0 %	0.0 %
								Soft AC	0 (0)	0 (0)	0 (0)	0.0 %	0.0 %
								Sports	6 (1)	0 (0)	6 (1)	2.9 %	2.8 %
								Standards/EZ	5 (1)	0 (0)	5 (1)	2.4 %	2.3 %
								Totals	63 (4)	143 (12)	206 (16)		

Consolidation Report	12+	25-54	Revenue
Clear Channel, pend.	47.1 %	44.8 %	46.5 %
KFGO-AM, KFGO-FM, KRVI-FM, KULW-FM, KVOX-AM, WDAY-FM			
Triad	34.7 %	36.8 %	39.2 %
KLTA-FM, KPFX-FM, KQWB-AM, KQWB-FM, KVOX-FM			
	81.8 %	81.6 %	85.7 %

FARGO-MOORHEAD

AM Stations

KFGO	790	5 kw (DA-N)	Full Svc.	CBS	\$41.00	CBS	Cir Chnl. pend	Fargo
WDAY	970	5 kw (DA-N)	Talk	ABC	\$23.00	Katz	Fargo Forum	Fargo

FM Stations

KFGO	101.9	93 kw @ 1001	Country	\$37.00	CBS	Cir Chnl. pend	Fargo
KLTA	105.1	100 kw @ 649	AC	\$20.00	Christal	Triad	Breckenridge. MN
KPFX	107.9	100 kw @ 656	Classic AOR	\$21.00	Christal	Triad	Fargo
KQWB	98.7	100 kw @ 581	AOR	\$22.00	Chnstal	Triad	Moorhead. MN
KRVI	95.1	100 kw @ 971	AC	\$<20.00	Katz	Cir Chnl. pend	Detroit Lakes
KULW	92.7	25 kw @ 328	Oldies	\$ NA	--	Cir Chnl. pend	Kindred. ND
KVOX	99.9	100 kw @ 380	Country	\$24.00	Christal	Triad	Moorhead. MN
WDAY	93.7	100 kw @ 1030	CHR	\$20.00	Chnstal	Cir Chnl. pend.	Fargo

Notes: 7/00 KFGO-AF, KRVI-F, KULW-F, KVOX sold by James Ingstad and WDAY-F sold by Thomas Ingstad to Clear Channel for \$46,300,000 total (MVP)

FORMAT CODES

AC	- Adult Contemporary	J	- Jazz and New Adult Contemporary
AC-NR	- Modern AC	KIDS	- Children's
AOR	- Album Oriented Rock	N	- News
AOR-NR	- New Rock	O	- Oldies (50's & 60's)
AOR-P	- Progressive AOR	REL	- Religion, Christian
B	- Black (audience 75%+ Black)	REL-CC	- Contemporary Christian
B/AC	- Black Adult Contemporary	SAC	- Soft Adult Contemporary
B/G	- Black Gospel	SP	- Hispanic/Spanish
B/O	- Black Oldies	SP-C	- Hispanic Contemporary
BIZ	- Business News & Talk	SP-NT	- Hispanic News/Talk/Information
C	- Country	SP-R	- Hispanic-Regional
C/O	- Classic Country	SP-TP	- Hispanic-Tropical
CHR	- Contemporary Hit Radio, Top 40	SP-VA	- Hispanic Variety
CL	- Classical	SP-TJ	- Tejano
CL AOR	- Classic AOR, Classic Rock	SPRTS	- Sports
CL HITS	- Classic Hits/70's Oldies	ST	- Standards, Big Band, Nostalgia
E	- Ethnic (usually Foreign Lang.)	T	- Talk
EZ	- Easy Listening, Beautiful Music	U	- Urban (majority of audience is non-white)
FS	- Full Service	VA	- Variety
G	- Gospel	?	- Others or Unknown

REVENUE LEVEL CODES

A - Less than \$500,000	E - \$3,000,000 to \$3,999,999	I - \$10,000,000 to \$14,999,999
B - \$500,000 to \$999,999	F - \$4,000,000 to \$4,999,999	J - \$15,000,000 to \$19,999,999
C - \$1,000,000 to \$1,999,999	G - \$5,000,000 to \$6,999,999	K - \$20,000,000 to \$29,999,999
D - \$2,000,000 to \$2,999,999	H - \$7,000,000 to \$9,999,999	L - \$30,000,000+

FAYETTEVILLE, NC

Arbitron Rank 126 Pop (12+) 325,700	Stations 31 / 17	Last Year's Revenue: \$18,900,000
MSA Rank: 165	Diaries: 1,135 / 287:1 / 50.2%	Household Income: \$42,062
MSA Pop: 288,000	Sample Target: 1,070	Total Retail Sales: \$4.7 Bil.
DMA: 30 (Raleigh)	% Below Line: 17.5	#1 Biller: WKML-F \$4,400,000
Average Persons Rating: 14.8	% Not Listed: 10.4	#1 Billing Portfolio
Market TSL in Hours 20.00	Pop per Station: 19,159	Beasley \$11,060,000

12+ Metro	Format	Spring 00 1/4 Share	Fall 99	Spg 99	Fall 98	Spg 98	12+ Metro Cume / Rtg	Fall 99	Spg 99	12+ TSA AQH / Cume	Revenue Level	
1 WZFX-F	B	74 / 15.4	14.8	16.5	16.1	15.8	976 / 30.0	29.1	29.1	120 / 1697	F	WZFX-F
1 WKML-F	C	74 / 15.4	12.2	14.9	16.1	11.9	836 / 25.7	26.1	22.2	114 / 1511	F	WKML-F
3 WQSM-F	AC	41 / 8.5	12.0	10.0	6.6	7.4	734 / 22.5	25.6	26.2	58 / 1178	D	WQSM-F
4 WFLB-F	O	39 / 8.1	5.2	6.9	7.2	7.6	470 / 14.4	13.2	15.1	85 / 977	D	WFLB-F
5 WUKS-F	B/A/C	23 / 4.8	5.0	3.5	4.0	4.3	417 / 12.8	11.0	10.5	26 / 522	B	WUKS-F
6 WRCQ-F	AOR	20 / 4.2	5.9	5.5	5.1	5.1	397 / 12.2	15.8	15.2	31 / 567	C	WRCQ-F
7 WFNC	N/T	15 / 3.1	3.5	3.3	4.0	4.3	209 / 6.4	8.2	7.3	19 / 299	C*	WFNC
8 WIDU	B/G	14 / 2.9	3.1	3.3	1.9	2.3	106 / 3.3	4.6	3.6	14 / 106	A	WIDU
9 WNNL-F	B/G	12 / 2.5	3.5	2.5	2.6	2.0	202 / 6.2	6.0	4.7	24 / 365		WNNL-F
10 WSTS-F	G	11 / 2.3	1.5	1.8	2.8	2.3	171 / 5.3	5.4	5.0	23 / 370	A	WSTS-F
11 WRAL-F	AC/CHR	10 / 2.1	2.4	1.4	2.8	2.1	339 / 10.4	9.0	10.3	25 / 634		WRAL-F
11 WCLN-F	REL-CC	10 / 2.1	1.3	2.2	1.5	1.6	196 / 6.0	5.0	6.7	18 / 297		WCLN-F
13 WKQB-F	CL AOR	9 / 1.9	3.7	2.7	3.6	5.3	207 / 6.4	10.4	8.1	17 / 378	C	WKQB-F
13 WBBB-F	AOR	9 / 1.9	1.7	1.2	0.9	0.6	225 / 6.9	5.9	6.2	20 / 357		WBBB-F

12+ FM Share (Metro) 89.77% (386 of 430) (Spring 99: 88.29%)

Teens	18-34	18-49	25-49	25-54	35+	12+ AMD	12+ Mid	12+ PMD	12+ Eve	12+ Wknd
1 WZFX-F >>>	1 WZFX-F >	1 WZFX-F <	1 WKML-F	1 WKML-F	1 WKML-F >	1 WKML-F	1 WKML-F >	1 WZFX-F <	1 WZFX-F >>	1 WZFX-F
2 WQSM-F >	2 WKML-F	2 WKML-F >	2 WZFX-F	2 WZFX-F <	2 WFLB-F >>	2 WZFX-F	2 WZFX-F	2 WKML-F >	2 WKML-F >>	2 WKML-F >
3 WRCQ-F >	3 WQSM-F >	3 WQSM-F >	3 WQSM-F	3 WFLB-F	3 WUKS-F	3 WQSM-F	2 WFLB-F	3 WQSM-F <	3 WQSM-F	3 WQSM-F
	4 WRCQ-F	4 WFLB-F	4 WFLB-F	4 WQSM-F	4 WZFX-F <	4 WFLB-F >	4 WQSM-F >	4 WFLB-F >>	3 WRCQ-F	4 WFLB-F <
	5 WBBB-F	5 WUKS-F	5 WUKS-F >	5 WUKS-F >	5 WFNC <	5 WUKS-F	5 WFNC	5 WUKS-F	5 WFLB-F	5 WUKS-F
	6 WUKS-F	6 WRCQ-F >	6 WNNL-F	6 WNNL-F <	6 WQSM-F <	6 WRCQ-F	6 WUKS-F <	6 WRCQ-F	6 WUKS-F <	6 WIDU <
	7 WFLB-F	7 WNNL-F <	7 WRCQ-F	7 WFNC	7 WIDU >	7 WFNC	7 WRCQ-F	7 WNNL-F <	7 WRSN-F	7 WRCQ-F >
	7 WKQB-F	8 WBBB-F	7 WKQB-F	7 WKQB-F		7 WKQB-F <	8 WRAL-F	8 WRAL-F		8 WNNL-F
	7 WOCG-F		7 WCLN-F	7 WCLN-F		9 WOCG-F				9 WSTS-F <

Wom 18-24	Wom 18-34	Wom 25-34	Wom 18-49	Wom 25-54	Men 18-24	Men 18-34	Men 25-34	Men 18-49	Men 25-54	12+ Ovrnite
1 WZFX-F >>	1 WZFX-F	1 WZFX-F	1 WKML-F	1 WKML-F <	1 WZFX-F >	1 WZFX-F >	1 WZFX-F >	1 WZFX-F	1 WZFX-F	1 WZFX-F >
2 WQSM-F	2 WQSM-F	2 WQSM-F >	2 WZFX-F <	2 WFLB-F >	2 WKML-F	2 WKML-F >	2 WKML-F >	2 WKML-F >	2 WKML-F >	2 WKML-F >
3 WKML-F >	3 WKML-F >>	3 WKML-F >>	3 WQSM-F	3 WQSM-F <	3 WRCQ-F >	3 WQSM-F	3 WQSM-F	3 WQSM-F	3 WFLB-F	3 WFLB-F
4 WIDU	4 WFLB-F	4 WFLB-F	4 WFLB-F >	4 WZFX-F >	4 WQSM-F	4 WRCQ-F >	4 WKQB-F	4 WRCQ-F >	4 WQSM-F	3 WRCQ-F >
4 WRCQ-F	4 WRCQ-F	4 WUKS-F	5 WUKS-F	5 WUKS-F >	5 WBBB-F >>>	5 WBBB-F	5 WRCQ-F	5 WUKS-F	5 WUKS-F	5 WCLN-F >
4 WBBB-F >>	4 WUKS-F	4 WNNL-F >>	6 WNNL-F >	6 WNNL-F		6 WKQB-F	5 WOCG-F >	6 WKQB-F	6 WFNC	
	4 WBBB-F >			7 WRSN-F				7 WFLB-F	6 WKQB-F >	
				7 WCLN-F				7 WFNC		
								7 WBBB-F		

Other Rated Stations				Metro Cume Share Rating	TSA AQH Cume	Other Rated Stations--Outside Market				Metro Cume Share Rating	TSA AQH Cume				
WAGR	B/G	1340	Lumberton	0.6	1.0	3	32	WCMG-F	B/O	94.3	Latta, SC	0.4	1.0	14	132
WAZZ	ST	1490	Fayetteville	0.4	1.7	3	66	WDCG-F	CHR	105.1	Durham	1.7	7.1	17	480
WCCG-F	B/O	104.5	Hope Mills	1.7	4.9	9	173	WEGX-F	C	92.9	Dillon, SC	1.5	5.5	23	447
WFMO	B/G	860	Farmont	0.6	1.9	7	80	WKIX-FF	C	96.9	Goldsboro	0.4	1.9	9	274
WFNC-F	N/T	102.3	Lumberton	0.6	1.6	3	60	WMNX-F	B	97.3	Wilmington	0.6	3.2	9	278
WKKE	G	1080	St. Pauls	0.6	1.3	3	56	WQDR-F	C	94.7	Raleigh	1.2	5.8	21	446
WYRU	REL	1160	Red Springs	0.8	1.7	4	55	WRDU-F	AOR	106.1	Wilson	0.6	2.0	6	161
								WRSN-F	AC	93.9	Burlington	1.7	3.9	15	293
								WTRG-F	O	100.7	Rocky Mount	0.8	2.6	29	322

FAYETTEVILLE, NC

Consolidation Report	12+	25-54	Revenue	Format Performance	AM	FM	Total	%	Yr. Ago
Beasley WAZZ-AM, WFLB-FM, WKML-FM, WUKS-FM, WYRU-AM, WZFX-FM	44.9 %	45.2 %	58.5 %	AC	0 (0)	59 (3)	59 (3)	13.7 %	13.7 %
Cumulus, pend. WFNC-AM, WFNC-FM, WKQB-FM, WQSM-FM, WRCQ-FM	18.3 %	17.5 %	36.0 %	AOR/Classic/NR	0 (0)	41 (4)	41 (4)	9.5 %	10.8 %
	63.3 %	62.7 %	94.5 %	Black/Urban	0 (0)	110 (5)	110 (5)	25.6 %	25.9 %
				CHR	0 (0)	8 (1)	8 (1)	1.9 %	2.0 %
				Classical	0 (0)	0 (0)	0 (0)	0.0 %	0.0 %
				Country	0 (0)	89 (5)	89 (5)	20.7 %	19.4 %
				Full Service	0 (0)	0 (0)	0 (0)	0.0 %	0.0 %
				Hispanic	0 (0)	0 (0)	0 (0)	0.0 %	0.0 %
				Jazz	0 (0)	0 (0)	0 (0)	0.0 %	0.0 %
				News/Talk	15 (1)	3 (1)	18 (2)	4.2 %	4.5 %
				Oldies	0 (0)	43 (2)	43 (2)	10.0 %	8.8 %
				Others/Unknown	0 (0)	0 (0)	0 (0)	0.0 %	0.0 %
				Religion/Gospel	27 (5)	33 (3)	60 (8)	14.0 %	14.4 %
				Soft AC	0 (0)	0 (0)	0 (0)	0.0 %	0.0 %
				Sports	0 (0)	0 (0)	0 (0)	0.0 %	0.0 %
				Standards/EZ	2 (1)	0 (0)	2 (1)	0.5 %	0.5 %
				Totals	44 (7)	386 (24)	430 (31)		

AM Stations

WFNC	640	10 kw/1 kw (DA-N)	News/Talk	CBS	\$22.00	Katz	Cumulus	Fayetteville
WIDU	1600	5 kw/0.147 kw (DA-2)	Black Gospel	CNN	\$<20.00	--		Fayetteville

FM Stations

WCCG	104.5	5 kw @ 305	Black Oldies		\$ NA	--		Hope Mills
WCLH	107.3	13 kw @ 453	Contemp Christian		\$ NA	--		Clinton
WFLB	95.5	100 kw @ 1043	Oldies		\$23.00	D&R	Beasley	Laurnburg
WFNC	102.3	3 kw @ 269	Talk	CBS	\$ NA	Katz	Cumulus	Lumberton
WKML	95.7	100 kw @ 1043	Country		\$66.00	D&R	Beasley	Lumberton
WKQB	106.9	50 kw @ 492	Classic AOR		\$<20.00	Regional	Cumulus, pend.	Southern Pines
WQSM	98.1	100 kw @ 830	AC		\$45.00	Katz	Cumulus	Fayetteville
WRCQ	103.5	48 kw @ 502	AOR		\$31.00	--	Cumulus	Dunn
WSTS	100.9	50 kw @ 489	Gospel		\$<20.00	--	WFMO	Farmont
WUKS	107.7	6 kw @ 328	Black AC	ABC	\$<20.00	D&R	Beasley	St Pauls
WZFX	99.1	100 kw @ 981	Black	ABC	\$54.00	D&R	Beasley	Whiteville

Notes * WFNC revenue level includes WFNC-F revenue . . . Other ranked stations -- See Raleigh-Durham . . . 2/00 WTEL (1160; Red Springs) changed calls to WYRU, remains Religion . . . 7/00 WKQB-F sold to Cumulus for \$6,150,000

FLINT

Arbitron Rank 119 Pop (12+) 355,600	Stations 41 / 13	Last Year's Revenue: \$15,700,000
MSA Rank: 118	Diaries: 1,262 / 282:1 / 50.7%	Household Income: \$42,784
MSA Pop: 437,000	Sample Target: 1,260	Total Retail Sales: \$5.4 Bil.
DMA: 63 (w/Saginaw)	% Below Line: 36.0	#1 Biller: WCRZ-F \$3,400,000
Average Persons Rating: 15.3	% Not Listed: 11.2	#1 Billing Portfolio
Market TSL in Hours 20.50	Pop per Station: 27,354	Cumulus, pend. \$7,570,000

12+ Metro	Format	Spring 00 1/4 Share	Fall 99	Spg 99	Fall 98	Spg 98	12+ Metro Cume / Rtg	Fall 99	Spg 99	12+ TSA AQH / Cume	Revenue Level		
1	WDZZ-F	B	59 / 10.8	9.8	12.3	12.2	10.8	651 / 18.3	16.2	18.5	59 / 658	E	WDZZ-F
2	WCRZ-F	AC	52 / 9.5	9.3	8.5	8.8	8.3	725 / 20.4	17.9	17.9	64 / 920	E	WCRZ-F
3	WWCK-F	CHR	48 / 8.8	10.8	11.0	11.0	11.2	927 / 26.1	27.0	27.5	60 / 1184	E	WWCK-F
4	WHNN-F	O	40 / 7.3	7.0	5.7	5.4	5.5	522 / 14.7	15.2	14.8	52 / 831		WHNN-F
5	WFBE-F	C	38 / 7.0	7.2	7.7	7.1	8.3	519 / 14.6	16.8	17.1	46 / 686	C	WFBE-F
6	WOWE-F	B/O	22 / 4.0	3.8	3.3	3.2	3.9	299 / 8.4	8.4	8.4	23 / 336	A	WOWE-F
6	WKCO-F	C	22 / 4.0	4.3	3.5	4.1	5.0	413 / 11.6	12.9	11.5	40 / 757		WKCO-F
8	WIOG-F	AC	21 / 3.9	3.0	2.8	3.0	1.8	590 / 16.6	15.6	12.1	36 / 906		WIOG-F
9	WJR	FS	18 / 3.3	2.8	3.7	3.6	3.9	324 / 9.1	9.9	11.2	23 / 493		WJR
10	WWBN-F	AOR	17 / 3.1	4.9	3.3	3.9	4.1	382 / 10.7	10.9	11.8	22 / 494	B	WWBN-F
11	WFDF	T	15 / 2.8	3.2	2.9	1.9	2.3	270 / 7.6	8.4	8.4	16 / 306	B	WFDF
12	WRIF-F	AOR	11 / 2.0	1.3	1.7	2.1	1.8	191 / 5.4	5.5	5.6	17 / 289		WRIF-F
13	WOAP	ST	9 / 1.7	2.1	2.4	1.7	2.5	96 / 2.7	2.7	3.3	15 / 146		WOAP
13	WDTJ-F	B	9 / 1.7	0.8	0.6	0.6	0.4	159 / 4.5	3.6	3.5	11 / 198		WDTJ-F

12+ FM Share (Metro): 84.50% (409 of 484) (Spring 99: 80.54%)

Teens	18-34	18-49	25-49	25-54	35+	12+ AMD	12+ Mid	12+ PMD	12+ Eve	12+ Wknd
1 WWCK-F	1 WWCK-F	1 WDZZ-F	1 WCRZ-F <	1 WCRZ-F	1 WCRZ-F	1 WDZZ-F <	1 WCRZ-F >	1 WDZZ-F <	1 WDZZ-F >	1 WDZZ-F
2 WDZZ-F >>	2 WDZZ-F >	2 WWCK-F <	2 WDZZ-F	2 WDZZ-F	2 WHNN-F	2 WCRZ-F	2 WWCK-F <	2 WCRZ-F <	2 WWCK-F >	2 WFBE-F <
3 WIOG-F	3 WFBE-F <	3 WCRZ-F >	3 WWCK-F >	3 WWCK-F <	3 WDZZ-F	3 WWCK-F	3 WDZZ-F <	3 WWCK-F	3 WHNN-F	3 WWCK-F <
3 WTCF-F >	4 WIOG-F	4 WFBE-F	4 WHNN-F	4 WHNN-F	4 WFBE-F	4 WHNN-F	4 WHNN-F <	4 WHNN-F <	4 WFBE-F	4 WHNN-F
	5 WCRZ-F >	5 WHNN-F <	5 WFBE-F	5 WFBE-F	5 WOWE-F	5 WFBE-F >	5 WFBE-F >	5 WFBE-F >	4 WCRZ-F	5 WCRZ-F <
		6 WIOG-F	6 WOWE-F	6 WOWE-F <	6 WJR <	6 WJRF <	6 WKCO-F	6 WIOG-F <	4 WOWE-F	6 WOWE-F >
		7 WWBN-F <	6 WIOG-F <	7 WIOG-F	7 WWCK-F <	7 WKCO-F	7 WIOG-F <	7 WOWE-F <	7 WIOG-F	7 WKCO-F
		8 WOWE-F	8 WWBN-F	8 WWBN-F <	8 WKCO-F	7 WJR	8 WFDF	8 WKCO-F <	8 WJR <	8 WIOG-F <
		9 WRIF-F	9 WRIF-F <	9 WKCO-F	9 WFDF	9 WRIF-F	9 WOWE-F	9 WWBN-F <	9 WWBN-F <	9 WWBN-F <
		9 WKCO-F >	10 WKCO-F >	10 WRIF-F >			10 WJR <	10 WJR	10 WDTJ-F	10 WJR >

Wom 18-24	Wom 18-34	Wom 25-34	Wom 18-49	Wom 25-54	Men 18-24	Men 18-34	Men 25-34	Men 18-49	Men 25-54	12+ Ovrnite
1 WWCK-F >	1 WWCK-F	1 WWCK-F	1 WCRZ-F	1 WCRZ-F >	1 WWCK-F	1 WWCK-F	1 WDZZ-F	1 WDZZ-F	1 WDZZ-F	1 WCRZ-F >
2 WDZZ-F >	2 WDZZ-F	2 WCRZ-F	2 WWCK-F	2 WDZZ-F	2 WDZZ-F >	1 WDZZ-F >	2 WWCK-F	2 WWCK-F	2 WHNN-F	2 WDZZ-F <
3 WFBE-F >	3 WIOG-F	2 WDZZ-F	2 WDZZ-F >	3 WWCK-F >	3 WWBN-F >	3 WFBE-F	2 WFBE-F	3 WHNN-F <	2 WCRZ-F	3 WHNN-F
4 WIOG-F	4 WCRZ-F	2 WIOG-F >	4 WIOG-F	4 WFBE-F	4 WWBN-F	4 WWBN-F	4 WRXF-F	4 WFBE-F	4 WWCK-F	4 WWCK-F >>
4 WCRZ-F >>	5 WFBE-F >	5 WKCO-F	5 WFBE-F	4 WIOG-F	4 WRIF-F	5 WWBN-F >	5 WCRZ-F	4 WFBE-F >		
	6 WKCO-F	5 WFBE-F >	6 WOWE-F	4 WOWE-F	4 WRXF-F >		6 WRIF-F	6 WWBN-F	6 WRIF-F >	
			7 WHNN-F	4 WHNN-F >	7 WIOG-F >		6 WWBN-F >	6 WRIF-F >	8 WOWE-F	

Consolidation Report	12+	25-54	Revenue
Cumulus, pend. WDZZ-FM WFDF-AM. WRSR-FM, WWCK-FM	23.9 %	22.2 %	48.2 %
Regent WCRZ-FM WFNT-AM WWBN-FM	13.7 %	16.8 %	28.9 %
	37.6 %	39.0 %	77.1 %

FLINT

Other Rated Stations				Metro Share	Cume Rating	TSA AQH Cume		Format	Performance	AM	FM	Total	%	Yr. Ago		
WCXI	B/G	1160	Fenton	1.1	1.4	9	57	AC	0	(0)	79	(4)	79	(4)	16.3 %	14.5 %
WFLT	G	1420	Flint	1.5	2.8	8	98	AOR/Classic/NR	0	(0)	52	(9)	52	(9)	10.7 %	10.8 %
WFNT	ST	1470	Flint	1.1	2.7	6	104	Black/Urban	0	(0)	98	(6)	98	(6)	20.2 %	19.7 %
WRSR-F	SAC	103.9	Owosso	1.5	5.1	11	244	CHR	0	(0)	53	(2)	53	(2)	11.0 %	12.4 %
WRXF-F	AOR	103.1	Lapeer	1.3	4.4	14	291	Classical	0	(0)	0	(0)	0	(0)	0.0 %	0.0 %
WTRX	SPRTS	1330	Flint	0.4	1.3	2	45	Country	0	(0)	64	(4)	64	(4)	13.2 %	12.6 %
Other Rated Stations--Outside Market				Metro Share	Cume Rating	TSA AQH Cume		Format	Performance	AM	FM	Total	%	Yr. Ago		
WCSX-F	CLAOR	94.7	Birmingham	0.7	2.3	8	137	Full Service	18	(1)	0	(0)	18	(1)	3.7 %	4.1 %
WDFN	SPRTS	1130	Detroit	0.4	0.9	2	52	Hispanic	0	(0)	0	(0)	0	(0)	0.0 %	0.0 %
WEEG-F	CLAOR	97.3	Essexville	0.6	2.0	7	119	Jazz	0	(0)	2	(1)	2	(1)	0.4 %	0.8 %
WGRV-F	B/O	105.1	Detroit	0.6	1.9	4	99	News/Talk	24	(3)	4	(1)	28	(4)	5.8 %	6.6 %
WHMI-F	AC	93.5	Howell	0.6	1.3	4	53	Oldies	0	(0)	49	(3)	49	(3)	10.1 %	7.7 %
WILZ-F	CL AOR	104.5	Saginaw	0.7	3.0	6	169	Others/Unknown	0	(0)	0	(0)	0	(0)	0.0 %	0.0 %
WITL-F	C	100.7	Lansing	0.4	1.4	18	198	Religion/Gospel	14	(2)	0	(0)	14	(2)	2.9 %	4.3 %
WJIM-F	O	97.5	Lansing	1.1	1.3	7	86	Soft AC	0	(0)	8	(1)	8	(1)	1.7 %	2.1 %
WJLB-F	B	97.9	Detroit	0.4	1.8	2	70	Sports	4	(2)	0	(0)	4	(2)	0.8 %	1.2 %
WKQI-F	AC/CHR	95.5	Detroit	0.6	2.3	4	138	Standards/EZ	15	(2)	0	(0)	15	(2)	3.1 %	3.1 %
WKOZ-F	AOR	93.3	Midland	0.4	1.9	8	134	Totals	75	(10)	409	(31)	484	(41)		
WKRF-F	T	97.1	Detroit	0.7	2.5	7	169									
WOMC-F	O	104.3	Detroit	0.6	1.3	11	166									
WTCF-F	CHR	100.5	Carrollton	0.9	4.5	9	252									
WTLZ-F	B	107.1	Saginaw	0.6	3.3	3	121									
WVMV-F	J	98.7	Detroit	0.4	1.5	5	62									
WWJ	N	95.0	Detroit	1.3	4.7	10	280									
WWWW-F	CL AOR	106.7	Detroit	0.7	1.6	10	183									
WXYT	T	127.0	Detroit	0.4	0.9	3	46									
WYCD-F	C	99.5	Detroit	0.4	1.5	5	115									

AM Stations

WFDF	910	5 kw/1 kw (DA-2)	Talk	CBS, ESPN	\$<20.00	Allied	Cumulus, pend.	Flint
WOAP	1080	1 kw (Days)	Standards		\$ NA	--		Owosso

FM Stations

WCRZ	107.9	50 kw @ 331	AC	CBS	\$98.00	Katz	Regent	Flint
WDZZ	92.7	3 kw @ 256	Black	ABC	\$50.00	Allied	Cumulus, pend.	Flint
WFBE	95.1	50 kw @ 243	Country		\$ NA	Eastman	Citadel	Flint
WOWE	99.9	3 kw @ 328	Black Oldies	ABC	\$<20.00	Chnstal		Vassar
WYBH	101.7	3 kw @ 328	AOR	AMFM	\$22.00	Katz	Regent	Tuscola
WYCK	105.5	25 kw @ 328	CHR	Westwd	\$60.00	Allied	Cumulus, pend.	Flint

Notes: Other ranked stations -- See Saginaw-Bay City or Detroit . . . 4/00 WFNT (1470) changed from Talk to Standards . . . 9/00 WTRX (1330) sold to Citadel for \$180,000

FORT MYERS-NAPLES

Arbitron Rank	71 Pop (12+)	556,600	Stations	31 / 24	Last Year's Revenue:	\$27,600,000
MSA Rank:	122-Ft Myers, 192-Naples		Diaries:	1,526 / 365:1 / 50.8%	Household Income:	\$43,344
MSA Pop:	644,000		Sample Target:	1,540	Total Retail Sales:	\$8.7 Bil
DMA:	83		% Below Line:	4.1	#1 Biller:	WXKB-F \$3,800,000
Average Persons Rating:	16.5		% Not Listed:	12.9	#1 Billing Portfolio	
Market TSL in Hours	22.25		Pop per Station:	23,192	Beasley	\$9,010,000

12+ Metro	Format	Spring 00 1/4 Share	Fall 99	Spq 99	Fall 98	Spq 98	12+ Metro Cume / Rtg	Fall 99	Spq 99	12+ TSA AQH / Cume	Revenue Level		
1	WAVV-F	EZ	101 / 11.0	117	119	15.2	12.1	1018 / 18.3	197	196	107 / 1101	D	WAVV-F
2	WXKB-F	CHR	83 / 9.1	87	85	8.0	8.7	1160 / 20.8	210	221	98 / 1485	E	WXKB-F
3	WJBX-F	AOR-NR	49 / 5.3	66	53	4.5	3.6	582 / 10.4	127	118	55 / 672	C	WJBX-F
4	WRXK-F	CL AOR	48 / 5.2	50	59	5.5	5.7	667 / 12.0	106	131	53 / 795	E	WRXK-F
4	WOLZ-F	O	48 / 5.2	61	50	6.5	5.2	715 / 12.8	135	144	54 / 813	D	WOLZ-F
6	WINK-F	AC	47 / 5.1	49	48	5.8	5.8	750 / 13.5	123	121	73 / 1037	D	WINK-F
7	WWGR-F	C	46 / 5.0	48	44	5.2	4.0	669 / 12.0	93	104	62 / 893	C	WWGR-F
8	WINK-AA	N/T	45 / 4.9	53	7.9	6.2	5.8	603 / 10.8	11.7	13.9	49 / 699	C	WINK-AA
9	WJST-F	ST	43 / 4.7	29	54	3.8	5.2	479 / 8.6	6.9	9.4	43 / 491	B	WJST-F
10	WCKT-F	C	42 / 4.6	40	5.5	5.1	7.3	675 / 12.1	11.5	13.0	42 / 710	D	WCKT-F
11	WARO-F	CL AOR	31 / 3.4	2.8	3.7	2.9	5.1	451 / 8.1	8.1	9.3	34 / 484	C	WARO-F
12	WTLT-F	SAC	22 / 2.4	2.5	1.7	2.4	2.3	362 / 6.5	5.1	5.9	22 / 374	A	WTLT-F
13	WJGO-F	B/O	21 / 2.3	2.8				334 / 6.0	5.7		22 / 361		WJGO-F
14	WCCL-F	CL	19 / 2.1	2.6	2.0			314 / 5.6	5.5	3.8	23 / 351		WCCL-F
15	WQNU-F	C	18 / 2.0	2.5	2.1	2.7	2.8	311 / 5.6	6.8	6.9	19 / 328	B	WQNU-F
16	WWCL	SP-C	17 / 1.9	1.8	0.9	1.1	0.8	104 / 1.9	2.0	1.3	17 / 104	A	WWCL
17	WTLO	T	16 / 1.7	1.5	2.0	1.9	1.7	227 / 4.1	3.8	6.5	17 / 267	A	WTLO
17	WDRR-F	J	16 / 1.7	2.2	1.8	2.0	1.3	340 / 6.1	6.3	5.2	16 / 356	A	WDRR-F
19	WSGL-F	AC/CHR	13 / 1.4	1.1	2.1	1.5	2.9	186 / 3.3	3.9	5.8	13 / 186	A	WSGL-F
19	WAFZ	SP	13 / 1.4	0.8	1.1	0.8	0.6	110 / 2.0	1.6	1.5	13 / 114	A	WAFZ

12+ FM Share (Metro): 85.73% (685 of 799) (Spring 99: 84.20%)

Teens	18-34	18-49	25-49	25-54	35+	12+ AMD	12+ Mid	12+ PMD	12+ Eve	12+ Wknd
1 WXKB-F >>>	1 WJBX-F <	1 WXKB-F	1 WXKB-F	1 WXKB-F	1 WAVV-F >>	1 WRXK-F	1 WAVV-F	1 WAVV-F	1 WXKB-F >	1 WAVV-F
2 WJBX-F >	2 WXKB-F	2 WRXK-F <	2 WRXK-F	2 WRXK-F	2 WJST-F	2 WAVV-F	2 WINK-AA	1 WXKB-F >	2 WAVV-F >	2 WXKB-F >
3 WQNU-F >>	3 WRXK-F >	3 WJBX-F	3 WINK-F	3 WINK-F	2 WOLZ-F <	3 WXKB-F	3 WXKB-F	3 WJBX-F	3 WJBX-F	3 WOLZ-F <
4 WINK-F	4 WINK-F	4 WJBX-F	4 WJBX-F	4 WJBX-F <	4 WINK-AA	4 WINK-F	4 WJBX-F <	4 WOLZ-F	4 WOLZ-F <	4 WWGR-F
5 WWGR-F	5 WARO-F <	5 WARO-F	5 WOLZ-F	5 WINK-F <	5 WWGR-F	5 WINK-F <	5 WINK-F <	5 WWGR-F <	5 WJST-F <	5 WJBX-F
6 WCKT-F	6 WWGR-F <	6 WCKT-F	5 WARO-F	6 WWGR-F	6 WCKT-F <	6 WCKT-F <	6 WINK-F <	6 WJST-F <	6 WARO-F	5 WJST-F
6 WWCL	7 WCKT-F	7 WOLZ-F	7 WCKT-F	6 WCKT-F	7 WINK-AA	7 WOLZ-F <	7 WJST-F <	6 WWGR-F <	7 WINK-F <	7 WINK-F <
8 WARO-F	8 WOLZ-F	7 WWGR-F	8 WWGR-F <	8 WXKB-F	7 WOLZ-F	8 WCKT-F	8 WCKT-F	8 WCKT-F	8 WQNU-F <	8 WCKT-F <
8 WAFZ	9 WJGO-F	9 WJGO-F >	9 WJGO-F	9 WRXK-F <	9 WJBX-F <	9 WRXK-F <	9 WARO-F	9 WTLT-F <	9 WARO-F <	9 WARO-F <
	10 WWCL		10 WTLT-F	10 WARO-F	10 WJST-F	10 WWGR-F	9 WRXK-F <	10 WCKT-F <	10 WTLT-F	

Wom 18-24	Wom 18-34	Wom 25-34	Wom 18-49	Wom 25-54	Men 18-24	Men 18-34	Men 25-34	Men 18-49	Men 25-54	12+ Ovrnite
1 WXKB-F >>>	1 WXKB-F >	1 WXKB-F	1 WJBX-F >	1 WINK-F <	1 WJBX-F >	1 WRXK-F	1 WRXK-F	1 WRXK-F	1 WRXK-F >	1 WAVV-F
2 WOLZ-F	2 WJBX-F	2 WINK-F <	2 WINK-F >	2 WXKB-F >	2 WRXK-F	1 WJBX-F >>	2 WJBX-F >	2 WJBX-F	2 WJBX-F	1 WXKB-F >
2 WJBX-F	3 WINK-F >	3 WJBX-F >>	3 WJBX-F <	3 WOLZ-F	3 WAFZ	3 WXKB-F >	3 WXKB-F	3 WXKB-F	2 WXKB-F <	3 WWGR-F
4 WWGR-F >	4 WWGR-F	4 WARO-F	4 WWGR-F	4 WCKT-F	3 WWGR-F	4 WCKT-F	4 WCKT-F >	4 WARO-F	4 WARO-F	4 WCCL-F
	5 WOLZ-F	4 WJGO-F	5 WOLZ-F	4 WWGR-F	5 WXKB-F	4 WWGR-F	5 WHPT-F	5 WCKT-F >	5 WCKT-F <	5 WINK-AA
	5 WJGO-F		6 WCKT-F	6 WJBX-F	5 WWCL >>	6 WINK-F	5 WINK-F	6 WOLZ-F	6 WOLZ-F	
	5 WWCL		7 WARO-F	6 WJGO-F		6 WAFZ		6 WWGR-F	7 WINK-AA	
			7 WJGO-F	8 WARO-F				6 WWCL	8 WINK-F	
			7 WRXK-F	8 WTLT-F				9 WJGO-F	8 WJGO-F	
								8 WWGR-F	8 WWGR-F	

Other Rated Stations						Other Rated Stations--Outside Market									
			Metro Share	Cume Rating	TSA AQH Cume				Metro Share	Cume Rating	TSA AQH Cume				
WGUF-F	T	98.9	Marco	0.4	2.4	4	138	WFLZ-F	CHR	93.3	Tampa	0.4	1.8	22	412
WOST-F	CHR	100.1	Port Charlotte	1.1	7.2	17	514	WHPT-F	CL AOR	102.5	Sarasota	1.1	4.1	29	422
WWCN	T	770	N. Fort Myers	0.9	2.3	8	133	WIKX-F	C	92.9	Punta Gorda	0.4	1.2	29	363
								WKI	ST	1070	Solana	1.0	2.2	35	333
								WQAM	SPRIS	560	Miami	0.5	1.3	6	96
								WRTO-F	SP-TP	98.3	Goulds	0.3	0.7	3	39
								WSRZ-F	O	107.9	Coral Cove	0.3	1.5	20	244

FORT MYERS-NAPLES

Consolidation Report	12+	25-54	Revenue	Format Performance	AM	FM	Total	%	Yr. Ago
Beasley WJBX-FM, WJST-FM, WRKX-FM, WWCN-AM, WXKB-FM	20.0 %	18.3 %	32.6 %	AC	0 (0)	60 (2)	60 (2)	7.5 %	10.5 %
Clear Channel WCKT-FM, WKII-AM, WOLZ-FM, WOST-FM, WQNU-FM	13.9 %	14.9 %	21.0 %	AOR/Classic/NR	0 (0)	138 (4)	138 (4)	17.3 %	17.6 %
Local (LMA by Meridian), pend. WCCL-FM, WINK-AM, WINK-FM, WTLO-AM	12.0 %	12.1 %	18.5 %	Black/Urban	0 (0)	21 (1)	21 (1)	2.6 %	0.0 %
Meridian, pend. WARO-FM, WNOG-AM, WTLT-FM, WWWD-FM	7.8 %	9.7 %	6.6 %	CHR	0 (0)	97 (3)	97 (3)	12.1 %	9.7 %
Renda, pend. WGUF-FM, WJGO-FM, WSGL-FM, WWGR-FM	6.8 %	7.2 %	7.3 %	Classical	0 (0)	19 (1)	19 (1)	2.4 %	2.2 %
	60.4 %	62.2 %	86.0 %	Country	0 (0)	110 (4)	110 (4)	13.8 %	13.7 %
				Full Service	0 (0)	0 (0)	0 (0)	0.0 %	0.0 %
				Hispanic	30 (2)	3 (1)	33 (3)	4.1 %	2.2 %
				Jazz	0 (0)	16 (1)	16 (1)	2.0 %	3.1 %
				News/Talk	70 (4)	4 (1)	74 (5)	9.3 %	12.3 %
				Oldies	0 (0)	51 (2)	51 (2)	6.4 %	5.7 %
				Others/Unknown	0 (0)	0 (0)	0 (0)	0.0 %	0.0 %
				Religion/Gospel	0 (0)	0 (0)	0 (0)	0.0 %	0.0 %
				Soft AC	0 (0)	22 (1)	22 (1)	2.8 %	2.0 %
				Sports	5 (1)	0 (0)	5 (1)	0.6 %	0.0 %
				Standards/EZ	9 (1)	144 (2)	153 (3)	19.1 %	21.0 %
				Totals	114 (8)	685 (23)	799 (31)		

AM Stations

Station	Power	Time	Format	Company	AM	FM	Location
WAFZ	1490	1 kw	Hispanic Regional	CNN	\$ NA	---	Immokalee
WINK	1200	10 kw/1 kw (DA-2)	News/Talk	CBS	\$32.00	Mc-Guild	Pine Island Center
WJOG	1270	5 kw/1.9 kw (DA-2)	Simul. WINK			Meridian	Naples
WTLO	1240	1 kw	Talk	CNN	\$ NA	Mc-Guild	Fort Myers
WWCL	1440	5 kw/1 kw (DA-2)	Hispanic Variety	Unica	\$ NA	---	Lehigh Acres

FM Stations

Station	Power	Time	Format	Company	AM	FM	Location
WARO	94.5	100 kw @ 1014	Classic AOR		\$39.00	Mc-Guild	Naples
WAVV	101.1	100 kw @ 981	Easy Listening	AP	\$40.00	Christal	Marco
WCCL	97.7	14.5 kw @ 430	Classical	AP	\$ NA	---	Punta Rassa
WCKT	107.1	25.5 kw @ 709	Country		\$62.00	Clr Chnl	Lehigh Acres
WDRR	98.5	2.2 kw @ 373	Jazz		\$ NA	Katz	Carlos Park
WINK	95.9	100 kw @ 1322	AC		\$66.00	Mc-Guild	Fort Myers
WJBX	99.3	50 kw @ 285	New Rock		\$29.00	Eastman	Fl. Myers Beach
WJGO	102.9	50 kw @ 472	Black Oldies	Westwd	\$ NA	---	Tice
WJST	106.3	6 kw @ 265	Standards	ABC. Jones	\$18.00	Eastman	Fl. Myers Villa
WOLZ	95.3	79 kw @ 476	Oldies		\$34.00	Clr Chnl	Fort Myers
WQNU	105.5	7.1 kw @ 594	Country	Westwd	\$ NA	Clr Chnl	Naples Park
WRXK	95.1	100 kw @ 1119	Classic AOR	Westwd	\$50.00	D&R	Bonita Springs
WSGL	103.1	14 kw @ 440	AC/CHR		\$ <20.00	Katz	Naples
WTLT	93.5	6 kw @ 328	Soft AC		\$ NA	Mc-Guild	Naples
WWGR	101.9	100 kw @ 991	Country		\$32.00	Katz	Fort Myers
WXKB	103.9	100 kw @ 981	CHR		\$46.00	D&R	Cape Coral

Notes: 4/00 WOST-F (100.1) changed from Modern AC to CHR . . . 6/00 WJGO-F (102.9; Tice) sold to Renda for \$7,000,000 (Blackburn) . . . 7/00 WQNU-F changed from Country to Black as "The Beat" . . . 8/00 WWWD-F (92.5; La Belle) sold by Intermark to Meridian for \$7,000,000 . . . 8/00 WCCL-F (97.7; Punta Rassa) sold by Intermark to Fort Myers (WINK-AF, WTLO) for \$7,000,000

FORT PIERCE

Arbitron Rank 116 Pop (12+) 363,900	Stations 23 / 22	Last Year's Revenue: NA
MSA Rank: NA	Diaries: 725 / 502:1 / 51.0%	Household Income: \$39,094
MSA Pop: NA	Sample Target: 750	Total Retail Sales: \$4.4 Bil.
DMA: 45 (W. Palm Beach)	% Below Line: 0.4	#1 Biller: NA
Average Persons Rating: 15.4	% Not Listed: 18.2	#1 Billing Portfolio NA
Market TSL in Hours 20.50	Pop per Station: 14,177	

12+ Metro	Format	Spring 00 1/4 Share	Fall 99	Spg 99	Fall 98	Spg 98	12+ Metro Cume / Rtg	Fall 99	Spg 99	12+ TSA AQH / Cume	Revenue Level
1	WOSN-F	67 / 12.0	12.1	10.3	12.7	9.3	610 / 16.8	17.2	15.8	67 / 615	WOSN-F
2	WFLM-F	54 / 9.7	5.2	6.7	5.7	4.1	427 / 11.7	8.7	11.1	55 / 433	WFLM-F
3	WLDI-F	38 / 6.8	7.6	6.9	6.5	4.8	776 / 21.3	21.7	15.9	43 / 872	WLDI-F
4	WZZR-F	32 / 5.7	4.7	5.2	4.6	4.8	377 / 10.4	8.2	11.0	33 / 388	WZZR-F
5	WJBW-F	23 / 4.1	4.5	5.8	4.5	2.7	280 / 7.7	6.7	7.8	23 / 283	WJBW-F
5	WPBZ-F	23 / 4.1	5.2	4.0	2.7	5.1	357 / 9.8	11.0	10.6	33 / 409	WPBZ-F
7	WMBX-F	22 / 3.9	3.4	2.9	2.7	5.1	315 / 8.7	10.9	10.6	23 / 375	WMBX-F
8	WGYL-F	21 / 3.8	3.5	3.3	3.8	5.8	236 / 6.5	9.3	8.5	22 / 247	WGYL-F
9	WKGR-F	19 / 3.4	6.1	4.3	5.5	4.8	379 / 10.4	12.9	10.6	20 / 413	WKGR-F
9	WOLL-F	19 / 3.4	2.0	3.4	3.4	0.5	274 / 7.5	8.1	7.9	19 / 277	WOLL-F
11	WWLV-F	18 / 3.2	1.9	0.5			153 / 4.2	3.8	1.9	18 / 153	WWLV-F
12	WHLG-F	15 / 2.7	3.4	1.4			164 / 4.5	5.8	4.1	15 / 166	WHLG-F
12	WQOL-F	15 / 2.7	3.9	3.3	5.1	4.3	268 / 7.4	8.5	8.8	20 / 321	WQOL-F
14	WPSL	13 / 2.3	1.9	1.8	2.4	2.1	180 / 4.9	5.4	4.0	13 / 180	WPSL
14	WIRK-F	13 / 2.3	1.9	4.0	3.3	1.5	218 / 6.0	6.8	5.8	13 / 237	WIRK-F
16	WAVW-F	12 / 2.1	2.0	2.3	2.2	2.4	266 / 7.3	8.1	7.1	16 / 309	WAVW-F
16	WJNO	12 / 2.1	1.2	1.1	1.0	1.4	125 / 3.4	4.3	3.7	12 / 130	WJNO
18	WEAT-F	11 / 2.0	2.4	2.9	2.2	4.8	208 / 5.7	7.4	6.6	13 / 259	WEAT-F

12+ FM Share (Metro): 90.34% (421 of 466) (Spring 99: 90.51%)

Teens	18-34	18-49	25-49	25-54	35+	12+ AMD	12+ Mid	12+ PMD	12+ Eve	12+ Wknd
1 WLDI-F >>>	1 WFLM-F	1 WFLM-F	1 WFLM-F >	1 WFLM-F	1 WOSN-F >>	1 WOSN-F	1 WOSN-F	1 WOSN-F >	1 WFLM-F >	1 WOSN-F
2 WFLM-F	2 WLDI-F >	2 WLDI-F	2 WZZR-F >	2 WZZR-F	2 WFLM-F	2 WFLM-F	2 WZZR-F	2 WFLM-F	2 WOSN-F <	2 WFLM-F >
3 WPBZ-F >	3 WPBZ-F <	3 WZZR-F	3 WLDI-F	3 WLDI-F	3 WJBW-F <	3 WLDI-F >	3 WFLM-F >	3 WLDI-F	3 WLDI-F >>	3 WLDI-F
4 WAOA-F >>	4 WZZR-F	4 WPBZ-F	4 WPBZ-F <	4 WPBZ-F <	4 WZZR-F	4 WZZR-F <	4 WLDI-F	4 WZZR-F >	4 WZZR-F	4 WJBW-F >
	4 WMBX-F >	4 WMBX-F	5 WMBX-F	5 WKGR-F	5 WWLV-F <	5 WPBZ-F	5 WWLV-F	5 WPBZ-F <	5 WKGR-F	5 WPBZ-F
	6 WHLG-F	6 WKGR-F >	5 WKGR-F >	5 WMBX-F	6 WOLL-F	6 WOLL-F <	5 WMBX-F <	6 WMBX-F <	6 WPBZ-F	6 WQOL-F <
	7 WKGR-F	7 WGYL-F	7 WGYL-F	7 WGYL-F	6 WMBX-F	7 WMBX-F	7 WOLL-F <	7 WWLV-F <	6 WMBX-F	7 WGYL-F
	7 WAVW-F	8 WHLG-F	8 WHLG-F	8 WOLL-F	8 WQOL-F <	7 WKGR-F <	8 WGYL-F <	8 WJBW-F	8 WGYL-F	8 WWLV-F <
		8 WAVW-F	9 WEAT-F	9 WWLV-F	9 WKGR-F <	9 WJBW-F	9 WPBZ-F <	8 WGYL-F <		
			9 WAVW-F	9 WQOL-F	10 WPSL	9 WGYL-F <	10 WKGR-F	10 WJNO		
				9 WHLG-F			10 WJBW-F			

Wom 18-24	Wom 18-34	Wom 25-34	Wom 18-49	Wom 25-54	Men 18-24	Men 18-34	Men 25-34	Men 18-49	Men 25-54	12+ Ovrnite
1 WLDI-F	1 WFLM-F	1 WMBX-F	1 WFLM-F	1 WFLM-F	1 WFLM-F	1 WFLM-F >	1 WFLM-F	1 WFLM-F	1 WZZR-F	1 WFLM-F
2 WFLM-F >>	1 WMBX-F	2 WHLG-F >	2 WMBX-F	1 WMBX-F >	2 WLDI-F >	2 WPBZ-F	1 WPBZ-F >	2 WZZR-F	2 WFLM-F	2 WZZR-F
	1 WLDI-F	3 WFLM-F	2 WLDI-F >	3 WLDI-F	3 WZZR-F >>	2 WLDI-F	3 WLDI-F	3 WPBZ-F	3 WKGR-F <	3 WAXE
	4 WHLG-F >	3 WLDI-F	4 WHLG-F	3 WWLV-F		4 WZZR-F >	4 WZZR-F	3 WLDI-F	4 WPBZ-F	4 WLDI-F >>
	5 WZZR-F	5 WZZR-F	5 WGYL-F	5 WGYL-F		5 WKGR-F	4 WKGR-F	3 WKGR-F >>	5 WLDI-F >	
	5 WGYL-F >>	5 WGYL-F >>	6 WZZR-F	5 WHLG-F		6 WAVW-F >	6 WAVW-F >	6 WGYL-F	6 WGYL-F	
			7 WEAT-F	7 WOLL-F		7 WAFB		6 WAVW-F	6 WIRK-F	
			7 WPBZ-F	7 WEAT-F		7 WOLL-F		6 WIRK-F	8 WJNO	
				8 WZZR-F		7 WMBX-F >>			8 WQOL-F	
				8 WQOL-F						

Other Rated Stations				Metro Share	Cume Rating	TSA AQH Cume	Other Rated Stations--Outside Market				Metro Share	Cume Rating	TSA AQH Cume
WAXE	T	1370	Vero Beach	0.9	2.2	5 81	WAFB	SP-R	590	Clewiston	0.7	2.2	5 87
WCZR-F	T	1017	Vero Beach	0.5	1.8	3 67	WAOA-F	CHR	107.1	Melbourne	0.7	4.1	4 149
WJNX	N/T	1330	Fort Pierce	0.7	2.5	4 90	WRMF-F	AC	97.9	Palm Beach	0.5	3.9	3 147
WPAW-F	C	997	Vero Beach	1.6	4.5	12 203							
WSTU	O	1450	Stuart	0.5	1.8	3 64							
WTTB	T	1490	Vero Beach	0.7	3.2	4 117							

FORT PIERCE

Consolidation Report	12+	25-54	Revenue	Format Performance	AM	FM	Total	%	Yr. Ago
Clear Channel	6.9 %	7.9 %	%	AC	0 (0)	40 (3)	40 (3)	8.6 %	11.5 %
WAVW-FM, WAXE-AM, WCZR-FM, WJNX-AM, WQOL-FM				AOR/Classic/NR	0 (0)	42 (2)	42 (2)	9.0 %	16.6 %
WDBF, W. Palm Beach	16.5 %	6.5 %	%	Black/Urban	0 (0)	54 (1)	54 (1)	11.6 %	8.2 %
WGYL-FM, WOSH-FM, WTTB-AM				CHR	0 (0)	42 (2)	42 (2)	9.0 %	9.5 %
	23.5 %	14.4 %	%	Classical	0 (0)	0 (0)	0 (0)	0.0 %	0.0 %
				Country	0 (0)	34 (3)	34 (3)	7.3 %	11.5 %
				Full Service	0 (0)	0 (0)	0 (0)	0.0 %	0.0 %
				Hispanic	4 (1)	0 (0)	4 (1)	0.9 %	2.2 %
				Jazz	0 (0)	18 (1)	18 (1)	3.9 %	0.7 %
				News/Talk	38 (5)	35 (2)	73 (7)	15.7 %	6.6 %
				Oldies	3 (1)	34 (2)	37 (3)	7.9 %	9.1 %
				Others/Unknown	0 (0)	0 (0)	0 (0)	0.0 %	0.0 %
				Religion/Gospel	0 (0)	0 (0)	0 (0)	0.0 %	0.0 %
				Soft AC	0 (0)	32 (2)	32 (2)	6.9 %	4.0 %
				Sports	0 (0)	0 (0)	0 (0)	0.0 %	0.7 %
				Standards/EZ	0 (0)	90 (2)	90 (2)	19.3 %	19.6 %
				Totals	45 (7)	421 (20)	466 (27)		

AM Stations

WPSL	1590	5 kw/0.064 kw	Talk	CBS, BNN, ESPN	K&P	Port St. Lucie
------	------	---------------	------	----------------	-----	----------------

FM Stations

WAVW	94.7	25 kw @ 295	Country		Katz	Clear Channel	Gifford
WFLM	104.7	25 kw @ 328	Black AC		Interep		White City
WGYL	107.1	50 kw @ 479	AC	ABC	--	WDBF, W. Palm	Vero Beach
WHLG	101.3	6 kw @ 328	AC		--		Port St. Lucie
WOSH	97.1	23 kw @ 348	Standards	Westwd, CNN	Mc-Guild	WDBF, W. Palm	Indian River
WQOL	103.7	50 kw @ 475	Oldies		Katz	Clear Channel	Vero Beach

Notes: Other ranked stations -- See West Palm Beach . . . No revenue data are available . . . 4/00 WTTB changed from Standards/Talk to Talk . . . 4/00 WIRA (1400) sold by Clear Channel to Genesis for \$200,000 . . . 5/00 WTTB/WGYL-F sold by Sandab to Vero Beach Radio Ptnrship (WDBF, W. Palm Beach) for \$5,150,000 (Blackburn) . . . 6/00 WOSH-F sold by Centennial to Vero Beach Radio Ptnrship for \$4,100,000 (Blackburn)

FORT WAYNE

Arbitron Rank 101	Pop (12+) 393,700	Stations 22 / 18	Last Year's Revenue: \$21,900,000
MSA Rank:	105	Diaries: 1,240 / 318:1 / 64.1%	Household Income: \$48,023
MSA Pop:	486,000	Sample Target: 1,210	Total Retail Sales: \$4.7 Bil.
DMA:	106	% Below Line: 1.5	#1 Biller: WQHK-F \$3,250,000
Average Persons Rating:	15.1	% Not Listed: 15.5	#1 Billing Portfolio
Market TSL in Hours	19.75	Pop per Station: 21,872	Federated \$11,525,000

12+ Metro	Format	Spring 00 1/4 Share	Fail 99	Spg 99	Fail 98	Spg 98	12+ Metro Cume / Rtg	Fail 99	Spg 99	12+ TSA AQH / Cume	Revenue Level		
1	WQHK-F	C	58 / 9.8	9.5	9.7	13.4	10.5	821 / 20.9	19.5	20.4	64 / 980	E	WQHK-F
2	WMEE-F	CHR/AC	48 / 8.1	6.3	7.0	6.4	6.9	759 / 19.3	15.7	20.7	76 / 1344	C	WMEE-F
3	WBYS-F	AOR	46 / 7.8	5.9	8.2	6.6	6.4	647 / 16.4	12.7	16.4	97 / 1372	D	WBYS-F
4	WOWO	FS/T	45 / 7.6	6.8	7.5	8.3	7.6	704 / 17.9	16.7	20.0	66 / 1066	D	WOWO
4	WAJI-F	AC	45 / 7.6	7.8	7.0	9.0	7.9	719 / 18.3	17.4	16.3	67 / 987	D	WAJI-F
5	WFWI-F	CL AOR	41 / 6.9	6.6	6.2	6.4	5.6	683 / 17.3	17.6	16.7	47 / 842	C	WFWI-F
7	WSHI-F	ST	39 / 6.6	9.0	6.2	6.3	5.1	478 / 12.1	13.1	10.6	45 / 552	A	WSHI-F
8	WLDE-F	O	33 / 5.6	6.8	7.0	6.8	7.8	560 / 14.2	15.4	16.2	38 / 669	C	WLDE-F
8	WJFX-F	CHR/B	33 / 5.6	4.9	5.7	4.2	2.7	566 / 14.4	11.2	12.7	36 / 671	A	WJFX-F
10	WBTU-F	C	29 / 4.9	5.0	6.0	4.9	4.9	504 / 12.8	11.0	12.0	52 / 946	C	WBTU-F
11	WEJE-F	AOR-NR	20 / 3.4	3.1	3.3	5.0	3.9	432 / 11.0	10.3	10.8	28 / 678	B	WEJE-F
12	WCKZ-F	CHR/B	17 / 2.9	2.4	3.0	0.2	0.2	463 / 11.8	9.5	11.2	27 / 626	A	WCKZ-F
13	WXKE-F	AOR/CL	13 / 2.2	2.1	3.2	1.6	2.4	301 / 7.6	5.3	7.8	13 / 327	B	WXKE-F
14	WYSR-F	B/O	12 / 2.0	2.6	2.2	1.6	2.7	201 / 5.1	5.4	7.4	13 / 238	A	WYSR-F

12+ FM Share (Metro): 87.43% (438 of 501) (Spring 99: 88.09%)

Teens	18-34	18-49	25-49	25-54	35+	12+ AMD	12+ Mid	12+ PMD	12+ Eve	12+ Wknd
1 WJFX-F	1 WMEE-F	1 WQHK-F <	1 WQHK-F <	1 WQHK-F	1 WOWO <	1 WFWI-F	1 WQHK-F	1 WQHK-F	1 WBYS-F <	1 WQHK-F
2 WCKZ-F >	2 WBYS-F	2 WBYS-F	2 WBYS-F	2 WFWI-F	2 WSHI-F <	2 WQHK-F	2 WMEE-F <	2 WOWO <	2 WJFX-F	2 WSHI-F <
3 WBYS-F	3 WQHK-F	2 WMEE-F	2 WMEE-F <	2 WAJI-F <	3 WQHK-F	3 WAJI-F	3 WOWO <	3 WBYS-F <	3 WEJE-F <	3 WBYS-F <
3 WMEE-F	4 WJFX-F	4 WFWI-F <	4 WFWI-F <	4 WMEE-F <	4 WAJI-F <	4 WOWO <	4 WAJI-F	4 WMEE-F	4 WQHK-F	4 WMEE-F <
5 WFWI-F <	5 WAJI-F >	5 WAJI-F >	5 WBYS-F >	5 WLDE-F	5 WMEE-F <	5 WBYS-F <	5 WAJI-F <	5 WAJI-F <	4 WMEE-F <	5 WJFX-F
6 WEJE-F <	6 WJFX-F	6 WJFX-F	6 WBTU-F <	6 WLDE-F	6 WBYR-F >	6 WBYR-F <	6 WSHI-F	6 WJFX-F <	6 WOWO <	6 WAJI-F
	7 WBTU-F	7 WLDE-F	7 WBTU-F <	7 WBTU-F <	7 WBTU-F <	7 WSHI-F	7 WBTU-F <	7 WLDE-F <	7 WAJI-F <	7 WOWO <
			8 WOWO >	8 WBYS-F <	8 WBTU-F <	8 WLDE-F	8 WSHI-F	8 WCKZ-F	8 WLDE-F	8 WLDE-F
							9 WBTU-F			9 WFWI-F

Wom 18-24	Wom 18-34	Wom 25-34	Wom 18-49	Wom 25-54	Men 18-24	Men 18-34	Men 25-34	Men 18-49	Men 25-54	12+ Ovrnite
1 WJFX-F	1 WMEE-F >	1 WMEE-F >	1 WMEE-F	1 WQHK-F	1 WJFX-F	1 WBYS-F >	1 WBYS-F >	1 WBYS-F	1 WFWI-F <	1 WQHK-F
2 WMEE-F	2 WQHK-F	2 WQHK-F >>	2 WQHK-F	2 WMEE-F	2 WBYS-F	2 WFWI-F	2 WFWI-F	2 WFWI-F >	2 WBYS-F >	2 WBYS-F >
3 WEJE-F >	3 WJFX-F	3 WBYS-F	3 WAJI-F >	3 WAJI-F >>	3 WEJE-F	3 WJFX-F	3 WBTU-F	3 WQHK-F	3 WLDE-F	3 WLDE-F
4 WBYS-F	4 WBYS-F	3 WAJI-F >	4 WBYS-F	4 WLDE-F	4 WQHK-F	4 WBTU-F	4 WMEE-F	4 WBTU-F	3 WQHK-F	3 WFWI-F
4 WQHK-F	4 WAJI-F	5 WFWI-F	5 WJFX-F	4 WFWI-F	4 WFWI-F	4 WQHK-F	5 WQHK-F	4 WAJI-F <	3 WAJI-F	3 WSHI-F
4 WAJI-F >		6 WFWI-F	6 WBYR-F	6 WBYR-F	6 WEJE-F	5 WXKE-F >	6 WJFX-F	6 WBTU-F	6 WBTU-F	6 WJFX-F
			7 WBTU-F	7 WYSR-F	6 WMEE-F		7 WMEE-F	6 WOWO	6 WOWO	6 WOWO
								8 WXKE-F		
								8 WMEE-F >		

Other Rated Stations				Metro Share	Cume Rating	TSA AQH Cume	Other Rated Stations--Outside Market				Metro Share	Cume Rating	TSA AQH Cume
WFCV	REL	1090	Fort Wayne	0.8	2.0	7 103	WDFM-F	AC/CHR	98.1	Defiance, OH	0.5	2.0	20 406
WGL	T/SPRTS	1250	Fort Wayne	0.8	4.0	6 187	WGN	FS/T	720	Chicago	0.3	1.2	3 71
WONO	SPRTS	1380	Fort Wayne	0.7	2.4	4 107	WLW	FS/T	700	Cincinnati	0.3	1.0	12 211
							WMRI-F	EZ	106.9	Marion, IN	0.3	2.1	13 234

FORT WAYNE

Consolidation Report	12+	25-54	Revenue	Format Performance	AM	FM	Total	%	Yr. Ago
Federated	40.9 %	47.1 %	52.6 %	AC	0 (0)	48 (2)	48 (2)	9.6 %	8.2 %
WBXR-FM, WFWI-FM, WMEE-FM, WONO-AM, WOWO-AM, WQHK-FM				AOR/Classic/NR	0 (0)	119 (5)	119 (5)	23.8 %	24.4 %
Local	2.0 %	3.2 %	3.7 %	Black/Urban	0 (0)	12 (1)	12 (1)	2.4 %	2.5 %
WEXI-FM, WXKE-FM				CHR	0 (0)	98 (3)	98 (3)	19.6 %	18.4 %
Sarkes Tarzian	13.2 %	16.6 %	21.7 %	Classical	0 (0)	0 (0)	0 (0)	0.0 %	0.0 %
WAJI-FM, WLDE-FM				Country	0 (0)	87 (2)	87 (2)	17.4 %	18.4 %
WGL	7.1 %	3.6 %	8.1 %	Full Service	49 (3)	0 (0)	49 (3)	9.8 %	9.2 %
WCKZ-FM, WEJE-FM, WGL-AM, WGLL-AM, WYSR-FM				Hispanic	0 (0)	0 (0)	0 (0)	0.0 %	0.0 %
	63.2 %	70.5 %	86.1 %	Jazz	0 (0)	0 (0)	0 (0)	0.0 %	0.0 %
				News/Talk	5 (1)	0 (0)	5 (1)	1.0 %	1.8 %
				Oldies	0 (0)	33 (1)	33 (1)	6.6 %	8.2 %
				Others/Unknown	0 (0)	0 (0)	0 (0)	0.0 %	0.0 %
				Religion/Gospel	5 (1)	0 (0)	5 (1)	1.0 %	0.6 %
				Soft AC	0 (0)	0 (0)	0 (0)	0.0 %	0.0 %
				Sports	4 (1)	0 (0)	4 (1)	0.8 %	0.4 %
				Standards/EZ	0 (0)	41 (2)	41 (2)	8.2 %	8.0 %
				Totals	63 (6)	438 (16)	501 (22)		

AM Stations

WOWO	1190	50 kw/9.8 kw (DA-N)	Full Service/Talk	ABC, CBS	\$37.00	Katz	Federated	Fort Wayne
------	------	---------------------	-------------------	----------	---------	------	-----------	------------

FM Stations

WAJI	95.1	39 kw @ 679	AC		\$55.00	Katz	Sarkes Tarzian	Fort Wayne
WBTU	93.3	50 kw @ 492	Country		\$36.00	Katz	Artistic	Kendallville
WBXR	98.9	50 kw @ 453	AOR	ABC	\$40.00	Eastman	Federated	Van Wert, OH
WCKZ	102.3	3 kw @ 300	Dance CHR		\$ NA	Mc-Guild	WGL	Auburn
WEJE	96.3	6.7 kw @ 554	New Rock		\$ < 20.00	Mc-Guild	WGL	Churubusco
WEXI	102.9	3 kw @ 300	Simul. WXKE-F					Huntington
WFWI	92.3	2.7 kw @ 482	Classic AOR	ABC	\$33.00	Eastman	Federated	Fort Wayne
WJFX	107.9	2.5 kw @ 358	Dance CHR		\$ < 20.00	Allied		New Haven
WLDE	101.7	3 kw @ 328	Oldies		\$21.00	Katz	Sarkes Tarzian	Fort Wayne
WMEE	97.3	26 kw @ 689	AC/CHR	CBS	\$30.00	Chrystal	Federated	Fort Wayne
WQHK	105.1	13.5 kw @ 449	Country		\$50.00	Chrystal	Federated	Decatur
WSHI	106.3	1.95 kw @ 403	Standards	Westwd, CNN	\$ NA	Regional		Columbia City
WXKE	103.9	3 kw @ 328	AOR/Classic AOR		\$25.00	D&R	WEXI-F	Fort Wayne
WYSR	94.1	6 kw @ 328	Black Oldies		\$ NA	Mc-Guild	WGL	Roanoke

Notes: 3/00 WBTU-F sold by 62nd Street to Artistic Media for \$5,000,000 (Foreman) . . . 4.00 WEXI-F (102.9; Huntington) changed from AC to simulcasting AOR WXKE-F . . . 8/00 WONO (1380) added programming from ESPN Radio

FRESNO

Arbitron Rank: 65 **Pop (12+):** 629,000
MSA Rank: 64
MSA Pop: 927,000
DMA: 44
Average Persons Rating: 15.9
Market TSL in Hours: 21.25

Stations: 32 / 27
Diaries: 1,650/ 381:1/ 47.5%
Sample Target: 1,670
% Below Line: 5.1
% Not Listed: 14.6
Pop per Station: 23,296

Last Year's Revenue: \$33,800,000
Household Income: \$33,756
Total Retail Sales: \$6.3 Bil.
#1 Biller: KMJ \$5,500,000
#1 Billing Portfolio
 CBS/Infinity \$15,600,000

12+ Metro	Format	Spring 00 1/4 Share	Win 00	Fall 99	Sum 99	Spg 99	4-Book Avg.	12+ Metro Cume / Rtg.	Fall 99	Spg 99	12+ TSA AQH / Cume	Revenue Level		
1	KMJ	N/T	77 / 7.7	8.9	7.3	7.7	7.8	7.9	932 / 14.8	14.9	14.2	136 / 1663	G	KMJ
2	KRZR-F	AOR	60 / 6.0	4.0	3.2	5.1	3.7	4.6	688 / 10.9	9.8	8.8	78 / 1092	C	KRZR-F
3	KBOS-F	CHR/U	59 / 5.9	6.9	5.5	5.8	6.2	6.0	1053 / 16.7	19.2	19.4	104 / 2002	D	KBOS-F
4	KSKS-F	C	52 / 5.2	5.8	6.9	6.0	6.2	6.0	654 / 10.4	13.1	13.6	94 / 1304	D	KSKS-F
5	KOQO-F	SP-R*	47 / 4.7	4.5	5.3	5.8	5.6	5.1	624 / 9.9	10.3	10.8	76 / 1063	D*	KOQO-F
6	KJFX-F	CL AOR	46 / 4.6	2.9	3.3	3.2	4.0	3.5	656 / 10.4	9.6	10.8	96 / 1056	C	KJFX-F
7	KMGV-F	B/O	42 / 4.2	3.7	5.0	4.5	5.8	4.4	552 / 8.8	12.7	12.8	65 / 1004	D	KMGV-F
8	KJWL-F	ST	41 / 4.1	4.7	6.7	4.6	5.3	5.0	488 / 7.8	10.5	8.3	43 / 553	C	KJWL-F
9	KSEQ-F	CHR/U	36 / 3.6	4.0	3.5	3.6	3.8	3.7	752 / 11.9	12.2	12.6	75 / 1444		KSEQ-F
9	KLBN-F	SP-R	36 / 3.6	3.7	3.2	2.8	3.4	3.3	586 / 9.3	9.4	9.4	47 / 792	C	KLBN-F
11	KEZL-F	J	35 / 3.5	3.5	3.1	2.9	2.8	3.3	478 / 7.6	7.2	6.6	39 / 535	C	KEZL-F
11	KVSR-F	AC-NR	35 / 3.5	3.5	3.8	4.3	4.3	3.8	887 / 14.1	15.2	13.8	44 / 1271	D	KVSR-F
13	KRNC-F	SP-C	33 / 3.3	3.4	3.3	3.7	3.5	3.4	475 / 7.6	7.5	7.4	45 / 730	B	KRNC-F
13	KFRR-F	AOR-NR	33 / 3.3	3.2	3.9	4.1	3.3	3.6	634 / 10.1	11.0	9.6	77 / 1325	C	KFRR-F
15	KALZ-F	AC-NR	32 / 3.2	4.3	3.6	4.0	3.6	3.8	701 / 11.2	12.4	13.4	46 / 1027	C	KALZ-F
15	KFSO-F	O	32 / 3.2	3.0	3.5	4.5	3.2	3.6	691 / 11.0	11.0	10.2	72 / 1297	C	KFSO-F
17	KSOFF-F	SAC	27 / 2.7	3.9	4.6	3.4	3.5	3.7	508 / 8.1	10.3	9.4	66 / 1020	C	KSOFF-F
18	KMPH-F	N	17 / 1.7	1.5	1.3	1.7	1.8	1.6	381 / 6.1	5.6	6.5	25 / 604		KMPH-F
19	KGST	SP-VA	14 / 1.4	0.9	1.0	1.6	1.8	1.2	197 / 3.1	2.8	2.5	17 / 221	A	KGST
20	KFRE	SP-NT	13 / 1.3	0.8	1.9	2.5	2.4	1.6	146 / 2.3	4.0	4.1	19 / 264		KFRE
20	KWOL-F	C	13 / 1.3	1.2	0.8				144 / 2.3	2.2		17 / 234		KWOL-F
22	KMMM-F	SP	12 / 1.2	1.2	0.4	0.4		0.8	182 / 2.9	2.2		20 / 275		KMMM-F
22	KKPW-F	CHR/U	12 / 1.2	1.4	1.5	1.1	1.5	1.3	395 / 6.3	7.8	7.3	14 / 435	A	KKPW-F
24	KZFO-F	SP-C	11 / 1.1	1.0	0.8	0.7	0.7	0.9	189 / 3.0	2.5	2.9	17 / 324		KZFO-F

12+ FM Share (Metro): 82.73% (666 of 805) (Spring 99: 84.05%)

Teens	18-34	18-49	25-49	25-54	35+	12+ AMD	12+ Mid	12+ PMD	12+ Eve	12+ Wknd
1 KBOS-F	1 KRZR-F	1 KRZR-F	1 KJFX-F	1 KJFX-F <	1 KMJ >	1 KMJ >	1 KMJ	1 KBOS-F	1 KBOS-F >	1 KBOS-F
2 KSEQ-F >>	2 KBOS-F <	2 KJFX-F	1 KRZR-F	2 KRZR-F <	2 KJWL-F	2 KRZR-F	2 KRZR-F	1 KRZR-F	2 KSEQ-F <	2 KOQO-F <
3 KFRR-F	3 KOQO-F	3 KOQO-F	3 KMGV-F	3 KMJ <	3 KJFX-F	3 KOQO-F <	3 KSKS-F	3 KJFX-F	3 KMJ	3 KSKS-F
4 KLBN-F	4 KLBN-F	3 KBOS-F <	3 KSKS-F <	4 KMGV-F <	4 KSKS-F <	4 KSKS-F <	4 KBOS-F	3 KMJ <	4 KRZR-F <	3 KSEQ-F <
5 KVSR-F	5 KFRR-F <	5 KSKS-F <	5 KOQO-F	5 KOQO-F	5 KEZL-F <	5 KJFX-F	4 KJWL-F	5 KMGV-F <	5 KJFX-F	5 KLBN-F <
6 KRNC-F <	6 KMGV-F	6 KMJ <	5 KSKS-F	6 KFSO-F	6 KBOS-F <	6 KJFX-F <	6 KJFX-F <	6 KSKS-F <	5 KOQO-F <	6 KRZR-F <
7 KALZ-F	7 KVSR-F	7 KALZ-F	7 KEZL-F	7 KMGV-F	7 KFRR-F <	7 KMGV-F	7 KLBN-F <	7 KVSR-F	7 KMJ <	7 KMJ <
7 KSKS-F <	7 KALZ-F <	7 KEZL-F <	8 KRNC-F	8 KRZR-F	8 KMGV-F	8 KOQO-F	8 KOQO-F	8 KEZL-F <	7 KRNC-F <	8 KJWL-F
9 KVSR-F	9 KRNC-F <	9 KRNC-F <	8 KALZ-F <	9 KOQO-F <	9 KJWL-F <	8 KFSO-F <	9 KJWL-F <	9 KFRR-F	9 KFRR-F	9 KMGV-F <
9 KMGV-F	10 KLBN-F <	10 KLBN-F <	10 KLBN-F <	10 KSOFF-F	10 KRNC-F <	10 KEZL-F <	10 KSEQ-F <	10 KSOFF-F	10 KSOFF-F	10 KJFX-F <
					10 KMPH-F					

Wom 18-24	Wom 18-34	Wom 25-34	Wom 18-49	Wom 25-54	Men 18-24	Men 18-34	Men 25-34	Men 18-49	Men 25-54	12+ Ovrnite
1 KBOS-F >	1 KBOS-F >	1 KMGV-F	1 KSKS-F <	1 KMGV-F <	1 KRZR-F >	1 KRZR-F >	1 KRZR-F <	1 KRZR-F >	1 KRZR-F	1 KMJ
2 KVSR-F >	2 KRNC-F <	1 KALZ-F	2 KMGV-F <	2 KSKS-F <	2 KBOS-F	2 KOQO-F	2 KOQO-F	2 KJFX-F	1 KJFX-F >	2 KBOS-F >>
3 KSKS-F	3 KALZ-F	1 KRNC-F	3 KBOS-F <	3 KEZL-F	3 KFRR-F >	3 KLBN-F	3 KLBN-F >	3 KOQO-F	3 KMJ <	3 KJFX-F
3 KOQO-F	3 KVSR-F	4 KSKS-F	4 KVSR-F	4 KALZ-F	4 KSEQ-F	3 KFRR-F <	4 KFRR-F	4 KFRR-F	4 KOQO-F	4 KFRR-F
5 KALZ-F	5 KMGV-F	4 KBOS-F >	4 KALZ-F	5 KRNC-F	4 KOQO-F	5 KBOS-F >	5 KSKS-F	5 KLBN-F <	5 KLBN-F <	5 KLBN-F <
5 KRNC-F	5 KOQO-F	6 KSEQ-F	6 KEZL-F <	5 KMJ	4 KJFX-F	6 KSEQ-F	6 KBOS-F	6 KBOS-F	6 KMGV-F <	6 KMGV-F <
7 KLBN-F	5 KSKS-F >	6 KLBN-F	7 KRNC-F	5 KFSO-F	7 KLBN-F	6 KJFX-F	7 KALZ-F	7 KMJ	7 KSKS-F	7 KSKS-F
7 KMGV-F	8 KSEQ-F	6 KOQO-F	8 KOQO-F	8 KOQO-F	7 KVSR-F	8 KSKS-F	7 KJFX-F	7 KMGV-F <	7 KFRR-F	7 KFRR-F
7 KFRR-F	8 KLBN-F	6 KVSR-F >>	9 KMJ	8 KVSR-F	9 KRNC-F	7 KRNC-F	9 KSKS-F <	9 KSKS-F <	9 KRNC-F <	9 KRNC-F <
7 KRZR-F	10 KRZR-F		9 KJFX-F	10 KJFX-F	9 KALZ-F		10 KRNC-F <			
7 KSEQ-F >			9 KRZR-F <	10 KSOFF-F						

FRESNO

Other Rated Stations				Metro Share	Cume Rating	TSA AQH Cume	Format	Performance	AM	FM	Total	%	Yr. Ago
KCBL	SPRTS	1340	Fresno	0.4	1.4	5	116	AC	0 (0)	67 (2)	67 (2)	8.3 %	9.2 %
KFIG	SPRTS	1430	Fresno	0.6	1.6	7	134	AOR/Classic/NR	0 (0)	139 (3)	139 (3)	17.3 %	12.7 %
KOOR	SP-R	790	Clovis	0.8	1.5	12	135	Black/Urban	0 (0)	42 (1)	42 (1)	5.2 %	6.7 %
KRDU	REL	1130	Dinuba	0.4	0.8	14	201	CHR	0 (0)	107 (3)	107 (3)	13.3 %	13.3 %

Other Rated Stations--Outside Market				Metro Share	Cume Rating	TSA AQH Cume	
KCBS	N/T	740	San Francisco	0.4	1.0	6	134
KNBR	SPRTS	680	San Francisco	0.5	1.4	11	220
KOEO-AF	SP-R	1210	Fowler	0.6	1.9	17	280

Consolidation Report	12+	25-54	Revenue
CBS/Infinity KMGV-FM, KMJ-AM, KOOR-AM, KOOO-FM, KRNC-FM, KSKS-FM, KVSR-FM	29.4 %	31.4 %	46.2 %
Clear Channel KALZ-FM, KBOS-FM, KCBL-AM, KEZL-FM, KFSO-FM, KRDU-AM, KRZR-FM, KSOF-FM	25.3 %	25.3 %	31.8 %
Lotus KJST-AM, KLBN-FM, KMMM-FM	6.2 %	6.9 %	3.1 %
Mondosphere KFRR-FM, KJFX-FM, KWOL-FM	9.2 %	11.4 %	7.8 %
	70.1 %	75.0 %	88.9 %

Format	Performance	AM	FM	Total	%	Yr. Ago
AC	0 (0)	67 (2)	67 (2)	8.3 %	9.2 %	
AOR/Classic/NR	0 (0)	139 (3)	139 (3)	17.3 %	12.7 %	
Black/Urban	0 (0)	42 (1)	42 (1)	5.2 %	6.7 %	
CHR	0 (0)	107 (3)	107 (3)	13.3 %	13.3 %	
Classical	0 (0)	0 (0)	0 (0)	0.0 %	0.0 %	
Country	0 (0)	65 (2)	65 (2)	8.1 %	7.1 %	
Full Service	0 (0)	0 (0)	0 (0)	0.0 %	0.0 %	
Hispanic	39 (4)	94 (5)	133 (9)	16.5 %	18.5 %	
Jazz	0 (0)	35 (1)	35 (1)	4.3 %	3.2 %	
News/Talk	81 (2)	17 (1)	98 (3)	12.2 %	13.8 %	
Oldies	0 (0)	32 (1)	32 (1)	4.0 %	3.7 %	
Others/Unknown	0 (0)	0 (0)	0 (0)	0.0 %	0.0 %	
Religion/Gospel	4 (1)	0 (0)	4 (1)	0.5 %	1.7 %	
Soft AC	0 (0)	27 (1)	27 (1)	3.4 %	4.0 %	
Sports	15 (3)	0 (0)	15 (3)	1.9 %	0.0 %	
Standards/EZ	0 (0)	41 (1)	41 (1)	5.1 %	6.1 %	
Totals	139 (10)	666 (21)	805 (31)			

AM Stations

Station	Power	Frequency	Format	Ownership	City
KFRE	940	50 kw (DA-2)	Hispanic News/Talk	Westwd. CNN	Fresno
KJST	1600	5 kw (DA-N)	Hispanic-Regional	Caracol	Fresno
KMJ	580	5 kw	News/Talk	Talknl. ABC, SRN	Fresno

FM Stations

Station	Power	Frequency	Format	Ownership	City
KALZ	102.7	50 kw @ 500	AC/CHR	ABC	Fresno
KBOS	94.9	16.5 kw @ 847	CHR	ABC	Tulare
KEZL	96.7	25 kw @ 328	Jazz	\$30.00	Fowler
KFRR	104.1	17 kw @ 853	AOR-New Rock	\$28.00	Woodlake
KFSO	92.9	17.5 kw @ 853	Oldies	\$55.00	Visalia
KJFX	95.7	17.5 kw @ 850	Classic AOR	\$39.00	Fresno
KJWL	99.3	5 kw @ 340	Standards	Westwd. CNN	Fresno
KJPPW	94.3	3 kw @ 328	Dance CHR	\$ NA	Kerman
KLBN	105.1	0.6 kw @ 1870	Hispanic-Regional	\$24.00	Auberry
KMGV	97.9	10.5 kw @ 1075	Black Oldies	\$39.00	Fresno
KMMM	107.1	9.9 kw @ 515	Hispanic Contemp.	\$ NA	Madera
KMPH	107.5	20.5 kw @ 783	News	Westwd. AP	Hanford
KOOO	101.9	2.3 kw @ 1948	Hispanic	\$35.00	Fresno
KRNC	105.9	2.4 kw @ 1950	Hispanic Contemp	\$ NA	Fresno
KRZR	103.7	50 kw @ 500	AOR	\$37.00	Hanford
KSKS	93.7	68 kw @ 1912	Country	\$53.00	Fresno
KSOF	99.9	19 kw @ 820	Soft AC	ABC	Dinuba
KVSR	101.1	10 kw @ 1076	Modern AC	\$21.00	Fresno
KWOL	105.5	25 kw @ 328	Classic Country	ABC	San Joaquin
KZFO	92.1	25 kw @ 312	Hispanic-Contemp.	\$ NA	Madera

Notes: * KOOO-F was placed "below the line" by Arbitron for a "special station activity" (encouraging listeners to enter "La Super Q" in their diaries) . . . * KOOO-F revenue level includes KOOR revenue . . . 4/00 KHOT/KZFO-F sold by Z-Spanish to Entravision as part of a 37-station, \$475,000,000 group transaction . . . 8/00 KFRE changed calls to KWRU

GAINESVILLE-OCALA

Arbitron Rank 90 **Pop (12+)** 435,500
MSA Rank: 194-Gnsvl : 178-Ocala
MSA Pop: 468,000
DMA: 165
Average Persons Rating: 14.4
Market TSL in Hours 19.25

Stations 33 / 21
Diaries: 1,211 / 360.1 / 49.4%
Sample Target: 1,230
% Below Line: 18.6
% Not Listed: 17.4
Pop per Station: 20,738

Last Year's Revenue: \$13,800,000
Household Income: \$30,254
Total Retail Sales: \$5.3 Bil.
#1 Biller: WOGK-F \$2,700,000
#1 Billing Portfolio
 Dix \$4,150,000

12+ Metro	Format	Spring 00 1/4 Share	Fall 99	Spq 99	Fall 98	Spq 98	12+ Metro Cume / Rtg	Fall 99	Spq 99	12+ TSA AQH / Cume	Revenue Level	
1	WOGK-F	C 62 / 9.9	9.9	9.3	9.2	11.2	733 / 16.8	16.7	17.9	91 / 1123	D	WOGK-F
2	WTRS-F	C 43 / 6.9	6.1	5.4	4.9	3.9	532 / 12.2	12.2	10.6	51 / 634	B	WTRS-F
3	WKTK-F	AC 41 / 6.5	7.1	6.8	6.9	7.6	624 / 14.3	14.8	14.5	62 / 887	D	WKTK-F
3	WRUF-F	AOR 41 / 6.5	5.3	6.0	6.0	5.9	690 / 15.9	16.4	16.6	58 / 1029	C	WRUF-F
5	WTMG-F	B/AC 31 / 5.0	6.6	6.0	6.0	5.2	510 / 11.7	12.0	12.1	34 / 617	B	WTMG-F
5	WYKS-F	CHR 31 / 5.0	5.3	4.2	4.3	4.6	613 / 14.1	13.0	13.5	36 / 671	A	WYKS-F
7	WSKY-F	N/T 29 / 4.6	4.2	3.4	1.5	1.3	394 / 9.1	8.2	7.7	52 / 651	B	WSKY-F
8	WNDD-FF	AOR 25 / 4.0	4.2	6.5	6.2	5.9	438 / 10.1	10.0	12.2	25 / 460	C	WNDD-FF
9	WKZY-F	ST 23 / 3.7	2.2				234 / 5.4	3.4		28 / 329		WKZY-F
10	WJHM-F	B 22 / 3.5	2.8	3.9	4.9	3.3	413 / 9.5	8.7	7.1	33 / 571		WJHM-F
11	WMFO-F	SAC 20 / 3.2	3.9	4.7	5.6	4.3	314 / 7.2	8.0	7.6	30 / 403	B	WMFO-F
12	WXXL-F	CHR 12 / 1.9	2.7	1.5	1.9	3.3	314 / 7.2	6.4	4.8	15 / 365		WXXL-F
12	WYGC-F	C 12 / 1.9	1.9	1.8	1.1	2.0	208 / 4.8	5.3	5.3	13 / 240	A	WYGC-F
12	WRUF	N/T 12 / 1.9	0.9	1.3	2.3	1.9	198 / 4.6	2.6	3.7	12 / 203	A	WRUF
15	WTKS-F	T 9 / 1.4	1.6	1.0	0.9	1.7	112 / 2.6	3.6	2.7	13 / 148		WTKS-F
15	WRZN	ST 9 / 1.4	2.2	3.1	3.4	2.6	130 / 3.0	4.2	5.5	14 / 209	A	WRZN
15	WGUL-F	ST 9 / 1.4	1.1	1.1		0.6	126 / 2.9	2.2	1.5	19 / 225		WGUL-F
15	WOCA	T 9 / 1.4	2.5	0.8	2.3	2.0	103 / 2.4	3.5	2.1	11 / 128	A	WOCA

12+ FM Share (Metro): 92.26% (477 of 517) (Spring 99: 90.93%)

Teens	18-34	18-49	25-49	25-54	35+	12+ AMD	12+ Mid	12+ PMD	12+ Eve	12+ Wknd
1	WYKS-F	1 WRUF-F >	1 WRUF-F	1 WKTK-F <	1 WKTK-F	1 WOGK-F	1 WOGK-F <	1 WOGK-F	1 WOGK-F >	1 WTMG-F
2	WJHM-F >	2 WOGK-F	2 WOGK-F <	2 WOGK-F <	1 WOGK-F	2 WTRS-F	2 WTRS-F <	2 WSKY-F	2 WTRS-F	1 WOGK-F
3	WTMG-F	2 WYKS-F >	3 WKTK-F >	3 WRUF-F >	3 WRUF-F	3 WKTK-F	3 WRUF-F	3 WKTK-F	3 WKTK-F <	1 WYKS-F <
3	WOGK-F	4 WTMG-F <	4 WYKS-F <	4 WTRS-F <	4 WNDD-FF <	4 WSKY-F <	4 WKTK-F >	4 WTRS-F <	4 WRUF-F	4 WTRS-F
5	WXXL-F	5 WJHM-F	5 WTMG-F <	5 WNDD-FF <	5 WTRS-F	5 WKZY-F	5 WTMG-F	5 WRUF-F	5 WTMG-F <	5 WRUF-F
6	WKTK-F	6 WTRS-F	6 WTMG-F	6 WTMG-F	6 WNDD-FF <	6 WNDD-FF	6 WKZY-F	6 WNDD-FF <	6 WKTK-F	5 WTRS-F
7	WTRS-F	7 WNDD-FF <	7 WSKY-F >	7 WSKY-F >	7 WMFO-F	7 WMFO-F	6 WYKS-F <	7 WSKY-F <	7 WJHM-F >	7 WJHM-F >
8	WNDD-FF	8 WSKY-F	8 WYKS-F	8 WYKS-F	8 WTMG-F	7 WYKS-F	8 WNDD-FF	8 WYKS-F <	8 WYGC-F	8 WKZY-F >
		9 WJHM-F >	9 WJHM-F	9 WJHM-F	9 WRUF-F	9 WRUF-F	9 WJHM-F	9 WMFO-F	9 WJHM-F	9 WNDD-FF
					9 WRUF >	10 WKZY-F	10 WJHM-F	10 WMFO-F <	10 WNDD-FF	10 WXXL-F

Wom 18-24	Wom 18-34	Wom 25-34	Wom 18-49	Wom 25-54	Men 18-24	Men 18-34	Men 25-34	Men 18-49	Men 25-54	12+ Ovrnite
1	WYKS-F	1 WOGK-F	1 WOGK-F <	1 WOGK-F <	1 WRUF-F	1 WRUF-F >>>	1 WRUF-F >>>	1 WRUF-F >>	1 WRUF-F >	1 WOGK-F >
2	WJHM-F	1 WYKS-F	2 WTMG-F	2 WKTK-F	2 WKTK-F	2 WOGK-F	2 WOGK-F	2 WKTK-F	2 WKTK-F <	2 WYKS-F
3	WRUF-F >	3 WTMG-F	3 WKTK-F	3 WTMG-F	3 WTMG-F >	3 WTMG-F	2 WYKS-F >	3 WNDD-FF	2 WOGK-F	3 WNDD-FF
4	WOGK-F >>>	3 WJHM-F	4 WJHM-F	3 WYKS-F	4 WTRS-F	3 WKTK-F	4 WTMG-F	4 WTRS-F >	4 WSKY-F	3 WOGK-F <
		5 WRUF-F	5 WTRS-F >	5 WJHM-F	5 WNDD-FF	3 WOGK-F	4 WNDD-FF >	5 WBXY-F	4 WNDD-FF <	5 WTRS-F
		6 WKTK-F >	6 WRUF-F	6 WRUF-F	6 WJHM-F	3 WSKY-F	5 WTMG-F	6 WTRS-F	5 WSKY-F >	4 WKZY-F
		7 WTRS-F	6 WSKY-F	6 WTRS-F	6 WYKS-F	3 WJHM-F >>	5 WXTB-F	7 WYKS-F	7 WTMG-F	
			6 WYKS-F	8 WNDD-FF >	8 WSKY-F		5 WJRR-F	8 WTMG-F	8 WRUF	
			6 WYGC-F >>	9 WRUF-F	9 WYGC-F		5 WTKS-F >>	9 WRUF	8 WTKS-F	
				9 WXXL-F	9 WXXL-F			9 WTKS-F	8 WRKG-F	

Other Rated Stations	Metro Share	Cume Rating	TSA AQH Cume	Other Rated Stations--Outside Market	Metro Share	Cume Rating	TSA AQH Cume
WBXY-F	AC/CHR 99.5	La Crosse	1.1 4.2 8 211	WCFB-F	B/AC 94.5	Daytona Beach	1.3 3.3 17 242
WGGG	SPRTS 1230	Gainesville	0.6 1.9 4 91	WFKS-F	CHR 99.9	Palatka	0.8 5.3 7 323
WMOP	SPRTS 980	Ocala	0.5 1.8 3 80	WJRR-F	AOR-NR 101.1	Cocoa Beach	0.6 1.5 4 66
WRGO-F	O 102.7	Cedar Key	0.6 1.1 25 171	WMGF-F	AC 107.7	Mount Dora	1.3 4.5 14 304
WRKG-F	CL AOR 100.5	Newberry	1.0 2.7 20 203	WOCL-F	B/O 105.9	De Land	1.3 4.4 12 261
WWLO	T/SPRTS 1430	Gainesville	0.5 1.5 3 67	WSHE-F	O 103.5	Orlando	1.0 2.7 8 169
WXJZ-F	J 104.9	High Springs	1.1 2.3 9 132	WXTB-F	AOR 97.9	Clearwater	0.5 1.2 30 308

GAINESVILLE-OCALA

Consolidation Report	12+	25-54	Revenue	Format Performance	AM	FM	Total	%	Yr. Ago
Asterisk	15.2 %	14.7 %	16.6 %	AC	0 (0)	56 (3)	56 (3)	10.8 %	11.4 %
WBXY-FM, WMFO-FM, WRKG-FM, WTRS-FM, WXJZ-FM, WYGC-FM				AOR/Classic/NR	0 (0)	80 (6)	80 (6)	15.5 %	18.5 %
Dix	14.1 %	16.0 %	30.1 %	Black/Urban	0 (0)	69 (4)	69 (4)	13.3 %	17.8 %
WHDD-FM, WHDT-FM, WOGK-FM				CHR	0 (0)	48 (3)	48 (3)	9.3 %	8.1 %
Entercom	11.1 %	14.8 %	19.8 %	Classical	0 (0)	0 (0)	0 (0)	0.0 %	0.0 %
WKTK-FM, WSKY-FM				Country	0 (0)	117 (3)	117 (3)	22.6 %	20.5 %
	40.3 %	45.5 %	66.5 %	Full Service	0 (0)	0 (0)	0 (0)	0.0 %	0.0 %
				Hispanic	0 (0)	0 (0)	0 (0)	0.0 %	0.0 %
				Jazz	0 (0)	7 (1)	7 (1)	1.4 %	0.8 %
				News/Talk	24 (3)	38 (2)	62 (5)	12.0 %	7.9 %
				Oldies	0 (0)	10 (2)	10 (2)	1.9 %	1.4 %
				Others/Unknown	0 (0)	0 (0)	0 (0)	0.0 %	0.0 %
				Religion/Gospel	0 (0)	0 (0)	0 (0)	0.0 %	0.0 %
				Soft AC	0 (0)	20 (1)	20 (1)	3.9 %	5.7 %
				Sports	7 (2)	0 (0)	7 (2)	1.4 %	0.8 %
				Standards/EZ	9 (1)	32 (2)	41 (3)	7.9 %	7.1 %
				Totals	40 (6)	477 (27)	517 (33)		

AM Stations

WOCA	1370	5 kw/0.033 kw	Talk	ABC	\$<20.00	--		Ocala
WRUF	850	5 kw (DA-N)	News/Talk	CBS, CNN	\$<20.00	--	Univ. of Florida	Gainesville
WRZN	720	10 kw/0.25 kw (DA-N)	Standards	ABC	\$<20.00	--	Pamal (Albany)	Hemando

FM Stations

WKTK	98.5	100 kw @ 981	AC		\$50.00	--	Entercom	Crystal River
WKZY	106.9	100 kw @ 469	Standards	Westwd, CNN	\$ NA	--	Pamal (Albany)	Cross City
WMFO	92.9	50 kw @ 476	Soft AC	USA	\$20.00	--	Astensk	Ocala
WHDD	95.5	6 kw @ 328	AOR		\$<20.00	Katz	Dix	Silver Springs
WHDT	92.5	3.2 kw @ 443	Simul WNDD-F					Alachua
WOGK	93.7	100 kw @ 1348	Country		\$45.00	Katz	Dix	Ocala
WRUF	103.7	100 kw @ 768	AOR		\$33.00	--	Univ. of Florida	Gainesville
WSKY	97.7	13.5 kw @ 948	News/Talk	ABC, Westwd	\$<20.00	--	Entercom	Micanopy
WTMG	101.3	3.5 kw @ 433	Black AC	ABC	\$<20.00	Interep		Williston
WTRS	102.3	50 kw @ 489	Country	ABC	\$29.00	--	Asterisk	Dunellon
WYGC	100.9	3 kw @ 298	Country		\$<20.00	Mc-Guild	Asterisk	Gainesville
WYKS	105.5	3 kw @ 465	CHR		\$<20.00	--		Gainesville

Notes: Other ranked stations -- See Orlando or Tampa-Saint Petersburg ... 3/00 WKZY-F changed from Country to Standards ... 6/00 WKZY-F (and WDFL, Cross City) sold to Pamal (Albany Broadcasting) for \$2,750,000 (Hadden) ... 8/00 WRZN (720) sold to Pamal (Albany Broadcasting) for \$650,000 ... 8/00 WNDD-F/WNDT-F changed from AOR to Classic Hits

GRAND RAPIDS

Arbitron Rank: 66 Pop (12+): 625,400
 MSA Rank: 57 (w/Muskegon)
 MSA Pop: 777,000
 DMA: 38 (w/Kalamazoo)
 Average Persons Rating: 14.5
 Market TSL in Hours: 19.25

Stations: 25 / 23
 Diaries: 1,885/ 332:1/ 57.0%
 Sample Target: 1,740
 % Below Line: 3.1
 % Not Listed: 17.7
 Pop per Station: 27,191

Last Year's Revenue: \$39,700,000
 Household Income: \$56,528
 Total Retail Sales: \$8.8 Bil.
 #1 Biller: WLAV-F \$5,900,000
 #1 Billing Portfolio
 Clear Channel \$17,600,000

12+ Metro	Format	Spring 00 1/4 Share	Win 00	Fall 99	Sum 99	Spg 99	4-Book Avg.	12+ Metro Cume / Rtg.	Fall 99	Spg 99	12+ TSA AQH / Cume	Revenue Level
1	WLAV-F	79 / 8.7	9.7	8.9	7.6	8.8	8.7	1094 / 17.5	17.7	16.9	121 / 1672	G WLAV-F
2	WSNX-F	69 / 7.6	7.7	5.5	5.5	5.7	6.6	1388 / 22.2	17.7	17.4	134 / 2462	C WSNX-F
3	WBCT-F	65 / 7.2	7.5	8.2	9.5	8.2	8.1	1034 / 16.5	15.8	15.9	170 / 2431	G WBCT-F
4	WGRD-F	AOR-NR	62 / 6.8	5.8	6.2	6.6	6.3	1082 / 17.3	18.0	19.1	93 / 1808	F WGRD-F
5	WOOD-F	SAC	55 / 6.1	5.2	5.5	6.4	5.7	906 / 14.5	14.9	14.8	109 / 1791	E WOOD-F
6	WKLO-F	AOR	48 / 5.3	5.5	6.0	5.2	5.7	826 / 13.2	13.1	12.7	96 / 1527	C WKLO-F
7	WLHT-F	AC	45 / 5.0	4.3	5.2	4.7	5.3	743 / 11.9	13.2	13.7	60 / 988	G WLHT-F
8	WVTI-F	CHR	43 / 4.7	4.4	4.7	5.1	4.3	1116 / 17.8	19.5	16.6	54 / 1511	C WVTI-F
9	WOOD	FS/T	41 / 4.5	5.2	5.6	5.6	5.4	803 / 12.8	15.2	12.8	45 / 949	E WOOD
10	WCUZ-F	C	33 / 3.6	3.0	3.4	4.8	3.1	516 / 8.3	8.2	6.9	53 / 928	C WCUZ-F
11	WODJ-F	O	31 / 3.4	3.9	2.9	4.3	3.8	651 / 10.4	10.5	11.7	46 / 993	C WODJ-F
12	WTRV-F	SAC	29 / 3.2	3.2	3.1	2.8	4.2	486 / 7.8	9.0	7.9	31 / 552	C WTRV-F
13	WJQK-F	REL-CC	24 / 2.6	2.6	3.5	2.2	2.6	504 / 8.1	9.1	7.0	30 / 620	C* WJQK-F
14	WMJH	ST	19 / 2.1	3.5	3.7	2.5	1.9	200 / 3.2	3.1	3.6	32 / 273	A WMJH
15	WMUS-F	C	17 / 1.9	1.2	1.5	2.6	1.3	250 / 4.0	4.4	4.6	61 / 808	WMUS-F
15	WFGR-F	CL	17 / 1.9	2.7	2.8	1.9	2.2	405 / 6.5	7.4	5.8	20 / 529	B WFGR-F
17	WJNZ	B	15 / 1.7	0.8	0.8	1.0	1.4	172 / 2.8	2.6	2.4	16 / 201	WJNZ
18	WFUR-F	G	13 / 1.4	1.8	1.3	1.5	1.2	378 / 6.1	5.3	5.4	21 / 589	WFUR-F
19	WMRR-F	CL AOR	11 / 1.2	1.0	0.5	0.7	0.9	179 / 2.9	1.7	4.6	30 / 518	WMRR-F

12+ FM Share (Metro): 86.60% (646 of 746) (Spring 99: 84.72%)

Teens	18-34	18-49	25-49	25-54	35+	12+ AMD	12+ Mid	12+ PMD	12+ Eve	12+ Wknd
1 WSNX-F >>>	1 WGRD-F	1 WLAV-F	1 WLAV-F >	1 WLAV-F >	1 WOOD-F <	1 WGRD-F	1 WLAV-F	1 WLAV-F	1 WSNX-F >	1 WSNX-F
2 WKLO-F	2 WLAV-F <	2 WGRD-F	2 WBCT-F <	2 WBCT-F <	2 WLAV-F <	2 WLAV-F <	2 WBCT-F <	2 WSNX-F	2 WKLO-F	2 WBCT-F
2 WBCT-F	3 WSNX-F <	3 WSNX-F <	3 WGRD-F <	3 WGRD-F <	3 WOOD	3 WBCT-F	3 WOOD-F <	3 WBCT-F	3 WLAV-F	3 WLAV-F
2 WVTI-F	4 WKLO-F	4 WBCT-F <	4 WLHT-F <	4 WLHT-F	4 WLHT-F <	4 WSNX-F	4 WOOD <	3 WGRD-F <	4 WOOD-F <	4 WOOD-F
5 WGRD-F	5 WBCT-F	5 WKLO-F	5 WVTI-F <	5 WOOD-F	5 WBCT-F <	4 WOOD	5 WLHT-F	5 WOOD-F	5 WBCT-F <	4 WGRD-F <
	6 WVTI-F >	6 WVTI-F <	6 WOOD-F	6 WVTI-F	6 WCUZ-F <	6 WOOD-F	6 WSNX-F <	6 WKLO-F	6 WGRD-F	6 WVTI-F <
		7 WLHT-F	7 WKLO-F	7 WSNX-F <	7 WTRV-F <	6 WLHT-F <	7 WGRD-F	7 WVTI-F	7 WVTI-F <	7 WKLO-F <
		8 WOOD-F >	7 WSNX-F	8 WKLO-F	8 WODJ-F >	8 WKLO-F	8 WVTI-F <	8 WLHT-F	8 WLHT-F	8 WODJ-F
		9 WJQK-F >	9 WJQK-F >	9 WODJ-F <	9 WMJH	9 WVTI-F <	9 WKLO-F	9 WODJ-F	9 WJQK-F	9 WCUZ-F
				10 WJQK-F <		10 WCUZ-F	10 WCUZ-F	10 WTRV-F <	10 WCUZ-F <	10 WTRV-F <

Wom 18-24	Wom 18-34	Wom 25-34	Wom 18-49	Wom 25-54	Men 18-24	Men 18-34	Men 25-34	Men 18-49	Men 25-54	12+ Ovrnite
1 WSNX-F >	1 WSNX-F <	1 WGRD-F <	1 WSNX-F <	1 WLHT-F	1 WKLO-F >	1 WLAV-F	1 WLAV-F >	1 WLAV-F >	1 WLAV-F >	1 WSNX-F <
2 WGRD-F	2 WGRD-F	2 WVTI-F	2 WLHT-F <	2 WOOD-F	2 WGRD-F	2 WKLO-F	2 WGRD-F <	2 WKLO-F	2 WBCT-F	2 WKLO-F
3 WBCT-F >	3 WVTI-F	3 WLHT-F	3 WGRD-F <	3 WVTI-F	3 WSNX-F	3 WGRD-F >	3 WBCT-F	3 WGRD-F <	3 WGRD-F	3 WBCT-F
4 WVTI-F	4 WBCT-F	4 WSNX-F	4 WVTI-F <	3 WGRD-F	4 WLAV-F >	4 WBCT-F <	4 WKLO-F >	4 WBCT-F >	4 WKLO-F >	3 WOOD-F
5 WKLO-F	5 WLAV-F	5 WBCT-F	5 WOOD-F <	3 WLAV-F	5 WJNZ	5 WSNX-F >>	5 WSNX-F >	5 WSNX-F	5 WOOD <	5 WCUZ-F
	5 WLHT-F	5 WLAV-F	6 WLAV-F <	6 WBCT-F <				6 WVTI-F	6 WVTI-F	5 WOOD
	7 WKLO-F	7 WKLO-F	7 WBCT-F >	7 WSNX-F				7 WJQK-F	6 WSNX-F	5 WLAV-F
	8 WOOD-F >		8 WKLO-F	8 WODJ-F				8 WLHT-F	8 WJQK-F	
			8 WJQK-F	9 WJQK-F				8 WOOD-F	8 WLHT-F	
			8 WODJ-F >	10 WTRV-F					8 WOOD-F <	

Other Rated Stations	Metro Share	Cume Rating	TSA AQH Cume
WBBL	SPRTS	1340	Grand Rapids 0.8 31 10 235
WGHN-AF	SAC	921	Grand Haven 0.6 1.3 7 119
WHTC	T	1400	Holland 0.6 1.4 9 162
WKWM	B/O	1140	Kentwood 0.7 1.0 7 71
WTKG	T	1230	Grand Rapids 0.8 2.6 8 178

GRAND RAPIDS

Consolidation Report	12+	25-54	Revenue	Format Performance	AM	FM	Total	%	Yr. Ago
Citadel WBBL-AM, WKLO-FM, WLAV-FM, WODJ-FM	18.2 %	22.6 %	22.9 %	AC	0 (0)	45 (1)	45 (1)	6.0 %	7.4 %
Clear Channel WBCT-FM, WCUZ-FM, WOOD-AM, WOOD-FM, WSNX-FM, WTKG-AM	29.8 %	25.5 %	44.3 %	AOR/Classic/NR	0 (0)	200 (4)	200 (4)	26.8 %	26.4 %
Goodrich WJHJZ-AM, WKWM-AM	2.4 %	2.1 %	%	Black/Urban	21 (2)	0 (0)	21 (2)	2.8 %	1.7 %
Local WMFN-AM, WMJH-AM	2.1 %	0.2 %	0.6 %	CHR	0 (0)	112 (2)	112 (2)	15.0 %	12.1 %
Regent, pend. WGRD-FM, WLHT-FM, WIIWZ-AM, WTRV-FM	15.0 %	17.1 %	27.0 %	Classical	0 (0)	17 (1)	17 (1)	2.3 %	2.7 %
				Country	0 (0)	115 (3)	115 (3)	15.4 %	15.3 %
				Full Service	41 (1)	0 (0)	41 (1)	5.5 %	8.3 %
				Hispanic	0 (0)	0 (0)	0 (0)	0.0 %	0.0 %
				Jazz	0 (0)	0 (0)	0 (0)	0.0 %	0.0 %
				News/Talk	12 (2)	0 (0)	12 (2)	1.6 %	1.3 %
				Oldies	0 (0)	31 (1)	31 (1)	4.2 %	4.6 %
				Others/Unknown	0 (0)	0 (0)	0 (0)	0.0 %	0.0 %
				Religion/Gospel	0 (0)	37 (2)	37 (2)	5.0 %	4.6 %
				Soft AC	0 (0)	89 (3)	89 (3)	11.9 %	11.9 %
				Sports	7 (1)	0 (0)	7 (1)	0.9 %	1.5 %
				Standards/EZ	19 (1)	0 (0)	19 (1)	2.5 %	2.3 %
				Totals	100 (7)	646 (17)	746 (24)		

AM Stations

Station	Power	Time	Format	Parent	AM	FM	City
WJHJZ	1680	10 kw/1 kw	Black	ABC	\$ NA	D&R	Goodrich
WMJH	810	3.5 kw (Days)	Standards	Westwd, CBS	\$ NA	--	Rockford
WOOD	1300	5 kw (DA-N)	Full Svc/Talk	Westwd, ABC	\$52.00	Clr Chnl	Grand Rapids

FM Stations

Station	Power	Time	Format	Parent	AM	FM	City
WBCT	93.7	320 kw @ 780	Country		\$110.00	Clr Chnl	Grand Rapids
WCUZ	101.3	50 kw @ 420	Country		\$40.00	Clr Chnl	Grand Rapids
WFGR	98.7	2.8 kw @ 492	Classical		\$<20.00	Allied	Grand Rapids
WFUP	102.9	50 kw @ 492	Gospel		\$<20.00	---	Kuiper
WGRD	97.9	13 kw @ 590	AOR-New Rock	AMFM	\$54.00	Eastman	Regent, pend
WJQK	95.3	4.7 kw @ 371	Contemp Christian		\$<20.00	Salem	Zeeland
WYLO	94.5	50 kw @ 500	AOR	ABC	\$60.00	Katz	Citadel
WLAV	95.9	50 kw @ 489	Classic AOR	ABC	\$77.00	---	Citadel
WLHT	95.7	40 kw @ 554	AC		\$87.00	Eastman	Regent, pend
WODJ	107.3	50 kw @ 492	Oldies	Westwd	\$40.00	D&R	Citadel
WOOD	105.7	255 kw @ 810	Soft AC		\$65.00	Clr Chnl	Clear Channel
WSNX	104.5	32 kw @ 620	CHR		\$38.00	Clr Chnl	Clear Channel
WTRV	100.1	3 kw @ 325	Soft AC	AMFM	\$ NA	Eastman	Regent, pend
WYTI	96.1	50 kw @ 492	CHR		\$<20.00	Clr Chnl	Clear Channel

Notes: Other rated stations - See Muskegon, MI in the Spring 2000 Small Market edition . . . * WJQK-F revenue level includes revenue of WWJQ (1260; Holland) . . . 6/00 WIIWZ (1410) added to Regent's acquisitions of AMFM properties in the market (price NA) . . . 6/00 WHTC (1400; Holland) sold by Mike Walton to Midwest Communications (Duke Wright) as part of a four-station, \$10,000,000 multi-market transaction (Blackburn)

GREEN BAY

Arbitron Rank 183 **Pop (12+)** 181,800
MSA Rank: 190
MSA Pop: 223,000
DMA: 70 (w/Appleton)
Average Persons Rating: 14.8
Market TSL in Hours 19.25

Stations 25 / 12
Diaries: 675 / 269.1 / 65.9%
Sample Target: 610
% Below Line: 26.0
% Not Listed: 13.4
Pop per Station: 15,150

Last Year's Revenue: \$14,100,000
Household Income: \$52,303
Total Retail Sales: \$2.7 Bil
#1 Biller: WIXX-F \$5,200,000
#1 Billing Portfolio
 Midwest Communications \$8,150,000

12+ Metro	Format	Spring 00 1/4 Share	Fall 99	Spq 99	Fall 98	Spq 98	12+ Metro Cume / Rtg	Fall 99	Spq 99	12+ TSA AQH / Cume	Revenue Level	
1	WIXX-F	CHR	34 / 12.6	14.6	14.6	11.3	598 / 32.9	34.1	35.0	135 / 2548	G	WIXX-F
2	WNCY-F	C	28 / 10.4	10.2	7.5	7.5	367 / 20.2	21.0	18.0	109 / 1307		WNCY-F
3	WOGB-F	O	21 / 7.8	5.4	7.8	4.1	358 / 19.7	14.8	21.9	49 / 841	B	WOGB-F
4	WKSZ-F	CHR	20 / 7.4	6.5	4.6	5.6	419 / 23.0	21.2	21.7	79 / 1344	A	WKSZ-F
5	WQLH-F	CHR/AC	18 / 6.7	5.1	3.2	6.8	332 / 18.3	16.4	17.8	44 / 891	C	WQLH-F
6	WGEE	N/T	16 / 5.9	3.4	6.4	4.9	235 / 12.9	10.8	13.5	27 / 459	B	WGEE
6	WAPL-F	AOR	16 / 5.9	6.8	8.9	9.0	269 / 14.8	17.1	21.2	91 / 1551		WAPL-F
8	WZOR-F	AOR-NR	11 / 4.1	1.4	1.8	3.0	175 / 9.6	3.9	4.4	23 / 448		WZOR-F
8	WJLW-F	CL AOR	11 / 4.1	6.5	5.7	5.6	229 / 12.6	12.6	13.4	25 / 514	B	WJLW-F
10	WLTM-F	SAC	10 / 3.7	3.4	5.7	5.3	218 / 12.0	10.0	13.2	28 / 485	A	WLTM-F
11	WXWX-F	AOR	8 / 3.0	5.1	4.3	1.9	159 / 8.8	14.6	10.7	29 / 559	A	WXWX-F

12+ FM Share (Metro) 84.12% (196 of 233) (Spring 99. 80.78%)

Teens	18-34	18-49	25-49	25-54	35+	12+ AMD	12+ Mid	12+ PMD	12+ Eve	12+ Wknd
1 WKSZ-F >>>	1 WAPL-F	1 WIXX-F	1 WIXX-F >	1 WIXX-F	1 WIXX-F <	1 WIXX-F	1 WIXX-F	1 WIXX-F <	1 WIXX-F <	1 WIXX-F
2 WIXX-F >	1 WIXX-F <	2 WNCY-F	2 WAPL-F	2 WNCY-F	2 WOGB-F <	2 WNCY-F	2 WNCY-F <	2 WNCY-F >	2 WNCY-F <	1 WKSZ-F <
3 WZOR-F >>	3 WKSZ-F	3 WAPL-F <	2 WNCY-F <	3 WAPL-F	3 WNCY-F	3 WGEE	3 WOGB-F >	3 WKSZ-F <	3 WKSZ-F <	3 WNCY-F
	3 WNCY-F	4 WQLH-F <	4 WQLH-F	3 WQLH-F <	4 WGEE >	4 WAPL-F	4 WAPL-F	4 WOGB-F <	4 WQLH-F	4 WOGB-F
	5 WQLH-F	5 WKSZ-F >	5 WKSZ-F	5 WOGB-F	5 WJLW-F	5 WOGB-F <	4 WGEE	5 WQLH-F <	5 WLTM-F	5 WZOR-F <
	6 WZOR-F	6 WJLW-F	6 WJLW-F	5 WJLW-F	5 WQLH-F	6 WQLH-F	4 WKSZ-F <	6 WAPL-F	6 WZOR-F	6 WQLH-F
		7 WZOR-F	7 WLTM-F	6 WKSZ-F	7 WLTM-F	7 WKSZ-F	7 WQLH-F	7 WGEE <	7 WOGB-F >	7 WGEE
			7 WOGB-F	8 WLTM-F	8 WDUZ	8 WDUZ	8 WJLW-F >	8 WZOR-F <	8 WXWX-F	7 WAPL-F
								9 WJLW-F <		9 WJLW-F
										9 WOZZ-F

Wom 18-24	Wom 18-34	Wom 25-34	Wom 18-49	Wom 25-54	Men 18-24	Men 18-34	Men 25-34	Men 18-49	Men 25-54	12+ Ovrnite
1 WIXX-F >	1 WIXX-F	1 WQLH-F	1 WIXX-F >	1 WIXX-F	1 WNCY-F >>	1 WAPL-F	1 WAPL-F >>	1 WAPL-F	1 WAPL-F	1 WGEE
2 WKSZ-F >	2 WQLH-F	2 WIXX-F	2 WNCY-F	2 WNCY-F	2 WZOR-F >>>	2 WZOR-F	2 WKSZ-F	2 WNCY-F	2 WIXX-F	2 WIXX-F
3 WAPL-F	3 WKSZ-F >	3 WKSZ-F	3 WQLH-F	3 WQLH-F >		2 WNCY-F >	2 WXWX-F	3 WIXX-F	2 WOGB-F	2 WNCY-F
3 WQLH-F	4 WNCY-F	3 WNCY-F >>	4 WKSZ-F >	4 WKSZ-F		4 WKSZ-F	2 WZOR-F >	4 WZOR-F	4 WJLW-F	4 WQLH-F >>
3 WNCY-F >>	5 WAPL-F >		5 WLTM-F	4 WLTM-F		5 WXWX-F >	5 WQLH-F >>	5 WQLH-F	5 WQLH-F	
			6 WAPL-F	6 WJLW-F				5 WJLW-F	6 WKSZ-F	
			6 WJLW-F	6 WOGB-F >>				5 WKSZ-F >	6 WNCY-F	
			6 WOGB-F							

Other Rated Stations				Metro Share	Cume Rating	TSA AQH Cume	Other Rated Stations--Outside Market				Metro Share	Cume Rating	TSA AQH Cume		
WAUN-F	C	92.7	Kewaunee	0.4	2.4	3	122	WBDK-F	ST	96.7	Algona	0.4	1.6	5	157
WDUZ	SPRTS	1400	Green Bay	2.6	8.2	15	309	WECB-F	CL HITS	104.3	Seymour	0.7	3.5	7	143
WNFL	T/SPRTS	1440	Green Bay	2.2	7.3	9	193	WHBY	FS	1150	Kimberly	0.7	1.5	23	415
								WNAM	ST	1280	Neenah-Menasha	1.9	5.5	40	410
								WOZZ-F	CL AOR	93.5	New London	2.6	12.9	47	1098
								WROE-F	SAC	94.3	Neenah-Menasha	1.1	5.5	28	512
								WRVM-F	REL	102.5	Suring	0.7	2.9	11	239
								WSFQ-F	O	96.3	Peshigo	0.4	1.5	10	222
								WTMJ	FS	620	Milwaukee	0.4	2.2	41	666

GREEN BAY

Consolidation Report	12+	25-54	Revenue	Format Performance	AM	FM	Total	%	Yr. Ago
Cumulus WJLW-FM, WQGB-FM, WXWX-FM	14.9 %	17.3 %	10.7 %	AC	0 (0)	0 (0)	0 (0)	0.0 %	0.0 %
Midwest Communications WGEE-AM, WIXX-FM, WLTM-FM, WNFL-AM	24.4 %	23.5 %	57.8 %	AOR/Classic/NR	0 (0)	53 (5)	53 (5)	22.7 %	25.1 %
Woodward WKSZ-FM, WZOR-FM	11.5 %	9.3 %	3.1 %	Black/Urban	0 (0)	0 (0)	0 (0)	0.0 %	0.0 %
	50.8 %	50.1 %	71.6 %	CHR	0 (0)	72 (3)	72 (3)	30.9 %	24.7 %
				Classical	0 (0)	0 (0)	0 (0)	0.0 %	0.0 %
				Country	0 (0)	31 (4)	31 (4)	13.3 %	11.4 %
				Full Service	3 (2)	0 (0)	3 (2)	1.3 %	1.2 %
				Hispanic	0 (0)	0 (0)	0 (0)	0.0 %	0.0 %
				Jazz	0 (0)	0 (0)	0 (0)	0.0 %	0.0 %
				News/Talk	22 (2)	0 (0)	22 (2)	9.4 %	11.0 %
				Oldies	0 (0)	24 (3)	24 (3)	10.3 %	11.4 %
				Others/Unknown	0 (0)	0 (0)	0 (0)	0.0 %	0.0 %
				Religion/Gospel	0 (0)	2 (1)	2 (1)	0.9 %	0.8 %
				Soft AC	0 (0)	13 (2)	13 (2)	5.6 %	7.1 %
				Sports	7 (1)	0 (0)	7 (1)	3.0 %	3.5 %
				Standards/EZ	5 (1)	1 (1)	6 (2)	2.6 %	3.9 %
				Totals	37 (6)	196 (19)	233 (25)		

AM Stations

WGEE	1360	5 kw (DA-N)	News/Talk	CBS	\$20.00	Banner	Midwest Commun	Green Bay
------	------	-------------	-----------	-----	---------	--------	----------------	-----------

FM Stations

WIXX	101.1	100 kw @ 1080	CHR		\$83.00	Banner	Midwest Commun	Green Bay
WJLW	105.7	25 kw @ 328	Classic AOR		\$ NA	Interep	Cumulus	Allouez
WKSZ	95.9	25 kw @ 272	CHR		\$ < 20.00	Mc-Guild	Woodward	DePere
WLTM	99.7	45 kw @ 512	Soft AC	AMFM, AP	\$45.00	Banner	Midwest Commun	Sturgeon Bay
WQGB	103.1	3.6 kw @ 879	Oldies	ABC, AP	\$ NA	Allied	Cumulus	Kaukauna
WQLH	99.5	100 kw @ 500	CHR/AC	ABC	\$37.00	Interep	WDUZ	Green Bay
WXWX	107.5	5 kw @ 751	AOR		\$ NA	Interep	Cumulus	Brillion
WZOR	94.7	6 kw @ 328	New Rock		\$ NA	--	Woodward	Mishicot

Notes: Other ranked stations -- See Appleton-Oshkosh WDUZ/WQLH-F are LMA'd to Cumulus

GREENSBORO-WINSTON SALEM

Arbitron Rank: 42 Pop (12+): 1,010,300
 MSA Rank: 46
 MSA Pop: 1,190,000
 DMA: 51
 Average Persons Rating: 14.8
 Market TSL in Hours: 19.75

Stations: 31 / 20
 Diaries: 2,220 / 455:1 / 55.1%
 Sample Target: 2,250
 % Below Line: 10.4
 % Not Listed: 19.1
 Pop per Station: 50,515

Last Year's Revenue: \$44,200,000
 Household Income: \$42,467
 Total Retail Sales: \$13.2 Bil.
 #1 Biller: WTQR-F \$7,480,000
 #1 Billing Portfolio
 Clear Channel \$17,365,000

12+ Metro	Format	Spring 00 1/4 Share	Win 00	Fall 99	Sum 99	Spq 99	4-Book Avg.	12+ Metro Cume / Rtg.	Fall 99	Spq 99	12+ TSA AQH / Cume	Revenue Level		
1	WTQR-F	C	123 / 8.2	8.0	8.3	9.7	9.3	8.6	1896 / 18.8	18.1	19.3	213 / 3268	H	WTQR-F
2	WJMH-F	B	116 / 7.7	7.1	7.2	9.3	8.6	7.8	1775 / 17.6	14.8	17.0	218 / 3116	E	WJMH-F
3	WQMG-F	B/A/C	115 / 7.7	7.6	7.5	8.0	5.5	7.7	1267 / 12.5	12.4	11.9	167 / 2004	E	WQMG-F
4	WMAG-F	AC	110 / 7.3	7.7	6.3	6.7	6.1	7.0	1613 / 16.0	15.3	15.3	137 / 2090	G	WMAG-F
5	WMQX-F	O	96 / 6.4	5.7	5.1	6.5	6.1	5.9	1596 / 15.8	14.7	16.4	130 / 2260	E	WMQX-F
6	WKZL-F	CHR	80 / 5.3	5.2	5.9	3.3	3.9	4.9	1634 / 16.2	17.8	14.5	113 / 2331	E	WKZL-F
6	WHSL-F	C	80 / 5.3	4.1	5.9	4.6	5.8	5.0	1310 / 13.0	13.0	12.8	111 / 1888	D	WHSL-F
8	WKRR-F	AOR/CL	71 / 4.7	5.9	5.9	5.0	6.2	5.4	1220 / 12.1	13.7	14.0	95 / 1761	F	WKRR-F
9	WSJS	FS/T	62 / 4.1	4.1	3.9	4.1	4.8	4.1	1011 / 10.0	10.3	10.3	63 / 1047	E	WSJS
10	WKSI-F	AC-NR	56 / 3.7	4.3	4.5	4.0	5.2	4.1	1372 / 13.6	15.8	16.2	79 / 2060	D	WKSI-F
11	WXRA-F	AOR	46 / 3.1	3.2	3.1	3.6	3.6	3.2	870 / 8.6	9.7	10.1	67 / 1375	C	WXRA-F
12	WKIX-F	C	31 / 2.1	1.7	2.1	1.9	1.7	1.9	498 / 4.9	6.5	4.9	59 / 1133		WKIX-F
13	WDCG-F	CHR	29 / 1.9	1.5	1.8	2.1	1.3	1.8	540 / 5.3	5.8	5.0	69 / 1212		WDCG-F
14	WEND-F	AOR-NR	22 / 1.5	1.1	1.0	1.1	1.5	1.2	474 / 4.7	3.9	5.5	47 / 902		WEND-F
15	WLYT-F	SAC	16 / 1.1						112 / 1.1			56 / 641		WLYT-F
15	WSGH	SP	16 / 1.1	0.5		0.3			105 / 1.0			16 / 105		WSGH
15	WIST-F	ST	16 / 1.1	1.1	1.1	2.1	1.5	1.3	254 / 2.5	3.2	3.3	16 / 271	A	WIST-F
18	WEAL	B/G	15 / 1.0	2.4	1.4	1.1	2.1	1.5	147 / 1.5	2.0	2.9	15 / 155	A	WEAL

12+ FM Share (Metro): 88.77% (1075 of 1211) (Spring 99: 86.18%)

Teens	18-34	18-49	25-49	25-54	35+	12+ AMD	12+ Mid	12+ PMD	12+ Eve	12+ Wknd
1 WJMH-F >	1 WJMH-F >	1 WQMG-F <	1 WQMG-F	1 WQMG-F	1 WTQR-F	1 WTQR-F	1 WMAG-F <	1 WJMH-F <	1 WJMH-F	1 WQMG-F <
2 WKZL-F >>>	2 WKZL-F <	2 WJMH-F <	2 WMAG-F <	2 WMAG-F	2 WMQX-F <	2 WHSL-F	2 WTQR-F <	2 WMAG-F <	2 WQMG-F >	2 WJMH-F
3 WKIX-F	3 WQMG-F	3 WMAG-F	3 WTQR-F	3 WTQR-F	3 WQMG-F <	3 WQMG-F <	3 WMQX-F	3 WTQR-F <	3 WMAG-F <	3 WTQR-F
3 WKSI-F >	4 WKSI-F	4 WTQR-F <	3 WKRR-F <	4 WKRR-F	4 WMAG-F	4 WJMH-F <	4 WSJS	4 WMQX-F	4 WKZL-F	4 WMAG-F <
	4 WMAG-F <	5 WKRR-F <	5 WHSL-F	4 WMQX-F <	5 WSJS	5 WMAG-F <	5 WQMG-F <	5 WQMG-F	5 WTQR-F	5 WKZL-F
	6 WHSL-F	6 WHSL-F	6 WMQX-F <	6 WHSL-F	6 WHSL-F <	6 WMQX-F <	6 WKRR-F <	6 WKZL-F	6 WMQX-F	5 WMQX-F
	7 WXRA-F	7 WKZL-F	7 WKSI-F	7 WKZL-F <	7 WKRR-F >	7 WKRR-F <	7 WHSL-F <	7 WKRR-F <	7 WXRA-F	7 WHSL-F
	8 WKRR-F <	8 WKSI-F	7 WKZL-F <	8 WJMH-F <	8 WKZL-F	8 WKZL-F <	8 WJMH-F	8 WHSL-F	8 WKSI-F <	8 WKRR-F <
	9 WTQR-F	8 WMQX-F	9 WJMH-F	9 WKSI-F	8 WKIX-F	9 WKSI-F	8 WKZL-F	8 WKSI-F	9 WKRR-F <	9 WKIX-F
		10 WXRA-F >	10 WXRA-F >	10 WXRA-F <	10 WKSI-F	10 WKSI-F	9 WKSI-F >	10 WXRA-F	10 WHSL-F >	10 WXRA-F

Wom 18-24	Wom 18-34	Wom 25-34	Wom 18-49	Wom 25-54	Men 18-24	Men 18-34	Men 25-34	Men 18-49	Men 25-54	12+ Ovrnite
1 WJMH-F >>	1 WJMH-F >	1 WKSI-F	1 WMAG-F <	1 WQMG-F <	1 WJMH-F >>>	1 WJMH-F >	1 WJMH-F	1 WKRR-F	1 WKRR-F	1 WTQR-F
2 WMAG-F	2 WMAG-F	1 WKZL-F	2 WQMG-F	2 WMAG-F >	2 WXRA-F	2 WXRA-F	1 WXRA-F	2 WJMH-F <	2 WTQR-F <	2 WJMH-F
3 WKZL-F >	2 WKZL-F	1 WQMG-F <	3 WJMH-F	3 WTQR-F <	2 WKRR-F	3 WKRR-F	3 WHSL-F	3 WQMG-F <	3 WQMG-F >	3 WQMG-F >>
4 WKSI-F	4 WQMG-F	4 WJMH-F	4 WKZL-F	4 WMQX-F <	4 WQMG-F	4 WQMG-F	4 WKRR-F <	4 WTQR-F <	4 WMQX-F <	4 WMQX-F
5 WQMG-F	4 WKSI-F	4 WMAG-F	5 WKSI-F	5 WKZL-F	4 WKZL-F	4 WHSL-F <	5 WQMG-F <	5 WHSL-F	5 WHSL-F	5 WHSL-F
6 WDCG-F	6 WHSL-F >	6 WHSL-F >	6 WTQR-F	6 WHSL-F	4 WTQR-F	6 WKZL-F	6 WKSI-F	5 WXRA-F	6 WXRA-F	6 WXRA-F
6 WHSL-F	7 WDCG-F	7 WTQR-F >	6 WHSL-F	6 WKSI-F	4 WMAG-F >	7 WKSI-F <	6 WKZL-F	7 WMAG-F <	7 WMAG-F	7 WMAG-F
	7 WTQR-F >		8 WMQX-F >	8 WJMH-F		8 WTQR-F	8 WEND-F	8 WMQX-F	8 WJMH-F	8 WJMH-F
			9 WKRR-F	9 WKRR-F		9 WEND-F	8 WTQR-F >	9 WKZL-F <	9 WSJS <	9 WSJS <
				10 WSJS <				10 WKSI-F	10 WKZL-F	

Other Rated Stations				Metro Share	Cume Rating	TSA AQH	Cume	Other Rated Stations--Outside Market				Metro Share	Cume Rating	TSA AQH	Cume
WAAA	B	980	Winston Salem	0.7	2.0	10	204	WBBB-F	AOR	96.1	Raleigh	0.6	1.7	26	530
WBAG	ST	1150	Burlington	0.6	1.2	9	122	WBRF-F	C	98.1	Galax, VA	0.9	2.5	50	819
WMFR	T/FS	1230	High Point	0.6	1.5	9	152	WFMY-F	C	105.7	Statesville	0.9	3.8	42	890
WSML	FS/T	1200	Graham	0.2	1.0	3	113	WNKS-F	CHR	95.1	Charlotte	0.5	2.2	52	999
WWGL-F	REL	94	Lexington	0.7	3.6	15	580	WQOK-F	B	97.5	S. Boston, VA	0.5	2.6	48	997
WXII	N	830	Kernersville	0.8	3.6	13	405	WRSN-F	AC	93.9	Burlington	0.5	1.1	29	524

GREENSBORO-WINSTON SALEM

Consolidation Report	12+	25-54	Revenue	Format Performance	AM	FM	Total	%	Yr. Ago
CBS/Infinity, pend. WTFR-AM, WSJS-AM, WSML-AM	4.9 %	3.9 %	8.4 %	AC	0 (0)	173 (3)	173 (3)	14.3 %	18.3 %
Clear Channel WHSL-FM, WMAG-FM, WTQR-FM, WXRA-FM	23.9 %	25.9 %	39.3 %	AOR/Classic/NR	0 (0)	148 (4)	148 (4)	12.2 %	14.3 %
Dick WYRR-FM, WKZL-FM	10.0 %	11.9 %	16.3 %	Black/Urban	10 (1)	239 (3)	249 (4)	20.6 %	19.0 %
Entercom WEAL-AM, WJMH-FM, WMQX-FM, WQMG-FM	22.8 %	22.6 %	26.5 %	CHR	0 (0)	116 (3)	116 (3)	9.6 %	2.1 %
				Classical	0 (0)	0 (0)	0 (0)	0.0 %	0.0 %
				Country	0 (0)	261 (6)	261 (6)	21.6 %	22.8 %
				Full Service	74 (3)	0 (0)	74 (3)	6.1 %	7.4 %
				Hispanic	16 (1)	0 (0)	16 (1)	1.3 %	0.0 %
				Jazz	0 (0)	0 (0)	0 (0)	0.0 %	0.0 %
				News/Talk	12 (1)	0 (0)	12 (1)	1.0 %	1.2 %
				Oldies	0 (0)	96 (1)	96 (1)	7.9 %	7.3 %
				Others/Unknown	0 (0)	0 (0)	0 (0)	0.0 %	0.0 %
				Religion/Gospel	15 (1)	10 (1)	25 (2)	2.1 %	5.2 %
				Soft AC	0 (0)	16 (1)	16 (1)	1.3 %	0.0 %
				Sports	0 (0)	0 (0)	0 (0)	0.0 %	0.0 %
				Standards/EZ	9 (1)	16 (1)	25 (2)	2.1 %	2.3 %
				Totals	136 (8)	1075 (23)	1211 (31)		

AM Stations

Station	Power	Hours	Format	Revenue	Owner	City
WEAL	1510	1 kw (Days)	Black Gospel	\$ NA	Mc-Guild	Greensboro
WSGH	1040	9.1 kw/0.182 kw (DA-2)	Hispanic	\$ NA	--	Lewesville
WSJS	600	5 kw (DA-2)	Full Svc/Talk	ESPN, ABC, WW1 \$60.00	Clr Chnl	Winston Salem

FM Stations

Station	Power	Hours	Format	Revenue	Owner	City
WHSL	100.3	100 kw @ 1035	Country	\$35.00	Sentry	High Point
WIST	99.3	1.68 kw @ 420	Standards	ABC \$ NA	--	Thomasville
WJMH	102.1	100 kw @ 1204	Black	\$55.00	D&R	Reidsville
WYRR	92.3	100 kw @ 1288	AOR/Classic AOR	\$65.00	Katz	Asheboro
WKSI	99.7	100 kw @ 1035	Modern AC	\$40.00	Eastman	Greensboro
WKZL	107.5	100 kw @ 994	AC/CHR	\$80.00	Katz	Winston Salem
WMAG	99.5	100 kw @ 1500	AC	AMFM \$78.00	Sentry	High Point
WQMG	93.1	100 kw @ 1099	Oldies	CBS, ABC \$50.00	Mc-Guild	Winston Salem
WQMG	97.1	100 kw @ 1234	Black AC	ABC \$35.00	Mc-Guild	Greensboro
WTQR	104.1	100 kw @ 1420	Country	\$172.00	Clr Chnl	Winston Salem
WXRA	54.5	100 kw @ 992	AOR	\$39.00	Clr Chnl	Eden

Notes: Other ranked stations -- See Charlotte or Raleigh-Durham ... 7/00 WXII (830; Kernersville) sold by Hearst-Argyle to Truth for \$1,300,000 (est.)

GREENVILLE-NEW BERN-JACKSONVILLE

Arbitron Rank: 81 Pop (12+): 474,400
 MSA Rank: 269 - Greenvl, 243 - Jksnvl
 MSA Pop: 428,000
 DMA: 105
 Average Persons Rating: 14.2
 Market TSL in Hours: 19.00

Stations: 32 / 24
 Diaries: 1,549/ 306:1/ 54.7%
 Sample Target: 1,530
 % Below Line: 8.6
 % Not Listed: 14.9
 Pop per Station: 19,767

Last Year's Revenue: \$22,500,000
 Household Income: \$37,632
 Total Retail Sales: \$5.4 Bil.
 #1 Biller: WRNS-AF \$4,750,000
 #1 Billing Portfolio
 Beasley \$9,050,000

12+ Metro	Format	Spring 00 1/4 Share	Win 00	Fall 99	Sum 99	Spg 99	4-Book Avg.	12+ Metro Cume / Rtg.	Fall 99	Spg 99	12+ TSA AQH / Cume	Revenue Level		
1	WRNS-F	C	82 / 12.2	138	120	144	13.4	131	1080 / 22.8	23.6	23.3	111 / 1542	F	WRNS-F
2	WIKS-F	B	74 / 11.0	108	108	136	10.8	11.6	975 / 20.6	20.8	21.2	88 / 1270	D	WIKS-F
3	WSFL-F	CL AOR	54 / 8.0	87	77	62	8.9	7.7	744 / 15.7	14.4	18.6	68 / 976	D	WSFL-F
4	WRHT-FF	CHR	39 / 5.8	66	65	60	5.8	6.2	698 / 14.7	16.4	17.8	61 / 1103	C	WRHT-FF
5	WNCT-F	O	32 / 4.8	47	47	39	4.2	4.5	500 / 10.5	11.0	9.2	61 / 839	C	WNCT-F
5	WMGV-F	AC/CHR	32 / 4.8	33	49	49	3.7	4.5	505 / 10.6	10.6	10.0	36 / 577	B	WMGV-F
7	WXQR-F	AOR	28 / 4.2	38	24	20	1.7	3.1	363 / 7.6	5.6	4.2	31 / 451	B	WXQR-F
7	WERO-F	AC/CHR	28 / 4.2	35	34	22	2.1	3.3	560 / 11.8	10.7	8.4	35 / 782	B	WERO-F
9	WXNR-F	AOR-NR	27 / 4.0	32	5.6	4.6	6.8	4.4	496 / 10.5	11.4	15.7	28 / 553	B	WXNR-F
10	WANG-FF	ST	20 / 3.0	35	2.5	1.7	2.1	2.7	268 / 5.6	4.5	4.4	22 / 319	A	WANG-FF
11	WQSL-F	CHR	18 / 2.7	2.1	1.8	1.6	2.1	2.0	327 / 6.9	6.7	7.0	19 / 385	A	WQSL-F
12	WELS-F	B/G	15 / 2.2	4.2	3.8	2.5	2.4	3.2	207 / 4.4	6.8	5.8	16 / 319	A	WELS-F
13	WRSV-F	B	14 / 2.1	1.8	1.6	1.9	1.6	1.8	269 / 5.7	5.4	4.5	37 / 680	A	WRSV-F
13	WKOO-F	O	14 / 2.1	2.1	1.6	1.6	2.3	1.8	235 / 5.0	5.1	5.9	22 / 357	B	WKOO-F

12+ FM Share (Metro) 97.90% (560 of 572) (Spring 99: 95.99%)

Teens	18-34	18-49	25-49	25-54	35+	12+ AMD	12+ Mid	12+ PMD	12+ Eve	12+ Wknd
1	WIKS-F	1 WRNS-F <	1 WIKS-F <	1 WIKS-F <	1 WIKS-F <	1 WRNS-F	1 WSFL-F <	1 WRNS-F >	1 WRNS-F >	1 WIKS-F >>
2	WRHT-FF >	2 WIKS-F	2 WRNS-F	2 WSFL-F <	2 WRNS-F <	2 WIKS-F	2 WRNS-F <	2 WIKS-F	2 WRHT-FF	2 WRNS-F >
3	WRSV-F >	3 WSFL-F	3 WSFL-F >	3 WRNS-F >	3 WSFL-F >	3 WNCT-F	3 WIKS-F >>	3 WSFL-F	3 WSFL-F <	2 WMGV-F <
4	WXNR-F	4 WRHT-FF	4 WRHT-FF <	4 WMGV-F	4 WNCT-F <	4 WMGV-F	4 WXQR-F	4 WNCT-F <	4 WRHT-FF	4 WRNS-F
4	WQSL-F	5 WXNR-F	5 WXQR-F	4 WNCT-F	5 WMGV-F	5 WSFL-F	5 WRHT-FF <	5 WRHT-FF <	5 WNCT-F	5 WSFL-F
4	WRNS-F	6 WXQR-F	6 WERO-F <	6 WERO-F <	6 WERO-F <	6 WANG-FF	6 WNCT-F <	6 WMGV-F <	6 WERO-F	6 WRSV-F
4	WSFL-F	7 WXR-F	7 WXNR-F <	7 WXQR-F	7 WXQR-F	7 WKOO-F <	7 WMGV-F <	7 WERO-F <	7 WXNR-F <	7 WXQR-F
4	WMNX-F >	8 WMGV-F <	8 WRHT-FF	8 WRHT-FF	8 WRHT-FF	8 WERO-F	8 WXNR-F	8 WXNR-F	8 WMGV-F	8 WMNX-F <
		9 WNCT-F >	9 WQSL-F <	9 WQSL-F <	9 WQSL-F <	9 WXQR-F	9 WERO-F	9 WANG-FF <	9 WXQR-F	9 WERO-F
						9 WELS-F		10 WXQR-F	10 WQSL-F <	9 WNCT-F
										10 WRSV-F <

Wom 18-24	Wom 18-34	Wom 25-34	Wom 18-49	Wom 25-54	Men 18-24	Men 18-34	Men 25-34	Men 18-49	Men 25-54	12+ Ovrnite
1	WRHT-FF	1 WIKS-F <	1 WIKS-F	1 WIKS-F	1 WIKS-F	1 WXNR-F	1 WSFL-F	1 WSFL-F	1 WSFL-F	1 WIKS-F >>
2	WRNS-F >	2 WRNS-F	2 WQSL-F	2 WRNS-F	2 WRNS-F	2 WIKS-F	2 WRNS-F <	2 WRNS-F	2 WRNS-F <	2 WRNS-F
3	WIKS-F	2 WRHT-FF >	2 WRNS-F >	3 WRHT-FF	3 WMGV-F	2 WRNS-F	3 WIKS-F	3 WIKS-F >	3 WIKS-F	3 WIKS-F >
3	WERO-F	4 WERO-F	4 WRHT-FF	4 WMGV-F <	4 WNCT-F >	4 WSFL-F	4 WXNR-F <	4 WXQR-F	4 WXQR-F	4 WXQR-F <
5	WXNR-F	4 WQSL-F >	4 WERO-F	5 WERO-F	5 WRHT-FF	4 WXQR-F	5 WXQR-F	5 WRHT-FF	5 WXNR-F	5 WNCT-F >
5	WQSL-F >	6 WXNR-F	6 WNCT >	6 WQSL-F	5 WERO-F	6 WRHT-FF >>	6 WRHT-FF >	5 WERO-F	6 WRHT-FF	6 WMGV-F
			7 WNCT-F >	7 WQSL-F				5 WRDU-F	7 WNCT-F	6 WERO-F
			8 WSFL-F	8 WELS-F				7 WERO-F	8 WRDU-F	8 WRDU-F
				8 WSFL-F					8 WXNR-F	

Other Rated Stations				Metro Share	Cume Rating	TSA AQH Cume	Other Rated Stations--Outside Market				Metro Share	Cume Rating	TSA AQH Cume
WCZI-F	T	98.3	Washington	0.7	2.3	5 116	WFXK-F	B	104.3	Tarboro	1.6	4.2	38 513
WGPM-F	AC	94.3	Farmville	0.7	2.1	5 110	WGNL-F	AC	102.7	Wilmington	0.4	1.4	5 96
WJNC	T/SPRTS	1240	Jacksonville	0.6	1.3	4 61	WKIX-F	C	96.9	Goldsboro	0.7	3.1	38 659
WNBR-F	B/O	94.1	Oriental	0.7	1.9	6 94	WMNX-F	B	97.3	Wilmington	1.5	5.1	19 367
WNCT	SP-C	1070	Greenville	0.6	0.7	4 36	WRDU-F	AOR	106.1	Wilson	1.5	4.1	54 588
WOOW	B/G	1340	Greenville	0.6	1.6	4 78	WTRG-F	O	100.7	Rocky Mount	1.2	4.2	45 738
WTKF-F	T	107.3	Atlantic	1.3	2.9	9 141	WZFX-F	B	99.1	Whiteville	0.6	2.0	25 463
WZBR-F	B/O	97.7	Kinston	0.4	0.9	5 98	WZXS-F	ST	103.9	Topsail Beach	1.0	1.7	9 128

GREENVILLE-NEW BERN-JACKSONVILLE

Consolidation Report	12+	25-54	Revenue	Format Performance	AM	FM	Total	%	Yr. Ago
Beasley WIKS-FM, WMGV-FM, WNCT-AM, WNCT-FM, WSFL-FM, WXNR-FM	33.2 %	39.3 %	40.2 %	AC	0 (0)	68 (4)	68 (4)	11.9 %	5.5 %
Cumulus WQSL-FM, WXQR-FM	6.9 %	7.4 %	4.6 %	AOR/Classic/NR	0 (0)	119 (4)	119 (4)	20.8 %	22.1 %
Local - 1 WCBZ-FM, WNBR-FM, WRHT-FM, WZBR-FM	6.9 %	5.4 %	9.2 %	Black/Urban	0 (0)	121 (7)	121 (7)	21.2 %	20.2 %
Local - 2 WCZI-FM, WGPM-FM	1.5 %	1.6 %	%	CHR	0 (0)	56 (3)	56 (3)	9.8 %	9.4 %
NextMedia WANG-AM, WANG-FM, WANJ-FM, WDLX-AM, WERO-FM, WKOO-FM, WRNS-AM, WRNS-FM	21.3 %	19.7 %	28.7 %	Classical	0 (0)	0 (0)	0 (0)	0.0 %	0.0 %
				Country	0 (0)	87 (2)	87 (2)	15.2 %	17.4 %
				Full Service	0 (0)	0 (0)	0 (0)	0.0 %	0.0 %
				Hispanic	4 (1)	0 (0)	4 (1)	0.7 %	0.0 %
				Jazz	0 (0)	0 (0)	0 (0)	0.0 %	0.0 %
				News/Talk	4 (1)	14 (2)	18 (3)	3.1 %	2.8 %
				Oldies	0 (0)	54 (3)	54 (3)	9.4 %	11.7 %
				Others/Unknown	0 (0)	0 (0)	0 (0)	0.0 %	0.0 %
				Religion/Gospel	4 (1)	15 (1)	19 (2)	3.3 %	6.0 %
				Soft AC	0 (0)	0 (0)	0 (0)	0.0 %	0.0 %
				Sports	0 (0)	0 (0)	0 (0)	0.0 %	0.0 %
				Standards/EZ	0 (0)	26 (3)	26 (3)	4.5 %	4.8 %
				Totals	12 (3)	560 (29)	572 (32)		
	69.8 %	73.4 %	82.7 %						

FM Stations

Station	Freq	Power	Time	Format	Company	City
WANG	105.1	18.5 kw @ 384		Standards	Westwd \$ NA Katz	Havelock
WANJ	101.1	31 kw @ 613		Simul. WANG-F		Belhaven
WCBZ	103.7	100 kw @ 981		Simul. WRHT-F		Williamston
WELS	102.9	3 kw @ 328		Black Gospel	ABC, AURN \$ NA --	Kinston
WERO	93.3	100 kw @ 1780		Hot AC	Westwd \$36.00 Katz	Washington
WIKS	101.9	100 kw @ 983		Black	ABC, Westwd \$55.00 D&R	New Bern
WKOO	98.7	100 kw @ 978		Oldies	ABC \$25.00 Allied	Jacksonville
WMGV	103.3	100 kw @ 593		AC/CHR	Westwd \$<20.00 D&R	Newport
WNCT	107.9	100 kw @ 1700		Oldies	CBS \$30.00 D&R	Greenville
WQSL	92.3	23 kw @ 725		CHR	\$19.00 Interep	Jacksonville
WRHT	96.3	100 kw @ 492		CHR	\$35.00 --	Morehead City
WRNS	95.1	100 kw @ 1500		Country	ABC \$74.00 Mc-Guid	Kinston
WRSV	92.1	1.7 kw @ 380		Black	AURN \$ NA --	Rocky Mount
WSFL	106.5	100 kw @ 915		Classic AOR	Westwd \$47.00 D&R	New Bern
WXNR	99.5	16.5 kw @ 843		AOR-New Rock	\$17.00 D&R	Gritton
WXQR	105.5	19 kw @ 794		AOR	\$<20.00 Banner	Jacksonville

Notes: WMNX-F -- See Wilmington, NC . . . 5/00 WERO-F changed from Hot AC to CHR . . . 5/00 WNOS (1450; New Bern) sold to CTC Media (WWNB 1490; New Bern) for \$65,000

GREENVILLE-SPARTANBURG

Arbitron Rank: 58 Pop (12+): 746,100
 MSA Rank: 63
 MSA Pop: 937,000
 DMA: 37 (w/Asheville)
 Average Persons Rating: 14.5
 Market TSL in Hours: 19.50

Stations: 27 / 20
 Diaries: 1,887/ 395:1/ 53.2%
 Sample Target: 1,910
 % Below Line: 4.9
 % Not Listed: 17.3
 Pop per Station: 37,305

Last Year's Revenue: \$37,600,000
 Household Income: \$40,746
 Total Retail Sales: \$9.8 Bil.
 #1 Biller: WSSL-F \$6,000,000
 #1 Billing Portfolio
 Clear Channel \$13,950,000

12+ Metro	Format	Spring 00 1/4 Share	Win 00	Fall 99	Sum 99	Spg 99	4-Book Avg.	12+ Metro Cume / Rtg.	Fall 99	Spg 99	12+ TSA AQH / Cume	Revenue Level	
1	WJMZ-F	B	115 / 10.6	10.3	10.5	11.5	10.7	1146 / 15.4	14.5	15.8	168 / 1710	F	WJMZ-F
2	WFBC-F	CHR	99 / 9.2	9.2	7.3	9.0	9.8	1786 / 23.9	20.4	24.3	160 / 3244	E	WFBC-F
3	WSSL-F	C	88 / 8.1	8.7	8.4	10.3	10.8	1475 / 19.8	20.5	21.5	141 / 2493	G	WSSL-F
4	WSPA-F	SAC	86 / 8.0	8.6	7.9	6.0	6.3	1079 / 14.5	16.7	13.9	118 / 1685	E	WSPA-F
5	WROO-F	AOR	78 / 7.2	5.8	6.6	7.6	7.6	1216 / 16.3	15.5	16.8	138 / 2129	G	WROO-F
6	WMIY-F	AC	67 / 6.2	5.4	6.8	5.6	6.2	1269 / 17.0	18.1	17.1	120 / 2194	F	WMIY-F
7	WESC-F	C	63 / 5.8	6.7	5.7	7.3	8.4	1257 / 16.8	15.9	19.6	136 / 2193	E	WESC-F
8	WTPT-F	AOR	57 / 5.3	4.7	5.4	4.7	5.9	923 / 12.4	13.0	13.3	92 / 1751	C	WTPT-F
9	WOLI-F	O	43 / 4.0	3.1	2.8	3.7	3.3	674 / 9.0	7.8	8.7	48 / 738	C	WOLI-F
10	WORD-AA	N/T	37 / 3.4	4.4	4.0	3.5	2.9	516 / 6.9	7.8	6.5	41 / 590	C	WORD-AA
11	WMUU-F	EZ	27 / 2.5	2.1	2.7	2.7	2.4	442 / 5.9	5.7	5.7	45 / 638	B	WMUU-F
12	WPEK-F	T	24 / 2.2	2.5	2.2	2.5	1.8	429 / 5.8	7.3	5.2	35 / 660	B	WPEK-F
13	WPEG-F	B	19 / 1.8	1.3	1.9	1.2	1.2	289 / 3.9	3.5	4.0	42 / 601		WPEG-F
14	WPJM	B/G	16 / 1.5	1.4	2.0	1.5	1.5	143 / 1.9	2.9	2.2	16 / 149	A	WPJM
15	WSPA	T	13 / 1.2	0.9	1.1	1.3	0.8	228 / 3.1	3.2	2.1	13 / 236	B	WSPA

12+ FM Share (Metro): 91.28% (816 of 894) (Spring 99: 92.08%)

Teens	18-34	18-49	25-49	25-54	35+	12+ AMD	12+ Mid	12+ PMD	12+ Eve	12+ Wknd
1 WFBC-F >>>	1 WFBC-F	1 WJMZ-F	1 WROO-F <	1 WROO-F <	1 WSPA-F <	1 WJMZ-F	1 WSPA-F >	1 WFBC-F <	1 WJMZ-F	1 WJMZ-F >
2 WJMZ-F >>	2 WTPT-F	2 WROO-F	2 WJMZ-F	2 WJMZ-F <	2 WJMZ-F <	2 WFBC-F <	2 WSSL-F <	2 WJMZ-F	2 WFBC-F >	2 WFBC-F
3 WPEG-F	2 WJMZ-F >	3 WFBC-F	3 WSPA-F	3 WSPA-F	3 WSSL-F	3 WROO-F <	3 WJMZ-F <	3 WSPA-F <	3 WTPT-F	3 WSSL-F
	4 WROO-F <	4 WSPA-F <	4 WSSL-F	4 WSSL-F	4 WROO-F <	4 WSSL-F	4 WROO-F <	4 WSSL-F	4 WSSL-F	4 WESC-F
	5 WSSL-F <	5 WTPT-F <	5 WMIY-F <	5 WMIY-F <	5 WMIY-F	5 WSPA-F	5 WFBC-F <	5 WROO-F	5 WMIY-F <	5 WROO-F <
	6 WSPA-F	6 WSSL-F	6 WFBC-F	6 WFBC-F	6 WESC-F	5 WMIY-F <	6 WMIY-F	6 WESC-F	6 WROO-F	6 WSPA-F
	7 WESC-F	7 WMIY-F	7 WTPT-F <	7 WESC-F	7 WORD-AA	7 WESC-F	7 WORD-AA <	6 WMIY-F <	7 WESC-F <	7 WTPT-F <
		8 WESC-F	8 WESC-F	8 WOLI-F <	7 WOLI-F >	8 WTPT-F	8 WESC-F <	8 WTPT-F >	8 WOLI-F	8 WMIY-F
		9 WOLI-F >	9 WOLI-F >	9 WTPT-F >		9 WORD-AA	9 WOLI-F	9 WPEK-F	9 WSPA-F <	9 WOLI-F
						10 WOLI-F >>	9 WTPT-F >			

Wom 18-24	Wom 18-34	Wom 25-34	Wom 18-49	Wom 25-54	Men 18-24	Men 18-34	Men 25-34	Men 18-49	Men 25-54	12+ Ovrite
1 WFBC-F	1 WFBC-F	1 WSPA-F	1 WJMZ-F <	1 WSPA-F <	1 WTPT-F >>	1 WTPT-F >	1 WROO-F <	1 WROO-F	1 WROO-F >	1 WJMZ-F >>>
2 WJMZ-F >	2 WJMZ-F	2 WFBC-F	2 WFBC-F	2 WJMZ-F >	2 WFBC-F	2 WROO-F	2 WTPT-F >	2 WTPT-F <	2 WJMZ-F	2 WFBC-F
3 WSSL-F	3 WSPA-F	3 WJMZ-F >	3 WSPA-F	3 WFBC-F <	3 WJMZ-F >	3 WFBC-F	3 WPEK-F	3 WJMZ-F >	3 WSSL-F	3 WTPT-F <
3 WTPT-F	4 WSSL-F	4 WESC-F	4 WSSL-F <	4 WSSL-F <	4 WESC-F	4 WJMZ-F >	4 WFBC-F	4 WSSL-F <	4 WSPA-F	4 WESC-F
5 WMIY-F >	5 WTPT-F <	4 WSSL-F	5 WMIY-F >	5 WMIY-F >	4 WROO-F >	5 WESC-F	4 WSSL-F	5 WFBC-F	4 WTPT-F	5 WSSL-F
	6 WMIY-F	6 WROO-F	6 WROO-F	6 WROO-F <		6 WSSL-F	4 WJMZ-F	6 WESC-F	6 WESC-F	6 WMIY-F >
			7 WESC-F <	7 WESC-F		6 WPEK-F >	7 WESC-F	7 WSPA-F <	6 WMIY-F	6 WOLI-F
				8 WOLI-F >>			8 WMIY-F >	8 WMIY-F	6 WOLI-F	9 WPEK-F <

Other Rated Stations	Metro Share	Cume Rating	TSA AQH Cume	Other Rated Stations--Outside Market	Metro Share	Cume Rating	TSA AQH Cume								
WCCP-F	SPRTS	92.7	Clemson	0.8	2.3	11	202	WBAV-F	B/AC	101.9	Gastonia, NC	0.4	1.5	18	249
WKDY	C	1400	Spartanburg	0.5	0.9	5	78	WFOX-F	O	97.1	Gainesville, GA	0.5	1.4	21	411
WRIX	G	1020	Homeland Park	0.6	0.9	7	84	WKSF-F	C	99.9	Asheville, NC	0.4	2.8	70	1252
WRIX-F	C	1031	Honea Path	0.7	2.3	10	221	WLNK-F	AC-NR	107.9	Charlotte, NC	0.7	3.2	15	456
								WNKS-F	CHR	95.1	Charlotte, NC	0.6	4.2	37	932
								WWMG-F	O	95.1	Shelby, NC	0.6	2.0	38	673

GREENVILLE-SPARTANBURG

Consolidation Report	12+	25-54	Revenue	Format Performance	AM	FM	Total	%	Yr. Ago
Barnstable, pend. WROQ-FM, WTPT-FM	12.5 %	15.7 %	19.9 %	AC	0 (0)	75 (2)	75 (2)	8.4 %	7.7 %
Clear Channel WESC-FM, WGVF-AM, WLFJ-AM, WMYI-FM, WSSL-FM	20.1 %	20.3 %	37.1 %	AOR/Classic/NR	0 (0)	135 (2)	135 (2)	15.1 %	15.7 %
Entercom WFBC-FM, WHYZ-AM, WORD-AM, WSPA-AM, WSPA-FM, WYRD-AM	21.8 %	19.6 %	22.9 %	Black/Urban	0 (0)	138 (3)	138 (3)	15.4 %	15.5 %
Local (LMA to Entercom) WOLI-FM, WOLT-FM	4.0 %	5.0 %	2.8 %	CHR	0 (0)	105 (2)	105 (2)	11.7 %	11.4 %
Radio One, pend. WJMZ-FM, WPEK-FM	12.8 %	13.9 %	14.5 %	Classical	0 (0)	0 (0)	0 (0)	0.0 %	0.0 %
				Country	5 (1)	163 (4)	168 (5)	18.8 %	24.2 %
				Full Service	0 (0)	0 (0)	0 (0)	0.0 %	0.0 %
				Hispanic	0 (0)	0 (0)	0 (0)	0.0 %	0.0 %
				Jazz	0 (0)	0 (0)	0 (0)	0.0 %	0.0 %
				News/Talk	50 (3)	24 (1)	74 (4)	8.3 %	6.4 %
				Oldies	0 (0)	54 (4)	54 (4)	6.0 %	4.3 %
				Others/Unknown	0 (0)	0 (0)	0 (0)	0.0 %	0.0 %
				Religion/Gospel	23 (2)	0 (0)	23 (2)	2.6 %	3.6 %
				Soft AC	0 (0)	86 (1)	86 (1)	9.6 %	7.3 %
				Sports	0 (0)	9 (1)	9 (1)	1.0 %	0.6 %
				Standards/EZ	0 (0)	27 (1)	27 (1)	3.0 %	3.2 %
				Totals	78 (6)	816 (21)	894 (27)		

AM Stations

Call	Freq	Pwr	Time	Format	Owner	Company	City
WORD	910	3.6 kw/0.89 kw	(DA-2)	News/Talk	CBS	\$19.00 Allied	Entercom Spartanburg
WPJM	800	1 kw/0.44 kw		Black Gospel	AURN	\$ NA --	Greer
WSPA	950	5 kw	(DA-N)	Talk	CBS, Westwd, ESPN	\$17.00 Allied	Entercom Spartanburg
WYRD	1330	5 kw	(DA-N)	Simul. WORD			Greenville

FM Stations

Call	Freq	Pwr	Time	Format	Owner	Company	City
WESC	92.5	100 kw	@ 2000	Country	ABC	\$77.00 Ctr Chnl	Clear Channel Greenville
WFBC	93.7	100 kw	@ 1850	CHR	CBS	\$40.00 Katz	Entercom Greenville
WJMZ	107.3	100 kw	@ 1010	Black	ABC	\$59.00 Ctr Chnl	Radio One, pend. Anderson
WMUU	94.5	100 kw	@ 1200	EZ/Standards		\$24.00 --	Bob Jones Univ. Greenville
WMYI	102.5	20 kw	@ 1782	AC	AMFM	\$97.00 Christal	Clear Channel Hendersonville, NC
WOLI	103.9	6 kw	@ 328	Oldies	ABC	\$21.00 Allied	WOLT-F Eastley
WOLT	103.3	2.7 kw	@ 495	Simul. WOLI-F			Greer
WPEK	98.1	100 kw	@ 997	Talk	CNN, WW1, CBS	\$ NA --	Radio One, pend. Seneca, SC
WROQ	101.1	100 kw	@ 986	AOR/Classic AOR	ABC	\$100.00 Christal	Barnstable, pend. Anderson
WSPA	98.9	100 kw	@ 1910	Soft AC		\$44.00 Allied	Entercom Spartanburg
WSSL	100.5	100 kw	@ 1240	Country	AMFM	\$109.00 Katz	Clear Channel Gray Court
WTPT	93.3	93 kw	@ 2030	AOR	ABC	\$22.00 Ctr Chnl	Barnstable, pend. Forest City, NC

Notes: Other ranked stations -- See Charlotte . . . 8/00 WPEK-F sold to Radio One for \$7,500,000

HARRISBURG

Arbitron Rank: 77 Pop (12+): 526,100
 MSA Rank: 84
 MSA Pop: 623,000
 DMA: 46 (w/Lanc. York)
 Average Persons Rating: 16.1
 Market TSL in Hours: 21.25

Stations: 35 / 20
 Diaries: 1,710 / 308:1 / 63.0%
 Sample Target: 1,650
 % Below Line: 18.3
 % Not Listed: 13.1
 Pop per Station: 26,305

Last Year's Revenue: \$26,700,000
 Household Income: \$51,578
 Total Retail Sales: \$7.1 Bil.
 #1 Biller: WNNK-F \$8,100,000
 #1 Billing Portfolio
 Clear Channel \$11,130,000

12+ Metro	Format	Spring 00 1/4 Share	Win 00	Fall 99	Sum 99	Spq 99	4-Book Avg.	12+ Metro Cume / Rtg.	Fall 99	Spq 99	12+ TSA AQH / Cume	Revenue Level		
1	WNNK-F	CHR	93 / 11.0	11.2	10.0	11.0	10.0	10.8	1380 / 26.2	26.6	25.1	117 / 1874	H	WNNK-F
2	WRVV-F	AC-NR	62 / 7.3	6.5	6.8	8.2	10.2	7.2	856 / 16.3	16.4	18.1	105 / 1546	F	WRVV-F
3	WHP	FS	59 / 7.0	9.1	7.8	8.3	9.0	8.0	829 / 15.8	19.4	16.2	92 / 1370	D	WHP
3	WRBT-F	C	59 / 7.0	8.1	7.9	6.7	6.1	7.4	771 / 14.7	15.3	13.6	78 / 1160	D	WRBT-F
5	WTPA-FF	AOR	52 / 6.2	6.6	4.8	5.4	5.3	5.7	811 / 15.4	13.3	11.3	119 / 1763	D	WTPA-FF
6	WWKL-F	O	48 / 5.7	6.5	4.4	5.4	5.3	5.5	641 / 12.2	12.6	13.3	61 / 921	C	WWKL-F
7	WOXA-F	AOR	46 / 5.4	5.3	6.4	6.4	6.1	5.9	689 / 13.1	16.5	14.2	135 / 2099	B*	WOXA-F
8	WRKZ-F	C	43 / 5.1	3.6	5.6	5.8	5.9	5.0	569 / 10.8	13.8	11.0	137 / 1719	D	WRKZ-F
9	WROZ-F	SAC	33 / 3.9	3.1	4.0	2.3	3.7	3.3	597 / 11.3	9.5	11.0	97 / 1768		WROZ-F
10	WTCY	BIAC	30 / 3.6	1.6	3.0	2.3	2.5	2.6	245 / 4.7	3.4	4.1	31 / 251	A	WTCY
11	WLAN-F	CHR	25 / 3.0	3.1	3.2	3.0	2.7	3.1	670 / 12.7	13.8	11.9	101 / 2320		WLAN-F
12	WHYL	ST	23 / 2.7	1.6	1.9	2.3	1.6	2.1	300 / 5.7	4.9	4.3	29 / 406	A	WHYL
13	WLBR	FS	19 / 2.2	2.4	2.3	2.5	1.4	2.4	246 / 4.7	5.5	3.7	20 / 263	A	WLBR
14	WDAC-F	REL	15 / 1.8	2.1	1.8	1.9	1.1	1.9	226 / 4.3	5.1	4.2	71 / 1025		WDAC-F
15	WYCR-F	CHR	12 / 1.4	1.9	1.4	2.0	1.7	1.7	452 / 8.6	8.8	8.9	78 / 1802		WYCR-F
15	WSOX-F	O	12 / 1.4	0.7	1.1	1.1	1.5	1.1	197 / 3.7	3.4	4.9	98 / 1418		WSOX-F
15	WARM-F	SAC	12 / 1.4	1.5	2.1	1.6	1.9	1.7	294 / 5.6	4.9	5.5	95 / 1431		WARM-F
15	WEGK-F	CL AOR	12 / 1.4	1.3	1.3	1.9	1.4	1.5	363 / 6.9	5.9	6.3	44 / 1076		WEGK-F
19	WIOO	AC	10 / 1.2	0.6	1.1	0.7	0.6	0.9	88 / 1.7	1.6	1.3	10 / 96		WIOO
19	WHYL-F	C	10 / 1.2	1.2	0.9	1.4	1.4	1.2	205 / 3.9	3.4	3.9	11 / 241	A	WHYL-F

12+ FM Share (Metro): 79.02% (580 of 734) (Spring 99: 80.14%)

Teens	18-34	18-49	25-49	25-54	35+	12+ AMD	12+ Mid	12+ PMD	12+ Eve	12+ Wknd
1 WNNK-F >>	1 WNNK-F	1 WNNK-F >	1 WNNK-F <	1 WNNK-F <	1 WHP	1 WNNK-F >	1 WNNK-F	1 WNNK-F >	1 WOXA-F	1 WNNK-F
2 WLAN-F	2 WOXA-F	2 WTPA-FF <	2 WRVV-F	2 WRVV-F >	1 WRVV-F	2 WHP	2 WRVV-F <	2 WRBT-F <	2 WNNK-F >	2 WRBT-F
3 WYCR-F	3 WTPA-FF >	3 WRVV-F	3 WTPA-FF	3 WTPA-FF <	3 WRBT-F	3 WRVV-F <	3 WHP	3 WRVV-F <	3 WRVV-F	3 WHP
4 WOXA-F	4 WRBT-F	4 WOXA-F	4 WRBT-F	4 WRBT-F	3 WWKL-F <	4 WRBT-F <	4 WRBT-F <	4 WTPA-FF <	3 WLAN-F	3 WRVV-F <
5 WTCY >	5 WLAN-F	5 WRBT-F >	5 WOXA-F	5 WWKL-F	5 WNNK-F	5 WOXA-F <	5 WTPA-FF <	5 WWKL-F <	3 WTCY	5 WRKZ-F <
6 WTCY	6 WWKL-F <	6 WTCY	6 WTCY	6 WOXA-F <	6 WRKZ-F	6 WTPA-FF	6 WWKL-F	6 WOXA-F <	6 WRBT-F	6 WWKL-F <
7 WRVV-F	7 WRKZ-F	7 WWKL-F	7 WRKZ-F	7 WRKZ-F <	7 WTPA-FF	7 WWKL-F	7 WRKZ-F <	7 WRKZ-F <	6 WRKZ-F	7 WTPA-FF
8 WROZ-F	7 WROZ-F	7 WRKZ-F	8 WROZ-F	8 WROZ-F	8 WRKZ-F <	8 WRKZ-F	8 WROZ-F <	8 WHP	6 WTPA-FF <	8 WLAN-F <
	7 WTCY	9 WROZ-F <	8 WTCY <	9 WHYL	9 WLBR	9 WOXA-F <	9 WROZ-F	9 WWKL-F	9 WWKL-F	9 WOXA-F
				10 WHP >	10 WLBR <	10 WTCY <	10 WHYL	10 WLAN-F <	10 WHP <	9 WTCY

Wom 18-24	Wom 18-34	Wom 25-34	Wom 18-49	Wom 25-54	Men 18-24	Men 18-34	Men 25-34	Men 18-49	Men 25-54	12+ Ovrnite
1 WNNK-F >>	1 WNNK-F >>>	1 WNNK-F >>	1 WNNK-F >>	1 WNNK-F >	1 WOXA-F	1 WOXA-F <	1 WTPA-FF	1 WTPA-FF	1 WRVV-F	1 WTPA-FF
2 WOXA-F	2 WOXA-F	2 WTCY	2 WRVV-F	2 WRVV-F	2 WTPA-FF >>>	2 WTPA-FF >	2 WOXA-F	2 WOXA-F	2 WTPA-FF >	1 WRKZ-F
2 WLAN-F >	3 WLAN-F	3 WRBT-F	3 WRBT-F	3 WRBT-F	3 WNNK-F	3 WNNK-F	2 WNNK-F >	3 WRVV-F	3 WRBT-F	1 WOXA-F
4 WROZ-F >	3 WTCY	4 WOXA-F	4 WROZ-F <	4 WROZ-F <	3 WWKL-F	4 WRBT-F >	4 WRBT-F	4 WNNK-F <	3 WNNK-F	4 WNNK-F
5 WRBT-F	3 WRBT-F >	5 WHYL-F	5 WTCY	5 WWKL-F	3 WRBT-F >>>	5 WLAN-F	5 WLAN-F	5 WRBT-F >	5 WWKL-F <	5 WRBT-F
5 WYCR-F >>	6 WRVV-F	5 WRVV-F	6 WOXA-F	5 WTCY	5 WWKL-F	5 WWKL-F	6 WEGK-F	6 WWKL-F	6 WOXA-F	6 WHP
	6 WROZ-F		6 WTPA-FF <	7 WRKZ-F <	7 WRVV-F	6 WHP	6 WHP	6 WHP	7 WHP	6 WTCY
	6 WHYL-F		8 WRKZ-F	8 WTPA-FF >		6 WRVV-F	8 WRKZ-F	8 WRKZ-F	8 WRKZ-F	
			8 WWKL-F			6 WROZ-F >		9 WEGK-F	9 WTCY	

Other Rated Stations				Metro	Cume	TSA	Other Rated Stations--Outside Market				Metro	Cume	TSA		
		Share	Rating	Share	Rating	AQH	Cume			Share	Rating	AQH	Cume		
WADV	G	940	Lebanon	0.5	1.3	7	132	WAYZ-F	C	101.5	Waynesboro	0.4	0.7	3	52
WQIC-F	AC	100.1	Lebanon	0.8	2.2	7	130	WGTY-F	C	107.7	Gettysburg	0.5	1.8	38	604
WQLV-F	SAC	98.9	Millersburg	0.7	2.6	10	187	WIKZ-F	CHR/AC	95.1	Chambersburg	0.6	0.9	6	54
WWII	REL	720	Shiremanstown	0.4	1.6	4	99	WIOV-F	C	105.1	Ephrata	0.7	3.0	51	841
WWKL	O	1460	Harrisburg	0.1	1.2	1	81	WOYK	SPRTS	1350	York	0.6	1.0	10	177
WYGL-F	C	100.5	Elizabeth	0.5	1.2	5	143	WQKX-F	CHR	94.1	Sunbury	0.6	2.2	18	302
								WRFY-F	CHR	102.5	Reading	0.4	1.4	19	636
								WWMD-F	EZ	104.7	Hagerstown, MD	0.4	0.8	20	319

HARRISBURG

Consolidation Report	12+	25-54	Revenue	Format Performance	AM	FM	Total	%	Yr. Ago
Citadel WHYL-AM, WHYL-FM, WQXA-FM, WRKZ-FM	14.4 %	11.3 %	13.2 %	AC	10 (1)	69 (2)	79 (3)	10.8 %	13.1 %
Clear Channel WHP-AM, WKBO-AM, WRBT-FM, WRVW-FM, WWKL-AM, WWKL-FM	27.1 %	29.9 %	41.7 %	AOR/Classic/NR	0 (0)	110 (4)	110 (4)	15.0 %	12.7 %
Trust WNCE-FM, WNNK-FM, WTCY-AM, WTPA-FM	20.8 %	24.2 %	40.6 %	Black/Urban	30 (1)	0 (0)	30 (1)	4.1 %	2.9 %
				CHR	0 (0)	143 (6)	143 (6)	19.5 %	18.0 %
				Classical	0 (0)	0 (0)	0 (0)	0.0 %	0.0 %
				Country	0 (0)	129 (7)	129 (7)	17.6 %	18.0 %
				Full Service	78 (2)	0 (0)	78 (2)	10.6 %	12.0 %
				Hispanic	0 (0)	0 (0)	0 (0)	0.0 %	0.0 %
				Jazz	0 (0)	0 (0)	0 (0)	0.0 %	0.0 %
				News/Talk	0 (0)	0 (0)	0 (0)	0.0 %	0.6 %
				Oldies	1 (1)	60 (2)	61 (3)	8.3 %	8.4 %
				Others/Unknown	0 (0)	0 (0)	0 (0)	0.0 %	0.0 %
				Religion/Gospel	7 (2)	15 (1)	22 (3)	3.0 %	1.3 %
				Soft AC	0 (0)	51 (3)	51 (3)	6.9 %	7.3 %
				Sports	5 (1)	0 (0)	5 (1)	0.7 %	0.0 %
				Standards/EZ	23 (1)	3 (1)	26 (2)	3.5 %	5.7 %
	62.3 %	65.4 %	95.5 %	Totals	154 (9)	580 (26)	734 (35)		

AM Stations

Station	Freq	Power	Time	Format	Daypart	Revenue	Partner	Market
WHP	580	5 kw	(DA-N)	Full Service	ABC	\$44.00	Clr Chnl	Clear Channel Harrisburg
WHYL	960	5 kw/0.22 kw	(DA-1)	Standards	Westwd	\$<20.00	Unirep	Citadel Carlisle
WIOO	1000	1 kw	(Days)	Classic Country	ABC, Westwd	\$ NA	--	Carlisle
WLBR	1270	5 kw/1 kw	(DA-2)	Full Service	ABC	\$<20.00	Dome	WQIC-F Lebanon
WTCY	1400	1 kw		Black AC	AMFM, ABC	\$<20.00	Eastman	Harrisburg

FM Stations

Station	Freq	Power	Time	Format	Daypart	Revenue	Partner	Market
WHYL	102.3	3 kw @ 328		Country	CNN	\$ NA	--	Citadel Carlisle
WNCE	92.1	3.3 kw @ 298		Simul. WTPA-F				Palmyra
WNNK	104.1	22.5 kw @ 725		CHR	Westwd, AMFM	\$129.00	Eastman	Harrisburg
WQXA	105.7	25.1 kw @ 705		AOR		\$ NA	Mc-Guid	Citadel York
WRBT	94.9	25 kw @ 700		Country		\$22.00	Clr Chnl	Clear Channel Harrisburg
WRKZ	106.7	14 kw @ 928		Country	ABC	\$75.00	Allied	Citadel Hershey
WRVW	97.3	17 kw @ 840		Modern AC	ABC	\$65.00	Clr Chnl	Clear Channel Harrisburg
WTPA	93.5	1.25 kw @ 719		AOR	ABC	\$64.00	Eastman	Mechanicsburg
WWKL	99.3	6 kw @ 328		Oldies	ABC	\$43.00	Clr Chnl	Clear Channel Harrisburg

Notes: Other ranked stations -- See York or Lancaster . . . * WQXA-F revenue level reflects approximate Harrisburg-derived revenue; see also York . . . 8/00Cumulus's purchase of WNCE-F, WNNK-F, WTPA-F and WTCY has been postponed; the stations have been placed in trust

HARTFORD

Arbitron Rank: 44 **Pop (12+):** 964,600
MSA Rank: 50
MSA Pop: 1,120,000
DMA: 27 (w/New Haven)
Average Persons Rating: 15.3
Market TSL in Hours: 20.50

Stations: 26 / 16
Diaries: 2,400/ 402:1/ 54.3%
Sample Target: 2,320
% Below Line: 7.9
% Not Listed: 18.0
Pop per Station: 60,288

Last Year's Revenue: \$72,700,000
Household Income: \$59,642
Total Retail Sales: \$12.0 Bil.
#1 Biller: WRCH-F \$12,200,000
#1 Billing Portfolio: CBS/Infinity \$32,800,000

12+ Metro	Format	Spring 00 1/4 Share	Win 00	Fall 99	Sum 99	Spg 99	4-Book Avg.	12+ Metro Cume / Rtg.	Fall 99	Spg 99	12+ TSA AQH / Cume	Revenue Level		
1	WRCH-F	SAC	179 / 12.1	10.9	9.7	10.3	11.3	10.7	2075 / 21.5	19.2	22.1	243 / 3240	I	WRCH-F
2	WTIC	FS	154 / 10.4	11.1	10.6	11.9	10.7	11.0	2302 / 23.9	24.1	24.1	194 / 3037	I	WTIC
3	WKSS-F	CHR	141 / 9.5	9.0	9.1	9.3	8.9	9.2	2399 / 24.9	24.6	23.7	288 / 5365	H	WKSS-F
4	WWYZ-F	C	109 / 7.4	8.1	7.9	8.4	7.9	7.9	1445 / 15.0	15.2	15.4	233 / 2806	H	WWYZ-F
5	WTIC-F	AC/CHR	99 / 6.7	7.4	6.5	6.2	6.9	6.7	2059 / 21.4	20.8	23.4	159 / 3510	H	WTIC-F
6	WDRC-F	O	70 / 4.7	3.7	5.6	5.5	4.7	4.9	1237 / 12.8	13.6	15.0	155 / 2870	G	WDRC-F
7	WDRC-AA	ST	64 / 4.3	4.7	5.3	3.9	5.2	4.6	749 / 7.8	9.5	8.3	66 / 812	C	WDRC-AA
8	WCCC-F	AOR	59 / 4.0	4.6	4.7	4.5	4.7	4.5	1067 / 11.1	12.1	13.1	109 / 2112	E	WCCC-F
9	WHCN-F	CL AOR	57 / 3.9	3.0	3.3	3.7	4.3	3.5	973 / 10.1	10.1	12.4	103 / 1939	E	WHCN-F
10	WZMX-F	B/O	52 / 3.5	3.2	4.0	4.0	4.2	3.7	984 / 10.2	10.0	11.5	87 / 1864	D	WZMX-F
11	WMRQ-F	AOR-NR	50 / 3.4	3.8	3.5	3.8	3.8	3.6	1224 / 12.7	12.9	14.6	99 / 2560	G	WMRQ-F
12	WAQY-F	CL AOR	28 / 1.9	1.9	2.3	2.0	1.5	2.0	683 / 7.1	7.2	6.1	92 / 1676		WAQY-F
13	WNEZ	B/CHR	20 / 1.4	2.2	1.5	1.9	1.7	1.7	397 / 4.1	4.3	5.0	21 / 433	C*	WNEZ
14	WFAN	SPRSTS	19 / 1.3	1.1	1.5	0.9	1.3	1.2	465 / 4.8	5.8	4.9	74 / 1395		WFAN
14	WLAT	SP-TP	19 / 1.3	1.4	1.4	0.8	0.7	1.2	284 / 2.9	2.2	1.9	19 / 284	*	WLAT
16	WPLR-F	AOR	17 / 1.1	1.1	0.8	0.9	0.9	1.0	436 / 4.5	3.5	3.3	87 / 1611		WPLR-F
17	WKCF-F	CHR	15 / 1.0	1.4	1.0	1.1	1.3	1.1	664 / 6.9	5.8	6.1	85 / 2461		WKCF-F
17	WPOP	SPRSTS	15 / 1.0	0.7	1.1	0.6	0.8	0.8	388 / 4.0	3.5	3.3	16 / 422	A	WPOP

12+ FM Share (Metro): 74.86% (908 of 1213) (Spring 99: 74.72%)

Teens	18-34	18-49	25-49	25-54	35+	12+ AMD	12+ Mid	12+ PMD	12+ Eve	12+ Wknd
1 WKSS-F >>>	1 WKSS-F >>	1 WKSS-F	1 WRCH-F	1 WRCH-F	1 WRCH-F <	1 WTIC	1 WRCH-F >	1 WRCH-F	1 WKSS-F	1 WRCH-F <
2 WTIC-F	2 WTIC-F <	2 WRCH-F <	2 WKSS-F <	2 WTIC-F <	2 WTIC >	2 WRCH-F	2 WTIC	2 WKSS-F	2 WRCH-F	2 WKSS-F
3 WMRO-F	3 WCCC-F	3 WTIC-F >	3 WTIC-F >	3 WKSS-F <	3 WWYZ-F	3 WKSS-F	3 WWYZ-F <	3 WTIC	3 WTIC >	3 WTIC
4 WNEZ >	4 WMRO-F <	4 WWYZ-F <	4 WWYZ-F <	4 WWYZ-F	4 WDRC-AA <	4 WTIC-F <	4 WKSS-F <	4 WWYZ-F	4 WWYZ-F <	4 WWYZ-F
	5 WRCH-F	5 WCCC-F <	5 WHCN-F	5 WTIC <	5 WDRC-F <	5 WWYZ-F	5 WTIC-F	5 WTIC-F >	5 WCCC-F <	5 WTIC-F
	6 WHCN-F <	6 WHCN-F	6 WCCC-F	6 WHCN-F <	6 WTIC-F >	6 WCCC-F <	6 WDRC-F	6 WDRC-F	6 WDRC-F	6 WDRC-F
	7 WWYZ-F	7 WMRO-F	6 WTIC <	7 WDRC-F <	7 WKSS-F	7 WDRC-AA >	7 WHCN-F <	6 WHCN-F <	7 WMRO-F <	7 WORC-AA
	8 WZMX-F >	7 WZMX-F	8 WZMX-F	8 WZMX-F <	8 WZMX-F <	8 WDRC-F	8 WZMX-F <	8 WMRO-F <	8 WTIC-F	8 WHCN-F
		9 WTIC <	9 WMRO-F <	9 WCCC-F	9 WHCN-F >	9 WDRC-AA	9 WDRC-AA <	8 WZMX-F	9 WZMX-F <	9 WZMX-F <
		10 WORC-F >	10 WORC-F >	10 WMRO-F >			10 WZMX-F <	10 WMRO-F		10 WMRO-F

Wom 18-24	Wom 18-34	Wom 25-34	Wom 18-49	Wom 25-54	Men 18-24	Men 18-34	Men 25-34	Men 18-49	Men 25-54	12+ Ovrnite
1 WKSS-F >>>	1 WKSS-F >>	1 WKSS-F >	1 WKSS-F <	1 WRCH-F	1 WCCC-F	1 WCCC-F <	1 WKSS-F	1 WCCC-F <	1 WHCN-F <	1 WTIC >
2 WTIC-F	2 WTIC-F	2 WTIC-F	2 WRCH-F	2 WTIC-F <	2 WKSS-F	2 WKSS-F	1 WCCC-F	2 WHCN-F	2 WRCH-F	2 WRCH-F
2 WRCH-F >	3 WRCH-F >	3 WRCH-F >	3 WTIC-F >	3 WKSS-F	3 WMRO-F >	3 WHCN-F <	3 WHCN-F	3 WKSS-F	3 WCCC-F	3 WKSS-F <
4 WNEZ	4 WZMX-F	4 WMRO-F	4 WWYZ-F <	4 WWYZ-F	4 WHCN-F	4 WMRO-F	4 WTIC-F	4 WTIC-F <	3 WWYZ-F	4 WDRC-AA >
5 WLAT	5 WMRO-F	4 WWYZ-F	5 WZMX-F >	5 WZMX-F	4 WWYZ-F	5 WTIC-F	5 WMRO-F	5 WMRO-F <	5 WTIC-F	5 WWYZ-F <
5 WZMX-F	5 WWYZ-F >	4 WZMX-F >	6 WTIC	6 WTIC <	6 WAAF-F >	6 WWYZ-F	6 WRCH-F	6 WRCH-F	5 WTIC <	6 WCCC-F
	7 WLAT		7 WORC-F <	7 WDRC-F >		7 WRCH-F	7 WWYZ-F >	6 WWYZ-F	7 WKSS-F	6 WTIC-F >
			8 WMRO-F >			8 WZMX-F	8 WZMX-F >	8 WTIC	8 WDRC-F	
								9 WDRC-F	9 WMRO-F	
								10 WZMX-F	10 WZMX-F	

Other Rated Stations				Metro Share	Cume Rating	TSA AQH Cume	Other Rated Stations--Outside Market				Metro Share	Cume Rating	TSA AQH Cume
WRYM	SP-TP	840	New Britain	05	1.2	7 128	WAAF-F	AOR-NR	107.3	Worcester, MA	0.3	1.1	46 741
							WCBS	N	880	New York	0.5	2.6	46 1167
							WCTY-F	C	97.7	Norwich, CT	0.3	0.7	49 634
							WMAS-F	AC	94.7	Springfield, MA	0.5	2.9	71 1196
							WPKX-F	C	97.9	Enfield, CT	0.5	2.7	75 1046
							WZBG-F	SAC	97.3	Litchfield, CT	0.4	1.0	20 355

HARTFORD

Consolidation Report	12+	25-54	Revenue	Format Performance	AM	FM	Total	%	Yr. Ago
Buckley WDRC-AM, WDRC-FM, WMMW-AM, WSNG-AM	9.0 %	6.3 %	10.6 %	AC	0 (0)	107 (2)	107 (2)	8.8 %	9.9 %
CBS/Infinity WRCH-FM, WTIC-AM, WTIC-FM, WZMX-FM	32.7 %	32.5 %	45.1 %	AOR/Classic/NR	0 (0)	216 (6)	216 (6)	17.8 %	18.5 %
Clear Channel WHCN-FM, WKSS-FM, WMRQ-FM, WPOP-AM, WWYZ-FM	25.2 %	27.8 %	36.7 %	Black/Urban	20 (1)	52 (1)	72 (2)	5.9 %	7.0 %
Mega WLAT-AM, WNEZ-AM	2.7 %	2.4 %	2.3 %	CHR	0 (0)	156 (2)	156 (2)	12.9 %	12.2 %
				Classical	0 (0)	0 (0)	0 (0)	0.0 %	0.0 %
				Country	0 (0)	122 (3)	122 (3)	10.1 %	10.1 %
				Full Service	154 (1)	0 (0)	154 (1)	12.7 %	12.8 %
				Hispanic	26 (2)	0 (0)	26 (2)	2.1 %	0.9 %
				Jazz	0 (0)	0 (0)	0 (0)	0.0 %	0.0 %
				News/Talk	7 (1)	0 (0)	7 (1)	0.6 %	0.9 %
				Oldies	0 (0)	70 (1)	70 (1)	5.8 %	5.5 %
				Others/Unknown	0 (0)	0 (0)	0 (0)	0.0 %	0.0 %
				Religion/Gospel	0 (0)	0 (0)	0 (0)	0.0 %	0.0 %
				Soft AC	0 (0)	185 (2)	185 (2)	15.3 %	13.4 %
				Sports	34 (2)	0 (0)	34 (2)	2.8 %	2.5 %
				Standards/EZ	64 (2)	0 (0)	64 (2)	5.3 %	6.3 %
				Totals	305 (9)	908 (17)	1213 (26)		

AM Stations

Station	Freq	Power	Format	Company	Advertiser	Agency	City
WDRC	1360	5 kw (DA-N)	Standards	Westwd, CNN	\$30.00	Mc-Guild	Buckley
WLAT	1230	1 kw	Hispanic-Tropical	Westwd	\$22.00	Caballero	Mega
WMMW	1470	2.5 kw (DA-2)	Simul. WDRC				Meriden
WNEZ	910	5 kw (DA-2)	Black	Westwd	\$ NA	Allied	Mega
WPOP	1410	5 kw (DA-2)	Sports	ESPN, Westwd	\$26.00	Sentry	Clear Channel
WTIC	1080	50 kw (DA-N)	Full Service	CBS	\$135.00	Group W	CBS/Infinity

FM Stations

Station	Freq	Power	Format	Company	Advertiser	Agency	City
WCCC	106.9	23.2 kw @ 725	AOR	ABC	\$44.00	D&R	Marlin
WDRC	102.9	19.5 kw @ 810	Oldies	Westwd	\$94.00	Mc-Guild	Buckley
WHCN	105.9	16 kw @ 867	Classic AOR	ABC	\$80.00	Christal	Clear Channel
WKSS	95.7	16.5 kw @ 879	CHR		\$92.00	Christal	Clear Channel
WMRQ	104.1	18 kw @ 866	AOR-New Rock		\$66.00	Christal	Clear Channel
WRCH	100.5	7.5 kw @ 1250	Soft AC		\$172.00	Katz	CBS/Infinity
WTIC	96.5	20 kw @ 810	AC/CHR		\$84.00	Eastman	CBS/Infinity
WWYZ	92.5	17 kw @ 879	Country	Westwd, AMFM	\$102.00	Sentry	Clear Channel
WZMX	93.7	17 kw @ 850	Black Oldies		\$97.00	Katz	CBS/Infinity

Notes: * WNEZ revenue level includes WLAT revenue . . . Other ranked stations -- See New Haven, New York or Springfield, MA . . . 6/00 WZDK (1550; Farmington) sold by Hibernia to ABC as part of a \$19,800,000 group transaction

HONOLULU

Arbitron Rank: 60 Pop (12+): 723,900	Stations: 27 / 27	Last Year's Revenue: \$23,500,000
MSA Rank: 67	Diaries: 2,000/ 362:1/ 60.4%	Household Income: \$60,884
MSA Pop: 872,000	Sample Target: 1,960	Total Retail Sales: \$9.7 Bil
DMA: 64	% Below Line: 0.0	#1 Biller: KSSK-F \$4,200,000
Average Persons Rating: 15.1	% Not Listed: 6.8	#1 Billing Portfolio
Market TSL in Hours: 20.25	Pop per Station: 26,811	Clear Channel \$11,680,000

12+ Metro	Format	Spring 00 1/4 Share	Win 00	Fall 99	Sum 99	Spg 99	4-Book Avg.	12+ Metro Cume / Rtg.	Fall 99	Spg 99	12+ TSA AQH / Cume	Revenue Level
1 KSSK-F	AC	100 / 9.2	8.0	9.2	9.3	7.9	8.9	1506 / 20.8	21.1	20.2	100 / 1547	F KSSK-F
2 KDNN-F	E	88 / 8.1	7.8	3.7	2.9	2.4	5.6	1127 / 15.6	8.4	8.1	88 / 1133	B KDNN-F
3 KCCN-F	E	87 / 8.0	8.2	10.1	9.9	11.7	9.0	1508 / 20.8	21.0	21.8	92 / 1583	E* KCCN-F
3 KINE-F	E	87 / 8.0	7.7	8.1	7.2	6.8	7.7	981 / 13.6	14.9	13.0	89 / 1010	C KINE-F
5 KXME-F	CHR	71 / 6.5	5.9	8.0	7.5	6.7	7.0	1430 / 19.8	19.0	20.3	72 / 1484	B KXME-F
6 KRTR-F	AC	67 / 6.1	5.6	6.2	6.6	7.3	6.1	1132 / 15.6	14.9	17.2	68 / 1149	C KRTR-F
7 KUMU-F	SAC	54 / 4.9	5.8	4.6	4.7	5.9	5.0	742 / 10.2	10.3	11.2	55 / 753	C+ KUMU-F
8 KUCD-F	AC-NR	49 / 4.5	3.9	4.6	4.4	3.0	4.3	916 / 12.7	13.3	11.8	49 / 916	B KUCD-F
8 KIKI-AF	CHR/U	49 / 4.5	4.5	5.0	5.5	6.8	4.9	1140 / 15.7	17.1	20.5	49 / 1168	D KIKI-AF
10 KPOI-F	AOR	48 / 4.4	3.7	4.8	3.1	2.8	4.0	789 / 10.9	10.8	10.3	49 / 797	B KPOI-F
11 KSSK	FS	43 / 3.9	4.2	3.4	5.6	4.6	4.3	683 / 9.4	7.8	9.9	44 / 705	D KSSK
12 KGMZ-F	O	40 / 3.7	4.6	4.3	4.1	5.2	4.2	774 / 10.7	12.6	12.7	43 / 816	B KGMZ-F
12 KHVH	N/T	40 / 3.7	4.0	3.3	3.6	3.4	3.6	491 / 6.8	6.4	6.6	43 / 548	B KHVH
14 KOMQ-F	CHR/U	32 / 2.9	3.2	2.7	4.0	3.5	3.2	985 / 13.6	13.7	15.8	36 / 1049	C- KOMQ-F
15 KORL-F	AC	30 / 2.7	2.2	2.8	2.3	0.5	2.5	437 / 6.0	7.7	2.4	31 / 450	KORL-F
16 KKHN-F	C	27 / 2.5	3.4	3.2	2.6	3.0	2.9	420 / 5.8	6.7	6.3	30 / 473	KKHN-F
17 KCCN	T/SPRTS	21 / 1.9	1.4	1.5	0.5	1.0	1.3	298 / 4.1	6.0	3.8	21 / 310	* KCCN
18 KAIM-F	REL-CC	13 / 1.2	1.9	1.9	1.4	2.4	1.6	211 / 2.9	4.2	5.6	13 / 232	KAIM-F
18 KUMU	ST	13 / 1.2	2.1	1.8	1.4	2.1	1.6	264 / 3.6	3.2	4.8	13 / 267	^ KUMU
20 KHNR	N	12 / 1.1	0.9	1.0	0.9	1.2	1.0	342 / 4.7	4.2	5.9	13 / 395	A+ KHNR
21 KNDI	E	11 / 1.0	0.9	0.7	1.2	1.1	1.0	115 / 1.6	1.7	2.6	11 / 118	KNDI

12+ FM Share (Metro): 82.69% (841 of 1017) (Spring 99: 81.48%)

Teens	18-34	18-49	25-49	25-54	35+	12+ AMD	12+ Mid	12+ PMD	12+ Eve	12+ Wknd
1 KXME-F >>>	1 KDNN-F	1 KDNN-F <	1 KSSK-F	1 KSSK-F	1 KSSK-F <	1 KSSK-F >	1 KSSK-F <	1 KCCN-F <	1 KXME-F >	1 KDNN-F <
2 KDNN-F >	2 KCCN-F	2 KCCN-F <	2 KDNN-F <	2 KCCN-F <	2 KINE-F >	2 KINE-F <	2 KINE-F <	2 KSSK-F	2 KDNN-F >	2 KINE-F <
3 KIKI-AF	3 KPOI-F	3 KSSK-F	3 KCCN-F	3 KDNN-F <	3 KRTR-F <	3 KCCN-F <	3 KCCN-F <	3 KXME-F	3 KRTR-F <	3 KCCN-F <
4 KOMQ-F	3 KIKI-AF <	4 KRTR-F <	4 KRTR-F	4 KRTR-F	4 KUMU-F <	4 KDNN-F <	4 KDNN-F	3 KDNN-F <	4 KCCN-F <	4 KXME-F <
4 KCCN-F >	5 KXME-F	5 KUCD-F <	5 KUCD-F <	5 KINE-F <	5 KCCN-F <	5 KSSK	5 KRTR-F	5 KINE-F	5 KHVH	5 KSSK-F
	5 KUCD-F >	6 KPOI-F	6 KPOI-F <	6 KUCD-F <	6 KSSK	6 KRTR-F <	6 KUMU-F	6 KRTR-F	6 KIKI-AF <	6 KRTR-F
	7 KSSK-F	7 KIKI-AF <	7 KINE-F	7 KPOI-F	7 KHVH	7 KIKI-AF <	7 KUCD-F <	7 KUCD-F	7 KOMQ-F <	7 KUMU-F
		8 KXME-F <	8 KIKI-AF	8 KGMZ-F <	7 KGMZ-F	8 KXME-F <	8 KPOI-F	8 KPOI-F <	8 KINE-F <	8 KIKI-AF
		9 KINE-F	9 KUMU-F	9 KUMU-F	9 KDNN-F >	9 KUMU-F	9 KXME-F <	9 KUMU-F <	9 KPOI-F	9 KGMZ-F
			9 KGMZ-F	10 KIKI-AF		10 KPOI-F	10 KHVH <	10 KIKI-AF <	9 KSSK-F	9 KUCD-F
						10 KUCD-F <				9 KSSK <

Wom 18-24	Wom 18-34	Wom 25-34	Wom 18-49	Wom 25-54	Men 18-24	Men 18-34	Men 25-34	Men 18-49	Men 25-54	12+ Ovrnite
1 KXME-F	1 KDNN-F	1 KSSK-F	1 KSSK-F	1 KSSK-F >	1 KXME-F	1 KPOI-F	1 KPOI-F >	1 KPOI-F <	1 KPOI-F <	1 KXME-F
1 KCCN-F	2 KCCN-F	1 KDNN-F	2 KDNN-F <	2 KRTR-F	1 KDNN-F	2 KDNN-F	2 KDNN-F	2 KDNN-F <	2 KCCN-F	1 KDNN-F <
1 KDNN-F >	3 KXME-F	3 KUCD-F	3 KRTR-F	3 KDNN-F	3 KPOI-F	3 KCCN-F	2 KCCN-F	3 KCCN-F	3 KSSK-F <	3 KSSK-F
4 KIKI-AF	3 KIKI-AF	4 KIKI-AF	3 KCCN-F >	4 KCCN-F	4 KCCN-F	4 KIKI-AF <	4 KUCD-F <	4 KUCD-F	4 KDNN-F	4 KRTR-F
5 KRTR-F	3 KUCD-F	5 KCCN-F	5 KXME-F <	5 KUMU-F <	4 KOMQ-F	5 KXME-F	5 KIKI-AF >	5 KIKI-AF <	5 KINE-F	5 KINE-F
5 KOMQ-F	3 KSSK-F	6 KRTR-F >	6 KUMU-F	6 KINE-F	4 KIKI-AF	5 KUCD-F >	6 KXME-F	6 KSSK-F	5 KUCD-F	6 KSSK
	7 KRTR-F		6 KUCD-F	7 KUCD-F				7 KINE-F <	7 KGMZ-F	6 KKHN-F <
			8 KIKI-AF	7 KSSK <				8 KRTR-F <	7 KRTR-F	8 KCCN-F
			8 KINE-F	9 KORL-F <				9 KXME-F	9 KIKI-AF	
			10 KORL-F <	10 KGMZ-F <						

HONOLULU

Other Rated Stations				Metro Share	Cume Rating	TSA AQH Cume		Format Performance	AM	FM	Total	%	Yr. Ago
KGU	T/SPRTS	760	Honolulu	0.6	2.6	8	223	AC	0 (0)	246 (4)	246 (4)	24.2 %	20.1 %
KIKI	CHRU	990	Honolulu	0.1	0.4	2	58	AOR/Classic/NR	0 (0)	48 (1)	48 (1)	4.7 %	5.5 %
KIKI-F	CHRU	93.9	Honolulu	4.4	15.4	48	1118	Black/Urban	0 (0)	0 (0)	0 (0)	0.0 %	0.0 %
KISA	E	1540	Honolulu	0.5	0.5	6	36	CHR	1 (1)	151 (3)	152 (4)	14.9 %	18.3 %
KLHT	REL	1040	Honolulu	0.7	1.8	9	151	Classical	0 (0)	0 (0)	0 (0)	0.0 %	0.0 %
KWAI	T	1080	Honolulu	0.4	1.1	4	80	Country	0 (0)	27 (1)	27 (1)	2.7 %	3.3 %
KZOO	E	1210	Honolulu	0.9	1.3	11	96	Full Service	43 (1)	0 (0)	43 (1)	4.2 %	5.0 %
Hispanic								0 (0)	0 (0)	0 (0)	0 (0)	0.0 %	0.0 %
Jazz								0 (0)	0 (0)	0 (0)	0 (0)	0.0 %	0.0 %
News/Talk								84 (5)	0 (0)	84 (5)	84 (5)	8.3 %	6.0 %
Oldies								0 (0)	40 (1)	40 (1)	40 (1)	3.9 %	5.6 %
Others/Unknown								27 (3)	262 (3)	289 (6)	289 (6)	28.4 %	22.8 %
Religion/Gospel								8 (1)	13 (1)	21 (2)	21 (2)	2.1 %	3.4 %
Soft AC								0 (0)	54 (1)	54 (1)	54 (1)	5.3 %	6.4 %
Sports								0 (0)	0 (0)	0 (0)	0 (0)	0.0 %	1.4 %
Standards/EZ								13 (1)	0 (0)	13 (1)	13 (1)	1.3 %	2.2 %
Totals								176 (12)	841 (15)	1017 (27)			

Consolidation Report				12+	25-54	Revenue
Clear Channel				33.9 %	36.6 %	49.7 %
KDNN-FM, KHVH-AM, KIKI-AF, KSSK-AM, KSSK-FM, KUCC-FM						
Cox Radio				30.5 %	27.1 %	30.2 %
KCCN-AM, KCCN-FM, KINE-FM, KRTR-AM, KRTR-FM, KXME-FM						
New Wave				12.5 %	15.0 %	7.9 %
KKHN-FM, KORL-FM, KPOI-FM, KOMQ-AM, KOMQ-FM						
Salem				2.9 %	2.7 %	1.7 %
KAIM-AM, KAIM-FM, KGU-AM, KHNR-AM						
				79.8 %	81.4 %	89.5 %

AM Stations

Station	Freq	Pwr	Format	Advertiser	Agency	Product	City
KCCH	1420	5 kw	Talk	\$ NA Katz	Cox Radio	Honolulu	
KHNR	650	10 kw	News	CNN \$ NA Salem	Salem	Honolulu	
KHVH	830	10 kw	Talk	ABC \$25.00 Christal	Clear Channel	Honolulu	
KIKI	990	5 kw	Simul. KIKI-F			Honolulu	
KNDI	1270	5 kw	Ethnic	\$ NA --		Honolulu	
KSSK	590	7.5 kw	Full Service	\$62.00 Eastman	Clear Channel	Honolulu	
KUMU	1500	10 kw	Standards	Westwd \$ NA Katz	Emerald City	Honolulu	

FM Stations

Station	Freq	Pwr	Format	Advertiser	Agency	Product	City
KAIM	95.5	100 kw @ -24	Contemp. Christian	\$16.00 --	Salem	Honolulu	
KCCH	100.3	100 kw @ 1965	Contemp. Haw'n.	\$60.00 Katz	Cox Radio	Honolulu	
KDHH	98.5	51 kw @ 59	Contemp. Haw'n.	\$30.00 ---	Clear Channel	Honolulu	
KGMZ	107.9	100 kw @ 1965	Oldies	\$18.00 ---	JSA to Cox	Aiea	
KIKI	93.9	100 kw @ -144	Dance CHR	\$54.00 Christal	Clear Channel	Honolulu	
KINE	105.1	100 kw @ 1965	Contemp. Haw'n.	\$30.00 Katz	Cox Radio	Honolulu	
KKHN	102.7	61 kw @ 1893	Country	\$24.00 Mc-Guild	New Wave	Waipahu	
KORL	99.5	100 kw @ 1965	Ethnic-AC	\$ NA Mc-Guild	New Wave	Honolulu	
KPOI	97.5	83 kw @ 46	AOR	\$28.00 Katz	New Wave	Honolulu	
KOMQ	93.1	100 kw @ 1853	Dance CHR	\$38.00 Allied	New Wave	Honolulu	
KRTR	95.3	75 kw @ 2140	AC	\$40.00 Mc-Guild	Cox Radio	Kailua	
KSSK	92.3	100 kw @ 1950	AC	\$72.00 Eastman	Clear Channel	Waipahu	
KUCC	101.9	100 kw @ 1955	Modern AC	\$25.00 Eastman	Clear Channel	Pearl City	
KUMU	94.7	100 kw @ 78	Soft AC	\$37.00 Katz	Emerald City	Honolulu	
KXME	104.3	75 kw @ 2116	CHR	\$ NA Mc-Guild	Cox Radio	Kaneohe	

Notes: Combined revenue stations: * KCCN-F includes KCCN; ^ KUMU-F includes KUMU; + KHNR includes KGU; ~ KOMQ-F includes KOMQ . . . 2/00 KCCN added ESPN Sports except 12 N-5 PM, when the station remains Talk . . . 3/00 KGU changed from Sports to Talk . . . 4/00 KGMZ (1460) changed from simulcasting Oldies KGMZ-F to simulcasting AC KRTR-F as KRTR

HOUSTON

Arbitron Rank: 10 Pop (12+): 3,613,700
 MSA Rank: 7
 MSA Pop: 4,500,000
 DMA: 10
 Average Persons Rating: 15.5
 Market TSL in Hours: 20.75

Stations: 37 / 36
 Diaries: 4,036/ 895:1/ 47.0%
 Sample Target: 4,030
 % Below Line: 0.4
 % Not Listed: 15.8
 Pop per Station: 100,381

Last Year's Revenue: \$292,000,000
 Household Income: \$51,405
 Total Retail Sales: \$44.2 Bil.
 #1 Biller: KODA-F \$25,800,000
 #1 Billing Portfolio
 Clear Channel \$120,200,000

12+ Metro	Format	Spring 00 1/4 Share	Win 00	Fall 99	Sum 99	Spg 99	4-Book Avg.	12+ Metro Cume / Rtg.	Fall 99	Spg 99	12+ TSA AQH / Cume	Revenue Level		
1	KBXX-F	B/CHR	448 / 8.0	7.5	7.9	7.6	8.0	7.7	6077 / 16.8	16.9	17.3	491 / 6773	J	KBXX-F
2	KILT-F	C	350 / 6.2	4.2	5.3	4.4	5.1	5.0	4366 / 12.1	11.2	11.2	366 / 4641	K	KILT-F
3	KRBE-F	CHR	341 / 6.1	6.3	6.0	6.6	6.4	6.2	7299 / 20.2	21.0	21.8	362 / 7717	K	KRBE-F
4	KODA-F	SAC	323 / 5.8	7.6	6.3	6.5	5.9	6.5	5527 / 15.3	14.8	15.3	339 / 5916	K	KODA-F
5	KMJQ-F	B/AC	314 / 5.6	4.9	5.4	6.3	4.9	5.6	3727 / 10.3	10.4	10.5	317 / 3886	J	KMJQ-F
6	KLTN-F	SP-C	304 / 5.4	5.2	6.6	5.2	5.1	5.6	2978 / 8.2	9.3	8.6	306 / 3032	I	KLTN-F
7	KTRH	N	231 / 4.1	4.1	4.0	4.2	3.9	4.1	5087 / 14.1	13.1	13.1	263 / 5667	K	KTRH
8	KTBZ-FF	AOR-NR	214 / 3.8	3.6	4.1	4.3	4.3	4.0	4184 / 11.6	13.6	13.6	232 / 4512	I	KTBZ-FF
9	KHMX-F	AC/CHR	212 / 3.8	3.7	4.1	4.2	5.2	3.9	4501 / 12.5	13.3	14.4	227 / 4739	J	KHMX-F
10	KLLO-F	AOR	204 / 3.6	3.4	3.6	3.6	3.6	3.6	3754 / 10.4	11.4	11.4	227 / 4137	I	KLLO-F
11	KLDE-F	O	189 / 3.4	3.6	2.7	4.5	4.0	3.5	3929 / 10.9	9.6	9.9	219 / 4359	J	KLDE-F
12	KKRW-AF	CL AOR	176 / 3.1	3.1	3.0	3.6	3.9	3.2	3732 / 10.3	10.2	10.2	183 / 3885	J	KKRW-AF
13	KIKK-F	C	154 / 2.7	2.3	2.3	1.8	2.7	2.3	3057 / 8.5	7.8	7.8	168 / 3389	G*	KIKK-F
14	KKBQ-F	C	149 / 2.7	2.6	2.9	3.1	3.0	2.8	3283 / 9.1	9.4	9.4	155 / 3484	J	KKBQ-F
15	KPRC	T	137 / 2.4	2.9	2.4	3.1	3.3	2.7	2204 / 6.1	5.9	5.9	146 / 2333	H	KPRC
16	KQOK-F	SP-C	124 / 2.2	2.1	1.8	2.2	1.4	2.1	2258 / 6.2	5.8	5.8	127 / 2368	H	KQOK-F
17	KOVE-FF	SP-C	122 / 2.2	1.9	2.2	1.3	1.9	1.9	1890 / 5.2	5.4	5.4	124 / 1938	G	KOVE-FF
18	KTJM-FF	B/O	104 / 1.9	2.3	2.4	2.5	2.0	2.3	2448 / 6.8	7.5	7.5	131 / 2972	E	KTJM-FF
19	KBME	ST	90 / 1.6	1.6	2.3	1.8	2.6	1.8	1211 / 3.4	4.0	4.0	101 / 1329	C	KBME
20	KRTX-AF	SP-TJ	68 / 1.2	1.2	1.1	0.9	0.4	1.1	1915 / 5.3	4.2	4.2	82 / 2193	C	KRTX-AF
20	KRTS-F	CL	68 / 1.2	1.2	0.9	0.8	0.9	1.0	1228 / 3.4	3.1	3.4	69 / 1253	C	KRTS-F
22	KILT	SPRTS	62 / 1.1	1.3	1.4	1.5	1.5	1.3	1259 / 3.5	4.4	4.4	68 / 1417	E	KILT

12+ FM Share (Metro): 84.49% (3988 of 4720) (Spring 99: 81.24%)

Teens	18-34	18-49	25-49	25-54	35+	12+ AMD	12+ Mid	12+ PMD	12+ Eve	12+ Wknd
1 KBXX-F >	1 KBXX-F	1 KBXX-F	1 KMJQ-F <	1 KILT-F <	1 KILT-F	1 KLTN-F <	1 KILT-F <	1 KBXX-F	1 KBXX-F >	1 KBXX-F
2 KRBE-F >>	2 KLTN-F	2 KLTN-F <	2 KLTN-F <	2 KMJQ-F <	2 KODA-F <	2 KILT-F <	2 KODA-F	2 KRBE-F <	2 KRBE-F <	2 KRBE-F <
3 KTBZ-FF >	3 KRBE-F	3 KMJQ-F	3 KODA-F <	3 KODA-F <	3 KTRH <	3 KBXX-F	3 KBXX-F	3 KILT-F <	3 KMJQ-F >	3 KMJQ-F
4 KRTX-AF <	4 KTBZ-FF	3 KRBE-F <	4 KBXX-F <	4 KLTN-F <	4 KMJQ-F	4 KRBE-F <	4 KLTN-F <	4 KODA-F	4 KTRH	3 KILT-F <
5 KLTN-F	5 KLLO-F <	5 KODA-F <	5 KILT-F	5 KBXX-F	5 KLDE-F	5 KTRH <	5 KMJQ-F	5 KODA-F	5 KODA-F <	5 KODA-F
	6 KMJQ-F	6 KILT-F	6 KHMX-F <	6 KHMX-F <	6 KKRW-AF <	6 KODA-F <	6 KRBE-F	6 KTBZ-FF	6 KLTN-F <	6 KLTN-F
	6 KODA-F <	7 KHMX-F <	7 KRBE-F <	7 KRBE-F <	7 KPRC <	7 KMJQ-F	7 KPRC <	6 KLTN-F <	7 KTBZ-FF <	7 KTRH
	8 KHMX-F <	8 KLLO-F <	8 KLLO-F	8 KKRW-AF <	8 KHMX-F	8 KKRW-AF <	8 KHMX-F	8 KHMX-F <	8 KILT-F	8 KLOE-F <
	9 KILT-F >	9 KTBZ-FF <	8 KKRW-AF	9 KLOL-F	9 KLTN-F <	9 KLOL-F <	9 KTBZ-FF <	9 KLOL-F	9 KLOL-F	9 KLOL-F <
		10 KKRW-AF >	10 KTBZ-FF	10 KLDE-F	10 KBME <	10 KHMX-F	10 KLDE-F <	9 KTRH	10 KRTX-AF <	10 KHMX-F <
				10 KTRH		10 KTBZ-FF				

Wom 18-24	Wom 18-34	Wom 25-34	Wom 18-49	Wom 25-54	Men 18-24	Men 18-34	Men 25-34	Men 18-49	Men 25-54	12+ Ovrnite
1 KBXX-F	1 KBXX-F	1 KBXX-F <	1 KODA-F <	1 KODA-F <	1 KBXX-F >	1 KBXX-F	1 KLTN-F	1 KBXX-F	1 KLTN-F <	1 KBXX-F <
2 KRBE-F >	2 KRBE-F	2 KODA-F <	2 KMJQ-F <	2 KMJQ-F	2 KTBZ-FF <	2 KLTN-F	2 KBXX-F <	2 KLTN-F <	2 KILT-F <	2 KMJQ-F
3 KLTN-F <	3 KODA-F <	3 KRBE-F	3 KBXX-F	3 KILT-F <	3 KRBE-F <	3 KLLO-F	3 KLOL-F >	3 KLOL-F	3 KLOL-F <	3 KTRH <
4 KTBZ-FF	4 KLTN-F	4 KLTN-F	3 KRBE-F	4 KHMX-F	4 KLTN-F	4 KTBZ-FF	4 KILT-F	4 KILT-F <	4 KKRW-AF	4 KILT-F
5 KODA-F >	5 KHMX-F <	4 KHMX-F <	5 KHMX-F	5 KRBE-F <	5 KLOL-F	5 KRBE-F <	5 KTBZ-FF <	5 KKRW-AF	5 KBXX-F	4 KRBE-F >
6 KHMX-F	6 KMJQ-F >	6 KMJQ-F >	6 KLTN-F	6 KBXX-F	6 KMJQ-F	6 KILT-F	6 KHMX-F <	6 KTBZ-FF	6 KTRH	
6 KIKK-F	7 KTBZ-FF	7 KIKK-F <	7 KILT-F <	7 KLTN-F <	7 KILT-F	7 KMJQ-F	7 KRBE-F	6 KRBE-F <	6 KMJQ-F	
6 KMJQ-F <	8 KIKK-F	8 KTBZ-FF	8 KTBZ-FF	8 KLDE-F	8 KHMX-F	8 KILT-F	8 KMJQ-F <	8 KMJQ-F	8 KHMX-F <	
	9 KOVE-FF <	8 KOVE-FF <	9 KIKK-F	9 KIKK-F	9 KOVE-FF <	9 KKRW-AF	9 KTRH <	9 KTRH <	9 KRBE-F	
	10 KILT-F		10 KLDE-F	10 KKBQ-F	10 KKRW-AF <	10 KOVE-FF <	10 KHMX-F	9 KODA-F <		
				10 KTBZ-FF <						

HOUSTON

Other Rated Stations				Metro Share	Cume Rating	TSA AQH Cume
KCOH	B	1430	Houston	0.4	1.4	25 520
KEYH	SP-R	850	Houston	0.4	1.5	25 540
KKHT-F	REL	106.9	Conroe	0.7	2.5	42 1042
KLAT	SP-NT	1010	Houston	0.9	1.9	50 698
KSEV	T	700	Tomball	0.8	3.1	46 1175
KVST-F	C	103.7	Willis	0.4	1.1	40 567
KWWJ	B/G	1360	Baytown	0.8	1.6	43 565
KXTJ-F	SP-R	107.9	Beaumont	0.7	2.5	51 975
KXYZ	SP-NT	1320	Houston	0.4	1.2	24 459

Consolidation Report	12+	25-54	Revenue
CBS/Infinity	10.0 %	11.1 %	10.4 %
KIKK-AM, KIKK-FM, KILT-AM, KILT-FM			
Clear Channel	28.2 %	28.8 %	41.2 %
KBME-AM, KHMV-FM, KKRW-FM, KLTL-FM, KODA-FM, KPRC-AM, KTBZ-FM, KTRH-AM			
Cox Radio, pend.	6.1 %	9.1 %	11.6 %
KKBQ-FM, KKTL-FM, KLDE-FM			
EI Dorado, pend.	3.8 %	7.2 %	7.1 %
KEYH-AM, KJOJ-AM, KJOJ-FM, KQUE-AM, KSEV-AM, KTJM-FM, KXTJ-FM			
Hispanic	9.7 %	12.5 %	8.9 %
KLAT-AM, KLTL-FM, KLTO-FM, KOVA-FM, KOVE-FM, KRTX-AM, KRTX-FM			
Radio One, pend.	13.6 %	11.8 %	12.8 %
KBXX-FM, KMJQ-FM			
Totals	71.4 %	80.5 %	92.0 %

Other Rated Stations--Outside Market				Metro Share	Cume Rating	TSA AOH Cume
KXGJ-F	C/O	101.7	Bay City	0.4	0.5	41 269
Format Performance						
	AM	FM	Total	%	Yr. Ago	
AC	0 (0)	212 (1)	212 (1)	4.5 %	6.0 %	
AOR/Classic/NR	0 (1)	593 (4)	593 (5)	12.6 %	13.7 %	
Black/Urban	25 (1)	866 (4)	891 (5)	18.9 %	17.9 %	
CHR	0 (0)	341 (1)	341 (1)	7.2 %	7.4 %	
Classical	0 (0)	68 (1)	68 (1)	1.4 %	1.0 %	
Country	0 (0)	702 (5)	702 (5)	14.9 %	13.3 %	
Full Service	0 (0)	0 (0)	0 (0)	0.0 %	0.0 %	
Hispanic	101 (4)	656 (6)	757 (10)	16.0 %	13.8 %	
Jazz	0 (0)	0 (0)	0 (0)	0.0 %	0.0 %	
News/Talk	411 (3)	0 (0)	411 (3)	8.7 %	9.6 %	
Oldies	0 (0)	189 (1)	189 (1)	4.0 %	4.6 %	
Others/Unknown	0 (0)	0 (0)	0 (0)	0.0 %	0.0 %	
Religion/Gospel	43 (1)	38 (1)	81 (2)	1.7 %	1.1 %	
Soft AC	0 (0)	323 (1)	323 (1)	6.8 %	6.8 %	
Sports	62 (1)	0 (0)	62 (1)	1.3 %	1.7 %	
Standards/EZ	90 (1)	0 (0)	90 (1)	1.9 %	3.0 %	
Totals	732 (12)	3988 (25)	4720 (37)			

AM Stations

Station	Power	Class	Service	Advertiser	Agency	Product	City
KBME	790	5 kw (DA-2)	Standards	ABC, AMFM	\$ NA	Christal	Houston
KILT	610	5 kw (DA-2)	Sports		\$ NA	Group W	Houston
KPRC	950	5 kw (DA-N)	Talk	CBS, Westwd, ABC	\$100.00	Clr Chnl	Houston
KQUE	1230	1 kw	Simul. KKRW-F				Houston
KRTX	980	5 kw/4 kw (DA-2)	Simul. KRTX-F				Rosenberg
KTRH	740	50 kw (DA-2)	News	Westwd, ABC, CNN	\$265.00	Christal	Houston

HOUSTON

FM Stations

Call Letters	Freq	Power	Genre	Revenue	Source	Format	City
KBXX	97.9	100 kw @ 1920	Black/CHR	\$210.00	Clr Chnl	Radio One, pend.	Houston
KHMX	96.5	100 kw @ 1920	AC/CHR	\$240.00	Clr Chnl	Clear Channel	Houston
KIKK	95.7	100 kw @ 1920	Country	CBS \$168.00	Infinity	CBS/Infinity	Houston
KILT	100.3	100 kw @ 1920	Country	Westwd \$330.00	Infinity	CBS/Infinity	Houston
KJOJ	103.3	100 kw @ 994	Simul. KTJM-F				Freeport
KKBQ	92.5	100 kw @ 1920	Country	\$341.00	Sentry	Cox Radio, pend.	Pasadena
KKRW	93.7	100 kw @ 1720	Classic AOR	AMFM \$160.00	Sentry	Clear Channel	Houston
KKTL	97.1	100 kw @ 1847	Simul. KTBZ-F				Cleveland
KLDE	94.5	100 kw @ 1920	Oldies	AMFM \$195.00	Katz	Cox Radio, pend.	Houston
KLOL	101.1	100 kw @ 1920	AOR	Source, WW1, AMFM \$212.00	Christal	Clear Channel	Houston
KLTN	102.9	100 kw @ 984	Hispanic-Contemp	\$135.00	Katz Hisp.	Hispanic	Houston
KMJQ	102.1	100 kw @ 1720	Black AC	\$220.00	Clr Chnl	Radio One, pend.	Clear Lake City
KODA	99.1	100 kw @ 1920	Soft AC	\$355.00	Sentry	Clear Channel	Houston
KOVA	104.9	2.55 kw @ 350	Simul. KOVE-F				Rosenberg
KOVE	93.3	100 kw @ 1952	Hispanic-Contemp.	\$ NA	Katz Hisp.	Hispanic	Port Arthur
KQOK	106.5	100 kw @ 1322	Hispanic-Contemp.	\$80.00	El Dorado	El Dorado	Galveston
KRBE	104.1	100 kw @ 1920	CHR	\$204.00	Mc-Guild	Susquehanna	Houston
KRTS	92.1	100 kw @ 981	Classical	\$ NA	Allied		Seabrook
KRTX	100.7	100 kw @ 1952	Hispanic-Tejano	\$ NA	Katz Hisp.	Hispanic	Winnie
KTBZ	107.5	98 kw @ 1973	AOR-New Rock	\$140.00	Eastman	Clear Channel	Lake Jackson
KTJM	98.5	100 kw @ 1952	Black Oldies	\$75.00	Clr Chnl	El Dorado, pend.	Port Arthur

Notes: * KIKK-F revenue level includes KIKK (AM) revenue . . . 4/00 KGOL (1180; Humble) sold by Z-Spanish to Entravision as part of a \$475,000,000 group transaction . . . 6/00 KKHT-F (106.9; Conroe) swapped by Salem to Cox Radio as part of a multi-market transaction . . . 6/00 KGBC (1540; Galveston) sold for \$745,000 (Media Svcs) . . . 6/00 The KTBZ-F calls and format moved to 94.5; the KLDE-F calls and format moved to 107.5; in addition, KKTL-F switched from simulcasting KTBZ-F to simulcasting KLDE-F

FORMAT CODES

AC	- Adult Contemporary	J	- Jazz and New Adult Contemporary
AC-NR	- Modern AC	KIDS	- Children's
AOR	- Album Oriented Rock	N	- News
AOR-NR	- New Rock	O	- Oldies (50's & 60's)
AOR-P	- Progressive AOR	REL	- Religion, Christian
B	- Black (audience 75%+ Black)	REL-CC	- Contemporary Christian
B/AC	- Black Adult Contemporary	SAC	- Soft Adult Contemporary
B/G	- Black Gospel	SP	- Hispanic/Spanish
B/O	- Black Oldies	SP-C	- Hispanic Contemporary
BIZ	- Business News & Talk	SP-NT	- Hispanic News/Talk/Information
C	- Country	SP-R	- Hispanic-Regional
C/O	- Classic Country	SP-TP	- Hispanic-Tropical
CHR	- Contemporary Hit Radio, Top 40	SP-VA	- Hispanic Variety
CL	- Classical	SP-TJ	- Tejano
CL AOR	- Classic AOR, Classic Rock	SPRTS	- Sports
CL HITS	- Classic Hits/70's Oldies	ST	- Standards, Big Band, Nostalgia
E	- Ethnic (usually Foreign Lang.)	T	- Talk
EZ	- Easy Listening, Beautiful Music	U	- Urban (majority of audience is non-white)
FS	- Full Service	VA	- Variety
G	- Gospel	?	- Others or Unknown

REVENUE LEVEL CODES

A - Less than \$500,000	E - \$3,000,000 to \$3,999,999	I - \$10,000,000 to \$14,999,999
B - \$500,000 to \$999,999	F - \$4,000,000 to \$4,999,999	J - \$15,000,000 to \$19,999,999
C - \$1,000,000 to \$1,999,999	G - \$5,000,000 to \$6,999,999	K - \$20,000,000 to \$29,999,999
D - \$2,000,000 to \$2,999,999	H - \$7,000,000 to \$9,999,999	L - \$30,000,000+

HUNTINGTON-ASHLAND

Arbitron Rank 144	Pop (12+): 264,900	Stations	23 / 16	Last Year's Revenue:	\$9,600,000
MSA Rank:	156	Diaries:	1,105 / 240:1 / 54.0%	Household Income:	\$31,457
MSA Pop:	313,000	Sample Target:	1,050	Total Retail Sales:	\$3.0 Bil.
DMA:	59 (w/Charleston)	% Below Line:	7.9	#1 Biller:	WTCR-AF \$3,100,000
Average Persons Rating:	12.3	% Not Listed:	15.0	#1 Billing Portfolio	
Market TSL in Hours	16.75	Pop per Station:	16,556	Clear Channel	\$7,420,000

12+ Metro	Format	Spring 00 1/4 Share	Fall 99	Spg 99	Fall 98	Spg 98	12+ Metro Cume / Rtg	Fall 99	Spg 99	12+ TSA AQH / Cume	Revenue Level	
1	WKEE-F	CHRAC	58 / 17.7	18.1	22.0	19.2	895 / 33.8	37.2	36.3	74 / 1191	D	WKEE-F
2	WTCR-F	C	51 / 15.6	14.2	17.5	18.1	688 / 26.0	27.7	28.1	55 / 902	E*	WTCR-F
3	WAMX-F	AOR	26 / 7.9	8.2	8.7	6.7	429 / 16.2	16.3	15.4	49 / 821	B	WAMX-F
4	WDGG-F	C	22 / 6.7	6.0	4.5	8.4	415 / 15.7	13.9	13.2	25 / 600	B	WDGG-F
5	WBVB-F	O	18 / 5.5	4.8	3.7	2.9	287 / 10.9	10.3	9.4	18 / 306	A	WBVB-F
6	WEMM-F	REL	13 / 4.0	4.8	3.1	2.6	265 / 10.0	10.0	8.8	27 / 510	A	WEMM-F
7	WUGO-F	AC	12 / 3.7	1.8	2.0	2.0	165 / 6.2	4.5	5.1	16 / 197		WUGO-F
7	WKEE	ST	12 / 3.7	2.7	3.4	3.5	167 / 6.3	6.0	5.4	12 / 183	A	WKEE
9	WLGC-F	C	8 / 2.4	2.4	2.3	2.6	166 / 6.3	5.6	7.0	11 / 248	A	WLGC-F

12+ FM Share (Metro): 90.29% (251 of 278) (Spring 99: 90.88%)

Teens	18-34	18-49	25-49	25-54	35+	12+ AMD	12+ Mid	12+ PMD	12+ Eve	12+ Wknd
1 WKEE-F >>>	1 WKEE-F	1 WKEE-F	1 WKEE-F	1 WTCR-F <	1 WTCR-F	1 WKEE-F	1 WTCR-F	1 WKEE-F	1 WKEE-F >>	1 WKEE-F
2 WAIIX-F >>	2 WTCR-F	2 WTCR-F	2 WTCR-F >	2 WKEE-F >>	2 WKEE-F >	2 WTCR-F	2 WKEE-F >>	2 WTCR-F >	2 WTCR-F	2 WTCR-F >
3 WAIIX-F >	3 WAMX-F >	3 WAMX-F >	3 WAMX-F	3 WAMX-F <	3 WBVB-F	3 WAMX-F >	3 WBVB-F <	3 WAMX-F	3 WAMX-F	3 WDGG-F
4 WDGG-F >	4 WDGG-F >	4 WDGG-F >	4 WDGG-F	4 WDGG-F	4 WDGG-F	4 WUGO-F	4 WAMX-F <	4 WDGG-F	4 WEMM-F	4 WAMX-F
5 WRVC-F	5 WUGO-F	5 WUGO-F	5 WUGO-F	5 WBVB-F	5 WEMM-F	5 WDGG-F	5 WDGG-F	5 WBVB-F	5 WDGG-F >	5 WBVB-F
5 WUGO-F	6 WBVB-F	6 WBVB-F	6 WBVB-F	6 WUGO-F >	5 WKEE	6 WBVB-F <	6 WKEE >	6 WEMM-F <	6 WRVC-F	6 WEMM-F
		7 WEMM-F			7 WAMX-F	7 WEMM-F	7 WRVC	7 WUGO-F <	7 WBVB-F	7 WKEE
					8 WUGO-F	8 WKEE >	7 WUGO-F	8 WKEE		8 WRVC-F

Wom 18-24	Wom 18-34	Wom 25-34	Wom 18-49	Wom 25-54	Men 18-24	Men 18-34	Men 25-34	Men 18-49	Men 25-54	12+ Ovrnite
1 WKEE-F >>>	1 WKEE-F >>	1 WKEE-F	1 WKEE-F >>	1 WKEE-F	1 WKEE-F	1 WAMX-F	1 WAMX-F	1 WAMX-F	1 WTCR-F	1 WKEE-F <
2 WTCR-F	2 WTCR-F >	2 WTCR-F >>	2 WTCR-F >	2 WTCR-F >>	1 WAMX-F >>	2 WTCR-F	1 WTCR-F >>	2 WTCR-F	1 WAMX-F >	2 WEMM-F
2 WAIIX-F >	3 WDGG-F	3 WDGG-F	3 WDGG-F >	3 WDGG-F	3 WTCR-F >>	3 WKEE-F >>>	3 WDGG-F	3 WKEE-F	3 WKEE-F	3 WTCR-F >>
	3 WAIIX-F >	3 WUGO-F >	4 WBVB-F	4 WBVB-F		4 WDGG-F	3 WKEE-F >>	4 WDGG-F	4 WBVB-F	4 WAMX-F
			4 WAIIX-F	4 WUGO-F >>		4 WKLC-AF >		5 WEMM-F	4 WDGG-F >	
			4 WUGO-F >>					5 WKLC-AF	6 WEMM-F	
									6 WKLC-AF	

Other Rated Stations				Metro Share	Cume Rating	TSA AQH Cume	Format	Performance	AM	FM	Total	%	Yr. Ago			
WFXH-F	CL AOR	107.1	Ironton, OH	1.2	3.8	7	114	AC	0	(0)	21	(3)	21	(3)	7.6 %	2.4 %
WURO	T/SPRIS	1230	Ironton, OH	0.9	2.2	3	59	AOR/Classic/NR	0	(1)	36	(3)	36	(4)	12.9 %	15.5 %
WOKT	REL	1040	Cannonsburg, KY	0.6	1.0	2	28	Black/Urban	0	(0)	0	(0)	0	(0)	0.0 %	0.0 %
WRVC	T	930	Huntington	2.1	4.6	8	150	CHR	0	(0)	62	(2)	62	(2)	22.3 %	27.0 %
WRVC-F	AC	92.7	Catlettsburg, KY	2.1	6.1	7	163	Classical	0	(0)	0	(0)	0	(0)	0.0 %	0.0 %
WRV-F	CL HITS	101.5	Gallipolis, OH	1.8	5.1	13	333	Country	3	(1)	92	(5)	95	(6)	34.2 %	34.5 %
WTCR	C	1420	Kenova, WV	0.9	1.6	3	47	Full Service	0	(0)	0	(0)	0	(0)	0.0 %	0.0 %
Other Rated Stations--Outside Market				Metro Share	Cume Rating	TSA AQH Cume										
WKAZ-F	O	107.3	Miami, WV	0.9	1.5	9	173	Hispanic	0	(0)	0	(0)	0	(0)	0.0 %	0.0 %
WKLC-AF	AOR	105.1	SL Albans, WV	1.8	7.3	17	454	Jazz	0	(0)	0	(0)	0	(0)	0.0 %	0.0 %
WIXT-F	AC	99.3	Portsmouth, OH	0.6	1.4	14	210	News/Talk	10	(2)	0	(0)	10	(2)	3.6 %	2.7 %
WPAY-F	C	104.1	Portsmouth, OH	2.1	6.9	38	558	Oldies	0	(0)	27	(3)	27	(3)	9.7 %	10.1 %
WOB-F	C	97.5	Charleston, WV	1.2	3.0	29	410	Others/Unknown	0	(0)	0	(0)	0	(0)	0.0 %	0.0 %
WVSR-F	CHR	102.7	Charleston, WV	1.2	3.2	20	376	Religion/Gospel	2	(1)	13	(1)	15	(2)	5.4 %	3.7 %
								Soft AC	0	(0)	0	(0)	0	(0)	0.0 %	0.0 %
								Sports	0	(0)	0	(0)	0	(0)	0.0 %	0.0 %
								Standards/EZ	12	(1)	0	(0)	12	(1)	4.3 %	4.1 %
Totals									27	(6)	251	(17)	278	(23)		

HUNTINGTON-ASHLAND

Consolidation Report	12+	25-54	Revenue
Clear Channel WAMX-FM, WBVB-FM, WFXN-FM, WIRO-AM, WKEE-AM, WKEE-FM, WTCR-AM, WTCR-FM, WZZW-AM	53.5 %	51.9 %	77.3 %
Local WCMJ-AM, WDGG-FM, WRVC-AM, WRVC-FM	11.0 %	10.3 %	12.0 %
	64.4 %	62.2 %	89.3 %

AM Stations

WKEE	800	5 kw/0.185 kw	Standards	Westwd, CNN	\$<20.00	D&R	AMFM	Huntington
------	-----	---------------	-----------	-------------	----------	-----	------	------------

FM Stations

WAMX	106.3	0.53 kw @ 1092	AOR	Westwd, ABC, AMFM	\$<20.00	Katz	Clear Channel	Milton
WBVB	97.1	3 kw @ 472	Oldies	ABC, Westwd	\$21.00	K&P	Clear Channel	Coal Grove, OH
WDGG	93.7	100 kw @ 741	Country	Westwd	\$29.00	Banner	WRVC-AF	Huntington
WEMM	107.9	50 kw @ 500	Religion	USA	\$21.00	---	Mortenson	Huntington
WFXN	107.1	3 kw @ 125	Classic AOR	Westwd	\$<20.00	Katz	Clear Channel	Ironton, OH
WKEE	100.5	53 kw @ 561	CHR	ABC	\$50.00	D&R	Clear Channel	Huntington
WLGC	105.7	11.5 kw @ 479	Country		\$<20.00	D&R		Greenup, KY
WTCR	103.3	50 kw @ 493	Country	ABC	\$66.00	Katz	Clear Channel	Huntington
WUGO	102.3	4.8 kw @ 364	AC	CBS, Jones	\$ NA	Regional	WGOH	Grayson, KY

Notes: * WTCR-F revenue level includes WTCR (AM) revenue . . . WKLC-AF – See Charleston, WV . . . 7/00 The trimulcast of WHRD (1470; Huntington), WIRO and WZZW (1600; Milton) changed from Talk/Sports to Contemporary Christian . . . 8/00 WTCR (AM) changed from Country to Sports

HUNTSVILLE

Arbitron Rank: 109 Pop (12+): 380,900
MSA Rank: 146-Hunt.: 247-Dec.
MSA Pop: 444,000
DMA: 84 (w/Decatur)
Average Persons Rating: 14.1
Market TSL In Hours: 19.00

Stations: 27 / 17
Diaries: 936/ 407 / 1/ 55.1%
Sample Target: 920
% Below Line: 11.0
% Not Listed: 14.9
Pop per Station: 22,406

Last Year's Revenue: \$16,200,000
Household Income: \$46,238
Total Retail Sales: \$4.4 Bil
#1 Biller: WDRM-F \$5,400,000
#1 Billing Portfolio
 Clear Channel \$7,825,000

12+ Metro	Format	Spring 00 1/4 Share	Win 00	Fall 99	Sum 99	Spg 99	4-Book Avg.	12+ Metro Cume / Rtg.	Fall 99	Spg 99	12+ TSA AQH / Cume	Revenue Level		
1	WDRM-F	C	87 / 16.2	20.5	17.1	14.1	19.4	17.0	1085 / 28.5	31.0	32.8	138 / 1843	G	WDRM-F
2	WZYP-F	CHR	65 / 12.1	10.4	11.7	14.6	12.5	12.2	914 / 24.0	29.5	29.8	109 / 1704	D	WZYP-F
3	WAHR-F	AC	61 / 11.3	9.1	9.4	7.6	7.6	9.4	767 / 20.1	18.7	16.4	91 / 1160	D	WAHR-F
4	WRTT-F	AQR/CL	41 / 7.6	3.8	0.5	0.7	0.9	3.2	557 / 14.6	3.2	3.5	45 / 618		WRTT-F
5	WRSA-F	SAC	37 / 6.9	7.3	5.2	5.2	8.0	6.1	463 / 12.2	11.0	12.6	85 / 899	C	WRSA-F
6	WTAK-F	CL AOR	30 / 5.6	7.9	8.4	9.5	7.8	7.8	526 / 13.8	18.0	19.4	37 / 708	C	WTAK-F
7	WXQW-F	O	13 / 2.4	2.1	2.8	3.2	3.4	2.6	277 / 7.3	8.9	12.3	14 / 305	A*	WXQW-F
7	WVNN	T	13 / 2.4	2.7	3.2	4.5	3.9	3.2	228 / 6.0	6.8	9.8	18 / 319	B	WVNN
9	WEUP-F	B	12 / 2.2	2.9	3.0	4.1	3.0	3.1	266 / 7.0	7.4	7.8	22 / 434	B*	WEUP-F
10	WPZM-F	C	11 / 2.0	1.8	2.0	1.8	2.8	1.9	304 / 8.0	6.5	9.7	35 / 578	A	WPZM-F
11	WYAM-F	B	10 / 1.9	1.4	1.6	2.3	1.9	1.8	137 / 3.6	3.0	3.2	11 / 212		WYAM-F

12+ FM Share (Metro): 90.83% (416 of 458) (Spring 99: 87.36%)

Teens	18-34	18-49	25-49	25-54	35+	12+ AMD	12+ Mid	12+ PMD	12+ Eve	12+ Wknd
1 WZYP-F >>>	1 WZYP-F <	1 WAHR-F <	1 WAHR-F <	1 WAHR-F	1 WDRM-F >	1 WDRM-F >	1 WDRM-F	1 WDRM-F >	1 WDRM-F	1 WDRM-F
2 WYAM-F	2 WRTT-F	2 WZYP-F	2 WZYP-F <	2 WDRM-F	2 WAHR-F	2 WZYP-F <	2 WAHR-F <	2 WZYP-F	2 WRTT-F <	2 WZYP-F
3 WDRM-F	3 WDRM-F	3 WDRM-F <	3 WDRM-F <	3 WDRM-F	3 WRS-A-F >	3 WAHR-F <	3 WZYP-F >	3 WAHR-F	3 WZYP-F <	3 WAHR-F
4 WKDF-F >	4 WAHR-F	4 WRTT-F	4 WRTT-F	4 WRTT-F	4 WZYP-F >	4 WRS-A-F <	4 WRTT-F	4 WRTT-F >	4 WAHR-F <	4 WRS-A-F
	5 WTAK-F >>	5 WTAK-F >>	5 WTAK-F >>	5 WTAK-F >>	5 WTAK-F	5 WTAK-F	5 WRS-A-F	5 WTAK-F	5 WRS-A-F >>	4 WRTT-F
		6 WRS-A-F	6 WRS-A-F	6 WRS-A-F	6 WRTT-F >>>	6 WVNN	5 WRS-A-F >	6 WYAM-F	6 WTAK-F >	6 WTAK-F >
		6 WEUP-F	6 WEUP-F	6 WEUP-F	7 WXQW-F	7 WTAK-F >>	7 WXQW-F	7 WTAK-F	7 WTAK-F	7 WPZM-F
				8 WEUP-F	8 WVNN			8 WEUP-F	8 WEUP-F	7 WEUP-F

Wom 18-24	Wom 18-34	Wom 25-34	Wom 18-49	Wom 25-54	Men 18-24	Men 18-34	Men 25-34	Men 18-49	Men 25-54	12+ Ovrnite
1 WZYP-F	1 WZYP-F >	1 WZYP-F	1 WAHR-F <	1 WAHR-F >	1 WRTT-F	1 WRTT-F >>	1 WRTT-F >	1 WRTT-F	1 WDRM-F >	1 WDRM-F
2 WDRM-F >>>	2 WDRM-F	1 WAHR-F	2 WZYP-F >	2 WZYP-F >	2 WZYP-F >>	2 WTAK-F <	2 WTAK-F	2 WTAK-F	2 WRTT-F <	2 WRS-A-F <
3 WRTT-F >>>	3 WAHR-F >	3 WDRM-F	3 WDRM-F >	3 WDRM-F >	3 WAHR-F	3 WZYP-F	3 WDRM-F >	3 WDRM-F	3 WTAK-F	3 WZYP-F >
	4 WRTT-F >	4 WRTT-F	4 WRTT-F >	4 WRTT-F	3 WDRM-F	4 WDRM-F	4 WAHR-F	4 WAHR-F	4 WAHR-F >	4 WAHR-F
	5 WEUP-F	5 WEUP-F	5 WTAK-F	5 WTAK-F	3 WTAK-F >	5 WAHR-F >>	4 WZYP-F >>	5 WZYP-F >>	5 WZYP-F >	5 WYAM-F
				6 WRS-A-F	6 WKDF-F >>			6 WRAX-F	6 WXQW-F	
				7 WRRS-F	7 WEUP-F			6 WEUP-F	7 WVNN	

Other Rated Stations				Metro Share	Cume Rating	TSA AQH Cume	Other Rated Stations--Outside Market				Metro Share	Cume Rating	TSA AQH Cume		
WBHP-AA	N	1230	Huntsville	0.4	2.0	2	76	WDXB-F	C	102.5	Jasper	0.4	1.0	32	342
WDJL	B	1000	Huntsville	0.9	2.4	5	97	WKDF-F	C	103.3	Nashville	1.5	4.6	14	277
WEUP	B	1600	Huntsville	1.1	3.2	6	123	WQEN-F	CHR	103.7	Gadsden	0.4	2.5	26	479
WLOR	B/G	1550	Huntsville	1.7	2.7	9	113	WOLT-F	AC	107.3	Florence	0.7	3.7	41	571
WRJL-F	G	99.9	Eva	0.7	2.8	19	312	WRAX-F	AOR-NR	107.7	Birmingham	1.5	5.3	40	556
WUMP	SPRTS	730	Athens	1.3	2.8	7	106	WRRS-F	REL-CC	101.1	Cullman	1.5	4.0	20	318
WWXQ-F	O	92.5	Trinity	1.5	5.5	14	278	WVNA-F	CL AOR	105.5	Muscle Shoals	0.4	1.5	14	233
								WZPC-F	AOR-NR	102.9	Shelbyville, TN	0.6	1.7	9	208

HUNTSVILLE

Consolidation Report	12+	25-54	Revenue	Format Performance	AM	FM	Total	%	Yr. Ago
Athens WPZM-FM, WUMP-AM, WVNN-AM, WZYP-FM	17.8 %	16.1 %	20.5 %	AC	0 (0)	65 (2)	65 (2)	14.2 %	9.8 %
Clear Channel WBHP-AM, WDRM-FM, WHOS-AM, WTAK-FM, WWXQ-FM, WXQW-FM	26.1 %	26.3 %	48.3 %	AOR/Classic/NR	0 (0)	84 (5)	84 (5)	18.3 %	11.3 %
STG Media WAHR-FM, WDJL-AM, WLOR-AM, WRTT-FM	21.5 %	28.1 %	14.2 %	Black/Urban	11 (2)	22 (2)	33 (4)	7.2 %	9.8 %
	65.4 %	70.5 %	83.0 %	CHR	0 (0)	67 (2)	67 (2)	14.6 %	15.3 %
				Classical	0 (0)	0 (0)	0 (0)	0.0 %	0.0 %
				Country	0 (0)	108 (4)	108 (4)	23.6 %	28.1 %
				Full Service	0 (0)	0 (0)	0 (0)	0.0 %	0.0 %
				Hispanic	0 (0)	0 (0)	0 (0)	0.0 %	0.0 %
				Jazz	0 (0)	0 (0)	0 (0)	0.0 %	0.0 %
				News/Talk	15 (3)	0 (0)	15 (3)	3.3 %	5.4 %
				Oldies	0 (0)	21 (2)	21 (2)	4.6 %	5.4 %
				Others/Unknown	0 (0)	0 (0)	0 (0)	0.0 %	0.0 %
				Religion/Gospel	9 (1)	12 (2)	21 (3)	4.6 %	3.9 %
				Soft AC	0 (0)	37 (1)	37 (1)	8.1 %	9.4 %
				Sports	7 (1)	0 (0)	7 (1)	1.5 %	1.5 %
				Standards/EZ	0 (0)	0 (0)	0 (0)	0.0 %	0.0 %
				Totals	42 (7)	416 (20)	458 (27)		

AM Stations

Station	Freq	Power	Class	Format	Revenue	Station	City	City
WVNN	770	10 kw/0.25 kw (DA-N)	Talk	ABC	\$17.00	Christal	Athens	Athens

FM Stations

Station	Freq	Power	Class	Revenue	Station	City	City
WAHR	99.1	100 kw @ 984	AC	Westwd \$40.00	Christal	STG Media	Huntsville
WDRM	102.1	100 kw @ 981	Country	\$115.00	Sentry	Clear Channel	Decatur
WEUP	103.1	6 kw @ 328	Black	\$ NA	D&R	WEUP	Moulton
WPZM	93.3	100 kw @ 1040	Country	ABC \$<20.00	Christal	Athens	Tullahoma, TN
WRSA	96.9	100 kw @ 830	Soft AC	CBS \$27.00	---		Decatur
WRTT	95.1	50 kw @ 110	AOR/Classic AOR	\$ NA	Christal	STG Media	Huntsville
WTAK	106.1	6 kw @ 328	Classic AOR	\$30.00	Sentry	Clear Channel	Hartselle
WXQW	94.1	0.41 kw @ 1155	Oldies	\$<20.00	Sentry	Clear Channel	Mendianville
WYAM	105.7	6 kw @ 328	Black	ABC \$ NA	---		Addison
WZYP	104.3	100 kw @ 1115	CHR	ABC \$50.00	Christal	Athens	Athens

Notes: Other ranked stations -- See Birmingham or Nashville . . . * WEUP-F revenue level includes WEUP revenue; ^ WXQW-F revenue level includes WWXQ-F revenue . . . 3/00 The WEUP-F calls and format moved from 92.1 to 103.1 . . . 7/00 WPZM-F changed from Country to Classic Hits

INDIANAPOLIS

Arbitron Rank: 38 Pop (12+): 1,156,200
 MSA Rank: 37
 MSA Pop: 1,540,000
 DMA: 26
 Average Persons Rating: 14.2
 Market TSL In Hours: 19.00

Stations: 25 / 24
 Diaries: 2,789/ 415:1/ 52.6%
 Sample Target: 2,810
 % Below Line: 0.7
 % Not Listed: 10.0
 Pop per Station: 48,175

Last Year's Revenue: \$85,100,000
 Household Income: \$51,165
 Total Retail Sales: \$16.1 Bil.
 #1 Biller: WFBQ-F \$16,450,000
 #1 Billing Portfolio
 Emmis \$24,390,000

12+ Metro	Format	Spring 00 1/4 Share	Win 00	Fall 99	Sum 99	Spg 99	4-Book Avg.	12+ Metro Cume / Rtg.	Fall 99	Spg 99	12+ TSA AQH / Cume	Revenue Level		
1	WFMS-F	C	176 / 10.7	13.8	11.5	10.8	12.7	11.7	2332 / 20.2	21.4	20.2	248 / 3316	I	WFMS-F
2	WFBQ-F	AOR/T	146 / 8.9	7.4	7.4	9.3	8.5	8.2	2236 / 19.3	23.4	22.6	289 / 4251	J	WFBQ-F
3	WIBC	FS/T	127 / 7.7	8.2	8.4	9.0	9.1	8.3	2189 / 18.9	18.3	19.3	146 / 2700	H	WIBC
4	WTLC-F	B	104 / 6.3	5.8	6.0	5.8	4.9	6.0	1411 / 12.2	12.1	11.1	120 / 1728	G	WTLC-F
5	WTPI-F	SAC	103 / 6.3	6.5	5.8	5.8	4.2	6.1	1458 / 12.6	11.3	10.1	125 / 1827	F	WTPI-F
6	WGLD-F	O	96 / 5.9	5.7	6.1	5.0	5.0	5.7	1539 / 13.3	12.5	12.4	122 / 2050	G	WGLD-F
7	WZPL-F	CHR/AC	95 / 5.8	6.5	5.8	6.0	5.9	6.0	2124 / 18.4	19.3	19.4	121 / 2982	G	WZPL-F
8	WHHH-F	CHR/B	83 / 5.1	4.8	5.5	5.0	6.1	5.1	1633 / 14.1	14.1	15.2	86 / 1751	E	WHHH-F
9	WENS-F	AC	82 / 5.0	5.2	5.0	4.0	5.2	4.8	2037 / 17.6	16.6	17.6	95 / 2550	H	WENS-F
10	WRZX-F	AOR-NR	79 / 4.8	5.1	6.2	7.2	6.1	5.8	1511 / 13.1	14.3	14.5	126 / 2454	G	WRZX-F
11	WNOU-F	CHR	52 / 3.2	2.4	2.9	3.6	4.3	3.0	1405 / 12.1	10.6	13.8	96 / 2468	E	WNOU-F
12	WBKS-F	B/O	48 / 2.9	2.0	2.2	1.9	2.0	2.3	733 / 6.3	5.5	5.4	48 / 750	B	WBKS-F
13	WMYS	ST	46 / 2.8	3.6	3.3	3.2	2.7	3.2	617 / 5.3	6.4	4.7	52 / 669	B	WMYS
14	WTTS-F	AOR-P	40 / 2.4	1.6	2.7	3.5	2.5	2.6	822 / 7.1	8.3	9.1	58 / 1440	B	WTTS-F
14	WYJZ-F	J	40 / 2.4	1.6	1.8	1.3	2.5	1.8	506 / 4.4	4.5	4.6	40 / 519	A	WYJZ-F
16	WNDE	SPRTS	30 / 1.8	1.7	1.7	1.3	1.4	1.6	563 / 4.9	7.0	5.4	32 / 658	C	WNDE
17	WTLC	B/G	22 / 1.3	2.1	1.5	1.6	1.1	1.6	309 / 2.7	3.1	2.5	23 / 315	A	WTLC
17	WXIR-F	REL	22 / 1.3	1.5	1.4	1.1	1.4	1.3	564 / 4.9	4.4	4.0	25 / 626		WXIR-F
19	WEDJ-F	AOR	19 / 1.2	1.1	0.4	0.4	0.4	0.8	406 / 3.5	1.9	1.5	21 / 497		WEDJ-F
20	WGRL-F	C	18 / 1.1	1.0	1.0	1.2	1.5	1.1	462 / 4.0	4.1	4.4	24 / 578	C	WGRL-F

12+ FM Share (Metro): 81.37% (1083 of 1331) (Spring 99: 82.26%)

Teens	18-34	18-49	25-49	25-54	35+	12+ AMD	12+ Mid	12+ PMD	12+ Eve	12+ Wknd
1 WHHH-F >	1 WRZX-F <	1 WFBQ-F	1 WFBQ-F	1 WFBQ-F	1 WFMS-F <	1 WFBQ-F	1 WFMS-F	1 WFMS-F >	1 WIBC <	1 WFMS-F
2 WNOU-F	2 WFBQ-F <	2 WFMS-F	2 WFMS-F	2 WFMS-F >	2 WIBC	2 WFMS-F >	2 WFBQ-F	2 WIBC	2 WTLC-F <	2 WIBC
3 WZPL-F <	3 WZPL-F	3 WTLC-F <	3 WTLC-F <	3 WTPI-F <	3 WGLD-F <	3 WIBC <	3 WIBC <	3 WZPL-F <	3 WHHH-F	3 WTLC-F <
4 WTLC-F	4 WFMS-F <	4 WZPL-F	4 WZPL-F <	4 WTLC-F <	4 WFBQ-F	4 WTLC-F	4 WTPI-F <	4 WFBQ-F <	4 WFMS-F	4 WGLD-F
	5 WTLC-F	5 WRZX-F <	5 WTPI-F	5 WGLD-F <	5 WTPI-F >	5 WTPI-F	5 WGLD-F	5 WHHH-F <	5 WZPL-F <	5 WFBQ-F
	6 WHHH-F	6 WENS-F <	6 WENS-F <	6 WZPL-F <	6 WZPL-F <	6 WZPL-F <	6 WTPI-F <	6 WTPI-F <	6 WTPI-F <	5 WHHH-F <
	7 WENS-F	7 WTPI-F	7 WGLD-F	7 WENS-F	7 WMYS <	7 WGLD-F	7 WENS-F <	7 WGLD-F	7 WRZX-F <	7 WZPL-F <
	8 WNOU-F	8 WHHH-F <	8 WRZX-F <	8 WIBC	8 WENS-F	8 WENS-F	8 WRZX-F	7 WRZX-F	8 WNOU-F <	8 WTPI-F <
		9 WGLD-F	9 WIBC	9 WRZX-F	9 WBKS-F <	9 WRZX-F <	8 WTLC-F	7 WTLC-F <	9 WENS-F	9 WENS-F
							10 WHHH-F	10 WENS-F	10 WFBQ-F <	10 WRZX-F

Wom 18-24	Wom 18-34	Wom 25-34	Wom 18-49	Wom 25-54	Men 18-24	Men 18-34	Men 25-34	Men 18-49	Men 25-54	12+ Ovrnite
1 WZPL-F	1 WZPL-F >	1 WZPL-F	1 WZPL-F	1 WFMS-F	1 WRZX-F >	1 WRZX-F	1 WFBQ-F	1 WFBQ-F >>	1 WFBQ-F >	1 WIBC
2 WHHH-F	2 WTLC-F <	2 WTLC-F	1 WFMS-F	2 WTPI-F	2 WHHH-F	2 WFBQ-F >	2 WRZX-F	2 WFMS-F <	2 WFMS-F >	2 WTLC-F
3 WFMS-F	3 WFMS-F	3 WFMS-F	3 WTLC-F <	3 WZPL-F <	3 WFBQ-F	3 WFMS-F	3 WFMS-F >	3 WRZX-F >	3 WIBC <	3 WFMS-F
4 WRZX-F	4 WENS-F <	3 WTPI-F <	4 WENS-F <	4 WENS-F	4 WNOU-F	4 WHHH-F <	4 WTLC-F	4 WTLC-F <	4 WGLD-F	4 WFBQ-F <
4 WENS-F	5 WFBQ-F <	5 WFBQ-F	5 WFBQ-F <	4 WTLC-F	4 WTLC-F	5 WTLC-F >	5 WZPL-F	5 WIBC	5 WRZX-F	5 WHHH-F <
4 WTLC-F	6 WHHH-F <	6 WENS-F	6 WTPI-F	6 WFBQ-F	6 WEDJ-F	6 WZPL-F <	6 WENS-F	6 WGLD-F	6 WTLC-F	6 WTPI-F <
	7 WRZX-F <		7 WHHH-F	7 WGLD-F	7 WFMS-F	7 WNOU-F		7 WZPL-F	7 WTPI-F <	
			8 WGLD-F <	8 WBKS-F		7 WEDJ-F		7 WTTS-F <	8 WTTS-F	
						7 WENS-F			9 WZPL-F	
									9 WNDE <	

Other Rated Stations				Metro Cume				TSA				Other Rated Stations--Outside Market				Metro Cume				TSA			
Station	Format	Pop	City	Share	Rating	AQH	Cume	Station	Format	Pop	City	Share	Rating	AQH	Cume	Station	Format	Pop	City	Share	Rating	AQH	Cume
WCBK-F	C	102.3	Martinsville	0.4	1.3	8	200	WKKG-F	C	101.5	Columbus, IN	0.7	2.5	60	969								
WKLU-F	CL AOR	101.9	Brownsville	0.4	1.9	8	242																
WNTS	REL	1590	Indianapolis	0.5	1.2	9	147																
WSYW	SP-VA	810	Indianapolis	0.9	0.5	14	66																

INDIANAPOLIS

Consolidation Report	12+	25-54	Revenue	Format Performance	AM	FM	Total	%	Yr. Ago
Clear Channel WFBQ-FM, WNDE-AM, WRZX-FM	15.5 %	19.2 %	26.8 %	AC	0 (0)	82 (1)	82 (1)	6.2 %	6.4 %
Emmis WENS-FM, WIBC-AM, WNOU-FM, WTLC-AM, WTLC-FM	23.5 %	21.7 %	28.7 %	AOR/Classic/NR	0 (0)	145 (4)	145 (4)	10.9 %	15.9 %
MyStar WMYS-AM, WTPI-FM, WZPL-FM	14.9 %	14.2 %	12.7 %	Black/Urban	0 (0)	152 (2)	152 (2)	11.4 %	8.5 %
Radio One WBKS-FM, WHHH-FM, WYJZ-FM	10.4 %	9.0 %	5.8 %	CHR	0 (0)	230 (3)	230 (3)	17.3 %	14.8 %
Susquehanna WFMS-FM, WGLD-FM, WGRL-FM	17.7 %	18.6 %	24.1 %	Classical	0 (0)	0 (0)	0 (0)	0.0 %	0.0 %
				Country	0 (0)	213 (4)	213 (4)	16.0 %	19.2 %
				Full Service	127 (1)	0 (0)	127 (1)	9.5 %	11.2 %
				Hispanic	14 (1)	0 (0)	14 (1)	1.1 %	0.0 %
				Jazz	0 (0)	40 (1)	40 (1)	3.0 %	3.5 %
				News/Talk	0 (0)	0 (0)	0 (0)	0.0 %	0.0 %
				Oldies	0 (0)	96 (1)	96 (1)	7.2 %	6.9 %
				Others/Unknown	0 (0)	0 (0)	0 (0)	0.0 %	0.0 %
				Religion/Gospel	31 (2)	22 (1)	53 (3)	4.0 %	3.1 %
				Soft AC	0 (0)	103 (1)	103 (1)	7.7 %	5.3 %
				Sports	30 (1)	0 (0)	30 (1)	2.3 %	1.8 %
				Standards/EZ	46 (1)	0 (0)	46 (1)	3.5 %	3.4 %
				Totals	248 (6)	1083 (18)	1331 (24)		

AM Stations

Station	Freq	Power	Format	Parent	AM	FM	City
WBBC	1070	50 kw/10 kw (DA-2)	Full Service/Talk	ABC, AP	\$138.00	Christal	Indianapolis
WMYS	1430	5 kw (DA-N)	Standards	CNN	\$21.00	Christal	Indianapolis
WNDE	1260	5 kw (DA-N)	Sports	ESPN, WW1, CBS	\$20.00	Katz	Indianapolis
WTLC	1310	5 kw/1 kw (DA-N)	Black Gospel	ABC, AURN	\$<20.00	D&R	Indianapolis

FM Stations

Station	Freq	Power	Format	Parent	AM	FM	City	
WBKS	106.7	3 kw @ 328	Black Oldies	ABC	\$ NA	Eastman	Greenwood	
WEDJ	107.1	1.8 kw @ 604	New Rock		\$ NA	Allied	Danville	
WENS	97.1	23 kw @ 739	AC		\$137.00	Interep	Shelbyville	
WFBQ	94.7	58 kw @ 804	AOR/Talk	AMFM	\$260.00	Katz	Indianapolis	
WFMS	95.5	13 kw @ 990	Country		\$190.00	Allied	Indianapolis	
WGLD	104.5	50 kw @ 492	Oldies		\$70.00	Mc-Guild	Indianapolis	
WGRL	93.5	2.8 kw @ 492	Country		\$20.00	Mc-Guild	Noblesville	
WHHH	96.3	0.64 kw @ 715	CHR/Black	ABC	\$55.00	Eastman	Indianapolis	
WNOU	93.1	12.5 kw @ 1022	CHR		\$80.00	Interep	Indianapolis	
WRZX	103.3	18 kw @ 850	AOR-New Rock	Source	\$77.00	Katz	Indianapolis	
WTLC	105.7	50 kw @ 450	Black	CBS	\$62.00	Mc-Guild	Indianapolis	
WTPI	107.9	21.9 kw @ 762	Soft AC		\$95.00	Christal	Indianapolis	
WTTS	92.3	37 kw @ 1090	Progressive AOR		\$33.00	Roslin	Bloomington	
WXIR	98.3	3 kw @ 300	Religion	USA	\$ NA	---	WBRI	Plainfield
WYJZ	100.9	3 kw @ 300	Jazz	ABC	\$ NA	Eastman	Lebanon	
WZPL	99.5	12.6 kw @ 990	CHP/AC	AP	\$55.00	D&R	Greenfield	

Notes

JACKSON, MS

Arbitron Rank: 118 **Pop (12+):** 356,300
MSA Rank: 119
MSA Pop: 438,000
DMA: 86
Average Persons Rating: 15.1
Market TSL In Hours: 20.50

Stations: 21 / 21
Diaries: 932/ 382:1/ 49.2%
Sample Target: 920
% Below Line: 0.0
% Not Listed: 20.6
Pop per Station: 16,967

Last Year's Revenue: \$17,600,000
Household Income: \$43,116
Total Retail Sales: \$4.5 Bn
#1 Biller: WMSI-F \$4,400,000
#1 Billing Portfolio:
Clear Channel: \$7,600,000

12+ Metro	Format	Spring 00 1/4 Share	Win 00	Fall 99	Sum 99	Spg 99	4-Book Avg.	12+ Metro Cume / Rtg.	Fall 99	Spg 99	12+ TSA AQH / Cume	Revenue Level		
1	WJMI-F	B	78 / 14.5	13.6	13.6	14.5	11.8	14.0	808 / 22.7	23.8	24.1	128 / 1586	E	WJMI-F
2	WMSI-F	C	52 / 9.7	9.4	7.7	9.4	9.5	9.0	723 / 20.3	19.5	20.3	105 / 1469	F	WMSI-F
3	WKXI-F	B/AC	34 / 6.3	6.4	8.0	7.1	6.9	7.0	511 / 14.3	18.7	18.9	57 / 883	C	WKXI-F
4	WSTZ-F	AOR	29 / 5.4	4.4	4.3	5.2	8.0	4.8	450 / 12.6	10.6	13.0	44 / 814	D	WSTZ-F
5	WYOY-F	CHR	27 / 5.0	3.7	4.3	9.0	7.1	5.5	568 / 15.9	15.8	17.9	38 / 738	C	WYOY-F
5	WDBT-F	CHR	27 / 5.0	5.6	5.0	4.2	2.7	5.0	605 / 17.0	14.8	9.0	47 / 990	A	WDBT-F
7	WQJQ-F	B/O	23 / 4.3	4.4	3.4	4.5	4.6	4.1	360 / 10.1	12.7	13.4	38 / 631	B	WQJQ-F
8	WTYX-F	CL HITS	21 / 3.9	2.4	3.4	2.0	2.0	2.9	336 / 9.4	9.2	8.5	29 / 545	B	WTYX-F
9	WMGO	B/G	18 / 3.3	1.9	1.2	2.5	1.3	2.2	146 / 4.1	2.3	3.2	18 / 158		WMGO
10	WZRZ	B/G	16 / 3.0	2.8	3.0	3.6	7.1	3.1	176 / 4.9	5.1	6.8	17 / 203		WZRZ
11	WUSJ-F	C	16 / 2.8	1.7	3.0	0.9	2.7	2.1	301 / 8.4	9.3	7.6	35 / 623		WUSJ-F
12	WOAD	B/G	13 / 2.4	2.8	3.4	3.3	2.2	3.0	177 / 5.0	7.5	7.2	13 / 183	A	WOAD
13	WVIV-F	ST	12 / 2.2	2.4	2.7	3.1	3.1	2.6	228 / 6.4	5.5	6.4	12 / 240	A	WVIV-F
14	WJKK-F	SAC	11 / 2.0	4.5	3.7	3.3	3.8	3.4	320 / 9.0	10.2	9.1	23 / 511	A	WJKK-F
15	WFMN-F	T	10 / 1.9	1.6	1.8	1.8	1.6	1.8	177 / 5.0	7.8	5.3	10 / 200		WFMN-F

12+ FM Share (Metro): 84.54% (361 of 427) (Spring 99: 80.13%)

Teens	18-34	18-49	25-49	25-54	35+	12+ AMD	12+ Mid	12+ PMD	12+ Eve	12+ Wknd
1 WJMI-F >>>	1 WJMI-F >>	1 WJMI-F >	1 WMSI-F <	1 WMSI-F	1 WMSI-F >	1 WMSI-F >	1 WMSI-F	1 WJMI-F >	1 WJMI-F >>>	1 WJMI-F >>>
2 WDBT-F >>	2 WYOY-F	2 WMSI-F <	2 WJMI-F <	2 WJMI-F	2 WKXI-F	2 WJMI-F <	2 WJMI-F >	2 WMSI-F >	2 WKXI-F	2 WMSI-F
3 WYOY-F >	3 WSTZ-F <	3 WKXI-F <	3 WKXI-F <	2 WKXI-F <	3 WQJQ-F <	3 WKXI-F	3 WSTZ-F <	3 WDBT-F <	3 WDBT-F	2 WYOY-F
	4 WKXI-F <	4 WSTZ-F	4 WSTZ-F >	4 WSTZ-F	4 WMGO	4 WSTZ-F >	4 WKXI-F <	4 WKXI-F <	4 WSTZ-F	2 WMGO <
	5 WMSI-F >	5 WYOY-F	5 WQJQ-F	5 WQJQ-F	5 WTYX-F <	5 WYOY-F	5 WYOY-F <	5 WSTZ-F <	5 WMSI-F <	5 WKXI-F <
	6 WDBT-F >	6 WTYX-F <	5 WTYX-F	6 WTYX-F	6 WZRZ <	5 WTYX-F <	6 WQJQ-F	6 WYOY-F <	6 WYOY-F >	6 WDBT-F
	7 WFMN-F	7 WDBT-F <	7 WYOY-F	7 WYOY-F	7 WSTZ-F	7 WDBT-F	7 WDBT-F	7 WQJQ-F	7 WMGO	7 WTYX-F
	7 WTYX-F	8 WQJQ-F	8 WUSJ-F	8 WUSJ-F <	8 WJMI-F	7 WQJQ-F	8 WTYX-F	8 WTYX-F	8 WTYX-F	7 WZRZ
		9 WUSJ-F	8 WDBT-F	9 WJKK-F	8 WVIV-F <	9 WMGO	9 WJNT <	9 WUSJ-F <	9 WUSJ-F <	9 WSTZ-F
		10 WFMN-F	10 WJKK-F	9 WDBT-F	10 WOAD <	10 WUSJ-F	10 WUSJ-F <	10 WVIV-F <		10 WQJQ-F
										10 WOAD

Wom 18-24	Wom 18-34	Wom 25-34	Wom 18-49	Wom 25-54	Men 18-24	Men 18-34	Men 25-34	Men 18-49	Men 25-54	12+ Ovrnite
1 WJMI-F >>>	1 WJMI-F >>	1 WKXI-F	1 WJMI-F	1 WMSI-F >	1 WJMI-F >>	1 WJMI-F >>	1 WJMI-F >	1 WJMI-F	1 WSTZ-F	1 WJMI-F >
2 WYOY-F >	2 WKXI-F	2 WJMI-F	2 WMSI-F	2 WKXI-F <	2 WYOY-F >	2 WSTZ-F	2 WSTZ-F >>>	2 WSTZ-F >	2 WMSI-F <	2 WKXI-F >>
3 WDBT-F >	3 WMSI-F	3 WMSI-F	3 WKXI-F	3 WJMI-F	3 WSTZ-F >	3 WYOY-F >	3 WMSI-F	3 WMSI-F	3 WJMI-F	3 WMSI-F
4 WMSI-F	3 WYOY-F >>	4 WYOY-F >	4 WYOY-F	3 WQJQ-F	4 WFMN-F	4 WTYX-F	3 WYOY-F	3 WKXI-F	4 WKXI-F	3 WTYX-F
4 WHJT-F	5 WDBT-F	5 WQJQ-F	5 WDBT-F	5 WYOY-F	4 WUSJ-F	5 WFMN-F	3 WFMN-F	5 WTYX-F	5 WTYX-F >	
4 WKXI-F >>	5 WSTZ-F	5 WSTZ-F >>>	6 WQJQ-F >	6 WTYX-F	4 WTYX-F	5 WDBT-F	3 WTYX-F	6 WYOY-F >	6 WQJQ-F	
			7 WSTZ-F	7 WDBT-F	4 WDBT-F >>		3 WDBT-F	7 WFMN-F	7 WUSJ-F	
			7 WTYX-F	7 WJKK-F			3 WKXI-F >>	7 WUSJ-F	7 WJDX	
			7 WUSJ-F	7 WMGO				9 WDBT-F	9 WJYS-F	
			7 WMGO					9 WQJQ-F	9 WJNT	
			7 WJKK-F						9 WFMN-F	

Other Rated Stations	Metro Share	Cume Rating	TSA AQH Cume
WHJT-F	REL-CC	93.5	Clinton 1.7 4.4 9 169
WJDX	SPRIS	620	Jackson 1.5 5.7 14 257
WJNT	T/N	1180	Pearl 1.5 5.5 12 266
WRJH-F	REL	97.7	Brandon 0.9 3.0 6 140
WSLI	SPRIS	930	Jackson 0.6 2.2 3 107
WJYS-F	O	105.9	Pickens 1.5 4.8 20 280

JACKSON, MS

Consolidation Report	12+	25-54	Revenue	Format Performance	AM	FM	Total	%	Yr. Ago
Clear Channel	28.9 %	31.8 %	43.2 %	AC	0 (0)	0 (0)	0 (0)	0.0 %	0.0 %
WDBT-FM, WJDX-AM, WMSI-FM, WQJQ-FM, WSTZ-FM, WZR-AM				AOR/Classic/NR	0 (0)	29 (1)	29 (1)	6.8 %	9.7 %
Inner City, pend.	24.7 %	21.2 %	30.7 %	Black/Urban	0 (0)	135 (3)	135 (3)	31.6 %	28.7 %
WJMI-FM, WKXI-AM, WKXI-FM, WOAD-AM, WYJS-FM				CHR	0 (0)	54 (2)	54 (2)	12.6 %	11.9 %
New South	9.8 %	10.9 %	9.5 %	Classical	0 (0)	0 (0)	0 (0)	0.0 %	0.0 %
WIIN-AM, WJKK-FM, WUSJ-FM, WYOY-FM				Country	0 (0)	67 (2)	67 (2)	15.7 %	14.9 %
Proteus	6.1 %	6.3 %	6.7 %	Full Service	0 (0)	0 (0)	0 (0)	0.0 %	0.0 %
WTYX-FM, WVIV-FM				Hispanic	0 (0)	0 (0)	0 (0)	0.0 %	0.0 %
	69.5 %	70.2 %	90.1 %	Jazz	0 (0)	0 (0)	0 (0)	0.0 %	0.0 %
				News/Talk	8 (1)	10 (1)	18 (2)	4.2 %	6.2 %
				Oldies	0 (0)	29 (2)	29 (2)	6.8 %	3.1 %
				Others/Unknown	0 (0)	0 (0)	0 (0)	0.0 %	0.0 %
				Religion/Gospel	47 (3)	14 (2)	61 (5)	14.3 %	15.5 %
				Soft AC	0 (0)	11 (1)	11 (1)	2.6 %	4.6 %
				Sports	11 (2)	0 (0)	11 (2)	2.6 %	1.8 %
				Standards/EZ	0 (0)	12 (1)	12 (1)	2.8 %	3.8 %
				Totals	66 (6)	361 (15)	427 (21)		

AM Stations

Station	Freq	Power	Format	Comments	City
WMGO	1370	1 kw/0.028 kw	Black Gospel	Westwd \$ NA ---	Canton
WOAD	1300	5 kw/1 kw	Black Gospel	AURN, ABC, Westwd \$<20.00 Ctr Chnl	Jackson
WZR-AM	1590	5 kw/1 kw (DA-N)	Black Gospel	AURN \$<20.00 D&R	Jackson

FM Stations

Station	Freq	Power	Format	Comments	City
WDBT	95.5	100 kw @ 1059	CHR	\$24.00 Katz Clear Channel	Jackson
WFMN	97.3	19.68 kw @ 367	Talk	ABC, Westwd, CBS \$ NA ---	Flora
WJKK	98.7	100 kw @ 945	Soft AC	Westwd \$<20.00 Mc-Guild New South	Vicksburg
WJMI	99.7	100 kw @ 1059	Black	ABC, AURN \$55.00 Ctr Chnl Inner City, pend.	Jackson
WKXI	107.5	100 kw @ 951	Black AC	ABC, AURN \$27.00 Ctr Chnl Inner City, pend.	Magee
WMSI	102.9	100 kw @ 1801	Country	ABC \$85.00 Mc-Guild Clear Channel	Jackson
WQJQ	105.1	100 kw @ 981	Black Oldies	CNN, Westwd, ABC \$ NA ---	Kosciusko
WSTZ	106.7	100 kw @ 1063	AOR	\$50.00 Katz Clear Channel	Vicksburg
WTYX	94.7	100 kw @ 1115	Classic Hits	\$30.00 Christal Proteus	Jackson
WUSJ	96.3	100 kw @ 1410	Country	\$40.00 --- New South	Jackson
WVIV	93.9	6 kw @ 282	Standards	ABC, Westwd \$<20.00 Christal Proteus	Pearl
WYOY	101.7	50 kw @ 456	CHR	\$<20.00 Mc-Guild New South	Gluckstadt

Notes: 8/00 WRJH-F (97.7; Brandon) changed from Gospel to Black as "Extreme 97.7"

JACKSONVILLE

Arbitron Rank: 51 Pop (12+): 912,300
 MSA Rank: 56
 MSA Pop: 1,090,000
 DMA: 53
 Average Persons Rating: 14.8
 Market TSL in Hours: 19.75

Stations: 27 / 26
 Diaries: 1,966 / 464:1 / 49.1%
 Sample Target: 2,040
 % Below Line: 0.6
 % Not Listed: 13.9
 Pop per Station: 35,088

Last Year's Revenue: \$50,100,000
 Household Income: \$43,690
 Total Retail Sales: \$11.6 Bil.
 #1 Biller: WFYV-F \$7,400,000
 #1 Billing Portfolio
 Cox Radio \$22,590,000

12+ Metro	Format	Spring 00 1/4 Share	Win 00	Fall 99	Sum 99	Spg 99	4-Book Avg.	12+ Metro Cume / Rtg.	Fall 99	Spg 99	12+ TSA AQH / Cume	Revenue Level
1 WJBT-F	CHR	109 / 8.1	9.6	10.4	9.1	9.6	9.3	2131 / 23.4	25.1	24.1	133 / 2554	G WJBT-F
2 WFYV-F	AOR	106 / 7.8	8.7	7.4	8.4	8.9	8.1	1354 / 14.8	14.6	17.4	136 / 1705	H WFYV-F
3 WSOL-F	BIAC	103 / 7.6	6.2	7.7	8.2	8.1	7.4	1192 / 13.1	13.2	12.9	125 / 1488	E WSOL-F
4 WJBT-F	B	99 / 7.3	7.7	6.0	5.5	5.6	6.6	1353 / 14.8	13.9	13.0	101 / 1399	D WJBT-F
5 WKQL-F	O	96 / 7.1	5.2	6.7	5.7	5.0	6.2	1403 / 15.4	16.1	15.3	107 / 1581	E WKQL-F
6 WQIK-F	C	89 / 6.6	7.0	6.5	6.9	8.4	6.7	1351 / 14.8	16.3	16.6	112 / 1675	F WQIK-F
7 WEJZ-F	SAC	83 / 6.1	5.7	6.1	6.4	6.1	6.1	1250 / 13.7	15.2	14.7	90 / 1365	F WEJZ-F
8 WROO-F	C	67 / 5.0	5.9	4.9	4.9	5.7	5.2	954 / 10.5	12.6	13.5	72 / 1054	F WROO-F
9 WOKV	NT	66 / 4.9	4.0	4.4	4.9	3.5	4.5	853 / 9.4	10.1	7.6	69 / 940	D WOKV
10 WPLA-F	AOR-NR	60 / 4.4	5.6	4.4	5.8	5.0	5.1	1073 / 11.8	13.1	13.2	68 / 1233	D WPLA-F
11 WZAZ	B/G	52 / 3.8	3.5	2.5	3.6	2.8	3.4	580 / 6.4	5.7	6.5	52 / 586	A WZAZ
12 WFSJ-F	CHR	47 / 3.5	2.3	3.2	2.1	3.4	2.8	1035 / 11.3	8.7	7.0	48 / 1080	C WFSJ-F
13 WBGH-AF	REL-CC	33 / 2.4	2.2	1.7	1.4	1.4	1.9	511 / 5.6	4.8	4.5	33 / 511	A WBGH-AF
14 WXGTV-F	B/O	32 / 2.4	1.4	0.7	0.7	0.5	1.3	457 / 5.0	1.9	1.1	34 / 493	C WXGTV-F
15 WMMX-F	AC	28 / 2.1	2.8	1.9	3.2	3.1	2.5	706 / 7.7	9.0	9.3	31 / 803	D WMMX-F
16 WYRR-F	CL HITS	15 / 1.1	1.9	1.5	1.6	1.5	1.5	409 / 4.5	4.3	5.9	23 / 528	B WYRR-F
17 WCGL	REL	14 / 1.0	1.3	1.3	0.6	1.2	1.1	223 / 2.4	2.3	2.4	14 / 224	WCGL

12+ FM Share (Metro): 84.52% (983 of 1163) (Spring 99: 86.17%)

Teens	18-34	18-49	25-49	25-54	35+	12+ AMD	12+ Mid	12+ PMD	12+ Eve	12+ Wknd
1 WJBT-F >	1 WJBT-F	1 WFYV-F	1 WFYV-F	1 WFYV-F	1 WKQL-F	1 WFYV-F	1 WOKV <	1 WAPE-F <	1 WJBT-F	1 WJBT-F
2 WAPE-F <	2 WAPE-F <	2 WAPE-F <	2 WAPE-F	2 WSOL-F <	2 WQIK-F <	2 WSOL-F <	2 WKQL-F <	2 WJBT-F <	2 WSOL-F	2 WAPE-F <
3 WFSJ-F >	3 WFYV-F	3 WSOL-F	2 WSOL-F	3 WKQL-F <	3 WSOL-F <	3 WAPE-F	3 WEJZ-F <	3 WSOL-F <	3 WAPE-F	3 WKQL-F <
4 WPLA-F >>	4 WPLA-F	4 WJBT-F	4 WKQL-F <	4 WAPE-F	4 WEJZ-F	4 WQIK-F	4 WFYV-F <	4 WFYV-F <	4 WEJZ-F <	4 WSOL-F
	5 WSOL-F	5 WPLA-F <	5 WEJZ-F	5 WEJZ-F	5 WFYV-F <	5 WKQL-F <	5 WAPE-F <	5 WKQL-F	5 WFYV-F <	5 WQIK-F
	6 WROO-F <	6 WKQL-F <	6 WROO-F	6 WQIK-F <	6 WOKV >	6 WROO-F <	6 WQIK-F	6 WQIK-F <	6 WFSJ-F <	6 WZAZ <
	7 WFSJ-F	7 WEJZ-F	7 WQIK-F <	7 WROO-F	7 WAPE-F <	7 WEJZ-F	7 WSOL-F <	7 WEJZ-F <	7 WPLA-F	7 WFYV-F <
		8 WPLA-F	8 WPLA-F	8 WOKV <	8 WZAZ <	8 WJBT-F <	8 WJBT-F <	8 WPLA-F	8 WZAZ <	8 WEJZ-F <
		9 WQIK-F	8 WJBT-F	9 WJBT-F <	9 WROO-F >	9 WOKV	9 WROO-F	9 WROO-F	9 WQIK-F <	9 WROO-F <
						10 WZAZ	10 WPLA-F	10 WFSJ-F	10 WKQL-F	10 WPLA-F
								10 WOKV		

Wom 18-24	Wom 18-34	Wom 25-34	Wom 18-49	Wom 25-54	Men 18-24	Men 18-34	Men 25-34	Men 18-49	Men 25-54	12+ Ovrnlt
1 WJBT-F >	1 WAPE-F	1 WAPE-F >	1 WAPE-F	1 WAPE-F <	1 WJBT-F >	1 WFYV-F <	1 WFYV-F >	1 WFYV-F >	1 WFYV-F >	1 WJBT-F >
2 WAPE-F >	2 WJBT-F >	2 WSOL-F	2 WSOL-F >	2 WSOL-F	2 WPLA-F <	2 WJBT-F >	2 WJBT-F	2 WJBT-F	2 WKQL-F	2 WSOL-F
3 WFSJ-F	3 WSOL-F	3 WROO-F	3 WEJZ-F <	3 WEJZ-F <	3 WFYV-F >	3 WPLA-F	3 WPLA-F	3 WSOL-F <	3 WSOL-F	3 WAPE-F
3 WROO-F	3 WROO-F	4 WFYV-F	4 WJBT-F	4 WKQL-F	4 WAPE-F	4 WAPE-F >	3 WAPE-F	4 WAPE-F <	4 WAPE-F	4 WFSJ-F
3 WPLA-F	5 WPLA-F	4 WJBT-F	4 WROO-F	5 WZAZ	4 WFSJ-F >	5 WSOL-F <	5 WSOL-F	5 WPLA-F	5 WQIK-F <	5 WEJZ-F
	6 WFSJ-F	6 WPLA-F	6 WZAZ <	5 WQIK-F <		6 WFSJ-F	6 WEJZ-F	6 WKQL-F >	6 WOKV	
	7 WFYV-F	6 WZAZ	7 WQIK-F	7 WROO-F			7 WOKV	7 WROO-F <	6 WJBT-F <	
	7 WKQL-F		7 WKQL-F	8 WFYV-F			7 WROO-F	8 WOKV <	8 WEJZ-F	
			9 WFYV-F <	9 WBGH-AF					8 WPLA-F <	

Other Rated Stations	Metro Share	Cume Rating	TSA AQH Cume				
WJOC	15	SPRIS	1420 St Augustine	0.5	0.6	7	53
WJAL	SPRIS	600	Jacksonville	0.7	2.8	12	282
WFOY	T	1240	St Augustine	0.4	0.9	7	61
WJAY	ST	1220	Arlington	0.4	1.0	6	92
WJXR-F	T	921	Macclenny	0.5	1.7	8	167
WJZS	SPRIS	930	Jacksonville	0.7	2.4	9	219
WJVE	8.3	1260	Jacksonville	0.7	1.5	11	140

Other Rated Stations--Outside Market	Metro Share	Cume Rating	TSA AQH Cume				
WFKS-F	ACCHR	999	Palatka, FL	0.6	3.6	17	489

JACKSONVILLE

Consolidation Report	12+	25-54	Revenue	Format Performance	AM	FM	Total	%	Yr. Ago
Clear Channel	35.1 %	32.3 %	38.4 %	AC	0 (0)	36 (2)	36 (2)	3.1 %	4.4 %
WFSJ-FM, WJBT-FM, WNZS-AM, WPLA-FM, WQIK-FM, WROO-FM, WSOL-FM				AOR/Classic/NR	0 (0)	166 (2)	166 (2)	14.3 %	18.5 %
Cox Radio	30.7 %	36.4 %	45.1 %	Black/Urban	0 (0)	234 (4)	234 (4)	20.1 %	16.2 %
WAPE-FM, WBWL-AM, WFYV-FM, WKQL-FM, WMXQ-FM, WOKV-AM				CHR	0 (0)	156 (2)	156 (2)	13.4 %	11.3 %
Renda	7.2 %	8.6 %	10.5 %	Classical	0 (0)	0 (0)	0 (0)	0.0 %	0.0 %
WEJZ-FM, WWRR-FM				Country	0 (0)	156 (2)	156 (2)	13.4 %	17.2 %
	73.0 %	77.3 %	94.0 %	Full Service	0 (0)	0 (0)	0 (0)	0.0 %	0.0 %
				Hispanic	0 (0)	0 (0)	0 (0)	0.0 %	0.0 %
				Jazz	0 (0)	0 (0)	0 (0)	0.0 %	4.0 %
				News/Talk	79 (3)	8 (1)	87 (4)	7.5 %	5.5 %
				Oldies	0 (0)	111 (2)	111 (2)	9.5 %	7.6 %
				Others/Unknown	0 (0)	0 (0)	0 (0)	0.0 %	0.0 %
				Religion/Gospel	76 (3)	33 (1)	109 (4)	9.4 %	5.8 %
				Soft AC	0 (0)	83 (1)	83 (1)	7.1 %	7.1 %
				Sports	19 (2)	0 (0)	19 (2)	1.6 %	2.0 %
				Standards/EZ	6 (1)	0 (0)	6 (1)	0.5 %	0.5 %
				Totals	180 (9)	983 (17)	1163 (26)		

AM Stations

Station	Freq	Power	Day	Format	AM	NA	Other	City
WCGL	1360	5 kw	Days	Religion	AURN	\$ NA	--	Jacksonville
WOKV	690	50 kw/10 kw	(DA-N)	News/Talk	AMFM, CNN	\$53.00	Mc-Guild Cox Radio	Jacksonville
WZAZ	1400	1 kw		Black Gospel	ABC	\$15.00	Eastman In Trust	Jacksonville
WZNZ	1460	5 kw	(DA-N)	Simul. WBGB-F				Jacksonville

FM Stations

Station	Freq	Power	Day	Format	AM	NA	Other	City
WAPE	95.1	100 kw	@ 984	CHR		\$82.00	Christal Cox Radio	Jacksonville
WBGB	106.5	6 kw	@ 328	Contemp Chnstian	Westwd	\$ NA	Clr Chnl Concord	Ponte Verde
WEJZ	96.1	100 kw	@ 984	Soft AC		\$80.00	Katz Renda	Jacksonville
WFSJ	97.9	50 kw	@ 482	Dance CHR		\$22.00	Clr Chnl Clear Channel	St. Augustine
WFYV	104.5	100 kw	@ 1014	AOR		\$115.00	Chnstal Cox Radio	Jacksonville
WJBT	92.7	6 kw	@ 300	Black		\$39.00	Clr Chnl Clear Channel	Green Cove Springs
WKQL	96.9	100 kw	@ 1014	Oldies	AP	\$59.00	Christal Cox Radio	Jacksonville
WMXQ	102.9	100 kw	@ 1014	AC		\$56.00	Chnstal Cox Radio	Jacksonville
WPLA	93.3	50 kw	@ 463	AOR-New Rock		\$40.00	Clr Chnl Clear Channel	Callahan
WQIK	99.1	100 kw	@ 1014	Country	ABC	\$125.00	Eastman Clear Channel	Jacksonville
WROO	107.3	100 kw	@ 705	Country		\$60.00	Clr Chnl Clear Channel	Jacksonville
WSOL	101.5	100 kw	@ 1463	Black AC	ABC	\$48.00	Clr Chnl Clear Channel	Brunswick, GA
WWRR	100.7	36 kw	@ 1463	Classic Hits		\$ NA	Mc-Guild Renda	Brunswick, GA
WXGV	105.3	3.9 kw	@ 410	Black Oldies		\$ NA	D&R Mondosphere	Fernandina Beach
WYGV	105.5	12 kw	@ 410	Simul. WXGV-F				St. Augustine Beach

Notes: WOKV revenue level does not include approx. \$3,000,000 in NFL football revenue . . . 4/00 WZNZ (1460) changed from News to simulcasting Contemp. Chnstian WBGB-F 7/00 WFSJ-F changed calls to WFKS-F ("Kiss"); remains CHR

JOHNSON CITY-KINGSPORT-BRISTOL

Arbitron Rank: 96 Pop (12+): 401,900	Stations: 23 / 20	Last Year's Revenue: \$15,700,000
MSA Rank: 109	Diaries: 1,512 / 266:1 / 59.4%	Household Income: \$34,909
MSA Pop: 467,000	Sample Target: 1,470	Total Retail Sales: \$4.3 Bil
DMA: 98	% Below Line: 2.8	#1 Biller: WXBQ-AF \$5,300,000
Average Persons Rating: 14.0	% Not Listed: 16.2	#1 Billing Portfolio
Market TSL in Hours: 18.75	Pop per Station: 20,095	Bristol \$6,090,000

12+ Metro	Format	Spring 00 1/4 Share	Win 00	Fall 99	Sum 99	Spq 99	4-Book Avg.	12+ Metro Cume / Rtg.	Fall 99	Spq 99	12+ TSA AQH / Cume	Revenue Level		
1	WXBQ-F	C	106 / 18.9	20.6	19.4	20.4	21.2	19.8	1294 / 32.2	34.9	36.9	142 / 1937	G	WXBQ-F
2	WQUT-F	AOR/CL	72 / 12.8	11.1	9.9	13.5	11.5	11.8	927 / 23.1	21.7	22.0	98 / 1414	E	WQUT-F
3	WAEZ-F	CHR	54 / 9.6	12.0	11.9	10.8	10.6	11.1	893 / 22.2	23.2	22.7	70 / 1236	B	WAEZ-F
4	WTFM-F	AC	46 / 8.2	9.1	8.8	9.8	10.4	9.0	849 / 21.1	19.2	21.5	60 / 1177	D	WTFM-F
5	WRZK-F	AOR	26 / 4.6	2.9	4.6	4.8	4.2	4.2	510 / 12.7	10.8	11.1	32 / 632	A	WRZK-F
6	WGOC	C/O	23 / 4.1	4.0	2.7	3.5	4.5	3.6	311 / 7.7	6.8	7.4	24 / 363	A	WGOC
7	WXIS-F	CHR/B	22 / 3.9	3.6	0.9	1.1	1.6	2.4	373 / 9.3	4.7	5.1	33 / 521		WXIS-F
8	WKOS-F	O	19 / 3.4	4.6	4.0	5.7	4.2	4.4	418 / 10.4	10.8	11.2	19 / 444	B	WKOS-F
9	WJCW	N/T	16 / 2.9	3.6	3.3	3.0	3.7	3.2	296 / 7.4	9.3	9.5	17 / 324	B	WJCW
10	WXBQ	T	11 / 2.0	1.3	1.1	0.9	1.4	1.3	227 / 5.7	3.5	3.0	11 / 246		WXBQ
11	WETB	G	10 / 1.8	0.9	1.5	1.1	0.7	1.3	147 / 3.7	3.5	2.4	12 / 191		WETB
12	WMEV-F	C	9 / 1.6	2.2	2.2	1.1	2.3	1.8	178 / 4.4	4.5	4.2	36 / 491		WMEV-F
12	WKPT-AA	ST/EZ	9 / 1.6	1.3	2.0	2.0	1.8	1.7	156 / 3.9	4.1	4.8	9 / 165		WKPT-AA
12	WIVK-F	C	9 / 1.6	0.9	1.3	1.4	1.6	1.3	150 / 3.7	3.8	3.1	32 / 558		WIVK-F

12+ FM Share (Metro): 81.28% (382 of 470) (Spring 99: 81.21%)

Teens	18-34	18-49	25-49	25-54	35+	12+ AMD	12+ Mid	12+ PMD	12+ Eve	12+ Wknd
1 WAEZ-F	1 WAEZ-F	1 WQUT-F	1 WQUT-F	1 WXBQ-F <	1 WXBQ-F >>	1 WXBQ-F	1 WXBQ-F >	1 WXBQ-F	1 WXBQ-F <	1 WXBQ-F >
1 WXS-F >>	2 WQUT-F	2 WXBQ-F	2 WXBQ-F >	2 WQUT-F >	2 WQUT-F >	2 WQUT-F >>	2 WQUT-F	2 WQUT-F	2 WQUT-F <	2 WQUT-F <
3 WRZK-F	3 WXBQ-F	3 WAEZ-F >	3 WTFM-F	3 WTFM-F	3 WTFM-F >	3 WAEZ-F <	3 WTFM-F <	3 WAEZ-F <	3 WAEZ-F >	3 WAEZ-F >
4 WXBQ-F	4 WRZK-F	4 WTFM-F >	3 WAEZ-F >	4 WAEZ-F >	4 WGOC	4 WTFM-F >	4 WAEZ-F >	4 WTFM-F >	4 WXIS-F	4 WTFM-F >
4 WQUT-F >>>	5 WTFM-F	5 WRZK-F >	5 WRZK-F >	5 WRZK-F	5 WAEZ-F	5 WRZK-F	5 WJCW	5 WRZK-F	5 WTFM-F	5 WGOC <
			6 WKOS-F >	6 WKOS-F >	5 WKOS-F <	6 WGOC >	6 WGOC	6 WXIS-F <	6 WRZK-F >	6 WXIS-F <
					7 WJCW >		7 WRZK-F	7 WKOS-F	7 WRZK-F	7 WRZK-F
							8 WKOS-F			8 WKOS-F >

Wom 18-24	Wom 18-34	Wom 25-34	Wom 18-49	Wom 25-54	Men 18-24	Men 18-34	Men 25-34	Men 18-49	Men 25-54	12+ Ovrnite
1 WAEZ-F >>>	1 WAEZ-F >>	1 WAEZ-F >	1 WXBQ-F	1 WXBQ-F >	1 WAEZ-F >	1 WQUT-F >	1 WQUT-F >>>	1 WQUT-F >>	1 WQUT-F >	1 WXBQ-F >
2 WXS-F	2 WTFM-F	2 WTFM-F	2 WAEZ-F	2 WTFM-F	2 WRZK-F	2 WRZK-F <	2 WRZK-F	2 WXBQ-F >	2 WXBQ-F >>	2 WAEZ-F
3 WXBQ-F	2 WXBQ-F	3 WXBQ-F	3 WTFM-F	3 WQUT-F <	3 WQUT-F	3 WAEZ-F	2 WXBQ-F >	3 WAEZ-F <	3 WRZK-F <	3 WQUT-F <
4 WTFM-F >>>	4 WQUT-F	4 WQUT-F	4 WQUT-F >>	4 WAEZ-F >>	4 WXIS-F	4 WXBQ-F >>	4 WAEZ-F >>	4 WRZK-F >	4 WAEZ-F	4 WTFM-F
	4 WXIS-F >	5 WRZK-F >>>	5 WXS-F >	5 WKOS-F >	4 WXBQ-F >	5 WXS-F		5 WTFM-F >	5 WTFM-F	5 WXIS-F
									6 WKOS-F	

Other Rated Stations				Metro Share	Cume Rating	TSA AQH	Cume	Other Rated Stations--Outside Market				Metro Share	Cume Rating	TSA AQH	Cume
WABN-F	CHR	927	Abingdon, VA	0.5	2.1	3	96	WIMZ-F	AOR/CL	103.5	Knoxville	0.7	3.0	28	453
WENB	C	1420	Erwin, TN	1.1	1.6	6	63	WMYU-F	O	102.1	Sevierville, TN	0.5	1.3	12	224
WFRF-F	C	1043	Surgonsville, TN	0.5	1.8	3	80								
WVQ-F	C	949	Greenville, TN	1.1	4.1	21	352								
WPGS	G	1370	Rogersville	1.1	2.0	6	81								
WZAF	REL	690	Bristol, VA	1.2	2.5	8	132								

JOHNSON CITY-KINGSPORT-BRISTOL

Consolidation Report	12+	25-54	Revenue	Format Performance	AM	FM	Total	%	Yr. Ago
Bristol WABN-AM, WABN-FM, WAEZ-FM, WEZG-FM, WXBQ-AM, WXBQ-FM	31.0 %	30.2 %	38.8 %	AC	0 (0)	46 (1)	46 (1)	9.8 %	11.7 %
Citadel WGOC-AM, WJCW-AM, WKIN-AM, WKOS-FM, WQUT-FM	23.2 %	26.8 %	30.0 %	AOR/Classic/NR	0 (0)	102 (3)	102 (3)	21.7 %	19.4 %
Holston Valley WKPT-AM, WKTP-AM, WMEV-FM, WOPI-AM, WTFM-FM	11.4 %	13.8 %	15.3 %	Black/Urban	0 (0)	0 (0)	0 (0)	0.0 %	0.0 %
				CHR	0 (0)	79 (3)	79 (3)	16.8 %	14.1 %
				Classical	0 (0)	0 (0)	0 (0)	0.0 %	0.0 %
				Country	29 (2)	133 (5)	162 (7)	34.5 %	38.0 %
				Full Service	0 (0)	0 (0)	0 (0)	0.0 %	0.0 %
				Hispanic	0 (0)	0 (0)	0 (0)	0.0 %	0.0 %
				Jazz	0 (0)	0 (0)	0 (0)	0.0 %	0.0 %
				News/Talk	27 (2)	0 (0)	27 (2)	5.7 %	6.7 %
				Oldies	0 (0)	22 (2)	22 (2)	4.7 %	4.7 %
				Others/Unknown	0 (0)	0 (0)	0 (0)	0.0 %	0.0 %
				Religion/Gospel	23 (3)	0 (0)	23 (3)	4.9 %	3.1 %
				Soft AC	0 (0)	0 (0)	0 (0)	0.0 %	0.0 %
				Sports	0 (0)	0 (0)	0 (0)	0.0 %	0.0 %
				Standards/EZ	9 (2)	0 (0)	9 (2)	1.9 %	2.3 %
	65.6 %	70.8 %	84.1 %	Totals	88 (9)	382 (14)	470 (23)		

AM Stations

Station	Power	Time	Format	Parent	City
WETB	790	5 kw/0.072 kw	Gospel	\$10.00	Johnson City
WGOC	640	10 kw/0.81 kw (DA-N)	Classic Country	\$ NA	Blountville, TN
WJCW	910	5 kw/1 kw (DA-N)	News/Talk	CBS, Westwd \$20.00	Johnson City
WKPT	1400	1 kw	Standards/EZ List	ABC \$<20.00	Kingsport
WKTP	1590	1.6 kw/5 kw (DA-2)	Simul. WKPT		Jonesborough, TN
WXBQ	980	5 kw/1 kw (DA-N)	Talk	ABC, Westwd, USA \$ NA	Bristol, VA

FM Stations

Station	Power	Time	Format	Parent	City
WAEZ	99.3	3.6 kw @ 810	CHR	\$<20.00	Elizabethton, TN
WKOS	104.9	2.75 kw @ 492	Oldies	Westwd \$<20.00	Kingsport
WMEV	93.9	100 kw @ 1459	Country	Westwd \$ NA	Marion, VA
WQUT	101.5	100 kw @ 1499	AOR/Classic AOR	Westwd \$52.00	Johnson City
WRZK	105.9	1.5 kw @ 1296	AOR	ABC \$ NA	Colonial Hts.
WTFM	98.5	100 kw @ 1260	AC	ABC \$50.00	Kingsport
WXBQ	96.9	75 kw @ 2240	Country	ABC \$91.00	Bristol, TN
WXIS	103.9	3 kw @ 328	Dance CHR	ABC \$ NA	Erwin

Notes: 8/00 WIKQ-F (94.9; Greenville) changed calls to WPJO-F . . . 8/00 The WAEZ-F calls and CHR format moved to 94.9 (ex-WPJO-F); the WPJO-F calls moved to 99.3

JOHNSTOWN

Arbltron Rank 170 Pop (12+) 200,600	Stations 26 / 14	Last Year's Revenue: \$7,000,000
MSA Rank: 182	Diaries: 676 / 297:1 / 67.2%	Household Income: \$33,615
MSA Pop: 236,000	Sample Target: 680	Total Retail Sales: \$2.1 Bil.
DMA: 96 (w/Altoona)	% Below Line: 15.7	#1 Biller: WMTZ-F \$1,700,000
Average Persons Rating: 16.2	% Not Listed: 13.2	#1 Billing Portfolio
Market TSL in Hours 21.75	Pop per Station: 14,329	Forever \$2,280,000

12+ Metro	Format	Spring 00 1/4 Share	Fall 99	Spg 99	Fall 98	Spg 98	12+ Metro Cume / Rtg	Fall 99	Spg 99	12+ TSA AQH / Cume	Revenue Level	
1	WKYE-F	AC	43 / 13.2	11.3	15.7	13.3	524 / 26.1	23.2	27.7	55 / 713	C	WKYE-F
2	WMTZ-F	C	42 / 12.9	15.4	16.4	16.5	500 / 24.9	25.6	27.9	47 / 607	C	WMTZ-F
3	WGLU-F	CHR	28 / 8.6	9.0	10.1	7.6	453 / 22.6	24.2	22.5	30 / 547	C	WGLU-F
4	WQKK-F	AOR/CL	22 / 6.8	7.3	7.9	8.9	304 / 15.1	17.6	16.3	32 / 441	B	WQKK-F
5	WSGY-F	C	18 / 5.5	3.0	3.3	1.9	152 / 7.6	5.8	6.8	18 / 167	A	WSGY-F
6	WUZI-F	CL HITS	14 / 4.3				192 / 9.6			14 / 204		WUZI-F
6	WSRA-F	SAC	14 / 4.3	3.7	5.6	3.2	172 / 8.6	8.9	11.9	14 / 179	B	WSRA-F
8	WFGY-F	C	13 / 4.0	5.3	5.2	6.7	216 / 10.8	12.1	11.4	43 / 586		WFGY-F
9	WODZ	O	12 / 3.7	1.7	2.3	3.2	175 / 8.7	6.9	6.4	12 / 179		WODZ
10	WDVE-F	AOR	11 / 3.4	5.3	2.0	4.4	184 / 9.2	10.6	6.5	14 / 299		WDVE-F
11	WCRO	VA	10 / 3.1	1.7		1.3	110 / 5.5	2.8		10 / 110		WCRO
12	WQZS-F	CL AOR	9 / 2.8	2.0	1.3	1.0	97 / 4.8	3.9	3.7	9 / 97	A	WQZS-F

12+ FM Share (Metro): 87.23% (246 of 282) (Spring 99: 91.86%)

Teens	18-34	18-49	25-49	25-54	35+	12+ AMD	12+ Mid	12+ PMD	12+ Eve	12+ Wknd	
1	WGLU-F >>>	1 WQKK-F	1 WKYE-F >	1 WKYE-F >	1 WKYE-F >	1 WMTZ-F	1 WMTZ-F	1 WKYE-F	1 WKYE-F	1 WMTZ-F <	1 WMTZ-F <
2	WQKK-F >	2 WKYE-F	2 WGLU-F <	2 WMTZ-F <	2 WMTZ-F	2 WKYE-F >>	2 WKYE-F >	2 WMTZ-F >	1 WMTZ-F >	2 WGLU-F	2 WKYE-F
3	WBZZ-F >>	2 WGLU-F >	3 WQKK-F <	3 WGLU-F	3 WGLU-F	3 WODZ	3 WGLU-F <	3 WGLU-F <	3 WGLU-F	3 WKYE-F	3 WGLU-F
4		4 WMTZ-F >	4 WQKK-F >	4 WQKK-F	4 WUZI-F	3 WSRA-F	4 WSGY-F	4 WQKK-F <	4 WQKK-F >	3 WQKK-F	4 WODZ
5		5 WSGY-F	5 WUZI-F	4 WQKK-F	5 WQKK-F	3 WSGY-F	5 WQKK-F	5 WSRA-F	5 WSGY-F	5 WFGY-F	5 WQKK-F
6		6 WBZZ-F >	6 WDVE-F	6 WDVE-F	6 WDVE-F >	6 WCRO	6 WSRA-F	6 WUZI-F <	5 WUZI-F	6 WSGY-F	6 WSGY-F <
					7 WSGY-F	6 WFGY-F	7 WDVE-F	7 WSGY-F	7 WDVE-F <	6 WUZI-F	7 WFGY-F
					7 WSRA-F		8 WUZI-F	8 WCRO <	8 WSRA-F	6 WNTJ	8 WCRO
								9 WFGY-F	8 WFGY-F		9 WUZI-F

Wom 18-24	Wom 18-34	Wom 25-34	Wom 18-49	Wom 25-54	Men 18-24	Men 18-34	Men 25-34	Men 18-49	Men 25-54	12+ Ovrnite	
1	WGLU-F	1 WKYE-F >	1 WKYE-F >>>	1 WKYE-F >	1 WKYE-F >>	1 WQKK-F >>>	1 WQKK-F >	1 WGLU-F	1 WKYE-F	1 WKYE-F	1 WSGY-F
2	WQKK-F >	2 WGLU-F	2 WMTZ-F	2 WGLU-F	2 WMTZ-F	2 WGLU-F	2 WGLU-F >	2 WQKK-F	1 WQKK-F	2 WDVE-F	2 WGLU-F
3	WKYE-F >>	3 WQKK-F	2 WGLU-F	3 WMTZ-F	3 WGLU-F >	2 WMTZ-F	3 WKYE-F >	3 WGLU-F	3 WGLU-F	3 WMTZ-F	2 WCRO
		4 WMTZ-F >>>	2 WQKK-F >>	4 WQKK-F >	4 WSGY-F	2 WSGY-F	4 WUZI-F	4 WDVE-F >>	3 WDVE-F	3 WUZI-F	4 WMTZ-F >
		5 WSGY-F		5 WSGY-F	4 WSRA-F	2 WUZI-F >>	4 WMTZ-F		3 WMTZ-F	5 WGLU-F	
				5 WSRA-F	4 WQKK-F		4 WDVE-F		6 WUZI-F >>	6 WQKK-F >>>	
				5 WUZI-F			4 WSGY-F >				

Other Rated Stations				Metro Share	Cume Rating	TSA AQH	Cume	Other Rated Stations--Outside Market				Metro Share	Cume Rating	TSA AQH	Cume
WHPA-F	CL HITS	93.5	Barnesboro	1.5	4.4	6	116	WALY-F	O	103.9	Bellwood	0.9	2.9	4	109
WNTJ	N/T	1490	Johnstown	1.8	4.0	6	80	WBXQ-FF	AOR	94.3	Cresson	0.9	5.2	4	159
WVSC	O	990	Somerset	0.9	2.7	3	54	WBZZ-F	CHR	93.7	Pittsburgh	1.5	6.0	13	287
WYSN	ST	1330	Somerset	1.5	3.8	5	76	WFRB-F	C	105.3	Frostburg, MD	1.2	2.2	4	68
								WPHH-F	AC/CHR	96.1	Pittsburgh	0.6	1.5	3	57
								WPRR-F	CHR	100.1	Altoona	0.9	3.3	8	173
								WWSW-F	O	94.5	Pittsburgh	0.9	4.6	6	156
								WXDX-F	AOR-NR	105.9	Pittsburgh	0.6	1.9	3	74
								WZPT-F	CL HITS	100.7	New Kensington	0.6	3.0	2	82

JOHNSTOWN

Consolidation Report	12+	25-54	Revenue	Format Performance	AM	FM	Total	%	Yr. Ago
Dame WGLU-FM, WQKK-FM	15.4 %	15.6 %	27.1 %	AC	0 (0)	45 (2)	45 (2)	16.0 %	18.6 %
Forever WKYE-FM, WODZ-AM, WSGY-FM, WUZI-FM	26.7 %	33.7 %	32.6 %	AOR/Classic/NR	0 (0)	47 (6)	47 (6)	16.7 %	15.5 %
				Black/Urban	0 (0)	0 (0)	0 (0)	0.0 %	0.0 %
				CHR	0 (0)	36 (3)	36 (3)	12.8 %	14.3 %
				Classical	0 (0)	0 (0)	0 (0)	0.0 %	0.0 %
				Country	0 (0)	77 (4)	77 (4)	27.3 %	31.8 %
				Full Service	0 (0)	0 (0)	0 (0)	0.0 %	0.0 %
				Hispanic	0 (0)	0 (0)	0 (0)	0.0 %	0.0 %
				Jazz	0 (0)	0 (0)	0 (0)	0.0 %	0.0 %
				News/Talk	6 (1)	0 (0)	6 (1)	2.1 %	1.9 %
				Oldies	15 (2)	27 (5)	42 (7)	14.9 %	5.0 %
				Others/Unknown	10 (1)	0 (0)	10 (1)	3.5 %	0.0 %
				Religion/Gospel	0 (0)	0 (0)	0 (0)	0.0 %	0.0 %
				Soft AC	0 (0)	14 (1)	14 (1)	5.0 %	7.4 %
				Sports	0 (0)	0 (0)	0 (0)	0.0 %	0.0 %
Standards/EZ	5 (1)	0 (0)	5 (1)	1.8 %	2.7 %				
Totals	42.1 %	49.3 %	59.7 %		36 (5)	246 (21)	282 (26)		

AM Stations

WCRO	1230	1 kw	Variety			--		Johnstown
WODZ	850	10 kw (DA-1)	Oldies	Westwd. ABC	\$<20.00	Christal	Forever	Johnstown

FM Stations

WGLU	92.1	0.58 kw @ 1043	CHR		\$25.00	Mc-Guild	Dame	Johnstown
WKYE	95.5	57 kw @ 1059	AC	Westwd	\$30.00	Christal	Forever	Johnstown
WMTZ	96.5	50 kw @ 489	Country		\$34.00	Clr Chnl	Clear Channel	Johnstown
WQKK	99.1	50 kw @ 500	AOR/Classic		\$20.00	Mc-Guild	Dame	Ebensburg
WQZS	93.3	0.63 @ 934	Classic AOR		\$ NA	Commercial		Meysersdale
WSGY	97.7	3.5 kw @ 430	Country		\$<20.00	--	Forever	Somerset
WSRA	101.7	0.72 kw @ 643	Soft AC	CNN. Westwd	\$<20.00	Dome	WYSN	Central City
WUZI	105.7	3 kw @ 321	Classic Hits		\$ NA	Christal	Forever	Portage

Notes: Other ranked stations -- See Altoona or Pittsburgh . . . 7/00 WGLU-F and WQKK-F swapped facilities: WGLU-F moved from 92.1 to 99.1; WQKK-F, from 99.1 to 92.1

KALAMAZOO

Arbitron Rank 176 Pop (12+) 192,700	Stations 26 / 11	Last Year's Revenue: \$12,500,000
MSA Rank: 115 (w/Battle Creek)	Diaries: 974 / 198:1 / 57.1%	Household Income: \$47,652
MSA Pop: 233,000	Sample Target: 960	Total Retail Sales: \$2.8 Bil
DMA: 38 (w/Grand Rapids)	% Below Line: 27.4	#1 Biller: WRKR-F \$2,400,000
Average Persons Rating: 13.9	% Not Listed: 14.6	#1 Billing Portfolio
Market TSL in Hours 18.50	Pop per Station: 17,518	Cumulus \$5,340,000

12+ Metro	Format	Spring 00 1/4 Share	Fall 99	Spg 99	Fall 98	Spg 98	12+ Metro Cume / Rtg	Fall 99	Spg 99	12+ TSA AQH / Cume	Revenue Level	
1 WKFR-F	CHR	36 / 13.5	11.9	12.6	9.2	10.6	625 / 32.4	31.3	29.9	49 / 953	D	WKFR-F
2 WRKR-F	AOR	28 / 10.5	10.7	9.9	11.2	10.3	417 / 21.7	20.9	20.8	49 / 662	D	WRKR-F
3 WBCT-F	C	24 / 9.0	6.3	8.4	8.5	8.9	314 / 16.3	17.2	16.2	51 / 601		WBCT-F
4 WQLR-F	AC	19 / 7.1	7.1	5.7	7.3	6.5	296 / 15.3	17.2	16.5	29 / 492	D	WQLR-F
4 WFAT-F	AC	19 / 7.1	5.1	8.8	7.7	5.8	313 / 16.2	19.3	18.0	20 / 391	C	WFAT-F
6 WOOD-F	SAC	13 / 4.9	3.6	3.1	3.5	4.1	196 / 10.1	11.6	12.3	25 / 314		WOOD-F
7 WNWN-F	C	11 / 4.1	4.0	3.4	5.4	3.8	147 / 7.6	8.5	10.4	29 / 416	C	WNWN-F
8 WKZO	N/T	10 / 3.7	6.3	3.1	3.8	6.2	240 / 12.5	14.5	12.1	14 / 346	B	WKZO
8 WKMI	T*	10 / 3.7	3.2	4.6	4.2	3.1	162 / 8.4	6.0	9.4	13 / 199	B	WKMI
10 WQXC-F	O	9 / 3.4	4.4	3.1	2.3	3.4	160 / 8.3	9.5	9.5	13 / 251	A	WQXC-F

12+ FM Share (Metro): 85.53% (195 of 228) (Spring 99: 82.57%)

Teens	18-34	18-49	25-49	25-54	35+	12+ AMD	12+ Mid	12+ PMD	12+ Eve	12+ Wknd
1 WKFR-F >>>	1 WKFR-F >	1 WKFR-F	1 WRKR-F	1 WRKR-F	1 WBCT-F <	1 WRKR-F <	1 WRKR-F	1 WKFR-F	1 WKFR-F >>	1 WKFR-F >
	2 WRKR-F	1 WRKR-F >	2 WKFR-F <	2 WKFR-F	2 WRKR-F	2 WKFR-F	2 WKFR-F <	2 WBCT-F <	2 WRKR-F	2 WRKR-F
	3 WFAT-F >	3 WFAT-F	3 WFAT-F <	2 WBCT-F <	3 WQLR-F	3 WBCT-F	3 WBCT-F	3 WRKR-F >	3 WBCT-F	3 WBCT-F
	4 WBCT-F	4 WBCT-F	4 WBCT-F	4 WFAT-F <	4 WOOD-F	3 WQLR-F	4 WFAT-F <	4 WFAT-F	4 WFAT-F	4 WNWN-F
	4 WGRD-F	5 WQLR-F >	5 WQLR-F >>	5 WQLR-F >>	5 WKFR-F	5 WKZO <	5 WQLR-F	5 WOOD-F	4 WQXC-F	4 WFAT-F
	6 WKLO-F	6 WKLO-F	6 WOOD-F	6 WOOD-F	6 WKZO	6 WFAT-F >	6 WKMI	5 WQLR-F	6 WQLR-F	4 WOOD-F
		7 WGRD-F	6 WKMI	6 WKMI	6 WNWN-F	7 WOOD-F	7 WOOD-F >	7 WQXC-F	6 WKZO	4 WQLR-F
				6 WQXC-F	6 WKMI	7 WKLO-F	8 WNWN-F	8 WKMI	6 WOOD-F	8 WKZO
					6 WFAT-F	7 WNWN-F		9 WNWN-F		9 WQXC-F
										9 WAKV

Wom 18-24	Wom 18-34	Wom 25-34	Wom 18-49	Wom 25-54	Men 18-24	Men 18-34	Men 25-34	Men 18-49	Men 25-54	12+ Ovrnite
1 WKFR-F >>>	1 WKFR-F >>	1 WKFR-F	1 WKFR-F >	1 WKFR-F	1 WKFR-F	1 WRKR-F	1 WRKR-F	1 WRKR-F >	1 WRKR-F >	1 WBCT-F
2 WKLO-F >>	2 WFAT-F	2 WFAT-F >	2 WBCT-F	1 WQLR-F	1 WRKR-F >>>	2 WKFR-F >	1 WFAT-F	2 WKFR-F	2 WFAT-F	1 WKFR-F
	2 WBCT-F	3 WBCT-F	3 WQLR-F	1 WBCT-F >		3 WFAT-F >	3 WKFR-F >	3 WFAT-F >	3 WBCT-F	1 WRKR-F
	4 WQLR-F	3 WQLR-F	4 WRKR-F	4 WRKR-F		4 WGRD-F >	4 WBCT-F >>	4 WBCT-F >	4 WKFR-F	4 WQLR-F >
	4 WGRD-F	3 WGRD-F	4 WFAT-F >	4 WFAT-F >		5 WBCT-F		5 WQLR-F	5 WQXC-F	
	4 WKLO-F	3 WRKR-F	6 WOOD-F	6 WOOD-F		5 WZUU-F		5 WKLO-F	5 WKMI	
	4 WRKR-F >>>		7 WNWN-F	7 WNWN-F >		5 WKLO-F >>			5 WQLR-F >>	
			7 WGRD-F							
			7 WKLO-F >							

Other Rated Stations				Metro Share	Cume Rating	TSA AQH Cume	Other Rated Stations--Outside Market				Metro Share	Cume Rating	TSA AQH Cume
WNWN	B/AC	1560	Portage	2.2	3.5	8 78	WAKV	ST	980	Osseo	1.9	1.9	8 46
WQSN	SPRTS	1660	Kalamazoo	0.7	2.2	2 54	WBXX-F	AC	95.3	Battle Creek	0.4	1.8	2 58
WZUU-F	CL AOR	92.3	Allegan	1.9	6.3	7 161	WCUZ-F	C	101.3	Grand Rapids	0.4	1.3	4 95
							WFRN-F	REL-CC	104.7	Elkhart, IN	0.4	1.5	8 181
							WGRD-F	AOR-NR	97.9	Grand Rapids	2.6	11.0	10 317
							WJXQ-F	AOR	106.1	Jackson	1.5	4.7	8 178
							WKLO-F	AOR	94.5	Holland	2.6	8.6	12 251
							WLAV-F	CL AOR	96.9	Grand Rapids	0.4	1.6	3 73
							WODJ-F	O	107.3	Greenville	0.7	1.7	4 72
							WSNX-F	CHR	104.5	Muskegon	0.7	3.9	4 140
							WVTI-F	CHR	96.1	Holland	0.4	1.8	4 136
							WWWK-F	O	104.9	Marshall	0.7	2.4	6 122
							WXIK-F	C	94.1	Jackson	0.7	2.8	3 106

KALAMAZOO

Consolidation Report	12+	25-54	Revenue	Format Performance	AM	FM	Total	%	Yr. Ago
Cumulus WKFR-FM. WKMI-AM. WRKR-FM	27.7 %	28.8 %	42.7 %	AC	0 (0)	39 (3)	39 (3)	17.1 %	20.2 %
				AOR/Classic/NR	0 (0)	52 (6)	52 (6)	22.8 %	21.6 %
Forum WQXC-FM WZUU-FM	5.3 %	6.0 %	2.5 %	Black/Urban	6 (1)	0 (0)	6 (1)	2.6 %	4.1 %
				CHR	0 (0)	39 (3)	39 (3)	17.1 %	16.5 %
Local WKLZ-AM. WKZO-AM WQLR-FM. WQSN-AM	11.5 %	12.1 %	26.2 %	Classical	0 (0)	0 (0)	0 (0)	0.0 %	0.0 %
				Country	0 (0)	38 (4)	38 (4)	16.7 %	15.1 %
Midwest Communications WFAT-FM. WNWN-AM. WNWN-FM	9.3 %	12.1 %	26.1 %	Full Service	0 (0)	0 (0)	0 (0)	0.0 %	0.0 %
				Hispanic	0 (0)	0 (0)	0 (0)	0.0 %	0.0 %
				Jazz	0 (0)	0 (0)	0 (0)	0.0 %	0.0 %
				News/Talk	20 (2)	0 (0)	20 (2)	8.8 %	10.1 %
				Oldies	0 (0)	13 (3)	13 (3)	5.7 %	5.0 %
				Others/Unknown	0 (0)	0 (0)	0 (0)	0.0 %	0.0 %
				Religion/Gospel	0 (0)	1 (1)	1 (1)	0.4 %	0.9 %
				Soft AC	0 (0)	13 (1)	13 (1)	5.7 %	3.7 %
				Sports	2 (1)	0 (0)	2 (1)	0.9 %	0.9 %
				Standards/EZ	5 (1)	0 (0)	5 (1)	2.2 %	1.8 %
				Totals	33 (5)	195 (21)	228 (26)		

AM Stations

WKMI	1360	5 kw/1 kw (DA-N)	Talk	ABC	\$<20.00	--	Cumulus	Kalamazoo
WKZO	590	5 kw (DA-N)	News/Talk	CBS, Westwd, ESPN	\$20.00	Sentry	WQLR-FM/WQSN	Kalamazoo

FM Stations

WFAT	96.5	3.6 kw @ 259	AC		\$32.00	Christal	Midwest	Portage
WKFR	103.3	50 kw @ 483	CHR	Westwd	\$37.00	--	Cumulus	Battle Creek
WNWN	98.5	50 kw @ 469	Country	ABC	\$24.00	Chnstal	Midwest	Coldwater
WQLR	106.5	33 kw @ 600	AC		\$40.00	Sentry	WKZO/WQSN	Kalamazoo
WQXC	100.9	3 kw @ 299	Oldies	AP	\$<20.00	Roslin	WZUU-F	Otsego
WRKR	107.7	50 kw @ 500	AOR	ABC	\$41.00	Katz	Cumulus	Portage

Notes: Other ranked stations -- See Grand Rapids . . . * WKMI was placed "below the line" by Arbitron for a "special station activity": the station's general manager discussed on the air in some detail, Arbitron's procedures for measuring audience

KANSAS CITY

Arbitron Rank: 30 Pop (12+): 1,427,800
 MSA Rank: 29
 MSA Pop: 1,760,000
 DMA: 34
 Average Persons Rating: 15.3
 Market TSL in Hours: 20.25

Stations: 26 / 23
 Diaries: 2,623/ 544:1/ 55.6%
 Sample Target: 2,660
 % Below Line: 1.1
 % Not Listed: 10.9
 Pop per Station: 62,078

Last Year's Revenue: \$85,000,000
 Household Income: \$50,485
 Total Retail Sales: \$19.4 Bil.
 #1 Biller: KCFX-F \$8,950,000
 #1 Billing Portfolio
 Entercom \$31,650,000

12+ Metro	Format	Spring 00 1/4 Share	Win 00	Fall 99	Sum 99	Spg 99	4-Book Avg.	12+ Metro Cume / Rtg.	Fall 99	Spg 99	12+ TSA AQH / Cume	Revenue Level		
1	KPRS-F	B	165 / 7.6	6.4	6.7	6.3	6.3	6.7	1806 / 12.6	11.5	12.4	181 / 2177	H*	KPRS-F
2	KORC-F	AOR	157 / 7.2	6.5	7.1	6.8	7.4	6.9	2204 / 15.4	15.3	17.0	216 / 3166	G	KORC-F
3	KMXV-F	CHR	150 / 6.9	7.2	6.8	7.2	8.5	7.0	3281 / 23.0	22.4	25.6	179 / 4179	H	KMXV-F
4	WDAF	C/F/S	140 / 6.4	6.7	6.6	6.5	6.2	6.6	1646 / 11.5	11.8	10.6	192 / 2307	E	WDAF
5	KMBZ	N/T	122 / 5.6	3.6	4.7	5.4	6.1	4.8	2411 / 16.9	12.8	15.2	135 / 2718	G	KMBZ
6	KFKF-F	C	108 / 4.9	5.9	5.4	5.2	4.6	5.4	1808 / 12.7	14.0	13.5	126 / 2056	H	KFKF-F
7	KBEO-F	C	100 / 4.6	4.6	4.5	6.6	4.4	5.1	1579 / 11.1	12.0	11.8	126 / 2038	G	KBEO-F
8	KCMO-F	O	96 / 4.4	4.2	4.4	5.0	4.6	4.5	1893 / 13.3	14.3	14.0	122 / 2357	F	KCMO-F
9	KCFX-F	CL AOR	91 / 4.2	4.7	5.0	4.3	4.9	4.5	1915 / 13.4	20.6	14.7	108 / 2414	H	KCFX-F
10	KYYS-F	AOR	90 / 4.1	5.1	3.7	5.0	4.4	4.5	1608 / 11.3	9.6	11.4	109 / 1936	G	KYYS-F
11	KUDL-F	SAC	89 / 4.1	5.0	5.1	4.8	5.4	4.7	1862 / 13.0	14.5	15.5	99 / 2155	G	KUDL-F
12	KXTR-F	CL	83 / 3.8	3.4	3.9	3.0	3.6	3.5	1189 / 8.3	8.9	8.5	94 / 1406	B	KXTR-F
13	KCHZ-F	CHR	82 / 3.8	4.2	3.7	2.8	3.1	3.6	2182 / 15.3	13.6	13.5	114 / 2885	C	KCHZ-F
14	KCIY-F	J	75 / 3.4	4.3	4.0	3.4	3.8	3.8	1175 / 8.2	9.3	9.2	82 / 1295	D	KCIY-F
15	KNRX-F	BIAC	71 / 3.3	2.9	2.9	3.6	2.6	3.2	985 / 6.9	7.1	6.9	75 / 1053	C	KNRX-F
16	KSRC-F	AC	69 / 3.2	3.8	4.2	3.5	3.3	3.7	1422 / 10.0	12.3	10.7	79 / 1721	D	KSRC-F
17	KCMO	T	65 / 3.0	3.2	3.3	3.0	3.4	3.1	1234 / 8.6	8.9	9.6	87 / 1561	D	KCMO
18	WHB	SPRTS	59 / 2.7	2.6	1.8	0.4		1.9	937 / 6.6	5.8		65 / 1065	C	WHB
19	KFEZ	ST	37 / 1.7	1.5	0.9	0.6	0.9	1.2	415 / 2.9	2.6	2.7	37 / 423	B	KFEZ
20	KPRT	B/G	36 / 1.6	1.1	1.4	1.2	1.6	1.3	328 / 2.3	3.3	3.4	36 / 328	*	KPRT

12+ FM Share (Metro): 75.13% (1462 of 1946) (Spring 99: 76.50%)

Teens	18-34	18-49	25-49	25-54	35+	12+ AMD	12+ Mid	12+ PMD	12+ Eve	12+ Wknd
1 KCHZ-F <	1 KORC-F	1 KORC-F	1 KORC-F	1 KORC-F	1 WDAF	1 KORC-F <	1 KORC-F	1 KPRS-F <	1 KPRS-F >	1 WDAF
2 KMXV-F >	2 KPRS-F <	2 KPRS-F <	2 KPRS-F <	2 KPRS-F <	2 KMBZ	2 WDAF >	2 KMXV-F <	2 KMXV-F	2 KMBZ	1 KPRS-F <
3 KPRS-F >>>	3 KMXV-F >	3 KMXV-F >	3 KMXV-F	3 KMXV-F	3 KCMO-F <	3 KMXV-F	3 KPRS-F <	3 KORC-F	3 KMXV-F	3 KMXV-F
4 KBEO-F	4 KYYS-F <	4 KYYS-F	4 KYYS-F	4 KYYS-F <	4 KXTR-F <	3 KPRS-F	4 KMBZ <	4 KFKF-F <	4 KCHZ-F	4 KORC-F <
5 KCFX-F <	5 KCFX-F <	5 KCFX-F <	5 KCFX-F <	5 KCFX-F <	5 KFKF-F <	5 KFKF-F <	5 WDAF <	5 KBEO-F <	5 KORC-F	5 KMBZ
6 KFKF-F	6 KBEO-F <	6 KFKF-F <	6 KFKF-F <	6 KFKF-F <	6 KUDL-F <	6 KBEO-F <	6 KFKF-F	6 KCMO-F <	6 KNRX-F	6 KFKF-F <
7 KCHZ-F <	7 KFKF-F	7 KBEO-F <	7 KBEO-F <	7 KCIY-F	7 KCIY-F	7 KYYS-F <	7 KCFX-F <	7 WDAF <	7 KCIY-F <	7 KCMO-F
8 KSRC-F	8 KUOL-F <	8 KUOL-F <	8 KMBZ <	7 KPRS-F <	8 KMBZ <	8 KMBZ <	8 KCMO-F <	8 KYYS-F	8 KXTR-F <	7 KCFX-F <
8 WHB <	9 KCMO-F <	9 KMBZ <	9 KBEO-F <	9 KYYS-F <	9 KCMO-F <	9 KYYS-F	9 KYYS-F	8 KCHZ-F	9 KUDL-F	9 KCHZ-F
	10 KMBZ	10 KCMO-F <	10 KUDL-F <	10 KNRX-F <	10 KUDL-F	9 KBEO-F <	8 KMBZ <	9 WDAF	9 WDAF	9 KBEO-F
	10 KSRC-F							9 KCFX-F <		

Wom 18-24	Wom 18-34	Wom 25-34	Wom 18-49	Wom 25-54	Men 18-24	Men 18-34	Men 25-34	Men 18-49	Men 25-54	12+ Ovrnite
1 KMXV-F	1 KMXV-F	1 KMXV-F	1 KMXV-F <	1 KMXV-F <	1 KORC-F >>	1 KORC-F >>	1 KORC-F >>	1 KORC-F >	1 KORC-F >	1 KCMO <
1 KPRS-F >	2 KPRS-F >	2 KPRS-F	2 KPRS-F >	2 KPRS-F <	2 KPRS-F	2 KPRS-F	2 WHB <	2 KYYS-F <	2 KYYS-F <	2 KPRS-F
3 KCHZ-F >	3 KBEO-F	3 KSRC-F	3 KBEO-F <	3 KUDL-F <	3 KMXV-F	3 KMXV-F	3 KPRS-F <	3 KPRS-F	3 KMBZ <	3 KMXV-F <
4 KORC-F	3 KORC-F <	3 KBEO-F <	4 KUDL-F <	4 KBEO-F	4 KBEO-F	4 WHB	4 KMXV-F	4 KCFX-F	4 WHB <	4 WDAF
5 KBEO-F	5 KSRC-F <	5 KORC-F	5 KSRC-F	4 KSRC-F	5 KCFX-F	5 KCFX-F <	5 KYYS-F <	4 WHB	5 KCFX-F	5 KNRX-F
6 KSRC-F	6 KCHZ-F	6 KFKF-F	6 KCFX-F	6 KCMO-F	5 KCHZ-F	6 KYYS-F	6 KMBZ <	4 KMBZ <	6 KPRS-F <	6 KORC-F <
6 KCFX-F	7 KFKF-F	7 KCFX-F	6 KORC-F <	7 KFKF-F	5 KCMO-F >>	7 KFKF-F <	7 KCFX-F	7 KMXV-F	7 KFKF-F	7 KCHZ-F <
		8 KCHZ-F	8 KFKF-F <	8 KNRX-F <			7 KFKF-F >>	8 KFKF-F	8 KMXV-F <	
			9 KCHZ-F <	9 KCFX-F <				9 KBEO-F <	9 KCMO-F <	
			10 KCMO-F	10 KORC-F					10 KCIY-F <	

Other Rated Stations				Metro Share	Cume Rating	TSA AQH Cume	Other Rated Stations--Outside Market				Metro Share	Cume Rating	TSA AQH Cume		
KCCV-F	REL	92.3	Olathe, KS	0.6	2.4	15	402	KLZR-F	CHR	105.9	Lawrence, KS	0.5	4.4	28	1119
KPHN	N/T	1190	Kansas City	0.7	2.2	15	317	KMZU-F	C	100.7	Carrollton, MO	0.5	0.6	27	283
KUPN	SP-R	1480	Mission, KS	0.5	1.1	10	155								

KANSAS CITY

Consolidation Report	12+	25-54	Revenue	Format Performance	AM	FM	Total	%	Yr. Ago
CBS/Infinity KBEQ-FM, KFKF-FM, KMXV-FM, KSRC-FM	19.6 %	20.9 %	29.0 %	AC	0 (0)	69 (1)	69 (1)	3.5 %	4.2 %
				AOR/Classic/NR	0 (0)	338 (3)	338 (3)	17.4 %	20.4 %
Entercom KCIY-FM, KKGm-AM, KMBZ-AM, KQRC-FM, KUDL-FM, KXTR-FM, KYYS-FM, WDAF-AM	34.6 %	33.7 %	37.2 %	Black/Urban	0 (0)	236 (2)	236 (2)	12.1 %	9.8 %
				CHR	0 (0)	243 (3)	243 (3)	12.5 %	12.9 %
Local KCTE-AM, WHB-AM	2.7 %	3.7 %	1.4 %	Classical	0 (0)	83 (1)	83 (1)	4.3 %	4.0 %
Susquehanna, pend. KCFX-FM, KCMO-AM, KCMO-FM	7.4 %	7.8 %	19.4 %	Country	0 (0)	220 (3)	220 (3)	11.3 %	10.0 %
				Full Service	140 (1)	0 (0)	140 (1)	7.2 %	6.9 %
Syncom KCHZ-FM, KNRX-FM	7.1 %	6.0 %	3.2 %	Hispanic	10 (1)	0 (0)	10 (1)	0.5 %	0.0 %
				Jazz	0 (0)	75 (1)	75 (1)	3.9 %	4.2 %
	71.4 %	72.1 %	90.2 %	News/Talk	202 (3)	0 (0)	202 (3)	10.4 %	12.1 %
				Oldies	0 (0)	96 (1)	96 (1)	4.9 %	5.1 %
				Others/Unknown	0 (0)	0 (0)	0 (0)	0.0 %	0.0 %
				Religion/Gospel	36 (1)	13 (1)	49 (2)	2.5 %	2.4 %
				Soft AC	0 (0)	89 (1)	89 (1)	4.6 %	5.4 %
				Sports	59 (1)	0 (0)	59 (1)	3.0 %	1.6 %
				Standards/EZ	37 (1)	0 (0)	37 (1)	1.9 %	1.0 %
				Totals	484 (8)	1462 (17)	1946 (25)		

AM Stations

Station	Freq	Power	Format	Company	Revenue	Personnel	Comments	City
KCMO	710	10kw/5 kw (DA-2)	Talk	CBS, WW1, ABC	\$40.00	D&R	Susquehanna, pend.	Kansas City
KFEZ	1340	1 kw	Standards	Jones	\$20.00	--	James Crystal, pend.	Kansas City, KS
KMBZ	980	5 kw (DA-N)	News/Talk	ABC, SBUSA, CBS	\$67.00	Sentry	Entercom	Kansas City
KPRT	1590	1 kw/0.047 kw	Black Gospel	CNN, AURN	\$20.00	Eastman	KPRS-F	Kansas City
WDAF	610	5 kw	Country/Full Service	ABC	\$89.00	D&R	Entercom	Kansas City
WHB	810	50 kw/5 kw (DA-N)	Sports	Westwd	\$ NA	--	KCTE	Kansas City

FM Stations

Station	Freq	Power	Format	Company	Revenue	Personnel	Comments	City
KBEQ	104.3	100 kw @ 987	Country	ABC	\$104.00	Eastman	CBS/Infinity	Kansas City
KCFX	101.1	97 kw @ 994	Classic AOR	Westwd	\$147.00	Christal	Susquehanna, pend.	Harrisonville, MO
KCHZ	95.7	99 kw @ 984	CHR		\$ NA	--	Syncom	Ottawa, KS
KCIY	106.5	100 kw @ 981	Jazz		\$57.00	Allied	Entercom	Liberty, MO
KCMO	94.9	100 kw @ 1057	Oldies		\$70.00	D&R	Susquehanna, pend.	Kansas City
KFKF	94.1	100 kw @ 995	Country		\$140.00	Eastman	CBS/Infinity	Kansas City, KS
KMXV	93.3	100 kw @ 1056	CHR		\$71.00	Katz	CBS/Infinity	Kansas City
KNRX	107.3	100 kw @ 1184	Black AC	ABC	\$35.00	--	Syncom	Lexington, MO
KPRS	103.3	100 kw @ 995	Black	AURN, ABC, WW1	\$79.00	Interep	KPRT	Kansas City
KQRC	98.9	100 kw @ 1057	AOR	ABC	\$77.00	Mc-Guild	Entercom	Leavenworth, KS
KSRC	102.1	100 kw @ 1000	AC		\$87.00	Katz	CBS/Infinity	Kansas City
KUDL	98.1	100 kw @ 995	Soft AC	AP	\$70.00	D&R	Entercom	Kansas City, KS
KXTR	96.5	100 kw @ 984	Classical		\$51.00	Interep	Entercom	Kansas City
KYYS	99.7	100 kw @ 1010	Classic AOR		\$67.00	D&R	Entercom	Kansas City

Notes * KPRS-F revenue level includes KPRT revenue . . . 5/00 KCMO-AF and KCFX-F (including NFL Chiefs rights) sold by Entercom to Susquehanna for \$113,000,000 (Star) . . . 5/00 KFEZ (1340) changed from Standards to Contemp. Christian (REL-CC) as KCKN . . . 8/00 The KXTR calls and Classical format moved from 96.5 to 1250 (ex-KKGM); the 96.5 changed to Modern AC (AC-NR) as KRBZ-F ("The Buzz")

KNOXVILLE

Arbitron Rank: 69	Pop (12+): 567,800	Stations: 26 / 25	Last Year's Revenue: \$32,700,000
MSA Rank: 81		Diaries: 1,748 / 325:1 / 57.7%	Household Income: \$39,169
MSA Pop: 669,000		Sample Target: 1,690	Total Retail Sales: \$9.2 Bil
DMA: 66		% Below Line: 0.5	#1 Biller: WIVK-F \$10,900,000
Average Persons Rating: 14.0		% Not Listed: 13.7	#1 Billing Portfolio
Market TSL in Hours: 19.25		Pop per Station: 22,712	Citadel \$14,250,000

12+ Metro	Format	Spring 00 1/4 Share	Win 00	Fall 99	Sum 99	Spq 99	4-Book Avg.	12+ Metro Cume / Rtg.	Fail 99	Spq 99	12+ TSA AQH / Cume	Revenue Level		
1	WIVK-F	C	155 / 19.5	21.2	23.6	21.9	21.6	21.5	1919 / 33.8	42.7	34.6	283 / 3578	I	WIVK-F
2	WJXB-F	AC	86 / 10.8	11.1	8.0	10.5	10.1	10.1	1212 / 21.3	17.5	19.5	143 / 1940	G	WJXB-F
3	WWST-F	CHR	74 / 9.3	9.7	10.6	9.0	9.2	9.6	1268 / 22.3	24.8	22.4	86 / 1529	D	WWST-F
4	WMYU-F	O	56 / 7.0	6.0	6.8	6.9	6.9	6.7	904 / 15.9	15.2	16.8	95 / 1596	D	WMYU-F
5	WIMZ-F	AOR/CL	42 / 5.3	5.8	6.5	5.4	6.1	5.7	850 / 15.0	14.4	15.9	114 / 1877	F	WIMZ-F
6	WNOX	N/T	28 / 3.5	3.9	4.5	2.9	4.2	3.7	475 / 8.4	9.6	9.4	31 / 557	D*	WNOX
7	WJZB-F	REL	26 / 3.3	2.6	2.5	3.7	2.0	3.0	403 / 7.1	7.3	6.0	31 / 497	A	WJZB-F
7	WOKI-F	CL AOR	26 / 3.3	3.8	2.1	4.3	3.2	3.4	640 / 11.3	9.8	10.9	63 / 1363	C	WOKI-F
9	WNFZ-F	AOR-NR	25 / 3.1	3.7	4.0	4.5	4.4	3.8	551 / 9.7	11.7	10.6	28 / 626	B	WNFZ-F
9	WQIX-F	C	25 / 3.1	2.5	2.8	2.1	2.6	2.6	548 / 9.6	8.7	6.6	28 / 606	A	WQIX-F
11	WTXM-F	CHR/AC	24 / 3.0	2.1	1.9	1.5	2.4	2.1	491 / 8.7	8.2	9.0	25 / 555	A	WTXM-F
12	WSMJ-F	J	22 / 2.8	2.5	2.1	3.5	2.2	2.7	327 / 5.8	6.5	6.5	26 / 376	B	WSMJ-F
13	WQBB	ST	18 / 2.3	2.6	1.6	2.5	1.5	2.2	215 / 3.8	2.1	2.7	20 / 239	A	WQBB
14	WNOX-F	N/T	14 / 1.8	2.3	2.6	1.4	2.5	2.0	361 / 6.4	7.1	6.8	18 / 474	*	WNOX-F
15	WXVO-F	AOR-NR	12 / 1.5	1.0					195 / 3.4			13 / 217		WXVO-F
16	WKGN	B	11 / 1.4	1.6	1.4	1.2	2.1	1.4	168 / 3.0	2.9	3.1	11 / 168		WKGN
17	WRJZ	REL	10 / 1.3	0.8	1.1	1.4	1.4	1.1	182 / 3.2	3.5	3.8	10 / 216		WRJZ

12+ FM Share (Metro): 87.19% (599 of 687) (Spring 99: 87.06%)

Teens	18-34	18-49	25-49	25-54	35+	12+ AMD	12+ Mid	12+ PMD	12+ Eve	12+ Wknd	
1	WVST-F >>>	1 WIVK-F	1 WIVK-F >	1 WIVK-F	1 WIVK-F >	1 WIVK-F >	1 WIVK-F >>	1 WIVK-F	1 WIVK-F >	1 WVST-F <	1 WIVK-F >
2	WIVK-F >	2 WWST-F >	2 WJXB-F	2 WJXB-F >	2 WJXB-F >	2 WJXB-F	2 WJXB-F	2 WJXB-F >	2 WJXB-F	2 WIVK-F >	2 WWST-F >
3	WNFZ-F	3 WJXB-F	3 WWST-F >	3 WWST-F	3 WMYU-F	3 WMYU-F >	3 WWST-F	3 WMYU-F <	3 WWST-F	3 WJXB-F >	3 WMYU-F
4	WJXB-F	4 WIMZ-F	4 WIMZ-F	4 WIMZ-F	4 WWST-F <	4 WNOX	4 WMYU-F	4 WWST-F >	4 WMYU-F	4 WIMZ-F	4 WJXB-F <
4	WMYU-F	5 WNFZ-F >	5 WMYU-F	5 WMYU-F >	5 WIMZ-F >	5 WJZB-F <	5 WIMZ-F	5 WIMZ-F	5 WIMZ-F >	5 WMYU-F <	5 WIMZ-F
4	WTXM-F >	6 WTXM-F	6 WNFZ-F	6 WOKI-F	6 WOKI-F	6 WSMJ-F	6 WNOX >	6 WNOX	6 WOKI-F <	6 WNFZ-F	6 WJZB-F
		6 WOKI-F	7 WTXM-F	7 WJZB-F <	6 WIMZ-F	7 WOKI-F <	7 WJZB-F <	7 WNOX	7 WSMJ-F	7 WTXM-F	7 WTXM-F
		6 WTXM-F >	8 WJZB-F <	8 WTXM-F <	8 WQBB	8 WNFZ-F	8 WOKI-F <	7 WQIX-F <	7 WQIX-F	7 WQIX-F	7 WQIX-F
							9 WTXM-F <	9 WJZB-F <	7 WTXM-F <	9 WNFZ-F	9 WSMJ-F

Wom 18-24	Wom 18-34	Wom 25-34	Wom 18-49	Wom 25-54	Men 18-24	Men 18-34	Men 25-34	Men 18-49	Men 25-54	12+ Ovrnite	
1	WVST-F >	1 WVST-F	1 WVST-F <	1 WIVK-F	1 WIVK-F	1 WNFZ-F	1 WIVK-F >	1 WIVK-F >	1 WIVK-F >	1 WIVK-F >>	1 WIVK-F >>
2	WIVK-F >	2 WIVK-F	2 WIVK-F	1 WJXB-F	2 WJXB-F >	1 WIVK-F >	2 WNFZ-F <	2 WIMZ-F	2 WIMZ-F	2 WJXB-F <	2 WWST-F
3	WJXB-F >	3 WJXB-F >>	2 WJXB-F >>	3 WWST-F >	3 WWST-F	3 WWST-F >>>	3 WWST-F	3 WWST-F	3 WWST-F	3 WMYU-F	3 WQIX-F
4	WIMZ-F	4 WIMZ-F	4 WMYU-F	4 WMYU-F	4 WMYU-F >	4 WIMZ-F >	4 WNFZ-F	3 WJXB-F <	3 WIMZ-F >	4 WIMZ-F	4 WIMZ-F
4	WTXM-F >	5 WTXM-F	5 WIMZ-F	5 WIMZ-F	5 WIMZ-F	5 WOKI-F >	4 WOKI-F >	5 WNFZ-F	5 WNFZ-F	5 WOKI-F	5 WJXB-F
		6 WMYU-F >	6 WTXM-F	6 WJZB-F	6 WXVO-F	6 WTXM-F	6 WTXM-F	6 WOKI-F	6 WVST-F <	6 WVST-F <	6 WVST-F <
					6 WTXM-F	6 WJXB-F		7 WMYU-F	7 WNOX	7 WNOX	7 WNOX
								8 WNOX	8 WTXM-F	8 WNFZ-F	8 WNFZ-F

Other Rated Stations			Metro Share	Cume Rating	TSA AQH Cume	Other Rated Stations--Outside Market			Metro Share	Cume Rating	TSA AQH Cume
WATO	ST	1290 Oak Ridge	0.4	0.6	4 44	WEZG-F	CHR	99.3 Jefferson City	0.5	2.0	10 238
WDLX-F	AC	105.5 Gallinburg	0.6	1.2	6 93						
WGAP	C	1400 Maryville-Alcoa	0.4	0.8	3 45						
WIMZ	SPRTS	1240 Knoxville	0.8	1.5	6 95						
WKVL-AF	T/SPRTS	105.3 Loudon	0.6	2.0	5 143						
WSEV	G	930 Sevierville	0.4	0.6	3 39						
WYSH	C	1380 Clinton	0.5	1.0	4 56						

KNOXVILLE

Consolidation Report	12+	25-54	Revenue	Format Performance	AM	FM	Total	%	Yr. Ago
Citadel WIVK-FM WNOX-AM WNOX-FM WXVO-FM	26.3 %	26.2 %	43.6 %	AC	0 (0)	91 (2)	91 (2)	13.2 %	11.6 %
Journal Broadcast Group WMYU-FM. WQBB-AM, WQIX-FM. WWST-FM	21.7 %	18.9 %	16.9 %	AOR/Classic/NR	0 (0)	105 (4)	105 (4)	15.3 %	15.8 %
Local WNFZ-FM. WOKI-FM. WXVO-FM	7.9 %	7.8 %	7.3 %	Black/Urban	11 (1)	0 (0)	11 (1)	1.6 %	2.4 %
South Central WIMZ-AM WIMZ-FM WJXB-FM WTXM-FM	19.9 %	24.7 %	30.2 %	CHR	0 (0)	102 (3)	102 (3)	14.8 %	13.9 %
				Classical	0 (0)	0 (0)	0 (0)	0.0 %	0.0 %
				Country	7 (2)	180 (2)	187 (4)	27.2 %	30.8 %
				Full Service	0 (0)	0 (0)	0 (0)	0.0 %	0.0 %
				Hispanic	0 (0)	0 (0)	0 (0)	0.0 %	0.0 %
				Jazz	0 (0)	22 (1)	22 (1)	3.2 %	2.6 %
				News/Talk	30 (2)	17 (2)	47 (4)	6.8 %	7.7 %
				Oldies	0 (0)	56 (1)	56 (1)	8.2 %	8.3 %
				Others/Unknown	0 (0)	0 (0)	0 (0)	0.0 %	0.0 %
				Religion/Gospel	13 (2)	26 (1)	39 (3)	5.7 %	4.6 %
				Soft AC	0 (0)	0 (0)	0 (0)	0.0 %	0.0 %
				Sports	6 (1)	0 (0)	6 (1)	0.9 %	0.0 %
				Standards/EZ	21 (2)	0 (0)	21 (2)	3.1 %	2.3 %
				Totals	88 (10)	599 (16)	687 (26)		

AM Stations

Station	Power	Time	Format	Comments	AM	FM	Parent	City
WKGN	1340	1 kw	Black	AURN	\$19.00	--		Knoxville
WNOX	990	10 kw (DA-N)	News/Talk	ABC, BNN, Westwd	\$40.00	Katz	Citadel	Knoxville
WQBB	1040	10 kw (Days)	Standards	CNN, ABC, WW1	\$ NA	Christal	Journal Bcst Gp	Powell
WRJZ	620	5 kw (DA-N)	Religion	USA	\$ NA	Salem	Moffitt	Knoxville

FM Stations

Station	Power	Time	Format	Comments	AM	FM	Parent	City
WIMZ	103.5	100 kw @ 1722	AOR/Classic AOR		\$67.00	Eastman	South Central	Knoxville
WIVK	107.7	91 kw @ 2054	Country	ABC	\$170.00	Katz	Citadel	Knoxville
WJBZ	96.3	2.9 kw @ 479	Gospel		<\$20.00	--		Seymour
WJXB	97.5	100 kw @ 1298	AC		\$74.00	Eastman	South Central	Knoxville
WMYU	102.1	15.1 kw @ 1979	Oldies	Westwd, AP	<\$20.00	Eastman	Journal Bcst Gp	Sevierville
WNFZ	94.3	2.5 kw @ 515	AOR-New Rock		\$ NA	Eastman	WOKI-F/WXVO-F	Oak Ridge
WNOX	99.1	6 kw @ 325	News/Talk	ABC, Westwd		Katz	Citadel	Loudon
WOKI	100.3	100 kw @ 2000	Classic AOR	ABC, CBS	\$44.00	Katz	WNFZ-F/WOKI-F	Oak Ridge
WQIX	104.5	2.3 kw @ 528	Country		<\$20.00	--	Journal Bcst Gp	Knoxville
WSMJ	98.7	8 kw @ 571	Jazz		\$ NA	Katz	Citadel	Oliver Springs
WTXM	95.7	3 kw @ 328	Hot AC	AP, ABC	\$ NA	Eastman	South Central	Maryville
WWST	93.1	2.4 kw @ 512	CHR	AP	\$24.00	Christal	Journal Bcst Gp	Karns
WXVO	106.7	1.5 kw @ 666	New Rock		\$ NA	--	WNFZ-F/WOKI-F	Norris

Notes: * WNOX revenue level includes WNOX-F revenue . . . WNFZ-F is LMA'd to South Central; WOKI-F is LMA'd to Citadel . . . 3/00 WDLY-F changed from Country to AC as WSEV-F ("Mix 105.5") . . . 5/00 WIVK-F, WNOX-AM, WSMJ and LMA of WOKI-F sold by Dick to Citadel as part of a multi-market, \$300,000,000 transaction . . . 8/00 WQIX-F changed from Country to Classic AOR as "The Bone" . . . 8/00 WTXM-F changed from Hot AC to simulcasting Sports WIMZ (AM); WIMZ (AM) changed calls to WTXM ("The Team")

LAFAYETTE, IN

Arbitron Rank 236	Pop (12+): 118,900	Stations	18 / 11	Last Year's Revenue:	\$8,000,000
MSA Rank:	219	Diaries:	978 / 122:1 / 60.9%	Household Income:	\$44,120
MSA Pop:	174,000	Sample Target:	960	Total Retail Sales:	\$1.61 Bil.
DMA:	197	% Below Line:	10.1	#1 Biller:	WKOA-F \$2,000,000
Average Persons Rating:	11.6	% Not Listed:	15.9	#1 Billing Portfolio	Schurz \$3,100,000
Market TSL in Hours	16.25	Pop per Station:	10,809		

12+ Metro	Format	Spring 00 1/4 Share	Fall 99	Spg 99	Fall 98	Spg 98	12+ Metro Cume / Rtg	Fall 99	Spg 99	12+ TSA AQH / Cume	Revenue Level		
1	WKOA-F	C	20 / 14.5	14.3	14.6	15.2	18.2	253 / 21.3	23.8	23.4	51 / 738	D	WKOA-F
2	WASK-AF	O	17 / 12.3	11.1	11.8	9.4	9.1	255 / 21.4	19.8	20.7	27 / 371	C	WASK-AF
3	WAZY-AF	CHR/AC	16 / 11.6	12.7	9.7	10.9	11.7	336 / 28.2	34.4	30.8	31 / 609	C	WAZY-AF
4	WGBD-F	AOR-NR	15 / 10.8	10.3	9.7	9.4	11.0	336 / 28.2	27.0	25.5	23 / 476	B	WGBD-F
5	WKHY-F	AOR	14 / 10.1	11.9	9.7	10.9	11.7	275 / 23.1	22.8	20.5	28 / 406	C	WKHY-F
6	WGLM-F	AC	10 / 7.2	7.2	7.6	5.8	9.7	172 / 14.5	13.6	14.2	13 / 207	B	WGLM-F

12+ FM Share (Metro): 88.39% (99 of 112) (Spring 99: 89.08%)

Teens	18-34	18-49	25-49	25-54	35+	12+ AMD	12+ Mid	12+ PMD	12+ Eve	12+ Wknd
1 WAZY-AF >>	1 WGBD-F	1 WKHY-F <	1 WKOA-F	1 WKOA-F	1 WASK-AF	1 WASK-AF	1 WKOA-F	1 WKOA-F <	1 WAZY-AF	1 WKOA-F
2 WGBD-F >>	2 WAZY-AF	2 WAZY-AF	2 WASK-AF	1 WASK-AF	2 WKOA-F >	2 WKOA-F <	2 WASK-AF	2 WAZY-AF	1 WGBD-F	2 WASK-AF
3 WKHY-F	2 WKOA-F <	2 WKHY-F	3 WKHY-F	3 WKHY-F	3 WGLM-F	3 WGBD-F	2 WAZY-AF	3 WASK-AF <	3 WKOA-F	3 WAZY-AF
4 WKOA-F >	4 WGBD-F	4 WGLM-F	4 WGLM-F	4 WGLM-F	4 WAZY-AF	4 WKHY-F <	2 WKHY-F >	4 WKHY-F <	4 WKHY-F	4 WGBD-F
5 WGLM-F	5 WGLM-F	4 WAZY-AF >	5 WAZY-AF >	4 WKHY-F >	5 WAZY-AF >	5 WGLM-F	5 WGBD-F	5 WGBD-F	5 WASK-AF >	5 WKHY-F
	6 WASK-AF >>	6 WGBD-F >	6 WGBD-F >	6 WFFF-F >	6 WGLM-F >	5 WGBD-F >	6 WGLM-F >	6 WGLM-F >	6 WGLM-F >	6 WGLM-F >

Wom 18-24	Wom 18-34	Wom 25-34	Wom 18-49	Wom 25-54	Men 18-24	Men 18-34	Men 25-34	Men 18-49	Men 25-54	12+ Ovrnite
1 WAZY-AF	1 WAZY-AF	1 WKOA-F	1 WAZY-AF	1 WKOA-F	1 WGBD-F >	1 WGBD-F	1 WKHY-F	1 WKHY-F	1 WKOA-F	1 WKOA-F
2 WGBD-F >	2 WGBD-F >	1 WAZY-AF	2 WKOA-F	1 WASK-AF	2 WKHY-F >	2 WKHY-F >	1 WGBD-F >>	2 WGBD-F	1 WKHY-F	1 WASK-AF
3 WKOA-F	3 WKOA-F	1 WGBD-F >>	2 WGLM-F	1 WAZY-AF	3 WAZY-AF	3 WAZY-AF		2 WKOA-F >	3 WASK-AF >	1 WAZY-AF >
3 WKHY-F >>	3 WKHY-F >		4 WASK-AF	1 WGLM-F >	3 WKOA-F >>	3 WKOA-F >		4 WASK-AF	4 WGLM-F	
			4 WGBD-F	5 WKHY-F >		5 WGLM-F >>		4 WAZY-AF	4 WAZY-AF	
			4 WKHY-F					4 WGBD-F >	4 WGBD-F >	

Other Rated Stations			Metro Share	Cume Rating	TSA AQH Cume	Format Performance	AM	FM	Total	%	Yr. Ago
WLFF-F	C	95.3 Brookston	3.6	11.3	15	258	AC	0 (0)	12 (2)	12 (2)	10.7 % 11.8 %
WNJY-F	O	102.9 Delphi	2.2	8.1	10	235	AOR/Classic/NR	0 (0)	30 (3)	30 (3)	26.8 % 25.2 %
WSHW-F	AC	99.7 Frankfort	1.4	8.1	6	183	Black/Urban	0 (0)	1 (1)	1 (1)	0.9 % 0.0 %
							CHR	0 (0)	16 (1)	16 (1)	14.3 % 13.4 %
							Classical	0 (0)	0 (0)	0 (0)	0.0 % 0.0 %
							Country	0 (0)	25 (2)	25 (2)	22.3 % 22.7 %
							Full Service	3 (2)	0 (0)	3 (2)	2.7 % 2.5 %
							Hispanic	1 (1)	0 (0)	1 (1)	0.9 % 0.0 %
							Jazz	0 (0)	0 (0)	0 (0)	0.0 % 0.0 %
							News/Talk	4 (1)	0 (0)	4 (1)	3.6 % 5.9 %
							Oldies	5 (1)	15 (2)	20 (3)	17.9 % 17.6 %
							Others/Unknown	0 (0)	0 (0)	0 (0)	0.0 % 0.0 %
							Religion/Gospel	0 (0)	0 (0)	0 (0)	0.0 % 0.0 %
							Soft AC	0 (0)	0 (0)	0 (0)	0.0 % 0.8 %
							Sports	0 (0)	0 (0)	0 (0)	0.0 % 0.0 %
							Standards/EZ	0 (0)	0 (0)	0 (0)	0.0 % 0.0 %
							Totals	13 (5)	99 (11)	112 (16)	

Consolidation Report			12+	25-54	Revenue
Artistic Media WAZY-AF, WGBD-FM, WLFF-FM			26.0 %	20.4 %	36.3 %
Radio Works WKHY-FM, WNJY-FM			12.3 %	14.9 %	12.5 %
Schurz WASK-AF, WKOA-FM			26.8 %	27.0 %	38.8 %
			65.1 %	62.3 %	87.6 %

LAFAYETTE, IN

AM Stations

WASK	1450	1 kw	Simul. WASK-F	Lafayette
WAZY	1410	1 kw/0.065 kw (DA-2)	Simul. WAZY-F	Lafayette

FM Stations

WASK	98.7	4.4 kw @ 384	Oldies	AP	Christal	Schurz	Battleground
WAZY	96.5	50 kw @ 500	CHR/AC (Hot AC)	ABC	Eastman	Artistic	Lafayette
WGBD	95.7	3.1 kw @ 430	AOR-NR		Eastman	Artistic	Attica
WGLM	106.7	6 kw @ 328	AC	AP, CNN	--		W. Lafayette
WKHY	93.5	6 kw @ 246	AOR	AP	Kalz	Radio Works	Lafayette
WKOA	105.3	50 kw @ 308	Country	ABC	Christal	Schurz	Lafayette
WLFF	95.3	2.45 kw @ 518	Country		--	Artistic	Brookston

Notes:

FORMAT CODES

AC	- Adult Contemporary	J	- Jazz and New Adult Contemporary
AC-NR	- Modern AC	KIDS	- Children's
AOR	- Album Oriented Rock	N	- News
AOR-NR	- New Rock	O	- Oldies (50's & 60's)
AOR-P	- Progressive AOR	REL	- Religion, Christian
B	- Black (audience 75%+ Black)	REL-CC	- Contemporary Christian
B/AC	- Black Adult Contemporary	SAC	- Soft Adult Contemporary
B/G	- Black Gospel	SP	- Hispanic/Spanish
B/O	- Black Oldies	SP-C	- Hispanic Contemporary
BIZ	- Business News & Talk	SP-NT	- Hispanic News/Talk/Information
C	- Country	SP-R	- Hispanic-Regional
C/O	- Classic Country	SP-TP	- Hispanic-Tropical
CHR	- Contemporary Hit Radio, Top 40	SP-VA	- Hispanic Variety
CL	- Classical	SP-TJ	- Tejano
CL AOR	- Classic AOR, Classic Rock	SPRTS	- Sports
CL HITS	- Classic Hits/70's Oldies	ST	- Standards, Big Band, Nostalgia
E	- Ethnic (usually Foreign Lang.)	T	- Talk
EZ	- Easy Listening, Beautiful Music	U	- Urban (majority of audience is non-white)
FS	- Full Service	VA	- Variety
G	- Gospel	?	- Others or Unknown

REVENUE LEVEL CODES

A - Less than \$500,000	E - \$3,000,000 to \$3,999,999	I - \$10,000,000 to \$14,999,999
B - \$500,000 to \$999,999	F - \$4,000,000 to \$4,999,999	J - \$15,000,000 to \$19,999,999
C - \$1,000,000 to \$1,999,999	G - \$5,000,000 to \$6,999,999	K - \$20,000,000 to \$29,999,999
D - \$2,000,000 to \$2,999,999	H - \$7,000,000 to \$9,999,999	L - \$30,000,000+

LAFAYETTE, LA

Arbitron Rank 100 Pop (12+)	396,500	Stations	35 / 23	Last Year's Revenue:	\$15,900,000
MSA Rank:	135	Diaries:	1,264 / 314:1 / 52.4%	Household Income:	\$32,944
MSA Pop:	379,000	Sample Target:	1,190	Total Retail Sales:	\$4.9 Bil
DMA:	122	% Below Line:	10.9	#1 Biller:	KXKC-F \$2,400,000
Average Persons Rating:	17.2	% Not Listed:	9.5	#1 Billing Portfolio	
Market TSL in Hours	22.75	Pop per Station:	17,239	Clear Channel. pend.	\$6,195,000

12+ Metro	Format	Spring 00 1/4 Share	Fall 99	Spq 99	Fall 98	Spq 98	12+ Metro Cume / Rtg	Fall 99	Spq 99	12+ TSA AQH / Cume	Revenue Level	
1	KSMB-F	CHR	69 / 10.1	10.6	9.6	7.0	1065 / 26.9	28.5	24.9	88 / 1395	D	KSMB-F
2	KMDL-F	C	58 / 8.5	7.5	8.2	8.3	661 / 16.7	20.7	17.9	59 / 713	D	KMDL-F
3	KRRQ-F	B	54 / 7.9	8.5	10.4	8.9	703 / 17.7	18.7	18.5	60 / 849	C	KRRQ-F
4	KXKC-F	C	51 / 7.5	8.0	6.5	10.5	656 / 16.5	20.4	17.4	55 / 769	D	KXKC-F
5	KFOY-F	AC	45 / 6.6	6.3	7.0	4.3	586 / 14.8	15.1	15.5	55 / 682	D	KFOY-F
6	KNEK-F	B/AC	42 / 6.2	7.3	6.8	3.7	509 / 12.8	14.6	13.3	45 / 541	A	KNEK-F
6	KFTE-F	AOR-NR	42 / 6.2	4.7	5.4	3.7	508 / 12.8	12.0	11.7	44 / 563	B	KFTE-F
8	KJCB-AF	G/B	35 / 5.1	4.9	6.4	6.4	389 / 9.8	9.7	10.3	45 / 480	B	KJCB-AF
9	KFXZ-F	B/G	27 / 4.0	2.9	2.8	3.1	255 / 6.4	8.0	6.3	29 / 294	A	KFXZ-F
10	WDGL-F	CL HITS	22 / 3.2	2.2	2.5	2.8	405 / 10.2	9.8	9.1	29 / 592		WDGL-F
11	KBON-F	VA	17 / 2.5	4.0	2.9	2.8	243 / 6.1	6.5	4.9	21 / 340		KBON-F
11	KPEL-F	N/T	17 / 2.5	4.0	2.9	1.6	304 / 7.7	8.0	6.2	18 / 314	B*	KPEL-F
13	KRKA-F	CL AOR	16 / 2.4	2.4	2.3	3.9	289 / 7.3	7.1	7.5	22 / 351		KRKA-F
14	KQIS-F	SAC	14 / 2.1	1.6	1.4	1.6	257 / 6.5	5.1	5.0	16 / 317		KQIS-F
14	KOOJ-F	O	14 / 2.1	2.3	1.6	2.4	261 / 6.6	7.2	5.1	17 / 330	A	KOOJ-F
16	KLTW-F	O	13 / 1.9	1.7	2.2	1.3	173 / 4.4	4.7	5.0	14 / 186	A	KLTW-F
17	KAJN-F	REL	12 / 1.8	1.6	2.2	2.5	188 / 4.7	4.7	6.6	23 / 288		KAJN-F

12+ FM Share (Metro): 90.91% (560 of 616) (Spring 99: 88.62%)

Teens	18-34	18-49	25-49	25-54	35+	12+ AMD	12+ Mid	12+ PMD	12+ Eve	12+ Wknd
1 KSMB-F	1 KFTE-F <	1 KSMB-F	1 KTDY-F <	1 KTDY-F	1 KMDL-F	1 KSMB-F	1 KMDL-F <	1 KSMB-F	1 KRRQ-F	1 KRRQ-F
2 KRRQ-F >>	2 KRRQ-F	2 KTDY-F <	2 KSMB-F	2 KSMB-F	2 KXKC-F	2 KXKC-F <	2 KTDY-F	2 KRRQ-F	2 KSMB-F >	1 KSMB-F <
3 KFTE-F >>	2 KSMB-F >	3 KRRQ-F <	3 KXKC-F	3 KXKC-F <	3 KNEK-F <	3 KMDL-F	2 KXKC-F <	3 KMDL-F	3 KFTE-F <	3 KJCB-AF <
	4 KTDY-F	4 KFTE-F <	4 KNEK-F	4 KNEK-F <	4 KTDY-F <	4 KTDY-F	4 KSMB-F	4 KFTE-F	4 KNEK-F	4 KNEK-F <
	5 KMDL-F	5 KXKC-F <	5 KFTE-F <	5 KMDL-F	5 KJCB-AF <	5 KRRQ-F	5 KNEK-F <	5 KXKC-F <	5 KMDL-F	5 KMDL-F
	6 KXKC-F <	6 KNEK-F <	6 KMDL-F	6 KFTE-F	6 KSMB-F	6 WDGL-F <	6 KFTE-F	6 KTDY-F	5 KTDY-F	6 KXKC-F
	7 KNEK-F	7 KMDL-F	7 KRRQ-F	7 KJCB-AF <	7 KFXZ-F	7 KFTE-F	7 KRRQ-F	7 KNEK-F >	7 KJCB-AF <	7 KFTE-F <
	8 KFXZ-F <	7 KFXZ-F	8 KRRQ-F	8 KRRQ-F	8 KBON-F	8 KJCB-AF	8 KJCB-AF	8 KFXZ-F <	8 KXKC-F	8 KFXZ-F
	9 KJCB-AF <	9 KJCB-AF	8 KFXZ-F	8 KPEL-F	9 KFXZ-F <	9 KFXZ-F <	9 KPEL-F	9 KPEL-F	9 KPEL-F	9 KTDY-F <
		9 WDGL-F <	8 WDGL-F <		10 KNEK-F	10 KPEL-F	10 KRKA-F <			10 KBON-F

Wom 18-24	Wom 18-34	Wom 25-34	Wom 18-49	Wom 25-54	Men 18-24	Men 18-34	Men 25-34	Men 18-49	Men 25-54	12+ Ovrnite
1 KRRQ-F	1 KSMB-F	1 KTDY-F	1 KSMB-F	1 KTOY-F	1 KRRQ-F	1 KFTE-F >	1 KFTE-F >>	1 KFTE-F	1 KFTE-F	1 KRRQ-F >
2 KSMB-F >	2 KTDY-F <	2 KSMB-F	2 KTDY-F	2 KSMB-F	2 KSMB-F	2 KRRQ-F	2 WDGL-F	2 KRRQ-F	2 WDGL-F	2 KFTE-F
3 KFTE-F	3 KRRQ-F	3 KXKC-F	3 KXKC-F	3 KXKC-F <	3 KFTE-F >	3 KSMB-F	3 KSMB-F	2 KSMB-F	3 KRKA-F	3 KMDL-F
4 KTDY-F	4 KXKC-F	4 KRRQ-F >	4 KNEK-F <	4 KNEK-F	4 KMDL-F	4 KMDL-F	4 KRRQ-F	4 WDGL-F <	3 KMDL-F <	3 KNEK-F
4 KFXZ-F >	5 KFTE-F	5 KFTE-F	5 KRRQ-F	5 KMDL-F	5 WDGL-F >	4 WDGL-F >	4 KMDL-F	5 KMDL-F <	5 KNEK-F	3 KSMB-F
	6 KFXZ-F	5 KFXZ-F	6 KFXZ-F <	6 KFXZ-F	6 KJCB-AF	6 KJCB-AF	6 KRKA-F <	5 KSMB-F	3 KXKC-F	
		5 KMDL-F	7 KMDL-F	7 KJCB-AF	6 KNEK-F	6 KNEK-F	7 KXKC-F <	5 KXKC-F		
		5 KNEK-F	8 KRRQ-F	8 KRRQ-F	6 KRKA-F	6 KRKA-F	8 KTDY-F	8 KJCB-AF	8 KJCB-AF	
		5 KQIS-F >>					8 KNEK-F	8 KRRQ-F	8 KRRQ-F	
								8 KTDY-F >	8 KTDY-F >	

Other Rated Stations				Metro Share	Cume Rating	TSA AQH Cume	Other Rated Stations--Outside Market				Metro Share	Cume Rating	TSA AQH Cume
KANE	O	1240	New Iberia	0.4	0.9	3 37	KJEF-F	C	92.9	Jennings	0.4	1.5	8 156
KJJB-AF	C	105.5	Eunice	0.4	2.1	4 96	KOXL-F	B/AC	106.5	New Roads	0.3	1.8	10 184
KPEL	SPRTS	1420	Lafayette	0.9	2.8	6 112	KUMX-F	CHR	104.1	Houma	0.6	3.8	11 337
KROF	ST	950	Abbeville	0.9	1.8	14 85	KZMZ-F	AOR	96.9	Alexandria	0.4	1.7	14 213
KSIG	ST	1450	Crowley	0.9	2.5	6 106	WCKW-F	CL HITS	92.3	La Place	0.4	2.2	11 209
KVOL-F	T/SPRTS	105.9	Opelousas	0.9	2.0	6 81	WEMX-F	B	94.1	Kentwood	0.3	1.1	8 184
							WFMF-F	CHR	102.5	Baton Rouge	0.7	4.5	11 405
							WWL	N/T	870	New Orleans	0.3	1.1	5 88
							WXCT-F	C	100.7	Baton Rouge	0.6	2.6	10 236
							WYNK-F	C	101.5	Baton Rouge	1.5	6.0	33 564

LAFAYETTE, LA

Consolidation Report	12+	25-54	Revenue	Format Performance	AM	FM	Total	%	Yr. Ago
Citadel	29.1 %	25.7 %	26.2 %	AC	0 (0)	45 (1)	45 (1)	7.3 %	7.8 %
KDYS-AM, KFXZ-FM, KNEK-AM, KNEK-FM, KRRQ-FM, KSMB-FM, KVOL-AM, KVOL-FM				AOR/Classic/NR	0 (0)	61 (3)	61 (3)	9.9 %	7.2 %
Clear Channel, pend.	28.0 %	28.2 %	39.0 %	Black/Urban	0 (0)	100 (4)	100 (4)	16.2 %	19.5 %
KFTE-FM, KMDL-FM, KPEL-AM, KPEL-FM, KRKA-FM, KROF-AM, KTDY-FM				CHR	0 (0)	78 (3)	78 (3)	12.7 %	11.9 %
Local	4.9 %	5.0 %	%	Classical	0 (0)	0 (0)	0 (0)	0.0 %	0.0 %
KLTW-FM, KQIS-FM, KSIG-AM				Country	1 (1)	126 (5)	127 (6)	20.6 %	21.2 %
	61.9 %	58.9 %	65.2 %	Full Service	0 (0)	0 (0)	0 (0)	0.0 %	0.0 %
				Hispanic	0 (0)	0 (0)	0 (0)	0.0 %	0.0 %
				Jazz	0 (0)	0 (0)	0 (0)	0.0 %	0.0 %
				News/Talk	2 (1)	23 (2)	25 (3)	4.1 %	4.1 %
				Oldies	3 (1)	54 (5)	57 (6)	9.3 %	9.5 %
				Others/Unknown	0 (0)	17 (1)	17 (1)	2.8 %	3.3 %
				Religion/Gospel	32 (1)	42 (3)	74 (4)	12.0 %	12.6 %
				Soft AC	0 (0)	14 (1)	14 (1)	2.3 %	1.6 %
				Sports	6 (1)	0 (0)	6 (1)	1.0 %	0.7 %
				Standards/EZ	12 (2)	0 (0)	12 (2)	1.9 %	0.7 %
				Totals	56 (7)	560 (28)	616 (35)		

AM Stations

KJCB	770	1 kw/0.5 kw (DA-N)	Gospel/Black	AURN	\$10.00	K&P	KFMV-F	Lafayette
------	-----	--------------------	--------------	------	---------	-----	--------	-----------

FM Stations

KAJN	102.9	100 kw @ 1500	Religion/Gospel	USA	\$<20.00	--		Crowley
KBON	101.1	6 kw @ 328	Variety		\$ NA	--		Mamou
KFMV	105.5	3 kw @ 300	Simul. KJCB					Franklin
KFTE	96.5	22.5 kw @ 328	New Rock	AP	\$20.00	Katz	Clr Chnl, pend.	Breau Bridge
KFXZ	106.3	2.6 kw @ 495	Black Oldies/Gospel	ABC	\$<20.00	Mc-Guid	Citadel	Maurice
KLTW	106.7	4.5 kw @ 366	Oldies		\$<20.00	Weise	KSIG/KQIS-F	Rayne
KMDL	97.3	38 kw @ 561	Country	AP	\$22.00	Katz	Clr Chnl, pend.	Kaplan
KNEK	104.7	25 kw @ 328	Black AC	Westwd	\$21.00	Mc-Guid	Citadel	Washington
KPEL	105.1	25 kw @ 292	News/Talk	CBS, Westwd	\$ NA	Katz	Clr Chnl, pend.	Abbeville
KQIS	102.1	50 kw @ 492	AC		\$ NA	--	KLTW-F/KSIG	Basile
KRKA	107.7	100 kw @ 469	Classic AOR		\$<20.00	Katz	Clr Chnl, pend.	Lafayette
KRRQ	96.5	50 kw @ 443	Black	ABC	\$<20.00	--	Citadel	Lafayette
KSMB	94.5	100 kw @ 1077	CHR	ABC	\$50.00	Allied	Citadel	Lafayette
KTDY	99.9	100 kw @ 984	AC		\$42.00	Katz	Clr Chnl, pend.	Lafayette
KXXC	99.1	100 kw @ 984	Country		\$46.00	Allied		New Iberia

Notes: ^ KPEL-F revenue level includes KPEL revenue . . . Other ranked stations -- See Baton Rouge . . . 3/00 KRXZ-F changed calls to KRKA-F; remains Classic AOR . . . 8/00 KFTE-F, KMDL-F, KPEL, KRKA-F, KTDY-F and interests in KROF and KPEL-F sold by Galloway to Clear Channel (price NA) . . . 8/00 KRKA-F dropped Bob & Tom

LAKELAND-WINTER HAVEN

Arbitron Rank	98 Pop (12+)	388,700	Station	37 / 8	Last Year's Revenue:	N/A
MSA Rank:	NA		Diarion:	787 / 602:1 / 40 8%	Household Income:	\$33,318
MSA Pop:	NA		Sample Target:	810	Total Retail Sales:	\$4.6 Bn
DMA:	14 (Tampa)		% Below Line:	54.8	#1 Billing:	N/A
Average Persons Rating:	14.4		% Not Listed:	16.3	#1 Billing Portfolio:	N/A
Market TSL In Hours	20.00		Pop per Station:	48,982		

12+ Metro	Format	Spring 00		Fall 00	Sp99	Fall 00	Sp99	12+ Metro	Fall 00	Sp99	12+ TSA	Revenue
		1/4	Share									
1	WPCV-F	C	107 / 18.8	117	124	105	150	888 / 24.2	24 8	23 3	113 / 1076	WPCV-F
2	WFLZ-F	CHR	48 / 8.6	80	72	72	70	806 / 20.1	22 3	22 0	59 / 883	WFLZ-F
3	WOUV-F	F/RT	27 / 4.7	36	45	72	59	288 / 7.2	7 1	7 0	28 / 315	WOUV-F
4	WXII-F	ADN	20 / 3.6	22	30	41	30	268 / 8.6	6 1	5 9	20 / 258	WXII-F
4	WFJO-F	B/O	20 / 3.6	25	50	50	25	368 / 8.9	6 8	8 4	24 / 415	WFJO-F
6	WSJT-F	J	18 / 3.3	42	24	24	30	287 / 7.4	8 7	8 6	26 / 304	WSJT-F
7	WONN	ST	18 / 3.1	25	23	22	41	214 / 5.4	4 5	4 8	18 / 214	WONN
7	WTVT-F	CL AOR	10 / 3.1	25	42	19	10	231 / 5.8	7 2	9 8	22 / 257	WTVT-F
9	WHPT-F	CL AOR	17 / 3.0	34	23	10	10	288 / 7.2	7 8	7 1	23 / 354	WHPT-F
10	WJHM-F	O	16 / 2.8	31	19	29	27	288 / 7.5	9 0	7 1	16 / 321	WJHM-F
11	WWRM-F	SAC	13 / 2.3	31	44	31	28	282 / 7.1	8 9	9 0	14 / 313	WWRM-F
12	WXXL-F	CHR	12 / 2.1	18	18	22	18	328 / 8.2	8 7	9 7	12 / 333	WXXL-F
13	WMTX-F	AC/CHR	10 / 1.7	31	19	28	22	201 / 5.0	6 7	4 6	11 / 228	WMTX-F
13	WSHE-F	O	10 / 1.7	20	10	09	09	212 / 5.3	4 4	4 1	12 / 239	WSHE-F
15	WTKS-F	T	9 / 1.8	12	17	20	23	176 / 4.4	3 6	3 7	10 / 185	WTKS-F
16	WWRZ-F	SAC	9 / 1.8	22	14	03	07	207 / 5.2	5 7	4 5	13 / 273	WWRZ-F

12+ FM Share (Metro): 80.80% (418 of 481) (Spring 00: 80.57%)

Teens	18-34	18-49	25-49	25-54	35+	12+ AMD	12+ Mid	12+ PMD	12+ Evo	12+ Wknd
1 WFLZ-F >>	1 WPCV-F	1 WPCV-F	1 WPCV-F	1 WPCV-F >	1 WPCV-F >>	1 WPCV-F >	1 WPCV-F >>	1 WPCV-F >>	1 WPCV-F >>	1 WPCV-F >>
2 WJHM-F	2 WFLZ-F	2 WFLZ-F >>	2 WFLZ-F >	2 WFLZ-F >	2 WDUV-F >	2 WFLZ-F >>	2 WFLZ-F >>	2 WFLZ-F >	2 WFLZ-F >	2 WFLZ-F
2 WPCV-F >>	3 WXTB-F >>	3 WXTB-F	3 WFJO-F <	3 WFJO-F <	3 WFLZ-F	3 WXTB-F >	3 WDUV-F	3 WSJT-F	3 WDUV-F	3 WDUV-F >
4 WXXL-F	3 WFJO-F	4 WHPT-F	4 WHPT-F <	3 WOHN <	4 WSJT-F <	4 WTVT-F <	4 WTVT-F <	4 WFJO-F	4 WJHM-F	4 WOHN
5 WJHM-F	5 WHPT-F	5 WSJT-F <	5 WTVT-F	5 WSJT-F	5 WDUV-F <	5 WHPT-F <	4 WDUV-F <	5 WXTB-F	5 WFJO-F >	5 WFJO-F >
6 WFJO-F	6 WTVT-F <	6 WTVT-F	6 WSJT-F	6 WFJO-F	6 WHPT-F <	6 WFJO-F <	6 WXTB-F <	6 WFJO-F	6 WJHM-F	6 WJHM-F
6 WHPT-F	7 WSJT-F	6 WXTB-F >	7 WXTB-F >	6 WTVT-F	7 WTVT-F	7 WSJT-F	6 WTVT-F	7 WXXL-F	7 WFLZ-F	7 WTVT-F
8 WJHM-F	8 WJHM-F	8 WWRM-F	8 WWRM-F	8 WWRM-F	7 WOHN	8 WWRM-F	8 WHPT-F	7 WCFB-F	7 WCFB-F	7 WCFB-F
8 WTVT-F	9 WXXL-F	8 WCFB-F	8 WCFB-F	8 WHPT-F	8 WFJO-F <	8 WOHN	8 WJHM-F	9 WWRZ-F	7 WSJT-F	7 WSJT-F
8 WTKS-F	10 WTKS-F	10 WDUV-F	10 WDUV-F	10 WSHE-F <	10 WXXL-F	10 WTKS-F <	10 WWRM-F	9 WAGF-F	7 WJHM	7 WJHM
	10 WCFB-F		10 WMTX-F				10 WXXL-F <			

Wom 18-24	Wom 18-34	Wom 25-34	Wom 18-49	Wom 25-54	Mon 18-24	Mon 18-34	Mon 25-34	Mon 18-49	Mon 25-54	12+ Ovrnlt
1 WFLZ-F	1 WPCV-F	1 WFLZ-F	1 WPCV-F	1 WPCV-F >	1 WPCV-F >>	1 WXTB-F <	1 WXTB-F >>	1 WPCV-F >	1 WPCV-F >>	1 WPCV-F >>
2 WPCV-F	1 WFLZ-F >>	1 WPCV-F >>	2 WFLZ-F >	2 WFLZ-F >	2 WXTB-F >	2 WPCV-F	2 WPCV-F	2 WXTB-F	2 WFLZ-F	2 WCFB-F
3 WJHM-F >	3 WJHM-F	3 WFJO-F	3 WFJO-F >	3 WFJO-F >>	3 WFLZ-F >>	3 WFLZ-F >>	3 WFLZ-F >	3 WFLZ-F	2 WSJT-F <	3 WFLZ-F
4 WXXL-F >>	4 WXXL-F	3 WCFB-F >	4 WJHM-F	4 WWRM-F	4 WJHM-F	4 WJHM-F	4 WJHM-F	4 WSJT-F <	4 WXTB-F	4 WDUV-F
	5 WCFB-F		5 WWRM-F	4 WCFB-F	4 WTKS-F	4 WTKS-F	4 WTKS-F	5 WTVT-F	4 WTVT-F	
	5 WFJO-F >		6 WCFB-F	4 WHPT-F	4 WTVT-F	4 WHPT-F >	6 WHPT-F >	6 WHPT-F >	6 WHPT-F >	
			5 WHPT-F	7 WMTX-F	4 WHPT-F	4 WHPT-F	7 WTKS-F	7 WDUV-F	7 WDUV-F	
			7 WJHM-F		4 WXXL-F	4 WXXL-F	7 WITC-F	8 WTKS-F		
						8 WFJO-F >	8 WFJO-F			

LAKELAND-WINTER HAVEN

Consolidation Report	12+	25-54	Revenue	Format Performance	AM	FM	Total	%	Yr. Ago
Hall	24.7 %	19.7 %	%	AC	0 (0)	17 (3)	17 (3)	3.5 %	4.3 %
WLKF-AM, WONN-AM, WPCV-FM, WWRZ-FM				AOR/Classic/NR	0 (0)	68 (5)	68 (5)	14.1 %	15.3 %
	24.7 %	19.7 %	%	Black/Urban	8 (1)	45 (4)	53 (5)	11.0 %	14.3 %
				CHR	0 (0)	61 (2)	61 (2)	12.7 %	10.6 %
				Classical	0 (0)	0 (0)	0 (0)	0.0 %	0.0 %
				Country	8 (1)	126 (4)	134 (5)	27.9 %	22.3 %
				Full Service	4 (1)	0 (0)	4 (1)	0.8 %	1.4 %
				Hispanic	0 (0)	0 (0)	0 (0)	0.0 %	0.0 %
				Jazz	0 (0)	21 (2)	21 (2)	4.4 %	2.9 %
				News/Talk	11 (2)	9 (1)	20 (3)	4.2 %	4.9 %
				Oldies	6 (2)	16 (2)	22 (4)	4.6 %	5.9 %
				Others/Unknown	0 (0)	0 (0)	0 (0)	0.0 %	0.0 %
				Religion/Gospel	6 (1)	0 (0)	6 (1)	1.2 %	0.0 %
				Soft AC	0 (0)	28 (3)	28 (3)	5.8 %	7.4 %
				Sports	2 (1)	0 (0)	2 (1)	0.4 %	2.7 %
				Standards/EZ	18 (1)	27 (1)	45 (2)	9.4 %	8.0 %
				Totals	63 (10)	418 (27)	481 (37)		

AM Stations

WBAR	1460	1 kw/0.155 kw	Country	CBS	\$ NA	--		Bartow
WHNR	1360	5 kw/2.5 kw (DA-2)	Black	AURN	\$ NA	--		Cypress Gardens
WLKF	1430	5 kw/1 kw	Talk	ABC, Westwd	\$ NA	D&R	Hall	Lakeland
WONN	1230	1 kw	Standards	Westwd, CNN	\$ NA	D&R	Hall	Lakeland

FM Stations

WPCV	97.5	100 kw @ 1016	Country	Westwd	\$ NA	D&R	Hall	Winter Haven
WWRZ	98.3	50 kw @ 459	Soft AC		\$ NA	--	Hall	Arcadia

Notes: Other ranked stations -- See Orlando or Tampa-St. Petersburg . . . Revenue data are not available . . . 9/00 WCJX-F (106.5; Five Points) began operation, programming Westwood One Black Oldies

LANCASTER

Arbitron Rank 111	Pop (12+) 379,700	Stations 33 / 6	Last Year's Revenue: \$11,800,000
MSA Rank: 110		Diaries: 894 / 425:1 / 66.6%	Household Income: \$52,028
MSA Pop: 465,000		Sample Target: 810	Total Retail Sales: \$4.7 Bil
DMA: 46 (w/Harrisbg. & York)		% Below Line: 48.8	#1 Biller: WIOV-F \$4,200,000
Average Persons Rating: 15.0		% Not Listed: 16.2	#1 Billing Portfolio
Market TSL in Hours 19.75		Pop per Station: 63,283	Brill \$4,200,000

12+ Metro	Format	Spring 00 1/4 Share	Fall 99	Spg 99	Fall 98	Spg 98	12+ Metro Cume / Rtg	Fall 99	Spg 99	12+ TSA AQH / Cume	Revenue Level	
1	WLAN-F	CHR	64 / 11.3	10.3	10.2	8.7	1147 / 30.2	24.1	27.1	83 / 1737	E	WLAN-F
2	WSOX-F	O	42 / 7.4	6.6	8.7	8.3	664 / 17.5	17.8	17.5	82 / 1218		WSOX-F
3	WRKZ-F	C	41 / 7.2	3.9	5.4	4.2	474 / 12.5	9.8	12.1	93 / 1155		WRKZ-F
4	WDAC-F	REL	40 / 7.0	9.3	6.4	5.8	561 / 14.8	17.0	15.0	58 / 841	D	WDAC-F
5	WROZ-F	SAC	39 / 6.9	7.0	4.4	6.0	641 / 16.9	14.8	12.7	73 / 1259	E	WROZ-F
6	WQXA-F	AOR	38 / 6.7	6.1	6.7	6.2	649 / 17.1	16.8	16.3	88 / 1353		WQXA-F
7	WIOV-F	C	36 / 6.3	7.7	6.7	9.0	539 / 14.2	17.3	15.5	46 / 761	F	WIOV-F
8	WTPA-F	AOR	25 / 4.4	2.0	3.3	1.5	345 / 9.1	6.3	6.4	64 / 925		WTPA-F
8	WARM-F	AC	25 / 4.4	6.1	5.1	6.8	445 / 11.7	14.1	12.8	79 / 1128		WARM-F
10	WRVV-F	AC-AOR	15 / 2.6	4.3	3.1	3.5	311 / 8.2	11.7	9.0	43 / 695		WRVV-F
10	WHP	FS	15 / 2.6	2.5	2.4	3.3	290 / 7.6	6.4	6.0	34 / 603		WHP
12	WLAN	ST	12 / 2.1	1.6	1.5	2.7	175 / 4.6	4.7	4.8	12 / 175	A	WLAN
12	WEGK-F	CL AOR	12 / 2.1	1.8	3.3	3.3	314 / 8.3	8.3	11.5	33 / 732		WEGK-F

12+ FM Share (Metro): 90.76% (432 of 476) (Spring 99: 90.70%)

Teens	18-34	18-49	25-49	25-54	35+	12+ AMD	12+ Mid	12+ PMD	12+ Eve	12+ Wknd
1 WLAN-F >>>	1 WLAN-F >	1 WLAN-F >	1 WLAN-F >	1 WLAN-F	1 WDAC-F	1 WLAN-F	1 WLAN-F	1 WLAN-F >	1 WLAN-F	1 WLAN-F
2 WQXA-F >	2 WQXA-F <	2 WRKZ-F	2 WROZ-F <	2 WSOX-F <	2 WSOX-F	2 WQXA-F	2 WSOX-F <	2 WSOX-F <	2 WDAC-F >	2 WRKZ-F
3 WYCR-F	3 WRKZ-F >	3 WQXA-F	3 WRKZ-F	3 WROZ-F	3 WIOV-F <	3 WDAC-F <	3 WIOV-F	3 WRKZ-F <	3 WROZ-F	2 WDAC-F
3 WRKZ-F >>>	4 WTPA-F	4 WTPA-F <	3 WSOX-F <	4 WRKZ-F <	4 WROZ-F >	4 WIOV-F	3 WROZ-F	4 WROZ-F	3 WSOX-F	4 WSOX-F >
	5 WROZ-F >	5 WIOV-F	5 WTPA-F <	5 WIOV-F	5 WARM-F	5 WROZ-F <	5 WRKZ-F <	4 WDAC-F	3 WRKZ-F	5 WROZ-F
	6 WIOV-F	5 WROZ-F <	6 WIOV-F <	6 WTPA-F <	6 WRKZ-F <	6 WRKZ-F <	6 WARM-F	6 WIOV-F <	6 WQXA-F >	6 WQXA-F
	6 WRVV-F	7 WSOX-F	7 WQXA-F	7 WQXA-F	7 WLAN-F >	7 WSOX-F	6 WQXA-F	7 WQXA-F	7 WTPA-F	7 WIOV-F
		8 WARM-F	8 WRVV-F <	8 WARM-F <	8 WHP	8 WTPA-F <	8 WTPA-F	8 WTPA-F	8 WIOV-F	8 WTPA-F
		9 WRVV-F	9 WARM-F <	9 WDAC-F <	9 WLAN	9 WARM-F	9 WHP	9 WARM-F	9 WYCR-F	9 WARM-F <
			10 WDAC-F	10 WRVV-F >			10 WRVV-F <	10 WEGK-F <		10 WRVV-F

Wom 18-24	Wom 18-34	Wom 25-34	Wom 18-49	Wom 25-54	Men 18-24	Men 18-34	Men 25-34	Men 18-49	Men 25-54	12+ Ovrnite
1 WRKZ-F	1 WLAN-F >>	1 WLAN-F >>	1 WLAN-F >	1 WLAN-F	1 WQXA-F	1 WQXA-F <	1 WLAN-F	1 WLAN-F	1 WLAN-F	1 WLAN-F >
2 WLAN-F >	2 WRKZ-F	2 WROZ-F >	2 WRKZ-F <	2 WROZ-F	2 WLAN-F >	2 WLAN-F >	1 WQXA-F >	1 WQXA-F	2 WQXA-F	2 WSOX-F
3 WQXA-F	3 WROZ-F	3 WTPA-F >	3 WROZ-F	3 WSOX-F >	3 WRKZ-F	3 WRKZ-F	3 WRKZ-F	3 WRKZ-F	3 WRKZ-F	2 WDAC-F <
4 WARM-F >	4 WQXA-F	4 WRVV-F >	4 WSOX-F <	4 WRKZ-F	4 WTPA-F	4 WTPA-F >	3 WTPA-F >>	3 WTPA-F	3 WIOV-F <	4 WRKZ-F
	5 WTPA-F	5 WRKZ-F	5 WARM-F	5 WIOV-F	5 WARM-F	5 WIOV-F >	5 WIOV-F	5 WIOV-F >	5 WTPA-F	5 WROZ-F
	6 WRVV-F	5 WSOX-F >>	6 WRVV-F	5 WARM-F	5 WIOV-F >	6 WSOX-F	5 WRVV-F	6 WSOX-F	5 WSOX-F >	
	7 WARM-F >		7 WQXA-F	5 WDAC-F			5 WSOX-F >	7 WARM-F	7 WROZ-F	
			7 WIOV-F	8 WRVV-F				7 WEGK-F	8 WARM-F	
			7 WDAC-F					9 WRVV-F	9 WEGK-F	
									9 WDAC-F	
									9 WRVV-F	

Consolidation Report	12+	25-54	Revenue
Hall	10.2 %	12.1 %	%
WEGK-FM, WLPA-AM, WROZ-FM			
	10.2 %	12.1 %	%

LANCASTER

Other Rated Stations				Metro Share	Cume Rating	TSA AQH Cume	Format Performance	AM	FM	Total	%	Yr. Ago
WLPA	SPRTS	1490	Lancaster	1.2	4.0	8 165	AC	0 (0)	25 (1)	25 (1)	5.3 %	6.3 %
Other Rated Stations--Outside Market				Metro Share	Cume Rating	TSA AQH Cume	AOR/Classic/NR	0 (0)	93 (6)	93 (6)	19.5 %	22.4 %
KYW	N	1060	Philadelphia	0.4	2.9	3 146	Black/Urban	0 (0)	2 (1)	2 (1)	0.4 %	0.7 %
WADV	REL	940	Lebanon	0.4	1.5	6 112	CHR	0 (0)	90 (6)	90 (6)	18.9 %	16.6 %
WBYN-F	REL	107.5	Boyertown	0.4	1.3	2 70	Classical	0 (0)	0 (0)	0 (0)	0.0 %	0.0 %
WIOQ-F	CHR	102.1	Philadelphia	0.4	2.4	2 109	Country	0 (0)	89 (4)	89 (4)	18.7 %	17.5 %
WIP	SPRTS	610	Philadelphia	0.5	2.6	4 130	Full Service	18 (2)	0 (0)	18 (2)	3.8 %	3.9 %
WJJZ-F	J	106.1	Philadelphia	0.4	1.5	3 82	Hispanic	0 (0)	0 (0)	0 (0)	0.0 %	0.0 %
WNNK-F	CHR	104.1	Harrisburg	0.5	3.0	24 529	Jazz	0 (0)	2 (1)	2 (1)	0.4 %	0.0 %
WUGL-F	O	98.1	Philadelphia	0.9	2.6	5 104	News/Talk	2 (1)	0 (0)	2 (1)	0.4 %	0.7 %
WPLY-F	CHR-NR	100.3	Media	0.5	1.1	3 49	Oldies	0 (0)	50 (3)	50 (3)	10.5 %	12.5 %
WRBT-F	C	94.9	Harrisburg	0.7	3.0	20 379	Others/Unknown	0 (0)	0 (0)	0 (0)	0.0 %	0.0 %
WRFY-F	CHR	102.5	Reading	1.2	7.1	10 337	Religion/Gospel	2 (1)	42 (2)	44 (3)	9.2 %	10.0 %
WSBA	FS	103.3	York	0.5	2.3	16 414	Soft AC	0 (0)	39 (1)	39 (1)	8.2 %	5.4 %
WUSL-F	B	98.9	Philadelphia	0.4	2.1	3 91	Sports	10 (2)	0 (0)	10 (2)	2.1 %	1.4 %
WWKL-F	O	99.3	Harrisburg	0.5	2.6	17 317	Standards/EZ	12 (1)	0 (0)	12 (1)	2.5 %	2.7 %
WXCY-F	C	103.7	Havre de Grace, MD	1.4	3.0	10 132	Totals	44 (7)	432 (25)	476 (32)		
WYCR-F	CHR	98.5	York	1.9	9.8	52 1193						
WYSP-F	T/CL AOR	94.1	Philadelphia	0.4	1.7	3 72						

AM Stations

WLAN	1390	5 kw/1 kw (DA-2)	Standards	Westwd	\$<20.00	Clr Chnl	Clear Channel	Lancaster
------	------	------------------	-----------	--------	----------	----------	---------------	-----------

FM Stations

WDAC	94.5	19 kw @ 810	Religion	SRN	\$54.00	Dome	WDAC, Inc.	Lancaster
WIOV	105.1	25 kw @ 696	Country	ABC, Westwd	\$75.00	Mc-Guild	Brill	Ephrata
WLAN	96.9	50 kw @ 500	CHR	Westwd	\$50.00	Clr Chnl	Clear Channel	Lancaster
WROZ	101.3	6.9 kw @ 1289	Soft AC		\$66.00	D&R	Hall	Lancaster

Notes: Other ranked stations – See Harrisburg or York . . . No revenue percentages are available in the Consolidation Report due to overlap with Harrisburg and York

LANSING

Arbitron Rank: 115 Pop (12+): 371,800
 MSA Rank: 114
 MSA Pop: 450,000
 DMA: 108
 Average Persons Rating: 14.3
 Market TSL in Hours: 19.00

Stations: 21 / 13
 Diaries: 1,031/ 361:1/ 56.7%
 Sample Target: 990
 % Below Line: 6.4
 % Not Listed: 21.6
 Pop per Station: 28,600

Last Year's Revenue: \$20,000,000
 Household Income: \$48,100
 Total Retail Sales: \$5.3 Bil.
 #1 Biller: WFMK-F \$4,720,000
 #1 Billing Portfolio
 Citadel \$14,420,000

12+ Metro	Format	Spring 00 1/4 Share	Win 00	Fall 99	Sum 99	Spg 99	4-Book Avg.	12+ Metro Cume / Rtg.	Fall 99	Spg 99	12+ TSA AQH / Cume	Revenue Level	
1	WITL-F	62 / 11.6	10.9	10.7	11.9	14.4	11.3	794 / 21.4	22.7	24.2	105 / 1442	E	WITL-F
2	WHZZ-F	57 / 10.7	10.9	11.1	8.8	8.2	10.4	1054 / 28.4	30.2	24.6	62 / 1320	C	WHZZ-F
3	WFMK-F	43 / 8.1	8.9	9.4	10.1	8.9	9.1	754 / 20.3	21.5	19.4	67 / 1154	F	WFMK-F
4	WMMQ-F	42 / 7.9	6.9	7.3	7.0	7.8	7.3	647 / 17.4	15.7	16.6	64 / 988	D	WMMQ-F
5	WJIM-F	39 / 7.3	8.9	9.4	8.6	7.8	8.6	733 / 19.7	23.1	20.7	62 / 1205	D	WJIM-F
6	WJXQ-F	38 / 7.1	6.0	5.1	7.4	6.9	6.4	657 / 17.7	16.0	16.2	110 / 1502	C	WJXQ-F
7	WQHH-F	28 / 5.3	4.0	4.3	3.4	2.7	4.2	419 / 11.3	9.6	7.6	29 / 471	B	WQHH-F
8	WVWX-F	25 / 4.7	3.6	4.5	5.0	4.2	4.4	696 / 18.7	18.5	16.7	31 / 800	B	WVWX-F
9	WILS	20 / 3.8	5.5	3.2	5.2	4.2	4.4	238 / 6.4	6.1	7.3	21 / 285	A	WILS
10	WJIM	15 / 2.8	4.5	3.6	3.4	4.0	3.6	262 / 7.1	9.7	8.6	15 / 298	C	WJIM
11	WXIK-F	11 / 2.1	2.2	1.7	2.5	2.2	2.1	288 / 7.7	5.7	8.7	28 / 700	B	WXIK-F
11	WJR	11 / 2.1	3.5	1.9	1.8	2.0	2.3	245 / 6.6	7.8	5.9	45 / 810		WJR

12+ FM Share (Metro): 88.04% (368 of 418) (Spring 99: 85.52%)

Teens	18-34	18-49	25-49	25-54	35+	12+ AMD	12+ Mid	12+ PMD	12+ Eve	12+ Wknd
1 WHZZ-F >	1 WHZZ-F >	1 WHZZ-F	1 WMMQ-F	1 WMMQ-F	1 WITL-F	1 WITL-F	1 WITL-F <	1 WHZZ-F <	1 WHZZ-F	1 WITL-F
2 WVWX-F	2 WJXQ-F <	2 WITL-F	2 WJXQ-F	2 WITL-F	2 WJIM-F	2 WJXQ-F	2 WHZZ-F	2 WITL-F	2 WITL-F	2 WHZZ-F >
3 WQHH-F >>>	3 WITL-F <	2 WMMQ-F <	2 WFMK-F <	2 WFMK-F	3 WMMQ-F <	3 WJIM-F <	3 WMMQ-F <	3 WFMK-F <	3 WQHH-F	3 WFMK-F <
	4 WQHH-F	4 WJXQ-F <	4 WITL-F <	4 WHZZ-F	4 WFMK-F	4 WHZZ-F <	4 WFMK-F	4 WMMQ-F <	4 WFMK-F	4 WJIM-F <
	5 WFMK-F <	5 WFMK-F >	5 WHZZ-F	4 WJXQ-F <	5 WILS >	5 WMMQ-F	5 WJIM-F <	5 WJXQ-F <	5 WVWX-F <	5 WQHH-F
	6 WVWX-F	6 WJIM-F	6 WJIM-F >	6 WJIM-F >>	6 WHZZ-F <	6 WFMK-F >>	6 WJXQ-F >	6 WJIM-F	6 WMMQ-F >	6 WMMQ-F <
	7 WMMQ-F >>	7 WQHH-F	7 WVWX-F	7 WVWX-F	7 WJXQ-F <	7 WVWX-F	7 WJIM <	7 WQHH-F	7 WJIM-F	7 WVWX-F <
		8 WVWX-F >>			8 WJIM	7 WQHH-F	8 WVWX-F	8 WVWX-F	7 WJXQ-F >	8 WILS
					9 WJR >>		8 WILS	9 WILS >>		8 WJXQ-F >>
							8 WQHH-F >			

Wom 18-24	Wom 18-34	Wom 25-34	Wom 18-49	Wom 25-54	Men 18-24	Men 18-34	Men 25-34	Men 18-49	Men 25-54	12+ Ovrnite
1 WHZZ-F >	1 WHZZ-F >	1 WHZZ-F	1 WHZZ-F	1 WFMK-F <	1 WJXQ-F	1 WJXQ-F >	1 WJXQ-F >	1 WJXQ-F <	1 WMMQ-F	1 WITL-F >>
2 WQHH-F >	2 WQHH-F	2 WITL-F	2 WITL-F	2 WITL-F	2 WHZZ-F	2 WMMQ-F <	2 WMMQ-F	2 WMMQ-F >	2 WJXQ-F >	2 WMMQ-F
3 WITL-F	3 WITL-F >	3 WFMK-F >	3 WFMK-F >	3 WHZZ-F	3 WITL-F	3 WHZZ-F	3 WVWX-F >	3 WHZZ-F <	3 WJIM-F	3 WHZZ-F >
4 WVWX-F >>	4 WFMK-F >	4 WQHH-F	4 WQHH-F	4 WJIM-F >	3 WQHH-F >	4 WVWX-F	4 WHZZ-F	4 WITL-F <	4 WITL-F <	4 WVWX-F
	5 WVWX-F	5 WJXQ-F >	5 WJIM-F	5 WMMQ-F >	5 WVWX-F	4 WITL-F	4 WFMK-F	5 WFMK-F <	5 WFMK-F	4 WJIM-F
			6 WMMQ-F	6 WMMQ-F	5 WMMQ-F	6 WQHH-F	6 WITL-F >	6 WVWX-F	6 WHZZ-F	4 WJXQ-F
			7 WVWX-F	7 WVWX-F	5 WFMK-F >	6 WFMK-F >>	6 WJIM-F	7 WVWX-F >	7 WVWX-F	4 WFMK-F
								8 WXIK-F		

Other Rated Stations				Metro Share	Cume Rating	TSA AQH Cume	Other Rated Stations--Outside Market				Metro Share	Cume Rating	TSA AQH Cume
WVFN	SPRIS	730	East Lansing	0.4	3.5	3 167	WBCT-F	C	93.7	Grand Rapids	0.4	1.8	24 380
WXLA	B	1140	Dimondale	0.4	1.0	2 42	WCUZ-F	C	101.3	Grand Rapids	0.6	1.9	6 194
							WIOG-F	AC/CHR	102.5	Bay City	0.8	4.3	13 374
							WKFR-F	CHR	103.3	Battle Creek	0.4	2.1	28 581
							WODJ-F	O	107.3	Greenville	0.4	2.5	7 226
							WOOD-F	SAC	105.7	Grand Rapids	0.9	2.9	20 373
							WRIF-F	AOR	101.1	Detroit	0.9	2.1	25 508

LANSING

Consolidation Report	12+	25-54	Revenue	Format Performance	AM	FM	Total	%	Yr. Ago
Citadel	38.1 %	44.7 %	72.1 %	AC	0 (0)	47 (2)	47 (2)	11.2 %	11.1 %
WFMK-FM, WITL-FM, WJIM-AM, WJIM-FM, WMMQ-FM, WVFN-AM				AOR/Classic/NR	0 (0)	110 (4)	110 (4)	26.3 %	24.9 %
Rubber City	13.9 %	15.3 %	14.9 %	Black/Urban	2 (1)	28 (1)	30 (2)	7.2 %	3.4 %
WJXQ-FM, WWDX-FM, WXIK-FM				CHR	0 (0)	59 (2)	59 (2)	14.1 %	11.5 %
	52.0 %	60.0 %	87.0 %	Classical	0 (0)	0 (0)	0 (0)	0.0 %	0.0 %
				Country	0 (0)	78 (4)	78 (4)	18.7 %	22.6 %
				Full Service	11 (1)	0 (0)	11 (1)	2.6 %	2.5 %
				Hispanic	0 (0)	0 (0)	0 (0)	0.0 %	0.0 %
				Jazz	0 (0)	0 (0)	0 (0)	0.0 %	0.0 %
				News/Talk	15 (1)	0 (0)	15 (1)	3.6 %	5.0 %
				Oldies	0 (0)	41 (2)	41 (2)	9.8 %	10.6 %
				Others/Unknown	0 (0)	0 (0)	0 (0)	0.0 %	0.0 %
				Religion/Gospel	0 (0)	0 (0)	0 (0)	0.0 %	0.5 %
				Soft AC	0 (0)	5 (1)	5 (1)	1.2 %	0.9 %
				Sports	2 (1)	0 (0)	2 (1)	0.5 %	1.4 %
				Standards/EZ	20 (1)	0 (0)	20 (1)	4.8 %	5.2 %
				Totals	50 (5)	368 (16)	418 (21)		

AM Stations

Station	Power	Time	Format	ABC	\$ NA	D&R	MacDonald	Lansing
WILS	1320	5 kw/1 kw (DA-2)	Standards	ABC	\$ NA	D&R	MacDonald	Lansing
WJIM	1240	1 kw	Talk	Westwd	<\$20.00	Eastman	Citadel	Lansing

FM Stations

Station	Power	Time	Format	ABC	\$ NA	D&R	MacDonald	Lansing
WFMK	99.1	28 kw @ 600	AC		\$75.00	Eastman	Citadel	East Lansing
WHZZ	101.7	3.3 kw @ 289	CHR		<\$20.00	D&R	MacDonald	Lansing
WITL	100.7	26.5 kw @ 643	Country	ABC	\$84.00	Eastman	Citadel	Lansing
WJIM	97.5	45 kw @ 512	Oldies	ABC	\$41.00	Eastman	Citadel	Lansing
WJXQ	106.1	50 kw @ 489	AOR		\$50.00	Katz	Rubber City	Jackson
WMMQ	94.9	49 kw @ 500	Classic AOR	ABC	\$28.00	Eastman	Citadel	East Lansing
WQHH	96.5	3 kw @ 328	Black		<\$20.00	Allied	WXLA	DeWitt
WWDX	92.1	4 kw @ 400	New Rock		<\$20.00	Katz	Rubber City	St. Johns
WXIK	94.1	40 kw @ 551	Country	ABC	\$25.00	Katz	Rubber City	Jackson

Notes: WJR -- See Detroit

LAS VEGAS

Arbitron Rank: 40 **Pop (12+):** 1,101,200
MSA Rank: 41
MSA Pop: 1,530,000
DMA: 56
Average Persons Rating: 15.9
Market TSL In Hours: 21.25

Stations: 24 / 24
Diaries: 1,916/ 575:1/ 50.9%
Sample Target: 1,980
% Below Line: 0.0
% Not Listed: 15.8
Pop per Station: 45,883

Last Year's Revenue: \$71,900,000
Household Income: \$43,823
Total Retail Sales: \$15.2 Bil
#1 Biller: KLUC-F \$8,325,000
#1 Billing Portfolio: CBS/Infinity \$28,825,000

12+ Metro	Format	Spring 00 1/4 Share	Win 00	Fall 99	Sum 99	Spg 99	4-Book Avg.	12+ Metro Cume / Rtg.	Fall 99	Spg 99	12+ TSA AQH / Cume	Revenue Level	
1	KJUL-F	171 / 9.8	7.9	9.0	11.0	8.0	9.4	1747 / 15.9	15.6	14.5	196 / 1927	D	KJUL-F
2	KSNE-F	131 / 7.5	7.1	6.9	6.5	5.9	7.0	1638 / 14.9	14.0	13.1	131 / 1648	G	KSNE-F
3	KLUC-F	130 / 7.4	6.8	9.1	9.0	9.7	8.1	2520 / 22.9	21.9	21.9	133 / 2551	H	KLUC-F
4	KVNR-F	105 / 6.0	8.8	5.9	5.6	5.5	6.6	1555 / 14.1	13.1	13.5	108 / 1624	G	KVNR-F
5	KXTE-F	95 / 5.4	5.6	6.5	5.6	5.8	5.8	1510 / 13.7	14.8	15.2	101 / 1602	G	KXTE-F
6	KOOL-F	94 / 5.4	4.8	3.9	4.3	4.8	4.6	1201 / 10.9	10.7	11.6	108 / 1348	E	KOOL-F
7	KMXB-F	93 / 5.3	5.8	5.9	7.3	7.6	6.1	1876 / 17.0	18.0	20.7	94 / 1893	H	KMXB-F
8	KOMP-F	88 / 5.0	4.4	3.6	5.0	4.0	4.5	1119 / 10.2	8.8	8.5	101 / 1267	F	KOMP-F
9	KISF-F	78 / 4.4	5.7	5.5	4.0	5.0	4.9	840 / 7.6	7.3	10.3	78 / 848	C	KISF-F
10	KXPT-F	68 / 3.9	3.9	2.7	4.2	3.4	3.7	1389 / 12.6	9.4	10.1	79 / 1469	F	KXPT-F
11	KXNT	64 / 3.6	3.0	3.5	3.1	2.6	3.3	847 / 7.7	6.9	6.8	64 / 852	C	KXNT
12	KFMS-F	63 / 3.6	4.5	3.2	3.5	4.2	3.7	1611 / 14.6	8.4	10.0	64 / 1643	D	KFMS-F
13	KKLZ-F	57 / 3.3	3.7	3.8	3.0	3.3	3.4	1112 / 10.1	10.9	10.4	57 / 1127	G	KKLZ-F
14	KMZQ-F	55 / 3.1	2.9	3.4	4.3	3.2	3.4	1325 / 12.0	10.7	9.7	55 / 1326	G	KMZQ-F
15	KVBC-F	38 / 2.2	1.4	2.3	2.6	2.2	2.1	553 / 5.0	5.3	6.7	38 / 566	B	KVBC-F
16	KSTJ-F	28 / 1.6	1.7	2.4	2.6	2.8	2.1	829 / 7.5	9.0	10.8	28 / 836	D	KSTJ-F
17	KDWN	25 / 1.4	0.8	1.6	1.2	0.9	1.3	419 / 3.8	4.3	3.1	26 / 444	A	KDWN
18	KSFN	23 / 1.3	1.5	1.2	0.4		1.1	296 / 2.7	2.3		23 / 296		KSFN

12+ FM Share (Metro) 87.67% (1294 of 1476) (Spring 99: 88.97%)

Teens	18-34	18-49	25-49	25-54	35+	12+ AMD	12+ Mid	12+ PMD	12+ Eve	12+ Wknd
1 KLUC-F >	1 KLUC-F <	1 KLUC-F <	1 KOMP-F <	1 KSNE-F	1 KJUL-F >	1 KJUL-F <	1 KJUL-F	1 KJUL-F	1 KLUC-F >	1 KJUL-F >
2 KFMS-F	2 KXTE-F	2 KOMP-F <	2 KSNE-F <	2 KOMP-F <	2 KSNE-F	2 KSNE-F <	2 KSNE-F	2 KLUC-F <	2 KJUL-F	2 KLUC-F
3 KXTE-F >	3 KMXB-F <	3 KMXB-F	3 KVNR-F <	3 KVNR-F <	3 KOOL-F <	3 KXTE-F <	3 KXTE-F	3 KSNE-F	3 KXTE-F <	3 KVNR-F
4 KMXB-F >	4 KOMP-F	3 KXTE-F <	4 KMXB-F <	4 KLUC-F <	4 KVNR-F	4 KVNR-F <	4 KVNR-F <	4 KVNR-F <	4 KSNE-F <	3 KSNE-F <
5 KISF-F	5 KSNE-F <	5 KLUC-F <	5 KMXB-F <	5 KXNT	5 KLUC-F <	5 KOOL-F <	5 KOOL-F <	5 KXTE-F <	5 KMXB-F <	5 KMXB-F
6 KFMS-F	6 KVNR-F	6 KXPT-F <	6 KXPT-F <	6 KXPT-F <	6 KISF-F	6 KOMP-F <	6 KOOL-F	6 KOOL-F	6 KFMS-F	6 KOOL-F <
7 KVNR-F	7 KISF-F <	7 KXTE-F	7 KOOL-F <	7 KOMP-F	6 KOOL-F	6 KOMP-F	6 KOMP-F <	7 KISF-F <	7 KXTE-F <	7 KXTE-F <
8 KKLZ-F <	8 KXPT-F	7 KISF-F <	8 KISF-F <	8 KISF-F <	8 KMZQ-F	8 KOMP-F <	7 KXNT	8 KMXB-F	8 KXNT	8 KISF-F <
	9 KKLZ-F	9 KKLZ-F	9 KXTE-F <	8 KMXB-F	9 KMXB-F	9 KXTE-F <	9 KXTE-F <	9 KXPT-F <	8 KVNR-F	9 KOMP-F <
	10 KFMS-F <	10 KOOL-F	10 KKLZ-F	8 KLUC-F <	10 KXNT	10 KXPT-F <	10 KKLZ-F <	10 KOMP-F <	10 KXPT-F <	10 KXPT-F <

Wom 18-24	Wom 18-34	Wom 25-34	Wom 18-49	Wom 25-54	Men 18-24	Men 18-34	Men 25-34	Men 18-49	Men 25-54	12+ Ovrnht
1 KLUC-F	1 KLUC-F	1 KMXB-F	1 KLUC-F <	1 KSNE-F	1 KXTE-F >	1 KXTE-F	1 KOMP-F	1 KOMP-F <	1 KOMP-F	1 KJUL-F
2 KFMS-F	2 KMXB-F >	1 KLUC-F	2 KMXB-F	2 KMXB-F	2 KLUC-F >	2 KOMP-F	2 KXTE-F >	2 KXTE-F >	2 KXTE-F	2 KLUC-F
3 KMXB-F	3 KFMS-F <	3 KISF-F	2 KSNE-F	2 KLUC-F <	3 KFMS-F	3 KLUC-F	3 KKLZ-F	3 KLUC-F	2 KOOL-F <	3 KXNT <
4 KXTE-F	4 KISF-F	4 KOMP-F	4 KVNR-F	4 KVNR-F	3 KOMP-F	4 KISF-F	4 KLUC-F	3 KXPT-F	4 KVNR-F <	4 KXTE-F
5 KSNE-F	5 KXTE-F	4 KVNR-F <	5 KISF-F	5 KISF-F	5 KMXB-F	5 KKLZ-F <	4 KISF-F <	3 KVNR-F <	5 KXPT-F <	4 KOOL-F
6 KVNR-F	6 KVNR-F	6 KXPT-F	6 KMZQ-F	6 KMZQ-F <	6 KISF-F	6 KMXB-F	6 KMXB-F	6 KKLZ-F	6 KKLZ-F <	6 KKLZ-F <
7 KOMP-F	7 KXTE-F	6 KFMS-F <	7 KOMP-F	7 KOMP-F	7 KVNR-F	7 KVNR-F	6 KOOL-F	7 KISF-F	7 KISF-F	7 KSNE-F
7 KSNE-F <	8 KFMS-F	8 KXPT-F	7 KJUL-F <	7 KJUL-F <	8 KFMS-F	6 KSNE-F	7 KMXB-F	7 KMXB-F	8 KLUC-F	8 KLUC-F
9 KXPT-F	8 KMZQ-F	8 KOMP-F	9 KXPT-F	9 KXPT-F	9 KXPT-F	6 KVNR-F	9 KSNE-F <	8 KISF-F <	8 KISF-F <	
9 KMZQ-F >	10 KSNE-F	10 KXTE-F	10 KOOL-F	10 KOOL-F			10 KOOL-F >	10 KMXB-F >		

Other Rated Stations			Metro Share	Cume Rating	TSA AQH Cume		
*BAD	SPRTS	920	Las Vegas	0.5	1.5	8	171
*BOI	SP-C	1250	Henderson	0.6	1.5	11	161
*ENO	SPRTS	1450	Las Vegas	0.8	2.8	14	356
*KVV	REL	1050	Las Vegas	0.5	0.7	10	61
*LSQ	SP	870	Laughlin	0.7	1.5	12	174
*NUJ	N-T	970	Las Vegas	0.9	2.9	15	323

LAS VEGAS

Consolidation Report	12+	25-54	Revenue	Format Performance	AM	FM	Total	%	Yr. Ago
Beasley, pend. KJUL-FM, KKLZ-FM, KSTJ-FM	14.7 %	10.4 %	14.8 %	AC	0 (0)	176 (3)	176 (3)	11.9 %	16.4 %
CBS/Infinity KLUC-FM, KMXB-FM, KMZQ-FM, KSFN-AM, KXNT-AM, KXTE-FM	26.1 %	25.0 %	40.1 %	AOR/Classic/NR	0 (0)	240 (3)	240 (3)	16.3 %	19.4 %
Clear Channel KFMS-FM, KQOL-FM, KSNE-FM, KWNR-FM	22.5 %	22.8 %	23.6 %	Black/Urban	0 (0)	0 (0)	0 (0)	0.0 %	0.0 %
Lotus KBAD-AM, KENO-AM, KOMP-FM, KXPT-FM	10.2 %	14.3 %	13.0 %	CHR	0 (0)	193 (2)	193 (2)	13.1 %	11.4 %
				Classical	0 (0)	0 (0)	0 (0)	0.0 %	0.0 %
				Country	0 (0)	105 (1)	105 (1)	7.1 %	11.4 %
				Full Service	0 (0)	0 (0)	0 (0)	0.0 %	0.0 %
				Hispanic	23 (2)	116 (2)	139 (4)	9.4 %	10.3 %
				Jazz	0 (0)	0 (0)	0 (0)	0.0 %	0.0 %
				News/Talk	104 (3)	0 (0)	104 (3)	7.0 %	7.9 %
				Oldies	23 (1)	162 (2)	185 (3)	12.5 %	5.7 %
				Others/Unknown	0 (0)	0 (0)	0 (0)	0.0 %	0.0 %
				Religion/Gospel	10 (1)	0 (0)	10 (1)	0.7 %	0.0 %
				Soft AC	0 (0)	131 (1)	131 (1)	8.9 %	6.9 %
				Sports	22 (2)	0 (0)	22 (2)	1.5 %	1.3 %
				Standards/EZ	0 (0)	171 (1)	171 (1)	11.6 %	9.4 %
	73.5 %	72.5 %	91.5 %	Totals	182 (9)	1294 (15)	1476 (24)		

AM Stations

Station	Power	Frequency	Format	Market	Revenue	Owner	City
KDWN	720	50 kw (DA-N)	Talk	AP, Westwd	\$ 23.00	Roslin	Las Vegas
KSFN	1140	10 kw/2.5 kw (DA-N)	Oldies		\$ NA	Eastman	N. Las Vegas
KXNT	840	50 kw/25 kw (DA-2)	Talk	ABC, CBS	\$27.00	Eastman	N. Las Vegas

FM Stations

Station	Power	Frequency	Format	Market	Revenue	Owner	City
KFMS	101.9	100 kw @ 1180	CHR		\$55.00	Katz	Las Vegas
KISF	103.5	100 kw @ 1158	Hispanic		--	Hispanic	Las Vegas
KJUL	104.3	24.5 kw @ 3727	Standards	Westwd	\$ 48.00	Allied	N. Las Vegas
KKLZ	96.3	100 kw @ 1176	Classic ADR		\$60.00	Sentry	Las Vegas
KLUC	98.5	100 kw @ 1180	CHR		\$67.00	Eastman	Las Vegas
KMXB	94.1	100 kw @ 1210	AC/CHR		\$44.00	Eastman	Henderson
KMZQ	100.5	100 kw @ 1104	AC		\$80.00	Eastman	Henderson
KOMP	92.3	100 kw @ 1520	AOR		\$62.00	Christal	Las Vegas
KQOL	93.1	24 kw @ 3743	Oldies		\$ 24.00	Katz	Las Vegas
KSNE	106.5	100 kw @ 1155	Soft AC		\$92.00	Katz	Las Vegas
KSTJ	105.5	3.7 kw @ 1588	AC/CHR		\$38.00	Allied	Boulder City
KVBC	105.1	50 kw @ 36	Hispanic Contemp.		\$ NA	Caballero	Las Vegas
KWNR	95.5	100 kw @ 1160	Country		\$88.00	D&R	Henderson
KXPT	97.1	100 kw @ 1919	Classic Hits		\$40.00	Christal	Las Vegas
KXTE	107.5	25 kw @ 3678	AOR-New Rock		\$50.00	Eastman	Pahrump

Notes: 5/00 KLSQ (870) changed from Hispanic AC to Hispanic . . . 6/00 KJUL-F, KKLZ-F and KSTJ-F sold by Centennial to Beasley as part of a two-market, \$138,000,000 transaction . . . 6/00 KVBC-F changed calls to KRRN-F

LEXINGTON

Arbitron Rank 106 Pop (12+) 385,900	Stations 28 / 19	Last Year's Revenue: \$23,000,000
MSA Rank: 112	Diaries: 1,198 / 322:1 / 52.0%	Household Income: \$42,404
MSA Pop: 459,000	Sample Target: 1,180	Total Retail Sales: \$5.5 Bil.
DMA: 67	% Below Line: 5.8	#1 Biller: WVLK-F \$4,800,000
Average Persons Rating: 14.2	% Not Listed: 14.0	#1 Billing Portfolio
Market TSL In Hours 18.45	Pop per Station: 20,311	Clear Channel \$10,690,000

12+ Metro	Format	Spring 00 1/4 Share	Fall 99	Spg 99	Fall 98	Spg 98	12+ Metro Cume / Rtg	Fall 99	Spg 99	12+ TSA AQH / Cume	Revenue Level	
1	WVLK-F	65 / 11.8	11.2	12.3	10.4	13.3	883 / 22.9	24.7	24.7	122 / 1872	F	WVLK-F
2	WLKT-F	63 / 11.5	8.0	7.3	10.0	11.2	965 / 25.0	24.4	23.5	107 / 1770	D	WLKT-F
3	WKQQ-F	40 / 7.3	6.7	6.7	7.0	8.1	711 / 18.4	19.4	17.5	71 / 1283	D	WKQQ-F
4	WBUL-F	38 / 6.9	8.2	6.7	8.3	8.1	727 / 18.8	19.5	16.1	75 / 1457	C	WBUL-F
5	WVLK	31 / 5.6	7.4	6.2	8.9	6.2	471 / 12.2	15.8	11.8	38 / 650	D	WVLK
6	WMXL-F	30 / 5.5	5.5	6.7	8.5	8.1	626 / 16.2	16.1	19.3	58 / 1146	E	WMXL-F
7	WXZZ-F	28 / 5.1	4.0	3.9	3.8	3.9	477 / 12.4	13.2	13.0	37 / 598	B	WXZZ-F
8	WGKS-F	24 / 4.4	4.9	5.4	4.9	4.6	429 / 11.1	12.8	14.3	35 / 618	B	WGKS-F
8	WBTF-F	24 / 4.4	5.9	5.8	2.6		391 / 10.1	10.4	10.7	32 / 493	A	WBTF-F
10	WLRO-F	19 / 3.5	3.0	3.4	4.5	5.0	447 / 11.6	9.8	9.4	27 / 612	B	WLRO-F
11	WLTO-F	16 / 2.9	3.2	2.6	2.5	1.7	288 / 7.5	7.5	7.4	18 / 366	A	WLTO-F
12	WLAP	15 / 2.7	3.0	3.0	3.4	3.3	262 / 6.8	8.6	6.8	17 / 353	B	WLAP
13	WCDA-F	14 / 2.5	3.2	4.9			478 / 12.4	14.3	12.3	22 / 590	A	WCDA-F

12+ FM Share (Metro): 82.20% (388 of 472) (Spring 99: 81.78%)

Teens	18-34	18-49	25-49	25-54	35+	12+ AMD	12+ Mid	12+ PMD	12+ Eve	12+ Wknd
1 WLKT-F >>>	1 WLKT-F	1 WLKT-F	1 WLK-F	1 WVLK-F	1 WVLK-F >	1 WVLK-F	1 WVLK-F	1 WLKT-F	1 WLKT-F >	1 WLKT-F
2 WXZZ-F >	2 WKQQ-F >	2 WVLK-F	2 WLKT-F	2 WLKT-F	2 WVLK	2 WKQQ-F <	2 WLKT-F >	2 WVLK-F >	2 WVLK-F <	1 WVLK-F >
3 WBTF-F	3 WXZZ-F	3 WKQQ-F	3 WKQQ-F	3 WKQQ-F	3 WBUL-F	3 WVLK	3 WBUL-F	3 WKQQ-F <	3 WKQQ-F >	3 WBUL-F
	3 WMXL-F	4 WMXL-F	4 WMXL-F	4 WMXL-F <	4 WGKS-F	4 WLKT-F	4 WKQQ-F <	4 WBUL-F	4 WBTF-F	4 WMXL-F
	5 WVLK-F <	5 WBUL-F <	5 WBUL-F	5 WBUL-F	5 WMXL-F	5 WBUL-F	5 WMXL-F <	5 WMXL-F	5 WMXL-F	5 WKQQ-F <
	6 WBTF-F	6 WXZZ-F	6 WXZZ-F <	6 WXZZ-F	6 WKQQ-F	6 WXZZ-F	6 WXZZ-F <	6 WXZZ-F <	5 WXZZ-F <	6 WVLK
	7 WBUL-F	7 WBTF-F <	7 WLRO-F	6 WGKS-F <	6 WLAP	7 WMXL-F	7 WGKS-F <	7 WGKS-F <	7 WGKS-F <	6 WXZZ-F
		8 WLRO-F	8 WLTO-F	8 WLRO-F	6 WLKT-F	8 WBTF-F	8 WVLK	8 WVLK <	8 WBUL-F <	8 WGKS-F
			9 WGKS-F	9 WBTF-F	6 WLTO-F <	9 WBTF-F	9 WBTF-F <	9 WBTF-F	9 WLRO-F	8 WBTF-F
			9 WBTF-F	9 WLTO-F	10 WLRO-F >		10 WLAP	10 WLRO-F		10 WLRO-F
										10 WLTO-F

Wom 18-24	Wom 18-34	Wom 25-34	Wom 18-49	Wom 25-54	Men 18-24	Men 18-34	Men 25-34	Men 18-49	Men 25-54	12+ Ovnrte
1 WLKT-F >>	1 WLKT-F >>	1 WLKT-F >	1 WLKT-F	1 WVLK-F	1 WKQQ-F >	1 WKQQ-F	1 WKQQ-F	1 WKQQ-F >	1 WKQQ-F <	1 WLKT-F >
2 WCDA-F	2 WMXL-F	2 WVLK-F	2 WVLK-F	2 WLKT-F	2 WLKT-F >	2 WLKT-F >	2 WLKT-F >	2 WLKT-F <	2 WVLK-F >	2 WVLK-F
2 WBTF-F	3 WBUL-F	3 WBUL-F	3 WMXL-F	3 WMXL-F <	3 WXZZ-F	3 WXZZ-F >	3 WXZZ-F	3 WVLK-F	3 WLKT-F	3 WBTF-F
2 WMXL-F	3 WVLK-F	3 WMXL-F	4 WBUL-F	4 WBUL-F	4 WBTF-F	4 WMXL-F	4 WMXL-F >	4 WXZZ-F	4 WLRO-F	4 WXZZ-F
5 WBUL-F	5 WXZZ-F	5 WXZZ-F	5 WGKS-F	5 WGKS-F >	4 WVLK-F >	4 WBTF-F	5 WLRO-F >	5 WLRO-F <	5 WBUL-F	4 WVLK
5 WVLK-F >	5 WCOA-F	6 WKQQ-F	6 WXZZ-F	6 WKQQ-F	6 WVLK-F	6 WVLK-F	6 WVLK-F	6 WMXL-F	5 WXZZ-F	4 WKQQ-F >
	5 WBTF-F	6 WGKS-F >	6 WBTF-F	6 WBTF-F	6 WLRO-F			7 WBUL-F	5 WMXL-F	
			8 WCDA-F	6 WXZZ-F				7 WBTF-F	8 WLAP	
			8 WKQQ-F	9 WLTO-F					8 WLTO-F	
				9 WVLK					8 WBTF-F >	

Other Rated Stations		Metro Share	Cume Rating	TSA AQH Cume
WCGW	REL 770 Nicholasville	0.9	3.6	6 161
WJMM-F	REL 99.3 Harrodsburg	0.7	4.3	6 200
WLXG	SPRTS 1300 Lexington	1.3	3.7	7 155
WTKT	ST 1580 Georgetown	1.3	3.4	7 132
WUGR	B/G 1250 Nicholasville	0.7	1.5	4 59
WVRB-F	REL-CC 105.9 Wilmore	1.1	3.0	6 131

Other Rated Stations--Outside Market				Metro Share	Cume Rating	TSA AQH Cume
WCYO-F	C 100.7 Irvine	0.5	1.6	6 159		
WHAS	FS 840 Louisville	1.3	4.2	31 531		
WKYL-F	SAC 102.1 Lawrenceburg	0.7	2.1	7 122		
WLW	FS/T 700 Cincinnati	0.4	1.7	10 230		
WRNZ-F	O 105.1 Lancaster	0.5	1.5	12 160		
WSAI	ST 1530 Cincinnati	1.1	1.9	7 88		
WGSF-F	C 101.1 Hazard	0.4	1.5	4 122		
WSTL-F	REL-CC 92.1 Carlisle	0.4	1.5	8 98		
WTFX-F	AOR 100.5 Louisville	0.5	1.8	11 223		

LEXINGTON

Consolidation Report	12+	25-54	Revenue	Format Performance	AM	FM	Total	%	Yr. Ago
Clear Channel WBUL-FM, WKQQ-FM, WLAP-AM, WLKT-FM, WMST-FM, WMLX-FM, WTGT-AM	35.2 %	34.7 %	46.5 %	AC	0 (0)	68 (3)	68 (3)	14.4 %	20.2 %
Cumulus WLRO-FM, WLTO-FM, WVLK-AM, WVLK-FM, WXZZ-FM	28.9 %	29.3 %	41.9 %	AOR/Classic/NR	0 (0)	90 (4)	90 (4)	19.1 %	16.7 %
L. M. WCDA-FM, WGKS-FM, WLXG-AM	8.2 %	8.8 %	5.7 %	Black/Urban	0 (0)	40 (2)	40 (2)	8.5 %	9.8 %
				CHR	0 (0)	63 (1)	63 (1)	13.3 %	8.5 %
				Classical	0 (0)	0 (0)	0 (0)	0.0 %	0.0 %
				Country	0 (0)	108 (4)	108 (4)	22.9 %	22.1 %
				Full Service	40 (3)	0 (0)	40 (3)	8.5 %	9.8 %
				Hispanic	0 (0)	0 (0)	0 (0)	0.0 %	0.0 %
				Jazz	0 (0)	0 (0)	0 (0)	0.0 %	0.0 %
				News/Talk	15 (1)	0 (0)	15 (1)	3.2 %	3.5 %
				Oldies	0 (0)	3 (1)	3 (1)	0.6 %	0.7 %
				Others/Unknown	0 (0)	0 (0)	0 (0)	0.0 %	0.0 %
				Religion/Gospel	9 (2)	12 (3)	21 (5)	4.4 %	5.9 %
				Soft AC	0 (0)	4 (1)	4 (1)	0.8 %	0.7 %
				Sports	7 (1)	0 (0)	7 (1)	1.5 %	1.1 %
				Standards/EZ	13 (2)	0 (0)	13 (2)	2.8 %	1.3 %
				Totals	84 (9)	388 (19)	472 (28)		

AM Stations

WLAP	630	5 kw/1 kw (DA-2)	Talk/Sports	ABC	\$<20.00	Eastman	Clear Channel	Lexington
WVLK	590	5 kw/1 kw (DA-2)	Full Service	CBS, Westwd	\$44.00	Katz	Cumulus	Lexington

FM Stations

WBTF	107.9	6 kw @ 328	Black	ABC	\$ NA	Eastman	LMA to Clr Chnl	Midway
WBUL	98.1	100 kw @ 561	Country	ABC	\$32.00	Eastman	Clear Channel	Lexington
WCDA	106.3	3.7 kw @ 420	AC/CHR	Westwd	\$ NA	Katz	L. M.	Versailles
WGKS	96.9	50 kw @ 492	AC		\$21.00	Katz	L. M.	Paris
WKQQ	100.1	32 kw @ 492	AOR		\$74.00	Eastman	Clear Channel	Winchester
WLKT	104.5	50 kw @ 476	CHR		\$ NA	Eastman	Clear Channel	Lexington
WLRC	101.5	7.2 kw @ 541	Classic AOR		\$20.00	Katz	Cumulus	Richmond
WLTO	102.5	2 kw @ 400	Black Oldies	ABC, Westwd	\$<20.00	Katz	Cumulus	Nicholasville
WMLX	94.5	100 kw @ 640	AC/CHR		\$54.00	Eastman	Clear Channel	Lexington
WVLK	92.9	100 kw @ 850	Country		\$90.00	Katz	Cumulus	Lexington
WXZZ	103.3	6 kw @ 328	New Rock		\$35.00	Katz	Cumulus	Georgetown

Notes: WBTF-F is LMA'd to Clear Channel . . . 6/00 WLXO-F (96.1; Stamping Ground; Blue Chip) returned to the air, programming Oldies

LINCOLN

Arbitron Rank 172 Pop (12+) 198,300	Stations 25 / 12	Last Year's Revenue: \$13,700,000
MSA Rank: 183	Diaries: 839 / 236:1 / 60.5%	Household Income: \$53,133
MSA Pop: 238,000	Sample Target: 860	Total Retail Sales: \$2.6 Billion
DMA: 105 (w/Central NE)	% Below Line: 17.4	#1 Biller: KFOR \$2,400,000
Average Persons Rating: 13.9	% Not Listed: 16.7	#1 Billing Portfolio
Market TSL in Hours 18.50	Pop per Station: 16,525	Three Eagles \$5,310,000

12+ Metro	Format	Spring 00 1/4 Share	Fall 99	Spg 99	Fall 98	Spg 98	12+ Metro Cume / Rtg	Fall 99	Spg 99	12+ TSA AQH / Cume	Revenue Level	
1	KFOR	29 / 10.6	8.1	9.1	9.0	11.1	341 / 17.2	19.7	17.3	34 / 432	D	KFOR
2	KFRX-F	26 / 9.5	9.5	11.2	11.0	11.1	484 / 24.4	26.2	25.9	42 / 724	D	KFRX-F
3	KIBZ-F	19 / 6.9	8.8	7.4	7.9	7.1	311 / 15.7	17.3	13.5	25 / 370	C	KIBZ-F
4	KZKX-F	17 / 6.2	7.7	7.0	6.9	5.7	310 / 15.6	19.6	16.2	26 / 439	C	KZKX-F
5	KTGL-F	16 / 5.8	3.5	3.5	6.9	7.4	275 / 13.9	12.9	12.4	32 / 411	C	KTGL-F
6	KKNB-F	14 / 5.1	3.5	3.2	2.4	2.7	286 / 14.4	13.2	14.4	19 / 390	A	KKNB-F
7	KLIN	13 / 4.7	6.0	4.6	5.5	5.7	308 / 15.5	17.4	12.3	15 / 337	C	KLIN
7	KKUL-F	13 / 4.7	4.9	4.6	4.5	4.7	250 / 12.6	10.9	11.3	15 / 289	B	KKUL-F
9	KEZG-F	12 / 4.4	4.2	5.6	3.8	5.4	235 / 11.8	11.1	11.0	15 / 280	B	KEZG-F
10	KQCH-F	10 / 3.6	3.5	2.5	1.0	1.4	271 / 13.7	11.8	7.7	19 / 404		KQCH-F
11	KRKR-F	9 / 3.3	4.6	3.9	3.1	3.7	178 / 9.0	11.9	11.6	10 / 201	A	KRKR-F
11	KFGE-F	9 / 3.3	4.9	4.9	5.2	3.7	201 / 10.1	14.9	10.2	20 / 358	B	KFGE-F

12+ FM Share (Metro): 75.98% (174 of 229) (Spring 99: 77.05%)

Teens	18-34	18-49	25-49	25-54	35+	12+ AMD	12+ Mid	12+ PMD	12+ Eve	12+ Wknd
1 KFRX-F >	1 KIBZ-F <	1 KFRX-F	1 KTGL-F	1 KTGL-F <	1 KFOR >>	1 KFOR >	1 KFOR <	1 KFRX-F	1 KFRX-F	1 KFRX-F
2 KIBZ-F	2 KFRX-F	2 KIBZ-F	2 KFRX-F	2 KFOR	2 KZKX-F	2 KFRX-F	2 KFRX-F	2 KFOR	2 KIBZ-F	2 KFOR
2 KQCH-F >>	3 KKNB-F >	3 KTGL-F <	3 KZKX-F	3 KZKX-F	3 KLIN <	3 KZKX-F	3 KIBZ-F <	2 KIBZ-F	3 KQCH-F	3 KZKX-F >
	4 KTGL-F	4 KKNB-F	3 KIBZ-F	3 KFRX-F	4 KFRX-F	4 KIBZ-F	4 KTGL-F	4 KKNB-F	3 KLIN	4 KOCH-F
	5 KQCH-F	5 KZKX-F	5 KFOR	3 KEZG-F <	4 KKUL-F	5 KTGL-F	5 KZKX-F	4 KTGL-F <	5 KEZG-F	4 KIBZ-F
	6 KEZO-F	6 KEZG-F	5 KEZG-F	6 KIBZ-F	6 KTGL-F	6 KRKR-F <	5 KLIN <	6 KZKX-F <	6 KTGL-F	4 KKNB-F
	6 KFGE-F	7 KFOR	7 KKNB-F	7 KKNB-F	7 KEZG-F >	7 KLIN	7 KKNB-F	7 KKUL-F	7 KEFM-F	4 KKUL-F
	8 KZKX-F	7 KRKR-F	8 KKUL-F	7 KKUL-F	8 KRKR-F	8 KKNB-F	8 KKUL-F	8 KQCH-F	7 KKNB-F	4 KTGL-F
			8 KRKR-F	7 KLIN	9 KFGE-F	8 KEZG-F	8 KEZG-F >	9 KEZG-F		9 KLIN
					9 KFAB	8 KEZO-F <	10 KFGE-F	10 KFGE-F <		

Wom 18-24	Wom 18-34	Wom 25-34	Wom 18-49	Wom 25-54	Men 18-24	Men 18-34	Men 25-34	Men 18-49	Men 25-54	12+ Ovrnite
1 KFRX-F	1 KFRX-F >>	1 KFRX-F >>	1 KFRX-F >	1 KZKX-F	1 KFRX-F	1 KIBZ-F >	1 KIBZ-F >>	1 KIBZ-F	1 KTGL-F	1 KIBZ-F >
2 KQCH-F >>>	2 KFGE-F		2 KEZG-F	1 KFRX-F	1 KIBZ-F	2 KKNB-F	2 KEZO-F	2 KTGL-F	2 KIBZ-F	2 KKNB-F
	2 KQCH-F >		3 KZKX-F	1 KEZG-F	3 KKNB-F >	3 KFRX-F	3 KKNB-F	3 KFRX-F	3 KKNB-F	3 KFOR
	4 KZKX-F		4 KFOR	4 KFOR >>	4 KQCH-F	4 KTGL-F >	2 KTGL-F >	3 KKNB-F >	4 KEZO-F	3 KEZG-F
	4 KIBZ-F		5 KFGE-F	5 KZFX-F	4 KTGL-F >>>	5 KEZO-F	5 KFGE-F	5 KEZO-F	4 KFOR	
	4 KKNB-F		5 KQCH-F	5 KKUL-F		6 KQCH-F >	5 KLMS >>	5 KRKR-F	4 KFRX-F	
	4 KEZG-F >>		5 KKUL-F >	5 KLIN				7 KFGE-F	4 KKUL-F	
				5 KRKR-F				7 KKUL-F	4 KRKR-F	
				5 KTGL-F >				7 KZKX-F	4 KZKX-F	
								7 KQCH-F		

Other Rated Stations	Metro Share	Cume Rating	TSA AQH Cume	Other Rated Stations--Outside Market	Metro Share	Cume Rating	TSA AQH Cume								
KLMS	SPRTS	1480	Lincoln	1.5	4.4	4	92	KEFM-F	AC/CHR	96.1	Omaha	1.5	6.5	8	204
								KEZO-F	AOR	92.3	Omaha	2.5	7.5	22	296
								KFAB	FS/T	1110	Omaha	1.5	7.0	25	385
								KGOR-F	O	99.9	Omaha	1.5	6.6	12	304
								KKAR	N/T	1290	Omaha	0.4	2.2	3	95
								KOMJ	ST	590	Omaha	1.1	2.5	12	136
								KOTD	ST	1020	Plattsmouth	0.4	1.6	4	73
								KQKQ-F	CHR	98.5	Council Bluffs, IA	1.5	6.9	7	229
								KSRZ-F	AC/CHR	104.5	Omaha	0.4	5.6	4	181
								KXKT-F	C	103.7	Glenwood, IA	0.4	2.1	7	127
								KZFX-F	CL AOR	101.9	Lincoln	2.2	10.1	11	300
								WOW-F	C	94.1	Omaha	0.7	3.2	8	163

LINCOLN

Consolidation Report	12+	25-54	Revenue	Format Performance	AM	FM	Total	%	Yr. Ago
Clear Channel KIBZ-FM, KKNB-FM, KTGL-FM, KZKX-FM	24.0 %	26.0 %	38.0 %	AC	0 (0)	31 (4)	31 (4)	13.5 %	13.5 %
Three Eagles KFOR-AM, KFRX-FM, KLMS-AM, KRKR-FM	24.9 %	20.5 %	38.8 %	AOR/Classic/NR	0 (0)	57 (5)	57 (5)	24.9 %	24.2 %
Triad KEZG-FM, KFGE-FM, KKUL-FM, KLIN-AM	17.1 %	20.5 %	22.8 %	Black/Urban	0 (0)	0 (0)	0 (0)	0.0 %	0.0 %
				CHR	0 (0)	40 (3)	40 (3)	17.5 %	18.0 %
				Classical	0 (0)	0 (0)	0 (0)	0.0 %	0.0 %
				Country	0 (0)	29 (4)	29 (4)	12.7 %	16.0 %
				Full Service	33 (2)	0 (0)	33 (2)	14.4 %	12.7 %
				Hispanic	0 (0)	0 (0)	0 (0)	0.0 %	0.0 %
				Jazz	0 (0)	0 (0)	0 (0)	0.0 %	0.0 %
				News/Talk	14 (2)	0 (0)	14 (2)	6.1 %	5.7 %
				Oldies	0 (0)	17 (2)	17 (2)	7.4 %	6.6 %
				Others/Unknown	0 (0)	0 (0)	0 (0)	0.0 %	0.0 %
				Religion/Gospel	0 (0)	0 (0)	0 (0)	0.0 %	0.0 %
				Soft AC	0 (0)	0 (0)	0 (0)	0.0 %	0.0 %
				Sports	4 (1)	0 (0)	4 (1)	1.7 %	2.0 %
				Standards/EZ	4 (2)	0 (0)	4 (2)	1.7 %	1.2 %
	66.0 %	67.0 %	99.6 %	Totals	55 (7)	174 (18)	229 (25)		

AM Stations

Station	Power	Service	Format	Revenue	Owner	Group	Market
KFOR	1240	1 kw	Full Service	\$36.00	Mc-Guild	3 Eagles	Lincoln
KLIN	1400	1 kw	Talk	\$<20.00	---	Triad	Lincoln

FM Stations

Station	Freq	Power	Service	Format	Revenue	Owner	Group	Market
KEZG	107.3	100 kw @ 548	AC	CBS	\$20.00	---	Triad	Lincoln
KFGE	98.1	100 kw @ 981	Country		\$<20.00	---	Lincoln	Milford
KFRX	102.7	100 kw @ 430	CHR		\$32.00	Mc-Guild	3 Eagles	Lincoln
KIBZ	106.3	3 kw @ 213	AOR		\$<20.00	Katz	Clear Channel	Lincoln
KKNB	104.1	31 kw @ 613	AC-NR		\$<20.00	Katz	Clear Channel	Crete
KKUL	105.3	3 kw @ 328	Oldies		\$<20.00	---	Triad	Lincoln
KRKR	95.1	50 kw @ 286	Classic AOR	ABC	\$<20.00	Mc-Guild	3 Eagles	Lincoln
KTGL	92.9	100 kw @ 810	Classic AOR		\$40.00	Katz	Clear Channel	Beatrice
KZKX	96.9	100 kw @ 581	Country		\$53.00	Katz	Clear Channel	Seward

Notes: Other ranked stations -- See Omaha

LITTLE ROCK

Arbitron Rank: 83 Pop (12+): 464,300	Stations: 28 / 27	Last Year's Revenue: \$25,100,000
MSA Rank: 93	Diaries: 1,498/ 310:1/ 52.5%	Household Income: \$44,784
MSA Pop: 564,000	Sample Target: 1,550	Total Retail Sales: \$6.3 Bil.
DMA: 57	% Below Line: 0.6	#1 Billing: KSSN-F \$4,200,000
Average Persons Rating: 15.1	% Not Listed: 9.2	#1 Billing Portfolio
Market TSL in Hours: 20.25	Pop per Station: 17,196	Clear Channel \$10,890,000

12+ Metro	Format	Spring 00 1/4 Share	Win 00	Fall 99	Sum 99	Spq 99	4-Book Avg.	12+ Metro Cume / Rtg.	Fall 99	Spq 99	12+ TSA AQH / Cume	Revenue Level		
1	KIPR-F	B	67 / 9.6	7.3	8.7	9.1	10.0	8.7	718 / 15.5	13.8	16.2	105 / 1253	O	KIPR-F
2	KSSN-F	C	65 / 9.3	9.7	9.8	9.2	12.6	9.5	987 / 21.3	20.8	24.1	125 / 1862	F	KSSN-F
3	KMJX-F	CL AOR	62 / 8.9	11.0	7.7	7.2	7.3	8.7	847 / 18.2	17.3	15.9	116 / 1700	F	KMJX-F
4	KKPT-F	CL AOR	50 / 7.2	5.2	6.8	6.0	4.4	6.3	822 / 17.7	16.0	13.4	83 / 1477	C	KKPT-F
5	KARN-AF	N/T	41 / 5.9	7.1	7.3	6.6	6.8	6.7	553 / 11.9	14.4	14.0	49 / 705	D	KARN-AF
6	KLEC-AF	AOR-NR	40 / 5.7	3.9	4.2	3.8	2.7	4.4	524 / 11.3	8.7	5.6	63 / 771	D	KLEC-AF
7	KURB-F	AC/CHR	39 / 5.6	4.3	4.5	4.7	4.6	4.8	616 / 13.3	13.6	12.9	58 / 1077	D	KURB-F
8	KOAR-F	CHR	31 / 4.4	5.9	4.6	5.9	6.2	5.2	718 / 15.5	16.4	14.9	55 / 1346	B	KOAR-F
9	KOLL-F	O	28 / 4.0	4.5	4.6	3.6	5.3	4.2	537 / 11.6	12.3	13.7	64 / 1128	C	KOLL-F
10	KYFX-F	B/A/C	24 / 3.4	3.7	4.8	3.3	3.0	3.8	368 / 7.9	9.6	6.9	24 / 386	A	KYFX-F
11	KSYG-F	T/SPRTS	23 / 3.3	3.6	4.3	3.0	4.4	3.5	440 / 9.5	11.6	11.9	45 / 891	C	KSYG-F
11	KDDK-F	C	23 / 3.3	2.4	1.7	3.2	3.6	2.6	426 / 9.2	7.2	10.9	26 / 514	B	KDDK-F
13	KOKY-F	B/A/C	20 / 2.9	3.3	3.1	3.6	2.6	3.2	298 / 6.4	7.7	6.8	21 / 308	A	KOKY-F
14	KVLO-F	SAC	19 / 2.7	3.9	3.1	2.7	3.6	3.1	330 / 7.1	7.2	9.4	29 / 488	B	KVLO-F
15	KLAL-F	CHR	18 / 2.6	2.4	2.6	4.1	2.7	2.9	616 / 13.3	11.8	11.8	23 / 760	B	KLAL-F
16	KHTE-F	CHR/B	16 / 2.3	2.2	2.8	3.6	3.3	2.7	431 / 9.3	9.6	11.1	27 / 715	A	KHTE-F
17	KDRE-F	ST	15 / 2.1	2.7	2.6	2.7	2.1	2.5	247 / 5.3	4.8	3.8	15 / 271	A	KDRE-F
18	KITA	B/G	14 / 2.0	0.9	1.7	1.7	1.5	1.6	175 / 3.8	4.1	3.7	14 / 182		KITA

12+ FM Share (Metro): 87.56% (556 of 635) (Spring 99: 89.41%)

Teens	18-34	18-49	25-49	25-54	35+	12+ AMD	12+ Mid	12+ PMD	12+ Eve	12+ Wknd
1 KIPR-F >>>	1 KMJX-F <	1 KMJX-F	1 KMJX-F <	1 KMJX-F <	1 KSSN-F	1 KMJX-F >	1 KSSN-F <	1 KIPR-F	1 KIPR-F >>>	1 KSSN-F <
2 KOAR-F	2 KIPR-F	2 KKPT-F <	2 KKPT-F >	2 KKPT-F	2 KARN-AF	2 KSSN-F	2 KKPT-F	2 KSSN-F	2 KOAR-F <	2 KIPR-F >
2 KLEC-AF >>	3 KLEC-AF >	3 KIPR-F	3 KIPR-F <	3 KSSN-F	3 KKPT-F <	3 KIPR-F	3 KARN-AF <	3 KMJX-F <	3 KSSN-F	3 KMJX-F
4 KHTE-F	4 KKPT-F	4 KLEC-AF <	4 KURB-F <	4 KIPR-F	4 KMJX-F	4 KARN-AF <	4 KMJX-F	4 KKPT-F	3 KMJX-F <	4 KKPT-F
4 XDDK-F	4 KURB-F	5 KURB-F <	5 KSSN-F >	4 KURB-F >	5 KOLL-F	5 KKPT-F	5 KURB-F <	5 KLEC-AF <	5 KYFX-F	4 KLEC-AF
6 KOAR-F <	6 KSSN-F >	6 KYFX-F <	6 KOLL-F	6 KURB-F <	6 KURB-F	6 KIPR-F <	6 KARN-AF	6 KLEC-F	6 KOAR-F <	7 KURB-F
7 KSSN-F	7 KOAR-F	7 KOAR-F	7 KYFX-F <	7 KYFX-F <	7 KLEC-AF	7 KLEC-AF	7 KLEC-AF	7 KKPT-F	7 KURB-F	7 KURB-F
	8 KYFX-F	8 KLEC-AF	8 KARN-AF	8 KSYG-F <	8 KOAR-F <	8 KOLL-F	8 KSYG-F	7 KURB-F <	7 KOKY-F <	7 KOKY-F <
		9 KOKY-F <	8 KOAR-F	9 KVLO-F	9 KYFX-F <	9 KOAR-F	9 KOLL-F <	9 KHTE-F	9 KOLL-F	9 KOLL-F
			10 KLEC-AF <	9 KIPR-F <	9 KSYG-F	10 KOAR-F	9 KOKY-F	9 KDDK-F <		

Wom 18-24	Wom 18-34	Wom 25-34	Wom 18-49	Wom 25-54	Men 18-24	Men 18-34	Men 25-34	Men 18-49	Men 25-54	12+ Ovrnite
1 KIPR-F >	1 KIPR-F	1 KURB-F	1 KIPR-F <	1 KSSN-F <	1 KLEC-AF	1 KMJX-F	1 KMJX-F >	1 KMJX-F	1 KMJX-F	1 KIPR-F
2 KLEC-AF	2 KURB-F >	2 KIPR-F	2 KURB-F	2 KURB-F	2 KMJX-F >>	2 KLEC-AF	2 KKPT-F	2 KKPT-F	2 KKPT-F >	2 KSSN-F >
3 KURB-F	3 KLEC-AF	3 KMJX-F	3 KKPT-F	3 KKPT-F <	3 KIPR-F >>	3 KIPR-F >	2 KIPR-F	3 KLEC-AF	3 KIPR-F	3 KURB-F
4 KOAR-F	3 KKPT-F	3 KKPT-F	3 KSSN-F <	4 KMJX-F <	4 KOKY-F	4 KKPT-F >	2 KLEC-AF >	4 KIPR-F >	3 KSSN-F	4 KARN-AF
4 KHTE-F	3 KOAR-F	5 KOAR-F	5 KMJX-F	5 KIPR-F	4 KKPT-F	5 KSSN-F	5 KOAR-F	5 KSSN-F	5 KLEC-AF <	5 KYFX-F
6 KKPT-F	3 KMJX-F	5 KLAL-F	6 KOAR-F	6 KVLO-F <	4 KSSN-F >>		5 KSSN-F	6 KURB-F	6 KOLL-F <	6 KOLL-F <
6 KSSN-F	7 KLAL-F	7 KSSN-F	7 KLAL-F	7 KYFX-F				7 KYFX-F	7 KURB-F	
6 KMJX-F			8 KLEC-AF	7 KOKY-F						
6 KLAL-F >			8 KYFX-F <	9 KOLL-F						

Other Rated Stations				Metro Share	Cume Rating	TSA AQH Cume	Other Rated Stations--Outside Market				Metro Share	Cume Rating	TSA AQH Cume		
KAAY	REL	1090	Little Rock	0.4	1.8	6	165	KVRE-F	ST	92.9	Hot Springs	0.6	0.6	20	153
KGHT	REL	880	Sheridan	0.7	2.2	9	152								
KJBN	REL	1050	Little Rock	0.7	1.3	5	65								
KLH	B/G	1250	Little Rock	0.7	2.1	5	98								
KLRG	B/G	1150	N. Little Rock	1.0	2.5	7	123								
KMTL	REL	760	Sherwood	0.7	0.7	5	48								
KWLR-F	REL-CC	96.9	Maumelle	0.9	1.6	7	89								

LITTLE ROCK

Consolidation Report				Format Performance						
	12+	25-54	Revenue		AM	FM	Total	%	Yr. Ago	
Citadel	30.4 %	29.2 %	36.1 %	AC	0 (0)	39 (1)	39 (1)	6.1 %	8.1 %	
KAAY-AM, KARN-AM, KIPR-FM, KLAL-FM, KLIH-AM, KOKY-FM, KURB-FM, KVLO-FM				AOR/Classic/NR	0 (0)	152 (3)	152 (3)	23.9 %	16.0 %	
Clear Channel	29.9 %	32.2 %	43.4 %	Black/Urban	0 (0)	111 (3)	111 (3)	17.5 %	17.3 %	
KDDK-FM, KMJX-FM, KOLL-FM, KOAR-FM, KSSN-FM				CHR	0 (0)	65 (3)	65 (3)	10.2 %	10.6 %	
Flinn	3.0 %	2.3 %	1.0 %	Classical	0 (0)	0 (0)	0 (0)	0.0 %	0.0 %	
KDRE-FM, KWLR-FM				Country	0 (0)	88 (2)	88 (2)	13.9 %	18.0 %	
Kaleidoscope	8.0 %	5.6 %	1.2 %	Full Service	0 (0)	0 (0)	0 (0)	0.0 %	0.0 %	
KHTE-FM, KLEC-FM				Hispanic	0 (0)	0 (0)	0 (0)	0.0 %	0.0 %	
Signal	10.5 %	14.1 %	11.2 %	Jazz	0 (0)	0 (0)	0 (0)	0.0 %	0.0 %	
KKPT-FM, KSYG-FM				News/Talk	35 (1)	29 (2)	64 (3)	10.1 %	12.4 %	
	81.8 %	83.4 %	92.9 %	Oldies	0 (0)	28 (1)	28 (1)	4.4 %	5.9 %	
				Others/Unknown	0 (0)	0 (0)	0 (0)	0.0 %	0.0 %	
				Religion/Gospel	44 (7)	6 (1)	50 (8)	7.9 %	4.9 %	
				Soft AC	0 (0)	19 (1)	19 (1)	3.0 %	4.0 %	
				Sports	0 (0)	0 (0)	0 (0)	0.0 %	0.0 %	
				Standards/EZ	0 (0)	19 (2)	19 (2)	3.0 %	2.9 %	
				Totals	79 (8)	556 (19)	635 (27)			

AM Stations

Station	Freq	Power	Format	Parent	City
KARN	920	5 kw (DA-N)	News/Talk	ABC, Westwd	Little Rock
KITA	1440	5 kw/0.24 kw (DA-N)	Black Gospel	\$ NA --	Little Rock
KROP	1530	0.25 kw (Days)	Simul. KLEC-F		England

FM Stations

Station	Freq	Power	Format	Parent	City
KARN	102.5	3 kw @ 328	Simul. KARN		Cabot
KDDK	106.7	16 kw @ 866	Country	\$42.00 Cir Chnl	Benton
KDRE	101.1	6 kw @ 328	Standards	Jones \$<20.00 --	N. Little Rock
KHTE	96.5	10.5 kw @ 495	Dance CHR	\$ NA --	England
KIPR	92.3	100 kw @ 938	Black	ABC \$42.00 Banner	Pine Bluff
KKPT	94.1	100 kw @ 1602	Classic AOR	\$30.00 D&R	Little Rock
KLAL	107.7	50 kw @ 492	CHR	\$ NA Mc-Guild	Wrightsville
KLEC	106.3	50 kw @ 492	AOR-New Rock	\$ NA --	Lonoke
KMJX	105.1	81 kw @ 1054	Classic AOR	\$52.00 Cir Chnl	Conway
KOKY	102.1	4.1 kw @ 387	Black AC	\$<20.00 Mc-Guild	Sherwood
KOLL	94.9	100 kw @ 1844	Oldies	Westwd \$30.00 Cir Chnl	Maumelle
KOAR	100.3	44.2 kw @ 1369	CHR	\$ NA Cir Chnl	Jacksonville
KSSN	95.7	100 kw @ 1664	Country	\$80.00 Cir Chnl	Little Rock
KSYG	103.7	100 kw @ 1663	Talk/Sports	Westwd, CNN \$<20.00 D&R	Little Rock
KURB	98.5	100 kw @ 1285	AC/CHR	\$71.00 Mc-Guild	Little Rock
KVLO	102.9	50 kw @ 492	Soft AC	\$<20.00 D&R	Sheridan
KYFX	99.5	3 kw @ 312	Black AC	CNN, ABC \$21.00 Allied	Little Rock

Notes: 4/00 KHTE-F moved from 106.3 to 96.5, swapping facilities with KLEC-F, which moved to 106.3 . . . 5/00 KBBL (1350; Cabot) changed from simulcasting KHTE-F to Sports

LOS ANGELES

Arbitron Rank: 2 Pop (12+): 10,347,700
 MSA Rank: 2
 MSA Pop: 13,500,000
 DMA: 2
 Average Persons Rating: 16.7
 Market TSL in Hours: 22.00

Stations: 50 / 48
 Diaries: 7,503 / 1379:1 / 48.9%
 Sample Target: 7,440
 % Below Line: 1.0
 % Not Listed: 11.8
 Pop per Station: 215,577

Last Year's Revenue: \$790,000,000
 Household Income: \$48,239
 Total Retail Sales: \$97.7 Bil
 #1 Biller: KIIIS-F \$44,500,000
 #1 Billing Portfolio: CBS/Infinity \$255,500,000

12+ Metro	Format	Spring 00 1/4 Share	Win 00	Fall 99	Sum 99	Spg 99	4-Book Avg.	12+ Metro Cume / Rtg.	Fall 99	Spg 99	12+ TSA AQH / Cume	Revenue Level		
1	KSCA-F	SP-R	1019 / 5.9	6.1	6.8	6.0	6.2	6.2	9267 / 9.0	10.4	10.2	1113 / 10498	L	KSCA-F
2	KIIS-FF	CHR	872 / 5.1	5.5	5.0	4.8	4.7	5.1	18884 / 18.2	18.0	16.9	1020 / 22652	L	KIIS-FF
3	KLVE-F	SP	857 / 5.0	5.1	4.9	5.9	5.9	5.2	11021 / 10.7	10.9	11.9	972 / 12659	L	KLVE-F
4	KROQ-F	AOR-NR	776 / 4.5	4.3	3.9	4.0	3.7	4.2	13388 / 12.9	12.5	12.0	899 / 15847	L	KROQ-F
5	KPWR-F	U/CHR	722 / 4.2	4.2	3.8	3.9	4.0	4.0	14836 / 14.3	13.6	13.9	837 / 17593	L	KPWR-F
6	KRTH-F	O	545 / 3.2	3.3	3.0	2.6	2.9	3.0	11640 / 11.2	10.8	10.8	631 / 14068	L	KRTH-F
7	KOST-F	AC	538 / 3.1	3.9	3.6	3.0	3.5	3.4	11216 / 10.8	12.4	11.9	647 / 13259	L	KOST-F
7	KFI	T	538 / 3.1	3.5	3.2	3.5	3.3	3.3	8578 / 8.3	8.1	9.6	753 / 12040	L	KFI
9	KBUE-FF	SP-R	521 / 3.0	3.2	3.8	3.8	3.1	3.5	6292 / 6.1	7.2	6.7	540 / 6494	H	KBUE-FF
10	KYSR-F	AC/CHR	504 / 2.9	2.6	2.8	2.9	3.2	2.8	11151 / 10.8	11.5	11.5	561 / 12681	L	KYSR-F
11	KTWW-F	J	493 / 2.9	3.1	3.2	3.3	2.9	3.1	7611 / 7.4	8.2	8.1	594 / 9336	L	KTWW-F
12	KBIG-F	AC	471 / 2.7	2.6	3.0	2.3	2.1	2.7	10233 / 9.9	10.2	8.3	559 / 12011	L	KBIG-F
13	KABC	T	432 / 2.5	1.9	2.0	2.4	2.3	2.2	6316 / 6.1	5.8	6.3	461 / 7053	J	KABC
14	KKBT-F	B	411 / 2.4	2.6	2.4	3.3	3.0	2.7	9884 / 9.6	8.7	10.5	492 / 12118	L	KKBT-F
15	KRCD-FF	SP-VA	409 / 2.4	1.3	1.0	1.0	0.8	1.4	4535 / 4.4	2.8	2.7	462 / 5195	E	KRCD-FF
16	KLOS-F	AOR	404 / 2.3	2.2	2.3	2.1	2.4	2.2	7666 / 7.4	7.4	7.3	558 / 10761	L	KLOS-F
17	KLAX-F	SP-R	400 / 2.3	2.5	2.1	2.8	3.0	2.4	5413 / 5.2	6.4	7.8	429 / 5867	J	KLAX-F
18	KCMG-F	B/O	391 / 2.3	2.3	2.5	2.4	2.5	2.4	7783 / 7.5	8.3	8.1	466 / 9215	K	KCMG-F
19	KCBS-F	CL AOR	388 / 2.3	2.0	2.3	2.5	2.5	2.3	8370 / 8.1	8.4	9.1	504 / 10607	L	KCBS-F
20	KLAC	ST	378 / 2.2	2.0	1.7	1.6	1.7	1.9	6703 / 6.5	4.8	5.6	419 / 7779	F	KLAC
21	KLSX-F	T	361 / 2.1	1.9	2.1	2.2	2.2	2.1	5837 / 5.6	6.0	5.9	456 / 7325	L	KLSX-F
22	KNX	N	359 / 2.1	2.3	2.3	2.4	2.0	2.3	9539 / 9.2	9.9	8.7	462 / 12365	L	KNX
23	KZLA-F	C	357 / 2.1	2.0	2.1	2.1	2.2	2.1	5801 / 5.6	5.4	5.6	413 / 7025	J	KZLA-F
24	KTNO	SP-NT	307 / 1.8	1.4	1.4	1.3	1.9	1.5	3993 / 3.9	2.9	3.8	338 / 4368	H	KTNO
25	KJLH-F	B/AC	306 / 1.8	1.6	1.4	1.6	1.2	1.6	4062 / 3.9	3.2	3.4	308 / 4093	F	KJLH-F
26	KFWB	N	304 / 1.8	2.1	1.9	1.7	1.9	1.9	8258 / 8.0	8.5	8.9	326 / 8840	L	KFWB
27	KSSE-F	SP-C	285 / 1.7	1.5	1.9	2.4	1.8	1.9	4748 / 4.6	5.3	5.2	373 / 6253	H	KSSE-F
28	KMZT-F	CL	228 / 1.3	1.4	1.7	1.4	2.0	1.5	5414 / 5.2	5.2	6.2	267 / 6155	I	KMZT-F
29	KHJ	SP-R	203 / 1.2	1.3	1.5	1.6	1.4	1.4	2442 / 2.4	2.9	2.9	209 / 2623	E	KHJ

12+ FM Share (Metro): 78.71% (11962 of 15197) (Spring 99: 78.47%)

Teens	18-34	18-49	25-49	25-54	35+	12+ AMD	12+ Mid	12+ PMD	12+ Eve	12+ Wknd
1	KIIS-FF <	1 KROQ-F <	1 KSCA-F	1 KSCA-F	1 KSCA-F	1 KSCA-F <	1 KLVE-F <	1 KIIS-FF	1 KIIS-FF <	1 KIIS-FF <
2	KPWR-F >	2 KSCA-F	2 KLVE-F	2 KLVE-F >	2 KLVE-F >	2 KFI <	2 KIIS-FF	2 KSCA-F	2 KPWR-F <	2 KROQ-F
3	KROQ-F >>	3 KPWR-F <	3 KROQ-F <	3 KIIS-FF	3 KIIS-FF <	3 KLVE-F	2 KLVE-F	3 KFI	3 KSCA-F	3 KSCA-F
4	KKBT-F	4 KIIS-FF <	4 KIIS-FF	4 KYSR-F <	4 KTWW-F <	4 KRTH-F	4 KROQ-F	4 KROQ-F <	4 KOST-F <	4 KPWR-F
5	KBUE-FF >	5 KLVE-F	5 KYSR-F <	5 KLOS-F <	5 KRTH-F	4 KTWW-F <	5 KPWR-F <	5 KIIS-FF <	5 KLVE-F <	5 KROQ-F <
6	KBUE-FF <	6 KPWR-F <	6 KROQ-F <	5 KYSR-F <	6 KABC	6 KLSX-F <	6 KTWW-F <	6 KYSR-F	6 KKBT-F	6 KBUE-FF <
7	KYSR-F <	7 KBUE-FF	7 KBUE-FF <	7 KLOS-F <	7 KLAC <	7 KFI	7 KOST-F	7 KOST-F	7 KBUE-FF <	7 KRTH-F
8	KKBT-F	8 KOST-F <	8 KCBS-F <	8 KBIG-F	8 KNX <	8 KYSR-F	7 KRTH-F	7 KRTH-F	8 KLAC <	8 KLAX-F <
9	KBIG-F <	9 KBIG-F <	9 KOST-F <	8 KBUE-FF	9 KOST-F <	8 KLOS-F <	7 KBIG-F	7 KABC <	9 KTWW-F <	9 KOST-F
10	KLAX-F	10 KLOS-F <		8 KOST-F <	10 KRCD-FF	10 KFWB	10 KYSR-F <	10 KBUE-FF <	10 KSCA-F <	9 KRCD-FF <
10	KSSE-F <					10 KNX <				

Wom 18-24	Wom 18-34	Wom 25-34	Wom 18-49	Wom 25-54	Men 18-24	Men 18-34	Men 25-34	Men 18-49	Men 25-54	12+ Ovrnite
1	KPWR-F <	1 KLVE-F	1 KLVE-F	1 KLVE-F	1 KROQ-F	1 KROQ-F <	1 KSCA-F	1 KSCA-F	1 KSCA-F >	1 KSCA-F <
2	KIIS-FF	1 KIIS-FF	2 KIIS-FF	2 KIIS-FF <	2 KSCA-F	2 KPWR-F	2 KSCA-F	2 KROQ-F <	2 KROQ-F	2 KLOS-F
3	KROQ-F >	3 KYSR-F <	3 KSCA-F	3 KSCA-F	3 KIIS-FF	3 KSCA-F >	3 KPWR-F	3 KBUE-FF >	3 KBUE-FF <	3 KROQ-F
4	KYSR-F <	4 KSCA-F <	3 KYSR-F	4 KYSR-F	4 KOST-F <	4 KKBT-F <	3 KBUE-FF >	4 KPWR-F <	4 KLOS-F <	3 KLSX-F
5	KKBT-F <	5 KPWR-F <	5 KBUE-FF	5 KOST-F	5 KYSR-F <	5 KBUE-FF	5 KLAX-F	5 KLVE-F <	5 KPWR-F <	3 KBUE-FF <
6	KOST-F <	6 KROQ-F	6 KOST-F <	6 KBIG-F	6 KBIG-F <	5 KLAX-F	5 KKBT-F	6 KLSX-F	6 KLSX-F <	6 KLVE-F <
7	KSCA-F <	7 KBIG-F <	7 KROQ-F <	7 KROQ-F	7 KTWW-F <	7 KIIS-FF	7 KIIS-FF <	7 KLOS-F <	7 KLVE-F <	7 KCBS-F <
8	KLVE-F	8 KOST-F <	8 KCMG-F	7 KPWR-F <	8 KRTH-F <	8 KSSE-F	8 KLVE-F <	8 KYSR-F <	8 KCBS-F <	8 KRTH-F <
9	KBIG-F <	9 KKBT-F	9 KBUE-FF <	9 KCMG-F	9 KYSR-F	9 KLSX-F <	9 KLAX-F <	9 KIIS-FF	9 KIIS-FF	9 KTWW-F
10	KSSE-F	10 KSSE-F <	10 KKBT-F <	10 KTWW-F <	10 KRCD-FF <	10 KYSR-F <	10 KIIS-FF <	9 KLAX-F	10 KIIS-FF	10 KIIS-FF

LOS ANGELES

Other Rated Stations				Metro Share	Cume Rating	TSA AQH Cume	
KACD-F	AOR-P	103.1	Santa Monica	0.6	2.4	108	2479
KBLA	SP-NT	1580	Santa Monica	0.6	1.6	98	1735
KDIS	KIDS	710	Los Angeles	0.4	2.2	71	2703
KFSG-F	REL	96.3	Los Angeles	0.4	1.6	72	1776
KIEV	T	870	Glendale	0.6	1.4	126	1632
KKLA-F	REL	99.5	Los Angeles	0.5	1.7	116	2124
KLYY-F	SP-C	107.1	Arcadia	0.8	2.7	145	2997
KRLA	T	1110	Pasadena	0.8	2.5	152	2839
KWIZ-F	SP-C	106.3	Santa Ana	0.5	1.2	82	1266
KWKW	SP-NT	1330	Los Angeles	0.5	1.4	89	1466
KWVE-F	REL	107.9	San Clemente	0.4	1.9	106	2587
KXMX-F	AC/CHR	95.9	Anaheim	0.4	1.5	78	1654
KXTA	SPRTS	1150	Los Angeles	0.6	2.4	132	2791

Consolidation Report	12+	25-54	Revenue
ABC	5.2 %	6.0 %	6.3 %
KABC-AM, KDIS-AM, KLOS-FM			
CBS/Infinity	19.7 %	20.0 %	32.3 %
KCBS-FM, KFWB-AM, KLSX-FM, KNX-AM, KRLA-AM, KROQ-FM, KRTH-FM, KTWV-FM			
Clear Channel	19.1 %	17.3 %	29.8 %
KAVS-FM, KBET-AM, KBIG-FM, KCMG-FM, KFI-AM, KIIS-FM, KLAC-AM, KOST-FM, KXTA-AM			
Entravision	2.3 %	2.4 %	1.6 %
KACD-FM, KBCD-FM, KSSE-FM			
Hispanic	15.1 %	17.9 %	9.7 %
KLVE-FM, KRCD-FM, KRCV-FM, KSCA-FM, KTNQ-AM			
Liberman	4.7 %	5.0 %	1.6 %
KBUA-FM, KBUE-FM, KHJ-AM, KWIZ-FM			
Salem	1.0 %	1.1 %	%
KEZY-AM, KKLA-FM, KXMX-FM			
	67.0 %	69.7 %	81.3 %

Other Rated Stations--Outside Market				Metro Share	Cume Rating	TSA AQH Cume	
KOLA-F	O	99.9	San Bernardino	0.4	1.4	202	4001
XTRA	SPRTS	690	Tijuana, MX	0.6	2.2	160	3246

Format Performance	AM	FM	Total	%	Yr. Ago
AC	0 (0)	1590 (4)	1590 (4)	10.5 %	10.0 %
AOR/Classic/NR	0 (0)	1675 (5)	1675 (5)	11.0 %	11.1 %
Black/Urban	0 (0)	1830 (4)	1830 (4)	12.0 %	13.1 %
CHR	0 (0)	872 (2)	872 (2)	5.7 %	5.7 %
Classical	0 (0)	228 (1)	228 (1)	1.5 %	2.3 %
Country	0 (0)	357 (1)	357 (1)	2.3 %	2.4 %
Full Service	0 (0)	0 (0)	0 (0)	0.0 %	0.0 %
Hispanic	694 (4)	3713 (10)	4407 (14)	29.0 %	27.4 %
Jazz	0 (0)	493 (1)	493 (1)	3.2 %	3.3 %
News/Talk	1883 (6)	361 (1)	2244 (7)	14.8 %	15.1 %
Oldies	0 (0)	607 (2)	607 (2)	4.0 %	3.7 %
Others/Unknown	62 (1)	0 (0)	62 (1)	0.4 %	0.0 %
Religion/Gospel	0 (0)	236 (3)	236 (3)	1.6 %	1.7 %
Soft AC	0 (0)	0 (0)	0 (0)	0.0 %	0.0 %
Sports	218 (2)	0 (0)	218 (2)	1.4 %	1.5 %
Standards/EZ	378 (1)	0 (0)	378 (1)	2.5 %	2.6 %
Totals	3235 (14)	11962 (34)	15197 (48)		

AM Stations

Station	Power	Frequency	Format	Advertiser	Agency	Product	Market
KABC	790	5 kw (DA-N)	Talk	ABC	\$400.00	ABC	Los Angeles
KBET	850	0.5 kw/0.25 kw (DA-2)	Simul. KXTA				Thousand Oaks
KFI	640	50 kw	Talk		\$410.00	Christal	Los Angeles
KFWB	980	5 kw	News	CNN, ABC, AP	\$310.00	CBS	Los Angeles
KHJ	930	5 kw (DA-N)	Hispanic-Regional		\$140.00	--	Los Angeles
KLAC	570	5 kw (DA-N)	Standards	AMFM	\$59.00	Sentry	Los Angeles
KNX	1070	50 kw	News	CBS	\$310.00	CBS	Los Angeles
KTNQ	1020	50 kw (DA-2)	Hisp.-News Talk	Caracol	\$130.00	Katz Hisp.	Los Angeles
KXTA	1150	50 kw/44 kw (DA-2)	Sports	ESPN	\$ NA	Katz	Los Angeles

LOS ANGELES

FM Stations

Call Letters	Freq	Power	Format	Service	Revenue	Ownership	Market
KAVS	97.7	3 kw @ 300	Simul. KIIS-F				Mojavo
KBIG	104.3	105 kw @ 2890	AC	AMFM	\$400.00	Sentry Clear Channel	Los Angeles
KBUA	94.3	3 kw @ 85	Simul. KBUE-F				San Fernando
KBUE	105.5	1.35 kw @ 407	Hispanic-Regional		\$85.00	— Liberman	Long Beach
KCBS	93.1	28.5 kw @ 3498	Classic AOR	CBS	\$375.00	CBS CBS/Infinity	Los Angeles
KCMG	100.3	5.3 kw @ 3004	Urban Oldies	AMFM	\$ NA	Eastman Clear Channel	Los Angeles
KIIS	102.7	8 kw @ 2960	CHR		\$490.00	Katz Clear Channel	Los Angeles
KJLH	102.3	2.25 kw @ 338	Black AC	AURN	\$70.00	Mc-Guild	Compton
KKBT	92.3	43 kw @ 2910	Black	AMFM	\$440.00	Eastman Radio One	Los Angeles
KLAX	97.9	26 kw @ 682	Hispanic-Regional		\$305.00	Caballero SBS	E. Los Angeles
KLOS	95.5	63 kw @ 3130	AOR	ABC	\$420.00	ABC ABC	Los Angeles
KLSX	97.1	21 kw @ 3002	Talk		\$270.00	Allied CBS/Infinity	Los Angeles
KLVE	107.5	29.5 kw @ 2998	Hispanic-AC		\$350.00	Katz Hisp. Hispanic	Los Angeles
KMZT	105.1	18 kw @ 2887	Classical	AP	\$185.00	Mc-Guild Mt. Wilson	Los Angeles
KOST	103.5	12.5 kw @ 3100	AC		\$400.00	Christal Clear Channel	Los Angeles
KPWR	105.9	25 kw @ 3035	Urban/CHR		\$400.00	D&R Emmis	Los Angeles
KRCD	103.9	0.6 kw @ 1004	Hispanic Oldies		\$ 80.00	Katz Hisp. Hispanic	Inglewood
KRCV	98.3	0.6 kw @ 1004	Simul. KACE-F				West Covina
KROQ	106.7	5.6 kw @ 1387	New Rock		\$475.00	Infinity CBS/Infinity	Pasadena
KRTH	101.1	51.3 kw @ 3130	Oldies		\$545.00	CBS CBS/Infinity	Los Angeles
KSCA	101.9	4.8 kw @ 2831	Hispanic-Regional		\$190.00	Katz Hisp. Hispanic	Glendale
KSSE	97.5	72 kw @ 1827	Hispanic Contemp.		\$ NA	Caballero Entravision, pend.	San Bernardino
KTWV	94.7	58 kw @ 2831	Jazz	Westwd	\$415.00	CBS CBS/Infinity	Los Angeles
KYSR	98.7	75 kw @ 1180	AC/CHR	AMFM	\$390.00	Eastman Clear Channel	Los Angeles
KZLA	93.9	18.5 kw @ 3136	Country		\$260.00	Sentry Bonneville	Los Angeles

Notes: 4/00 KGIL (1260; Beverly Hills) and KGXL (1650; Costa Mesa) changed from Standards to Jazz . . . 4/00 KKGO-F changed calls to KMZT-F ("K-Mozart") . . . 4/00 KGXL (1650; Costa Mesa) sold by Mt. Wilson to Chagal for \$30,000,000 . . . 5/00 KFOX-F (93.5; Redondo Beach) and KREA-F (93.5; Ontario) sold by Rodriguez to Spanish Broadcasting System as part of a \$165,200,000 multi-market transaction . . . 6/00 KZLA-F sold by Bonneville to Emmis for four stations in St. Louis . . . 6/00 KIKF-F (94.3; Garden Grove) changed from Country to Modern AC (AC-NR) . . . 7/00 KFOX-F changed from Korean to Hispanic as KMJR ("La Mejor 93.5"); simulcast KREA-F changed calls to KNJR-F . . . 8/00 KACD-F & KBCD-F changed from Progressive AOR to simulcasting Hispanic CHR KSSE-F

FORMAT CODES

AC - Adult Contemporary	J - Jazz and New Adult Contemporary
AC-NR - Modern AC	KIDS - Children's
AOR - Album Oriented Rock	N - News
AOR-NR - New Rock	O - Oldies (50's & 60's)
AOR-P - Progressive AOR	REL - Religion, Christian
B - Black (audience 75%+ Black)	REL-CC - Contemporary Christian
B/AC - Black Adult Contemporary	SAC - Soft Adult Contemporary
B/G - Black Gospel	SP - Hispanic/Spanish
B/O - Black Oldies	SP-C - Hispanic Contemporary
BIZ - Business News & Talk	SP-NT - Hispanic News/Talk/Information
C - Country	SP-R - Hispanic-Regional
C/O - Classic Country	SP-TP - Hispanic-Tropical
CHR - Contemporary Hit Radio, Top 40	SP-VA - Hispanic Variety
CL - Classical	SP-TJ - Tejano
CL AOR - Classic AOR, Classic Rock	SPRST - Sports
CL HITS - Classic Hits/70's Oldies	ST - Standards, Big Band, Nostalgia
E - Ethnic (usually Foreign Lang.)	T - Talk
EZ - Easy Listening, Beautiful Music	U - Urban (majority of audience is non-white)
FS - Full Service	VA - Variety
G - Gospel	? - Others or Unknown

REVENUE LEVEL CODES

A - Less than \$500,000	E - \$3,000,000 to \$3,999,999	I - \$10,000,000 to \$14,999,999
B - \$500,000 to \$999,999	F - \$4,000,000 to \$4,999,999	J - \$15,000,000 to \$19,999,999
C - \$1,000,000 to \$1,999,999	G - \$5,000,000 to \$6,999,999	K - \$20,000,000 to \$29,999,999
D - \$2,000,000 to \$2,999,999	H - \$7,000,000 to \$9,999,999	L - \$30,000,000+

LOUISVILLE

Arbitron Rank: 53 **Pop (12+):** 865,400
MSA Rank: 60
MSA Pop: 1,000,000
DMA: 48
Average Persons Rating: 14.1
Market TSL in Hours: 19.00

Stations: 26 / 26
Diaries: 1,610 / 538:1 / 52.0%
Sample Target: 1,520
% Below Line: 0.0
% Not Listed: 13.0
Pop per Station: 33,285

Last Year's Revenue: \$49,300,000
Household Income: \$44,430
Total Retail Sales: \$10.4 Bil.
#1 Biller: WHAS \$9,400,000
#1 Billing Portfolio: Clear Channel \$24,465,000

12+ Metro	Format	Spring 00 1/4 Share	Win 00	Fall 99	Sum 99	Spq 99	4-Book Avg.	12+ Metro Cume / Rtg.	Fall 99	Spq 99	12+ TSA AQH / Cume	Revenue Level		
1	WAMZ-F	C	156 / 12.8	11.4	11.5	14.5	12.0	12.5	1987 / 23.0	24.2	26.0	212 / 2882	H	WAMZ-F
2	WHAS	FS	127 / 10.4	14.0	10.0	11.8	11.7	11.6	1924 / 22.2	24.9	24.8	161 / 2458	H	WHAS
3	WDJX-F	CHR	108 / 8.9	9.8	10.1	7.3	8.8	9.0	2201 / 25.4	27.4	22.6	151 / 2974	F	WDJX-F
4	WVEZ-F	AC	73 / 6.0	5.3	5.4	7.7	7.2	6.1	1040 / 12.0	15.1	14.8	89 / 1291	G	WVEZ-F
5	WSFR-F	CL HITS	64 / 5.2	4.6	6.3	4.7	3.5	5.2	1225 / 14.2	16.0	11.5	81 / 1564	E	WSFR-F
6	WGZB-F	B	58 / 4.8	4.9	6.6	4.9	5.2	5.3	904 / 10.4	12.4	12.3	64 / 968	D	WGZB-F
6	WTFX-F	AOR	58 / 4.8	4.9	5.2	4.5	3.6	4.8	1131 / 13.1	12.8	10.9	91 / 1704	C	WTFX-F
8	WQMF-F	CL AOR	50 / 4.1	4.0	4.2	3.8	3.9	4.0	960 / 11.1	11.2	8.7	62 / 1276	D	WQMF-F
9	WRKA-F	O	47 / 3.9	3.9	4.7	5.2	4.6	4.4	1159 / 13.4	13.4	13.9	49 / 1215	E	WRKA-F
10	WKJK	ST	38 / 3.1	1.9	2.8	2.9	3.7	2.7	445 / 5.1	5.7	5.0	40 / 474	A	WKJK
11	WMHX-F	AC/CHR	36 / 3.0	2.2	2.2	1.6	1.7	2.2	654 / 7.6	7.2	6.7	36 / 670	A	WMHX-F
12	WMJM-F	B/O	34 / 2.8	2.3	1.5	2.3	2.1	2.2	554 / 6.4	6.2	5.0	37 / 596	B	WMJM-F
13	WLRS-F	AOR-NR	33 / 2.7	1.5	0.9	1.0	0.8	1.5	649 / 7.5	2.9	3.0	37 / 731		WLRS-F
14	WBLO-F	B	30 / 2.5	3.5	2.5	2.9	2.5	2.8	677 / 7.8	6.9	7.6	30 / 683	A	WBLO-F
15	WULV-F	SAC	29 / 2.4	2.6	2.0	2.2	2.8	2.3	648 / 7.5	6.7	8.8	29 / 656	B	WULV-F
16	WZTR-F	AC-NR	24 / 2.0	1.8	2.9	1.6	2.9	2.1	878 / 10.1	10.1	8.3	34 / 1164	B	WZTR-F
17	WLOU	B/G	16 / 1.3	0.9	0.9	0.6	1.0	0.9	235 / 2.7	3.1	2.5	16 / 235		WLOU
18	WYBL-F	C	14 / 1.1	1.5	0.6				346 / 4.0	3.3		14 / 354	B	WYBL-F
19	WLKY	N	13 / 1.1	1.4	1.4	1.3	1.2	1.3	421 / 4.9	5.7	5.5	13 / 459	A	WLKY

12+ FM Share (Metro): 77.85% (826 of 1061) (Spring 99: 76.94%)

Teens	18-34	18-49	25-49	25-54	35+	12+ AMD	12+ Mid	12+ PMD	12+ Eve	12+ Wknd
1 WDJX-F >>>	1 WAMZ-F <	1 WAMZ-F	1 WAMZ-F >	1 WAMZ-F >	1 WHAS <	1 WAMZ-F <	1 WAMZ-F	1 WAMZ-F	1 WDJX-F >	1 WAMZ-F
2 WBLO-F <	2 WDJX-F	2 WDJX-F	2 WDJX-F <	2 WDJX-F <	2 WAMZ-F >	2 WHAS >	2 WHAS >	2 WHAS	2 WAMZ-F	2 WDJX-F <
3 WGZB-F >>	3 WTFX-F >	3 WSFR-F <	3 WSFR-F	3 WSFR-F <	3 WVEZ-F >	3 WDJX-F <	3 WDJX-F	3 WDJX-F	3 WHAS <	3 WHAS >
4 WLRS-F	4 WTFX-F	4 WQMF-F <	4 WHAS <	4 WRKA-F <	4 WSFR-F >	4 WVEZ-F >	4 WVEZ-F >	4 WVEZ-F >	4 WGZB-F	4 WGZB-F <
4 WSFR-F <	5 WQMF-F <	5 WVEZ-F <	5 WVEZ-F <	5 WKJK <	5 WVEZ-F	5 WVEZ-F	5 WSFR-F <	5 WSFR-F <	5 WTFX-F <	5 WVEZ-F
6 WGZB-F	6 WVEZ-F <	6 WTFX-F <	6 WQMF-F	6 WSFR-F <	5 WTFX-F <	6 WQMF-F <	5 WTFX-F <	6 WQMF-F <	6 WYBL-F <	5 WSFR-F
7 WQMF-F <	7 WGZB-F <	7 WHAS	7 WTFX-F <	7 WDJX-F	7 WGZB-F <	7 WRKA-F <	7 WSFR-F <	7 WSFR-F <	7 WBLO-F <	7 WTFX-F <
8 WMHX-F	8 WHAS	8 WGZB-F	8 WGZB-F	8 WQMF-F	8 WQMF-F	8 WTFX-F <	8 WQMF-F	8 WQMF-F	8 WLRS-F	8 WRKA-F
	9 WMHX-F <	9 WMHX-F <	9 WMHX-F	9 WULV-F <	9 WRKA-F <	9 WMHX-F	9 WRKA-F	9 WRKA-F	9 WSFR-F <	9 WBLO-F <
	10 WMJM-F <	10 WMJM-F	9 WRKA-F <	10 WMJM-F	10 WMHX-F	10 WGZB-F	10 WLRS-F <	10 WLRS-F <	10 WLRS-F	10 WLRS-F
							10 WKJK <			

Wom 18-24	Wom 18-34	Wom 25-34	Wom 18-49	Wom 25-54	Men 18-24	Men 18-34	Men 25-34	Men 18-49	Men 25-54	12+ Ovrnite
1 WDJX-F >>	1 WDJX-F	1 WDJX-F	1 WDJX-F <	1 WAMZ-F	1 WTFX-F >	1 WTFX-F	1 WTFX-F	1 WTFX-F <	1 WAMZ-F	1 WHAS
2 WAMZ-F >	2 WAMZ-F >	1 WAMZ-F	2 WAMZ-F >	2 WDJX-F	2 WAMZ-F	2 WAMZ-F	2 WAMZ-F	2 WSFR-F <	2 WSFR-F <	2 WAMZ-F
3 WGZB-F	3 WGZB-F <	3 WMHX-F	3 WVEZ-F	3 WVEZ-F >	3 WDJX-F	3 WSFR-F	3 WQMF-F <	3 WAMZ-F <	3 WQMF-F <	2 WDJX-F >
3 WTFX-F	4 WMHX-F	4 WGZB-F	4 WGZB-F	4 WGZB-F <	4 WBLO-F	3 WQMF-F	4 WSFR-F >	4 WQMF-F	4 WTFX-F <	4 WTFX-F
5 WBLO-F	5 WLRS-F	5 WLRS-F	5 WMHX-F >	5 WMHX-F	4 WLRS-F	5 WLRS-F	5 WLRS-F >	5 WHAS >	5 WHAS >	5 WGZB-F
6 WMJM-F >	6 WTFX-F	6 WSFR-F	6 WSFR-F	6 WHAS	6 WSFR-F	6 WDJX-F	6 WDJX-F	6 WDJX-F <	6 WMJM-F <	5 WKJK >
	7 WSFR-F	7 WVEZ-F	7 WMJM-F <	7 WSFR-F	6 WGZB-F >	7 WGZB-F	6 WGZB-F	7 WLRS-F	7 WGZB-F	
		7 WTFX-F	8 WRKA-F	7 WRKA-F				8 WGZB-F	7 WRKA-F <	
		7 WZTR-F	8 WHAS <	9 WULV-F <				8 WMJM-F	9 WVEZ-F <	
								8 WVEZ-F >	10 WDJX-F	

Other Rated Stations	Metro Share	Cume Rating	TSA AQH Cume
WAVG	C/O	1450	Jeffersonville, IN 0.8 1.8 10 160
WFIA	REL	900	Louisville 0.7 2.2 8 207
WLLV	B/G	1240	Louisville 0.7 1.8 9 158
WMP-F	C	1053	Scottsburg, IN 0.5 1.3 8 161
WTHQ-F	C/O	101.7	Shelbyville, KY 0.5 1.7 9 231
WTMT	SPRIS	620	Louisville 0.5 2.0 7 179
WWKY	T	790	Louisville 0.7 3.8 10 354

LOUISVILLE

Consolidation Report	12+	25-54	Revenue	Format Performance	AM	FM	Total	%	Yr. Ago
Blue Chip	22.3 %	22.8 %	15.9 %	AC	0 (0)	133 (3)	133 (3)	12.5 %	5.1 %
WDJX-FM, WFIA-AM, WGZB-FM, WLRS-FM, WMJM-FM, WULV-FM				AOR/Classic/NR	0 (0)	141 (3)	141 (3)	13.3 %	11.3 %
Clear Channel	39.0 %	36.5 %	50.1 %	Black/Urban	0 (0)	122 (3)	122 (3)	11.5 %	13.3 %
WAMZ-FM, WHAS-AM, WKJK-AM, WOMF-FM, WTFX-FM, WWKY-AM, WYBL-FM, WZTR-FM				CHR	0 (0)	108 (1)	108 (1)	10.2 %	9.7 %
Cox Radio	18.1 %	22.0 %	25.9 %	Classical	0 (0)	0 (0)	0 (0)	0.0 %	0.0 %
WMHX-FM, WRKA-FM, WSFR-FM, WVEZ-FM				Country	10 (1)	182 (4)	192 (5)	18.1 %	17.8 %
Salem, pend.	1.1 %	0.7 %	%	Full Service	127 (1)	0 (0)	127 (1)	12.0 %	13.0 %
WLKY-AM, WLSY-FM, WRVI-FM				Hispanic	0 (0)	0 (0)	0 (0)	0.0 %	0.0 %
	80.4 %	82.0 %	91.9 %	Jazz	0 (0)	0 (0)	0 (0)	0.0 %	0.0 %
				News/Talk	21 (2)	0 (0)	21 (2)	2.0 %	2.3 %
				Oldies	0 (0)	111 (2)	111 (2)	10.5 %	11.6 %
				Others/Unknown	0 (0)	0 (0)	0 (0)	0.0 %	0.0 %
				Religion/Gospel	33 (3)	0 (0)	33 (3)	3.1 %	3.4 %
				Soft AC	0 (0)	29 (1)	29 (1)	2.7 %	7.9 %
				Sports	6 (1)	0 (0)	6 (1)	0.6 %	0.4 %
				Standards/EZ	38 (1)	0 (0)	38 (1)	3.6 %	4.1 %
				Totals	235 (9)	826 (17)	1061 (26)		

AM Stations

Station	Freq	Pwr	Format	Network	Contract	Channel	Comments	City
WHAS	840	50 kw	Full Service	ABC	\$132.00	Clr Chnl	Clear Channel	Louisville
WKJK	1080	10 kw/1 kw (DA-2)	Standards	Westwd, ABC	\$ NA	Clr Chnl	Clear Channel	Louisville
WLKY	970	5 kw (DA-2)	News	AP, CBS	\$ NA	Katz	Truth, pend.	Louisville
WLOU	1350	2.2 kw/0.5 kw (DA-N)	Black Gospel	AURN	\$ NA	--	Mortenson	Louisville

FM Stations

Station	Freq	Pwr	Format	Network	Contract	Channel	Comments	City
WAMZ	97.5	100 kw @ 673	Country	ABC	\$155.00	Clr Chnl	Clear Channel	Louisville
WBLO	104.3	3kw @ 328	Black		\$ NA	Mc-Guild	LMA to Blue Chip	Charlestown, IN
WDJX	99.7	24 kw @ 715	CHR		\$60.00	Eastman	Blue Chip	Louisville
WGZB	96.5	3 kw @ 328	Black	ABC	\$45.00	D&R	Blue Chip	Corydon, IN
WLRS	105.1	0.74 kw @ 551	New Rock			Eastman	Blue Chip	Shepherdsville
WMHX	103.9	1.35 kw @ 490	AC/CHR		\$25.00	Christal	Cox Radio	Louisville
WMJM	101.3	1.9 kw @ 415	Black Oldies	ABC	\$<20.00	D&R	Blue Chip	Jeffersontown
WOMF	95.7	28.5 kw @ 643	Classic AOR		\$60.00	Clr Chnl	Clear Channel	Jeffersonville, IN
WRKA	103.1	6 kw @ 312	Oldies		\$60.00	Christal	Cox Radio	St. Matthews
WSFR	107.7	31 kw @ 568	Classic Hits		\$31.00	Christal	Cox Radio	Corydon, IN
WTFX	100.5	37.4 kw @ 554	AOR	Source	\$55.00	Clr Chnl	Clear Channel	Louisville
WULV	102.3	4.3 kw @ 285	Soft AC		\$30.00	Eastman	Blue Chip	Louisville
WVEZ	106.9	24.5 kw @ 670	Soft AC		\$68.00	Christal	Cox Radio	Louisville
WYBL	93.1	2.15 kw @ 387	Country		\$ NA	Clr Chnl	Clear Channel	Clarksville, IN
WZTR	98.9	50 kw @ 492	Modern AC		\$ NA	Clr Chnl	Clear Channel	Salem, IN

Notes: 6/00 WLKY sold by Hearst-Argyle to Truth Broadcasting for \$3,000,000 (with WXII Greensboro-Winston Salem) . . . 8/00 WLKY sold by Truth to Salem for \$1,750,000 . . . 8/00 WLKY changed from News to Talk as WGTK

LUBBOCK

Arbitron Rank 177 Pop (12+) 190,200	Stations 20 / 18	Last Year's Revenue: \$11,400,000
MSA Rank: 186	Diaries: 851 / 224:1 / 48.5%	Household Income: \$35,549
MSA Pop: 233,000	Sample Target: 860	Total Retail Sales: \$2.6 Bil.
DMA: 139	% Below Line: 2.0	#1 Biller: KLLL-F \$2,600,000
Average Persons Rating: 16.0	% Not Listed: 10.5	#1 Billing Portfolio
Market TSL in Hours 22.00	Pop per Station: 10,567	Clear Channel \$5,320,000

12+ Metro	Format	Spring 00 1/4 Share	Fall 99	Spg 99	Fall 98	Spg 98	12+ Metro Cume / Rtg	Fall 99	Spg 99	12+ TSA AQH / Cume	Revenue Level		
1	KLLL-F	C	44 / 14.4	14.8	18.2	18.6	17.1	528 / 27.8	30.1	31.1	73 / 869	D	KLLL-F
2	KZII-F	CHR	32 / 10.5	11.5	9.6	12.9	17.5	529 / 27.8	28.8	26.5	49 / 825	C	KZII-F
3	KFMX-F	AOR	26 / 8.5	9.2	7.7	6.3	10.2	323 / 17.0	18.9	14.6	35 / 451	C	KFMX-F
4	KLZK-F	CHR/U	25 / 8.2	7.2	8.3	9.0	2.5	353 / 18.6	16.6	17.2	33 / 551	B	KLZK-F
5	KKCL-F	O	21 / 6.9	7.9	6.8	9.0	8.3	371 / 19.5	16.7	19.0	32 / 499	C	KKCL-F
6	KMMX-F	AC/CHR	18 / 5.9	4.9	4.3	4.3	6.7	348 / 18.3	17.0	16.3	24 / 495	B	KMMX-F
7	KQBR-F	C	16 / 5.3	3.9	4.3	5.0	5.4	293 / 15.4	13.8	13.3	22 / 380	B	KQBR-F
7	KONE-F	CL AOR	16 / 5.3	3.9	3.4	4.6	2.5	228 / 12.0	10.0	10.1	25 / 333	B	KONE-F
9	KRBL-F	C	14 / 4.6	2.3	3.7	2.3	5.1	166 / 8.7	7.3	8.4	17 / 204	A	KRBL-F
10	KXTQ-F	SP-TJ	13 / 4.3	3.6	3.7	4.6	5.1	191 / 10.0	8.0	10.2	32 / 399	B	KXTQ-F
11	KFYO	N/T	11 / 3.6	2.6	3.1	1.7	1.6	158 / 8.3	9.0	9.6	17 / 239	A	KFYO

12+ FM Share (Metro): 88.64% (242 of 273) (Spring 99: 85.26%)

Teens	18-34	18-49	25-49	25-54	35+	12+ AMD	12+ Mid	12+ PMD	12+ Eve	12+ Wknd
1 KLZK-F	1 KLLL-F <	1 KLLL-F	1 KLLL-F	1 KLLL-F >	1 KLLL-F	1 KLLL-F	1 KLLL-F >	1 KLLL-F	1 KLZK-F >	1 KLLL-F
2 KZII-F >>	2 KFMX-F	2 KZII-F	2 KZII-F	2 KZII-F	2 KKCL-F >	2 KZII-F >	2 KFMX-F <	2 KZII-F <	2 KLLL-F <	2 KLZK-F
3 KLLL-F >	3 KLZK-F	3 KFMX-F	3 KKCL-F	2 KKCL-F	3 KZII-F	3 KFMX-F	3 KZII-F <	3 KFMX-F	3 KZII-F	3 KZII-F
	3 KZII-F	4 KLZK-F	3 KONE-F <	4 KONE-F <	3 KRBL-F	4 KKCL-F	4 KKCL-F	4 KLZK-F	4 KFMX-F	4 KFMX-F
	5 KMMX-F >	5 KMMX-F <	5 KFMX-F	5 KFMX-F	3 KONE-F <	5 KLZK-F <	5 KLZK-F	5 KKCL-F <	5 KMMX-F	5 KKCL-F
	6 KQBR-F	6 KONE-F	6 KMMX-F	6 KMMX-F	6 KFYO	6 KMMX-F	5 KONE-F <	6 KONE-F <	6 KKCL-F	5 KMMX-F
	7 KONE-F	7 KKCL-F <	7 KLZK-F	7 KFYO	7 KQBR-F	7 KRBL-F <	7 KQBR-F <	7 KMMX-F	6 KQBR-F	7 KXTQ-F
					8 KXTQ-F	8 KQBR-F	8 KMMX-F	8 KQBR-F <	6 KONE-F	7 KRBL-F
					8 KFMX-F					

Wom 18-24	Wom 18-34	Wom 25-34	Wom 18-49	Wom 25-54	Men 18-24	Men 18-34	Men 25-34	Men 18-49	Men 25-54	12+ Ovmit
1 KLZK-F	1 KLLL-F	1 KLLL-F	1 KLLL-F	1 KLLL-F >	1 KFMX-F >	1 KFMX-F	1 KFMX-F	1 KFMX-F	1 KLLL-F	1 KLLL-F >
1 KLLL-F	2 KZII-F	2 KZII-F	2 KZII-F >	2 KZII-F	2 KLZK-F	2 KLZK-F	2 KLZK-F >	2 KLLL-F	1 KFMX-F	2 KLZK-F
1 KZII-F	3 KMMX-F	3 KMMX-F	3 KMMX-F >	3 KKCL-F	2 KLLL-F	2 KLLL-F	3 KLLL-F >	3 KLZK-F	3 KONE-F	2 KZII-F
4 KQBR-F	4 KLZK-F	4 KONE-F >	4 KKCL-F	4 KMMX-F	4 KZII-F	4 KZII-F	4 KZII-F	4 KZII-F	4 KFYO	4 KQBR-F
4 KMMX-F >	5 KQBR-F		4 KLZK-F	5 KONE-F		5 KMMX-F		4 KONE-F >	4 KKCL-F	
			4 KQBR-F						6 KZII-F	
									6 KRBL-F	

Other Rated Stations				Metro Share	Cume Rating	TSA AQH Cume	Other Rated Stations--Outside Market				Metro Share	Cume Rating	TSA AQH Cume
KBZO	SP	1460	Lubbock	0.7	1.4	3 38	KOFR-F	REL-CC	107.3	Post	1.6	5.3	8 143
KDAV	O	1590	Lubbock	1.6	2.3	6 68	KSNY-F	C	101.5	Snyder	0.3	1.5	5 108
KEJS-F	SP-TJ	106.5	Lubbock	2.6	5.2	9 148							
KJAK-F	REL	92.7	Station	1.0	4.1	5 127							
KKAM	SPRTS	1340	Lubbock	1.3	4.2	4 80							
KRFE	ST	580	Lubbock	2.0	3.8	6 86							
KXTQ	T/N	950	Lubbock	1.0	3.8	4 103							

LUBBOCK

Consolidation Report	12+	25-54	Revenue	Format Performance	AM	FM	Total	%	Yr. Ago
Clear Channel	36.1 %	39.3 %	46.7 %	AC	0 (0)	18 (1)	18 (1)	6.6 %	4.9 %
KFMX-FM, KFYO-AM, KKAM-AM, KKCL-FM, KQBR-FM, KZII-FM				AOR/Classic/NR	0 (0)	42 (2)	42 (2)	15.4 %	13.7 %
NextMedia	25.6 %	29.2 %	32.1 %	Black/Urban	0 (0)	0 (0)	0 (0)	0.0 %	0.0 %
KLLL-FM, KMMX-FM, KONE-FM				CHR	0 (0)	57 (2)	57 (2)	20.9 %	21.1 %
	61.7 %	68.5 %	78.8 %	Classical	0 (0)	0 (0)	0 (0)	0.0 %	0.0 %
				Country	0 (0)	75 (4)	75 (4)	27.5 %	24.9 %
				Full Service	0 (0)	0 (0)	0 (0)	0.0 %	0.7 %
				Hispanic	2 (1)	21 (2)	23 (3)	8.4 %	10.9 %
				Jazz	0 (0)	0 (0)	0 (0)	0.0 %	0.0 %
				News/Talk	14 (2)	0 (0)	14 (2)	5.1 %	3.5 %
				Oldies	5 (1)	21 (1)	26 (2)	9.5 %	7.7 %
				Others/Unknown	0 (0)	0 (0)	0 (0)	0.0 %	0.0 %
				Religion/Gospel	0 (0)	8 (2)	8 (2)	2.9 %	2.8 %
				Soft AC	0 (0)	0 (0)	0 (0)	0.0 %	3.9 %
				Sports	4 (1)	0 (0)	4 (1)	1.5 %	1.4 %
				Standards/EZ	6 (1)	0 (0)	6 (1)	2.2 %	4.6 %
				Totals	31 (6)	242 (14)	273 (20)		

AM Stations

KFYO	790	5 kw/1 kw (DA-2)	Full Service	CBS, Westwd, CNN	\$<20.00	Allied	Clear Channel	Lubbock
------	-----	------------------	--------------	------------------	----------	--------	---------------	---------

FM Stations

KFMX	94.5	100 kw @ 817	AOR	ABC	\$29.00	Katz	Clear Channel	Lubbock
KKCL	98.1	100 kw @ 436	Oldies	Westwd, ABC	\$22.00	Christal	Clear Channel	Lorenzo
KLLL	96.3	100 kw @ 817	Country	Westwd, CNN	\$53.00	Eastman	NextMedia	Lubbock
KLZK	104.3	50 kw @ 466	Dance CHR		\$ NA	---		Brownfield
KMMX	100.3	100 kw @ 882	AC/CHR		\$<20.00	Eastman	NextMedia	Tahoka
KONE	101.1	100 kw @ 751	Classic AOR	Westwd	\$<20.00	Eastman	NextMedia	Lubbock
KQBR	99.5	100 kw @ 817	Country	Westwd	\$<20.00	Sentry	Clear Channel	Lubbock
KRBL	105.7	6 kw @ 328	Country	ABC	\$ NA	---		Idalou
KXTQ	93.7	100 kw @ 741	Hispanic-Tejano		\$<20.00	Katz Hisp.		Lubbock
KZII	102.5	100 kw @ 817	CHR		\$26.00	Allied	Clear Channel	Lubbock

Notes: KLZK-F is LMA'd to KXTQ-AF . . . 4/00 KXTQ (950) changed from simulcasting KLZK-F to Talk/News

MACON

Arbitron Rank 147 **Pop (12+)** 257,900
MSA Rank: 154
MSA Pop: 326,000
DMA: 118
Average Persons Rating: 15.8
Market TSL in Hours 21.00

Stations 22 / 18
Diaries: 1,022 / 252:1 / 50.3%
Sample Target: 970
% Below Line: 2.7
% Not Listed: 12.7
Pop per Station: 14,328

Last Year's Revenue: \$12,500,000
Household Income: \$36,821
Total Retail Sales: \$3.8 Bil.
#1 Biller: WDEN-AF \$3,000,000
#1 Billing Portfolio
 U. S. Broadcasting \$7,914,000

12+ Metro	Format	Spring 00 1/4 Share	Fall 99	Spg 99	Fall 98	Spg 98	12+ Metro Cume / Rtg	Fall 99	Spg 99	12+ TSA AQH / Cume	Revenue Level		
1	WDEN-F	C	50 / 12.2	12.5	13.8	12.5	11.8	572 / 22.2	23.0	23.7	94 / 1104	E*	WDEN-F
2	WIBB-F	B	44 / 10.8	13.0	9.6	9.9	13.4	592 / 22.9	21.8	22.6	62 / 868	C	WIBB-F
3	WMGB-F	CHR	39 / 9.5	6.6	5.6	5.4	5.5	538 / 20.9	18.1	16.1	69 / 928	B	WMGB-F
4	WPEZ-F	AC	38 / 9.3	8.1	12.5	9.9	9.5	441 / 17.1	17.8	19.5	54 / 655	C	WPEZ-F
5	WFXM-F	B	29 / 7.1	5.9	7.7	6.8	6.3	439 / 17.0	14.4	16.5	56 / 748	B	WFXM-F
6	WRBV-F	B/AC	24 / 5.9	6.4	4.2	4.8	3.2	303 / 11.7	11.3	8.6	24 / 329	A	WRBV-F
7	WQBZ-F	AOR	22 / 5.4	6.9	5.8	6.8	8.7	287 / 11.1	14.1	15.3	40 / 531	C	WQBZ-F
8	WDDO	B/G	21 / 5.1	4.7	5.0	2.5	3.2	153 / 5.9	5.7	5.8	21 / 156	A	WDDO
9	WAYS-F	O	19 / 4.7	6.1	6.4	5.7	6.6	406 / 15.8	12.9	14.5	38 / 719	B	WAYS-F
10	WLCG-F	B/G	17 / 4.2	5.9	2.4	3.1	3.9	280 / 10.9	11.0	8.3	20 / 315	A	WLCG-F
11	WMAC	N/T	14 / 3.4	5.4	4.2	4.2	3.9	213 / 8.3	11.4	9.8	21 / 365	A	WMAC

12+ FM Share (Metro): 89.33% (318 of 356) (Spring 99: 85.50%)

Teens	18-34	18-49	25-49	25-54	35+	12+ AMD	12+ Mid	12+ PMD	12+ Eve	12+ Wknd
1 WFXM-F	1 WIBB-F <	1 WIBB-F <	1 WIBB-F	1 WDEN-F <	1 WDEN-F	1 WMGB-F <	1 WDEN-F	1 WDEN-F	1 WIBB-F	1 WIBB-F <
2 WIBB-F	2 WMGB-F >	2 WMGB-F	2 WMGB-F <	2 WPEZ-F	2 WPEZ-F >	2 WIBB-F <	2 WPEZ-F	2 WPEZ-F	2 WFXM-F >	2 WDEN-F
3 WMGB-F >>>	3 WFXM-F <	3 WDEN-F	3 WPEZ-F	2 WIBB-F	3 WDDO <	3 WDEN-F	3 WMGB-F	3 WIBB-F	3 WPEZ-F	3 WMGB-F
	4 WQBZ-F <	4 WPEZ-F <	3 WDEN-F	4 WMGB-F	4 WRBV-F	4 WPEZ-F	4 WIBB-F	4 WMGB-F	4 WMGB-F	4 WFXM-F
	5 WDEN-F	5 WQBZ-F	5 WRBV-F <	5 WRBV-F	5 WAYS-F <	5 WRBV-F	5 WQBZ-F <	5 WFXM-F	5 WDEN-F >	5 WDDO
	6 WPEZ-F	6 WFXM-F	6 WQBZ-F	6 WQBZ-F	6 WIBB-F	6 WQBZ-F	6 WDDO <	6 WQBZ-F <	6 WQBZ-F	5 WRBV-F
		6 WRBV-F	7 WLCG-F <	7 WAYS-F	7 WMAC	7 WDDO <	7 WAYS-F <	7 WRBV-F <	7 WDDO	7 WPEZ-F
				7 WLCG-F	7 WMGB-F <	8 WFXM-F	8 WRBV-F <	8 WAYS-F	7 WLCG-F	7 WLCG-F

Wom 18-24	Wom 18-34	Wom 25-34	Wom 18-49	Wom 25-54	Men 18-24	Men 18-34	Men 25-34	Men 18-49	Men 25-54	12+ Ovrnite
1 WFXM-F	1 WIBB-F	1 WIBB-F	1 WMGB-F	1 WPEZ-F	1 WQBZ-F	1 WQBZ-F	1 WQBZ-F >	1 WQBZ-F	1 WQBZ-F <	1 WIBB-F >
1 WIBB-F	1 WMGB-F >	2 WMGB-F	2 WIBB-F <	2 WMGB-F <	1 WIBB-F	2 WIBB-F	2 WIBB-F	2 WIBB-F	2 WDEN-F	2 WDEN-F
1 WMGB-F >>>	3 WDEN-F	3 WDEN-F	3 WPEZ-F >	3 WIBB-F	1 WMGB-F	3 WMGB-F	2 WMKS-F	3 WDEN-F	3 WIBB-F	2 WFXM-F
	4 WFXM-F	4 WPEZ-F >	4 WDEN-F	4 WDEN-F	4 WFXM-F >	4 WFXM-F	4 WFXM-F	4 WMGB-F	3 WRBV-F >	2 WMGB-F >
	5 WPEZ-F >		5 WFXM-F	5 WRBV-F	5 WDEN-F >>	5 WMKS-F	4 WMGB-F >	5 WFXM-F	5 WAYS-F	
			5 WLCG-F	6 WLCG-F >		6 WDEN-F		6 WRBV-F	6 WFXM-F	
			5 WRBV-F >			6 WPGA-F >>		7 WMKS-F	6 WMGB-F	

Other Rated Stations				Metro Share	Cume Rating	TSA AQH Cume	Other Rated Stations--Outside Market				Metro Share	Cume Rating	TSA AQH Cume
WAFI-F	REL	99.9	Unadilla	0.5	3.2	4 113	WALR-F	B/AC	104.7	Athens	0.7	3.7	12 251
WMKS-F	CL AOR	92.3	Macon	2.0	6.0	9 195	WNNX-F	AOR-NR	99.7	Atlanta	0.5	2.4	7 123
WPGA-F	AC/CHR	100.9	Perry	1.7	5.3	8 152	WVEE-F	B	103.3	Atlanta	0.5	2.6	5 158
WRNC-AF	C	96.5	Gray	2.0	4.1	13 164	WVFJ-F	REL-CC	93.3	Manchester	1.0	2.1	12 175
WXKO-AA	B/G	1150	Fort Valley	0.7	2.1	10 95							

MACON

Consolidation Report	12+	25-54	Revenue	Format Performance	AM	FM	Total	%	Yr. Ago
Local WFXM-FM, WQMJ-FM, WXJO-AM, WXKO-AM	7.8 %	4.7 %	5.2 %	AC	0 (0)	45 (2)	45 (2)	12.8 %	15.1 %
Taylor WAXP-AM, WIBB-FM, WLCG-AM, WLCG-FM, WQBZ-FM, WRBV-FM, WRNC-AM, WRNC-FM	28.3 %	33.6 %	24.5 %	AOR/Classic/NR	0 (0)	32 (3)	32 (3)	9.0 %	9.8 %
U. S. Broadcasting WAYS-FM, WDDO-AM, WDEN-AM, WDEN-FM, WMAC-AM, WMGB-FM, WMKS-FM, WPEZ-FM	46.2 %	44.8 %	63.3 %	Black/Urban	0 (0)	102 (5)	102 (5)	28.7 %	26.9 %
				CHR	0 (0)	39 (1)	39 (1)	11.0 %	6.2 %
				Classical	0 (0)	0 (0)	0 (0)	0.0 %	0.0 %
				Country	0 (0)	58 (2)	58 (2)	16.3 %	16.3 %
				Full Service	0 (0)	0 (0)	0 (0)	0.0 %	0.0 %
				Hispanic	0 (0)	0 (0)	0 (0)	0.0 %	0.0 %
				Jazz	0 (0)	0 (0)	0 (0)	0.0 %	0.0 %
				News/Talk	14 (1)	0 (0)	14 (1)	3.9 %	4.7 %
				Oldies	0 (0)	19 (1)	19 (1)	5.3 %	7.1 %
				Others/Unknown	0 (0)	0 (0)	0 (0)	0.0 %	0.0 %
				Religion/Gospel	24 (2)	23 (3)	47 (5)	13.2 %	13.9 %
				Soft AC	0 (0)	0 (0)	0 (0)	0.0 %	0.0 %
				Sports	0 (0)	0 (0)	0 (0)	0.0 %	0.0 %
				Standards/EZ	0 (0)	0 (0)	0 (0)	0.0 %	0.0 %
	82.3 %	83.1 %	93.0 %	Totals	38 (3)	318 (17)	356 (20)		

AM Stations

WDDO	1240	1 kw	Black Gospel	Westwd, AURN	\$<20.00	Mc-Guild	U. S.	Macon
WMAC	940	50 kw/10 kw (DA-N)	News/Talk	ABC, Westwd	\$<20.00	Mc-Guild	U. S.	Macon

FM Stations

WAYS	99.1	100 kw @ 663	Oldies	ABC, Westwd	\$28.00	Mc-Guild	U. S.	Macon
WDEN	105.3	100 kw @ 659	Country	Westwd	\$77.00	Mc-Guild	U. S.	Macon
WFXM	107.1	2.25 kw @ 540	Black	AURN	\$19.00	Allied	WQMJ/WXKO	Forsyth
WIBB	97.9	10.5 kw @ 500	Black	ABC	\$21.00	D&R	Taylor	Fort Valley
WLCG	102.5	4 kw @ 328	Black Gospel		\$ NA	D&R	Taylor	Warner Robins
WMGB	93.7	29.5 kw @ 646	CHR		\$<20.00	Mc-Guild	U. S.	Jeffersonville
WPEZ	107.9	100 kw @ 689	AC	Westwd	\$42.00	Mc-Guild	U. S.	Macon
WQBZ	106.3	50 kw @ 493	AOR		\$24.00	D&R	Taylor	Fort Valley
WRBV	101.7	6 kw @ 328	Black AC	ABC	\$14.00	D&R	Taylor	Warner Robins

Notes: * WDEN-F revenue level includes WDEN (AM) revenue . . . 3/00 WFXM-F changed from Black Gospel to Black Oldies as WQMJ-F ("Magic 100") . . . 3/00 WALJ-F changed calls to WFXM-F; remains Black . . . 4/00 WBNM changed from Black Oldies to simulcasting Black Gospel WXKO as WXJO

MADISON

Arbitron Rank: 120 Pop (12+): 347,700
 MSA Rank: 124
 MSA Pop: 416,000
 DMA: 89
 Average Persons Rating: 14.2
 Market TSL in Hours: 18.75

Stations: 26 / 20
 Diaries: 1,322/ 263:1/ 57.1%
 Sample Target: 1,300
 % Below Line: 2.2
 % Not Listed: 17.8
 Pop per Station: 17,385

Last Year's Revenue: \$27,300,000
 Household Income: \$56,007
 Total Retail Sales: \$5.6 Bil.
 #1 Biller: WZEE-F \$4,000,000
 #1 Billing Portfolio
 Clear Channel \$12,020,000

12+ Metro	Format	Spring 00 1/4 Share	Win 00	Fall 99	Sum 99	Spq 99	4-Book Avg.	12+ Metro Cume / Rtg.	Fall 99	Spq 99	12+ TSA AQH / Cume	Revenue Level	
1	WZEE-F	CHR	57 / 11.6	10.6	10.1	10.7	11.8	1073 / 30.9	28.8	31.0	111 / 2215	F	WZEE-F
2	WMGN-F	AC	48 / 9.7	10.8	9.0	8.5	8.6	675 / 19.4	19.0	20.5	63 / 1009	E	WMGN-F
3	WOLX-F	O	39 / 7.9	6.4	5.8	6.9	7.5	748 / 21.5	20.2	20.5	79 / 1659	D	WOLX-F
4	WJJO-F	AOR	33 / 6.7	4.6	6.0	6.4	8.0	480 / 13.8	14.8	15.9	85 / 1257	D	WJJO-F
5	WWQM-F	C	30 / 6.1	5.2	6.0	5.0	6.3	470 / 13.5	12.5	14.7	47 / 694	D	WWQM-F
6	WIBA-F	CL AOR	27 / 5.5	4.8	4.5	5.8	5.9	559 / 16.1	15.8	18.9	72 / 1302	D	WIBA-F
6	WIBA	FS/T	27 / 5.5	7.5	7.7	7.7	5.9	542 / 15.6	17.7	17.1	31 / 630	E	WIBA
8	WMAD-F	AOR-NR	25 / 5.1	4.4	4.7	6.4	4.1	613 / 17.6	16.4	16.1	28 / 745	C	WMAD-F
9	WMMM-F	AOR-P	22 / 4.5	4.8	4.5	3.8	3.5	473 / 13.6	12.9	11.4	27 / 537	B	WMMM-F
10	WMLI-F	SAC	15 / 3.0	3.5	3.4	3.4	3.3	362 / 10.4	10.7	12.1	22 / 500	B	WMLI-F
11	WYZM-F	C	13 / 2.6	3.1	2.4	2.2	2.4	241 / 6.9	7.1	8.6	17 / 358	B	WYZM-F
12	WIBU	ST	12 / 2.4	2.7	1.9	1.2	1.0	120 / 3.4	3.5	2.4	17 / 179		WIBU
13	WTDY	T	10 / 2.0	3.1	3.2	3.6	2.7	200 / 5.8	7.3	7.0	12 / 249	C*	WTDY
13	WHIT	SPRTS	10 / 2.0	1.9	1.7	1.6	0.8	132 / 3.8	2.3	2.2	10 / 148	A	WHIT

12+ FM Share (Metro): 81.98% (332 of 405) (Spring 99: 80.58%)

Teens	18-34	18-49	25-49	25-54	35+	12+ AMD	12+ Mid	12+ PMD	12+ Eve	12+ Wknd
1 WZEE-F >>>	1 WZEE-F	1 WZEE-F	1 WMGN-F	1 WMGN-F	1 WOLX-F <	1 WZEE-F	1 WMGN-F <	1 WZEE-F	1 WZEE-F >>	1 WZEE-F <
2 WMAD-F >>	2 WJJO-F	2 WMGN-F	2 WZEE-F	2 WZEE-F <	2 WMGN-F	2 WMGN-F <	2 WZEE-F	2 WMGN-F	2 WMAD-F <	2 WMGN-F >
3 WOLX-F	3 WMGN-F	3 WJJO-F	3 WIBA-F <	3 WOLX-F	3 WIBA	3 WIBA <	3 WOLX-F <	3 WOLX-F <	3 WOLX-F <	3 WOLX-F
3 WJJO-F	4 WMAD-F	4 WIBA-F <	4 WJJO-F <	4 WIBA-F	4 WWQM-F	4 WOLX-F	4 WJJO-F	4 WJJO-F	4 WIBA-F <	4 WWQM-F
3 WYZM-F >>	5 WIBA-F	5 WOLX-F <	5 WMMM-F	5 WJJO-F <	5 WIBA-F <	5 WIBA-F	5 WWQM-F	5 WMAD-F	5 WWQM-F <	4 WJJO-F <
	6 WWQM-F	6 WMAD-F <	6 WOLX-F	6 WMMM-F	6 WZEE-F <	6 WJJO-F <	6 WIBA-F <	5 WWQM-F <	6 WJJO-F <	6 WIBA
	6 WMMM-F	7 WMMM-F <	6 WWQM-F >	7 WWQM-F >	7 WMMM-F <	7 WWQM-F >	7 WMMM-F	7 WMMM-F	7 WIBA	7 WMAD-F
		8 WWQM-F >	8 WMAD-F	8 WIBA	8 WIBU	8 WMAD-F	8 WMAD-F	8 WIBA-F <	7 WMGN-F	8 WMMM-F
			9 WIBA	8 WMAD-F	9 WTDY	9 WMMM-F >	9 WIBA	9 WIBA <	7 WMLI-F	8 WYZM-F <
			9 WMLI-F	10 WMLI-F			10 WTDY <	10 WMLI-F	10 WMMM-F	10 WIBA-F

Wom 18-24	Wom 18-34	Wom 25-34	Wom 18-49	Wom 25-54	Men 18-24	Men 18-34	Men 25-34	Men 18-49	Men 25-54	12+ Ovrnite
1 WZEE-F >>>	1 WZEE-F	1 WMGN-F >	1 WMGN-F	1 WMGN-F >	1 WJJO-F	1 WJJO-F	1 WJJO-F >	1 WJJO-F	1 WIBA-F	1 WZEE-F
2 WMAD-F >>	2 WMGN-F >>	2 WZEE-F	2 WZEE-F >>	2 WZEE-F >	2 WZEE-F	2 WZEE-F >	2 WIBA-F	2 WZEE-F	1 WJJO-F	2 WOLX-F
3 WJJO-F	3 WMAD-F	3 WMMM-F	3 WWQM-F	3 WOLX-F	3 WMAD-F >>	3 WMAD-F	3 WHIT	3 WIBA-F	3 WOLX-F	2 WIBA
3 WMLI-F >>	4 WWQM-F	4 WWQM-F >	3 WMMM-F	4 WMMM-F	4 WOLX-F >	4 WIBA-F	3 WZEE-F	4 WOLX-F <	4 WZEE-F <	2 WIBA-F
	4 WMMM-F	5 WJJO-F	5 WOLX-F	5 WWQM-F >	5 WHIT >	5 WMGN-F >	5 WMAD-F	5 WMAD-F	5 WMGN-F	2 WWQM-F >
	6 WJJO-F	5 WMAD-F	6 WMAD-F	6 WIBA-F	6 WOLX-F	6 WWQM-F	6 WMGN-F	6 WMGN-F	6 WMMM-F	
	6 WMLI-F >	5 WMLI-F >	7 WIBA-F	7 WMLI-F	6 WMGN-F >	6 WMAD-F >	7 WHIT	7 WHIT	6 WWQM-F	
			7 WJJO-F				7 WMMM-F	7 WMMM-F	6 WHIT	
			7 WMLI-F >				9 WWQM-F	9 WIBA	9 WIBA	
								10 WMAD-F	10 WMAD-F	

Other Rated Stations				Metro Share	Cume Rating	TSA AQH Cume	Other Rated Stations--Outside Market				Metro Share	Cume Rating	TSA AQH Cume
WKPO-F	CHR/B	105.9	Evansville	1.6	5.1	15 368	WDMP-F	C	99.3	Dodgeville	0.4	0.9	15 159
WSJY-F	SAC	107.3	FL Atkinson	1.2	4.5	38 569	WEKZ-F	SAC	93.7	Monroe	0.4	1.6	17 292
WTDA	T	1480	Madison	0.2	2.0	2 96	WGN	FS/T	720	Chicago	0.4	1.8	26 319
WTLX-F	T	100.5	Columbus	0.4	1.5	3 143	WJVL-F	C	99.9	Janesville	0.6	1.8	58 760
WTSO	SPRTS	1070	Madison	1.8	5.9	12 261	WTMJ	FS	620	Milwaukee	0.4	1.3	19 398

MADISON

Consolidation Report	12+	25-54	Revenue	Format Performance	AM	FM	Total	%	Yr. Ago
Clear Channel	32.5 %	28.8 %	43.8 %	AC	0 (0)	48 (1)	48 (1)	11.9 %	10.6 %
WIBA-AM, WIBA-FM, WMAD-FM, WMLI-FM, WTSO-AM, WZEE-FM				AOR/Classic/NR	0 (0)	107 (4)	107 (4)	26.4 %	26.4 %
Entercom	15.0 %	17.6 %	16.3 %	Black/Urban	0 (0)	0 (0)	0 (0)	0.0 %	0.0 %
WMMM-FM, WOLX-FM, WYZM-FM				CHR	0 (0)	65 (2)	65 (2)	16.0 %	16.1 %
Good Karma, pend.	2.0 %	1.6 %	%	Classical	0 (0)	0 (0)	0 (0)	0.0 %	0.0 %
WKPO-FM, WTLX-FM				Country	0 (0)	48 (4)	48 (4)	11.9 %	13.2 %
Mid-West Family	26.7 %	31.0 %	39.8 %	Full Service	31 (3)	0 (0)	31 (3)	7.7 %	8.9 %
WHIT-AM, WJJO-FM, WMGN-FM, WTDA-AM, WTDY-AM, WWQM-FM				Hispanic	0 (0)	0 (0)	0 (0)	0.0 %	0.0 %
	76.3 %	79.0 %	99.9 %	Jazz	0 (0)	0 (0)	0 (0)	0.0 %	0.0 %
				News/Talk	11 (2)	2 (1)	13 (3)	3.2 %	4.8 %
				Oldies	0 (0)	39 (1)	39 (1)	9.6 %	9.1 %
				Others/Unknown	0 (0)	0 (0)	0 (0)	0.0 %	0.0 %
				Religion/Gospel	0 (0)	0 (0)	0 (0)	0.0 %	0.0 %
				Soft AC	0 (0)	23 (3)	23 (3)	5.7 %	6.0 %
				Sports	19 (2)	0 (0)	19 (2)	4.7 %	1.0 %
				Standards/EZ	12 (1)	0 (0)	12 (1)	3.0 %	4.1 %
				Totals	73 (8)	332 (16)	405 (24)		

AM Stations

Station	Freq	Power	Time	Format	Comments	Revenue	Owner	Market
WHIT	1550	5 kw	(Days)	Sports	1-On-1	\$<20.00	Mc-Guild	Madison
WIBA	1310	5 kw/5.4 kw	(DA-N)	Full Service/Talk	CBS	\$39.00	Katz	Madison
WIBU	1240	1 kw		Standards	Jones, AP	\$ NA	--	Poynette
WTDY	1670	10 kw/1 kw		Talk	ABC, Westwd, CNN	\$24.00	Mc-Guild	Madison

FM Stations

Station	Freq	Power	Time	Format	Comments	Revenue	Owner	Market
WIBA	101.5	12 kw	@ 1017	AOR		\$64.00	Katz	Madison
WJJO	94.1	50 kw	@ 492	AOR		\$31.00	Mc-Guild	Watertown
WMAD	92.1	1.8 kw	@ 400	AOR-New Rock		\$ 24.00	Katz	Sun Prairie
WMGN	98.1	38 kw	@ 581	AC		\$53.00	Mc-Guild	Madison
WMLI	96.3	5 kw	@ 672	Soft AC		\$<20.00	Katz	Sauk City
WMMM	105.5	2 kw	@ 573	Progressive AOR		\$<20.00	Mc-Guild	Verona
WOLX	94.9	37 kw	@ 1299	Oldies		\$ 50.00	Mc-Guild	Baraboo
WWQM	106.3	4.5 kw	@ 380	Country		\$52.00	Mc-Guild	Middleton
WYZM	105.1	6 kw	@ 243	Country		\$<20.00	--	Waunakee
WZEE	104.1	12 kw	@ 1004	CHR		\$53.00	Katz	Madison

Notes: * WTDY revenue level includes WTDA revenue . . . 7/00 WKPO-F (105.9; Evansville) sold to Good Karma (WTLX-F) for \$2,800,000

MANCHESTER

Arbitron Rank 186 Pop (12+) 176,500	Stations 35 / 10	Last Year's Revenue: \$12,900,000
MSA Rank: 137 (w/Nashua)	Diaries: 836 / 211:1 / 54.9%	Household Income: \$56,983
MSA Pop: 294,000	Sample Target: 860	Total Retail Sales: \$2.6 Bil.
DMA: 6 (Boston)	% Below Line: 44.8	#1 Biller: WZID-F \$6,300,000
Average Persons Rating: 14.8	% Not Listed: 10.3	#1 Billing Portfolio
Market TSL in Hours 20.00	Pop per Station: 17,650	Saga \$7,580,000

12+ Metro	Format	Spring 00 1/4 Share	Fall 99	Spg 99	Fall 98	Spg 98	12+ Metro Cume / Rtg	Fall 99	Spg 99	12+ TSA AQH / Cume	Revenue Level	
1	WZID-F	44 / 16.8	19.8	21.5	18.0	22.3	510 / 28.9	33.8	32.0	107 / 1238	G	WZID-F
2	WGIR-F	AOR	25 / 9.5	9.7	10.6	8.2	327 / 18.5	22.2	24.3	56 / 826	G	WGIR-F
3	WJMN-F	CHR	15 / 5.7	3.1	3.5	6.0	285 / 16.1	12.5	13.3	27 / 634		WJMN-F
4	WOKQ-F	C	13 / 5.0	6.2	7.0	5.6	240 / 13.6	15.9	15.0	40 / 577		WOKQ-F
4	WGIR	N/T	13 / 5.0	5.2	3.5	5.6	231 / 13.1	18.6	11.3	18 / 414	C	WGIR
4	WAAF-F	AOR-NR	13 / 5.0	3.1	3.9	3.4	175 / 9.9	10.6	10.4	29 / 386		WAAF-F
7	WQLL-F	O	12 / 4.6	3.5	3.2	3.7	172 / 9.8	10.1	8.9	25 / 378	B	WQLL-F
7	WFEA	ST	12 / 4.6	3.8	4.2	3.7	119 / 6.8	7.8	7.0	14 / 166	A	WFEA
9	WBCN-F	AOR	8 / 3.1	2.8	2.1	3.4	163 / 9.2	11.6	8.9	22 / 417		WBCN-F
10	WRKO	T	7 / 2.7	2.8	1.4	2.6	110 / 6.2	8.5	5.4	14 / 240		WRKO

12+ FM Share (Metro): 82.13% (193 of 235) (Spring 99: 86.47%)

Teens	18-34	18-49	25-49	25-54	35+	12+ AMD	12+ Mid	12+ PMD	12+ Eve	12+ Wknd
1 WJMN-F >>>	1 WGIR-F	1 WZID-F >	1 WZID-F >	1 WZID-F >>	1 WZID-F >>	1 WZID-F >	1 WZID-F >	1 WZID-F >>	1 WZID-F	1 WZID-F
	2 WZID-F >	2 WGIR-F >	2 WGIR-F >	2 WGIR-F >	2 WGIR-F >	2 WGR-F >	2 WGR-F >	2 WGR-F >	2 WJMN-F >	2 WGR-F
	3 WAAF-F >	3 WAAF-F >	3 WAAF-F >	3 WAAF-F >	2 WFEA	3 WGIR	3 WGIR	3 WJMN-F	3 WGIR-F >	3 WJMN-F
	4 WJMN-F	4 WJMN-F	4 WQLL-F	4 WOKQ-F	4 WQLL-F	3 WBCN-F <	4 WFEA <	3 WAAF-F	4 WGIR	3 WFEA
	5 WBCN-F >>	4 WBCN-F		4 WQLL-F	4 WOKQ-F >	5 WQLL-F	5 WQLL-F	3 WRKO	4 WAAF-F	5 WOKQ-F
		6 WQLL-F		6 WGIR	6 WGIR-F	5 WJMN-F <	5 WAAF-F <	6 WOKQ-F	6 WOKQ-F	6 WAAF-F
					7 WRKO	7 WAAF-F <	7 WOKQ-F >	7 WQLL-F >	7 WHOB-F	6 WGR

Wom 18-24	Wom 18-34	Wom 25-34	Wom 18-49	Wom 25-54	Men 18-24	Men 18-34	Men 25-34	Men 18-49	Men 25-54	12+ Ovrnite
1 WBCN-F	1 WZID-F >>	1 WZID-F >>	1 WZID-F >>>	1 WZID-F >>>	1 WGIR-F >>>	1 WGR-F	1 WGR-F	1 WGR-F	1 WZID-F <	1 WZID-F >
1 WZID-F >	2 WJMN-F	2 WJMN-F	2 WJMN-F	2 WQLL-F	2 WAAF-F >	2 WAAF-F >>	2 WAAF-F >	2 WAAF-F <	2 WGIR-F	2 WGR
3 WGR-F	2 WGIR-F	2 WGIR-F	2 WGIR-F	2 WOKQ-F	3 WJMN-F >>	3 WZID-F >>	3 WZID-F >>	3 WZID-F >>	3 WAAF-F >	3 WJMN-F >
3 WJMN-F >>	4 WBCN-F >	2 WOKQ-F >>	4 WBCN-F	4 WJMN-F			4 WBCN-F >>	4 WXR-F	4 WGR	4 WZLX-F >>
			4 WXLO-F	5 WGR-F				4 WBCN-F	5 WXR-F	
			4 WQLL-F	5 WQSX-F				4 WGR		
			4 WOKQ-F	5 WXLO-F >						

Other Rated Stations				Metro Share	Cume Rating	TSA AQH Cume	Other Rated Stations--Outside Market				Metro Share	Cume Rating	TSA AQH Cume
WDER	REL	1320	Derry	0.4	1.4	1 31	WBMX-F	AC-NR	98.5	Boston	0.8	5.1	10 331
WJYY-F	CHR	105.5	Concord	1.9	7.7	16 434	WBOS-F	AOR-P	92.9	Brookline, MA	0.4	1.6	2 77
wKBR	C	1250	Manchester	0.8	1.7	2 30	WBZ	N/T	1030	Boston	1.1	7.3	19 421
WNNH-F	O	99.1	Henniker	0.8	1.9	12 262	WCRB-F	CL	102.5	Waltham, MA	2.3	5.3	9 233
WOTX-F	C	102.3	Concord	0.8	1.3	2 49	WEEI	SPRTS	850	Boston	1.5	4.9	10 177
							WFNX-F	AOR-NR	101.7	Lynn, MA	0.8	3.7	3 181
							WHEB-F	AOR	100.3	Portsmouth	0.4	2.2	1 89
							WHOB-F	CHR	106.3	Nashua	1.5	6.8	13 320
							WHOM-F	SAC	94.9	Mt. Washington	0.4	1.9	10 205
							WKL-F	C	99.5	Lowell, MA	1.9	5.1	23 325
							WMJX-F	AC	106.7	Boston	0.4	1.8	2 64
							WODS-F	O	103.3	Boston	1.9	5.2	10 248
							WQSX-F	B/O	93.7	Lawrence, MA	2.3	6.9	11 296
							WROR-F	CL HITS	105.7	Framingham, MA	0.4	1.6	9 184
							WTKK-F	T	96.9	Boston	0.8	2.1	11 148
							WXKS-F	CHR/AC	107.9	Medford, MA	1.1	8.1	10 339
							WXLO-F	AC/CHR	104.5	Fitchburg, MA	2.3	8.8	9 339
							WXR-F	AOR-NR	92.5	Haverhill, MA	2.3	4.7	10 204
							WZLX-F	CL AOR	100.7	Boston	0.8	3.4	9 222

MANCHESTER

Consolidation Report	12+	25-54	Revenue	Format Performance	AM	FM	Total	%	Yr. Ago
Saga	26.0 %	25.1 %	58.8 %	AC	0 (0)	53 (4)	53 (4)	22.6 %	30.8 %
WFEA-AM, WQLL-FM, WZID-FM				AOR/Classic/NR	0 (0)	58 (9)	58 (9)	24.7 %	25.6 %
Vox Media	1.9 %	1.9 %	%	Black/Urban	0 (0)	6 (1)	6 (1)	2.6 %	0.0 %
WJYY-FM, WNHI-FM, WRCL-FM				CHR	0 (0)	27 (4)	27 (4)	11.5 %	9.4 %
	27.9 %	27.0 %	58.8 %	Classical	0 (0)	6 (1)	6 (1)	2.6 %	1.5 %
				Country	2 (1)	20 (3)	22 (4)	9.4 %	10.5 %
				Full Service	0 (0)	0 (0)	0 (0)	0.0 %	0.0 %
				Hispanic	0 (0)	0 (0)	0 (0)	0.0 %	0.0 %
				Jazz	0 (0)	0 (0)	0 (0)	0.0 %	0.0 %
				News/Talk	23 (3)	2 (1)	25 (4)	10.6 %	7.9 %
				Oldies	0 (0)	20 (4)	20 (4)	8.5 %	6.0 %
				Others/Unknown	0 (0)	0 (0)	0 (0)	0.0 %	0.0 %
				Religion/Gospel	1 (1)	0 (0)	1 (1)	0.4 %	0.0 %
				Soft AC	0 (0)	1 (1)	1 (1)	0.4 %	1.1 %
				Sports	4 (1)	0 (0)	4 (1)	1.7 %	1.1 %
				Standards/EZ	12 (1)	0 (0)	12 (1)	5.1 %	4.5 %
				Totals	42 (7)	193 (28)	235 (35)		

AM Stations

WFEA	1370	5 kw (DA-2)	Standards	CBS, Talknt, WW1	\$<20.00	Mc-Guild	Saga	Manchester
WGIR	610	5 kw/1 kw (DA-2)	News/Talk	Westwd	\$28.00	Sentry	Clear Channel	Manchester

FM Stations

WGIR	101.1	11.5 kw @ 1027	AOR		\$80.00	Sentry	Clear Channel	Manchester
WQLL	96.5	0.68 kw @ 971	Oldies		\$ NA	Mc-Guild	Saga	Bedford
WZID	95.7	14.5 kw @ 925	AC/Soft AC		\$94.00	Mc-Guild	Saga	Manchester

Notes: Other ranked stations -- See Boston or Portsmouth-Dover-Rochester . . . Portions of WGIR-F & WZID-F revenues are allocated from Portsmouth-Dover-Rochester

FORMAT CODES

AC	- Adult Contemporary	J	- Jazz and New Adult Contemporary
AC-NR	- Modern AC	KIDS	- Children's
AOR	- Album Oriented Rock	N	- News
AOR-NR	- New Rock	O	- Oldies (50's & 60's)
AOR-P	- Progressive AOR	REL	- Religion, Christian
B	- Black (audience 75%+ Black)	REL-CC	- Contemporary Christian
B/AC	- Black Adult Contemporary	SAC	- Soft Adult Contemporary
B/G	- Black Gospel	SP	- Hispanic/Spanish
B/O	- Black Oldies	SP-C	- Hispanic Contemporary
BIZ	- Business News & Talk	SP-NT	- Hispanic News/Talk/Information
C	- Country	SP-R	- Hispanic-Regional
C/O	- Classic Country	SP-TP	- Hispanic-Tropical
CHR	- Contemporary Hit Radio, Top 40	SP-VA	- Hispanic Variety
CL	- Classical	SP-TJ	- Tejano
CL AOR	- Classic AOR, Classic Rock	SPRTS	- Sports
CL HITS	- Classic Hits/70's Oldies	ST	- Standards, Big Band, Nostalgia
E	- Ethnic (usually Foreign Lang.)	T	- Talk
EZ	- Easy Listening, Beautiful Music	U	- Urban (majority of audience is non-white)
FS	- Full Service	VA	- Variety
G	- Gospel	?	- Others or Unknown

REVENUE LEVEL CODES

A - Less than \$500,000	E - \$3,000,000 to \$3,999,999	I - \$10,000,000 to \$14,999,999
B - \$500,000 to \$999,999	F - \$4,000,000 to \$4,999,999	J - \$15,000,000 to \$19,999,999
C - \$1,000,000 to \$1,999,999	G - \$5,000,000 to \$6,999,999	K - \$20,000,000 to \$29,999,999
D - \$2,000,000 to \$2,999,999	H - \$7,000,000 to \$9,999,999	L - \$30,000,000+

McALLEN-BROWNSVILLE

Arbitron Rank 63 Pop (12+) 679,200
MSA Rank: 98-McAllen: 151-Bmsv.
MSA Pop: 880,000
DMA: 80
Average Persons Rating: 15.5
Market TSL in Hours 21.00

Stations 28 / 20
Diaries: 1,629 / 417:1 / 42.3%
Sample Target: 1,540
% Below Line: 6.5
% Not Listed: 12.3
Pop per Station: 33,960

Last Year's Revenue: \$20,900,000
Household Income: \$24,816
Total Retail Sales: \$6.0 Bil.
#1 Biller: KBFM-F \$2,900,000
#1 Billing Portfolio
 Sunburst \$5,150,000

12+ Metro	Format	Spring 00 1/4 Share	Fall 99	Spq 99	Fall 98	Spq 98	12+ Metro Cume / Rtg	Fall 99	Spq 99	12+ TSA AQH / Cume	Revenue Level	
1	KBFM-F	164 / 15.6	16.4	15.6	15.9	14.1	2338 / 34.4	33.7	35.2	180 / 2503	D	KBFM-F
2	KKPS-F	105 / 10.0	8.6	8.4	7.9	11.9	1808 / 26.6	24.2	23.8	125 / 2064	C	KKPS-F
3	KGBT-F	92 / 8.8	8.4	9.5	10.1	5.5	1175 / 17.3	18.9	18.1	99 / 1335	C	KGBT-F
4	KVLY-F	89 / 8.5	9.2	8.5	7.3	8.5	1347 / 19.8	20.4	21.2	95 / 1429	D	KVLY-F
5	KTEX-F	83 / 7.9	8.4	5.7	7.9	6.7	1097 / 16.1	14.9	14.9	86 / 1134	C	KTEX-F
6	KFRQ-F	76 / 7.2	8.7	7.7	8.3	7.6	1088 / 16.0	17.7	16.8	79 / 1120	C	KFRQ-F
7	KGBT	66 / 6.3	5.1	6.0	5.3	6.3	665 / 9.8	9.3	9.2	71 / 755	C	KGBT
8	KIWW-F	51 / 4.9	4.1	4.9	5.5	8.5	1108 / 16.3	15.4	15.6	53 / 1231	C	KIWW-F
9	KBOR-FF	27 / 2.6	3.1	2.9	3.2	3.6	576 / 8.5	8.6	8.2	34 / 661	C	KBOR-FF
10	KURV	26 / 2.5	2.3	3.3	2.3	3.1	410 / 6.0	6.2	6.8	27 / 411	B	KURV
11	XAAA-F	21 / 2.0	1.9	1.5	2.8	2.3	422 / 6.2	6.2	6.8	31 / 526		XAAA-F
12	KIRT	20 / 1.9	1.2	1.7	1.0	1.2	235 / 3.5	1.4	1.9	22 / 267		KIRT
13	XVTH-F	14 / 1.3	1.4	1.3	1.5	1.3	287 / 4.2	4.3	4.1	14 / 287		XVTH-F
14	XMLS-F	12 / 1.1	0.5	1.0	0.6	0.7	171 / 2.5	3.2	2.3	12 / 171		XMLS-F
15	KUBR	11 / 1.0	0.4	0.4	1.4		84 / 1.2	1.1	0.8	11 / 84		KUBR

12+ FM Share (Metro) 83.17% (766 of 921) (Spring 99: 82.04%)

Teens	18-34	18-49	25-49	25-54	35+	12+ AMD	12+ Mid	12+ PMD	12+ Eve	12+ Wknd
1 KBFM-F >>>	1 KBFM-F	1 KBFM-F <	1 KVLY-F <	1 KVLY-F	1 KGBT-F	1 KBFM-F <	1 KVLY-F <	1 KBFM-F >	1 KBFM-F >>>	1 KBFM-F >
2 KKPS-F	2 KKPS-F	2 KKPS-F <	2 KKPS-F	2 KKPS-F	2 KVLY-F <	2 KGBT-F	2 KBFM-F <	2 KKPS-F <	2 KKPS-F	2 KKPS-F
3 KFRQ-F >>>	3 KFRQ-F >	3 KVLY-F	3 KBFM-F	3 KGBT-F <	3 KGBT	3 KKPS-F <	3 KTEX-F	3 KGBT-F <	3 KFRQ-F	3 KGBT-F
4 KVLY-F	4 KFRQ-F	4 KFRQ-F	4 KBFM-F <	3 KTEX-F	4 KVLY-F	4 KKPS-F <	4 KTEX-F <	4 KGBT <	4 KTEX-F <	4 KTEX-F <
5 KTEX-F >	5 KTEX-F	4 KGBT-F	5 KTEX-F	5 KKPS-F	5 KGBT	5 KFRQ-F <	5 KVLY-F	5 KTEX-F <	5 KTEX-F <	5 KVLY-F
6 KGBT-F	6 KGBT-F	4 KTEX-F	6 KFRQ-F	6 KIWW-F <	6 KFRQ-F <	6 KFRQ-F	6 KFRQ-F >	6 KFRQ-F >	6 KVLY-F	5 KFRQ-F <
	7 KIWW-F >	7 KIWW-F >	7 KIWW-F	7 KBFM-F	7 KTEX-F >	7 KGBT	7 KGBT <	7 KIWW-F <	7 KGBT	7 KGBT
				8 KURV <	8 KIWW-F					

Wom 18-24	Wom 18-34	Wom 25-34	Wom 18-49	Wom 25-54	Men 18-24	Men 18-34	Men 25-34	Men 18-49	Men 25-54	12+ Ovrnite
1 KBFM-F >>>	1 KBFM-F	1 KKPS-F	1 KBFM-F <	1 KKPS-F <	1 KBFM-F	1 KFRQ-F	1 KFRQ-F >	1 KFRQ-F >	1 KVLY-F	1 KBFM-F >>>
2 KKPS-F	2 KKPS-F	2 KVLY-F	2 KKPS-F	2 KVLY-F	2 KFRQ-F	2 KBFM-F	2 KKPS-F	2 KBFM-F	1 KFRQ-F	2 KVLY-F
3 KVLY-F	3 KVLY-F	3 KBFM-F	3 KVLY-F >	3 KBFM-F	3 KKPS-F >>>	3 KKPS-F >>	3 KBFM-F	2 KKPS-F <	3 KGBT-F	3 KKPS-F <
4 KFRQ-F	4 KTEX-F	4 KTEX-F	4 KTEX-F	4 KGBT-F <	4 KTEX-F	4 KTEX-F	4 KVLY-F	4 KTEX-F <	4 KFRQ-F <	4 KFRQ-F <
4 KTEX-F >	5 KFRQ-F	5 KGBT-F	5 KGBT-F <	5 KTEX-F	4 KGBT-F	4 KGBT-F	5 KVLY-F	5 KTEX-F	5 KKPS-F >	5 KGBT-F >
	6 KIWW-F	6 KIWW-F >	6 KIWW-F	6 KIWW-F	6 KVLY-F	4 KVLY-F >	5 KGBT-F >	6 KIWW-F <	6 KIWW-F <	7 KBFM-F <
		7 KFRQ-F	7 KGBT >	7 KGBT >						

Other Rated Stations				Metro Share	Cume Rating	TSA AQH Cume	Other Rated Stations--Outside Market				Metro Share	Cume Rating	TSA AQH Cume
KBOR	SP-R	1600	Brownsville	0.5	1.9	5 141	XEEW	SP	1420	Matamoros, MX	0.4	0.9	4 63
KESO-F	AOR-NR	92.7	S. Padre Island	0.4	1.8	4 123	XEEW-F	SP	97.7	Matamoros, MX	0.4	2.0	4 138
KILM-F	SP-R	102.1	Raymondville	0.7	2.5	7 180	XEO	SP-C	970	Matamoros, MX	0.5	0.8	5 61
KJAV-F	REL	104.9	Alamo	0.8	1.2	8 90	XHRR-F	SP-C	102.5	Reynosa, MX	0.5	1.8	6 133
KQXX	SP-R	1700	Brownsville	0.4	0.8	4 61	XYRS-F	SP-C	90.1	Reynosa, MX	0.4	1.7	4 114
KRGE	REL	1290	Weslaco	0.6	1.1	6 77							
KVJY	SP-NT	840	Pharr	0.8	1.9	9 147							

McALLEN-BROWNSVILLE

Consolidation Report	12+	25-54	Revenue	Format Performance	AM	FM	Total	%	Yr. Ago
Clear Channel KDFM-FM, KTEX-FM	23.5 %	16.6 %	20.8 %	AC	0 (0)	89 (1)	89 (1)	9.7 %	9.7 %
Hispanic KGBT-AM, KGBT-FM, KIWW-FM	20.0 %	19.9 %	23.9 %	AOR/Classic/NR	0 (0)	80 (2)	80 (2)	8.7 %	9.4 %
Local - 1 KBOR-AM, KBOR-FM, KQXX-AM, KTJN-FM	3.4 %	3.6 %	6.7 %	Black/Urban	0 (0)	0 (0)	0 (0)	0.0 %	0.0 %
Local - 2 KSOX-AM, KURV-AM	2.5 %	1.9 %	%	CHR	0 (0)	164 (1)	164 (1)	17.8 %	17.8 %
Sunburst KFRQ-FM, KKPS-FM, KVLV-FM, KVPA-FM	25.7 %	31.6 %	24.6 %	Classical	0 (0)	0 (0)	0 (0)	0.0 %	0.0 %
	75.1 %	73.6 %	76.0 %	Country	0 (0)	83 (1)	83 (1)	9.0 %	6.5 %
				Full Service	0 (0)	0 (0)	0 (0)	0.0 %	0.0 %
				Hispanic	123 (8)	342 (12)	465 (20)	50.5 %	48.9 %
				Jazz	0 (0)	0 (0)	0 (0)	0.0 %	0.0 %
				News/Talk	26 (1)	0 (0)	26 (1)	2.8 %	3.8 %
				Oldies	0 (0)	0 (0)	0 (0)	0.0 %	0.7 %
				Others/Unknown	0 (0)	0 (0)	0 (0)	0.0 %	0.0 %
				Religion/Gospel	6 (1)	8 (1)	14 (2)	1.5 %	2.4 %
				Soft AC	0 (0)	0 (0)	0 (0)	0.0 %	0.0 %
				Sports	0 (0)	0 (0)	0 (0)	0.0 %	0.0 %
				Standards/EZ	0 (0)	0 (0)	0 (0)	0.0 %	0.0 %
				Totals	155 (10)	766 (18)	921 (28)		

AM Stations

Station	Freq	Power	Format	Revenue	Owner	Format	Location
KGBT	1530	50 kw/10 kw (DA-N)	Hispanic Regional	\$38.00	Katz	Hispanic	Harlingen
KIRT	1580	1 kw/0.3 kw	Hispanic Regional	\$ NA	Lotus	Gomez	Mission
KUBR	1210	10 kw/1 kw (DA-2)	Hisp. Religion	\$ NA	---	---	San Juan
KURV	710	1 kw/0.9 kw (DA-2)	Talk	CBS, SBUSA, Westwd	\$ <20.00	---	Edinburg

FM Stations

Station	Freq	Power	Format	Revenue	Owner	Format	Location
KBFM	104.1	100 kw @ 998	CHR	ABC \$42.00	D&R	Clear Channel	Edinburg
KBOR	105.5	3 kw @ 285	Hispanic Regional	\$33.00	Caballero	KBOR/KTJN-F	Mission
KFRQ	94.5	100 kw @ 1158	AOR	ABC \$33.00	Allied	Entravision, pend.	Harlingen
KGBT	98.5	100 kw @ 997	Hispanic-Regional	\$ NA	Katz Hisp.	Hispanic	McAllen
KIWW	96.1	100 kw @ 987	Hispanic-Tejano	\$50.00	Katz Hisp.	Hispanic	Harlingen
KKPS	99.5	100 kw @ 1037	Hispanic-Tejano	\$31.00	---	Entravision, pend.	Brownsville
KTEX	100.3	100 kw @ 1125	Country	ABC \$42.00	Christal	Clear Channel	Brownsville
KTJN	106.3	0.5 kw @ 633	Simul. KBOR-F			KBOR/KTJX-F	Mercedes
KVLV	107.9	100 kw @ 719	AC	\$35.00	Allied	Entravision, pend.	Edinburg
XAAA	93.1	50 kw @ 230	Hispanic-Contemp.	\$ NA	---	---	Reynosa, MX
XMLS	91.3	49.4 kw @ 213	Hispanic-Contemp.	\$ NA	---	---	Matamoros, MX
XVTH	107.1	50 kw @ 210	Hispanic-Contemp.	\$ NA	---	---	Matamoros, MX

Notes: Facilities of Mexican stations are not verified; regard with caution . . . 5/00 KBFM-F & KTEX-F sold by Cumulus to Clear Channel as part of a multi-market, \$111,000,000 transaction . . . 6/00 KBFM-F, KFRQ-F, KKPS-F, KVLV-F and KVPA-F sold by Sunburst to Entravision for \$55,000,000 (MVP)

MELBOURNE-TITUSVILLE-COCOA

Arbitron Rank	95 Pop (12+)	404,900	Stations	27 / 7	Last Year's Revenue:	NA
MSA Rank:		NA	Diaries:	1,146 / 353:1 / 59.7%	Household Income:	\$38,767
MSA Pop:		NA	Sample Target:	1,140	Total Retail Sales:	\$5.7 Bil.
DMA:	22 (Orlando)		% Below Line:	53.8	#1 Biller:	NA
Average Persons Rating:		14.1	% Not Listed:	15.2	#1 Billing Portfolio	NA
Market TSL In Hours		19.50	Pop per Station:	57,843		

12+ Metro	Format	Spring 00 1/4 Share	Fall 99	Spq 99	Fall 98	Spq 98	12+ Metro Cume / Rtg	Fall 99	Spq 99	12+ TSA AQH / Cume	Revenue Level
1	WAOA-F	CHR	54 / 9.4	8.6	8.4	9.4	811 / 20.0	21.2	21.4	55 / 834	WAOA-F
2	WTKS-F	T	48 / 8.4	7.5	8.1	8.4	580 / 14.3	15.3	16.0	81 / 968	WTKS-F
3	WJRR-F	AOR-NR	43 / 7.5	6.4	8.9	6.2	608 / 15.0	12.5	18.7	80 / 1066	WJRR-F
4	WMMB	ST/FS	40 / 7.0	6.4	7.3	7.1	422 / 10.4	9.4	10.9	40 / 422	WMMB
5	WOSN-F	ST	29 / 5.1	3.6	5.4	3.0	271 / 6.7	8.0	8.4	29 / 271	WOSN-F
6	WWKA-F	C	28 / 4.9	4.5	5.1	6.1	563 / 13.9	11.6	14.2	51 / 967	WWKA-F
6	WHTQ-F	CL AOR	28 / 4.9	6.0	5.2	3.7	459 / 11.3	10.1	13.6	49 / 817	WHTQ-F
8	WLRQ-F	AC	27 / 4.7	8.1	6.0	4.9	444 / 11.0	12.3	11.8	27 / 444	WLRQ-F
9	WSHE-F	O	21 / 3.7	3.2	2.7	2.5	332 / 8.2	10.0	9.1	47 / 713	WSHE-F
9	WOMX-F	AC/CHR	21 / 3.7	4.1	4.3	5.6	472 / 11.7	13.3	15.5	43 / 872	WOMX-F
11	WMEL	T	18 / 3.1	2.6	1.9	1.9	268 / 6.6	6.4	5.1	18 / 268	WMEL
11	WHKR-F	C	18 / 3.1	3.2	3.0	3.2	339 / 8.4	9.4	9.2	19 / 391	WHKR-F
13	WBVD-F	CL AOR	17 / 3.0	1.9	2.2	2.5	294 / 7.3	5.2	8.0	17 / 303	WBVD-F
14	WMGF-F	SAC	14 / 2.4	3.4	2.4	4.0	227 / 5.6	7.8	7.7	61 / 880	WMGF-F
14	WJHM-F	B	14 / 2.4	2.1	2.7	2.2	278 / 6.9	5.9	7.4	37 / 703	WJHM-F

12+ FM Share (Metro): 85.57% (415 of 485) (Spring 99: 86.48%)

Teens	18-34	18-49	25-49	25-54	35+	12+ AMD	12+ Mid	12+ PMD	12+ Eve	12+ Wknd
1 WAOA-F >	1 WJRR-F	1 WAOA-F <	1 WTKS-F	1 WTKS-F <	1 WMMB >	1 WAOA-F <	1 WAOA-F	1 WTKS-F <	1 WAOA-F	1 WAOA-F
2 WJHM-F	1 WAOA-F	2 WTKS-F <	1 WAOA-F	2 WAOA-F	2 WOSN-F	2 WTKS-F	2 WTKS-F	2 WAOA-F	2 WTKS-F	2 WJRR-F <
3 WJRR-F	3 WTKS-F >	3 WJRR-F >	3 WJRR-F	3 WJRR-F	3 WTKS-F <	3 WMMB	3 WMMB <	3 WJRR-F >	3 WJRR-F	3 WMMB
4 WWKA-F >	4 WHTQ-F >	4 WHTQ-F >	4 WHTQ-F	4 WHTQ-F <	4 WSHE-F <	4 WJRR-F	4 WJRR-F	4 WMMB <	4 WHKR-F	4 WOSN-F
5 WWKA-F	5 WLRQ-F	5 WLRQ-F <	5 WLRQ-F <	5 WLRQ-F	5 WLRQ-F	5 WHTQ-F <	5 WOSN-F <	5 WOSN-F	4 WMMB <	4 WWKA-F
6 WLRQ-F	5 WWKA-F <	6 WBVD-F	6 WBVD-F	6 WWKA-F <	6 WWKA-F <	6 WWKA-F	6 WLRQ-F <	6 WSHE-F	6 WWKA-F	6 WHTQ-F
6 WJHM-F	7 WBVD-F <	7 WOMX-F	7 WBVD-F	7 WAOA-F	7 WLRQ-F	7 WMEL	6 WHTQ-F <	7 WJHM-F	6 WSHE-F	6 WTKS-F
6 WOMX-F	8 WOMX-F >	7 WWKA-F >	8 WWKA-F	7 WMEL	8 WOMX-F	8 WHTQ-F	8 WLRQ-F <	7 WOMX-F	8 WLRQ-F	8 WTKS-F
			9 WSHE-F >	9 WOMX-F	9 WOSN-F	9 WWKA-F <	9 WWKA-F	9 WMGF-F	8 WTKS-F	8 WTKS-F
				9 WHTQ-F <	10 WHKR-F	10 WOMX-F <	10 WMEL	10 WOMX-F	10 WJHM-F	10 WJHM-F
					10 WBVD-F <		10 WOMX-F			

Wom 18-24	Wom 18-34	Wom 25-34	Wom 18-49	Wom 25-54	Men 18-24	Men 18-34	Men 25-34	Men 18-49	Men 25-54	12+ Ovrnite
1 WAOA-F >>	1 WAOA-F >>>	1 WAOA-F >>>	1 WAOA-F >>	1 WAOA-F	1 WJRR-F >	1 WJRR-F	1 WJRR-F	1 WTKS-F <	1 WTKS-F	1 WAOA-F
2 WJRR-F >	2 WJRR-F	2 WLRQ-F	2 WLRQ-F	2 WLRQ-F >	2 WTKS-F	2 WTKS-F >>	2 WTKS-F >>	2 WJRR-F >	2 WJRR-F	2 WHKR-F
3 WJHM-F	2 WOMX-F	2 WHTQ-F	3 WWKA-F	3 WOMX-F	3 WJHM-F	3 WAOA-F	3 WHTQ-F	3 WHTQ-F	3 WHTQ-F >	3 WWKA-F
3 WOMX-F	2 WTKS-F	4 WOMX-F	3 WOMX-F	4 WWKA-F	4 WAOA-F >	4 WHTQ-F >>	4 WAOA-F >>	4 WAOA-F	4 WBVD-F	4 WOSN-F
3 WTKS-F	5 WLRQ-F	5 WJRR-F	5 WJRR-F	5 WHTQ-F				5 WBVD-F >>	5 WAOA-F >>	4 WMMB
3 WWKA-F	5 WHTQ-F >	5 WTKS-F >	5 WTKS-F	5 WTKS-F				6 WHKR-F	6 WSHE-F	
3 WXXL-F >>		7 WHTQ-F >	7 WHTQ-F >	7 WSHE-F				6 WWKA-F	6 WOMX-F	
				8 WJRR-F				6 WWKA-F	6 WWKA-F	
				9 WMGF-F				6 WHKR-F	6 WHKR-F	

Other Rated Stations	Metro Share	Cume Rating	TSA AQH Cume	Other Rated Stations--Outside Market	Metro Share	Cume Rating	TSA AQH Cume								
WXXU	B	1300	Cocoa Beach	0.5	1.0	3	40	WCFB-F	B/IAC	94.5	Daytona Beach	0.7	2.9	21	349
								WCZR-F	T	101.7	Vero Beach	0.9	2.8	5	114
								WDBO	FS/T	580	Orlando	1.0	3.2	17	310
								WGNE-F	C	98.1	Titusville	1.6	4.7	45	788
								WHOO	ST	990	Orlando	0.5	0.9	4	94
								WLDI-F	CHR	95.5	Fort Pierce	0.5	2.1	3	86
								WLOQ-F	J	103.1	Winter Park	0.5	1.0	10	127
								WOCL-F	B/O	105.9	De Land	1.4	4.1	24	469
								WPCV-F	C	97.5	Winter Haven	0.7	2.1	5	98
								WQOL-F	O	103.7	Vero Beach	1.6	5.1	9	207
								WXXL-F	CHR	106.7	Tavares	1.4	5.3	25	690

MELBOURNE-TITUSVILLE-COCOA

Consolidation Report	12+	25-54	Revenue	Format Performance	AM	FM	Total	%	Yr. Ago
Clear Channel WBVD-FM, WLRQ-FM, WMMB-AM, WMMV-AM	14.7 %	14.2 %	%	AC	0 (0)	48 (2)	48 (2)	9.9 %	12.0 %
Cumulus WAOA-FM, WHKR-FM, WTMS-AM	12.5 %	13.2 %	%	AOR/Classic/NR	0 (0)	88 (3)	88 (3)	18.1 %	20.9 %
				Black/Urban	3 (1)	26 (3)	29 (4)	6.0 %	6.1 %
				CHR	0 (0)	65 (3)	65 (3)	13.4 %	11.9 %
				Classical	0 (0)	0 (0)	0 (0)	0.0 %	0.0 %
				Country	0 (0)	59 (4)	59 (4)	12.2 %	11.3 %
				Full Service	46 (2)	0 (0)	46 (2)	9.5 %	10.4 %
				Hispanic	0 (0)	0 (0)	0 (0)	0.0 %	0.0 %
				Jazz	0 (0)	3 (1)	3 (1)	0.6 %	0.6 %
				News/Talk	18 (1)	53 (2)	71 (3)	14.6 %	11.7 %
				Oldies	0 (0)	30 (2)	30 (2)	6.2 %	4.6 %
				Others/Unknown	0 (0)	0 (0)	0 (0)	0.0 %	0.0 %
				Religion/Gospel	0 (0)	0 (0)	0 (0)	0.0 %	0.0 %
				Soft AC	0 (0)	14 (1)	14 (1)	2.9 %	2.8 %
				Sports	0 (0)	0 (0)	0 (0)	0.0 %	0.6 %
				Standards/EZ	3 (1)	29 (1)	32 (2)	6.6 %	7.2 %
				Totals	70 (5)	415 (22)	485 (27)		

AM Stations

WMEL	920	1 kw (DA-2)	Talk	CBS, ESPN, WW1	Savalli		Melbourne
WMMB	1240	1 kw	Standards/Full Svc.	Westwd, ABC	Allied	Clear Channel	Melbourne

FM Stations

WAOA	107.1	100 kw @ 600	CHR		Christal	Cumulus	Melbourne
WBVD	95.1	6 kw @ 210	Classic AOR	AMFM	Allied	Clear Channel	Melbourne
WHKR	102.7	50 kw @ 492	Country		Eastman	Cumulus	Rockledge
WLRO	99.3	50 kw @ 492	AC		Eastman	Clear Channel	Cocoa

Notes: Other ranked stations – See Orlando or Fort Pierce . . . Revenue data are not available . . . 5/00 WTMS (1560) and WAOA-F sold by Southern Bcst Gp to Cumulus for \$9,500,000 (Media Svcs)

MEMPHIS

Arbitron Rank: 46 Pop (12+): 961,900
 MSA Rank: 53
 MSA Pop: 1,100,000
 DMA: 42
 Average Persons Rating: 15.8
 Market TSL in Hours: 21.00

Stations: 28 / 27
 Diaries: 1,519 / 633:1 / 50.3%
 Sample Target: 1,490
 % Below Line: 0.5
 % Not Listed: 9.4
 Pop per Station: 35,626

Last Year's Revenue: \$56,800,000
 Household Income: \$42,021
 Total Retail Sales: \$12.3 Bil.
 #1 Biller: WMC-F \$8,300,000
 #1 Billing Portfolio
 Clear Channel \$20,140,000

12+ Metro	Format	Spring 00 1/4 Share	Win 00	Fall 99	Sum 99	Spg 99	4-Book Avg.	12+ Metro Cume / Rtg.	Fall 99	Spg 99	12+ TSA AQH / Cume	Revenue Level		
1	WHRK-F	B	121 / 8.0	7.3	8.3	6.5	8.8	7.5	2241 / 23.3	19.4	21.5	157 / 2904	G	WHRK-F
2	KXHT-F	B	116 / 7.6	5.9	6.9	5.3	6.1	6.4	1750 / 18.2	15.4	14.3	117 / 1764	C	KXHT-F
3	WDIA	B	114 / 7.5	7.8	6.6	8.4	7.2	7.6	1145 / 11.9	12.2	14.5	124 / 1281	E	WDIA
4	WRBO-F	B/O	100 / 6.6	6.3	6.5	5.5	5.3	6.2	1507 / 15.7	15.1	14.6	110 / 1750	E	WRBO-F
5	WEGR-F	AOR/CL	97 / 6.4	6.8	6.3	5.8	6.5	6.3	1258 / 13.1	15.0	13.7	129 / 1820	G	WEGR-F
6	WMC-F	CHR/AC	90 / 5.9	5.0	6.2	5.1	5.0	5.6	1282 / 13.3	15.6	14.1	105 / 1638	H	WMC-F
7	WRVR-F	AC	81 / 5.3	5.9	6.5	5.0	6.6	5.7	1281 / 13.3	13.6	14.5	93 / 1598	H	WRVR-F
8	KJMS-F	B/AC	80 / 5.3	5.2	4.9	5.2	5.6	5.1	1428 / 14.8	13.0	14.7	86 / 1572	E	KJMS-F
9	WLOK	B/G	73 / 4.8	3.5	5.6	4.5	5.1	4.6	999 / 10.4	10.7	9.3	73 / 1005	C	WLOK
10	WGKX-F	C	70 / 4.6	6.2	6.5	6.8	5.9	6.0	1311 / 13.6	14.9	13.9	103 / 1942	F	WGKX-F
11	WKSL-F	CHR	59 / 3.9	4.5	3.6	3.9	3.5	4.0	1303 / 13.5	11.3	11.0	60 / 1345	B	WKSL-F
12	WOTO-F	O	49 / 3.2	2.8	3.5	3.1	3.1	3.2	819 / 8.5	6.7	8.6	49 / 833	B	WOTO-F
13	KWAM	B/G	48 / 3.2	2.4	1.9	2.8	2.1	2.6	722 / 7.5	6.3	4.9	49 / 780	A	KWAM
14	WREC	T	46 / 3.0	2.9	2.3	3.0	3.3	2.8	637 / 6.6	6.1	8.0	55 / 805	C	WREC
15	WMFS-F	AOR	40 / 2.6	2.4	2.1	2.9	2.3	2.5	747 / 7.8	6.4	5.6	42 / 774	B	WMFS-F
15	WOGY-F	C	40 / 2.6	3.5	2.8	3.0	3.5	3.0	990 / 10.3	9.6	10.3	41 / 1080	D	WOGY-F
17	WSRR-F	CL HITS	38 / 2.5	2.9	2.1	3.5	3.0	2.8	882 / 9.2	8.5	9.8	51 / 1215	E	WSRR-F
18	WCRV	REL	23 / 1.5	1.0	0.7	1.7	1.3	1.2	407 / 4.2	2.7	5.3	36 / 561		WCRV
19	WPLX	ST	16 / 1.1	1.4	0.7	1.5	1.3	1.2	197 / 2.0	1.5	2.2	17 / 203		WPLX

12+ FM Share (Metro): 73.45% (1010 of 1375) (Spring 99: 73.21%)

Teens	18-34	18-49	25-49	25-54	35+	12+ AMD	12+ Mid	12+ PMD	12+ Eve	12+ Wknd
1 KXHT-F	1 WHRK-F <	1 WEGR-F <	1 WMC-F	1 WMC-F	1 WDIA >	1 WDIA	1 WMC-F <	1 WEGR-F <	1 KXHT-F	1 WDIA
2 WHRK-F >	2 KXHT-F	2 WMC-F <	2 WEGR-F	2 WEGR-F	2 WRBO-F <	2 WEGR-F <	2 WHRK-F <	2 WHRK-F <	2 WRBO-F	2 KXHT-F
3 WKSL-F >>>	3 WEGR-F	3 WHRK-F	3 KJMS-F	3 KJMS-F <	3 WRVR-F <	3 WMC-F <	3 WRVR-F <	3 KXHT-F	3 WHRK-F	3 WHRK-F
4 WMFS-F >	4 WMC-F	4 KXHT-F <	4 WRBO-F	4 WRBO-F	4 WLOK	4 WHRK-F	4 WRBO-F <	4 WRBO-F	4 KJMS-F >	4 WRBO-F
	5 KJMS-F	5 KJMS-F <	5 WHRK-F	5 WHRK-F <	5 WGKX-F	5 KJMS-F	5 WEGR-F <	5 WMC-F	5 WKSL-F <	5 WLOK
	6 WRBO-F	6 WRBO-F >	6 WDIA	6 WRVR-F	6 WOTO-F <	6 WGKX-F <	6 WDIA	6 WDIA <	6 WDIA	6 WRVR-F <
	7 WMFS-F <	7 WDIA <	7 WRVR-F <	6 WDIA	7 KJMS-F	7 WRVR-F <	7 WREC <	7 WRVR-F	7 WMC-F	7 WGKX-F
	8 WKSL-F	8 WRVR-F <	8 WGKX-F <	8 WLOK <	8 WMC-F <	8 WLOK <	8 KXHT-F <	8 WGKX-F <	8 WLOK <	7 WKSL-F <
		9 WGKX-F <	9 KXHT-F <	9 WGKX-F <	9 WEGR-F <	9 KXHT-F	9 WLOK	9 WKSL-F <	9 WRVR-F	9 KJMS-F <
		10 WKSL-F <	10 WLOK <	10 WOTO-F <	10 WREC	10 WMFS-F <	9 KJMS-F <	10 WLOK <	9 WEGR-F <	10 WEGR-F <

Wom 18-24	Wom 18-34	Wom 25-34	Wom 18-49	Wom 25-54	Men 18-24	Men 18-34	Men 25-34	Men 18-49	Men 25-54	12+ Ovrnite
1 WHRK-F >	1 WHRK-F	1 WMC-F >	1 KJMS-F <	1 WMC-F <	1 KXHT-F >	1 KXHT-F <	1 WEGR-F >	1 WEGR-F	1 WEGR-F >	1 WRBO-F
2 KXHT-F	2 WMC-F	2 KJMS-F	2 WMC-F	2 KJMS-F	2 WHRK-F	2 WEGR-F	2 KXHT-F >	2 KXHT-F	2 WMC-F	2 WHRK-F
3 WKSL-F >	3 KJMS-F >	3 WHRK-F >	3 WHRK-F	3 WRVR-F	3 WEGR-F >	3 WHRK-F >	3 WHRK-F <	3 WHRK-F	3 WRBO-F <	3 KJMS-F
4 KJMS-F	4 KXHT-F	4 WRBO-F	4 WRBO-F	3 WRBO-F	4 WRBO-F	4 WMFS-F >	4 WMFS-F <	4 WRBO-F	4 KXHT-F <	4 KXHT-F >>
5 KIYS-F		5 KWAM	5 WLOK <	5 WHRK-F	4 WMFS-F >	5 WRBO-F	5 WMC-F >	4 WMC-F	5 WDIA <	
6 WEGR-F		6 WRVR-F	6 WRVR-F <	6 WLOK		6 WMC-F >	6 WGKX-F	6 WMFS-F >	6 WSRR-F	
		7 WLOK	7 WDIA <	6 WDIA				7 WSRR-F	6 WMFS-F <	
		7 KXHT-F	8 WGKX-F	8 WGKX-F				7 KJMS-F <	8 WHRK-F <	
		7 WEGR-F	8 WKSL-F <	9 WOTO-F <				9 WDIA	9 KJMS-F	
		7 WGKX-F	10 KXHT-F <						10 WOTO-F	
									10 WGKX-F <	

Other Rated Stations	Metro Share	Cume Rating	TSA AQH Cume
KHLS-F	C	96.3	Blytheville, AR 0.4 0.7 7 152
WBBP	B/G	1480	Memphis 0.6 2.3 9 224
WHBQ	SPRTS	550	Memphis 0.8 3.0 15 334
WJCE	B/O	680	Memphis 0.5 2.4 8 258
WKRA-F	B/AC	92.7	Holly Springs, MS 0.3 2.3 7 275
WMC	N/T	790	Memphis 0.8 3.4 14 393
WMPS-F	AOR-NR	96.1	Tunica, MS 0.7 2.1 13 222
WOOM	REL	1380	Millington, TN 0.3 1.1 5 116

Other Rated Stations--Outside Market	Metro Share	Cume Rating	TSA AQH Cume
KIYS-F	CHR	101.9	Jonesboro, AR 0.5 1.5 37 598

MEMPHIS

Consolidation Report	12+	25-54	Revenue	Format Performance	AM	FM	Total	%	Yr. Ago
Barnstable WGKX-FM, WRBO-FM, WSRR-FM	13.7 %	15.0 %	21.8 %	AC	0 (0)	81 (1)	81 (1)	5.9 %	7.3 %
Clear Channel KJMS-FM, KWAM-AM, WDIA-AM, WEGR-FM, WHRK-FM, WOTO-FM, WREC-AM	36.6 %	37.5 %	35.5 %	AOR/Classic/NR	0 (0)	147 (3)	147 (3)	10.7 %	9.7 %
Entercom WJCE-AM, WOGY-FM, WRVR-FM	8.4 %	8.6 %	19.4 %	Black/Urban	121 (2)	422 (5)	543 (7)	39.5 %	37.2 %
Flinn KXHT-FM, WGSF-AM, WHBQ-AM, WKSL-FM, WMPS-FM, WOWW-AM	12.9 %	8.5 %	3.9 %	CHR	0 (0)	157 (3)	157 (3)	11.4 %	10.1 %
	71.6 %	69.6 %	80.6 %	Classical	0 (0)	0 (0)	0 (0)	0.0 %	0.0 %
				Country	0 (0)	116 (3)	116 (3)	8.4 %	10.9 %
				Full Service	0 (0)	0 (0)	0 (0)	0.0 %	0.0 %
				Hispanic	0 (0)	0 (0)	0 (0)	0.0 %	0.0 %
				Jazz	0 (0)	0 (0)	0 (0)	0.0 %	0.0 %
				News/Talk	58 (2)	0 (0)	58 (2)	4.2 %	5.2 %
				Oldies	0 (0)	87 (2)	87 (2)	6.3 %	6.7 %
				Others/Unknown	0 (0)	0 (0)	0 (0)	0.0 %	0.0 %
				Religion/Gospel	158 (5)	0 (0)	158 (5)	11.5 %	10.7 %
				Soft AC	0 (0)	0 (0)	0 (0)	0.0 %	0.0 %
				Sports	12 (1)	0 (0)	12 (1)	0.9 %	0.9 %
				Standards/EZ	16 (1)	0 (0)	16 (1)	1.2 %	1.4 %
				Totals	365 (11)	1010 (17)	1375 (28)		

AM Stations

Call	Freq	Pwr	Time	Format	Comments	City
KWAM	990	10 kw/0.45 kw (DA-2)		Black Gospel	Westwd \$ NA Cir Chnl	Memphis
WCRV	640	50 kw/0.48 kw (DA-N)		Religion	USA \$<20.00 --- Bott	Collierville, TN
WDIA	1070	50 kw/5 kw (DA-2)		Black	ABC, CBS \$48.00 Cir Chnl	Memphis
WLOK	1340	1 kw		Black Gospel	\$33.00 Roslin	Memphis
WPLX	1170	1 kw (Days)		Standards	Westwd, CNN \$19.00 ---	Germantown, TN
WREC	600	5 kw (DA-2)		Talk	ABC, Westwd \$<20.00 Cir Chnl	Memphis

FM Stations

Call	Freq	Pwr	Time	Format	Comments	City
KJMS	101.1	100 kw @ 450		Black AC	ABC, AURN \$45.00 Cir Chnl	Memphis
KXHT	107.1	12.75 kw @ 479		Black	\$17.00 Williams Flinn	Marion, AR
WEGR	102.7	100 kw @ 900		AOR	\$98.00 Cir Chnl	Memphis
WGKX	105.9	100 kw @ 984		Country	\$115.00 Katz Barnstable	Memphis
WHRK	97.1	100 kw @ 531		Black	CBS, ABC \$105.00 Cir Chnl	Memphis
WKSL	107.5	3 kw @ 328		CHR	\$ NA --- Flinn	Germantown, TN
WMC	99.7	300 kw @ 908		CHR/AC	Source \$82.00 Mc-Guild	Memphis
WMFS	92.9	6 kw @ 328		AOR	\$21.00 ---	Bartlett, TN
WOGY	94.1	50 kw @ 472		Country	Westwd \$40.00 Allied	Germantown, TN
WOTO	95.7	6 kw @ 328		Oldies	\$24.00 Cir Chnl	Olive Branch, MS
WRBO	103.5	100 kw @ 587		Black Oldies	\$ NA Katz	Como, MS
WRVR	104.5	100 kw @ 750		AC	\$125.00 Allied	Memphis
WSRR	98.1	100 kw @ 768		Classic Hits	\$54.00 Katz	Millington

Notes: 3/00 WOWW (1430) changed from Black Oldies to Children's . . . 7/00 WMC-AF sold by Raycom to CBS/Infinity for \$75,000,000 . . . 8/00 WMPS-F (96.1; Tunica, MS) changed from New Rock to Progressive AOR as "The Memphis Pig"

MIAMI-FORT LAUDERDALE

Arbitron Rank: 12 **Pop (12+):** 3,151,900
MSA Rank: 24-Miami; 38-Ft. Laud.
MSA Pop: 3,740,000
DMA: 16
Average Persons Rating: 18.2
Market TSL in Hours: 24.00

Stations: 35 / 31
Diaries: 4,812 / 655:1 / 45.2%
Sample Target: 4,710
% Below Line: 2.7
% Not Listed: 10.4
Pop per Station: 101,674

Last Year's Revenue: \$235,100,000
Household Income: \$38,662
Total Retail Sales: \$46.0 Bil.
#1 Biller: WAMR-F \$19,038,000
#1 Billing Portfolio: Clear Channel \$58,450,000

12+ Metro	Format	Spring 00 1/4 Share	Win 00	Fall 99	Sum 99	Spg 99	4-Book Avg.	12+ Metro Cume / Rtg.	Fall 99	Spg 99	12+ TSA AQH / Cume	Revenue Level		
1	WAQI	SP-VA	384 / 6.7	5.6	4.1	3.9	4.4	5.1	2690 / 8.5	6.4	6.3	389 / 2748	G	WAQI
2	WEDR-F	B	353 / 6.2	6.8	6.7	7.1	6.8	6.7	5014 / 15.9	15.1	16.7	421 / 6038	J	WEDR-F
3	WPOW-F	CHR/U	291 / 5.1	5.2	4.9	5.1	5.1	5.1	5799 / 18.4	16.9	19.3	326 / 6649	J	WPOW-F
4	WLYF-F	SAC	265 / 4.6	5.3	5.1	5.4	5.1	5.1	3718 / 11.8	12.6	12.0	283 / 4079	I	WLYF-F
5	WHQT-F	B/AC	245 / 4.3	3.7	4.6	4.5	4.6	4.3	3297 / 10.5	11.4	11.8	270 / 3795	I	WHQT-F
5	WAMR-F	SP	245 / 4.3	3.9	4.8	5.1	4.9	4.5	3399 / 10.8	11.2	10.3	261 / 3680	J	WAMR-F
7	WKIS-F	C	224 / 3.9	3.2	3.4	3.6	3.4	3.5	3022 / 9.6	8.6	9.3	245 / 3468	I	WKIS-F
8	WHYI-F	CHR/AC	214 / 3.7	4.0	3.6	4.2	4.6	3.9	4959 / 15.7	15.0	16.1	229 / 5518	I	WHYI-F
9	WXDJ-F	SP-C	210 / 3.7	4.1	4.4	3.1	3.9	3.8	3114 / 9.9	10.2	9.7	213 / 3160	H	WXDJ-F
10	WLVE-F	J	205 / 3.6	3.6	3.8	3.7	3.9	3.7	3277 / 10.4	9.3	9.6	242 / 3765	H	WLVE-F
11	WTMI-F	CL	203 / 3.5	3.6	3.6	3.6	3.7	3.6	2841 / 9.0	8.6	9.2	255 / 3567	G	WTMI-F
12	WZTA-F	AOR	192 / 3.4	3.4	3.2	3.3	2.9	3.3	2825 / 9.0	9.0	9.0	212 / 3256	I	WZTA-F
12	WMXJ-F	O	192 / 3.4	2.6	2.9	2.7	2.8	2.9	3240 / 10.3	10.2	10.3	213 / 3814	I	WMXJ-F
14	WQAM	SPRST	182 / 3.2	2.5	2.7	2.9	2.9	2.8	2181 / 6.9	7.3	7.0	206 / 2517	I	WQAM
15	WFLC-F	AC	171 / 3.0	3.2	2.7	3.2	3.0	3.0	3569 / 11.3	9.6	11.1	183 / 3896	I	WFLC-F
16	WBGJ-F	CL AOR	161 / 2.8	2.8	2.5	2.7	3.3	2.7	2933 / 9.3	8.8	9.7	191 / 3518	I	WBGJ-F
17	WCMQ-F	SP-C	160 / 2.8	2.8	2.7	1.6	2.4	2.5	1781 / 5.7	5.9	5.0	160 / 1805	F	WCMQ-F
18	WRMA-F	SP-C	159 / 2.8	3.7	3.9	3.5	3.1	3.5	2431 / 7.7	10.0	7.5	172 / 2725	H	WRMA-F
19	WMGE-F	B/O	142 / 2.5	2.5	3.0	3.5	1.6	2.9	2525 / 8.0	9.8	7.4	155 / 2888	F	WMGE-F
20	WIOD	N/T	129 / 2.3	3.0	2.5	1.9	1.8	2.4	2936 / 9.3	8.2	8.0	147 / 3368	G	WIOD
21	WRTO-F	SP-TP	105 / 1.8	2.0	1.8	2.1	2.4	1.9	2302 / 7.3	6.9	7.4	119 / 2560	G	WRTO-F
22	WQBA	SP	100 / 1.7	1.9	1.4	2.1	1.4	1.8	1220 / 3.9	3.1	3.2	100 / 1220	E	WQBA
23	WWFE	SP-VA	88 / 1.5	1.1	0.5	0.8	0.6	1.0	1086 / 3.4	1.6	1.7	89 / 1113	I	WWFE
24	WJNA	ST	78 / 1.4	1.2	1.4	1.3	1.2	1.3	936 / 3.0	2.7	2.7	98 / 1293	I	WJNA
25	WMBM	B/G	67 / 1.2	1.5	1.2	0.7	0.9	1.2	655 / 2.1	1.9	2.0	67 / 655	I	WMBM
26	WSUA	SP-C	65 / 1.1	1.0	1.9	1.0	1.2	1.3	842 / 2.7	2.6	2.2	66 / 858	C	WSUA
27	WINZ	T	56 / 1.0	0.8	0.9	1.9	2.1	1.1	1202 / 3.8	3.3	5.9	61 / 1307	E	WINZ

12+ FM Share (Metro): 74.25% (3812 of 5134) (Spring 99: 75.85%)

Teens	18-34	18-49	25-49	25-54	35+	12+ AMD	12+ Mid	12+ PMD	12+ Eve	12+ Wknd
1 WPOW-F	1 WEOR-F	1 WEOR-F	1 WEDR-F <	1 WEOR-F <	1 WAQI >	1 WAQI >	1 WAQI	1 WEDR-F <	1 WAQI	1 WEDR-F
2 WEOR-F >	2 WPOW-F	2 WHQT-F <	2 WHQT-F	2 WHQT-F	2 WLYF-F <	2 WAMR-F <	2 WQAM <	2 WPOW-F <	2 WEDR-F	2 WPOW-F
3 WHYI-F >>	3 WZTA-F	3 WPOW-F	3 WXDJ-F <	3 WLYF-F <	3 WAMR-F	3 WBGJ-F <	3 WLYF-F	3 WAQI <	3 WPOW-F	3 WKIS-F
4 WZTA-F	4 WHYI-F <	4 WZTA-F	4 WBGJ-F <	4 WAMR-F <	4 WTMI-F <	4 WHQT-F	4 WEDR-F	4 WLYF-F <	4 WHQT-F >	4 WAMR-F <
5 WHQT-F	5 WHYI-F <	5 WLYF-F <	5 WXDJ-F <	5 WLVE-F <	5 WEDR-F <	5 WHQT-F	5 WHYI-F	5 WAMR-F	5 WAQI	5 WAQI
6 WXDJ-F	6 WXDJ-F <	6 WAMR-F <	6 WBGJ-F <	6 WMXJ-F <	6 WXDJ-F <	6 WKIS-F <	6 WXDJ-F <	6 WLVE-F <	6 WZTA-F	6 WXDJ-F
7 WKIS-F <	7 WBGJ-F <	7 WMGE-F	7 WKIS-F <	7 WKIS-F <	7 WKIS-F <	7 WZTA-F <	7 WPOW-F	7 WKIS-F <	6 WHYI-F <	5 WLVE-F <
8 WFLC-F <	8 WLYF-F	7 WKIS-F	8 WMGE-F	8 WQAM	8 WQAM	8 WLYF-F	7 WAMR-F	8 WTMI-F	8 WLYF-F	8 WLYF-F <
9 WBGJ-F	8 WKIS-F <	7 WZTA-F	8 WHYI-F	9 WHQT-F <	8 WPOW-F <	7 WFLC-F	8 WXDJ-F <	8 WLVE-F	8 WXDJ-F <	9 WMXJ-F <
10 WLYF-F <	10 WAMR-F <	7 WPOW-F <	8 WPOW-F <	10 WCMQ-F <				7 WLVE-F	10 WTMI-F <	10 WHQT-F <
								7 WMXJ-F		
								7 WTMI-F		

Wom 18-24	Wom 18-34	Wom 25-34	Wom 18-49	Wom 25-54	Men 18-24	Men 18-34	Men 25-34	Men 18-49	Men 25-54	12+ Ovrnite
1 WPOW-F	1 WEOR-F	1 WEOR-F >	1 WEOR-F	1 WEOR-F <	1 WZTA-F	1 WZTA-F	1 WZTA-F	1 WZTA-F	1 WBGJ-F <	1 WAQI <
2 WEOR-F >	2 WPOW-F	2 WHQT-F	2 WHQT-F	2 WHQT-F <	2 WPOW-F	2 WPOW-F	2 WPOW-F <	2 WBGJ-F	2 WQAM <	2 WEDR-F
3 WHYI-F >	3 WHYI-F	3 WHYI-F <	3 WPOW-F <	3 WLYF-F	3 WEOR-F >>	3 WEDR-F >	3 WEOR-F	3 WPOW-F <	3 WZTA-F	3 WIOD
4 WZTA-F	4 WHQT-F	4 WPOW-F	4 WLYF-F <	4 WAMR-F	4 WHYI-F	4 WHQT-F <	4 WBGJ-F	4 WEOR-F <	4 WHQT-F <	4 WHQT-F >
5 WFLC-F	5 WXDJ-F <	5 WXDJ-F <	5 WHYI-F	5 WXDJ-F <	4 WHQT-F	5 WBGJ-F	5 WHOT-F	5 WQAM	5 WEOR-F <	5 WPOW-F <
6 WHQT-F	6 WFLC-F <	6 WLYF-F <	6 WFLC-F <	6 WFLC-F <	6 WKIS-F	6 WHYI-F <	6 WXDJ-F <	6 WHQT-F	6 WXDJ-F <	6 WLYF-F
7 WXDJ-F	7 WLYF-F <	7 WKIS-F	7 WXDJ-F <	7 WHYI-F <	6 WXDJ-F	7 WXDJ-F	7 WHYI-F <	7 WXDJ-F	7 WAQI <	
	8 WZTA-F <	8 WFLC-F	8 WKIS-F <	8 WKIS-F		8 WKIS-F <	8 WQAM	8 WKIS-F <	8 WPOW-F	
	9 WKIS-F	8 WMGE-F <	9 WAMR-F	8 WRMA-F <		9 WQAM	9 WMGE-F	8 WCMQ-F	8 WAMR-F	
		10 WRMA-F <	10 WMGE-F <	10 WMGE-F <		10 WRTO-F <	9 WHYI-F <	8 WAMR-F <		

MIAMI-FORT LAUDERDALE

Other Rated Stations			Metro Clute		TSA		Format Performance			AM	FM	Total	%	Yr. Ago
Call	Class	Power	Share	Rating	ACH	Clute	Format	Performance						
WTOG	FM	500	15	15	54	483	AC	0	0	194	0	194	0.2	5.7%
WTOG	FM	100	15	13	33	450	ACR, Classic NR	0	0	353	0	353	0.2	6.9%
WTOG	FM	100	15	13	45	410	Black Urban	0	0	740	0	740	0.3	14.4%
WTOG	FM	100	15	13	15	200	CHR	0	0	505	0	505	0.2	9.6%
WTOG	FM	100	15	13	35	500	Classical	0	0	203	0	203	0.1	4.0%

Other Rated Stations—Out of Market			Metro Clute		TSA	
Call	Class	Power	Share	Rating	ACH	Clute
WTOG	FM	100	15	13	33	349
WTOG	FM	100	15	13	150	2007
WTOG	FM	100	14	14	70	1007

Classification Report	12*	25:54	Revenue
Beasley	122.7%	116.0%	115.1%
<i>WTOG (FM) 100, WFTS (FM) 100, WTVT (FM) 100, WWSB (FM) 100, WFTL (FM) 100, WOPB (FM) 100, WFTS (FM) 100, WTVT (FM) 100, WWSB (FM) 100, WFTL (FM) 100, WOPB (FM) 100</i>			
Class Station	153.7%	22.4%	24.9%
<i>WTOG (FM) 100, WFTS (FM) 100, WTVT (FM) 100, WWSB (FM) 100, WFTL (FM) 100, WOPB (FM) 100</i>			
Out of Market	104.7%	11.3%	21.0%
<i>WTOG (FM) 100, WFTS (FM) 100, WTVT (FM) 100, WWSB (FM) 100, WFTL (FM) 100, WOPB (FM) 100</i>			
Spanish	14.7%	11.7%	14.0%
<i>WTOG (FM) 100, WFTS (FM) 100, WTVT (FM) 100, WWSB (FM) 100, WFTL (FM) 100, WOPB (FM) 100</i>			
Japanese	1.0%	1.0%	1.0%
<i>WTOG (FM) 100, WFTS (FM) 100, WTVT (FM) 100, WWSB (FM) 100, WFTL (FM) 100, WOPB (FM) 100</i>			
Other	1.1%	11.6%	1.0%
<i>WTOG (FM) 100, WFTS (FM) 100, WTVT (FM) 100, WWSB (FM) 100, WFTL (FM) 100, WOPB (FM) 100</i>			
Total	144.7%	26.4%	57.0%

Format Performance	AM	FM	Total	%	Yr. Ago
AC	0	0	194	0.2	5.7%
ACR, Classic NR	0	0	353	0.2	6.9%
Black Urban	0	0	740	0.3	14.4%
CHR	0	0	505	0.2	9.6%
Classical	0	0	203	0.1	4.0%
Country	0	0	240	0	4.7%
Fl. Service	0	0	0	0.0	0.0%
Hispanic	717	0	679	0.6	31.1%
Jazz	0	0	225	0	4.0%
News/Talk	155	0	155	0	3.6%
Oldies	0	0	192	0	3.7%
Other Unknown	93	0	93	0	1.8%
Religion/Sermon	67	0	67	0	1.3%
Sports	0	0	321	0	5.9%
Sports	150	0	150	0	3.5%
Children 5-7	75	0	75	0	1.5%
Totals	1322 (14)	3512 (21)	5134 (35)		

AM Station

Station	Class	Power	Share	Rating	ACH	Clute	Revenue
WTOG	FM	100	15	13	33	349	\$1,151,000
WFTS	FM	100	15	13	150	2007	\$1,151,000
WTVT	FM	100	14	14	70	1007	\$1,151,000
WWSB	FM	100	14	14	70	1007	\$1,151,000
WFTL	FM	100	14	14	70	1007	\$1,151,000
WOPB	FM	100	14	14	70	1007	\$1,151,000
Total							\$5,755,000

MIAMI-FORT LAUDERDALE

FM Stations

Station	Freq	Power	Genre	City	Price	Buyer	Station	City
WAMR	107.5	96 kw @ 1006	Hispanic		\$190.00	Katz Hisp.	Hispanic	Miami
WBGJ	105.9	100 kw @ 1024	Classic AOR		\$84.00	Clr Chnl	Clear Channel	Fort Lauderdale
WCMQ	92.3	31 kw @ 618	Hispanic Contemp.		\$69.00	SBS	SBS	Hialeah
WEDR	99.1	100 kw @ 919	Black		\$185.00	Sentry	Cox Radio	Miami
WFLC	97.3	100 kw @ 1006	AC		\$177.00	Christal	Cox Radio	Miami
WHQT	105.1	100 kw @ 1006	Black AC		\$150.00	Christal	Cox Radio	Coral Gables
WHYI	100.7	100 kw @ 1006	CHR/AC		\$176.00	Clr Chnl	Clear Channel	Fort Lauderdale
WKIS	99.9	100 kw @ 984	Country	Westwd	\$158.00	D&R	Beasley	Boca Raton
WLVE	93.9	100 kw @ 1006	Jazz		\$148.00	Clr Chnl	Clear Channel	Miami Beach
WLYF	101.5	100 kw @ 810	Soft AC		\$170.00	CBS	Jefferson-Pilot	Miami
WMGE	103.5	100 kw @ 1006	Black Oldies		\$85.00	Clr Chnl	Clear Channel	Fort Lauderdale
WMXJ	102.7	100 kw @ 1006	Oldies		\$168.00	--	Jefferson-Pilot	Pompano Beach
WPOW	96.5	100 kw @ 1006	CHR/Urban	Source	\$180.00	D&R	Beasley	Miami
WRMA	106.7	100 kw @ 984	Hispanic AC		\$165.00	--	SBS	Fort Lauderdale
WRTO	98.3	100 kw @ 1407	Hispanic-Tropical		\$75.00	Katz Hisp.	Hispanic	Goulds
WTMI	93.1	100 kw @ 1006	Classical		\$95.00	Mc-Guild	Cox Radio	Miami
WXDJ	95.7	46 kw @ 531	Hispanic-Contemp.		\$135.00	--	SBS	N. Miami Beach
WZTA	94.9	100 kw @ 1006	AOR		\$163.00	Clr Chnl	Clear Channel	Miami Beach

Notes: 4/00 WLQY (1320; Hollywood) sold by Z-Spanish to Entravision as part of a \$475,000,000 group transaction

FORMAT CODES

AC	- Adult Contemporary	J	- Jazz and New Adult Contemporary
AC-NR	- Modern AC	KIDS	- Children's
AOR	- Album Oriented Rock	N	- News
AOR-NR	- New Rock	O	- Oldies (50's & 60's)
AOR-P	- Progressive AOR	REL	- Religion, Christian
B	- Black (audience 75%+ Black)	REL-CC	- Contemporary Christian
B/AC	- Black Adult Contemporary	SAC	- Soft Adult Contemporary
B/G	- Black Gospel	SP	- Hispanic/Spanish
B/O	- Black Oldies	SP-C	- Hispanic Contemporary
BIZ	- Business News & Talk	SP-NT	- Hispanic News/Talk/Information
C	- Country	SP-R	- Hispanic-Regional
C/O	- Classic Country	SP-TP	- Hispanic-Tropical
CHR	- Contemporary Hit Radio, Top 40	SP-VA	- Hispanic Variety
CL	- Classical	SP-TJ	- Tejano
CL AOR	- Classic AOR, Classic Rock	SPRTS	- Sports
CL HITS	- Classic Hits/70's Oldies	ST	- Standards, Big Band, Nostalgia
E	- Ethnic (usually Foreign Lang.)	T	- Talk
EZ	- Easy Listening, Beautiful Music	U	- Urban (majority of audience is non-white)
FS	- Full Service	VA	- Variety
G	- Gospel	?	- Others or Unknown

REVENUE LEVEL CODES

A - Less than \$500,000	E - \$3,000,000 to \$3,999,999	I - \$10,000,000 to \$14,999,999
B - \$500,000 to \$999,999	F - \$4,000,000 to \$4,999,999	J - \$15,000,000 to \$19,999,999
C - \$1,000,000 to \$1,999,999	G - \$5,000,000 to \$6,999,999	K - \$20,000,000 to \$29,999,999
D - \$2,000,000 to \$2,999,999	H - \$7,000,000 to \$9,999,999	L - \$30,000,000+

MILWAUKEE

Arbitron Rank: 31 **Pop (12+):** 1,384,500
MSA Rank: 39
MSA Pop: 1,500,000
DMA: 31
Average Persons Rating: 16.6
Market TSL in Hours: 22.00

Stations: 30 / 27
Diaries: 2,728/ 508:1/ 59.0%
Sample Target: 2,670
% Below Line: 1.4
% Not Listed: 10.3
Pop per Station: 51,278

Last Year's Revenue: \$76,000,000
Household Income: \$52,358
Total Retail Sales: \$17.4 Bil.
#1 Biller: WTMJ \$17,200,000
#1 Billing Portfolio
Journal Broadcast Group \$25,000,000

12+ Metro	Format	Spring 00 1/4 Share	Win 00	Fall 99	Sum 99	Spg 99	4-Book Avg.	12+ Metro Cume / Rtg.	Fall 99	Spg 99	12+ TSA AQH / Cume	Revenue Level		
1	WTMJ	FS	212 / 9.3	8.5	10.8	9.6	9.1	9.5	3374 / 24.4	29.3	24.0	266 / 4172	J	WTMJ
2	WMIL-F	C	171 / 7.5	5.9	6.0	6.6	6.1	6.5	2190 / 15.8	14.8	13.8	198 / 2638	G	WMIL-F
2	WXSS-F	CHR	171 / 7.5	6.9	7.9	6.5	6.0	7.2	2653 / 19.2	19.1	19.0	192 / 3151	D	WXSS-F
4	WKKV-F	B	161 / 7.0	6.5	7.4	6.2	6.4	6.8	1896 / 13.7	12.7	14.7	167 / 2048	F	WKKV-F
5	WLZR-F	AOR	147 / 6.4	5.9	5.5	4.8	6.0	5.7	2102 / 15.2	14.6	15.7	171 / 2601	H	WLZR-F
6	WKLH-F	CL AOR	145 / 6.3	5.7	6.0	5.8	5.9	6.0	2154 / 15.6	15.7	15.9	171 / 2552	H	WKLH-F
7	WOKY	ST	122 / 5.3	5.2	5.9	4.8	4.2	5.3	1419 / 10.2	11.4	9.0	128 / 1523	D	WOKY
7	WMYX-F	AC	122 / 5.3	5.3	4.6	4.3	5.1	4.9	2236 / 16.1	15.2	15.7	152 / 2737	G*	WMYX-F
9	WKTI-F	AC/CHR	110 / 4.8	5.4	4.5	5.4	5.3	5.0	2257 / 16.3	16.9	17.1	121 / 2541	H	WKTI-F
10	WISN	T	109 / 4.8	4.6	5.2	4.6	5.4	4.8	1704 / 12.3	13.6	13.5	120 / 1933	F	WISN
11	WRIT-F	O	94 / 4.1	4.3	3.3	4.2	4.4	4.0	1791 / 12.9	11.5	12.2	115 / 2194	D	WRIT-F
12	WLTO-F	SAC	85 / 3.7	4.2	3.8	4.8	4.2	4.1	1436 / 10.4	10.7	10.0	90 / 1560	E	WLTO-F
13	WJMR-F	B/O	64 / 2.8	2.5	2.3	3.4	3.0	2.7	1074 / 7.8	8.6	9.6	64 / 1083	C	WJMR-F
14	WJZI-F	J	56 / 2.4	3.3	3.2	4.0	4.1	3.2	1085 / 7.8	8.3	8.8	57 / 1168	C	WJZI-F
15	WLUM-F	AOR	52 / 2.3	2.2	2.2	2.3	2.3	2.2	1127 / 8.1	8.4	10.5	59 / 1332	C	WLUM-F
16	WFMR-F	CL	42 / 1.8	2.9	1.8	2.4	2.0	2.2	727 / 5.2	6.0	6.3	42 / 764	C	WFMR-F
17	WMCS	B/AC	31 / 1.4	1.5	1.5	2.1	2.0	1.6	523 / 3.8	3.9	4.2	31 / 523	B	WMCS
18	WTKM-AF	C/O	30 / 1.3	1.2	1.0	1.2	1.5	1.2	344 / 2.5	2.0	2.2	45 / 570	B	WTKM-AF
19	WNOV	B	23 / 1.0	1.6	0.9	1.7	1.2	1.3	442 / 3.2	3.2	3.1	23 / 442	A	WNOV

12+ FM Share (Metro): 72.99% (1500 of 2055) (Spring 99: 72.17%)

Teens	18-34	18-49	25-49	25-54	35+	12+ AMD	12+ Mid	12+ PMD	12+ Eve	12+ Wknd	
1	WXSS-F	1	WLZR-F <	1	WKLH-F <	1	WTMJ >	1	WXSS-F <	1	WKKV-F <
2	WKKV-F >>>	2	WKLH-F <	2	WLZR-F <	2	WMIL-F <	2	WTMJ <	2	WXSS-F <
3	WMYX-F	3	WLZR-F >	3	WKKV-F <	3	WMYX-F <	3	WKLH-F <	3	WTMJ >
4	WLZR-F	4	WKTI-F <	4	WXSS-F <	4	WKLH-F <	4	WISN <	4	WLTO-F <
5	WMYX-F <	5	WMYX-F <	4	WMIL-F <	5	WKTI-F <	5	WMYX-F <	5	WMIL-F <
6	WKLH-F <	6	WMIL-F <	6	WTMJ <	5	WISN <	5	WXSS-F <	6	WMYX-F <
7	WMIL-F >	7	WKTI-F <	7	WKKV-F <	7	WMYX-F <	6	WKKV-F <	7	WKLH-F <
8	WTMJ	8	WXSS-F <	8	WLTO-F <	8	WLTO-F <	8	WOKY <	7	WLZR-F <
9	WLTO-F	9	WLTO-F <	9	WXSS-F <	9	WKTI-F <	9	WMYX-F <	9	WRIT-F <
10		10	WJMR-F <	10	WLZR-F <	10	WISN <	10	WKKV-F <	10	WRIT-F <

Wom 18-24	Wom 18-34	Wom 25-34	Wom 18-49	Wom 25-54	Men 18-24	Men 18-34	Men 25-34	Men 18-49	Men 25-54	12+ Ovrnite		
1	WXSS-F	1	WKKV-F <	1	WMYX-F <	1	WLZR-F >	1	WLZR-F >>	1	WKLH-F <	
2	WKKV-F >>>	1	WXSS-F >	2	WMYX-F <	2	WXSS-F >	2	WKKV-F <	2	WKLH-F >	
3	WMYX-F	3	WKTI-F <	3	WMYX-F <	3	WMIL-F <	3	WXSS-F <	3	WTMJ >	
4	WKTI-F	4	WXSS-F <	4	WLTO-F <	4	WKLH-F <	4	WTMJ <	4	WISN <	
4	WKLH-F >	5	WMIL-F >	5	WMIL-F <	5	WKKV-F <	5	WLUM-F <	5	WMIL-F <	
	6	WLTO-F	6	WLTO-F <	6	WKLH-F <	6	WKTI-F >	6	WKTI-F <	6	WLUM-F <
	7	WKLH-F <	7	WKLH-F <	7	WXSS-F <	7	WTMJ >	7	WLUM-F <	7	WLUM-F <
			8	WLZR-F <	8	WJMR-F <	8	WKTI-F <	8	WKKV-F <	8	WKKV-F <
					9	WRIT-F <	9	WISN <	9	WMYX-F <		
					10	WTMJ <						

Other Rated Stations	Metro Share	Cume Rating	TSA AQH Cume	Other Rated Stations--Outside Market	Metro Share	Cume Rating	TSA AQH Cume								
WAUK-AA	SPRIS	1510	Waukesha	0.6	1.8	13	265	WGN	FS/T	720	Chicago	0.7	2.0	30	477
WBWI-F	C	92.5	West Bend	0.4	1.9	23	443	WIL-F	AOR	95.1	Kenosha	0.4	1.5	41	564
WEXT-F	C	104.7	Shurtlevnt	0.7	1.5	19	305	WLIP	ST	1050	Kenosha	0.3	0.6	22	216
WEZY-F	SAC	92.1	Racine	0.7	1.9	19	324								
WGLB	B-G	1560	Port Washington	0.3	0.8	8	111								
WRUN	FS	1400	Racine	0.5	1.4	12	194								

MILWAUKEE

Consolidation Report	12+	25-54	Revenue	Format Performance	AM	FM	Total	%	Yr. Ago
All-Pro/Shamrock (JOA) WJZI-FM, WLUM-FM, WMCS-AM	6.1 %	7.7 %	5.3 %	AC	0 (0)	232 (2)	232 (2)	11.3 %	11.6 %
Clear Channel WISN-AM, WKKV-FM, WLTO-FM, WMIL-FM, WOKY-AM, WRIT-FM	32.4 %	27.2 %	30.6 %	AOR/Classic/NR	0 (0)	354 (4)	354 (4)	17.2 %	16.3 %
Entercom WEMP-AM, WMYX-FM, WXSS-FM	12.8 %	11.5 %	12.4 %	Black/Urban	54 (2)	225 (2)	279 (4)	13.6 %	13.9 %
Saga WFMR-FM, WJMR-FM, WJYI-AM, WKLH-FM, WLZR-FM	17.3 %	23.1 %	24.8 %	CHR	0 (0)	171 (1)	171 (1)	8.3 %	6.7 %
				Classical	0 (0)	42 (1)	42 (1)	2.0 %	2.2 %
				Country	2 (1)	224 (4)	226 (5)	11.0 %	9.8 %
				Full Service	240 (3)	0 (0)	240 (3)	11.7 %	11.7 %
				Hispanic	0 (0)	0 (0)	0 (0)	0.0 %	0.0 %
				Jazz	0 (0)	56 (1)	56 (1)	2.7 %	4.6 %
				News/Talk	109 (1)	0 (0)	109 (1)	5.3 %	6.4 %
				Oldies	0 (0)	94 (1)	94 (1)	4.6 %	5.4 %
				Others/Unknown	0 (0)	0 (0)	0 (0)	0.0 %	0.0 %
				Religion/Gospel	8 (1)	0 (0)	8 (1)	0.4 %	0.6 %
				Soft AC	0 (0)	102 (2)	102 (2)	5.0 %	5.5 %
				Sports	13 (2)	0 (0)	13 (2)	0.6 %	0.8 %
				Standards/EZ	129 (2)	0 (0)	129 (2)	6.3 %	4.7 %
				Totals	555 (12)	1500 (18)	2055 (30)		

AM Stations

Station	Power	Time	Format	Revenue	AM	FM	Total	Market
WISN	1130	50 kw/10 kw (DA-2)	Talk	ABC, WW1, ESPN \$60.00	Sentry	Clear Channel	Milwaukee	
WMCS	1290	5 kw (DA-2)	Black AC	ABC \$26.00	Allied	All Pro	Greenfield	
WNOV	860	0.25 kw/0.005 kw	Black	AURN \$22.00	---		Milwaukee	
WOKY	920	5 kw/1 kw (DA-2)	Standards	CNN, Westwd \$51.00	Cir Chnl	Clear Channel	Milwaukee	
WTKM	1540	0.5 kw (Days)	Simul. WTKM-F				Hartford	
WTMJ	620	50 kw/10 kw (DA-2)	Full Service	ABC \$139.00	Christal	Journal Bcst Gp	Milwaukee	

FM Stations

Station	Power	Time	Format	Revenue	AM	FM	Total	Market
WFMR	98.3	6 kw @ 292	Classical	\$39.00	Katz	Saga	Menomonee Falls	
WJMR	106.9	6 kw @ 328	Black Oldies	\$ NA	Katz	Saga	Brookfield	
WJZI	93.3	12.5 kw @ 990	Jazz	ABC \$50.00	Allied	Shamrock	Milwaukee	
WKKV	100.7	50 kw @ 500	Black	ABC \$56.00	Cir Chnl	Clear Channel	Racine	
WKLH	96.5	20 kw @ 807	Classic AOR	\$150.00	Katz	Saga	Milwaukee	
WKTI	94.5	15.5 kw @ 911	AC/CHR	ABC \$155.00	Christal	Journal Bcst Gp	Milwaukee	
WLTO	97.3	15.5 kw @ 911	Soft AC	ABC, AMFM \$66.00	Sentry	Clear Channel	Milwaukee	
WLUM	102.1	20 kw @ 761	AOR	Source \$60.00	Banner	All Pro	Milwaukee	
WLZR	102.9	50 kw @ 436	AOR	\$80.00	Katz	Saga	Milwaukee	
WMIL	106.1	13.1 kw @ 976	Country	\$135.00	Cir Chnl	Clear Channel	Milwaukee	
WMYX	99.1	50 kw @ 448	AC	Westwd \$70.00	D&R	Entercom	Milwaukee	
WRIT	95.7	34 kw @ 610	Oldies	\$61.00	Banner	Clear Channel	Milwaukee	
WTKM	104.9	5.8 kw @ 300	Classic Country	\$ NA	---		Hartford	
WXSS	103.7	19.5 kw @ 840	CHR	Westwd \$52.00	D&R	Entercom	Wauwatosa	

Notes: * WMYX-F revenue level includes WEMP revenue . . . 7/00 WEXT-F (104.7; Sturtevant/Racine) sold by Pride to NextMedia as part of a \$56,950,000, nine-station group transaction (MVP)

MINNEAPOLIS-SAIN T PAUL

Arbitron Rank: 17 Pop (12+): 2,314,300
 MSA Rank: 14
 MSA Pop: 2,870,000
 DMA: 13
 Average Persons Rating: 15.3
 Market TSL in Hours: 20.00

Stations: 24 / 23
 Diaries: 3,380 / 685:1 / 62.0%
 Sample Target: 3,440
 % Below Line: 0.3
 % Not Listed: 20.3
 Pop per Station: 100,622

Last Year's Revenue: \$162,500,000
 Household Income: \$60,406
 Total Retail Sales: \$32.3 Bil
 #1 Biller: KQRS-F \$26,200,000
 #1 Billing Portfolio
 Clear Channel \$62,700,000

12+ Metro	Format	Spring 00 1/4 Share	Win 00	Fall 99	Sum 99	Spg 99	4-Book Avg.	12+ Metro Cume / Rtg.	Fall 99	Spg 99	12+ TSA AQH / Cume	Revenue Level	
1	KQRS-F	378 / 10.7	10.8	10.1	10.7	10.1	10.6	5711 / 24.7	23.7	23.3	443 / 6785	K	KQRS-F
2	KDWB-F	327 / 9.2	7.9	8.5	8.5	8.2	8.5	5602 / 24.2	23.8	23.3	360 / 6473	I	KDWB-F
3	WCCO	270 / 7.6	9.0	10.6	9.6	9.7	9.2	4786 / 20.7	26.7	22.3	362 / 6362	K	WCCO
4	KEEY-F	232 / 6.5	6.6	6.0	6.7	7.7	6.5	3894 / 16.8	14.9	17.4	283 / 4569	J	KEEY-F
5	WLTE-F	216 / 6.1	6.4	5.7	4.9	6.1	5.8	3242 / 14.0	14.0	15.0	235 / 3529	I	WLTE-F
6	KSTP	196 / 5.5	5.4	5.0	6.0	5.5	5.5	2774 / 12.0	17.8	17.4	215 / 3059	H	KSTP
7	WLOL-F	187 / 5.3	4.6	5.7	4.4	2.5	5.0	3717 / 16.1	15.8	9.2	197 / 4000	F	WLOL-F
8	KXXR-F	171 / 4.8	4.8	3.8	3.5	3.7	4.2	2888 / 12.5	11.6	10.3	217 / 3595	G	KXXR-F
9	KQQL-F	164 / 4.6	4.4	5.1	5.7	6.1	5.0	3674 / 15.9	13.3	17.7	200 / 4469	I	KQQL-F
10	KSTP-F	158 / 4.5	4.8	5.1	4.3	4.2	4.7	3992 / 17.3	17.8	17.4	182 / 4488	I	KSTP-F
11	KTCZ-F	116 / 3.3	3.4	3.1	3.4	3.8	3.3	2563 / 11.2	9.8	11.7	122 / 2754	H	KTCZ-F
12	WXPT-F	106 / 3.0	3.0	2.9	3.4	4.1	3.1	3001 / 13.0	13.2	16.4	113 / 3346	G	WXPT-F
13	KFAN	69 / 1.9	2.3	2.3	2.3	2.2	2.2	1347 / 5.8	7.0	5.9	77 / 1493	H	KFAN
14	KLBB	65 / 1.8	1.5	1.1	1.3	1.6	1.4	936 / 4.0	3.8	4.5	65 / 943	C	KLBB
15	KZNR-F	43 / 1.2	1.4	1.7	1.0	1.5	1.3	1272 / 5.5	5.9	7.1	43 / 1310	E*	KZNR-F

12+ FM Share (Metro): 77.18% (2181 of 2826) (Spring 99: 73.97%)

Teens	18-34	18-49	25-49	25-54	35+	12+ AMD	12+ Mid	12+ PMD	12+ Eve	12+ Wknd
1 KOWB-F >>>	1 KQRS-F	1 KQRS-F >	1 KQRS-F >>	1 KQRS-F >>	1 WCCO	1 KQRS-F >	1 KQRS-F	1 KDWB-F	1 KOWB-F >	1 KDWB-F <
2 KXXR-F >>	1 KOWB-F	2 KOWB-F	2 WLOL-F	2 WLOL-F <	2 KQRS-F	2 WCCO	2 WLTE-F <	2 KSTP <	2 KXXR-F	2 WCCO
3 KEEY-F	3 KXXR-F >	3 WLOL-F	2 KOWB-F	3 KEEY-F	3 KSTP <	3 KDWB-F	3 KOWB-F <	3 KQRS-F <	3 WCCO	3 KEEY-F
4 WXPT-F	4 KSTP-F <	4 KEEY-F	4 KSTP-F	3 WLTE-F	4 WLTE-F <	4 KEEY-F	4 KSTP	4 KEEY-F	3 WLTE-F <	4 KQRS-F
5 WLOL-F <	4 KXXR-F <	4 KEEY-F <	3 KOWB-F	5 KEEY-F <	5 WLTE-F	5 WLTE-F <	5 WLOL-F <	5 WLTE-F <	5 KEEY-F	5 WLTE-F <
6 KEEY-F	6 KSTP-F <	6 WLTE-F	6 KSTP-F <	6 KQQL-F	6 KSTP <	6 KEEY-F	6 WLTP-F	6 WLTP-F	6 WLOL-F <	6 WLOL-F <
7 WXPT-F	7 WLTE-F	7 KSTP	7 KSTP <	7 WLOL-F >	7 WLOL-F <	7 KSTP-F	6 WCCO <	7 KQQL-F <	7 KQQL-F <	7 KQQL-F <
8 WLTE-F	8 KTCZ-F <	7 KTCZ-F	8 KQQL-F	8 KTCZ-F	8 KSTP-F <	8 WCCO <	8 KXXR-F <	8 KQRS-F <	8 KXXR-F	8 KXXR-F
	9 KSTP	9 KQQL-F	9 KTCZ-F	8 KOWB-F	9 KQQL-F <	9 KQQL-F <	9 KSTP-F <	9 KSTP	9 KTCZ-F <	9 KTCZ-F <
		9 KXXR-F	10 KXXR-F <	8 KSTP-F <	10 KXXR-F	10 KXXR-F <	10 KQQL-F >	10 WXPT-F <	10 KSTP-F <	10 KSTP-F <

Wom 18-24	Wom 18-34	Wom 25-34	Wom 18-49	Wom 25-54	Men 18-24	Men 18-34	Men 25-34	Men 18-49	Men 25-54	12+ Ovrnite
1 KOWB-F >>>	1 KOWB-F >	1 KOWB-F	1 KDWB-F >	1 WLTE-F	1 KXXR-F >	1 KQRS-F	1 KQRS-F >	1 KQRS-F >>	1 KQRS-F >>	1 WCCO >
2 KEEY-F <	2 KSTP-F <	2 KSTP-F	2 KQRS-F <	2 KOWB-F <	2 KOWB-F	2 KXXR-F >	2 KXXR-F	2 KXXR-F	2 KSTP <	2 KDWB-F <
3 KQRS-F	3 KQRS-F	3 KQRS-F	3 WLTE-F <	3 KQRS-F <	3 KQRS-F >>	3 KDWB-F	3 WLOL-F	3 WLOL-F <	3 WLOL-F	3 KQRS-F
4 WXPT-F	4 KEEY-F <	4 WLTE-F <	4 KSTP-F	4 KSTP-F <	4 WLOL-F	4 WLOL-F	4 KFAN <	4 KSTP <	4 KEEY-F <	4 KEEY-F
4 WLTE-F	5 WLTE-F <	5 KEEY-F	5 KEEY-F <	5 KEEY-F	5 KEEY-F	5 KFAN	5 KOWB-F	5 KOWB-F	5 KXXR-F	5 KSTP
4 KSTP-F <	6 WXPT-F	6 WXPT-F	6 WLOL-F	6 WLOL-F <	6 WXPT-F	6 KEEY-F	6 KEEY-F <	6 KEEY-F	6 KFAN	
7 KXXR-F	7 WLOL-F	7 WLOL-F <	7 WXPT-F	7 KQQL-F	7 WXPT-F	7 WXPT-F	7 KSTP-F <	7 KFAN <	6 KQQL-F <	
7 WLOL-F >	8 KTCZ-F	7 KQQL-F <	8 KTCZ-F	8 KTCZ-F	7 KSTP-F	8 WXPT-F	8 KTCZ-F	8 KTCZ-F	8 KOWB-F <	
		9 KTCZ-F >	9 WXPT-F	9 WXPT-F			9 KSTP-F	9 KSTP-F	9 KTCZ-F <	
									10 WCCO	

Other Rated Stations	Metro Share	Cume Rating	TSA AQH Cume
KLCI-F	C	106.1	Princeton, MN 0.5 1.7 25 575
KSGS	B/A/C	95.0	St. Louis Park 0.3 0.9 12 200
KZNF-F	AOR-P	105.7	Eden Prairie, MN 0.7 2.8 26 645
WEZU	ST	122.0	Stillwater, MN 0.3 1.4 12 326
WIXK-F	C	107.1	New Richmond, WI 0.8 2.6 31 683
WMNN	N	133.0	Minneapolis 0.6 2.3 22 530

Other Rated Stations--Outside Market	Metro Share	Cume Rating	TSA AQH Cume
KCLD-F	CHR	104.7	St. Cloud, MN 0.3 1.9 70 1420

MINNEAPOLIS-SAINT PAUL

Consolidation Report	12+	25-54	Revenue	Format Performance	AM	FM	Total	%	Yr. Ago
ABC KDIZ-AM, KQRS-FM, KXXR-FM, KZNR-FM, KZNT-FM, KZMZ-FM	17.4 %	25.4 %	21.8 %	AC	0 (0)	264 (2)	264 (2)	9.3 %	10.2 %
CBS/Infinity KSGS-AM, WCCO-AM, WLTE-FM, WXPT-FM	17.0 %	14.0 %	26.0 %	AOR/Classic/NR	0 (0)	734 (6)	734 (6)	26.0 %	26.7 %
Clear Channel KDWB-FM, KEEY-FM, KFAN-AM, KFXN-AM, KQQL-FM, KTCZ-FM, WLOL-FM	30.8 %	32.6 %	38.6 %	Black/Urban	12 (1)	0 (0)	12 (1)	0.4 %	0.6 %
Hubbard, pend. KSTP-AM, KSTP-FM, WIXK-AM, WIXK-FM	10.8 %	12.0 %	11.7 %	CHR	0 (0)	339 (2)	339 (2)	12.0 %	10.1 %
MN Public Radio KLBB-AM, KLBP-AM, WMNN-AM	2.4 %	0.8 %	0.9 %	Classical	0 (0)	0 (0)	0 (0)	0.0 %	0.0 %
	78.5 %	84.8 %	99.0 %	Country	0 (1)	277 (3)	277 (4)	9.8 %	11.8 %
				Full Service	270 (1)	0 (0)	270 (1)	9.6 %	12.0 %
				Hispanic	0 (0)	0 (0)	0 (0)	0.0 %	0.0 %
				Jazz	0 (0)	0 (0)	0 (0)	0.0 %	0.0 %
				News/Talk	217 (2)	0 (0)	217 (2)	7.7 %	7.6 %
				Oldies	0 (0)	351 (2)	351 (2)	12.4 %	8.0 %
				Others/Unknown	0 (0)	0 (0)	0 (0)	0.0 %	0.0 %
				Religion/Gospel	0 (0)	0 (0)	0 (0)	0.0 %	0.0 %
				Soft AC	0 (0)	216 (1)	216 (1)	7.6 %	7.5 %
				Sports	69 (1)	0 (0)	69 (1)	2.4 %	2.7 %
				Standards/EZ	77 (2)	0 (0)	77 (2)	2.7 %	2.5 %
				Totals	645 (8)	2181 (16)	2826 (24)		

AM Stations

Station	Power	Time	Format	Advertiser	Agency	Station	City
KFAN	1130	50 kw/25 kw (DA-2)	Sports	Westwd, ESPN	\$60.00	Sentry	Clear Channel Minneapolis
KLBB	1400	1 kw	Standards	Westwd, CNN	\$32.00	—	KLBP/WMNN St. Paul
KSTP	1500	50 kw (DA-N)	Talk/News	ABC	\$74.00	Christal	Hubbard St. Paul
WCCO	830	50 kw	Full Service	CBS, Westwd	\$275.00	CBS	CBS/Infinity Minneapolis

FM Stations

Station	Power	Time	Format	Advertiser	Agency	Station	City
KDWB	101.3	100 kw @ 1035	CHR	\$158.00	Katz	Clear Channel	Richfield
KEEY	102.1	100 kw @ 1035	Country	\$150.00	Sentry	Clear Channel	St. Paul
KQQL	107.9	100 kw @ 1090	Oldies	AMFM \$155.00	Eastman	Clear Channel	Anoka
KQRS	92.5	100 kw @ 1035	Classic AOR	ABC \$340.00	ABC	ABC	Golden Valley
KSTP	94.5	100 kw @ 1220	AC	\$160.00	Christal	Hubbard	St. Paul
KTCZ	97.1	100 kw @ 1035	Progressive AOR	AMFM \$145.00	Katz	Clear Channel	Minneapolis
KXXR	93.7	100 kw @ 1035	AOR	ABC \$160.00	ABC	ABC	Minneapolis
KZNR	105.1	2.6 kw @ 499	Progressive AOR	ABC \$50.00	ABC	ABC	Lakeville, MN
KZNT	105.3	25 kw @ 298	Simul. KZNR-F				Cambridge, MN
KZMZ	105.7	6 kw @ 239	Simul. KZNR-F				Eden Prairie, MN
WLLO	100.3	100 @ 922	Classic Hits	AMFM \$ NA	Eastman	Clear Channel	Minneapolis
WLTE	102.9	100 kw @ 1035	Soft AC	\$160.00	CBS	CBS/Infinity	Minneapolis
WXPT	104.1	100 kw @ 1070	Modern AC	\$75.00	Interep	CBS/Infinity	St. Louis Park

Notes: * KZNR-FF revenue level includes KZMZ-F revenue as well . . . 4/00 KARP-F (96.3; Glencoe; Blue Chip) changed calls to KTTB-F ("The Beat") . . . 5/00 KSMM (1530; Shakopee) sold for \$750,000 (Wychor)

MOBILE

Arbitron Rank: 88 Pop (12+): 441,400
 MSA Rank: 99
 MSA Pop: 540,000
 DMA: 58 (w/Pensacola)
 Average Persons Rating: 14.9
 Market TSL in Hours: 20.00

Stations: 27 / 21
 Diaries: 1,556 / 284:1 / 47.9%
 Sample Target: 1,230
 % Below Line: 14.0
 % Not Listed: 12.4
 Pop per Station: 21,019

Last Year's Revenue: \$19,300,000
 Household Income: \$38,288
 Total Retail Sales: \$5.2 Bil.
 #1 Biller: WKSJ-AF \$3,400,000
 #1 Billing Portfolio
 Clear Channel \$7,860,000

12+ Metro	Format	Spring 00 1/4 Share	Win 00	Fall 99	Sum 99	Spg 99	4-Book Avg.	12+ Metro Cume / Rtg.	Fall 99	Spg 99	12+ TSA AQH / Cume	Revenue Level		
1	WBLX-F	B	76 / 11.5	11.4	11.0	7.0	8.3	10.2	904 / 20.5	20.0	17.0	162 / 1892	D	WBLX-F
2	WABB-F	CHR	70 / 10.6	7.8	9.8	8.4	9.0	9.2	1103 / 25.0	23.8	22.9	128 / 2165	E	WABB-F
3	WDLT-F	B/AC	66 / 10.0	8.4	7.4	9.6	7.3	8.9	632 / 14.3	13.5	12.8	93 / 894	C	WDLT-F
4	WKSJ-F	C	48 / 7.3	11.5	8.5	7.7	9.4	8.7	784 / 17.8	18.2	23.6	68 / 1247	E	WKSJ-F
5	WTKX-F	AOR	39 / 5.9	5.3	5.9	5.4	6.4	5.6	444 / 10.1	10.9	12.2	79 / 1112	F	WTKX-F
6	WRKH-F	CL AOR	29 / 4.4	3.0	3.4	3.9	3.3	3.7	491 / 11.1	10.1	8.6	56 / 913	C	WRKH-F
7	WMXC-F	AC	28 / 4.2	3.5	5.6	4.8	4.1	4.5	530 / 12.0	10.9	10.9	45 / 900	C	WMXC-F
8	WNTM	N/T	25 / 3.8	4.3	4.9	4.8	4.7	4.4	368 / 8.3	10.8	10.5	26 / 381	B	WNTM
9	WGOK	B/G	24 / 3.6	5.8	3.4	3.9	3.7	4.2	344 / 7.8	7.3	8.7	25 / 347	A	WGOK
10	WAVH-F	O	21 / 3.2	2.8	2.1	3.5	2.8	2.9	369 / 8.4	5.9	8.6	22 / 412	C	WAVH-F
11	WDWG-F	C/O	19 / 2.9	2.7	3.0	3.5	4.0	3.0	286 / 6.5	8.8	9.3	27 / 451	B	WDWG-F
12	WXBM-F	C	17 / 2.6	2.1	2.5	2.9	1.9	2.5	241 / 5.5	6.5	6.9	89 / 1190	F	WXBM-F
13	WYOK-F	AC/CHR	16 / 2.4	2.4	3.0	5.9	5.4	3.4	448 / 10.1	11.5	12.2	35 / 912	B	WYOK-F
14	WZEW-F	AOR-P	14 / 2.1	2.1	1.5	1.3	1.4	1.8	219 / 5.0	4.1	4.5	15 / 236	B	WZEW-F
14	WMEZ-F	SAC	14 / 2.1	2.1	2.1	2.6	3.0	2.2	232 / 5.3	6.4	7.2	51 / 832	F	WMEZ-F
16	WWRO-F	CL HITS	13 / 2.0	1.9	1.8	2.8	2.4	2.1	311 / 7.1	5.8	9.2	34 / 729	F	WWRO-F
17	WBHY	REL	11 / 1.7	0.4	0.4	0.4	0.6	0.7	86 / 1.9	1.4	1.1	11 / 86	F	WBHY
18	WNSP-F	SPRTS	9 / 1.4	3.3	1.9	0.9	0.7	1.9	174 / 3.9	5.6	3.5	9 / 182	A	WNSP-F
19	WKSJ	ST	7 / 1.1	1.0	0.6	0.4		0.8	107 / 2.4	2.2		7 / 107	F	WKSJ

12+ FM Share (Metro): 85.27% (492 of 577) (Spring 99: 84.76%)

Teens	18-34	18-49	25-49	25-54	35+	12+ AMD	12+ Mid	12+ PMD	12+ Eve	12+ Wknd
1	WABB-F	1 WBLX-F >	1 WDLT-F	1 WDLT-F	1 WDLT-F >	1 WABB-F <	1 WABB-F	1 WABB-F <	1 WBLX-F >	1 WDLT-F
2	WBLX-F >>	2 WABB-F	2 WABB-F	2 WABB-F	2 WKSJ-F	2 WBLX-F <	2 WKSJ-F	2 WBLX-F >	2 WABB-F	2 WBLX-F
3	WTKX-F >>	3 WTKX-F >	3 WDLT-F	3 WBLX-F <	3 WBLX-F	3 WNTM	3 WDLT-F <	3 WDLT-F <	3 WDLT-F >	3 WABB-F >
4	WDLT-F	4 WTKX-F	4 WTKX-F	4 WTKX-F	4 WKSJ-F	4 WMXC-F <	4 WKSJ-F	4 WBLX-F <	4 WTKX-F	4 WKSJ-F
5	WKSJ-F	5 WKSJ-F <	5 WRKH-F <	4 WTKX-F <	5 WABB-F <	5 WRKH-F >	5 WNTM	5 WKSJ-F >	5 WKSJ-F <	5 WTKX-F
6	WRKH-F	6 WRKH-F >	6 WKSJ-F	6 WRKH-F	6 WAVH-F <	6 WTKX-F	6 WTKX-F	6 WMXC-F	6 WMXC-F >	5 WGOK
7	WYOK-F >	7 WMXC-F	7 WMXC-F >	7 WMXC-F >	7 WGOK <	7 WGOK	7 WMXC-F	7 WRKH-F	7 WYOK-F	7 WMXC-F <
8	WYOK-F	8 WYOK-F	8 WGOK	8 WGOK	8 WRKH-F	7 WAVH-F <	8 WRKH-F <	8 WNTM <	7 WDK-F >	8 WRKH-F
9		8 WGOK <	8 WAVH-F <	9 WBLX-F	9 WNTM	9 WGOK	9 WGOK	9 WXBM-F	9 WRKH-F	9 WAVH-F
10					10 WMXC-F	10 WAVH-F <	9 WGOK	9 WMEZ-F		

Wom 18-24	Wom 18-34	Wom 25-34	Wom 18-49	Wom 25-54	Men 18-24	Men 18-34	Men 25-34	Men 18-49	Men 25-54	12+ Ovrnite
1	WBLX-F >	1 WBLX-F	1 WABB-F	1 WABB-F	1 WDLT-F	1 WBLX-F >>	1 WTKX-F <	1 WTKX-F >>	1 WTKX-F	1 WBLX-F >
2	WABB-F >>	2 WABB-F >>	2 WBLX-F >>	1 WBLX-F <	2 WABB-F	2 WTKX-F >>	2 WBLX-F >>	2 WBLX-F >	2 WRKH-F	2 WDLT-F >
3	WDLT-F >	3 WDLT-F >	3 WDLT-F	3 WDLT-F >>	3 WBLX-F >	3 WABB-F >>	3 WABB-F >	3 WABB-F	3 WKSJ-F <	3 WABB-F
4	WYOK-F	4 WKSJ-F	4 WKSJ-F	4 WMXC-F	4 WKSJ-F <	4 WZEW-F	4 WRKH-F	3 WRKH-F	4 WRKH-F <	4 WABB-F
4	WTKX-F >>	5 WMXC-F	5 WMXC-F	4 WKSJ-F	5 WMXC-F	4 WKSJ-F	5 WDLT-F	5 WDWG-F	5 WKSJ-F	4 WDLT-F
		5 WTKX-F	5 WGOK	6 WGOK	6 WGOK	4 WDLT-F >>	5 WKSJ-F		6 WDLT-F	5 WDWG-F
		5 WYOK-F	7 WRKH-F	7 WRKH-F					7 WZEW-F	7 WNTM
		5 WGOK		7 WMEZ-F					8 WRRO-F	8 WZEW-F
				7 WAVH-F >					8 WYOK-F	8 WMXC-F
									8 WDWG-F	

Other Rated Stations	Metro Share	Cume Rating	TSA AQH Cume	Other Rated Stations--Outside Market	Metro Share	Cume Rating	TSA AQH Cume
WABB	T	1480	Mobile	0.6	2.2	4	103
WABF	ST	1220	Fairhope	0.6	1.7	4	76
WHEP	FS	1310	Foley	0.5	0.9	3	39
WLTV	REL	1410	Mobile	0.6	1.4	4	62
WMOB	REL	1360	Mobile	0.5	1.7	3	77
WQUA-F	B/O	1021	Citronelle	0.6	1.8	7	127
WOSM-F	G	103.1	Ocean Springs, MS	0.5	1.3	11	182
WYCL-F	O	107.3	Pensacola, FL	0.9	4.4	40	642

MOBILE

Consolidation Report	12+	25-54	Revenue	Format Performance	AM	FM	Total	%	Yr. Ago
American General WAVH-FM, WZEW-FM	5.3 %	6.4 %	8.8 %	AC	0 (0)	44 (2)	44 (2)	7.6 %	5.5 %
Clear Channel WDWG-FM, WKSJ-AM, WKSJ-FM, WMXC-FM, WNTM-AM, WRKH-FM	23.7 %	25.3 %	40.7 %	AOR/Classic/NR	0 (0)	82 (3)	82 (3)	14.2 %	12.6 %
Cumulus WBLX-FM, WDLT-AM, WDLT-FM, WGOK-AM, WYOK-FM	27.5 %	25.6 %	27.4 %	Black/Urban	0 (0)	146 (3)	146 (3)	25.3 %	23.8 %
				CHR	0 (0)	70 (1)	70 (1)	12.1 %	10.2 %
				Classical	0 (0)	0 (0)	0 (0)	0.0 %	0.0 %
				Country	0 (0)	84 (3)	84 (3)	14.6 %	18.5 %
				Full Service	3 (1)	0 (0)	3 (1)	0.5 %	0.0 %
				Hispanic	0 (0)	0 (0)	0 (0)	0.0 %	0.0 %
				Jazz	0 (0)	0 (0)	0 (0)	0.0 %	0.0 %
				News/Talk	29 (2)	0 (0)	29 (2)	5.0 %	6.6 %
				Oldies	0 (0)	40 (3)	40 (3)	6.9 %	8.8 %
				Others/Unknown	0 (0)	0 (0)	0 (0)	0.0 %	0.0 %
				Religion/Gospel	42 (4)	3 (1)	45 (5)	7.8 %	9.7 %
				Soft AC	0 (0)	14 (1)	14 (1)	2.4 %	3.4 %
				Sports	0 (0)	9 (1)	9 (1)	1.6 %	0.8 %
				Standards/EZ	11 (2)	0 (0)	11 (2)	1.9 %	0.0 %
				Totals	85 (9)	492 (18)	577 (27)		

AM Stations

Station	Power	Time	Format	Advertiser	Agency	Product	Station
WBHY	840	10 kw (Days)	Religion	\$ NA	Salem	Mobile	
WGOK	900	1 kw/0.38 kw (DA-2)	Black Gospel	AURN, ABC, WW1	\$20.00	Allied	Cumulus
WKSJ	1270	5 kw/0.1 kw	Standards	ABC, CBS	\$ NA	Clr Chnl	Clear Channel
WNTM	710	1 kw (DA-N)	News/Talk	CBS, Westwd, ABC	\$31.00	Clr Chnl	Clear Channel

FM Stations

Station	Power	Time	Format	Advertiser	Agency	Product	Station
WABB	97.5	100 kw @ 1552	CHR	ABC	\$36.00	Christal	Mobile
WAVH	106.5	50 kw @ 449	Oldies	CBS, Westwd	\$35.00	Mc-Guild	American General
WBLX	92.9	100 kw @ 1555	Black	ABC	\$60.00	Katz	Cumulus
WDLT	98.3	40 kw @ 548	Black AC	ABC	\$25.00	Katz	Cumulus
WDWG	104.9	33 kw @ 600	Classic Country	ABC	\$29.00	Clr Chnl	Clear Channel
WKSJ	94.9	100 kw @ 1555	Country	ABC	\$67.00	Clr Chnl	Clear Channel
WMXC	99.9	100 kw @ 1755	AC	CBS	\$<20.00	Clr Chnl	Clear Channel
WNXP	105.5	5.3 kw @ 348	Sports	CNN, 1-On-1	\$ NA	Banner	Bay Minette
WRKH	96.1	100 kw @ 1342	Classic AOR	Westwd	\$<20.00	Clr Chnl	Clear Channel
WYOK	104.1	100 kw @ 1555	Hot AC	Westwd, ABC	\$<20.00	Allied	Cumulus
WZEW	92.1	13.5 kw @ 450	Progressive AOR	Westwd	\$ NA	Mc-Guild	American General

Notes: Other ranked stations -- See Pensacola

MODESTO

Arbitron Rank 122 **Pop (12+)** 345,000
MSA Rank: 120
MSA Pop: 440,000
DMA: 20 (Sacramento)
Average Persons Rating: 15.2
Market TSL in Hours 20.75

Stations 30 / 17
Diaries: 713 / 484:1 / 45.8%
Sample Target: 730
% Below Line: 17.2
% Not Listed: 20.4
Pop per Station: 20,294

Last Year's Revenue: \$20,300,000
Household Income: \$39,216
Total Retail Sales: \$4.0 Bil.
#1 Biller: KATM-F \$6,000,000
#1 Billing Portfolio
Citadel \$10,270,000

12+ Metro	Format	Spring 00 1/4 Share	Fall 99	Spg 99	Fall 98	Spg 98	12+ Metro Cume / Rtg	Fall 99	Spg 99	12+ TSA AQH / Cume	Revenue Level		
1	KATM-F	C	70 / 13.3	12.6	11.0	12.7	14.7	791 / 22.9	25.3	22.7	166 / 2045	G	KATM-F
2	KJSN-F	AC	41 / 7.8	7.1	6.5	5.4	7.0	490 / 14.2	15.7	14.2	47 / 581	D	KJSN-F
3	KOSO-F	AC/CHR	35 / 6.7	5.1	7.7	6.3	7.7	620 / 18.0	17.4	16.7	72 / 1317	D	KOSO-F
4	KHKK-F	CL AOR	33 / 6.3	5.7	4.4	8.2	7.0	562 / 16.3	14.4	12.6	92 / 1511	C	KHKK-F
5	KWNN-F	CHR	32 / 6.1	6.3	6.7	5.6	5.4	500 / 14.5	15.5	17.2	38 / 758	C	KWNN-F
6	KHOP-F	AOR/CL	26 / 5.0	4.5	7.3	7.1	6.2	421 / 12.2	12.0	14.3	61 / 974	D	KHOP-F
7	KKME-F	B/O	18 / 3.4	5.1	2.9	0.9	1.7	233 / 6.8	10.3	7.8	22 / 346	A	KKME-F
8	KNTO-F	SP-C	16 / 3.0	2.4	3.5	1.9	0.4	184 / 5.3	4.4	5.8	19 / 292	A	KNTO-F
9	KWIN-F	CHR	14 / 2.7	3.5	2.5	2.2	3.1	205 / 5.9	6.8	4.4	89 / 1281		KWIN-F
10	KVIN	ST	13 / 2.5	0.8	1.7	3.5	2.5	157 / 4.6	3.3	4.6	21 / 243	A	KVIN
10	KABX-F	O	13 / 2.5	2.8	1.3	1.9	3.7	194 / 5.6	8.1	5.2	32 / 516	A	KABX-F
12	KNBR	SPRTS	12 / 2.3	1.0	1.9	2.0	2.1	221 / 6.4	3.6	6.0	46 / 733		KNBR
13	KRVR-F	J	11 / 2.1	3.3	2.5	2.6	3.3	114 / 3.3	7.2	7.2	22 / 318	A	KRVR-F
14	KHTN-F	CHR	10 / 1.9	2.2	2.9	3.0	4.1	321 / 9.3	8.8	10.7	50 / 926	B	KHTN-F

12+ FM Share (Metro): 86.84% (363 of 418) (Spring 99: 86.58%)

Teens	18-34	18-49	25-49	25-54	35+	12+ AMD	12+ Mid	12+ PMD	12+ Eve	12+ Wknd
1	KATM-F	1 KATM-F	1 KATM-F	1 KATM-F	1 KATM-F	1 KATM-F	1 KATM-F	1 KATM-F	1 KATM-F	1 KATM-F
2	KWIN-F	1 KOSO-F	2 KOSO-F	2 KHKK-F	2 KJSN-F	2 KJSN-F	2 KJSN-F	2 KHKK-F	2 KWNN-F	2 KWNN-F
3	KATM-F	3 KWNN-F	3 KHKK-F	3 KOSO-F	3 KHKK-F	3 KHKK-F	3 KOSO-F	2 KJSN-F	3 KHOP-F	3 KHKK-F
4	KOSO-F	4 KHOP-F	4 KJSN-F	4 KJSN-F	4 KOSO-F	4 KHOP-F	4 KHKK-F	4 KOSO-F	3 KKME-F	4 KOSO-F
5	KHKK-F	5 KHOP-F	5 KHOP-F	5 KHOP-F	5 KVIN	5 KHKK-F	5 KWNN-F	5 KWNN-F	5 KWIN-F	5 KJSN-F
5	KKME-F	6 KWNN-F	6 KNTO-F	6 KKME-F	6 KABX-F	6 KWNN-F	6 KHOP-F	6 KHOP-F	5 KHKK-F	6 KHOP-F
5	KJSN-F	7 KKME-F	7 KKME-F	6 KNTO-F	7 KNBR	7 KFIV	7 KHTK	7 KKME-F	7 KJSN-F	7 KKME-F
8	KHTK	8 KNTO-F	8 KNBR	8 KNBR	7 KNTO-F	7 KZMS-F	8 KNTO-F	8 KWIN-F	8 KOSO-F	7 KNTO-F
9	KNBR	9 KNBR	9 KWNN-F	9 KABX-F	7 KKME-F	9 KVIN	9 KVIN	9 KNBR	9 KHTN-F	9 KVIN
10	KHTK	10 KHTK	10 KHTK	10 KWNN-F	7 KRVR-F	9 KNBR	10 KKME-F	10 KNTO-F		
						9 KABX-F	10 KABX-F			

Wom 18-24	Wom 18-34	Wom 25-34	Wom 18-49	Wom 25-54	Men 18-24	Men 18-34	Men 25-34	Men 18-49	Men 25-54	12+ Ovrnite
1	KWNN-F	1 KOSO-F	1 KATM-F	1 KATM-F	1 KWNN-F	1 KHOP-F	1 KHOP-F	1 KHKK-F	1 KHKK-F	1 KATM-F
2	KOSO-F	2 KATM-F	2 KATM-F	2 KOSO-F	2 KJSN-F	2 KHOP-F	2 KHTK	2 KATM-F	1 KATM-F	2 KKME-F
2	KATM-F	3 KWNN-F	3 KWNN-F	3 KJSN-F	3 KKME-F	2 KHKK-F	3 KHKK-F	3 KHOP-F	3 KHOP-F	3 KJSN-F
4	KJSN-F	4 KJSN-F	4 KNTO-F	4 KWNN-F	4 KHKK-F	2 KHTK	4 KATM-F	4 KNBR	4 KNBR	4 KHKK-F
4	KHTN-F	5 KKME-F	4 KKME-F	5 KHKK-F	4 KHTN-F	5 KATM-F	5 KNBR	5 KWNN-F	5 KNTO-F	
6	KHTN-F	4 KJSN-F	5 KKME-F	6 KABX-F	4 KOSO-F	6 KKME-F	5 KNTO-F	5 KNTO-F	6 KJSN-F	
6	KNTO-F		7 KNTO-F	7 KNTO-F	4 KRVR-F	6 KOSO-F	7 KKME-F	7 KHTK	7 KOSO-F	
				7 KWNN-F			7 KHTK	7 KOSO-F	7 KHTK	
				9 KMXX-F			7 KOSO-F	9 KKME-F	9 KKME-F	

Other Rated Stations				Metro Share	Cume Rating	TSA AQH	Cume	Other Rated Stations--Outside Market				Metro Share	Cume Rating	TSA AQH	Cume
KEJC-F	C/O	93.9	Modesto	1.3	4.4	21	363	KCBS	N/T	740	San Francisco	1.3	4.9	27	577
KESP	SPRTS	970	Modesto	0.6	2.1	5	99	KCIV-F	REL	99.9	Mt. Bullion	1.1	2.7	9	174
KFIV	T	1360	Modesto	1.3	4.3	10	222	KHTK	SPRTS	1140	Sacramento	1.7	2.1	26	280
KTDO-F	SP-C	98.9	Columbia	1.1	2.6	9	130	KIBG-F	AC	106.3	Merced	0.4	2.0	9	240
KTRB	N	860	Modesto	0.4	1.8	3	106	KLOQ-F	SP-R	98.7	Winton	0.4	1.3	10	186
KZMS-F	SP-C	97.1	Patterson	1.5	4.2	14	309	KMIX-F	SP-C	100.9	Tracy	1.5	6.0	26	480
								KMJ	N/T	580	Fresno	0.4	1.7	9	188
								KSTN-F	SP	107.3	Stockton	0.6	1.7	14	260
								KUBB-F	C	96.3	Mariposa	0.4	3.1	17	444

MODESTO

Consolidation Report	12+	25-54	Revenue	Format Performance	AM	FM	Total	%	Yr. Ago
Citadel KATM-FM, KDJK-FM, KESP-AM, KHKK-FM, KHOP-FM	25.2 %	29.9 %	50.6 %	AC	0 (0)	78 (3)	78 (3)	18.7 %	17.1 %
Clear Channel KFIV-AM, KJSN-FM, KKME-FM, KOSO-FM	19.2 %	21.7 %	28.4 %	AOR/Classic/NR	0 (0)	59 (3)	59 (3)	14.1 %	14.1 %
Entravision KTDO-FM, KZMS-FM	2.7 %	3.5 %	4.4 %	Black/Urban	0 (0)	18 (1)	18 (1)	4.3 %	3.5 %
				CHR	0 (0)	56 (3)	56 (3)	13.4 %	14.5 %
				Classical	0 (0)	0 (0)	0 (0)	0.0 %	0.0 %
				Country	0 (0)	79 (3)	79 (3)	18.9 %	17.1 %
				Full Service	0 (0)	0 (0)	0 (0)	0.0 %	0.0 %
				Hispanic	0 (0)	43 (6)	43 (6)	10.3 %	13.1 %
				Jazz	0 (0)	11 (1)	11 (1)	2.6 %	3.0 %
				News/Talk	18 (4)	0 (0)	18 (4)	4.3 %	7.8 %
				Oldies	0 (0)	13 (1)	13 (1)	3.1 %	2.5 %
				Others/Unknown	0 (0)	0 (0)	0 (0)	0.0 %	0.0 %
				Religion/Gospel	0 (0)	6 (1)	6 (1)	1.4 %	1.6 %
				Soft AC	0 (0)	0 (0)	0 (0)	0.0 %	0.0 %
				Sports	24 (3)	0 (0)	24 (3)	5.7 %	3.7 %
				Standards/EZ	13 (1)	0 (0)	13 (1)	3.1 %	2.1 %
				Totals	55 (8)	363 (22)	418 (30)		

AM Stations

KVIN	1390	5 kw (DA-2)	Standards	Westwd	\$ NA	Allied	KRVR-F	Turlock
------	------	-------------	-----------	--------	-------	--------	--------	---------

FM Stations

KATM	103.3	50 kw @ 500	Country	ABC	\$100.00	Mc-Guild	Citadel	Modesto
KDJK	103.9	0.071 kw @ 2047	See KHKK-F					Mariposa
KHKK	104.1	50 kw @ 500	Classic AOR		\$50.00	Mc-Guild	Citadel	Modesto
KHOP	95.1	29.5 kw @ 633	AOR/Classic AOR		\$50.00	Mc-Guild	Citadel	Oakdale
KJSN	102.3	6 kw @ 298	AC		\$42.00	Eastman	Clear Channel	Modesto
KKME	96.7	1.5 kw @ 466	Black Oldies		\$ NA	Katz	Clear Channel	Manteca
KNTD	95.9	3 kw @ 300	Hispanic Regional		\$ NA	Caballero		Livingston
KOSO	93.1	2.95 kw @ 1790	AC/CHR		\$51.00	Katz	Clear Channel	Patterson
KRVR	105.5	1 kw @ 781	Jazz		\$ NA	Allied	KVIN	Copperopolis
KWNN	98.3	2 kw @ 390	CHR		\$31.00	Katz	Silverado	Turlock

Notes: Other ranked stations -- See San Francisco, Sacramento, Stockton, or in the Spring 2000 American Radio Small Market edition. Merced . . . 3/00 KANM (970) changed calls to KESP ("ESPN Radio"); remains Sports . . . 4/00 KLOC (920; Ceres), KTDO-F and KZMS-F sold by Z-Spanish to Entravision as part of a \$475,000,000 group transaction . . . 6/00 KLOC transferred to Z-Spanish Trust

MONMOUTH-OCEAN

Abitron Rank 47 **Pop (12+)** 942,100
MSA Rank: NA
MSA Pop: NA
DMA: 1 (New York)
Average Persons Rating: 15.5
Market TSL In Hours 20.50

Stations 50 / 10
Diaries: 1,426 / 661:1 / 53.0%
Sample Target: 1,470
% Below Line: 63.1
% Not Listed: 8.7
Pop per Station: 94,210

Last Year's Revenue: NA
Household Income: \$56,350
Total Retail Sales: \$11.3 Bil.
#1 Biller: NA
#1 Billing Portfolio NA

12+ Metro	Format	Spring 00 1/4 Share	Fall 99	Spg 99	Fall 98	Spg 98	12+ Metro Cume / Rtg	Fall 99	Spg 99	12+ TSA AQH / Cume	Revenue Level	
1	WKXW-F	T	86 / 5.9	5.7	5.8	6.2	5.5	1697 / 18.0	19.9	18.9	86 / 1697	WKXW-F
2	WOBM	ST	69 / 4.7	3.7	2.2	2.9	3.8	678 / 7.2	7.6	6.3	69 / 678	WOBM
3	WXRK-F	T/NR	67 / 4.6	4.8	5.2	4.9	5.0	1249 / 13.3	13.7	14.0	67 / 1249	WXRK-F
3	WOBM-F	AC	67 / 4.6	4.8	4.2	4.0	3.0	833 / 8.8	10.7	10.8	67 / 833	WOBM-F
5	WAXQ-F	CL AOR	64 / 4.4	3.2	2.6	2.7	2.3	929 / 9.9	9.2	8.6	64 / 929	WAXQ-F
6	WRAT-F	AOR	63 / 4.3	4.7	2.7	4.3	3.0	825 / 8.8	9.8	7.9	63 / 825	WRAT-F
7	WFAN	SPRTS	55 / 3.8	3.7	3.3	4.4	3.4	922 / 9.8	12.4	10.1	55 / 922	WFAN
8	WLTW-F	SAC	54 / 3.7	3.0	3.4	4.3	3.8	962 / 10.2	9.7	9.6	54 / 962	WLTW-F
9	WWZY-F	C	52 / 3.6	4.1	3.6	4.5	2.8	835 / 8.9	8.1	7.4	52 / 835	WWZY-F
10	WCBS-F	O	50 / 3.4	3.2	3.1	3.5	2.7	683 / 7.3	7.7	6.8	50 / 683	WCBS-F
11	WABC	T	47 / 3.2	3.2	3.3	4.5	5.1	885 / 9.4	9.2	9.7	47 / 885	WABC
12	WJLK-F	AC	45 / 3.1	3.0	3.7	3.2	3.4	964 / 10.2	9.2	11.7	45 / 964	WJLK-F
13	WPLJ-F	CHR/AC	41 / 2.8	2.8	3.0	3.2	3.8	1049 / 11.1	12.4	14.0	41 / 1049	WPLJ-F
14	WCBS	N	40 / 2.7	2.6	2.6	1.9	2.8	936 / 9.9	10.4	10.9	40 / 936	WCBS
15	WBBO-F	CHR	39 / 2.7	2.9	3.0	2.9	2.8	900 / 9.5	10.2	9.1	39 / 900	WBBO-F
15	WHTZ-F	CHR	39 / 2.7	3.0	3.0	3.2	3.1	1110 / 11.8	11.6	11.8	39 / 1110	WHTZ-F
17	WOHT-F	U/CHR	37 / 2.5	2.3	1.6	1.8	2.2	590 / 6.3	7.4	5.8	37 / 590	WOHT-F
18	WOR	T	33 / 2.3	4.5	4.8	3.3	4.0	539 / 5.7	8.1	8.9	33 / 539	WOR
19	WKTU-F	CHR/U	32 / 2.2	2.8	2.8	2.0	3.0	803 / 8.5	9.9	10.9	32 / 803	WKTU-F
20	WNEW-F	T	30 / 2.1	1.9	2.3	2.7	2.4	496 / 5.3	6.7	9.1	30 / 496	WNEW-F
20	WJRZ-F	C	30 / 2.1	1.2	2.1	1.6	1.6	448 / 4.8	4.4	4.5	30 / 448	WJRZ-F
22	WQCD-F	J	28 / 1.9	1.7	1.5	0.9	1.7	538 / 5.7	6.6	4.9	28 / 538	WQCD-F
23	WHTG-F	AOR	20 / 1.4	1.0	1.8	1.0	1.1	483 / 5.1	3.8	5.6	20 / 483	WHTG-F
23	WQXR-F	CL	20 / 1.4	1.4	1.8	1.5	1.6	369 / 3.9	4.3	3.8	20 / 369	WQXR-F
25	WTJM-F	B/O	18 / 1.2	1.7	1.0	0.8	0.9	499 / 5.3	5.4	5.7	18 / 499	WTJM-F
25	WADB	ST	18 / 1.2	1.2	2.8	1.5	1.6	280 / 3.0	2.8	2.9	18 / 280	WADB
27	WOGL-F	O	14 / 1.0	0.6	0.7	0.5	0.7	280 / 3.0	2.4	3.1	14 / 280	WOGL-F

12+ FM Share (Metro): 78.81% (1049 of 1331) (Spring 99: 77.45%)

Teens	18-34	18-49	25-49	25-54	35+	12+ AMD	12+ Mid	12+ PMD	12+ Eve	12+ Wknd	
1	WBBO-F	1 WRAT-F <	1 WRAT-F	1 WAXQ-F <	1 WAXQ-F <	1 WKXW-F	1 WXRK-F >	1 WOBM-F	1 WNEW-F	1 WRAT-F <	1 WOBM <
1	WHTZ-F	2 WXRK-F >	1 WAXQ-F	2 WRAT-F <	2 WRAT-F <	2 WOBM	2 WKXW-F >	2 WAXQ-F <	2 WKXW-F <	2 WABC	2 WKXW-F
3	WOHT-F >>	3 WAXQ-F	1 WXRK-F >	3 WXRK-F	3 WXRK-F <	3 WOBM-F	3 WOBM	3 WKXW-F	3 WRAT-F	2 WOHT-F	3 WRAT-F <
4	WXRK-F	4 WPLJ-F	4 WOBM-F <	4 WOBM-F	4 WKXW-F <	4 WCBS-F <	4 WCBS <	4 WLTW-F <	4 WAXQ-F	4 WBBO-F	4 WAXQ-F <
		4 WOHT-F	5 WJLK-F <	4 WKXW-F <	5 WOBM-F <	5 WFAN <	5 WOBM-F <	5 WOBM <	4 WFAN	4 WAXQ-F <	5 WOBM-F <
6	WKTU-F <	6 WKXW-F	6 WWZY-F <	6 WWZY-F <	6 WABC	6 WRAT-F <	6 WCBS-F <	6 WOBM	6 WFAN <	6 WLTW-F <	6 WLTW-F <
7	WNEW-F	6 WPLJ-F	7 WPLJ-F <	7 WLTW-F <	6 WWZY-F <	7 WWZY-F <	7 WABC <	7 WOBM-F <	7 WHTZ-F <	7 WBBO-F <	7 WBBO-F <
7	WJLK-F	6 WWZY-F <	8 WJLK-F	8 WFAN <	8 WLTW-F <	8 WFAN <	8 WWZY-F <	8 WLTW-F <	8 WOBM-F	8 WOBM-F	8 WFAN
9	WOBM-F <	9 WLTW-F <	8 WLTW-F	9 WJLK-F <	9 WAXQ-F	9 WOR <	9 WRAT-F <	8 WPLJ-F <	9 WCBS-F	8 WXRK-F	8 WXRK-F
10	WHTG-F <	10 WFAN	10 WFAN	10 WCBS-F	10 WCBS		10 WFAN	10 WWZY-F	9 WKXW-F	8 WWZY-F	8 WWZY-F
				10 WPLJ-F >			10 WJLK-F	10 WCBS-F <		8 WHTZ-F <	8 WHTZ-F <

Wom 18-24	Wom 18-34	Wom 25-34	Wom 18-49	Wom 25-54	Men 18-24	Men 18-34	Men 25-34	Men 18-49	Men 25-54	12+ Ovrnite	
1	WAXQ-F	1 WPLJ-F	1 WPLJ-F >	1 WOBM-F	1 WLTW-F	1 WXRK-F <	1 WRAT-F	1 WRAT-F >	1 WRAT-F <	1 WRAT-F <	1 WOBM
2	WOHT-F	2 WKTU-F <	2 WJLK-F	1 WLTW-F <	1 WOBM-F	2 WRAT-F >	2 WXRK-F >>	2 WXRK-F >>	2 WXRK-F	2 WXRK-F	2 WOR
3	WKTU-F	3 WAXQ-F	3 WLTW-F	3 WJLK-F	3 WJLK-F <	3 WOHT-F >	3 WAXQ-F	3 WFAN	3 WAXQ-F	2 WAXQ-F <	3 WKXW-F
4	WXRK-F	4 WXRK-F	3 WKTU-F	4 WPLJ-F	4 WKXW-F	4 WJLK-F	3 WOHT-F	3 WAXQ-F	4 WFAN >	4 WFAN >	4 WABC
4	WBBO-F	4 WJLK-F	5 WXRK-F	4 WAXQ-F <	5 WWZY-F	5 WAXQ-F	5 WNEW-F <	5 WNEW-F >>	5 WNEW-F	5 WWZY-F	5 WCBS
4	WHTG-F	4 WHTG-F	5 WHTG-F	6 WKXW-F <	5 WPLJ-F	5 WNEW-F	6 WFAN >	5 WWZY-F	6 WCBS-F	6 WCBS-F	
4	WHTZ-F	7 WLTW-F	7 WWZY-F	7 WHTZ-F	7 WAXQ-F <	7 WJLK-F	7 WJLK-F	7 WKXW-F <	6 WKXW-F <	6 WKXW-F <	
4	WOBM-F	8 WOBM-F	7 WOBM-F	8 WKTU-F <	8 WCBS-F	8 WKTU-F	8 WKTU-F	8 WOHT-F	8 WNEW-F <	8 WNEW-F <	
4	WNEW-F	8 WHTZ-F	7 WOBM-F	8 WHTZ-F	9 WWZY-F <	8 WOBM-F	8 WOBM-F	8 WPLJ-F	9 WJRZ-F	9 WJRZ-F	
		8 WOHT-F	7 WRAT-F	10 WBBO-F	10 WQCD-F			10 WOBM-F	10 WABC	10 WABC	
		8 WBBO-F		10 WKTU-F <				10 WCBS-F <	10 WPLJ-F <	10 WPLJ-F <	

MONMOUTH-OCEAN

Other Rated Stations				Metro Share	Cume Rating	TSA AQH Cume	
WBHX-F	CL AOR	99.7	Tuckerton	0.6	0.8	9	74

Other Rated Stations--Outside Market				Metro Share	Cume Rating	TSA AQH Cume	
WAWZ-F	REL	99.1	Zarephath	0.8	2.0	11	192
WAYV-F	AC/CHR	95.1	Atlantic City	0.3	1.5	5	138
WBBR	N	1130	New York	0.5	2.0	7	186
WBEB-F	AC	101.1	Philadelphia	0.3	1.1	5	102
WBLS-F	B/AC	107.5	New York	0.8	2.8	11	267
WDHA-F	AOR	105.5	Dover	0.5	1.7	7	161
WFME-F	REL	94.7	Newark	0.4	1.0	6	90
WFPG-F	AC	96.9	Atlantic City	0.8	1.3	11	124
WHLI	ST	1100	Hempstead, NY	0.5	1.1	7	103
WINS	N	1010	New York	0.4	2.8	6	268
WIOQ-F	CHR	102.1	Philadelphia	0.3	2.5	5	232
WJZ-F	J	106.1	Philadelphia	0.8	1.8	12	166
WLCE-F	CL HITS	104.5	Philadelphia	0.3	1.2	5	115
WMGK-F	CL HITS	102.9	Philadelphia	0.5	1.6	7	152
WMGM-F	CL AOR	103.7	Atlantic City	0.5	1.2	8	114
WMGQ-F	AC	98.3	New Brunswick	0.5	1.1	8	105
WMMR-F	AOR	93.3	Philadelphia	0.5	2.3	7	213
WNJO-F	O	94.5	Trenton	0.6	1.2	9	112
WPAT-F	SP-C	93.1	Paterson	0.3	1.2	5	118
WPST-F	CHR	97.5	Trenton	0.5	3.3	8	310
WRKS-F	B/AC	98.7	New York	0.6	2.2	9	205
WYSP-F	T/CL AOR	94.1	Philadelphia	0.3	1.8	5	169

Consolidation Report	12+	25-54	Revenue
Nassau WADB-AM, WBBO-FM, WJLK-FM, WOBBM-AM, WOBBM-FM	16.3 %	12.5 %	%
New Jersey, pend. WJRZ-FM, WRAT-FM	6.4 %	8.5 %	%
	22.7 %	21.0 %	%

Format Performance	AM	FM	Total	%	Yr. Ago
AC	0 (0)	141 (6)	141 (6)	10.6 %	11.6 %
AOR/Classic/NR	0 (0)	250 (9)	250 (9)	18.8 %	18.2 %
Black/Urban	0 (0)	75 (4)	75 (4)	5.6 %	4.6 %
CHR	0 (0)	164 (6)	164 (6)	12.3 %	14.5 %
Classical	0 (0)	20 (1)	20 (1)	1.5 %	1.9 %
Country	0 (0)	82 (2)	82 (2)	6.2 %	6.7 %
Full Service	0 (0)	0 (0)	0 (0)	0.0 %	0.0 %
Hispanic	0 (0)	5 (1)	5 (1)	0.4 %	2.0 %
Jazz	0 (0)	40 (2)	40 (2)	3.0 %	1.6 %
News/Talk	133 (5)	116 (2)	249 (7)	18.7 %	19.5 %
Oldies	0 (0)	85 (5)	85 (5)	6.4 %	5.3 %
Others/Unknown	0 (0)	0 (0)	0 (0)	0.0 %	0.0 %
Religion/Gospel	0 (0)	17 (2)	17 (2)	1.3 %	1.4 %
Soft AC	0 (0)	54 (1)	54 (1)	4.1 %	3.7 %
Sports	55 (1)	0 (0)	55 (1)	4.1 %	3.7 %
Standards/EZ	94 (3)	0 (0)	94 (3)	7.1 %	5.4 %
Totals	282 (9)	1049 (41)	1331 (50)		

AM Stations

WADB	1310	2.5 kw/1 kw (DA-2)	Standards	Westwd	Katz	Nassau	Asbury Park
WOBBM	1160	5 kw/8.9 kw (DA-2)	Standards	Westwd	Katz	Nassau	Lakewood

FM Stations

WBBO	98.5	6 kw @ 328	CHR		Katz	Nassau	Ocean Acres
WHTG	106.3	3.9 kw @ 233	New Rock		Allied	Press, pend.	Eatontown
WJLK	94.3	3 kw @ 328	AC	Westwd	Katz	Nassau	Asbury Park
WJRZ	100.1	1.6 kw @ 450	Country	AP, Jones	Christal	New Jersey, pend.	Manahawkin
WOBBM	92.7	1.4 kw @ 485	AC		Katz	Nassau	Lakewood
WRAT	95.9	4 kw @ 240	AOR		Katz	New Jersey	Pt. Pleasant
WWZY	107.1	2.3 kw @ 371	Country		--	Big City	Long Branch

Notes: Other ranked stations -- See New York, Philadelphia or, in the Spring 2000 American Radio Small Market edition, Trenton, NJ . . . The market's Total and Metro survey areas are the same . . . No revenue data are available . . . 5/00 WHTG (1410; Eatontown) and WHTG-F sold to Press Communications for \$15,000,000 (Media Svcs) . . . 6/00 WJRZ-F sold to New Jersey Broadcasters for \$6,500,000 (Patrick) . . . 6/00 WJRZ-F changed from Country to Oldies

MONTEREY-SALINAS-SANTA CRUZ

Arbltron Rank: 74 **Pop (12+):** 546,300
MSA Rank: 126-Sal.-Mont.; 174-Sla. Cruz
MSA Pop: 646,000
DMA: 102
Average Persons Rating: 15.9
Market TSL In Hours: 21.25

Stations: 46 / 28
Diarles: 1,575/ 347:1/ 50.4%
Sample Target: 1,650
% Below Line: 25.4
% Not Listed: 13.7
Pop per Station: 21,012

Last Year's Revenue: \$17,500,000
Household Income: \$54,589
Total Retail Sales: \$5.6 Bil
#1 Biller: KTOM-F \$2,070,000
#1 Billing Portfolio
Clear Channel \$6,000,000

12+ Metro	Format	Spring 00 1/4 Share	Win 00	Fall 99	Sum 99	Spg 99	4-Book Avg.	12+ Metro Cume / Rtg.	Fall 99	Spg 99	12+ TSA AQH / Cume	Revenue Level		
1	KDON-F	CHR/U	77 / 8.9	8.8	8.2	7.0	7.3	8.2	1183 / 21.7	22 3	21 5	80 / 1280	D	KDON-F
2	KGO	T	46 / 5.3	6.4	5.8	6.8	4.8	6.1	677 / 12.4	13 0	12 3	53 / 733		KGO
3	KZOL-FF	SP-R	45 / 5.2	5.7	4.3	5.1	3.7	5.1	424 / 7.8	7 6	9 1	50 / 492	B+	KZOL-FF
4	KWAV-F	AC	42 / 4.8	5.0	6.4	3.7	5.6	5.0	603 / 11.0	11 4	11 6	42 / 603	C	KWAV-F
5	KTOM-F	C	40 / 4.6	5.2	5.3	5.0	5.9	5.0	525 / 9.6	11.7	12 0	44 / 600	D	KTOM-F
6	KOCN-F	O	38 / 4.4	3.8	2.6	3.5	3.5	3.6	529 / 9.7	8 7	10 5	38 / 538	C	KOCN-F
7	KBOQ-F	CL	34 / 3.9	3.9	4.7	4.2	3.8	4.2	477 / 8.7	9.5	9 7	38 / 491	B	KBOQ-F
8	KIDD	ST	33 / 3.8	3.9	3.3	3.6	3.4	3.7	364 / 6.7	6.5	5 3	35 / 377	A	KIDD
9	KCOU-FF	AC-NR	30 / 3.5	3.4	3.3	2.9	3.7	3.3	656 / 12.0	12 1	13 4	34 / 708	A	KCOU-FF
9	KPIG-F	AOR-P	30 / 3.5	3.4	4.5	5.0	3.2	4.1	483 / 8.8	10 0	6 7	31 / 498	C	KPIG-F
11	KLOK-F	SP-R	28 / 3.2	3.0	3.5	4.1	4.8	3.5	376 / 6.9	6 8	7 7	28 / 376	C	KLOK-F
12	KBTU-F	CHR/U	27 / 3.1	2.9	2.7	3.6	4.5	3.1	498 / 9.1	10.4	11 2	29 / 536	A	KBTU-F
13	KSJO-F	AOR	24 / 2.8	2.8	2.0	1.2	1.3	2.2	432 / 7.9	5 9	3 3	28 / 525		KSJO-F
14	KSEA-F	SP-R	21 / 2.4	3.1	1.6	3.0	3.0	2.5	333 / 6.1	4 7	5 5	21 / 333	A	KSEA-F
15	KRAY-F	SP-C	20 / 2.3	2.6	2.2	2.8	3.2	2.5	353 / 6.5	6 5	8 0	20 / 353	B*	KRAY-F
15	KNBR	SPRTS	20 / 2.3	1.4	1.6	1.8	2.0	1.8	341 / 6.2	4 8	5 5	22 / 376		KNBR
15	KBRG-F	SP-C	20 / 2.3	2.9	2.4	1.6	1.8	2.3	310 / 5.7	6 7	3 8	21 / 342		KBRG-F
18	KMBY-F	AOR-NR	19 / 2.2	1.8	1.8	2.5	2.6	2.1	355 / 6.5	7 3	6 1	19 / 362	A	KMBY-F
19	KSCO	T	16 / 1.8	1.3	2.3	1.7	2.0	1.8	282 / 5.2	6 7	4 8	16 / 282	B	KSCO
20	KCBS	N/T	13 / 1.5	2.0	2.0	1.6	2.0	1.8	381 / 7.0	7 8	6 4	14 / 425		KCBS
20	KMJO-F	AOR	13 / 1.5	1.6	0.8	2.5	2.6	1.6	265 / 4.9	4 9	9 1	13 / 265		KMJO-F

12+ FM Share (Metro): 78.34% (586 of 748) (Spring 99: 77.92%)

Teens	18-34	18-49	25-49	25-54	35+	12+ AMD	12+ Mid	12+ PMD	12+ Eve	12+ Wknd		
1	KDON-F >>>	1	KDON-F >	1	KDON-F <	1	KDON-F <	1	KDON-F >>	1	KDON-F >>>	
2	KMBY-F	2	KZOL-FF >	2	KZOL-FF <	2	KWAV-F <	2	KGO <	2	KBOQ-F <	
3	KLOK-F	3	KWAV-F <	3	KWAV-F	3	KZOL-FF	3	KGO <	3	KZOL-FF <	
4	KCOU-FF	4	KSJO-F <	4	KCOU-FF	4	KOCN-F	4	KTOM-F <	4	KCOU-FF	
		5	KBTU-F	4	KPIG-F	4	KPIG-F	5	KWAV-F	5	KBOQ-F <	
		5	KCOU-FF	4	KTOM-F <	6	KTOM-F <	6	KOCN-F	5	KCOU-FF <	
		7	KLOK-F	7	KBTU-F <	7	KSJO-F	7	KIDD	6	KMBY-F	
		7	KSEA-F <	8	KSJO-F	8	KCOU-FF <	8	KZOL-FF	7	KBTU-F <	
		9	KMBY-F	8	KOCN-F <	9	KBTU-F	9	KBOQ-F <	8	KPIG-F	
		9	KTOM-F	10	KSEA-F	10	KSEA-F <	9	KGO	9	KNBR <	
											9	KOCN-F <
											9	KTOM-F <
											10	KWAV-F <
											9	KGO <

Wom 18-24	Wom 18-34	Wom 25-34	Wom 18-49	Wom 25-54	Men 18-24	Men 18-34	Men 25-34	Men 18-49	Men 25-54	12+ Ovrnite	
1	KDON-F >	1	KDON-F >	1	KDON-F >>>	1	KDON-F	1	KZOL-FF	1	KGO >>>
2	KCOU-FF >	2	KWAV-F	2	KWAV-F	2	KBTU-F	2	KZOL-FF	2	KPIG-F <
3	KBTU-F >	3	KZOL-FF	2	KZOL-FF >	3	KZOL-FF	3	KSJO-F >>>	3	KWAV-F
4	KWAV-F	4	KCOU-FF	4	KTOM-F	4	KWAV-F	4	KWAV-F	4	KSJO-F
4	KMBY-F	5	KTOM-F	5	KBTU-F	5	KOCN-F	4	KZOL-FF	5	KDON-F
4	KRAY-F	6	KBTU-F	5	KSEA-F	5	KTOM-F <	6	KCOU-FF	4	KLOK-F
4	KSEA-F	6	KSEA-F	5	KCOU-FF	7	KBTU-F	6	KPIG-F	4	KZOL-FF >
4	KTOM-F	8	KBRG-F	5	KBRG-F	7	KBRG-F	6	KPIG-F	4	KZOL-FF >
4	KBRG-F	9	KLOK-F	9	KPIG-F	9	KBTU-F	7	KRAY-F	7	KCOU-FF
4	KZOL-FF >>	9	KRAY-F	9	KSEA-F	9	KGO	7	KSEA-F	5	KOCN-F <
		9	KTGE							7	KBTU-F
										7	KWAV-F
										7	KTOM-F
										8	KNOB
										8	KLOK-F

MONTEREY-SALINAS-SANTA CRUZ

Other Rated Stations				Metro Share	Cume Rating	TSA AQH	Cume
KCTY	SP	980	Salinas	0.3	1.0	3	56
KKMC	REL	880	Gonzales	0.5	0.8	4	44
KLXM-F	B/O	97.9	Salinas	0.6	2.9	5	156
KRKC-F	AC	102.1	King City	0.5	1.2	5	71
KRML	J	1410	Carmel	0.5	0.9	4	51
KSES-F	SP-C	107.1	Seaside	1.3	4.3	11	236
KTEE-F	AOR-P	103.9	Seaside	1.2	2.7	10	145
KTGE	SP-R	1570	Salinas	1.2	3.2	10	176
KTOM	C/O	1380	Salinas	0.1	0.9	1	48
KZSL-F	SP-VA	93.9	King City	0.9	1.9	8	103

Consolidation Report	12+	25-54	Revenue
Clear Channel	19.5 %	18.7 %	34.3 %
KDON-FM, KMJO-FM, KOCN-FM, KTOM-AM, KTOM-FM, KTX-AM			
Entravision, pend.	7.7 %	7.6 %	14.9 %
KLOK-FM, KRAY-FM, KSES-AM, KSES-FM, KZSL-FM			
New Wave	12.3 %	13.2 %	10.3 %
KBTU-FM, KCDU-FM, KHIP-FM, KMBY-FM, KPIG-FM			
	39.5 %	39.5 %	59.5 %

Other Rated Stations--Outside Market				Metro Share	Cume Rating	TSA AQH	Cume
KARA-F	AC	105.7	Santa Clara	0.7	1.8	6	97
KBAY-F	SAC	94.5	Gilroy	1.4	3.4	13	204
KFOG-F	AOR-P	104.5	San Francisco	0.6	1.6	5	104
KFRC-AF	O	610	San Francisco	0.3	0.9	6	64
KITS-F	AOR-NR	105.3	San Francisco	0.3	1.3	3	73
KMPG	SP-C	1520	Hollister	0.3	0.6	4	59
KOIT-AF	SAC	96.5	San Francisco	0.3	0.9	3	54
KRTY-F	C	95.3	Los Gatos	0.3	1.3	3	70
KSFO	T	560	San Francisco	0.7	1.4	6	78
KUFX-F	CL AOR	98.5	San Jose	0.9	3.7	8	234

Format Performance	AM	FM	Total	%	Yr. Ago
AC	0 (0)	82 (4)	82 (4)	11.0 %	12.1 %
AOR/Classic/NR	0 (0)	112 (8)	112 (8)	15.0 %	12.9 %
Black/Urban	0 (0)	0 (0)	0 (0)	0.0 %	0.0 %
CHR	0 (0)	104 (2)	104 (2)	13.9 %	13.6 %
Classical	0 (0)	34 (1)	34 (1)	4.5 %	4.4 %
Country	1 (1)	43 (2)	44 (3)	5.9 %	7.2 %
Full Service	0 (0)	0 (0)	0 (0)	0.0 %	0.0 %
Hispanic	16 (3)	158 (9)	174 (12)	23.3 %	26.2 %
Jazz	4 (1)	0 (0)	4 (1)	0.5 %	0.4 %
News/Talk	81 (4)	0 (0)	81 (4)	10.8 %	10.5 %
Oldies	3 (1)	38 (1)	41 (2)	5.5 %	4.1 %
Others/Unknown	0 (0)	0 (0)	0 (0)	0.0 %	0.0 %
Religion/Gospel	4 (1)	0 (0)	4 (1)	0.5 %	0.6 %
Soft AC	0 (0)	15 (2)	15 (2)	2.0 %	1.8 %
Sports	20 (1)	0 (0)	20 (1)	2.7 %	2.3 %
Standards/EZ	33 (1)	0 (0)	33 (1)	4.4 %	3.9 %
Totals	162 (13)	586 (29)	748 (42)		

AM Stations

KIDD	630	1 kw (DA-2)	Standards	Westwd, CNN	\$<20.00	D&R	Buckley	Monterey
KSCO	1080	10 kw/5 kw (DA-N)	Talk	AP	\$<20.00	--		Santa Cruz

FM Stations

KBOO	95.5	1.7 kw @ 630	Classical	\$30.00	Mc-Guild		Carmel
KBTU	101.7	2.4 kw @ 528	Dance CHR	\$<20.00	Mc-Guild	New Wave	Carmel
KCDU	93.5	0.11 kw @ 2296	Modern AC	\$ NA	Mc-Guild	New Wave	Hollister
KDON	102.5	18.5 kw @ 2270	CHR	\$40.00	Clr Chnl	Clear Channel	Salinas
KHIP	93.7	0.028 kw @ 1260	Simul. KCDU-F				Felton
KLOK	99.5	30 kw @ 640	Hispanic-Regional	\$<20.00	Caballero	Entravision	Greenfield
KMBY	104.3	6 kw @ 328	AOR-New Rock	\$<20.00	Mc-Guild	New Wave	Gonzales
KMJO	92.7	6.9 kw @ 620	AOR (KSJO-F)	\$ NA	Eastman	Clear Channel	Marina
KOCN	105.1	1.8 kw @ 600	Oldies	Westwd \$31.00	Clr Chnl	Clear Channel	Pacific Grove
KPIG	107.5	2.85 kw @ 335	Progressive AOR	\$27.00	Mc-Guild	New Wave	Freedom
KRAY	103.5	2.5 kw @ 512	Hispanic-Regional	\$<20.00	Lotus	Entravision, pend.	Salinas
KSEA	107.9	0.87 @ 1637	Hispanic-Regional	\$ NA	--		Greenfield
KTOM	100.7	1.4 kw @ 2385	Country	\$51.00	Clr Chnl	Clear Channel	Salinas
KWAV	96.9	18 kw @ 2450	AC	AP \$47.00	D&R	Buckley	Monterey

Notes: Other ranked stations -- See San Francisco or San Jose . . . * KRAY-F revenue level includes KCTY revenue; + KZOL-FF revenue level represents only revenue derived from Monterey-Salinas-Santa Cruz . . . 4/00 KCTY, KHMZ-F, KHNZ-F, KRAY-F, KTGE and KZSL-F sold by Z-Spanish to Entravision as part of a \$475,000,000 group transaction . . . 6/00 KCTY, KHMZ-F and KTGE were placed in trust

MONTGOMERY

Arbltron Rank 142 Pop (12+) 266,400	Stations 20 / 17	Last Year's Revenue: \$15,100,000
MSA Rank: 153	Diarles: 964 / 276:1 / 56.0%	Household Income: \$39,553
MSA Pop: 326,000	Sample Target: 980	Total Retail Sales: \$3.4 Bil.
DMA: 113	% Below Line: 4.8	#1 Biller: WLWI-F \$4,000,000
Average Persons Rating: 14.2	% Not Listed: 16.6	#1 Billing Portfolio
Market TSL In Hours 19.50	Pop per Station: 15,671	Cumulus \$7,270,000

12+ Metro	Format	Spring 00 1/4 Share	Fall 99	Spg 99	Fall 98	Spg 98	12+ Metro Cume / Rtg	Fall 99	Spg 99	12+ TSA AQH / Cume	Revenue Level	
1	WZHT-F	B	54 / 14.3	10.9	14.0	13.8	667 / 25.1	24.2	26.7	120 / 1310	E	WZHT-F
2	WLWI-F	C	42 / 11.1	14.4	13.1	13.1	606 / 22.7	28.6	26.0	64 / 978	F	WLWI-F
3	WXFX-F	AOR	27 / 7.1	4.5	3.9	4.4	360 / 13.5	11.2	12.5	35 / 523	C	WXFX-F
4	WJWZ-F	B	25 / 6.6	8.0	8.2	9.0	440 / 16.5	15.7	18.7	26 / 510	B	WJWZ-F
5	WMCZ-F	B/AC	22 / 5.8	5.2	5.8	6.3	365 / 13.7	11.7	12.7	23 / 371	C	WMCZ-F
5	WHHY-F	CHR	22 / 5.8	5.9	5.8	3.1	446 / 16.8	19.7	16.2	34 / 781	B	WHHY-F
7	WQLD-F	O	21 / 5.5	3.1	4.6	4.8	307 / 11.5	10.7	12.0	33 / 627	B	WQLD-F
8	WMXS-F	AC	20 / 5.3	3.8	5.3	5.3	323 / 12.1	11.3	14.9	27 / 525	C	WMXS-F
9	WBAM-F	CHR	14 / 3.7	3.3	5.3	7.5	381 / 14.3	15.2	17.8	19 / 594	C	WBAM-F
10	WXVI	B/G	9 / 2.4	4.7	2.9	4.4	116 / 4.3	6.5	6.4	9 / 119	A	WXVI
10	WKXN-F	B	9 / 2.4	1.9	1.9	1.7	145 / 5.4	5.2	6.4	22 / 278		WKXN-F
12	WQKS-F	CL HITS	8 / 2.1	2.8	1.9	2.2	219 / 8.2	7.9	8.0	11 / 262	A	WQKS-F
12	WMSP	SPRTS	8 / 2.1	1.9	3.1	1.7	126 / 4.7	6.5	6.6	12 / 188	A	WMSP

12+ FM Share (Metro): 86.39% (273 of 316) (Spring 99: 82.20%)

Teens	18-34	18-49	25-49	25-54	35+	12+ AMD	12+ Mid	12+ PMD	12+ Eve	12+ Wknd
1 WJWZ-F	1 WZHT-F >>	1 WZHT-F >	1 WZHT-F	1 WZHT-F <	1 WLWI-F >	1 WLWI-F	1 WZHT-F	1 WLWI-F <	1 WZHT-F >>	1 WZHT-F >
2 WZHT-F >	2 WJWZ-F <	2 WXFX-F <	2 WXFX-F <	2 WLWI-F	2 WZHT-F <	2 WZHT-F	1 WLWI-F >	2 WZHT-F >	2 WJWZ-F >	2 WLWI-F >
3 WHHY-F >>	3 WHHY-F <	3 WLWI-F >	3 WLWI-F >	3 WXFX-F	3 WQLD-F	3 WXFX-F	3 WXFX-F	3 WHHY-F	3 WXFX-F	3 WJWZ-F
4 WXFX-F	4 WHHY-F	4 WMCZ-F	4 WMCZ-F	4 WMCZ-F <	4 WMXS-F	4 WMCZ-F	4 WMXS-F	3 WJWZ-F <	3 WLWI-F <	4 WQLD-F <
5 WLWI-F	4 WMCZ-F <	5 WHHY-F	5 WQLD-F	5 WQLD-F >	4 WXFX-F	5 WJWZ-F	4 WHHY-F <	5 WXFX-F <	5 WHHY-F	5 WXFX-F
6 WMCZ-F	6 WJWZ-F	5 WQLD-F	6 WMXS-F <	6 WMCZ-F >	6 WMXS-F <	6 WQLD-F	6 WQLD-F	6 WQLD-F	5 WMCZ-F	5 WMXS-F <
7 WBAM-F	7 WQLD-F	7 WMXS-F	7 WHHY-F	7 WNZZ	7 WHHY-F <	7 WMCZ-F <	7 WMCZ-F	7 WMCZ-F	7 WMXS-F	7 WMCZ-F <
8 WMXS-F	8 WBAM-F	8 WBAM-F	8 WBAM-F		8 WQLD-F >	8 WLWI	8 WBAM-F <	8 WBAM-F	8 WBAM-F	8 WHHY-F
8 WBAM-F >	8 WJWZ-F				9 WBAM-F <	9 WBAM-F	9 WMXS-F >	8 WQLD-F		
						9 WJWZ-F				

Wom 18-24	Wom 18-34	Wom 25-34	Wom 18-49	Wom 25-54	Men 18-24	Men 18-34	Men 25-34	Men 18-49	Men 25-54	12+ Ovrnite
1 WZHT-F >	1 WZHT-F >>	1 WZHT-F >>>	1 WZHT-F >	1 WLWI-F	1 WZHT-F	1 WZHT-F >	1 WZHT-F >>	1 WZHT-F	1 WXFX-F	1 WZHT-F >>
2 WJWZ-F	2 WJWZ-F	2 WBAM-F	2 WLWI-F >	2 WZHT-F >	2 WJWZ-F >	2 WXFX-F	2 WXFX-F	1 WXFX-F >>	2 WZHT-F	2 WJWZ-F
3 WHHY-F >>	3 WHHY-F	2 WXFX-F	3 WHHY-F	3 WMCZ-F	3 WXFX-F	3 WHHY-F	2 WTGZ-F	3 WLWI-F	3 WLWI-F	2 WXFX-F
4 WBAM-F >>	4 WBAM-F	2 WLWI-F	3 WJWZ-F	4 WQLD-F	3 WHHY-F	3 WJWZ-F	4 WHHY-F	4 WHHY-F	4 WQLD-F	4 WLWI-F >
	5 WMCZ-F	2 WMCZ-F >	3 WMCZ-F	5 WMXS-F	3 WLWI-F	3 WLWI-F	4 WLWI-F >	4 WMCZ-F	5 WMCZ-F	
	5 WLWI-F		6 WBAM-F	5 WXFX-F	3 WMCZ-F >>	6 WMCZ-F		6 WJWZ-F	6 WTGZ-F	
			7 WMXS-F	7 WBAM-F		6 WTGZ-F		6 WTGZ-F	7 WMXS-F	
			7 WXFX-F	7 WHHY-F				8 WMSP	7 WHHY-F	
			7 WQLD-F >>					8 WQLD-F	7 WMSP >	

Other Rated Stations				Metro Share	Cume Rating	TSA AQH Cume	Other Rated Stations--Outside Market				Metro Share	Cume Rating	TSA AQH Cume
WACV	T	1170	Montgomery	1.8	4.3	7 129	WSTH-F	C	106.1	Alexander City	0.5	2.5	25 340
WAPZ	B/G	1250	Wetumpka	1.1	2.1	4 60	WTGZ-F	AOR-NR	95.9	Tuskegee	1.8	2.5	9 186
WLWI	N	1440	Montgomery	1.6	4.1	7 125							
WMGY	REL	800	Montgomery	0.5	2.1	2 60							
WNZZ	ST	950	Montgomery	1.8	5.5	7 149							

MONTGOMERY

Consolidation Report			12+	25-54	Revenue	Format Performance		AM	FM	Total	%	Yr. Ago		
Clear Channel			25.6 %	28.3 %	32.1 %	AC	0	(0)	20	(1)	20	(1)	6.3 %	6.2 %
WMCZ-FM, WQLD-FM, WZHT-FM						AOR/Classic/NR	0	(0)	34	(2)	34	(2)	10.8 %	5.1 %
Cumulus			34.8 %	37.4 %	48.1 %	Black/Urban	0	(0)	110	(4)	110	(4)	34.8 %	37.3 %
WHHY-FM, WLWI-AM, WLWI-FM, WMSP-AM, WMXS-FM, WNZZ-AM, WAFX-FM						CHR	0	(0)	36	(2)	36	(2)	11.4 %	13.0 %
			60.4 %	65.7 %	80.2 %	Classical	0	(0)	0	(0)	0	(0)	0.0 %	0.0 %
						Country	0	(0)	44	(2)	44	(2)	13.9 %	15.3 %
						Full Service	0	(0)	0	(0)	0	(0)	0.0 %	0.0 %
						Hispanic	0	(0)	0	(0)	0	(0)	0.0 %	0.0 %
						Jazz	0	(0)	0	(0)	0	(0)	0.0 %	0.0 %
						News/Talk	13	(2)	0	(0)	13	(2)	4.1 %	4.5 %
						Oldies	0	(0)	29	(2)	29	(2)	9.2 %	5.4 %
						Others/Unknown	0	(0)	0	(0)	0	(0)	0.0 %	0.0 %
						Religion/Gospel	15	(3)	0	(0)	15	(3)	4.7 %	6.5 %
						Soft AC	0	(0)	0	(0)	0	(0)	0.0 %	0.0 %
						Sports	8	(1)	0	(0)	8	(1)	2.5 %	3.7 %
						Standards/EZ	7	(1)	0	(0)	7	(1)	2.2 %	3.1 %
						Totals	43	(7)	273	(13)	316	(20)		

AM Stations

Station	Freq	Power	Format	Comments	AM	FM	Total	Market
WMSP	740	10 kw/0.173 kw (DA-2)	Sports	Westwd, ESPN	\$<20.00	Katz	Cumulus	Montgomery
WXVI	1600	5 kw/1 kw (DA-2)	Black Gospel	ABC, AURN	\$<20.00	Williams		Montgomery

FM Stations

Station	Freq	Power	Format	Comments	AM	FM	Total	Market
WBAM	98.9	9.9 kw @ 1096	CHR	ABC	\$21.00	Christal		Montgomery
WHHY	101.9	100 kw @ 1096	CHR		\$23.00	Katz	Cumulus	Montgomery
WJWZ	97.9	3 kw @ 328	Black		\$ NA	Christal		Wetumpka
WKXN	95.9	5 kw @ 226	Black	AURN	\$ NA	Regional	WKXK-F	Greenville
WLWI	92.3	100 kw @ 1096	Country		\$78.00	Katz	Cumulus	Montgomery
WMCZ	97.1	3 kw @ 328	Black AC	ABC	\$21.00	Sentry	Clear Channel	Millbrook
WMXS	103.3	100 kw @ 1096	AC		\$27.00	Katz	Cumulus	Montgomery
WQKS	96.1	0.9 kw @ 820	Classic Hits (80's)	Westwd, ABC	\$20.00	Christal	WACV	Montgomery
WQLD	104.3	13.5 kw @ 1830	Oldies		\$ NA	Sentry	Clear Channel	Luvene
WTGZ	95.9	4.32 kw @ 377	New Rock		\$ NA	--		Tuskegee
WAFX	95.1	50 kw @ 492	AOR		\$25.00	Eastman	Cumulus	Prattville
WZHT	105.7	100 kw @ 1830	Black	ABC	\$49.00	Mc-Guild	Clear Channel	Troy

Notes: WBAM-F and WJWZ-F (separate owners) are LMA'd to WACV/WQKS-F . . . WKXN-F and WTGZ-F are not home to the market but are shown in the station roster as they are not shown elsewhere

NASHVILLE

Arbltron Rank: 43 Pop (12+): 981,200
MSA Rank: 47
MSA Pop: 1,190,000
DMA: 33
Average Persons Rating: 14.8
Market TSL in Hours: 19.75

Stations: 31 / 31
Diaries: 1,413/ 694:1/ 51.2%
Sample Target: 1,430
% Below Line: 0.0
% Not Listed: 11.3
Pop per Station: 31,652

Last Year's Revenue: \$68,100,000
Household Income: \$50,867
Total Retail Sales: \$13.8 Bil.
#1 Biller: WSIX-F \$11,700,000
#1 Billing Portfolio
Clear Channel \$28,450,000

12+ Metro	Format	Spring 00 1/4 Share	Win 00	Fall 99	Sum 99	Spg 99	4-Book Avg.	12+ Metro Cume / Rtg.	Fall 99	Spg 99	12+ TSA AQH / Cume	Revenue Level		
1	WRVW-F	CHR	128 / 8.8	8.8	7.7	6.9	5.9	8.1	2350 / 24.0	20.7	18.7	183 / 3691	G	WRVW-F
2	WQOK-F	B	127 / 8.8	9.7	8.4	10.0	7.7	9.2	1422 / 14.5	16.0	15.5	131 / 1522	G	WQOK-F
3	WNRO-F	CL AOR	109 / 7.5	6.4	6.7	8.1	9.0	7.2	1324 / 13.5	14.3	18.2	216 / 2755	H	WNRO-F
4	WJXA-F	SAC	105 / 7.3	6.5	8.2	6.1	5.4	7.0	1581 / 16.1	15.7	11.8	127 / 2078	G	WJXA-F
5	WSIX-F	C	100 / 6.9	6.6	6.2	7.9	8.9	6.9	1666 / 17.0	16.1	19.3	134 / 2278	I	WSIX-F
6	WGFX-F	CL HITS	71 / 4.9	3.2	2.8	3.5	2.5	3.6	1241 / 12.7	12.0	11.2	81 / 1488	E	WGFX-F
7	WRMX-F	O	70 / 4.8	5.2	6.0	5.3	5.7	5.3	1356 / 13.8	15.9	13.8	113 / 2221	F	WRMX-F
8	WKDF-F	C	69 / 4.8	4.2	4.5	3.4	3.6	4.2	1039 / 10.6	10.7	11.7	126 / 1882	E	WKDF-F
9	WWTN-F	T	55 / 3.8	4.6	4.7	3.5	3.2	4.1	998 / 10.2	13.3	11.2	71 / 1361	F	WWTN-F
10	WLAC	T	54 / 3.7	3.1	3.3	3.2	2.5	3.3	728 / 7.4	9.5	7.6	61 / 866	O	WLAC
11	WSM-F	C	45 / 3.1	5.2	4.4	6.2	6.5	4.7	1124 / 11.5	7.9	7.3	87 / 1722	H	WSM-F
12	WSM	CIFS	44 / 3.0	2.9	3.7	3.7	2.7	3.3	648 / 6.6	7.9	7.3	70 / 1054	D	WSM
13	WZPC-F	AOR-NR	42 / 2.9	3.3	4.7	4.0	4.0	3.7	1070 / 10.9	13.4	12.1	81 / 1776	A	WZPC-F
14	WQZQ-F	CHR/B	39 / 2.7	2.5	2.1	3.4	3.0	2.7	1155 / 11.8	10.0	10.9	99 / 2263	C	WQZQ-F
15	WNPL-F	B/O	34 / 2.3	2.0	2.3	2.2	2.6	2.2	741 / 7.5	5.7	6.2	37 / 817	B	WNPL-F
16	WZTO-F	REL-CC	29 / 2.0	2.7	2.3	1.7	2.3	2.2	715 / 7.3	7.7	7.2	60 / 1138	B	WZTO-F
16	WRLT-FF	AOR-P	29 / 2.0	0.9	1.0	1.7	1.6	1.4	468 / 4.8	4.9	4.8	29 / 485	C	WRLT-FF
18	WVOL	B/G	25 / 1.7	2.7	3.0	2.3	2.7	2.4	351 / 3.6	4.0	3.5	25 / 351	A	WVOL
19	WAMB	ST	18 / 1.2	0.8	1.1	1.0	1.0	1.1	219 / 2.2	2.7	1.8	22 / 251		WAMB
19	WRQQ-F	AC/CHR	18 / 1.2	1.5					409 / 4.2			21 / 468		WRQQ-F
21	WBOZ-FF	G	14 / 1.0	0.9	1.2	0.5	0.8	0.9	237 / 2.4	1.7	2.0	29 / 539		WBOZ-FF

12+ FM Share (Metro): 84.90% (1091 of 1285) (Spring 99: 86.08%)

Teens	18-34	18-49	25-49	25-54	35+	12+ AMD	12+ Mid	12+ PMD	12+ Eve	12+ Wknd
1	WRVW-F	1 WQOK-F <	1 WNRO-F <	1 WNRO-F <	1 WJXA-F	1 WSIX-F	1 WJXA-F	1 WRVW-F <	1 WQOK-F >	1 WQOK-F
2	WQOK-F >>	2 WRVW-F	2 WRVW-F <	2 WRVW-F <	2 WJXA-F <	2 WSIX-F <	2 WRVW-F <	2 WRVW-F <	2 WQOK-F	2 WRVW-F
3	WQZQ-F	3 WNRO-F	3 WQOK-F	3 WJXA-F	3 WRVW-F	3 WRMX-F	3 WNRO-F <	3 WNRO-F	3 WNRO-F	3 WNRO-F
4	WZPC-F >>	4 WSIX-F	4 WJXA-F	4 WGFX-F <	4 WSIX-F <	4 WNRO-F	4 WJXA-F <	4 WSIX-F <	4 WJXA-F	4 WJXA-F <
		4 WJXA-F	5 WSIX-F <	5 WSIX-F <	5 WGFX-F <	5 WLAC <	5 WQOK-F	5 WQOK-F <	5 WSIX-F <	5 WQZQ-F <
		6 WKDF-F	6 WGFX-F	6 WQOK-F	6 WQOK-F	6 WGFX-F	6 WRMX-F	6 WLAC	6 WGFX-F <	6 WKDF-F
		6 WZPC-F <	7 WKDF-F	7 WKOF-F	7 WRMX-F <	7 WKDF-F <	6 WGFX-F	7 WGFX-F <	7 WRMX-F <	6 WZPC-F
		8 WGFX-F	8 WWTN-F <	8 WWTN-F	8 WKDF-F	8 WSM <	8 WKDF-F <	8 WRMX-F	8 WKDF-F <	8 WGFX-F
		9 WRMX-F	8 WRMX-F	9 WWTN-F	9 WWTN-F <	9 WWTN-F <	8 WWTN-F <	9 WWTN-F	9 WSM	9 WSM <
				10 WLAC		10 WZPC-F <	10 WKDF-F >	10 WLAC <	9 WNPL-F <	10 WVOL
										10 WQZQ-F

Wom 18-24	Wom 18-34	Wom 25-34	Wom 18-49	Wom 25-54	Men 18-24	Men 18-34	Men 25-34	Men 18-49	Men 25-54	12+ Ovrnite
1	WQOK-F <	1 WRVW-F	1 WRVW-F >	1 WRVW-F	1 WJXA-F	1 WQOK-F <	1 WNRO-F	1 WNRO-F	1 WNRO-F >	1 WNRO-F
2	WRVW-F >>	2 WQOK-F >	2 WQOK-F	2 WJXA-F <	2 WRVW-F	2 WNRO-F >>	2 WQOK-F	2 WRVW-F	2 WGFX-F	2 WQOK-F <
3	WNRO-F	3 WNRO-F <	3 WJXA-F <	3 WQOK-F	3 WSIX-F	3 WQZQ-F	3 WRVW-F	3 WQOK-F	2 WQOK-F	3 WWTN-F
4	WJXA-F	4 WJXA-F	4 WSIX-F	4 WSIX-F	4 WQOK-F	4 WRVW-F	4 WSIX-F	3 WZPC-F <	4 WWTN-F	4 WRMX-F <
4	WZPC-F	5 WSIX-F	5 WNRO-F	5 WNRO-F	5 WNRO-F	5 WMGC	4 WZPC-F	5 WGFX-F <	5 WRVW-F <	5 WQOK-F <
		6 WKDF-F	6 WKDF-F	6 WKDF-F	6 WKDF-F	5 WKDF-F	6 WKDF-F <	6 WWTN-F	6 WSIX-F	6 WKDF-F
		7 WZPC-F	7 WGFX-F	7 WGFX-F	6 WGFX-F	7 WSIX-F	7 WGFX-F <	6 WSIX-F	7 WKDF-F <	6 WLAC <
		7 WGFX-F	8 WZTO-F >	8 WRMX-F	6 WRMX-F >	8 WWTN-F	8 WJXA-F	8 WJXA-F	8 WSIX-F <	8 WSIX-F <
						8 WQZQ-F <	8 WKDF-F	9 WRLT-FF	9 WRVW-F <	9 WRVW-F <
								9 WLAC <	10 WJXA-F	

NASHVILLE

Other Rated Stations				Metro Share	Cume Rating	TSA AQH Cume	
WENO	REL	760	Nashville	0.5	1.1	7	108
WGNS	N/T	1450	Murfreesboro	0.6	1.2	10	129
WMAK	N	1430	Madison	0.4	1.3	6	123
WMDB	B	880	Nashville	0.3	1.7	5	167
WMGC	SP	810	Murfreesboro	0.7	0.8	10	81
WNSG	B/G	1240	Nashville	0.7	1.7	10	163
WNSR	SPRTS	560	Brentwood	0.4	1.2	6	126
WYYB-F	AOR-P	93.7	Kingston Springs	0.4	1.3	6	126

Consolidation Report				12+	25-54	Revenue
Citadel				9.7 %	12.5 %	9.7 %
WGFX-FM, WKDF-FM						
Clear Channel				26.9 %	28.5 %	41.8 %
WLAC-AM, WNRQ-FM, WRVW-FM, WSIX-FM, WZTQ-FM						
Cromwell				5.6 %	3.9 %	1.6 %
WQZQ-FM, WZPC-FM						
Gaylord				9.9 %	8.8 %	19.8 %
WSM-AM, WSM-FM, WWTN-FM						
Midwestern				12.3 %	10.5 %	10.5 %
WNPL-FM, WQOK-FM, WRQQ-FM						
Salem				1.0 %	0.8 %	%
WBOZ-FM, WVRV-FM						
South Central				12.1 %	14.4 %	14.7 %
WJXA-FM, WRMX-FM						
				77.5 %	79.4 %	98.1 %

Format Performance	AM	FM	Total	%	Yr. Ago
AC	0 (0)	18 (1)	18 (1)	1.4 %	0.0 %
AOR/Classic/NR	0 (0)	186 (5)	186 (5)	14.5 %	16.9 %
Black/Urban	5 (1)	161 (2)	166 (3)	12.9 %	16.0 %
CHR	0 (0)	167 (2)	167 (2)	13.0 %	10.4 %
Classical	0 (0)	0 (0)	0 (0)	0.0 %	0.0 %
Country	0 (0)	214 (3)	214 (3)	16.7 %	22.8 %
Full Service	44 (1)	0 (0)	44 (1)	3.4 %	3.1 %
Hispanic	10 (1)	0 (0)	10 (1)	0.8 %	0.0 %
Jazz	0 (0)	0 (0)	0 (0)	0.0 %	2.7 %
News/Talk	69 (3)	55 (1)	124 (4)	9.6 %	7.6 %
Oldies	0 (0)	141 (2)	141 (2)	11.0 %	6.7 %
Others/Unknown	0 (0)	0 (0)	0 (0)	0.0 %	0.0 %
Religion/Gospel	42 (3)	44 (3)	86 (6)	6.7 %	4.9 %
Soft AC	0 (0)	105 (1)	105 (1)	8.2 %	6.3 %
Sports	6 (1)	0 (0)	6 (1)	0.5 %	0.4 %
Standards/EZ	18 (1)	0 (0)	18 (1)	1.4 %	1.1 %
Totals	194 (11)	1091 (20)	1285 (31)		

AM Stations

Station	Freq	Power	Time	Format	Advertiser	Agency	Product
WAMB	1160	50 kw/1 kw	(DA-N)	Standards	Westwd, CNN, CBS	\$20.00	Roslin, Donelson
WLAC	1510	50 kw	(DA-N)	Talk/Religion	CBS	\$45.00	Sentry, Clear Channel, Nashville
WSM	650	50 kw		Country/Full Svc.	ABC	\$48.00	Christal, Gaylord, Nashville
WVOL	1470	5 kw/1 kw	(DA-2)	Black Gospel	ABC	\$ NA	Allied, Berry Hill

FM Stations

Station	Freq	Power	Time	Format	Advertiser	Agency	Product
WBOZ	104.9	6 kw @ 328		Gospel	USA	\$ NA	---, Salem, Woodbury
WGFX	104.5	49 kw @ 1312		Black Oldies	Source	\$84.00	Katz, Citadel, Nashville
WJXA	92.9	100 kw @ 1053		Soft AC		\$79.00	Eastman, South Central, Nashville
WKDF	103.3	100 kw @ 1233		Country	ABC	\$83.00	Katz, Citadel, Nashville
WNPL	106.7	1.1 kw @ 774		Black Oldies		\$ NA	Allied, Midwestern, Belle Meade
WNRQ	105.9	100 kw @ 1233		Classic AOR		\$80.00	Sentry, Clear Channel, Nashville
WQOK	92.1	3 kw @ 463		Black	ABC	\$62.00	Allied, Midwestern, Hendersonville
WQZQ	102.5	100 kw @ 856		Dance CHR	ABC	\$ NA	---, Cromwell, Dickson
WRLG	94.1	3.9 kw @ 236		Simul. WRLT-F			
WRLT	100.1	0.2 kw @ 1181		Progressive AOR	AP	\$31.00	Roslin, Franklin
WRMX	96.3	100 kw @ 826		Oldies		\$59.00	Eastman, South Central, Murfreesboro
WRQQ	97.1	45 kw @ 518		Hot AC		\$ NA	Allied, Midwestern, Goodlettsville
WRVW	107.5	58 kw @ 1235		CHR		\$60.00	Sentry, Clear Channel, Lebanon
WSIX	97.9	100 kw @ 1145		Country		\$214.00	Mc-Guild, Clear Channel, Nashville
WSM	95.5	100 kw @ 1286		Country		\$160.00	Christal, Gaylord, Nashville
WVRV	105.1	50 kw @ 492		Simul. WBOZ-F			
WWTN	99.7	100 kw @ 1296		Talk	ABC	\$33.00	Christal, Gaylord, Manchester
WZPC	102.9	100 kw @ 820		New Rock		\$ NA	---, Cromwell, Shelbyville
WZTO	101.1	47 kw @ 1289		Contemp. Christian		\$ NA	Sentry, Clear Channel, Russellville, KY

Notes: 5/00 WGFX-F and WKDF-F sold by Dick to Citadel as part of a \$300,000,000 multi-market transaction . . . 9/00 WNPL-F changed from Black Oldies to AOR as "Rooster 106"; it added Lex & Terry as its morning show

NASSAU-SUFFOLK (Long Island)

Arbltron Rank: 17 Pop (12+): 2,286,500
 MSA Rank: 16
 MSA Pop: 2,690,000
 DMA: New York (#1)
 Average Persons Rating: 15.9
 Market TSL In Hours: 21.00

Stations: 40 / 13
 Diaries: 3,247 / 704:1 / 48.2%
 Sample Target: 3,270
 % Below Line: NA
 % Not Listed: NA
 Pop per Station: 175,885

Last Year's Revenue: \$47,500,000
 Household Income: \$80,097
 Total Retail Sales: \$32.05 Bil.
 #1 Biller: WALK-AF \$15,500,000
 #1 Billing Portfolio
 Clear Channel (WALK-AF) \$15,500,000

12+ Metro	Format	Spring 00 1/4 Share	Win 00	Fall 99	Sum 99	Spg 99	4-Book Avg.	12+ Metro Cume / Rtg.	Fall 99	Spg 99	12+ TSA AQH / Cume	Revenue Level	
1	WALK-F	205 / 5.6	5.5	6.3	6.9	6.0	6.1	2524 / 11.0	12.0	12.8	205 / 2524	J	WALK-F
2	WBLI-F	191 / 5.2	4.4	4.8	5.3	5.0	4.9	3317 / 14.5	15.4	14.9	191 / 3317	G	WBLI-F
3	WBAB-F	149 / 4.1	3.3	3.6	4.0	3.7	3.7	2532 / 11.1	9.5	10.2	149 / 2532	G	WBAB-F
4	WHLI-AA	117 / 3.2	4.1	3.9	4.1	2.6	3.8	1085 / 4.7	5.3	4.3	117 / 1085	C	WHLI-AA
5	WBZO-F	99 / 2.7	3.0	3.0	3.0	2.6	2.9	1863 / 8.1	8.8	8.7	99 / 1863	E	WBZO-F
6	WKJY-F	77 / 2.1	2.5	2.1	2.1	2.1	2.2	1230 / 5.4	5.8	6.2	77 / 1230	G	WKJY-F
7	WLIR-FF	60 / 1.6	1.7	1.4	1.7	1.4	1.6	1541 / 6.7	6.1	6.7	60 / 1541	E	WLIR-FF
8	WMJC-F	54 / 1.5	1.5	1.3	1.6	1.5	1.5	942 / 4.1	3.7	4.2	54 / 942	C	WMJC-F
9	WLUX	46 / 1.3	0.9	0.9	1.2	0.9	1.1	751 / 3.3	2.4	2.5	46 / 751	B	WLUX
10	WRCN-F	32 / 0.9	0.9	0.9	0.6	0.8	0.8	564 / 2.5	2.3	2.8	32 / 564	C	WRCN-F
11	WXXP-F	21 / 0.6	0.6	0.9	0.6	0.9	0.7	541 / 2.4	1.7	2.6	21 / 541	B	WXXP-F

12+ FM Share (Metro): NA

Teens	18-34	18-49	25-49	25-54	35+	12+ AMD	12+ Mid	12+ PMD	12+ Eve	12+ Wknd
1 WBLI-F >>>	1 WBLI-F	1 WBAB-F	1 WBAB-F	1 WALK-F <	1 WALK-F	1 WALK-F >	1 WALK-F >	1 WBLI-F	1 WBLI-F	1 WBLI-F
2 WXXP-F	2 WBAB-F >	2 WBLI-F <	2 WALK-F	2 WBAB-F	2 WHLI-AA	2 WBLI-F	2 WBLI-F <	2 WALK-F	2 WALK-F	2 WALK-F
2 WALK-F	3 WALK-F	3 WALK-F	3 WBLI-F >	3 WBLI-F	3 WBZO-F <	3 WBAB-F >	3 WBAB-F	3 WBAB-F >	3 WBZO-F	3 WHLI-AA <
4 WLIR-FF >	4 WLIR-FF >>	4 WLIR-FF	4 WBZO-F <	4 WBZO-F	4 WBAB-F	4 WBZO-F	4 WHLI-AA	4 WBZO-F >	4 WKJY-F	4 WBAB-F
	5 WXXP-F <	4 WBZO-F <	5 WKJY-F	5 WKJY-F	5 WBLI-F	4 WHLI-AA	5 WBZO-F <	5 WKJY-F	4 WLIR-FF >	5 WBZO-F >>
	6 WKJY-F	6 WKJY-F >	6 WLIR-FF >	6 WLIR-FF >	6 WKJY-F	6 WKJY-F	6 WKJY-F >	5 WHLI-AA		6 WMJC-F <
			7 WMJC-F	7 WMJC-F	7 WLUX <					
					8 WMJC-F >>					

Wom 18-24	Wom 18-34	Wom 25-34	Wom 18-49	Wom 25-54	Men 18-24	Men 18-34	Men 25-34	Men 18-49	Men 25-54	12+ Ovrnite
1 WBLI-F >>>	1 WBLI-F >	1 WBLI-F	1 WBLI-F <	1 WALK-F	1 WBLI-F	1 WBAB-F	1 WBAB-F >	1 WBAB-F >>	1 WBAB-F >>	1 WBLI-F
2 WALK-F	2 WALK-F >	2 WALK-F >	2 WALK-F >	2 WBLI-F >	2 WBAB-F >	2 WBLI-F >	2 WBLI-F >	2 WBLI-F <	2 WALK-F	2 WBAB-F >
3 WXXP-F	3 WBAB-F <	3 WLIR-FF	3 WBAB-F	3 WKJY-F	3 WLIR-FF	3 WLIR-FF	3 WLIR-FF	3 WALK-F >	3 WBLI-F	3 WMJC-F >
4 WBAB-F	4 WLIR-FF	4 WKJY-F >	4 WKJY-F	4 WBZO-F <	4 WXXP-F >	4 WALK-F >	4 WALK-F >	4 WLIR-FF	3 WBZO-F >	4 WKJY-F
5 WLIR-FF	5 WKJY-F >	5 WBZO-F >	5 WBZO-F	5 WBAB-F >	5 WALK-F >>>	5 WXXP-F >	5 WRCN-F >	5 WBZO-F >	5 WRCN-F	4 WBZO-F
	6 WBZO-F >		6 WLIR-FF	6 WLIR-FF <				6 WRCN-F	6 WLIR-FF	
				7 WMJC-F >						

NASSAU-SUFFOLK (Long Island)

Other Rated Stations--Outside Market				Metro Share	Cume Rating	TSA AQH	Cume	Consolidation Report			
								12+	25-54	Revenue	
WABC	T	770	New York	2.4	7.8	88	1794	Barnstable	10.4 %	9.8 %	26.0 %
WAXQ-F	CL AOR	104.3	New York	3.0	9.5	109	2171	WBZO-FM, WGSM-AM, WHLI-AM, WKJY-FM, WMJC-FM, WRCN-FM			
WBBR	BiZ	1130	New York	0.7	2.5	27	569	Cox Radio	9.3 %	10.8 %	24.6 %
WBLS-F	B/AC	107.5	New York	1.6	4.7	60	1084	WBAB-FM, WBLI-FM, WHFM-FM			
WCBS	N	880	New York	3.2	12.5	118	2860	Jarad	2.2 %	2.4 %	8.5 %
WCBS-F	O	101.1	New York	4.4	10.7	159	2443	WDRE-FM, WLIR-FM, WXXP-FM			
WEBE-F	AC	107.9	Westport, CT	0.3	1.3	12	297				
WEZN-F	SAC	99.9	Bridgeport	0.6	4.2	23	961				
WFAN	SPRTS	660	New York	3.9	11.9	144	2721		22.0 %	23.0 %	59.1 %
WHTZ-F	CHR	100.3	Newark, NJ	5.0	18.7	182	4286				
WINS	N	1010	New York	2.8	14.4	102	3284				
WKCI-F	CHR	101.3	Hamden, CT	0.4	1.5	15	339				
WKTU-F	CHR/U	103.5	Lake Success, NY	2.5	10.3	90	2350				
WLIB	B/T	1190	New York	0.4	0.9	14	196				
WLTW-F	SAC	106.7	New York	3.6	10.4	131	2379				
WNEW-F	T	102.7	New York	2.4	6.1	86	1398				
WOR	T	710	New York	2.6	6.2	96	1419				
WPAT-F	SP-C	93.1	Paterson, NJ	1.4	2.5	50	572				
WPLJ-F	CHR/AC	95.5	New York	2.5	11.3	91	2580				
WQCD-F	J	101.9	New York	2.5	7.3	90	1665				
WQHT-F	U/CHR	97.1	New York	2.7	8.5	99	1943				
WQXR-F	CL	96.3	New York	2.1	4.2	76	961				
WRKS-F	B/AC	98.7	New York	1.4	4.0	50	914				
WRTN-F	ST	93.5	New Rochelle, NY	0.3	1.3	12	290				
WSKQ-F	SP-TP	97.9	New York	1.4	3.0	52	697				
WTJM-F	B/O	105.1	New York	1.7	5.6	61	1274				
WXRK-F	T/NR	92.3	New York	4.3	13.7	155	3139				

AM Stations

WGSM	740	25 kw/0.043 kw (DA-2)	Simul. WHLI					Huntington
WHLI	1100	10 kw (Days, OA)	Standards	\$35.00	D&R	Barnstable		Hempstead
WLUX	540	0.25 kw/0.204 kw	Standards	Jones, USA	\$ NA	---		Islip

FM Stations

WALK	97.5	39 kw @ 554	AC	AMFM	\$228.00	Katz	Clear Channel	Patchogue
WBAB	102.3	6 kw @ 268	AOR	ABC, Westwd	\$115.00	Christal	Cox Radio	Babylon
WBLI	106.1	48.5 kw @ 499	AC/CHR		\$110.00	Christal	Cox Radio	Patchogue
WBZO	103.1	3 kw @ 285	Oldies		\$57.00	D&R	Barnstable	Bay Shore
WDRE	98.5	6 kw @ 282	Simul. WLIR-F					Westhampton
WKJY	98.3	3 kw @ 328	AC		\$110.00	Interep	Barnstable	Hempstead
WLIR	92.1	1 kw @ 521	New Rock	ABC	\$60.00	Christal	Jarad	Garden City
WMJC	94.3	3 kw @ 300	Country		\$ NA	D&R	Barnstable	Smithtown
WRCN	103.9	1.52 kw @ 466	Classic Hits	Westwd	\$46.00	D&R	Barnstable	Riverhead
WXXP	105.3	6 kw @ 292	CHR/Urban		\$ NA	---	Jarad	Calverton-Roanoke

Notes: Nassau-Suffolk is a portion of the New York metro survey area. Only stations home to the Nassau-Suffolk metro survey area are ranked here . . . The Metro and Total survey areas are the same . . . 6/00 WNYG (1440; Babylon) changed from Oldies to CHR, owned by Multicultural, but operated by local high school students . . . 7/00 WBAZ-F (101.7; Southold) and WBSQ (102.5; Bridgehampton) sold by Mal Kahn to AAA Entertainment (price NA)

NEW HAVEN

Arbitron Rank 102 Pop (12+) 393,400
 MSA Rank: 71 (w/Waterbury)
 MSA Pop: 523,000
 DMA: 27 (w/Hartford)
 Average Persons Rating: 15.0
 Market TSL In Hours 20.00

Stations 35 / 7
 Diaries: 1,192 / 330:1 / 50.1%
 Sample Target: 1,210
 % Below Line: 56.1
 % Not Listed: 14.4
 Pop per Station: 56,200

Last Year's Revenue: \$18,700,000
 Household Income: \$59,450
 Total Retail Sales: \$3.8 Bil.
 #1 Biller: WPLR-F \$8,300,000
 #1 Billing Portfolio
 Cox Radio \$8,300,000

12+ Metro	Format	Spring 00 1/4 Share	Fall 99	Spg 99	Fall 98	Spg 98	12+ Metro Cume / Rtg	Fall 99	Spg 99	12+ TSA AQH / Cume	Revenue Level	
1 WKCI-F	CHR	41 / 7.0	5.9	6.5	6.0	8.5	995 / 25.3	20.9	22.6	86 / 1987	G	WKCI-F
2 WPLR-F	AOR	40 / 6.8	5.0	7.1	7.8	8.0	581 / 14.8	13.4	16.6	78 / 1227	H	WPLR-F
3 WYBC-F	B/U	39 / 6.6	6.6	6.1	6.9	6.3	460 / 11.7	12.4	11.5	42 / 552	C	WYBC-F
3 WEZN-F	SAC	39 / 6.6	5.9	5.2	4.3	4.1	610 / 15.5	13.6	14.4	133 / 1800		WEZN-F
5 WWYZ-F	C	37 / 6.3	6.4	5.6	5.9	5.4	456 / 11.6	10.0	11.1	92 / 1033		WWYZ-F
6 WKSS-F	CHR	36 / 6.1	5.5	4.0	5.2	5.1	790 / 20.1	17.7	17.1	82 / 1741		WKSS-F
7 WEBE-F	AC	32 / 5.4	4.1	4.5	3.6	4.7	496 / 12.6	8.5	10.9	102 / 1390		WEBE-F
8 WDRC-F	O	27 / 4.6	4.6	4.2	3.8	4.2	502 / 12.8	12.5	11.9	59 / 1011		WDRC-F
9 WFAN	SPRTS	25 / 4.2	3.6	4.5	4.8	4.1	352 / 8.9	10.9	11.4	61 / 937		WFAN
10 WELI	FS	23 / 3.9	5.0	3.7	4.1	3.9	407 / 10.3	11.7	12.1	30 / 553	C	WELI
11 WMRQ-F	AOR-NR	17 / 2.9	3.0	4.0	3.1	3.4	397 / 10.1	10.3	14.2	48 / 1001		WMRQ-F
12 WCBS	N	16 / 2.7	2.5	1.8	2.4	3.2	391 / 9.9	10.3	7.7	43 / 921		WCBS
13 WQUN	ST	15 / 2.5	3.0	1.8	2.2	2.4	150 / 3.8	5.4	3.8	18 / 204	A	WQUN
14 WAVZ	ST	14 / 2.4	1.4	1.8	3.1	2.4	203 / 5.2	3.9	5.7	23 / 320	A	WAVZ
15 WZMX-F	B/O	12 / 2.0	2.7	2.4	2.9	2.2	344 / 8.8	7.8	8.4	28 / 641		WZMX-F
15 WHCN-F	AOR	12 / 2.0	2.7	3.1	2.6	1.7	324 / 8.2	8.3	9.4	31 / 631		WHCN-F
17 WOHT-F	U/CHR	11 / 1.9	2.9	3.5	2.1	2.0	238 / 6.0	7.5	7.8	43 / 744		WOHT-F
17 WRCH-F	SAC	11 / 1.9	2.5	2.7	3.3	2.2	274 / 7.0	5.7	5.8	29 / 586		WRCH-F

12+ FM Share (Metro): 77.23% (390 of 505) (Spring 99: 77.12%)

Teens	18-34	18-49	25-49	25-54	35+	12+ AMD	12+ Mid	12+ PMD	12+ Eve	12+ Wknd
1 WKSS-F >>>	1 WKCI-F <	1 WPLR-F <	1 WPLR-F	1 WPLR-F	1 WWYZ-F	1 WYBC-F <	1 WPLR-F	1 WPLR-F <	1 WKSS-F	1 WKSS-F <
2 WKCI-F >	2 WPLR-F <	2 WKCI-F	2 WKCI-F	2 WKCI-F <	2 WEZN-F <	2 WKCI-F <	2 WKCI-F <	2 WKCI-F <	2 WYBC-F <	2 WYBC-F
3 WYBC-F	3 WYBC-F <	3 WYBC-F	3 WYBC-F	3 WEBE-F <	3 WEBE-F <	3 WPLR-F <	3 WEZN-F <	3 WEZN-F <	3 WEZN-F <	3 WEZN-F <
3 WEZN-F >	4 WKSS-F >	4 WKSS-F <	3 WEBE-F	4 WYBC-F <	4 WELI	4 WEZN-F	4 WEBE-F <	4 WWYZ-F <	4 WWYZ-F	4 WKCI-F
	5 WMRQ-F	5 WEBE-F	5 WWYZ-F <	5 WWYZ-F	4 WORC-F <	5 WFAN <	5 WWYZ-F	5 WKSS-F	5 WKCI-F	5 WPLR-F
	5 WEZN-F	6 WWYZ-F	6 WEZN-F	5 WEZN-F	6 WPLR-F <	6 WWYZ-F <	6 WDRC-F <	5 WEBE-F <	5 WOHT-F	5 WEZN-F
	7 WOHT-F >	6 WEZN-F	7 WKSS-F <	7 WDRC-F	7 WYBC-F	7 WELI <	7 WYBC-F <	7 WYBC-F	7 WFAN <	7 WDRC-F
	8 WWYZ-F	8 WDRC-F	8 WDRC-F	8 WKSS-F	7 WFAN	8 WKSS-F <	8 WELI	8 WDRC-F <	8 WEBE-F	8 WEBE-F <
	8 WEBE-F	8 WMRQ-F	9 WFAN <	9 WFAN	9 WKCI-F	9 WEBE-F	9 WKSS-F <	9 WFAN	8 WDRC-F	9 WQUN
		10 WFAN	10 WMRQ-F		10 WQUN	10 WDRC-F <	10 WFAN	10 WELI <	10 WMRQ-F	9 WICC
					10 WCBS <					

Wom 18-24	Wom 18-34	Wom 25-34	Wom 18-49	Wom 25-54	Men 18-24	Men 18-34	Men 25-34	Men 18-49	Men 25-54	12+ Ovrnite
1 WKSS-F >	1 WKSS-F	1 WKCI-F	1 WKCI-F	1 WEBE-F	1 WKCI-F	1 WPLR-F	1 WPLR-F	1 WPLR-F >	1 WPLR-F >	1 WCBS >
2 WKCI-F	2 WKCI-F	1 WYBC-F	2 WKSS-F	2 WKCI-F	2 WMRQ-F	2 WKCI-F	2 WYBC-F	2 WKCI-F	2 WFAN	2 WELI
2 WYBC-F	2 WYBC-F	1 WEBE-F	2 WEBE-F <	3 WWYZ-F	2 WKSS-F	3 WYBC-F	3 WEZN-F	3 WYBC-F <	3 WKCI-F	2 WKCI-F
4 WXXP-F >	4 WPLR-F	4 WPLR-F	4 WYBC-F	3 WYBC-F <	2 WPLR-F >	4 WMRQ-F	4 WKCI-F	4 WFAN	3 WYBC-F	4 WDRC-F
5 WPLR-F	5 WOHT-F	5 WOHT-F	5 WWYZ-F	5 WDRC-F	5 WYBC-F	5 WKSS-F	4 WMRQ-F	5 WMRQ-F <	5 WWYZ-F	4 WEBE-F
5 WOHT-F >	5 WEBE-F >	5 WKSS-F >	6 WPLR-F	5 WEZN-F	5 WFAN >	5 WEZN-F	6 WZMX-F	6 WEZN-F	5 WEZN-F	6 WYBC-F
	7 WWYZ-F	7 WWYZ-F	6 WDRC-F	7 WKSS-F	7 WFAN	7 WFAN	6 WCCC-F	7 WWYZ-F	7 WHCN-F	
	7 WXXP-F	7 WSKQ-F	6 WEZN-F >	8 WPLR-F >>	8 WOHT-F	8 WOHT-F	6 WWYZ-F	7 WHCN-F	8 WDRC-F	
	7 WEZN-F >	7 WMRQ-F			8 WCCC-F	6 WFAN	9 WKSS-F	8 WMRQ-F	8 WMRQ-F	
		7 WEZN-F >>				6 WOHT-F >		8 WEBE-F		

NEW HAVEN

Other Rated Stations				Metro Share	Cume Rating	TSA AQH Cume		Format Performance	AM	FM	Total	%	Yr. Ago
WYBC	VA	1340	New Haven	0.3	1.2	2	52	AC	0 (0)	34 (2)	34 (2)	6.7 %	5.9 %
Other Rated Stations--Outside Market				Metro Share	Cume Rating	TSA AQH Cume		AOR/Classic/NR	0 (0)	80 (6)	80 (6)	15.8 %	19.5 %
WABC	T	770	New York	0.3	1.9	12	301	Black/Urban	0 (0)	62 (3)	62 (3)	12.3 %	15.4 %
WALK-F	AC	97.5	Patchogue, NY	0.3	3.1	4	276	CHR	0 (0)	88 (5)	88 (5)	17.4 %	14.0 %
WCCC-F	AOR	106.9	Hartford	1.2	4.5	18	425	Classical	0 (0)	0 (0)	0 (0)	0.0 %	0.0 %
WFIF	REL	1500	Milford, CT	0.3	1.0	10	124	Country	0 (0)	37 (1)	37 (1)	7.3 %	6.9 %
WHTZ-F	CHR	100.3	Newark, NJ	0.3	1.2	8	324	Full Service	36 (3)	0 (0)	36 (3)	7.1 %	7.7 %
WICC	FS	600	Bridgeport	1.5	4.0	78	1138	Hispanic	0 (0)	7 (2)	7 (2)	1.4 %	0.6 %
WNEW-F	T	102.7	New York	0.3	0.8	5	134	Jazz	0 (0)	3 (1)	3 (1)	0.6 %	0.0 %
WOR	T	710	New York	0.5	2.8	19	330	News/Talk	21 (3)	2 (1)	23 (4)	4.6 %	3.7 %
WPAT-F	SP-C	93.1	Paterson, NJ	0.3	1.0	4	89	Oldies	0 (0)	27 (1)	27 (1)	5.3 %	5.1 %
WOCB-F	J	101.9	New York	0.5	1.3	11	225	Others/Unknown	2 (1)	0 (0)	2 (1)	0.4 %	0.4 %
WRKI-F	AOR	95.1	Brookfield, CT	0.3	2.0	11	415	Religion/Gospel	2 (1)	0 (0)	2 (1)	0.4 %	1.2 %
WSKQ-F	SP-TP	97.9	New York	0.8	1.8	17	239	Soft AC	0 (0)	50 (2)	50 (2)	9.9 %	9.7 %
WTIC	FS	1080	Hartford	0.7	3.2	17	329	Sports	25 (1)	0 (0)	25 (1)	5.0 %	5.5 %
WTIC-F	CHR	96.5	Hartford	0.8	3.8	7	300	Standards/EZ	29 (2)	0 (0)	29 (2)	5.7 %	4.3 %
WXRK-F	T/NR	92.3	New York	0.3	1.1	12	308	Totals	115 (11)	390 (24)	505 (35)		
WXXP-F	CHR/U	105.3	Calverton, NY	0.7	2.2	9	197						

Consolidation Report	12+	25-54	Revenue
Clear Channel WAVZ-AM, WELI-AM, WKCI-FM	13.3 %	9.7 %	41.4 %
	13.3 %	9.7 %	41.4 %

AM Stations

WAVZ	1300	1 kw (DA-N)	Standards	Westwd, ABC	\$<20.00	Clr Chnl	Clear Channel	New Haven
WELI	960	5 kw (DA-N)	Full Service	CBS, ABC	\$44.00	Clr Chnl	Clear Channel	New Haven
WQUN	1220	1 kw/0.305 kw (DA-2)	Standards	CBS, Jones	\$ NA	--		Hamden

FM Stations

WKCI	101.3	15 kw @ 876	CHR		\$90.00	Clear Chann	Clear Channel	Hamden
WPLR	99.1	14 kw @ 951	AOR		\$155.00	Eastman	Cox Radio	New Haven
WYBC	94.3	1.7 kw @ 325	Black/Urban	ABC	\$35.00	D&R		New Haven

Notes: Other ranked stations -- See Bridgeport, Hartford or New York

NEW ORLEANS

Arbltron Rank: 41 Pop (12+): 1,022,800
 MSA Rank: 44
 MSA Pop: 1,310,000
 DMA: 41
 Average Persons Rating: 15.7
 Market TSL in Hours: 21.00

Stations: 25 / 24
 Diaries: 2,822/ 362:1/ 47.8%
 Sample Target: 2,810
 % Below Line: 0.4
 % Not Listed: 12.0
 Pop per Station: 42,617

Last Year's Revenue: \$59,500,000
 Household Income: \$38,871
 Total Retail Sales: \$12.5 Bil.
 #1 Biller: WWL/WSMB \$12,300,000
 #1 Billing Portfolio
 Entercom \$26,120,000

12+ Metro	Format	Spring 00 1/4 Share	Win 00	Fall 99	Sum 99	Spg 99	4-Book Avg.	12+ Metro Cume / Rtg.	Fall 99	Spg 99	12+ TSA AQH / Cume	Revenue Level		
1	WQUE-F	B	225 / 14.1	12.7	14.4	15.0	14.6	14.0	2440 / 23.9	23.8	23.3	280 / 3322	H	WQUE-F
2	WYLD-F	B/AC	140 / 8.7	9.2	9.0	8.9	9.5	9.0	1858 / 18.2	17.1	17.4	168 / 2191	G	WYLD-F
3	WWL	N/T	107 / 6.7	7.2	7.6	7.8	5.6	7.3	1521 / 14.9	20.1	15.2	150 / 2201	I*	WWL
4	WTKL-F	O	106 / 6.6	6.0	5.9	5.6	4.9	6.0	1247 / 12.2	11.7	11.3	130 / 1632	E	WTKL-F
5	KMEZ-F	B/AC	105 / 6.6	6.0	5.6	6.3	6.1	6.1	1366 / 13.4	12.3	13.9	106 / 1386	C	KMEZ-F
6	WLMG-F	SAC	94 / 5.9	7.2	5.3	5.1	4.2	5.9	1384 / 13.6	13.5	11.7	122 / 1840	E	WLMG-F
7	WNOE-F	C	92 / 5.7	4.4	5.7	6.4	6.9	5.6	1415 / 13.8	13.8	15.4	129 / 1917	F	WNOE-F
8	WEZB-F	CHR	78 / 4.9	4.2	3.7	3.7	3.7	4.1	1806 / 17.7	16.0	16.4	104 / 2380	E	WEZB-F
9	WYLD	B/G	67 / 4.2	3.9	3.6	3.9	4.4	3.9	662 / 6.5	7.3	7.7	88 / 785	C	WYLD
10	WRNO-F	CL AOR	61 / 3.8	4.2	4.0	3.8	4.3	4.0	1124 / 11.0	11.0	12.3	94 / 1579	E	WRNO-F
11	KKND-F	AOR-NR	60 / 3.7	4.0	4.5	4.7	4.7	4.2	1038 / 10.1	10.6	12.4	79 / 1383	D	KKND-F
12	WLTS-F	AC/CHR	58 / 3.6	4.1	5.2	3.9	4.0	4.2	1173 / 11.5	12.1	11.6	72 / 1540	E	WLTS-F
13	KUMX-F	CHR	51 / 3.2	4.0	4.4	4.2	3.8	3.9	1470 / 14.4	15.7	14.5	119 / 2808	C	KUMX-F
14	WCKW-F	CL HITS	32 / 2.0	1.9	1.3	1.3	1.4	1.6	807 / 7.9	5.8	6.6	61 / 1333	D	WCKW-F
15	WODT	B	22 / 1.4	0.8	0.9	1.0	0.8	1.0	309 / 3.0	2.0	1.8	24 / 331	A	WODT
15	WBYU	ST	22 / 1.4	1.9	1.8	2.0	2.2	1.8	306 / 3.0	4.5	4.2	22 / 311	B	WBYU
17	WBOK	B/G	16 / 1.0	1.0	1.2	1.1	1.4	1.1	258 / 2.5	3.2	2.8	17 / 262	A	WBOK

12+ FM Share (Metro): 80.27% (1131 of 1409) (Spring 99: 80.05%)

Teens	18-34	18-49	25-49	25-54	35+	12+ AMD	12+ Mid	12+ PMD	12+ Eve	12+ Wknd
1 WQUE-F >>>	1 WQUE-F >>	1 WQUE-F	1 WYLD-F <	1 WYLD-F	1 WWL <	1 WQUE-F	1 WQUE-F	1 WQUE-F >	1 WQUE-F >>	1 WQUE-F >
2 WEZB-F >>	2 WYLD-F <	2 WYLD-F	2 WQUE-F <	2 WQUE-F <	2 WTKL-F <	2 WYLD-F	2 WWL	2 WYLD-F	2 WYLD-F >	2 WYLD-F
3 KUMX-F >	3 KKND-F <	3 KMEZ-F	3 KMEZ-F	3 KMEZ-F	3 WYLD-F	2 WWL	3 WTKL-F <	3 WWL <	3 KMEZ-F	3 KMEZ-F
4 WEZB-F	4 WLMG-F <	4 WLMG-F <	4 WTKL-F <	4 WTKL-F <	4 KMEZ-F <	4 WRNO-F <	4 WYLD-F <	4 WLMG-F <	4 WEZB-F	4 WTKL-F <
5 KUMX-F <	5 KKND-F <	5 WNOE-F	5 WLMG-F	5 WLMG-F	5 WTKL-F	5 WTKL-F	5 WLMG-F <	5 KMEZ-F	5 WLMG-F <	5 WEZB-F <
6 WNOE-F	6 WNOE-F <	6 WNOE-F <	6 WNOE-F <	6 WNOE-F	6 WNOE-F	6 WNOE-F	6 KMEZ-F <	5 WTKL-F	6 WTKL-F	6 WTKL-F <
6 KMEZ-F	7 WRNO-F <	7 WLTS-F <	7 WWL <	7 WWL <	7 WYLD	7 KMEZ-F	7 WNOE-F >	7 WNOE-F <	7 KUMX-F	7 WYLD <
6 WLTS-F	8 WLTS-F <	8 WTKL-F <	8 WRNO-F <	8 WRNO-F <	8 WRNO-F	7 WLMG-F	8 WEZB-F	8 WEZB-F	8 WYLD <	8 WLMG-F
	9 WEZB-F <	9 WWL <	9 WLTS-F	9 WLTS-F	8 WQUE-F	9 WYLD	9 WYLD	8 KKND-F	9 KKND-F	9 KKND-F <
		10 KKND-F <			10 WLTS-F	10 WEZB-F <	9 WRNO-F	10 WLTS-F	9 WNOE-F	10 WLTS-F <
							9 KKND-F <			

Wom 18-24	Wom 18-34	Wom 25-34	Wom 18-49	Wom 25-54	Men 18-24	Men 18-34	Men 25-34	Men 18-49	Men 25-54	12+ Ovrnite
1 WQUE-F >>>	1 WQUE-F >>	1 WQUE-F >	1 WQUE-F	1 WYLD-F	1 WQUE-F >>>	1 WQUE-F >>	1 WQUE-F >	1 WQUE-F	1 WYLD-F	1 WQUE-F <
2 WEZB-F	2 WYLD-F	2 WYLD-F	2 WYLD-F	2 WLMG-F <	2 KKND-F	2 KKND-F >	2 KKND-F	2 WYLD-F	2 WWL <	2 WYLD-F >
3 WYLD-F	3 WEZB-F <	3 WLTS-F	3 WLMG-F <	3 WQUE-F <	3 WEZB-F >	3 WYLD-F	3 WNOE-F <	3 KKND-F <	3 WQUE-F	3 KMEZ-F
4 KUMX-F >	4 WLTS-F <	4 KMEZ-F	4 KMEZ-F	4 KMEZ-F	4 WYLD-F	3 WEZB-F	4 WYLD-F	4 WRNO-F	4 WRNO-F	4 WLMG-F
5 WLMG-F	5 KUMX-F	5 KUMX-F	5 WYLD <	5 WTKL-F	4 WRNO-F	3 WRNO-F <	4 WRNO-F >	5 WWL	5 KMEZ-F <	5 WWL
5 KKND-F	6 KMEZ-F	5 WLMG-F	6 WTKL-F <	6 WYLD	6 WNOE-F >	6 KMEZ-F	5 KMEZ-F	6 WNOE-F <	6 WNOE-F <	6 WNOE-F <
	6 WLMG-F	7 WYLD	7 WLTS-F <	7 WLTS-F <	7 KMEZ-F <	6 WEZB-F	7 WNOE-F	7 KKND-F	7 KKND-F	7 KKND-F
			8 WEZB-F	8 WNOE-F		8 WWL	8 WEZB-F <	8 WTKL-F	8 WEZB-F <	8 WTKL-F
							9 WLTS-F	9 WLTS-F	9 WLTS-F	9 WLTS-F

Other Rated Stations Metro Share Cume Rating TSA AQH Cume

KGLA	SP	1540	Gretna	0.4	0.6	6	66
WFNO	SP-C	830	Norco	0.7	1.1	14	133
WGSO	N	990	New Orleans	0.4	2.1	7	222
WKSX-F	CL AOR	106.1	Picayune	0.5	2.3	10	351
WSMB	SPRTS	1350	New Orleans	0.9	3.2	15	362
WTIX	T	690	New Orleans	0.4	1.7	9	249
WTIX-F	O	94.3	Galiano	0.9	3.6	17	444

Other Rated Stations--Outside Market Metro Share Cume Rating TSA AQH Cume

WFMF-F	CHR	102.5	Baton Rouge	0.4	2.1	35	1165
--------	-----	-------	-------------	-----	-----	----	------

NEW ORLEANS

Consolidation Report			12+	25-54	Revenue	Format Performance		AM	FM	Total	%	Yr. Ago		
Beasley, pend.			11.8 %	13.9 %	10.2 %	AC	0	(0)	58	(1)	58	(1)	4.1 %	8.8 %
KMEZ-FM, WBYU-AM, WRNO-FM						AOR/Classic/NR	0	(0)	129	(3)	129	(3)	9.2 %	12.4 %
Clear Channel			41.0 %	37.8 %	38.9 %	Black/Urban	22	(1)	470	(3)	492	(4)	34.9 %	35.4 %
KKND-FM, KUMX-FM, WNOE-FM, WODT-AM, WQUE-FM, WYLD-AM, WYLD-FM						CHR	0	(0)	136	(3)	136	(3)	9.7 %	4.4 %
Entercom			28.6 %	28.6 %	48.9 %	Classical	0	(0)	0	(0)	0	(0)	0.0 %	0.0 %
WEZB-FM, WLMG-FM, WLTS-FM, WSMB-AM, WTKL-FM, WWL-AM						Country	0	(0)	92	(1)	92	(1)	6.5 %	8.5 %
			81.4 %	80.3 %	98.0 %	Full Service	0	(0)	0	(0)	0	(0)	0.0 %	0.0 %
						Hispanic	18	(2)	0	(0)	18	(2)	1.3 %	0.6 %
						Jazz	0	(0)	0	(0)	0	(0)	0.0 %	0.0 %
						News/Talk	119	(3)	0	(0)	119	(3)	8.4 %	8.8 %
						Oldies	0	(0)	152	(3)	152	(3)	10.8 %	6.2 %
						Others/Unknown	0	(0)	0	(0)	0	(0)	0.0 %	0.0 %
						Religion/Gospel	83	(2)	0	(0)	83	(2)	5.9 %	7.3 %
						Soft AC	0	(0)	94	(1)	94	(1)	6.7 %	4.8 %
						Sports	14	(1)	0	(0)	14	(1)	1.0 %	0.0 %
						Standards/EZ	22	(1)	0	(0)	22	(1)	1.6 %	3.0 %
						Totals	278	(10)	1131	(15)	1409	(25)		

AM Stations

Station	Freq	Power	Format	Source	AM	FM	City
WBOK	1230	1 kw	Black Gospel	AURN, Westwd	\$23.00	--	Willis, New Orleans
WBYU	1450	1 kw	Standards	ABC	\$30.00	--	Beasley, pend., New Orleans
WODT	1280	5 kw (DA-1)	Blues	ABC, Westwd, TARN	\$ NA	Cir Chnl	Clear Channel, New Orleans
WWL	870	50 kw (DA-1)	News/Talk	CBS	\$150.00	D&R	Entercom, New Orleans
WYLD	940	10 kw/0.5 kw (DA-2)	Black Gospel		\$19.00	Cir Chnl	Clear Channel, New Orleans

FM Stations

Station	Freq	Power	Format	Source	AM	FM	City
KKND	106.7	100 kw @ 983	New Rock		\$30.00	Cir Chnl	Clear Channel, Port Sulphur
KMEZ	102.9	4.7 kw @ 604	Black AC	ABC	\$40.00	Allied	Beasley, pend., Belle Chasse
KUMX	104.1	100 kw @ 1946	CHR	Westwd	\$40.00	Cir Chnl	Clear Channel, Houma
WCKW	92.3	100 kw @ 1946	Classic Hits		\$44.00	Christal	Laplace
WEZB	97.1	100 kw @ 984	CHR	ABC, CBS	\$65.00	D&R	Entercom, New Orleans
WLMG	101.9	100 kw @ 984	Soft AC		\$85.00	D&R	Entercom, New Orleans
WLTS	105.3	100 kw @ 902	Hot AC	ABC	\$64.00	D&R	Entercom, Stidell
WNOE	101.1	100 kw @ 1004	Country	Westwd, ABC	\$102.00	Cir Chnl	Clear Channel, New Orleans
WQUE	93.3	100 kw @ 984	Black		\$112.00	Cir Chnl	Clear Channel, New Orleans
WRNO	99.5	100 kw @ 1004	Classic Hits	Source	\$87.00	Mc-Guild	Beasley, pend., New Orleans
WTKL	95.7	100 kw @ 984	Oldies	CBS	\$62.00	Eastman	Entercom, New Orleans
WYLD	98.5	100 kw @ 902	Black AC	ABC	\$85.00	Cir Chnl	Clear Channel, New Orleans

Notes: * WWL revenue level includes WSMB revenue . . . 3/00 WLTS-F shifted from AC to Hot AC (AC/CHR) . . . 6/00 WADU-F (94.9; Reserve) changed from simulcasting Country WYLA-F to Jazz as WSJZ-F . . . 6/00 KMEZ-F, WBYU and WRNO-F sold by Centennial to Beasley as part of a \$138,000,000 group transaction (Bergner)

NEW YORK

Arbitron Rank: 1 **Pop (12+):** 14,449,700
MSA Rank: 1
MSA Pop: 15,900,000
DMA: 1
Average Persons Rating: 16.9
Market TSL in Hours: 22.50

Stations: 47 / 46
Diaries: 11,694 / 1236:1 / 47.3%
Sample Target: 8,450
% Below Line: 0.7
% Not Listed: 13.4
Pop per Station: 314,124

Last Year's Revenue: \$708,200,000
Household Income: \$60,109
Total Retail Sales: \$147.4 Bil
#1 Biller: WFAN \$67,500,000
#1 Billing Portfolio
 CBS/Infinity \$260,300,000

12+ Metro	Format	Spring 00 1/4 Share	Win 00	Fall 99	Sum 99	Spg 99	4-Book Avg.	12+ Metro Cume / Rtg.	Fall 99	Spg 99	12+ TSA AQH / Cume	Revenue Level
1	WLTW-F	1572 / 6.4	6.4	5.7	6.1	5.4	6.2	22007 / 15.2	14.0	14.5	1603 / 22724	L
2	WQHT-F	1252 / 5.1	5.2	5.2	4.8	5.4	5.1	19094 / 13.2	13.5	13.7	1319 / 20474	L
3	WHTZ-F	1180 / 4.8	4.5	5.1	4.7	4.6	4.8	26145 / 17.4	17.0	17.0	1211 / 26177	L
4	WKTU-F	1125 / 4.6	4.0	3.8	4.3	4.5	4.2	20558 / 14.2	13.3	14.3	1166 / 21564	L
5	WCBS-F	1028 / 4.2	4.4	4.1	4.2	4.2	4.2	15478 / 10.7	11.2	11.0	1066 / 16281	L
6	WSKQ-F	930 / 3.8	4.5	5.2	5.1	4.8	4.7	11604 / 8.0	9.1	9.0	952 / 11977	L
7	WRKS-F	896 / 3.7	3.1	4.0	3.3	3.3	3.5	12432 / 9.6	10.2	9.5	926 / 14500	K
8	WINS	856 / 3.5	3.8	3.3	3.6	3.7	3.6	22086 / 15.3	14.8	15.5	865 / 22442	L
9	WBLS-F	830 / 3.4	3.1	3.5	3.6	3.6	3.4	13884 / 9.6	10.1	10.6	850 / 14273	J
10	WXRK-F	821 / 3.4	4.0	4.1	3.6	3.8	3.8	15569 / 10.8	11.4	10.6	910 / 17199	L
11	WQCD-F	797 / 3.3	3.2	3.0	2.9	2.9	3.1	12432 / 8.6	8.3	8.1	833 / 13172	K
12	WABC	686 / 2.8	2.4	2.7	2.7	3.1	2.7	11353 / 7.9	7.6	8.5	810 / 13468	J
13	WCBS	672 / 2.7	2.9	2.9	3.1	3.0	2.9	14813 / 10.3	11.4	11.3	769 / 17346	L
14	WOR	662 / 2.7	2.8	3.0	3.3	2.8	3.0	8860 / 6.1	7.1	6.7	736 / 10061	K
15	WPLJ-F	641 / 2.6	2.5	2.7	2.6	2.9	2.6	14676 / 10.2	10.4	10.5	694 / 16078	L
16	WAXQ-F	629 / 2.6	2.4	2.1	2.0	2.0	2.3	11631 / 8.0	6.8	6.6	677 / 12496	J
17	WPAT-F	619 / 2.5	3.0	3.1	2.7	3.2	2.8	7912 / 5.5	6.1	6.5	629 / 8149	I
18	WTJM-F	603 / 2.5	2.9	2.7	2.6	2.6	2.7	11308 / 7.8	8.6	8.5	615 / 11694	I
19	WFAN	585 / 2.4	2.3	2.8	2.6	2.7	2.5	11535 / 8.0	9.5	8.4	739 / 14212	L
20	WQXR-F	578 / 2.4	2.3	2.6	2.7	2.5	2.5	8399 / 5.8	6.6	6.1	607 / 8873	I
21	WNEW-F	458 / 1.9	1.5	1.2	1.5	1.4	1.5	7566 / 5.2	4.7	6.1	520 / 8404	I
22	WCAA-F	433 / 1.8	2.1	1.8	1.7	1.5	1.8	6848 / 4.7	4.9	4.3	433 / 6867	H
23	WADO	393 / 1.6	2.2	1.4	1.6	2.3	1.7	3740 / 2.6	2.5	3.2	393 / 3743	G
24	WFME-F	236 / 1.0	0.8	0.7	0.7	0.6	0.8	2691 / 1.9	1.8	0.6	239 / 2799	WFME-F
25	WYNY-F	223 / 0.9	1.0	0.9	0.7	0.6	0.9	3928 / 2.7	2.5	1.9	244 / 4366	WYNY-F

12+ FM Share (Metro): 77.12% (16334 of 21179) (Spring 99: 75.72%)

Teens	18-34	18-49	25-49	25-54	35+	12+ AMD	12+ Mid	12+ PMD	12+ Eve	12+ Wknd
1 WQHT-F	1 WQHT-F	1 WLTW-F <	1 WLTW-F	1 WLTW-F >	1 WLTW-F	1 WXRK-F	1 WLTW-F >	1 WLTW-F	1 WQHT-F	1 WQHT-F <
2 WHTZ-F >>	2 WKTU-F	2 WKTU-F <	2 WKTU-F	2 WKTU-F <	2 WCBS-F	2 WINS	2 WCBS-F <	2 WQHT-F	2 WHTZ-F	2 WLTW-F
3 WKTU-F	3 WHTZ-F <	3 WQHT-F	3 WSKQ-F <	3 WSKQ-F <	3 WINS	3 WSKQ-F <	3 WKTU-F	3 WHTZ-F	3 WLTW-F <	3 WKTU-F <
4 WBLS-F >	4 WXRK-F	4 WHTZ-F <	4 WXRK-F <	4 WCBS-F <	4 WQCD-F	4 WLTW-F <	4 WQCD-F <	3 WKTU-F	4 WKTU-F <	4 WHTZ-F <
5 WXRK-F <	5 WSKQ-F <	5 WXRK-F <	5 WHTZ-F <	5 WRKS-F	4 WOR <	5 WHTZ-F <	5 WHTZ-F <	5 WNEW-F <	5 WBLS-F	5 WSKQ-F <
6 WRKS-F >	6 WBLS-F <	6 WSKQ-F	6 WRKS-F	5 WQCD-F	6 WCBS <	6 WCBS <	6 WQHT-F <	6 WCBS-F	6 WRKS-F	6 WCBS-F
7 WLTW-F	7 WBLS-F <	6 WPLJ-F <	5 WXRK-F	7 WABC <	7 WCBS-F <	7 WABC <	7 WABC <	7 WQCD-F <	7 WABC <	7 WRKS-F
8 WPLJ-F	8 WRKS-F <	8 WAXQ-F	5 WHTZ-F <	8 WRKS-F <	8 WQHT-F <	8 WRKS-F <	8 WRKS-F <	8 WRKS-F <	8 WQCD-F <	7 WBLS-F
9 WRKS-F	9 WPLJ-F <	8 WQCD-F <	9 WAXQ-F	9 WQXR-F <	9 WRKS-F <	9 WRKS-F <	9 WAXQ-F	9 WBLS-F	9 WSKQ-F <	9 WPAT-F <
10 WNEW-F <	10 WAXQ-F <	10 WBLS-F <	9 WPLJ-F <	10 WSKQ-F	10 WOR <	9 WSKQ-F <			10 WPAT-F <	10 WINS <

Wom 18-24	Wom 18-34	Wom 25-34	Wom 18-49	Wom 25-54	Men 18-24	Men 18-34	Men 25-34	Men 18-49	Men 25-54	12+ Ovrnite
1 WQHT-F	1 WKTU-F <	1 WKTU-F	1 WLTW-F	1 WLTW-F >	1 WQHT-F >	1 WXRK-F <	1 WXRK-F >	1 WXRK-F	1 WXRK-F <	1 WINS <
2 WHTZ-F	2 WQHT-F	2 WPLJ-F <	2 WKTU-F <	2 WRKS-F <	2 WKTU-F <	2 WQHT-F	2 WKTU-F	2 WQHT-F	2 WLTW-F <	2 WQHT-F <
3 WKTU-F	3 WHTZ-F	3 WLTW-F <	3 WHTZ-F <	3 WKTU-F <	3 WXRK-F	3 WKTU-F >	3 WQHT-F	2 WKTU-F	3 WAXQ-F	3 WCBS
4 WBLS-F >	4 WBLS-F	4 WRKS-F <	4 WQHT-F <	4 WSKQ-F <	4 WHTZ-F >	4 WHTZ-F <	4 WNEW-F <	4 WAXQ-F	4 WKTU-F <	4 WBLS-F
5 WLTW-F	5 WLTW-F <	5 WBLS-F <	5 WBLS-F <	5 WPLJ-F	5 WSKQ-F	5 WSKQ-F <	5 WSKQ-F	4 WLTW-F	5 WCBS-F <	4 WOR <
6 WSKQ-F	6 WPLJ-F	6 WQHT-F	6 WRKS-F <	5 WHTZ-F <	6 WNEW-F <	6 WNEW-F	6 WAXQ-F	6 WSKQ-F <	6 WFAN	6 WABC
7 WPLJ-F <	7 WSKQ-F <	6 WHTZ-F <	7 WSKQ-F <	7 WTJM-F	7 WBLS-F	7 WAXQ-F <	7 WLTW-F <	7 WHTZ-F <	6 WSKQ-F	7 WLTW-F
8 WXRK-F	8 WRKS-F >	8 WSKQ-F >>	8 WPLJ-F	7 WBLS-F <	8 WLTW-F <	8 WLTW-F	8 WHTZ-F	8 WNEW-F <	8 WNEW-F	8 WRKS-F
9 WXRK-F	9 WQCD-F	9 WQCD-F <	9 WQCD-F <	9 WQCD-F <	9 WAXQ-F <	9 WBLS-F <	9 WPLJ-F	9 WFAN	8 WQCD-F	
10 WCAA-F	9 WTJM-F <	10 WTJM-F	10 WCBS-F			10 WPLJ-F <	10 WFAN <	10 WQCD-F <	10 WHTZ-F <	

NEW YORK

Other Rated Stations				Metro Share	Cume Rating	TSA AQH	Cume
WALK-F	AC	97.5	Patchogue, NY	0.9	2.0	226	3186
WBAB-F	AOR	102.3	Babylon, NY	0.6	1.9	154	2811
WBBR	N	1130	New York	0.8	3.0	212	4739
WBLI-F	AC/CHR	106.1	Patchogue, NY	0.9	2.6	217	4089
WBZO-F	O	103.1	Bay Shore, NY	0.4	1.4	109	2064
WDHA-F	AOR	105.5	Dover, NJ	0.5	1.5	134	2506
WFAS-FF	AC	103.9	White Plains, NY	0.3	0.9	78	1402
WHLI-AA	ST	1100	Hempstead, NY	0.6	1.1	162	1732
WHUD-F	AC	100.7	Peekskill, NY	0.7	1.7	220	3409
wKJY-F	AC	98.3	Hempstead, NY	0.4	1.1	90	1612
WLIB	B/T	1190	New York	0.7	1.6	177	2256
WLIR-FF	AOR-NR	92.7	Garden City, NY	0.4	2.2	104	3217
WMTR	ST	1250	Morristown, NJ	0.3	0.8	80	1140
WNSW	ST	1430	Newark, NJ	0.5	1.1	120	1624
WRTN-F	ST	93.5	New Rochelle, NY	0.4	1.2	89	1733
WVNJ	ST	1160	Oakland, NJ	0.5	0.9	138	1399
WWRU	SP-NT	1660	Jersey City, NJ	0.5	1.0	126	1387

Other Rated Stations--Outside Market				Metro Share	Cume Rating	TSA AQH	Cume
WKXW-F	T	101.5	Trenton, NJ	0.7	2.9	269	5949

Format Performance	AM	FM	Total	%	Yr. Ago
AC	0 (0)	754 (6)	754 (6)	3.6 %	3.5 %
AOR/Classic/NR	0 (0)	1817 (6)	1817 (6)	8.6 %	9.8 %
Black/Urban	177 (1)	3581 (4)	3758 (5)	17.7 %	18.3 %
CHR	0 (0)	2946 (3)	2946 (3)	13.9 %	13.8 %
Classical	0 (0)	578 (1)	578 (1)	2.7 %	2.8 %
Country	0 (0)	223 (2)	223 (2)	1.1 %	1.1 %
Full Service	0 (0)	0 (0)	0 (0)	0.0 %	0.0 %
Hispanic	519 (2)	1982 (3)	2501 (5)	11.8 %	13.5 %
Jazz	0 (0)	797 (1)	797 (1)	3.8 %	3.3 %
News/Talk	3075 (5)	622 (2)	3697 (7)	17.5 %	16.5 %
Oldies	0 (0)	1137 (2)	1137 (2)	5.4 %	5.3 %
Others/Unknown	0 (0)	0 (0)	0 (0)	0.0 %	0.0 %
Religion/Gospel	0 (0)	236 (1)	236 (1)	1.1 %	1.2 %
Soft AC	0 (0)	1572 (1)	1572 (1)	7.4 %	6.3 %
Sports	585 (1)	0 (0)	585 (1)	2.8 %	3.2 %
Standards/EZ	489 (5)	89 (1)	578 (6)	2.7 %	1.0 %
Totals	4845 (14)	16334 (33)	21179 (47)		

Consolidation Report	12+	25-54	Revenue
Big City	0.9 %	1.0 %	%
WWXY-FM, WWYY-FM, WWZY-FM, WYNY-FM			
CBS/Infinity	18.1 %	18.2 %	36.8 %
WCBS-AM, WCBS-FM, WFAN-AM, WINS-AM, WNEW-FM, WXRK-FM			
Clear Channel	20.9 %	24.0 %	21.6 %
WAXQ-FM, WHTZ-FM, WKTU-FM, WLTW-FM, WTJM-FM			
Emmis	12.1 %	11.6 %	12.4 %
WQCD-FM, WQHT-FM, WRKS-FM			
SBS	6.3 %	7.4 %	7.6 %
WPAT-FM, WSKQ-FM			
Total	58.3 %	62.2 %	78.4 %

AM Stations

Station	Power	Format	Revenue	Partner	City
WABC	770 50 kw	Talk	ABC \$355.00	ABC	New York
WADO	1280 5 kw (DA-1)	Hispanic News-Talk	\$100.00	Katz Hisp.	New York
WCBS	880 50 kw	News	CBS \$425.00	CBS	New York
WFAN	660 50 kw	Sports	Westwd, CBS, ESPN \$470.00	Infinity	New York
WINS	1010 50 kw (DA-2)	News	ABC, CNN, Westwd \$445.00	CBS	New York
WOR	710 50 kw (DA-1)	Talk	ABC, Westwd \$320.00	Mc-Guild	New York

NEW YORK

FM Stations

Station	Freq	Power	Format	Genre	Price	Buyer	Seller	Location
WAXQ	104.3	7.8 kw @ 1223	Classic AOR	AMFM	\$170.00	Katz	Clear Channel	New York
WBLS	107.5	4.2 kw @ 1362	Black AC	ABC	\$260.00	Mc-Guild	Inner City	New York
WCAA	105.9	0.81 kw @ 1223	Hispanic-Tropical		\$ NA	--	Hispanic	Newark, NJ
WCBS	101.1	6.8 kw @ 1325	Oldies	CBS	\$560.00	CBS	CBS/Infinity	New York
WFME	94.7	37 kw @ 570	Religion		\$ NA	--	Family Stations	Newark, NJ
WHTZ	100.3	6 kw @ 1362	CHR		\$314.00	--	Clear Channel	Newark, NJ
WKTU	103.5	5.4 kw @ 1420	CHR/Urban	Westwd, AMFM	\$400.00	Eastman	Clear Channel	Lake Success, NY
WLTW	106.7	6 kw @ 1362	Soft AC	AMFM	\$580.00	Katz	Clear Channel	New York
WNEW	102.7	7.8 kw @ 1223	Talk	Westwd	\$305.00	CBS	CBS/Infinity	New York
WPAT	93.1	5.4 kw @ 1420	Hispanic Contemp.		\$125.00	Caballero	SBS	Paterson, NJ
WPLJ	95.5	6.7 kw @ 1335	CHR/AC	ABC	\$435.00	ABC	ABC	New York
WQCD	101.9	6 kw @ 1362	Jazz		\$358.00	Christal	Emmis	New York
WQHT	97.1	6.7 kw @ 1339	Urban/CHR		\$390.00	Allied	Emmis	New York
WQXR	96.3	6 kw @ 1362	Classical	Westwd	\$190.00	Allied	New York Times	New York
WRKS	98.7	6 kw @ 1362	Black AC	Source, Westwd	\$475.00	D&R	Emmis	New York
WSKQ	97.9	6 kw @ 1362	Hispanic-Tropical		\$340.00	Caballero	SBS	New York
WTJM	105.1	6 kw @ 1362	Black Oldies	AMFM	\$320.00	Sentry	Clear Channel	New York
WXRK	92.3	6 kw @ 1362	Talk/New Rock	Westwd, Source	\$540.00	Infinity	CBS/Infinity	New York

Notes: 3/00 WFAS-AF (1230/103.9; White Plains) and WFAF-F (106.3; Mt. Kisco) sold by Aurora to Nassau as part of a \$185,000,000 group transaction . . . 4/00 WKDM (1380) sold by Multicultural to Mega in a transaction valued at \$45,000,000 . . . 6/00 WNSW (1430; Newark, NJ) added Hispanic Talk 12 Mid-6 AM . . . 9/00 WKDM (1380) changed to Hispanic Talk as WNNY . . . 9/00 "Rambling with Gambling" ended its 75-year run as WOR's morning program after 23,316 broadcasts

FORMAT CODES

AC	- Adult Contemporary	J	- Jazz and New Adult Contemporary
AC-NR	- Modern AC	KIDS	- Children's
AOR	- Album Oriented Rock	N	- News
AOR-NR	- New Rock	O	- Oldies (50's & 60's)
AOR-P	- Progressive AOR	REL	- Religion, Christian
B	- Black (audience 75%+ Black)	REL-CC	- Contemporary Christian
B/AC	- Black Adult Contemporary	SAC	- Soft Adult Contemporary
B/G	- Black Gospel	SP	- Hispanic/Spanish
B/O	- Black Oldies	SP-C	- Hispanic Contemporary
BIZ	- Business News & Talk	SP-NT	- Hispanic News/Talk/Information
C	- Country	SP-R	- Hispanic-Regional
C/O	- Classic Country	SP-TP	- Hispanic-Tropical
CHR	- Contemporary Hit Radio, Top 40	SP-VA	- Hispanic Variety
CL	- Classical	SP-TJ	- Tejano
CL AOR	- Classic AOR, Classic Rock	SPRTS	- Sports
CL HITS	- Classic Hits/70's Oldies	ST	- Standards, Big Band, Nostalgia
E	- Ethnic (usually Foreign Lang.)	T	- Talk
EZ	- Easy Listening, Beautiful Music	U	- Urban (majority of audience is non-white)
FS	- Full Service	VA	- Variety
G	- Gospel	?	- Others or Unknown

REVENUE LEVEL CODES

A - Less than \$500,000	E - \$3,000,000 to \$3,999,999	I - \$10,000,000 to \$14,999,999
B - \$500,000 to \$999,999	F - \$4,000,000 to \$4,999,999	J - \$15,000,000 to \$19,999,999
C - \$1,000,000 to \$1,999,999	G - \$5,000,000 to \$6,999,999	K - \$20,000,000 to \$29,999,999
D - \$2,000,000 to \$2,999,999	H - \$7,000,000 to \$9,999,999	L - \$30,000,000+

NORFOLK

Arbitron Rank: 36 Pop (12+): 1,206,800	Stations: 24 / 24	Last Year's Revenue: \$52,500,000
MSA Rank: 36	Diaries: 2,348/ 514:1/ 54.7%	Household Income: \$43,721
MSA Pop: 1,550,000	Sample Target: 1,670	Total Retail Sales: \$14.2 Bil.
DMA: 39	% Below Line: 0.0	#1 Biller: WOWI-F \$7,800,000
Average Persons Rating: 15.5	% Not Listed: 14.2	#1 Billing Portfolio
Market TSL in Hours: 20.50	Pop per Station: 50,283	Entercom \$14,000,000

12+ Metro	Format	Spring 00 1/4 Share	Win 00	Fall 99	Sum 99	Spg 99	4-Book Avg.	12+ Metro Cume / Rtg.	Fall 99	Spg 99	12+ TSA AQH / Cume	Revenue Level		
1	WOWI-F	B	217 / 11.6	12.2	10.6	12.3	12.6	11.7	2534 / 21.0	19.2	23.5	248 / 2970	H	WOWI-F
2	WWDE-F	AC	129 / 6.9	7.6	5.6	5.7	5.0	6.4	1787 / 14.8	15.7	13.4	139 / 1947	G	WWDE-F
3	WNVZ-F	CHR/B	121 / 6.5	7.6	6.3	5.7	5.1	6.5	2383 / 19.7	20.0	18.1	135 / 2690	D	WNVZ-F
4	WNOR-F	AOR	119 / 6.3	6.3	7.8	6.1	6.2	6.6	1748 / 14.5	14.2	13.8	129 / 1930	F	WNOR-F
5	WAFX-F	CL AOR	108 / 5.8	5.1	5.0	5.5	5.4	5.3	1343 / 11.1	12.1	10.6	125 / 1621	F	WAFX-F
6	WCMS-F	C	105 / 5.6	5.2	5.4	5.8	5.0	5.5	1458 / 12.1	12.9	12.4	124 / 1748	E	WCMS-F
7	WGH-F	C	94 / 5.0	5.1	5.1	5.2	5.2	5.1	1562 / 12.9	12.2	12.1	106 / 1756	F	WGH-F
8	WWSO-F	B/O	92 / 4.9	7.0	5.1	3.4	2.7	5.1	1187 / 9.8	9.5	8.7	108 / 1429	C	WWSO-F
9	WVKL-F	O	89 / 4.7	3.6	4.1	3.7	4.3	4.0	1291 / 10.7	11.8	12.2	99 / 1445	C	WVKL-F
10	WPTE-F	AC-NR	82 / 4.4	3.8	4.6	6.0	4.4	4.7	1741 / 14.4	14.5	13.6	85 / 1856	E	WPTE-F
11	WJCD-F	J	76 / 4.1	4.3	4.5	4.4	5.0	4.3	1176 / 9.7	9.5	10.3	85 / 1306	D	WJCD-F
12	WNIS	N/T	66 / 3.5	3.3	4.0	3.2	4.0	3.5	970 / 8.0	8.9	8.7	72 / 1067	D	WNIS
13	WROX-F	AOR-NR	63 / 3.4	2.8	3.3	3.2	2.8	3.2	1277 / 10.6	10.7	11.5	69 / 1409	C	WROX-F
14	WSVY-F	B/O	57 / 3.0	2.9	3.3	5.5	5.1	3.7	1023 / 8.5	9.6	11.5	66 / 1199	C	WSVY-F
15	WKOC-F	AOR-P	45 / 2.4	2.2	2.3	2.4	2.7	2.3	1130 / 9.4	9.2	9.6	55 / 1348	D	WKOC-F
16	WXEZ-F	SAC	44 / 2.3	2.7	2.4	2.8	3.2	2.6	643 / 5.3	7.0	7.1	52 / 777	C	WXEZ-F
17	WPCE	G	30 / 1.6	2.2	2.4	1.8	2.5	2.0	505 / 4.2	4.4	3.6	31 / 513	A	WPCE

12+ FM Share (Metro): 89.56% (1441 of 1609) (Spring 99: 86.36%)

Teens	18-34	18-49	25-49	25-54	35+	12+ AMD	12+ Mid	12+ PMD	12+ Eve	12+ Wknd	
1	WOWI-F <	1	WOWI-F >	1	WOWI-F <	1	WOWI-F <	1	WOWI-F >	1	WOWI-F >>
2	WNVZ-F >>>	2	WNOR-F	2	WAFX-F <	2	WWSO-F <	2	WAFX-F <	2	WNVZ-F
3	WROX-F >	3	WNVZ-F >	3	WAFX-F <	3	WCMS-F <	3	WNVZ-F <	3	WWSO-F
4	WROX-F	4	WWDE-F	4	WNOR-F	4	WVKL-F <	4	WNVZ-F <	4	WWSO-F <
4	WWDE-F <	5	WNVZ-F <	5	WGH-F	5	WAFX-F	5	WNVZ-F <	5	WWSO-F <
6	WGH-F	6	WPTE-F <	5	WPTE-F	6	WWSO-F <	6	WWSO-F <	6	WWSO-F <
7	WPTE-F <	7	WGH-F	7	WWSO-F	7	WPTE-F <	7	WWSO-F	7	WWSO-F
				8	WJCD-F <	8	WJCD-F <	8	WGH-F	8	WGH-F <
				9	WCMS-F <	9	WCMS-F <	9	WSVY-F <	9	WSVY-F <
				10	WNVZ-F <	10	WVKL-F	10	WNVZ-F <	10	WVKL-F

Wom 18-24	Wom 18-34	Wom 25-34	Wom 18-49	Wom 25-54	Men 18-24	Men 18-34	Men 25-34	Men 18-49	Men 25-54	12+ Ovrnite	
1	WOWI-F >>	1	WOWI-F >	1	WOWI-F >>	1	WOWI-F <	1	WOWI-F <	1	WAFX-F <
2	WNVZ-F >>	2	WNVZ-F <	2	WWDE-F <	2	WNOR-F >	2	WNOR-F >>	2	WNOR-F
3	WWDE-F >	3	WWDE-F	3	WOWI-F <	3	WNOR-F >	3	WNOR-F >>	3	WNOR-F
4	WROX-F	4	WGH-F	4	WGH-F	3	WROX-F >	3	WAFX-F <	3	WAFX-F >
4	WNOR-F	5	WNOR-F	4	WGH-F	4	WNVZ-F >	4	WNVZ-F	4	WROX-F
		6	WPTE-F >	5	WPTE-F <	5	WAFX-F	5	WGH-F	5	WPTE-F <
		7	WCMS-F	6	WWSO-F	6	WGH-F	6	WROX-F	6	WWSO-F <
		8	WKOC-F	7	WAFX-F <	7	WGH-F	7	WNVZ-F	7	WWSO-F <
		9	WWSO-F	8	WJCD-F	8	WGH-F	8	WROX-F	8	WWSO-F <
		10	WJCD-F <	9	WNVZ-F	9	WGH-F	9	WNVZ-F	9	WWSO-F <

Other Rated Stations	Metro Share	Cume Rating	TSA AQH Cume
WGH	SPRTS	1310	Newport News 0.6 2.6 13 340
WGPL	B/G	1350	Portsmouth 0.8 2.6 18 332
WJOI	ST	1230	Norfolk 0.7 1.8 13 213
WPMH	REL	1010	Portsmouth 0.4 1.1 8 141
WTAR	T/SPRTS	850	Norfolk 0.9 3.9 18 536
WTJZ	B/G	1270	Newport News 0.4 1.7 9 217

NORFOLK

Consolidation Report	12+	25-54	Revenue	Format Performance	AM	FM	Total	%	Yr. Ago
Barnstable WCMS-AM, WCMS-FM, WGH-AM, WGH-FM, WWSO-FM, WXEZ-FM	18.4 %	20.0 %	21.0 %	AC	0 (0)	211 (2)	211 (2)	13.1 %	11.2 %
Clear Channel WJCD-FM, WOWI-FM, WSVV-FM, WSVY-FM	18.7 %	17.4 %	21.4 %	AOR/Classic/NR	0 (0)	335 (4)	335 (4)	20.8 %	16.4 %
Entercom WNVZ-FM, WPTE-FM, WVKL-FM, WWDE-FM	22.5 %	22.7 %	26.7 %	Black/Urban	0 (0)	366 (4)	366 (4)	22.7 %	20.3 %
Saga WAFX-FM, WJOI-AM, WNOR-FM	12.8 %	24.5 %	16.0 %	CHR	0 (0)	121 (1)	121 (1)	7.5 %	9.1 %
Sinclair Communications WKOC-FM, WNIS-AM, WROX-FM, WTAR-AM	10.2 %	8.9 %	12.6 %	Classical	0 (0)	0 (0)	0 (0)	0.0 %	0.0 %
Willis WCPK-AM, WGPL-AM, WPCE-AM	2.4 %	2.4 %	1.4 %	Country	0 (0)	199 (2)	199 (2)	12.4 %	11.9 %
				Full Service	0 (0)	0 (0)	0 (0)	0.0 %	0.0 %
				Hispanic	0 (0)	0 (0)	0 (0)	0.0 %	0.0 %
				Jazz	0 (0)	76 (1)	76 (1)	4.7 %	5.8 %
				News/Talk	82 (2)	0 (0)	82 (2)	5.1 %	5.9 %
				Oldies	0 (0)	89 (1)	89 (1)	5.5 %	4.9 %
				Others/Unknown	0 (0)	0 (0)	0 (0)	0.0 %	0.0 %
				Religion/Gospel	61 (4)	0 (0)	61 (4)	3.8 %	5.6 %
				Soft AC	0 (0)	44 (1)	44 (1)	2.7 %	3.1 %
				Sports	12 (1)	0 (0)	12 (1)	0.7 %	1.0 %
				Standards/EZ	13 (1)	0 (0)	13 (1)	0.8 %	4.1 %
				Totals	168 (8)	1441 (16)	1609 (24)		

AM Stations

Station	Power	Frequency	Format	Company	City
WNIS	790	5 kw (DA-1)	News/Talk	Westwd. CBS	Norfolk
WPCE	1400	1 kw	Religion	AURN, Westwd	Portsmouth

FM Stations

Station	Power	Frequency	Format	Company	City
WAFX	106.9	100 kw @ 984	Classic AOR	CBS	Suffolk
WCMS	100.5	50 kw @ 500	Country	ABC	Norfolk
WGH	97.3	74 kw @ 400	Country	Eastman	Newport News
WJCD	105.3	50 kw @ 500	Jazz	ABC	Norfolk
WKOC	93.7	100 kw @ 935	Progressive AOR	Mc-Guild	Elizabeth City, NC
WNOR	98.7	46 kw @ 520	AOR	Mc-Guild	Norfolk
WNVZ	104.5	50 kw @ 479	Dance CHR	D&R	Norfolk
WOWI	102.9	50 kw @ 472	Black	AURN	Norfolk
WPTE	94.9	50 kw @ 500	Modern AC	D&R	Virginia Beach
WROX	96.1	23 kw @ 722	New Rock	Mc-Guild	Cape Charles
WSVV	92.1	3.7 kw @ 420	Simul. WSVY-F		Moyock, NC
WSVY	107.7	5.2 kw @ 351	Black Oldies	ABC	Windsor
WVKL	95.7	40 kw @ 880	Oldies	D&R	Norfolk
WWDE	101.3	50 kw @ 500	AC	D&R	Hampton
WWSO	92.9	50 kw @ 484	Black Oldies	D&R	Suffolk
WXEZ	94.1	40 kw @ 531	Soft AC	---	Yorktown

Notes: 3/00 WBYM (1490; Hampton) changed from Standards to Classic Country . . . 3/00 WXEZ-F changed from Easy Listening to Soft AC . . . 5/00 WXEZ-F sold by Eure to Barnstable for \$7,000,000 (Blackburn) . . . 8/00 WXEZ-F changed from Soft AC to Black Gospel as "Praise 94"

OKLAHOMA CITY

Arbitron Rank: 54	Pop (12+): 861,400	Stations: 23 / 23	Last Year's Revenue: \$43,600,000
MSA Rank: 58		Diaries: 2,119/ 407:1/ 50.4%	Household Income: \$37,881
MSA Pop: 1,050,000		Sample Target: 2,130	Total Retail Sales: \$9.9 Bil.
DMA: 47		% Below Line: 0.0	#1 Biller: KATT-F \$5,500,000
Average Persons Rating: 14.5		% Not Listed: 14.5	#1 Billing Portfolio
Market TSL in Hours: 19.50		Pop per Station: 37,452	Clear Channel \$18,775,000

12+ Metro	Format	Spring 00 1/4 Share	Win 00	Fall 99	Sum 99	Spg 99	4-Book Avg.	12+ Metro Cume / Rtg.	Fall 99	Spg 99	12+ TSA AQH / Cume	Revenue Level		
1	KATT-F	AOR	105 / 8.4	8.4	6.8	9.6	8.0	8.3	1467 / 17.0	14.9	17.9	165 / 2257	G	KATT-F
2	KXXY-F	C	104 / 8.4	6.7	8.2	6.9	7.9	7.5	1462 / 17.0	16.9	16.5	130 / 1825	G	KXXY-F
3	KJYO-F	CHR	97 / 7.8	9.6	10.7	10.3	11.0	9.6	2019 / 23.4	25.1	27.7	138 / 2727	F	KJYO-F
4	KKWD-F	CHR/U	89 / 7.2	5.7	2.4	2.2	1.9	4.4	1493 / 17.3	5.5	5.3	91 / 1576	D	KKWD-F
5	KOMA-F	O	88 / 7.1	7.0	5.8	6.5	5.4	6.6	1337 / 15.5	13.4	13.0	113 / 1739	F*	KOMA-F
5	KRXO-F	CL AOR	88 / 7.1	6.4	6.5	6.9	5.9	6.7	1092 / 12.7	14.5	12.9	102 / 1385	E	KRXO-F
7	KTOK	N/T	81 / 6.5	5.7	6.8	6.2	6.6	6.3	1167 / 13.5	13.0	14.8	92 / 1364	E	KTOK
8	KMGL-F	AC	65 / 5.2	5.2	4.8	5.5	5.9	5.2	1056 / 12.3	12.0	12.8	80 / 1422	E	KMGL-F
9	KYIS-F	AC-NR	62 / 5.0	5.7	5.7	5.1	6.1	5.4	1250 / 14.5	15.8	17.2	73 / 1653	D	KYIS-F
10	KQSR-F	SAC	59 / 4.7	4.5	3.7	3.7	3.9	4.2	1069 / 12.4	9.7	11.7	73 / 1305	C	KQSR-F
11	KTST-F	C	45 / 3.6	5.3	6.1	5.3	7.0	5.1	935 / 10.9	14.8	15.5	69 / 1306	D	KTST-F
12	KVSP	B	44 / 3.5	3.5	3.6	4.9	3.2	3.9	525 / 6.1	6.0	6.3	45 / 538	A	KVSP
13	KKNG-F	C/O	36 / 2.9	5.0	4.3	4.8	3.7	4.2	587 / 6.8	9.3	7.4	64 / 864	C	KKNG-F
14	WWLS-F	SPRTS	25 / 2.0	1.8	2.5	1.6	1.1	2.0	477 / 5.5	5.4	3.7	25 / 483	B^	WWLS-F
15	KQCV	REL	13 / 1.0	0.7	0.7	0.9	0.9	0.8	263 / 3.1	2.5	2.9	14 / 292		KQCV
16	KOMA	O	12 / 1.0	1.0	1.6	1.3	1.3	1.2	287 / 3.3	5.8	3.1	16 / 362	*	KOMA

12+ FM Share (Metro): 82.07% (874 of 1065) (Spring 99: 81.42%)

Teens	18-34	18-49	25-49	25-54	35+	12+ AMD	12+ Mid	12+ PMD	12+ Eve	12+ Wknd
1 KKWD-F	1 KATT-F >	1 KATT-F	1 KRXO-F	1 KRXO-F	1 KOMA-F <	1 KXXY-F <	1 KXXY-F <	1 KATT-F <	1 KKWD-F <	1 KJYO-F <
2 KJYO-F >>>	2 KKWD-F <	2 KRXO-F	2 KATT-F	2 KATT-F <	2 KXXY-F <	2 KATT-F	2 KATT-F <	2 KXXY-F <	2 KJYO-F >	2 KATT-F >
3 KATT-F >	3 KJYO-F	3 KJYO-F <	3 KXXY-F	3 KXXY-F	3 KTOK	3 KJYO-F <	3 KRXO-F <	3 KJYO-F <	3 KATT-F	3 KXXY-F <
	4 KYIS-F	4 KXXY-F	4 KJYO-F <	4 KOMA-F <	4 KRXO-F	4 KOMA-F <	4 KOMA-F <	4 KKWD-F <	4 KTOK	4 KKWD-F
	5 KRXO-F <	5 KYIS-F <	5 KYIS-F <	5 KJYO-F <	5 KQSR-F	5 KRXO-F <	5 KTOK	5 KTOK	5 KXXY-F <	5 KRXO-F <
	6 KMGL-F	6 KKWD-F <	6 KMGL-F	6 KMGL-F <	6 KMGL-F	6 KTOK	6 KMGL-F <	5 KRXO-F <	6 KRXO-F <	6 KOMA-F >
	6 KXXY-F	7 KMGL-F >	7 KKWD-F <	7 KYIS-F	7 KATT-F <	7 KYIS-F <	7 KJYO-F <	7 KOMA-F	7 KEBC <	7 KYIS-F
	6 KTST-F <	8 KOMA-F <	8 KOMA-F	8 KKWD-F <	8 KKNG-F <	8 KKWD-F	8 KKWD-F <	8 KMGL-F	8 KOMA-F	7 KTST-F <
		9 KTST-F <	9 KQSR-F <	9 KQSR-F	9 KJYO-F	9 KQSR-F <	9 KYIS-F <	9 KQSR-F <	8 KMGL-F <	9 KQSR-F
						10 KMGL-F	10 KQSR-F >		10 KQSR-F <	10 KVSP <

Wom 18-24	Wom 18-34	Wom 25-34	Wom 18-49	Wom 25-54	Men 18-24	Men 18-34	Men 25-34	Men 18-49	Men 25-54	12+ Ovrnite
1 KJYO-F	1 KJYO-F	1 KJYO-F	1 KJYO-F	1 KXXY-F	1 KATT-F >>	1 KATT-F >>	1 KATT-F >>	1 KATT-F	1 KRXO-F	1 KJYO-F
1 KKWD-F	2 KKWD-F	2 KYIS-F <	2 KMGL-F	2 KJYO-F	2 KJYO-F	2 KKWD-F	2 KRXO-F <	2 KRXO-F >>	2 KATT-F >	2 KKWD-F
3 KMGL-F	3 KYIS-F	3 KKWD-F	2 KXXY-F <	2 KMGL-F	2 KKWD-F >	3 KRXO-F	3 KKWD-F	3 KXXY-F <	3 KXXY-F	3 KOMA-F
4 KATT-F	3 KMGL-F	3 KXXY-F <	4 KYIS-F	4 KYIS-F	4 KVSP	4 KYIS-F <	4 KYIS-F	4 KKWD-F	4 KOMA-F	4 KXXY-F <
4 KYIS-F >	5 KXXY-F	5 KMGL-F	5 KKWD-F	5 KOMA-F	4 KYIS-F	5 KJYO-F <	5 WWLS-F	5 KJYO-F	5 KKWD-F	5 KTOK
6 KTST-F	5 KATT-F	6 KATT-F	6 KRXO-F <	6 KRXO-F	6 KRXO-F	6 KTST-F	5 KTST-F	6 KYIS-F <	6 KQSR-F	5 KATT-F <
	7 KTST-F <	7 KTST-F	7 KATT-F <	6 KQSR-F <	6 KTST-F	6 KVSP	7 KVSP	7 KTST-F	6 WWLS-F	
			8 KOMA-F	8 KKWD-F	6 KXXY-F			7 WWLS-F	8 KTST-F	
				9 KATT-F				8 KTOK <		

Other Rated Stations				Metro Share	Cume Rating	TSA AQH	Cume
KEBC	VA	1340	Oklahoma City	0.8	2.2	10	190
KKNG	REL	890	Oklahoma City	0.4	1.1	5	103
KREF-AA	T	1400	Norman	0.4	1.2	6	132
KTUZ-F	SP-R	105.5	Chickasha	0.9	1.4	12	157
WKY	T	930	Oklahoma City	0.9	4.1	14	442
WWLS	SPRTS	640	Moore	0.8	2.6	16	337

OKLAHOMA CITY

Consolidation Report	12+	25-54	Revenue	Format Performance	AM	FM	Total	%	Yr. Ago
Citadel	23.4 %	24.4 %	25.0 %	AC	0 (0)	127 (2)	127 (2)	11.9 %	13.9 %
KATT-FM, KKWD-FM, KYIS-FM, WWLS-AM, WWLS-FM				AOR/Classic/NR	0 (0)	193 (2)	193 (2)	18.1 %	16.2 %
Clear Channel	31.8 %	28.9 %	43.1 %	Black/Urban	44 (1)	0 (0)	44 (1)	4.1 %	3.7 %
KEBC-AM, KJYO-FM, KQSR-FM, KTOK-AM, KTST-FM, KXXY-FM				CHR	0 (0)	186 (2)	186 (2)	17.5 %	12.8 %
Renda	20.4 %	24.7 %	27.4 %	Classical	0 (0)	0 (0)	0 (0)	0.0 %	0.0 %
KMGL-FM, KOMA-AM, KOMA-FM, KRXO-FM				Country	0 (0)	185 (3)	185 (3)	17.4 %	21.7 %
	75.6 %	78.0 %	95.5 %	Full Service	0 (0)	0 (0)	0 (0)	0.0 %	0.0 %
				Hispanic	0 (0)	11 (1)	11 (1)	1.0 %	2.5 %
				Jazz	0 (0)	0 (0)	0 (0)	0.0 %	2.2 %
				News/Talk	97 (3)	0 (0)	97 (3)	9.1 %	8.9 %
				Oldies	12 (1)	88 (1)	100 (2)	9.4 %	7.7 %
				Others/Unknown	10 (1)	0 (0)	10 (1)	0.9 %	2.0 %
				Religion/Gospel	18 (2)	0 (0)	18 (2)	1.7 %	1.1 %
				Soft AC	0 (0)	59 (1)	59 (1)	5.5 %	4.6 %
				Sports	10 (1)	25 (1)	35 (2)	3.3 %	2.6 %
				Standards/EZ	0 (0)	0 (0)	0 (0)	0.0 %	0.0 %
				Totals	191 (9)	874 (13)	1065 (22)		

AM Stations

Station	Freq	Power	Time	Format	Source	Advertiser	Agency	City	
KOMA	1520	50 kw	(DA-N)	Oldies	CBS	\$ NA	Katz	Renda	Oklahoma City
KQCV	800	2.5 kw/0.5 kw	(DA-2)	Religion	USA	\$ NA	---	---	Oklahoma City
KTOK	1000	5 kw	(DA-2)	News/Talk	ABC	\$67.00	Cir Chnl	Clear Channel	Oklahoma City
KVSP	1140	1 kw	(Days)	Black	AURN, ABC, WWI	\$25.00	---	Perry	Oklahoma City

FM Stations

Station	Freq	Power	Time	Format	Source	Advertiser	Agency	City	
KATT	100.5	100 kw	@ 1191	AOR	Source	\$71.00	Banner	Citadel	Oklahoma City
KJYO	102.7	100 kw	@ 985	CHR	---	\$66.00	Cir Chnl	Clear Channel	Oklahoma City
KKNG	93.3	100 kw	@ 797	Classic Country	---	\$ NA	---	KKNG/KTUZ-F	Newcastle
KKWD	97.7	6 kw	@ 315	Dance CHR	---	\$37.00	---	Citadel	Edmond
KMGL	104.1	100 kw	@ 1362	AC	---	\$79.00	Eastman	Renda	Oklahoma City
KOMA	92.5	100 kw	@ 984	Oldies	CBS	\$74.00	Katz	Renda	Oklahoma City
KQSR	94.7	100 kw	@ 1389	Soft AC	---	\$ NA	Cir Chnl	Clear Channel	Oklahoma City
KRXO	107.7	100 kw	@ 990	Classic AOR	---	\$82.00	---	Renda	Oklahoma City
KTST	101.9	100 kw	@ 1389	Country	---	\$40.00	Cir Chnl	Clear Channel	Oklahoma City
KXXY	96.1	100 kw	@ 1171	Country	---	\$125.00	Cir Chnl	Clear Channel	Oklahoma City
KYIS	98.9	100 kw	@ 1100	AC-NR	AP	\$32.00	O&R	Citadel	Oklahoma City
WWLS	104.9	6 kw	@ 300	Sports	1-on-1, ESPN, CBS	\$21.00	---	Citadel	Bethany

Notes: * KOMA-F revenue level includes KOMA revenue; ^ WWLS-F revenue level includes WWLS . . . WKY is LMA'd to Clear Channel . . . According to Arbitron, KVSP's programming is carried on KEBC in some dayparts . . . 6/00 KOKC (1490; Guthrie) changed from simulcasting Talk KREF (1400) to Jazz

OMAHA

Arbitron Rank: 73 Pop (12+): 548,700	Stations: 21 / 20	Last Year's Revenue: \$36,500,000
MSA Rank: 78	Diaries: 1,678/ 327:1/ 56.0%	Household Income: \$56,763
MSA Pop: 705,000	Sample Target: 1,670	Total Retail Sales: \$8.1 Bil.
DMA: 75	% Below Line: 0.5	#1 Biller: KEZO-F \$5,100,000
Average Persons Rating: 14.2	% Not Listed: 15.4	#1 Billing Portfolio
Market TSL in Hours: 19.00	Pop per Station: 27,435	Journal Broadcast Group \$15,170,000

12+ Metro	Format	Spring 00 1/4 Share	Win 00	Fall 99	Sum 99	Spg 99	4-Book Avg.	12+ Metro Cume / Rtg.	Fall 99	Spg 99	12+ TSA AQH / Cume	Revenue Level		
1	KQCH-F	CHR/U	68 / 8.7	6.4	5.9	6.6	2.7	6.9	1227 / 22.4	18.3	9.7	100 / 1966	B	KQCH-F
2	KXKT-F	C	67 / 8.6	8.6	10.6	7.7	10.2	8.9	942 / 17.2	20.3	18.7	94 / 1325	F	KXKT-F
3	KFAB	FS/T	59 / 7.6	7.2	7.4	8.3	7.4	7.6	921 / 16.8	17.3	17.0	99 / 1596	E	KFAB
4	KGOR-F	O	57 / 7.3	8.3	7.8	8.2	7.8	7.9	985 / 18.0	17.5	18.1	84 / 1572	E	KGOR-F
5	KEZO-F	AOR	51 / 6.5	8.0	7.3	7.2	8.3	7.3	931 / 17.0	16.1	16.7	99 / 1642	G	KEZO-F
6	KQKQ-F	CHR	45 / 5.8	5.0	6.9	7.0	9.3	6.2	1174 / 21.4	21.9	23.5	64 / 1767	D	KQKQ-F
7	KOMJ	ST	41 / 5.3	5.4	3.6	2.1	1.7	4.1	454 / 8.3	6.5	4.6	70 / 815	*	KOMJ
8	KSRZ-F	AC/CHR	39 / 5.0	4.4	4.1	5.3	6.8	4.7	821 / 15.0	14.0	21.4	59 / 1238	E	KSRZ-F
9	KKAR	N/T	38 / 4.9	4.0	5.2	3.8	4.9	4.5	521 / 9.5	14.1	10.1	47 / 706	D	KKAR
9	KEFM-F	AC/CHR	38 / 4.9	5.9	5.1	5.7	6.9	5.4	694 / 12.7	13.1	15.7	58 / 1085	E	KEFM-F
11	WOW-F	C	35 / 4.5	6.8	5.2	4.1	4.6	5.1	605 / 11.0	12.1	10.8	67 / 1070	F*	WOW-F
12	KKCD-F	CL AOR	33 / 4.2	4.2	3.7	3.2	3.7	3.8	613 / 11.2	9.8	10.4	40 / 683	C	KKCD-F
13	KRQC-F	AOR	28 / 3.6	2.7	3.7	2.6	1.8	3.1	605 / 11.0	11.3	9.7	35 / 711	A	KRQC-F
14	KZFX-F	CL HITS	13 / 1.7	2.1	2.7	3.1	2.4	2.4	324 / 5.9	9.0	7.7	31 / 726	C	KZFX-F
15	KOSR	SPRTS	11 / 1.4	1.2	2.0	1.5	1.0	1.5	179 / 3.3	6.3	3.4	11 / 190	A	KOSR

12+ FM Share (Metro): 73.18% (483 of 660) (Spring 99: 79.67%)

Teens	18-34	18-49	25-49	25-54	35+	12+ AMD	12+ Mid	12+ PMD	12+ Eve	12+ Wknd
1 KOCH-F >>>	1 KOCH-F	1 KXKT-F <	1 KXKT-F <	1 KXKT-F	1 KFAB <	1 KFAB	1 KXKT-F	1 KOCH-F	1 KOCH-F >>>	1 KOCH-F
2 KQKQ-F >>>	2 KEZO-F	2 KEZO-F <	2 KEZO-F	2 KGOR-F <	2 KGOR-F	2 KEZO-F	2 KGOR-F <	2 KXKT-F <	2 KQKQ-F	2 KXKT-F
3 KRQC-F	3 KSRZ-F	3 KOCH-F	3 KSRZ-F <	3 KEZO-F	3 KXKT-F <	3 KXKT-F >	3 KKAR	3 KGOR-F	3 KFAB <	3 KGOR-F <
	3 KQKQ-F <	4 KSRZ-F	4 KKCD-F <	4 KSRZ-F <	4 KOMJ	4 KGOR-F <	4 KFAB <	4 KFAB	4 KXKT-F <	4 KQKQ-F <
	5 KXKT-F	5 KQKQ-F	5 KOCH-F	5 KKCD-F <	5 KKAR <	5 KOCH-F <	5 KOCH-F <	4 KSRZ-F <	5 KEFM-F	5 KOMJ <
	6 KRQC-F	5 KGOR-F <	5 KGOR-F <	6 KOCH-F	6 WOW-F	6 KQKQ-F	6 KOMJ <	6 KEZO-F	5 KRQC-F <	6 KEZO-F <
	7 KKCD-F >	7 KKCD-F <	7 KEFM-F	6 KEFM-F	6 KEFM-F	7 WOW-F	7 KSRZ-F <	6 KQKQ-F <	7 KEZO-F	7 KFAB
		8 KEFM-F	8 KQKQ-F	8 KQKQ-F	8 KEZO-F <	8 KOMJ <	8 KEFM-F <	8 KEFM-F	7 KGOR-F	8 KSRZ-F <
		9 KRQC-F	9 KKAR <	9 WOW-F	9 KKCD-F	9 KEFM-F <	9 WOW-F <	8 KOMJ <	9 KSRZ-F	9 KKCD-F <
			10 WOW-F <	10 KFAB	10 KOCH-F	10 KSRZ-F	10 KQKQ-F <	10 KRQC-F <	10 KOMJ <	10 WOW-F <
				10 KKAR >						

Wom 18-24	Wom 18-34	Wom 25-34	Wom 18-49	Wom 25-54	Men 18-24	Men 18-34	Men 25-34	Men 18-49	Men 25-54	12+ Ovmite
1 KOCH-F	1 KOCH-F	1 KXKT-F <	1 KXKT-F	1 KXKT-F >	1 KRQC-F	1 KEZO-F >	1 KEZO-F >>	1 KEZO-F >	1 KEZO-F >	1 KFAB <
2 KQKQ-F	1 KQKQ-F <	2 KQKQ-F	2 KQKQ-F <	2 KGOR-F <	1 KOCH-F	2 KRQC-F	2 KSRZ-F	2 KKCD-F <	2 KKCD-F	2 KOCH-F >
3 KSRZ-F	3 KXKT-F <	3 KOCH-F	3 KOCH-F <	3 KEFM-F <	3 KEZO-F	2 KOCH-F >	3 KKAR	3 KOCH-F <	3 KGOR-F	3 KEZO-F
4 KXKT-F >>	4 KSRZ-F >>	3 KSRZ-F >	4 KSRZ-F <	4 KQKQ-F <	4 KQKQ-F	4 KKCD-F	3 KKCD-F	4 KRQC-F	4 KKAR	3 KQKQ-F <
5 KRQC-F	5 WOW-F	5 WOW-F	5 KEFM-F	5 KSRZ-F	5 KXKT-F >	4 KSRZ-F	5 KRQC-F	5 KXKT-F <	5 KXKT-F <	5 KEFM-F >
5 KCTY-F	5 KEFM-F	6 KKCD-F	6 KGOR-F >	6 KOCH-F	6 KKAR	5 KOCH-F	6 KSRZ-F	6 KSRZ-F	6 KSRZ-F <	
5 KEFM-F		6 KEZO-F	7 KEZO-F	7 WOW-F	7 KXKT-F	7 KOSR >	6 KKAR <	7 KOCH-F	7 KOCH-F	
5 KGOR-F >>>			7 WOW-F	8 KEZO-F	7 WOW-F	7 KQKQ-F	8 KGOR-F >	8 KRQC-F	8 KRQC-F	
			7 KKCD-F	8 KFAB			9 KEFM-F	9 WOW-F	9 WOW-F	
				8 KKCD-F >			9 KZFX-F	9 KZFX-F	9 KZFX-F	
								9 KFAB	9 KFAB	

Other Rated Stations				Metro Share	Cume Rating	TSA AQH Cume	Other Rated Stations--Outside Market				Metro Share	Cume Rating	TSA AQH Cume
KAZP	SPRTS	1620	Omaha	0.8	2.3	6 143	KMA	FS	960	Shenandoah, IA	0.5	0.8	16 215
KBBX	SP-C	1420	Omaha	1.2	2.2	9 122							
KCRO	REL	660	Omaha	0.4	0.8	4 76							
KCTY-F	AOR-P	106.9	Plattsmouth	1.2	2.8	10 175							
KOTD	ST	1020	Plattsmouth	0.8	1.9	9 185							

OMAHA

Consolidation Report	12+	25-54	Revenue	Format Performance	AM	FM	Total	%	Yr. Ago
Clear Channel KFAB-AM, KGOR-FM, KRQC-FM, KXKT-FM	27.1 %	25.6 %	31.1 %	AC	0 (0)	77 (2)	77 (2)	11.7 %	10.3 %
Journal Broadcast Group KBBX-AM, KEZO-FM, KKCD-FM, KOMJ-AM, KOSR-AM, KQCH-FM, KSRZ-FM, WOW-FM	36.8 %	38.1 %	41.6 %	AOR/Classic/NR	0 (0)	121 (4)	121 (4)	18.3 %	14.3 %
Local (LMA to Waitt) KAZP-AM, KKAR-AM, KOIL-AM, KQKQ-FM, KZFX-FM	13.2 %	12.6 %	17.4 %	Black/Urban	0 (0)	0 (0)	0 (0)	0.0 %	0.0 %
				CHR	0 (0)	113 (2)	113 (2)	17.1 %	22.3 %
				Classical	0 (0)	0 (0)	0 (0)	0.0 %	0.0 %
				Country	0 (0)	102 (2)	102 (2)	15.5 %	19.6 %
	77.0 %	76.3 %	90.1 %	Full Service	63 (2)	0 (0)	63 (2)	9.5 %	8.8 %
				Hispanic	9 (1)	0 (0)	9 (1)	1.4 %	0.0 %
				Jazz	0 (0)	0 (0)	0 (0)	0.0 %	0.0 %
				News/Talk	38 (1)	0 (0)	38 (1)	5.8 %	5.8 %
				Oldies	0 (0)	70 (2)	70 (2)	10.6 %	12.1 %
				Others/Unknown	0 (0)	0 (0)	0 (0)	0.0 %	0.0 %
				Religion/Gospel	3 (1)	0 (0)	3 (1)	0.5 %	0.8 %
				Soft AC	0 (0)	0 (0)	0 (0)	0.0 %	0.0 %
				Sports	17 (2)	0 (0)	17 (2)	2.6 %	2.1 %
				Standards/EZ	47 (2)	0 (0)	47 (2)	7.1 %	3.9 %
				Totals	177 (9)	483 (12)	660 (21)		

AM Stations

Station	Power	Time	Format	Advertiser	Agency	Product	City
KFAB	1110	50 kw (DA-N)	Full Service/Talk	CBS	\$ 72.00	Christal	Omaha
KKAR	1290	5 kw (DA-N)	News/Talk	CNN, Westwd, ABC	\$35.00	Sentry	Omaha
KOMJ	590	5 kw	Standards	ABC, Westwd	\$ NA	Eastman	Omaha
KOSR	1490	1 kw	Sports	USA, 1-On-1	\$ NA	Eastman	Omaha

FM Stations

Station	Freq	Power	Format	Advertiser	Agency	Product	City
KEFM	96.1	100 kw @ 1414	AC/CHR	\$57.00	Mc-Guild		Omaha
KEZO	92.3	100 kw @ 1212	AOR	\$70.00	Eastman	Journal Bcst Gp	Omaha
KGOR	99.9	115 kw @ 1230	Oldies	Westwd \$62.00	Christal	Clear Channel	Omaha
KKCD	105.9	50 kw @ 479	Classic AOR	\$42.00	Eastman	Journal Bcst Gp	Omaha
KQCH	97.7	100 kw @ 981	Dance CHR	\$31.00	Eastman	Journal Bcst Gp	Nebraska City
KQKQ	98.5	100 kw @ 1175	CHR	\$ 64.00	Sentry	KKAR/KOIL	Council Bluffs
KRQC	93.3	9.6 kw @ 427	AOR	\$ NA	Christal	Clear Channel	Bennington
KSRZ	104.5	100 kw @ 1086	AC/CHR	\$40.00	Eastman	Journal Bcst Gp	Omaha
KXKT	103.7	100 kw @ 1014	Country	\$63.00	Christal	Clear Channel	Glenwood, IA
KZFX	101.9	100 kw @ 1132	Classic Hits	\$30.00	Sentry	KKAR/KQKQ	Lincoln
WOW	94.1	100 kw @ 1184	Country	ABC \$91.00	Eastman	Journal Bcst Gp	Omaha

Notes: * WOW-F revenue level includes KOMJ revenue

ORLANDO

Arbitron Rank: 39 Pop (12+): 1,141,300
 MSA Rank: 35
 MSA Pop: 1,590,000
 DMA: 23 (w/Daytona, Melbourne)
 Average Persons Rating: 15.8
 Market TSL In Hours: 21.25

Stations: 27 / 24
 Diaries: 2,208 / 517:1 / 47.9%
 Sample Target: 2,150
 % Below Line: 1.5
 % Not Listed: 10.9
 Pop per Station: 47,554

Last Year's Revenue: \$105,500,000
 Household Income: \$45,558
 Total Retail Sales: \$17.3 Bil.
 #1 Biller: WWKA-F \$11,100,000
 #1 Billing Portfolio
 Clear Channel \$39,590,000

12+ Metro	Format	Spring 00 1/4 Share	Win 00	Fall 99	Sum 99	Spg 99	4-Book Avg.	12+ Metro Cume / Rtg.	Fall 99	Spg 99	12+ TSA AQH / Cume	Revenue Level	
1	WTKS-F	T	144 / 8.0	7.9	6.0	7.7	6.7	1794 / 15.7	13.2	13.7	250 / 3090	H	WTKS-F
2	WXXL-F	CHR	135 / 7.5	7.8	8.2	7.3	5.6	2491 / 21.8	21.5	20.6	187 / 3815	I	WXXL-F
3	WJRR-F	AOR	125 / 6.9	5.5	4.5	4.6	5.3	1613 / 14.1	12.5	13.5	239 / 3129	G	WJRR-F
4	WWKA-F	C	116 / 6.4	6.9	6.4	7.4	7.1	1659 / 14.5	13.7	16.2	227 / 3323	I	WWKA-F
5	WJHM-F	B	112 / 6.2	5.4	5.3	4.9	5.3	1679 / 14.7	12.8	15.8	186 / 2982	G	WJHM-F
6	WCFB-F	B/AC	105 / 5.8	4.3	4.4	3.9	3.4	1077 / 9.4	9.5	7.9	147 / 1675	E*	WCFB-F
7	WDBO	FS	98 / 5.4	5.0	6.1	6.9	6.4	1291 / 11.3	13.5	15.3	132 / 1884	G	WDBO
8	WMGF-F	SAC	96 / 5.3	6.0	5.4	6.3	5.3	1406 / 12.3	12.9	14.8	198 / 2874	G	WMGF-F
9	WOMX-F	AC	91 / 5.1	5.5	4.9	5.1	6.0	1634 / 14.3	15.5	17.2	144 / 2842	I	WOMX-F
10	WMMO-F	CL HITS	80 / 4.4	4.3	4.3	4.3	5.3	1235 / 10.8	11.1	13.6	103 / 1643	H	WMMO-F
11	WLOQ-F	J	79 / 4.4	3.7	5.8	3.8	4.1	1018 / 8.9	11.2	11.8	99 / 1247	F	WLOQ-F
12	WHTQ-F	CL AOR	76 / 4.2	3.9	4.0	4.2	3.9	1212 / 10.6	10.0	10.4	144 / 2343	G	WHTQ-F
13	WSHE-F	O	66 / 3.7	4.5	5.1	5.6	5.7	1093 / 9.6	11.3	14.2	139 / 2241	F	WSHE-F
14	WPYO-F	CHR/U	61 / 3.4	3.6	1.9	2.3	2.4	1461 / 12.8	8.4	8.0	69 / 1651	C	WPYO-F
15	WHOO	ST	49 / 2.7	2.4	1.9	2.0	2.2	592 / 5.2	5.2	5.6	60 / 820	A	WHOO
16	WOCL-F	B/O	38 / 2.1	2.7	2.9	2.9	4.8	829 / 7.3	10.0	13.0	71 / 1539	G	WOCL-F
17	WQTM	SPRTS	23 / 1.3	1.1	1.3	1.4	1.2	384 / 3.4	4.7	4.3	29 / 553	C	WQTM
18	WONQ	SP	21 / 1.2	1.3	1.2	1.0	0.8	274 / 2.4	2.0	2.0	23 / 313	B	WONQ

12+ FM Share (Metro): 84.17% (1351 of 1605) (Spring 99: 82.69%)

Teens	18-34	18-49	25-49	25-54	35+	12+ AMD	12+ Mid	12+ PMD	12+ Eve	12+ Wknd
1 WJHM-F	1 WJRR-F	1 WTKS-F	1 WTKS-F	1 WTKS-F	1 WDBO	1 WTKS-F	1 WTKS-F	1 WTKS-F <	1 WJHM-F	1 WWKA-F <
2 WXXL-F >	2 WTKS-F	2 WJRR-F <	2 WXXL-F <	2 WXXL-F <	2 WWKA-F <	2 WXXL-F	2 WDBO	2 WJRR-F <	2 WJRR-F <	2 WXXL-F
3 WJRR-F	3 WXXL-F <	3 WXXL-F	3 WJRR-F <	3 WOMX-F <	3 WMGF-F <	3 WDBO <	3 WJRR-F	3 WXXL-F	3 WMGF-F <	3 WJHM-F <
4 WPYO-F >>	4 WJHM-F >	4 WOMX-F <	4 WOMX-F	4 WJRR-F <	4 WCFB-F <	4 WWKA-F <	3 WXXL-F <	4 WJHM-F <	4 WXXL-F	4 WJRR-F
5 WPYO-F	5 WJHM-F <	5 WCFB-F <	5 WCFB-F	5 WCFB-F	5 WTKS-F <	5 WCFB-F <	5 WWKA-F	5 WWKA-F	5 WCFB-F	4 WCFB-F
6 WWKA-F <	6 WCFB-F <	6 WMMO-F <	6 WMMO-F <	6 WLOQ-F	6 WOMX-F	6 WOMX-F <	6 WMGF-F	6 WTKS-F	6 WTKS-F	6 WLOQ-F <
7 WOMX-F	7 WWKA-F <	7 WHTQ-F	7 WHTQ-F	7 WSHE-F <	7 WJRR-F <	7 WSHE-F	7 WMGF-F	6 WCFB-F	7 WPYO-F <	7 WOMX-F <
8 WMMO-F <	8 WWKA-F <	8 WLOQ-F	8 WLOQ-F	8 WOMX-F <	8 WHTQ-F <	8 WHTQ-F <	7 WMMO-F	8 WDBO <	8 WWKA-F	8 WMGF-F <
9 WHTQ-F	9 WLOQ-F	8 WWKA-F	9 WHTQ-F <	9 WHTQ-F <	9 WJHM-F <	7 WLOQ-F <	9 WOMX-F <	9 WHTQ-F <	9 WHTQ-F <	9 WMMO-F
			10 WMGF-F	10 WMMO-F <	10 WMGF-F	10 WJHM-F <	10 WHTQ-F <			9 WSHE-F <

Wom 18-24	Wom 18-34	Wom 25-34	Wom 18-49	Wom 25-54	Men 18-24	Men 18-34	Men 25-34	Men 18-49	Men 25-54	12+ Ovrnite
1 WJHM-F <	1 WXXL-F	1 WXXL-F	1 WXXL-F	1 WCFB-F <	1 WJRR-F	1 WJRR-F	1 WJRR-F <	1 WTKS-F	1 WTKS-F >	1 WXXL-F <
2 WXXL-F	2 WJHM-F <	2 WOMX-F	2 WOMX-F	2 WXXL-F <	2 WJHM-F	2 WTKS-F >	2 WTKS-F >	2 WJRR-F >	2 WJRR-F <	2 WJHM-F <
3 WTKS-F	3 WTKS-F	3 WTKS-F <	2 WCFB-F	3 WOMX-F	3 WWKA-F	3 WJHM-F	3 WXXL-F	3 WHTQ-F	3 WHTQ-F >	3 WDBO
4 WJRR-F	4 WOMX-F <	4 WCFB-F	4 WWKA-F	4 WWKA-F	4 WPYO-F	4 WXXL-F	4 WHTQ-F	4 WJHM-F <	4 WLOQ-F <	4 WJRR-F <
4 WPYO-F	5 WJRR-F	5 WJHM-F	4 WMMO-F <	4 WMGF-F	4 WTKS-F	5 WPYO-F <	5 WJHM-F	5 WXXL-F	5 WMMO-F <	5 WWKA-F <
6 WWKA-F	6 WPYO-F <	5 WJRR-F <	6 WTKS-F	4 WMMO-F	6 WHTQ-F	6 WHTQ-F	6 WWKA-F <	6 WWKA-F <	6 WXXL-F	6 WTKS-F <
	7 WCFB-F <	7 WMMO-F	6 WMGF-F	7 WTKS-F	6 WWKA-F	7 WMMO-F	7 WMMO-F <	7 WMMO-F <	6 WOMX-F <	
	8 WMGF-F <	8 WMGF-F	8 WJHM-F	8 WLOQ-F			8 WOMX-F <	8 WDBO	8 WDBO	
			9 WJRR-F	8 WOCL-F				9 WJHM-F	9 WCFB-F	

Other Rated Stations				Metro Share	Cume Rating	TSA AQH Cume	Other Rated Stations--Outside Market				Metro Share	Cume Rating	TSA AQH Cume
WOKB	B/G	1600	Winter Garden	0.8	2.0	16 261	WGNE-F	C	98.1	Titusville	0.4	2.3	55 1148
WPRD	SP-NT	1440	Winter Park	0.4	0.9	7 102	WKRO-F	AOR-NR	93.1	Edgewater Beach	0.3	0.9	11 281
WRLZ	SP-C	1270	Eatonville	0.6	1.2	12 149	WPCV-F	C	97.5	Winter Haven	0.7	3.1	132 1495
WRMQ	SP	1140	Orlando	0.6	0.9	13 118							
WTLN	REL	950	Orlando	0.6	1.7	12 242							
WWNZ	N	740	Orlando	0.4	2.1	10 348							

ORLANDO

Consolidation Report	12+	25-54	Revenue	Format Performance	AM	FM	Total	%	Yr. Ago
CBS/Infinity, pend. WJHM-FM, WOCL-FM, WOMX-FM	13.4 %	13.8 %	22.0 %	AC	0 (0)	91 (1)	91 (1)	5.7 %	6.8 %
Clear Channel WJRR-FM, WMGF-FM, WQTM-AM, WSHE-FM, WTKS-FM, WWNZ-AM, WXXL-FM	33.1 %	34.5 %	37.5 %	AOR/Classic/NR	0 (0)	207 (3)	207 (3)	12.9 %	16.8 %
Cox Radio WCFB-FM, WDBO-AM, WHOO-AM, WHTQ-FM, WMMO-FM, WPYO-FM, WWKA-FM	32.3 %	31.9 %	34.3 %	Black/Urban	0 (0)	255 (3)	255 (3)	15.9 %	15.2 %
	78.8 %	80.2 %	93.8 %	CHR	0 (0)	196 (2)	196 (2)	12.2 %	8.9 %
				Classical	0 (0)	0 (0)	0 (0)	0.0 %	0.0 %
				Country	0 (0)	137 (3)	137 (3)	8.5 %	9.9 %
				Full Service	98 (1)	0 (0)	98 (1)	6.1 %	7.2 %
				Hispanic	50 (4)	0 (0)	50 (4)	3.1 %	2.8 %
				Jazz	0 (0)	79 (1)	79 (1)	4.9 %	5.2 %
				News/Talk	8 (1)	144 (1)	152 (2)	9.5 %	8.1 %
				Oldies	0 (0)	146 (2)	146 (2)	9.1 %	6.4 %
				Others/Unknown	0 (0)	0 (0)	0 (0)	0.0 %	0.0 %
				Religion/Gospel	26 (2)	0 (0)	26 (2)	1.6 %	2.8 %
				Soft AC	0 (0)	96 (1)	96 (1)	6.0 %	6.0 %
				Sports	23 (1)	0 (0)	23 (1)	1.4 %	1.4 %
				Standards/EZ	49 (1)	0 (0)	49 (1)	3.1 %	2.5 %
				Totals	254 (10)	1351 (17)	1605 (27)		

AM Stations

Station	Freq	Power	Format	Service	Rate	Advertiser	Agency	City
WDBO	580	5 kw (DA-N)	Full Service	ABC, ESPN	\$79.00	Katz	Cox Radio	Orlando
WHOO	990	50 kw/5 kw (DA-2)	Standards	ABC, Jones	\$21.00	Christal	Cox Radio	Orlando
WONQ	1030	10 kw/0.5 kw (DA-2)	Spanish	CNN	\$<20.00	Caballero	WRMQ	Oviedo
WQTM	540	50 kw (DA-2)	Sports	1-on-1, CBS, ESPN	\$20.00	Clr Chnl	Clear Channel	Pine Hills

FM Stations

Station	Freq	Power	Format	Service	Rate	Advertiser	Agency	City
WCFB	94.5	100 kw @ 1470	Black AC	ABC	\$53.00	Katz	Cox Radio	Daytona Beach
WHTQ	96.5	100 kw @ 1598	Classic AOR		\$64.00	Christal	Cox Radio	Orlando
WJHM	101.9	28 kw @ 1585	Black		\$95.00	Sentry	CBS/Infinity, pend.	Daytona Beach
WJRR	101.1	100 kw @ 1598	AOR		\$90.00	Clr Chnl	Clear Channel	Cocoa Beach
WLOQ	103.1	14 kw @ 440	Jazz		\$64.00	Allied		Winter Park
WMGF	107.7	100 kw @ 1585	Soft AC		\$132.00	Clr Chnl	Clear Channel	Mount Dora
WMMO	98.9	38 kw @ 440	Classic Hits		\$81.00	Christal	Cox Radio	Orlando
WOCL	105.9	100 kw @ 1585	Black Oldies		\$144.00	Eastman	CBS/Infinity, pend.	Deland
WOMX	105.1	100 kw @ 1598	AC	AMFM	\$155.00	Eastman	CBS/Infinity, pend.	Orlando
WPYO	95.3	6 kw @ 315	Dance CHR	Westwd, AMFM	\$ NA	Christal	Cox Radio	Apopka
WSHE	100.3	100 kw @ 1188	Oldies		\$54.00	Clr Chnl	Clear Channel	Orlando
WTKS	104.1	100 kw @ 1598	Talk	Westwd	\$105.00	Clr Chnl	Clear Channel	Cocoa Beach
WWKA	92.3	100 kw @ 1341	Country		\$160.00	Katz	Cox Radio	Orlando
WXXL	106.7	100 kw @ 824	CHR	AMFM	\$110.00	Sentry	Clear Channel	Leesburg

Notes: * WCFB-F also takes \$190,000 out of Gainesville-Ocala; WPCV-F (Winter Haven) bills an estimated \$375,000 in Orlando . . . 5/00 WAJL (1190; Pine Castle) changed from Religion to Business News as WIXL

OXNARD-VENTURA

Arbitron Rank 108 **Pop (12+)** 382,800
MSA Rank: 73
MSA Pop: 749,000
DMA: 2 (Los Angeles)
Average Persons Rating: 15.8
Market TSL in Hours 21.00

Stations 55 / 15
Diaries: 1,090 / 351:1 / 49.0%
Sample Target: 1,120
% Below Line: 41.2
% Not Listed: 9.6
Pop per Station: 25,520

Last Year's Revenue: \$12,200,000
Household Income: \$51,345
Total Retail Sales: \$3.9 Bil.
#1 Biller: KHAY-F \$2,600,000
#1 Billing Portfolio
Cumulus \$5,750,000

12+ Metro	Format	Spring 00 1/4 Share	Fall 99	Spq 99	Fall 98	Spq 98	12+ Metro Cume / Rtg	Fall 99	Spq 99	12+ TSA AQH / Cume	Revenue Level	
1	KXLM-F	SP-C	49 / 8.1	6.0	9.7	6.3	470 / 12.3	11.3	13.0	51 / 510	C	KXLM-F
2	KHAY-F	C	34 / 5.6	6.5	3.2	7.1	550 / 14.4	11.3	9.3	44 / 843	D	KHAY-F
3	KCAQ-F	CHR/U	33 / 5.5	8.3	7.0	6.1	626 / 16.4	18.2	17.2	54 / 1026	C	KCAQ-F
3	KBBY-F	AC	33 / 5.5	3.4	3.5	4.3	494 / 12.9	10.1	11.9	42 / 640	D	KBBY-F
5	KMLA-F	SP	28 / 4.6	3.2	4.0	4.0	326 / 8.5	6.0	6.9	28 / 346		KMLA-F
6	KLOS-F	AOR	22 / 3.6	2.1	2.7	3.5	375 / 9.8	8.8	9.4	45 / 804		KLOS-F
6	KRTH-F	O	22 / 3.6	3.2	3.3	4.7	460 / 12.0	13.2	12.5	31 / 811		KRTH-F
8	KOCP-F	CL AOR	17 / 2.8	3.0	3.0	3.4	363 / 9.5	8.4	9.5	33 / 583		KOCP-F
8	KKBE-F	SAC	17 / 2.8	2.5	1.7	1.3	289 / 7.6	5.2	5.4	18 / 336		KKBE-F
10	KPWR-F	U/CHR	14 / 2.3	1.9	2.0	2.4	329 / 8.6	9.3	9.4	26 / 642		KPWR-F
10	KRUZ-F	AC	14 / 2.3	2.8	2.5	3.2	403 / 10.5	9.1	10.3	35 / 971		KRUZ-F
12	KOXR	SP	13 / 2.2	1.2	1.5	1.0	159 / 4.1	3.2	3.0	16 / 185		KOXR
12	KDAR-F	REL	13 / 2.2	1.2	1.2	0.8	207 / 5.4	4.0	3.8	19 / 302		KDAR-F
12	KCZN-F	SP-C	13 / 2.2	3.7	3.7	2.7	193 / 5.0	8.5	6.4	13 / 217		KCZN-F
12	KCMG-F	B/O	13 / 2.2	1.6	1.5	1.9	273 / 7.1	5.1	7.8	15 / 353		KCMG-F
12	KKZZ	ST	13 / 2.2	4.4	3.7	4.8	207 / 5.4	7.6	6.0	28 / 365		KKZZ
17	KNX	N	12 / 2.0	2.3	1.8	2.3	329 / 8.6	8.7	9.5	33 / 1031		KNX
17	KFI	T	12 / 2.0	2.6	2.7	2.9	249 / 6.5	6.6	7.0	35 / 571		KFI
17	KVYY-F	AOR-P	12 / 2.0	3.0	2.7	2.6	263 / 6.9	8.9	10.5	12 / 269		KVYY-F

12+ FM Share (Metro): 83.33% (455 of 546) (Spring 99: 82.26%)

Teens	18-34	18-49	25-49	25-54	35+	12+ AMD	12+ Mid	12+ PMD	12+ Eve	12+ Wknd
1 KCAQ-F >>>	1 KXLM-F >	1 KXLM-F >	1 KXLM-F	1 KXLM-F	1 KHAY-F	1 KXLM-F	1 KXLM-F	1 KCAQ-F <	1 KXLM-F <	1 KXLM-F
2 KPWR-F >>	2 KMLA-F	2 KBBY-F <	2 KBBY-F <	2 KBBY-F <	2 KXLM-F <	2 KLOS-F	2 KBBY-F	2 KXLM-F <	2 KCAQ-F >>	2 KCAQ-F
3 KBBY-F	3 KHAY-F	3 KHAY-F	3 KHAY-F	3 KHAY-F	3 KRTH-F	3 KBBY-F <	3 KHAY-F >	3 KBBY-F <	3 KMLA-F	3 KMLA-F <
4 KCAQ-F >	4 KMLA-F	4 KMLA-F	4 KMLA-F <	4 KMLA-F <	4 KBBY-F	4 KHAY-F >	4 KRTH-F	4 KHAY-F	4 KHAY-F	4 KHAY-F
5 KHAY-F	5 KLOS-F	4 KLOS-F >	5 KLOS-F	5 KLOS-F <	5 KCAQ-F	4 KMLA-F <	5 KMLA-F >	5 KMLA-F >	5 KBBY-F	5 KRTH-F
6 KCZN-F	6 KCAQ-F	6 KOCP-F	6 KKBE-F	6 KOCP-F <	5 KLSX-F <	6 KKBE-F <	6 KRTH-F <	5 KCMG-F	6 KOCP-F	6 KOCP-F
7 KLOS-F	7 KOCP-F	7 KKBE-F	6 KRTH-F	7 KRTH-F	7 KDAR-F	7 KMLA-F <	7 KCAQ-F	7 KOCP-F	5 KRTH-F	6 KCMG-F <
7 KPWR-F	8 KCZN-F	7 KRUZ-F	8 KOCP-F <	7 KKZZ <	8 KOXR <	8 KFI <	7 KKBE-F	8 KPWR-F	8 KPWR-F	8 KCZN-F
7 KRUZ-F	8 KKBE-F	7 KRTH-F <	9 KRUZ-F	9 KNX	9 KDAR-F <	9 KOCP-F <	7 KRUZ-F <	9 KBIG-F	8 KBBY-F	8 KBBY-F
	8 KRUZ-F	10 KCAQ-F	10 KCAQ-F <	9 KOXR	10 KRTH-F	10 KLOS-F	10 KLOS-F	10 KLOS-F	10 KPWR-F	10 KPWR-F

Wom 18-24	Wom 18-34	Wom 25-34	Wom 18-49	Wom 25-54	Men 18-24	Men 18-34	Men 25-34	Men 18-49	Men 25-54	12+ Ovmitte
1 KXLM-F	1 KXLM-F <	1 KBBY-F	1 KXLM-F	1 KXLM-F <	1 KXLM-F	1 KXLM-F <	1 KMLA-F	1 KXLM-F	1 KXLM-F <	1 KXLM-F >
2 KCZN-F	2 KBBY-F >>	2 KXLM-F >	2 KBBY-F	2 KBBY-F	2 KCAQ-F >	2 KMLA-F >	2 KXLM-F >>	2 KMLA-F <	2 KLOS-F	2 KRTH-F
3 KCAQ-F >	3 KCZN-F	3 KHAY-F	3 KHAY-F >	3 KHAY-F >	3 KHAY-F >	3 KCAQ-F >	3 KLSX-F	3 KLOS-F	2 KMLA-F	2 KCZN-F
4 KBBY-F	3 KHAY-F	4 KMLA-F	4 KCZN-F	4 KKBE-F	4 KBBY-F	4 KBBY-F	3 KLOS-F	4 KHAY-F	4 KHAY-F <	4 KCMG-F
4 KMLA-F >>	3 KMLA-F	4 KRUZ-F	5 KRUZ-F	5 KRTH-F	4 KMLA-F	4 KLOS-F	5 KCAQ-F	5 KCAQ-F	5 KOCP-F	5 KBBY-F
	6 KCAQ-F	6 KMLT-F	5 KCAQ-F	6 KMLA-F	4 KROQ-F	4 KROQ-F	5 KBBY-F	5 KBBY-F	6 KBBY-F	5 KMLA-F
	7 KRUZ-F	6 KCZN-F	5 KKBE-F	6 KRUZ-F	4 KPWR-F >>	4 KPWR-F	5 KKBE-F	7 KOCP-F	7 KLSX-F	5 KCAQ-F
	7 KMLT-F	6 KKBE-F >	5 KMLA-F	8 KCZN-F		8 KLSX-F	5 KPWR-F	8 KPWR-F	8 KCAQ-F	
			9 KRTH-F	8 KLOS-F			5 KROQ-F >	8 KLSX-F	8 KSCA-F	
			10 KVYY-F	10 KCAQ-F				8 KSCA-F	8 KRTH-F	
			10 KLOS-F	10 KVYY-F						

Consolidation Report	12+	25-54	Revenue
Cumulus KBBY-FM, KHAY-FM, KVEN-AM	12.4 %	14.7 %	47.1 %
Gold Coast KCAQ-FM, KKBE-FM, KKZZ-AM, KOCP-FM, KVTA-AM	14.5 %	11.3 %	17.2 %
Lazer KCZN-FM, KOXR-AM, KXLM-FM	12.5 %	11.8 %	19.7 %
	39.4 %	37.8 %	84.0 %

OXNARD-VENTURA

Other Rated Stations				Metro Share	Cume Rating	TSA AQH Cume		Other Rated Stations--Outside Market				Metro Share	Cume Rating	TSA AQH Cume		
KUNX	SP-NT	1590	Ventura	1.2	2.2	15	141	KABC	T	790	Los Angeles	0.5	1.5	9	192	
KVEN	N/T	1450	Ventura	1.3	5.0	8	229	KBIG-F	AC	104.3	Los Angeles	1.8	6.5	20	408	
KVTA	T	1520	Port Hueneme	1.2	4.3	8	176	KBUE-FF	SP-R	94.3	San Fernando	1.5	1.4	9	52	
Format Performance				AM	FM	Total	%	Yr. Ago	KCBS-F	CL AOR	93.1	Los Angeles	1.7	5.9	23	460
AC	0	(0)	63	(5)	63	(5)	11.5 %	9.7 %	KDB-F	CL	93.7	Santa Barbara	0.5	1.2	16	244
AOR/Classic/NR	0	(0)	77	(7)	77	(7)	14.1 %	13.6 %	KDIS	KIDS	710	Los Angeles	0.3	2.4	4	236
Black/Urban	0	(0)	32	(3)	32	(3)	5.9 %	6.4 %	KEYT	N	1250	Santa Barbara	0.3	1.4	9	214
CHR	0	(0)	38	(3)	38	(3)	7.0 %	8.8 %	KIIS-F	CHR	102.7	Los Angeles	0.5	3.0	13	513
Classical	0	(0)	8	(2)	8	(2)	1.5 %	1.8 %	KIST-F	CHR	107.7	Santa Barbara	0.3	1.5	16	346
Country	0	(0)	38	(3)	38	(3)	7.0 %	3.7 %	KJEE-F	AOR-NR	92.9	Montecito	0.3	2.1	20	409
Full Service	0	(0)	0	(0)	0	(0)	0.0 %	0.0 %	KKBT-F	B	92.3	Los Angeles	0.8	6.5	8	394
Hispanic	25	(3)	119	(6)	144	(9)	26.4 %	26.7 %	KKLA-F	REL	99.5	Los Angeles	0.3	1.0	14	104
Jazz	0	(0)	5	(2)	5	(2)	0.9 %	2.7 %	KLSX-F	T	97.1	Los Angeles	1.8	5.4	25	401
News/Talk	46	(7)	11	(1)	57	(8)	10.4 %	12.1 %	KLVE-F	SP	107.5	Los Angeles	1.7	5.0	13	294
Oldies	0	(0)	22	(1)	22	(1)	4.0 %	4.3 %	KMGQ-F	J	97.5	Santa Barbara	0.5	1.9	22	286
Others/Unknown	2	(1)	0	(0)	2	(1)	0.4 %	0.6 %	KMLT-F	SAC	92.7	Thousand Oaks	1.2	2.9	23	302
Religion/Gospel	0	(0)	15	(2)	15	(2)	2.7 %	1.4 %	KMZT-F	CL	105.1	Los Angeles	0.8	2.4	16	275
Soft AC	0	(0)	27	(3)	27	(3)	4.9 %	2.9 %	KOGO	NT	600	San Diego	0.3	0.9	3	60
Sports	5	(2)	0	(0)	5	(2)	0.9 %	0.6 %	KOST-F	AC	103.5	Los Angeles	0.3	1.6	3	173
Standards/EZ	13	(1)	0	(0)	13	(1)	2.4 %	4.7 %	KROQ-F	AOR-NR	106.7	Pasadena	1.5	5.0	19	521
Totals	91	(14)	455	(38)	546	(52)			KSBL-F	SAC	101.7	Carpinteria	0.5	1.5	24	311
									KSCA-F	SP	101.9	Glendale	1.7	3.1	13	156
									KTNQ	SP-NT	1020	Los Angeles	0.8	1.7	6	106
									KTWV-F	J	94.7	Los Angeles	0.3	2.4	16	411
									KTYD-F	AOR	99.9	Santa Barbara	0.8	4.0	21	431
									KUZZ-AF	C	107.9	Bakersfield	0.3	0.9	3	62
									KXTA-AA	SPRTS	1150	Los Angeles	0.3	1.1	17	166
									KYSR-F	AC/CHR	98.7	Los Angeles	0.5	3.4	10	443
									KZLA-F	C	93.9	Los Angeles	0.3	2.6	11	236
									XTRA	SPRTS	690	San Diego	0.5	1.6	5	104

AM Stations

KKZZ	1400	1 kw	Standards	Westwd, CNN	\$20.00	Katz	Gold Coast	Santa Paula
KOXR	910	5 kw/1 kw (DA-2)	Hispanic		\$<20.00	Lotus	Lazer	Oxnard
KVEN	1450	1 kw	News/Talk	ABC, Talknt, AP	\$25.00	---	Cumulus	Ventura

FM Stations

KBBY	95.1	12.5 kw @ 876	AC	Westwd	\$40.00	D&R	Cumulus	Ventura
KCAQ	104.7	2.85 kw @ 1581	CHR/Urban		\$38.00	---	Gold Coast	Oxnard
KCZN	96.7	0.087 kw @ 1500	Hispanic Contemp.		\$ NA	Lotus	Lazer	Santa Paula
KDAR	98.3	0.82 kw @ 886	Religion	SRN	\$ NA	---	Salem	Oxnard
KHAY	100.7	39 kw @ 1204	Country		\$54.00	---	Cumulus	Ventura
KKBE	105.5	0.1 kw @ 1358	Soft AC	Westwd	\$ NA	Katz	Gold Coast	Ojai
KMLA	103.7	0.48 kw @ 807	Hispanic		\$ NA	Katz Hisp.		El Rio
KOCP	95.9	0.98 kw @ 1555	Classic AOR	Westwd	\$ NA	---	Gold Coast	Camarillo
KVYY	107.1	0.8 kw @ 872	Progressive AOR		\$ NA	---	Big City	Ventura
KXLM	102.9	5.5 kw @ 112	Hispanic Contemp.		\$40.00	Lotus	Lazer	Oxnard

Notes: Other ranked stations -- See Los Angeles or, in the Spring 2000 American Radio Small Market edition, Santa Barbara

PENSACOLA

Arbitron Rank 121 Pop (12+) 347,300	Stations 23 / 12	Last Year's Revenue: \$12,000,000
MSA Rank: 125	Diaries: 1,087 / 320:1 / 55.7%	Household Income: \$35,841
MSA Pop: 419,000	Sample Target: 1,070	Total Retail Sales: \$4.2 Bil.
DMA: 58 (w/Mobile)	% Below Line: 34.2	#1 Biller: WXBM-F \$4,300,000
Average Persons Rating: 14.2	% Not Listed: 16.2	#1 Billing Portfolio
Market TSL in Hours 19.25	Pop per Station: 28,942	Trust \$5,900,000

12+ Metro	Format	Spring 00 1/4 Share	Fall 99	Spg 99	Fall 98	Spg 98	12+ Metro Cume / Rtg	Fall 99	Spg 99	12+ TSA AQH / Cume	Revenue Level	
1	WXBM-F	63 / 12.8	10.3	12.5	11.9	16.0	758 / 21.8	20.2	25.9	89 / 1160	F	WXBM-F
2	WBLX-F	56 / 11.4	12.1	8.0	9.7	12.9	636 / 18.3	17.3	17.3	92 / 1130		WBLX-F
3	WTKX-F	36 / 7.3	10.8	10.7	8.3	5.5	551 / 15.9	16.9	17.6	53 / 843	O	WTKX-F
4	WABB-F	35 / 7.1	6.9	7.8	8.7	6.1	669 / 19.3	19.4	22.2	75 / 1224		WABB-F
5	WMEZ-F	30 / 6.1	8.4	8.4	8.3	8.7	527 / 15.2	17.8	17.1	46 / 734	C	WMEZ-F
6	WYCL-F	28 / 5.7	5.4	5.7	4.2	6.3	384 / 11.1	12.6	11.9	40 / 621	B	WYCL-F
7	WRNE	26 / 5.3	3.5	3.9	3.4	3.4	227 / 6.5	5.2	4.9	26 / 235	A	WRNE
8	WCOA	24 / 4.9	6.2	4.9	7.0	6.3	358 / 10.3	13.1	9.0	24 / 367	B	WCOA
9	WWRO-F	14 / 2.8	3.2	3.7	5.0	5.3	309 / 8.9	10.3	10.1	29 / 562	C	WWRO-F
9	WMXC-F	14 / 2.8	3.2	2.3	1.6	3.4	278 / 8.0	8.1	7.9	23 / 490		WMXC-F
11	WZNS-F	12 / 2.4	2.1	1.8	1.8	2.4	422 / 12.2	10.1	9.6	35 / 802		WZNS-F
11	WRKH-F	12 / 2.4	3.2	2.7	3.2	2.6	244 / 7.0	9.2	6.8	36 / 513		WRKH-F
13	WYOK-F	11 / 2.2	1.1	3.3	0.6		325 / 9.4	6.5	9.1	22 / 572		WYOK-F
14	WKSJ-F	10 / 2.0	3.0	3.3	1.2	1.6	235 / 6.8	8.1	7.5	32 / 663		WKSJ-F

12+ FM Share (Metro): 84.99% (351 of 413) (Spring 99: 87.32%)

Teens	18-34	18-49	25-49	25-54	35+	12+ AMD	12+ Mid	12+ PMD	12+ Eve	12+ Wknd
1 WBLX-F >>	1 WBLX-F	1 WBLX-F	1 WXBM-F	1 WXBM-F >	1 WXBM-F >	1 WXBM-F >	1 WXBM-F >	1 WXBM-F <	1 WBLX-F >>	1 WBLX-F <
2 WABB-F >>	2 WTKX-F	2 WXBM-F	2 WBLX-F <	2 WBLX-F <	2 WYCL-F <	2 WBLX-F	2 WBLX-F	2 WBLX-F >	2 WABB-F	2 WXBM-F >
3 WTKX-F	3 WABB-F	3 WTKX-F	3 WTKX-F <	3 WTKX-F <	3 WMEZ-F <	3 WABB-F <	3 WTKX-F <	3 WTKX-F	2 WXBM-F <	3 WABB-F
3 WZNS-F >	4 WXBM-F >>	4 WABB-F >	4 WABB-F >	4 WABB-F >	4 WCOA <	4 WCOA <	4 WMEZ-F <	4 WABB-F	4 WTKX-F >	4 WRNE
	5 WYOK-F	5 WMEZ-F	5 WMEZ-F	5 WYCL-F	5 WRNE	5 WTKX-F	5 WYCL-F	5 WCOA	5 WCOA	5 WTKX-F <
	5 WZNS-F	6 WWRO-F <	6 WRKH-F	6 WMEZ-F >	6 WBLX-F	5 WRNE	6 WABB-F <	5 WYCL-F <	5 WMEZ-F	6 WMEZ-F <
	7 WMEZ-F	7 WRKH-F	7 WWRO-F	7 WWRO-F	7 WTKX-F	7 WMEZ-F	7 WRNE	7 WMEZ-F >	7 WRNE	7 WYCL-F
	7 WRNE	8 WRNE <	8 WMXC-F	7 WRKH-F	8 WWRO-F	7 WYCL-F <	8 WCOA	8 WWRO-F	8 WZNS-F	8 WMXC-F
		9 WZNS-F	9 WCOA	9 WRNE	8 WMXC-F <	9 WRKH-F >	9 WMXC-F <	9 WZNS-F <	9 WMXC-F	9 WZNS-F <
		9 WMXC-F	9 WRNE	9 WMXC-F	10 WABB-F		10 WWRO-F >	10 WRNE <		10 WCOA <
			9 WYCL-F							

Wom 18-24	Wom 18-34	Wom 25-34	Wom 18-49	Wom 25-54	Men 18-24	Men 18-34	Men 25-34	Men 18-49	Men 25-54	12+ Ovrmite
1 WBLX-F >>>	1 WBLX-F	1 WABB-F	1 WXBM-F	1 WXBM-F	1 WBLX-F >>	1 WTKX-F <	1 WTKX-F	1 WBLX-F <	1 WXBM-F	1 WBLX-F
2 WABB-F	2 WABB-F >	1 WBLX-F >>	1 WBLX-F	2 WMEZ-F	2 WTKX-F >>	2 WBLX-F >	2 WABB-F	2 WTKX-F	2 WTKX-F	2 WXBM-F
2 WTKX-F	3 WMEZ-F	3 WMEZ-F	3 WMEZ-F	3 WBLX-F	3 WRNE >	3 WABB-F	3 WXBM-F >	3 WXBM-F	3 WABB-F	3 WABB-F
2 WZNS-F >>	3 WXBM-F	3 WXBM-F	4 WABB-F <	4 WYCL-F	4 WXBM-F	4 WXBM-F >>	4 WBLX-F >>	4 WABB-F >	3 WBLX-F	4 WTKX-F >
	3 WZNS-F	3 WZNS-F >	5 WTKX-F >	5 WABB-F	4 WYOK-F >>	5 WRRX-F	5 WRRX-F	5 WRKH-F	5 WYCL-F	
	6 WTKX-F	6 WZNS-F	6 WTKX-F	6 WTKX-F			5 WRKH-F >>	6 WWRO-F	6 WRKH-F	
	7 WKSJ-F		7 WYOK-F	7 WRNE				7 WRRX-F	7 WWRO-F	
	7 WYOK-F >		7 WRNE	8 WZNS-F					8 WCOA	
			9 WYCL-F	9 WYOK-F					8 WMXC-F	
				9 WWRO-F						
				9 WMXC-F						

Other Rated Stations	Metro Share	Cume Rating	TSA AQH Cume	Other Rated Stations--Outside Market	Metro Share	Cume Rating	TSA AQH Cume								
WBSR	O	1450	Pensacola	0.4	1.9	2	65	WDLT-F	B/AC	98.3	Chickasaw, AL	0.6	2.1	9	170
WGCX-F	REL-CC	95.7	Navarre	0.8	1.8	5	83	WDWG-F	C/O	104.9	Moss Point, MS	0.4	1.3	5	136
WNVY	B/G	1090	Cantonment	1.4	1.7	7	59	WKSM-F	AOR	99.5	Fl. Walton Beach	1.4	4.7	38	508
WRRX-F	AOR-NR	106.1	Gulf Breeze	1.4	4.2	11	191	WTKE-F	SPRTS	98.1	Andalusia, AL	1.4	4.3	11	257
WSWL	N	790	Pensacola	0.6	3.0	3	109								

PENSACOLA

Consolidation Report	12+	25-54	Revenue	Format Performance	AM	FM	Total	%	Yr. Ago
Cumulus WCOA-AM, WRRX-FM, WWRO-FM	9.1 %	8.5 %	20.0 %	AC	0 (0)	25 (2)	25 (2)	6.1 %	2.7 %
Trust WMEZ-FM, WXBM-FM	18.9 %	19.3 %	49.2 %	AOR/Classic/NR	0 (0)	76 (5)	76 (5)	18.4 %	22.0 %
	28.0 %	27.8 %	69.2 %	Black/Urban	26 (1)	59 (2)	85 (3)	20.6 %	13.4 %
				CHR	0 (0)	47 (2)	47 (2)	11.4 %	11.5 %
				Classical	0 (0)	0 (0)	0 (0)	0.0 %	0.0 %
				Country	0 (0)	75 (3)	75 (3)	18.2 %	19.3 %
				Full Service	24 (1)	0 (0)	24 (1)	5.8 %	5.9 %
				Hispanic	0 (0)	0 (0)	0 (0)	0.0 %	0.0 %
				Jazz	0 (0)	0 (0)	0 (0)	0.0 %	0.0 %
				News/Talk	3 (1)	0 (0)	3 (1)	0.7 %	0.7 %
				Oldies	2 (1)	28 (1)	30 (2)	7.3 %	7.3 %
				Others/Unknown	0 (0)	0 (0)	0 (0)	0.0 %	0.0 %
				Religion/Gospel	7 (1)	4 (1)	11 (2)	2.7 %	5.6 %
				Soft AC	0 (0)	30 (1)	30 (1)	7.3 %	10.5 %
				Sports	0 (0)	7 (1)	7 (1)	1.7 %	1.2 %
				Standards/EZ	0 (0)	0 (0)	0 (0)	0.0 %	0.0 %
				Totals	62 (5)	351 (18)	413 (23)		

AM Stations

WCOA	1370	5 kw (DA-N)	Full Svc/Talk	Westwd, ABC	\$22.00	Katz	Cumulus	Pensacola
WRNE	980	2.5 kw/1 kw (DA-2)	Black Oldies	ABC, AURN	\$<20.00	Roslin		Gulf Breeze

FM Stations

WMEZ	94.1	100 kw @ 1328	Soft AC	Westwd, AMFM	\$38.00	Katz	Trust	Pensacola
WTKX	101.5	100 kw @ 1328	AOR		\$22.00	D&R	Clear Channel	Pensacola
WWRO	100.7	100 kw @ 1555	Classic AOR	ABC	\$40.00	Katz	Cumulus	Pensacola
WXBM	102.7	100 kw @ 1328	Country	Westwd, AMFM	\$82.00	Katz	Trust	Milton
WYCL	107.3	100 kw @ 1407	Oldies		\$21.00	Mc-Guild	Concord	Pensacola

Notes: Other ranked stations – See Mobile . . . 4/00 WRRX-F began operations, programming New Rock . . . 4/00 WRRX-F sold to Cumulus (price NA)

PEORIA

Arbitron Rank	135 Pop (12+)	289,200	Stations	22 / 17	Last Year's Revenue:	\$15,400,000
MSA Rank:		145	Diaries:	1,091 / 265:1 / 61.4%	Household Income:	\$47,770
MSA Pop:		349,000	Sample Target:	1,080	Total Retail Sales:	\$3.8 Bil.
DMA:	115 (w/Bloomington)		% Below Line:	6.5	#1 Biller:	WPBG-F \$2,600,000
Average Persons Rating:		14.2	% Not Listed:	14.8	#1 Billing Portfolio	
Market TSL In Hours		19.00	Pop per Station:	17,012	JMP Media	\$6,680,000

12+ Metro	Format	Spring 00 1/4 Share	Fall 99	Spg 99	Fall 98	Spg 98	12+ Metro Cume / Rtg	Fall 99	Spg 99	12+ TSA AQH / Cume	Revenue Level	
1	WPBG-F	47 / 11.4	11.3	11.3	10.4	10.0	629 / 21.8	18.9	19.1	66 / 910	D	WPBG-F
2	WSWT-F	41 / 10.0	9.5	7.4	9.9	9.0	529 / 18.3	16.0	14.9	48 / 697	D	WSWT-F
3	WMBD	32 / 7.8	5.9	4.7	7.2	5.7	422 / 14.6	15.4	12.0	34 / 473	C	WMBD
3	WGLO-F	AOR 32 / 7.8	7.7	7.1	8.3	5.7	666 / 23.0	16.9	20.7	46 / 952	C	WGLO-F
5	WXCL-F	C 31 / 7.5	7.7	7.9	12.5	8.2	514 / 17.8	17.4	17.2	32 / 569	D	WXCL-F
6	WPPY-F	CHR 23 / 5.6	5.1	3.4	2.1	2.8	526 / 18.2	16.7	13.3	30 / 782	A	WPPY-F
7	WWCT-F	AOR 21 / 5.1	6.9	5.9	4.3	5.9	421 / 14.6	13.9	15.0	36 / 678	C	WWCT-F
8	WIXO-F	AOR-NR 20 / 4.9	4.4	6.9	5.9	6.7	452 / 15.6	14.4	20.2	25 / 600	B	WIXO-F
9	WFYR-F	C 18 / 4.4	4.9	5.7	4.8	3.9	363 / 12.5	11.9	13.4	26 / 474	B	WFYR-F
10	WIRL	ST/FS 12 / 2.9	4.1	3.0	1.6	2.6	229 / 7.9	9.7	8.0	14 / 271	A	WIRL
11	WLS	T 10 / 2.4	2.0	2.0	1.6	1.3	139 / 4.8	4.4	5.3	23 / 340		WLS
12	WJPL-F	J 9 / 2.2	1.0	2.0	2.1	2.3	129 / 4.5	3.4	4.6	9 / 144	A	WJPL-F

12+ FM Share (Metro): 79.49% (279 of 351) (Spring 99: 83.72%)

Teens	18-34	18-49	25-49	25-54	35+	12+ AMD	12+ Mid	12+ PMD	12+ Eve	12+ Wknd
1 WPPY-F >>>	1 WGLO-F <	1 WGLO-F <	1 WSWT-F <	1 WSWT-F <	1 WPBG-F >	1 WGLO-F <	1 WPBG-F	1 WPBG-F <	1 WPPY-F	1 WPBG-F
2 WIXO-F >>	2 WIXO-F	2 WSWT-F	2 WGLO-F <	2 WPBG-F <	2 WMBD	2 WPBG-F	1 WSWT-F >	2 WSWT-F	1 WMBD <	2 WXCL-F
3 WFYR-F	3 WWCT-F	3 WPBG-F	3 WPBG-F >	3 WGLO-F >	2 WSWT-F	3 WSWT-F	3 WMBD	3 WMBD	3 WIXO-F	3 WMBD
3 WXCL-F >>	3 WSWT-F	4 WWCT-F	4 WWCT-F	4 WXCL-F	4 WXCL-F	4 WXCL-F <	3 WWCT-F	3 WPPY-F <	4 WGLO-F	4 WGLO-F <
	5 WPPY-F	5 WIXO-F	5 WXCL-F	4 WWCT-F >	5 WGLO-F >	5 WMBD	5 WXCL-F <	5 WGLO-F	4 WXCL-F <	5 WSWT-F
	6 WFYR-F	6 WFYR-F	6 WFYR-F	6 WFYR-F	6 WIRL	6 WFYR-F <	6 WGLO-F	6 WWCT-F	6 WPBG-F <	6 WPPY-F
	7 WFXF-F	6 WXCL-F <	7 WIXO-F	6 WMBD	7 WWCT-F	7 WPPY-F	7 WFYR-F	6 WIXO-F	7 WSWT-F	7 WIXO-F <
		8 WPPY-F >	7 WMBD	8 WIXO-F	8 WFYR-F	8 WWCT-F	7 WIXO-F <	8 WXCL-F	8 WFYR-F	8 WWCT-F
					8 WJPL-F	8 WIXO-F <	9 WPPY-F <	9 WFYR-F >	9 WWCT-F	9 WFYR-F <

Wom 18-24	Wom 18-34	Wom 25-34	Wom 18-49	Wom 25-54	Men 18-24	Men 18-34	Men 25-34	Men 18-49	Men 25-54	12+ Ovrnite
1 WPPY-F	1 WSWT-F	1 WSWT-F >>	1 WSWT-F	1 WSWT-F <	1 WIXO-F >>	1 WGLO-F	1 WGLO-F >	1 WGLO-F >	1 WGLO-F >	1 WXCL-F
2 WFYR-F >	2 WPPY-F	2 WFYR-F	2 WPBG-F >	2 WPBG-F >	2 WFXF-F	2 WIXO-F	2 WWCT-F >>	2 WWCT-F	2 WWCT-F <	2 WMBD
3 WIXO-F >	3 WFYR-F >	2 WXCL-F >	3 WFYR-F	3 WXCL-F >	2 WGLO-F	3 WWCT-F >	3 WIXO-F	3 WPBG-F	3 WPBG-F	3 WFYR-F
	4 WGLO-F	4 WPPY-F	3 WPPY-F	4 WFYR-F	2 WWCT-F >	4 WFXF-F	3 WXCL-F	4 WSWT-F	4 WSWT-F >	3 WGLO-F >
	4 WXCL-F	4 WGLO-F	5 WXCL-F	5 WGLO-F	5 WLS >>	5 WSWT-F >	3 WMBD	5 WPBG-F >	5 WXCL-F	5 WPBG-F
	4 WWCT-F	4 WWCT-F >>	6 WGLO-F	6 WJPL-F			3 WSWT-F >>	6 WFXF-F	5 WMBD >	5 WWCT-F
	4 WIXO-F >		7 WWCT-F	6 WPPY-F				6 WXCL-F	7 WIXO-F	
			7 WIXO-F	6 WWCT-F				6 WMBD	8 WFYR-F	
			7 WJPL-F							

Other Rated Stations				Metro Share	Cume Rating	TSA AQH Cume	Other Rated Stations--Outside Market				Metro Share	Cume Rating	TSA AQH Cume
WBGE-F	B	92.3	Peoria	1.9	3.7	8 113	WBNQ-F	CHR	101.5	Bloomington	1.2	6.7	40 783
WFXF-F	AOR	102.3	Morton	1.9	6.8	9 222	WBWN-F	C	104.1	Leroy	0.7	1.8	35 506
WKSO-F	AC	94.3	Chillicothe	1.2	5.4	5 163	WGN	FS/T	720	Chicago	1.5	4.3	26 431
WPEO	REL	1020	Peoria	1.2	2.5	6 86	WJBC	FS	1230	Bloomington	0.7	1.6	31 423
WRVP-F	AC	101.1	Glasford	1.9	5.4	9 186							
WTAZ	T/SPRTS	1350	Peoria	1.0	3.6	4 104							

PEORIA

Consolidation Report	12+	25-54	Revenue	Format Performance	AM	FM	Total	%	Yr. Ago
AAA Entertainment, pend. WFXF-FM, WJPL-FM, WKSO-FM, WWCT-FM	10.5 %	13.9 %	12.9 %	AC	0 (0)	13 (2)	13 (2)	3.7 %	5.2 %
Cromwell WFYR-FM, WGLO-FM, WIXO-FM, WPPY-FM, WRVP-FM, WVLE-AM	24.6 %	25.9 %	23.6 %	AOR/Classic/NR	0 (0)	81 (4)	81 (4)	23.1 %	24.1 %
JMP Media WIRL-AM, WMBD-AM, WPBG-FM, WSWT-FM	32.1 %	30.5 %	43.4 %	Black/Urban	0 (0)	8 (1)	8 (1)	2.3 %	2.3 %
				CHR	0 (0)	28 (2)	28 (2)	8.0 %	3.5 %
				Classical	0 (0)	0 (0)	0 (0)	0.0 %	0.0 %
				Country	0 (0)	52 (3)	52 (3)	14.8 %	18.0 %
	67.2 %	70.3 %	79.9 %	Full Service	53 (4)	0 (0)	53 (4)	15.1 %	11.0 %
				Hispanic	0 (0)	0 (0)	0 (0)	0.0 %	0.0 %
				Jazz	0 (0)	9 (1)	9 (1)	2.6 %	2.3 %
				News/Talk	14 (2)	0 (0)	14 (2)	4.0 %	8.4 %
				Oldies	0 (0)	47 (1)	47 (1)	13.4 %	13.4 %
				Others/Unknown	0 (0)	0 (0)	0 (0)	0.0 %	0.0 %
				Religion/Gospel	5 (1)	0 (0)	5 (1)	1.4 %	2.0 %
				Soft AC	0 (0)	41 (1)	41 (1)	11.7 %	8.7 %
				Sports	0 (0)	0 (0)	0 (0)	0.0 %	0.9 %
				Standards/EZ	0 (0)	0 (0)	0 (0)	0.0 %	0.0 %
				Totals	72 (7)	279 (15)	351 (22)		

AM Stations

WIRL	1290	5 kw (DA-2)	Stds./Full Service	ABC, Jones	\$<20.00	Christal	JMP Media	Peoria
WMBD	1470	5 kw (DA-2)	Full Service	CBS, Westwd	\$37.00	Katz	JMP Media	Peoria

FM Stations

WBGE	92.3	6 kw @ 148	Black	ABC	\$<20.00	Allied		Peoria
WFYR	97.3	23.5 kw @ 338	Country		\$<20.00	---	Cromwell	Elmwood
WGLO	95.5	7 kw @ 620	AOR		\$22.00	---	Cromwell	Pekin
WIXO	99.9	1.5 kw @ 584	New Rock		\$ NA	---	Cromwell	Bartonville
WJPL	96.5	4.3 kw @ 377	Jazz	UPI	\$ NA	Allied	AAA Entertainment	Farmington
WPBG	93.3	41 kw @ 551	Oldies		\$26.00	Katz	JMP Media	Peoria
WPPY	98.5	6 kw @ 328	CHR		\$ NA	---	Cromwell	Eureka
WSWT	106.9	50 kw @ 479	Soft AC		\$43.00	Christal	JMP Media	Peoria
WWCT	105.7	33 kw @ 591	AOR		\$52.00	Christal	AAA Entertainment	Peoria
WXCL	104.9	3 kw @ 328	Country	Westwd	\$53.00	Mc-Guild	Kelly	Pekin

Notes: WLS - See Chicago . . . 4/00 WFXF-F shifted from Classic AOR to AOR and added Howard Stern . . . 8/00 WBGE-F sold to AAA Entertainment for \$2,300,000 (Star) . . . 8/00 WFXF-F and WKSO-F sold by Kelly to AAA for \$2,750,000 (Star)

PHILADELPHIA

Arbitron Rank: 5 Pop (12+): 4,063,000
 MSA Rank: 4
 MSA Pop: 4,940,000
 DMA: 4
 Average Persons Rating: 16.9
 Market TSL in Hours: 22.25

Stations: 29 / 24
 Diaries: 4,575/ 888:1/ 50.8%
 Sample Target: 4,630
 % Below Line: 3.7
 % Not Listed: 15.1
 Pop per Station: 169,292

Last Year's Revenue: \$286,400,000
 Household Income: \$57,114
 Total Retail Sales: \$50.0 Bil.
 #1 Biller: KYW \$34,000,000
 #1 Billing Portfolio
 CBS/Infinity \$100,500,000

12+ Metro	Format	Spring 00 1/4 Share	Win 00	Fall 99	Sum 99	Spg 99	4-Book Avg.	12+ Metro Cume / Rtg.	Fall 99	Spg 99	12+ TSA AQH / Cume	Revenue Level		
1	KYW	N	437 / 6.4	6.6	6.3	6.8	5.9	6.5	10786 / 26.5	26.3	26.3	476 / 12065	L	KYW
2	WBEB-F	AC	420 / 6.1	6.6	6.8	5.7	7.0	6.3	6323 / 15.6	16.1	17.1	486 / 7582	K	WBEB-F
3	WDAS-F	B/AC	393 / 5.7	6.5	5.4	5.5	5.5	5.8	4189 / 10.3	10.7	10.8	475 / 5260	K	WDAS-F
4	WIOQ-F	CHR	374 / 5.4	4.6	5.2	4.2	4.6	4.9	7632 / 18.8	17.3	18.1	465 / 10265	J	WIOQ-F
5	WUSL-F	B	366 / 5.3	5.4	5.4	5.0	4.6	5.3	5546 / 13.7	13.7	13.5	487 / 7793	I	WUSL-F
5	WYSP-F	T/CL AOR	363 / 5.3	4.7	6.6	5.8	6.0	5.6	6141 / 15.1	19.4	15.5	466 / 8496	K	WYSP-F
7	WJZ-F	J	333 / 4.8	4.7	4.3	4.4	5.4	4.6	4711 / 11.6	9.9	11.3	406 / 6023	J	WJZ-F
8	WOGL-F	O	289 / 4.2	3.5	4.2	3.8	4.4	3.9	5392 / 13.3	13.6	14.4	380 / 7200	K	WOGL-F
9	WXTU-F	C	275 / 4.0	3.7	3.5	3.2	3.5	3.6	3914 / 9.6	8.1	8.4	356 / 5358	H	WXTU-F
10	WMMR-F	AOR	261 / 3.8	3.2	2.9	3.4	3.4	3.3	4825 / 11.9	10.8	11.3	317 / 6437	I	WMMR-F
11	WMGK-F	CL HITS	235 / 3.4	4.0	3.5	3.5	3.8	3.6	4454 / 11.0	11.1	11.4	309 / 5982	J	WMGK-F
12	WLCE-F	CL HITS	233 / 3.4	3.3	2.8	2.5	2.7	3.0	4610 / 11.3	10.4	10.7	297 / 6136	I	WLCE-F
13	WPEN	ST	225 / 3.3	3.4	4.6	4.1	4.0	3.8	2607 / 6.4	7.7	7.6	244 / 2788	G	WPEN
14	WIP	SPRTS	220 / 3.2	3.1	2.8	2.5	3.0	2.9	4217 / 10.4	8.9	9.4	259 / 5112	J	WIP
15	WPLY-F	CHR-NR	211 / 3.1	3.0	3.4	3.5	3.1	3.3	4771 / 11.7	13.0	12.9	254 / 6046	H	WPLY-F
16	WPHI-F	B	206 / 3.0	2.7	2.6	2.6	3.0	2.7	3798 / 9.3	9.1	10.8	218 / 4233	G	WPHI-F
17	WWDB-F	T	201 / 2.9	3.4	4.1	3.6	3.3	3.5	3074 / 7.6	10.7	9.0	233 / 3912	I	WWDB-F
16	WEJM-F	B/O	150 / 2.2	2.3	3.5	3.8	2.2	2.9	3305 / 8.1	10.3	9.7	174 / 4056	F	WEJM-F
19	WPHT	T	137 / 2.0	2.3	0.8	1.7	1.1	1.7	2592 / 6.4	3.8	4.8	162 / 3106	D	WPHT
20	WPST-F	CHR	95 / 1.4	1.5	1.6	1.8	1.4	1.6	3444 / 8.5	8.8	8.3	156 / 4796	D	WPST-F
21	WDAS	B/G	93 / 1.4	1.5	1.2	1.4	1.3	1.4	1087 / 2.7	3.4	3.0	97 / 1121	D	WDAS
22	WHAT	B/T	69 / 1.0	1.2	1.3	1.0	1.0	1.1	698 / 1.7	2.2	1.6	69 / 702	B	WHAT

12+ FM Share (Metro): 78.81% (4593 of 5828) (Spring 99: 77.85%)

Teens	18-34	18-49	25-49	25-54	35+	12+ AMD	12+ Mid	12+ PMD	12+ Eve	12+ Wknd
1 WIOQ-F	1 WYSP-F <	1 WYSP-F	1 WYSP-F <	1 WDAS-F	1 KYW	1 KYW <	1 WBEB-F	1 WIOQ-F	1 WUSL-F	1 WDAS-F <
2 WUSL-F	2 WUSL-F	2 WDAS-F <	2 WDAS-F <	2 WBEB-F	2 WBEB-F	2 WYSP-F >	2 WJZ-F	1 WBEB-F	2 WIOQ-F <	2 WIOQ-F <
3 WPHI-F >	3 WIOQ-F	3 WUSL-F <	3 WBEB-F <	2 WYSP-F	3 WDAS-F <	3 WDAS-F <	3 WDAS-F <	3 WUSL-F <	3 WDAS-F >	3 KYW <
4 WPLY-F >	4 WPLY-F	4 WBEB-F <	4 WMGK-F <	4 WJZ-F <	4 WJZ-F <	4 WBEB-F	4 WYSP-F <	4 WDAS-F <	4 WPHI-F	4 WUSL-F
	4 WMMR-F	5 WMMR-F <	5 WMMR-F <	5 WLCE-F	5 WOGL-F	5 WUSL-F	5 WMMR-F <	5 KYW <	4 WJZ-F <	5 WBEB-F
	6 WPHI-F <	6 WIOQ-F	6 WLCE-F	5 WMGK-F <	6 WPEN	6 WIOQ-F	6 WOGL-F	6 WJZ-F	6 WBEB-F <	6 WOGL-F
	7 WDAS-F	7 WMGK-F <	6 WJZ-F <	7 WMMR-F <	7 WXTU-F <	6 WXTU-F <	6 WIOQ-F <	7 WMGK-F	7 KYW <	6 WJZ-F <
	8 WLCE-F <	8 WLCE-F	8 WUSL-F	8 WOGL-F	8 WWDB-F	8 WMMR-F <	8 WLCE-F	8 WYSP-F <	8 WJZ-F <	8 WXTU-F
	9 WBEB-F	8 WJZ-F	9 WIOQ-F <	8 KYW	9 WIP <	9 WIP <	8 KYW <	9 WLCE-F	9 WOGL-F <	9 WWDB-F <
	9 WXTU-F <	10 WPLY-F <	10 KYW <	10 WUSL-F	10 WMGK-F <	10 WOGL-F <	10 WXTU-F	9 WOGL-F <	10 WIP	10 WPHI-F
								10 WUSL-F <		

Wom 18-24	Wom 18-34	Wom 25-34	Wom 18-49	Wom 25-54	Men 18-24	Men 18-34	Men 25-34	Men 18-49	Men 25-54	12+ Ovrnite
1 WIOQ-F	1 WUSL-F	1 WUSL-F >	1 WBEB-F <	1 WBEB-F <	1 WYSP-F	1 WYSP-F >	1 WYSP-F >>	1 WYSP-F >	1 WYSP-F >	1 KYW >>
2 WUSL-F >	2 WIOQ-F >	2 WDAS-F	2 WDAS-F <	2 WDAS-F	2 WMMR-F	2 WMMR-F	2 WMMR-F <	2 WMMR-F	2 WIP <	2 WWDB-F <
3 WPLY-F	3 WDAS-F <	3 WLCE-F <	3 WIOQ-F <	3 WJZ-F	3 WUSL-F	3 WUSL-F <	3 WPLY-F <	3 WIP	3 WMMR-F	3 WDAS-F
4 WPHI-F	4 WPHI-F <	4 WIOQ-F <	4 WUSL-F	4 WLCE-F <	4 WPLY-F	4 WPLY-F >	4 WUSL-F	4 WMGK-F	4 WMGK-F <	4 WUSL-F <
5 WBEB-F	5 WBEB-F <	5 WXTU-F <	5 WJZ-F	5 WUSL-F <	5 WPHI-F	5 WIP <	5 WMGK-F <	4 WUSL-F	5 WDAS-F <	5 WJZ-F <
6 WYSP-F	6 WPLY-F <	6 WBEB-F <	6 WLCE-F	6 WIOQ-F <	6 WDAS-F	6 WIOQ-F	6 WLCE-F	6 WDAS-F	6 WOGL-F <	6 WIOQ-F <
7 WDAS-F	7 WYSP-F <	7 WYSP-F	7 WMGK-F	7 KYW <	6 WIOQ-F	6 WPHI-F <	6 WIP	6 WPLY-F <	7 KYW	7 WIP
	8 WLCE-F	7 WPHI-F	8 WYSP-F	8 WOGL-F	8 WBEB-F	8 WMGK-F <	8 WXTU-F	8 WLCE-F	7 WLCE-F	
	9 WXTU-F	9 WMMR-F	8 WXTU-F <	8 WMGK-F	9 WXTU-F <	9 WDAS-F <	8 WIOQ-F	9 WJZ-F <	9 WJZ-F	
	10 WMMR-F	9 WJZ-F	10 KYW <	10 WXTU-F <	10 WIP	10 WLCE-F <	10 WDAS-F <	10 WOGL-F <	9 WUSL-F <	

Other Rated Stations				Metro Share	Cume Rating	TSA AQH Cume	Other Rated Stations--Outside Market				Metro Share	Cume Rating	TSA AQH Cume
WEMG	SP-TP	900	Philadelphia	0.4	0.7	31 303	WJBR-F	AC	99.5	Wilmington, DE	0.4	1.6	111 1861
WEMG-F	SP-TP	104.9	Egg Harbor, NJ	0.5	1.1	54 776	WKXW-F	T	101.5	Trenton, NJ	0.8	2.9	171 3276
WFIL	REL	560	Philadelphia	0.3	1.2	26 564	WNJO-F	O	94.5	Trenton, NJ	0.8	2.8	92 1731
							WSTW-F	CHR/AC	93.7	Wilmington, DE	0.3	2.3	97 2403

PHILADELPHIA

Consolidation Report	12+	25-54	Revenue	Format Performance	AM	FM	Total	%	Yr. Ago
Beasley WTEL-AM, WTMR-AM, WWDB-FM, WXTU-FM	6.9 %	5.7 %	6.6 %	AC	0 (0)	446 (2)	446 (2)	7.7 %	15.0 %
CBS/Infinity KYW-AM, WIP-AM, WOGL-FM, WPHT-AM, WYSP-FM	21.1 %	21.6 %	35.1 %	AOR/Classic/NR	0 (0)	624 (2)	624 (2)	10.7 %	11.0 %
Clear Channel WDAS-AM, WDAS-FM, WIOQ-FM, WJJZ-FM, WLCE-FM, WUSL-FM	26.0 %	28.0 %	29.1 %	Black/Urban	69 (1)	1115 (4)	1184 (5)	20.3 %	16.4 %
Greater Media WEJM-FM, WMGK-FM, WMMR-FM, WPEN-AM	12.7 %	13.4 %	13.9 %	CHR	0 (0)	702 (4)	702 (4)	12.0 %	10.7 %
Mega WEMG-AM, WEMG-FM, WSSJ-AM	0.9 %	1.1 %	1.5 %	Classical	0 (0)	0 (0)	0 (0)	0.0 %	0.0 %
Radio One WPHI-FM, WPLY-FM	6.1 %	4.9 %	5.3 %	Country	0 (0)	275 (1)	275 (1)	4.7 %	4.0 %
				Full Service	0 (0)	0 (0)	0 (0)	0.0 %	0.0 %
				Hispanic	30 (1)	32 (1)	62 (2)	1.1 %	1.0 %
				Jazz	0 (0)	333 (1)	333 (1)	5.7 %	6.2 %
				News/Talk	574 (2)	256 (2)	830 (4)	14.2 %	13.7 %
				Oldies	0 (0)	810 (4)	810 (4)	13.9 %	10.3 %
				Others/Unknown	0 (0)	0 (0)	0 (0)	0.0 %	0.0 %
				Religion/Gospel	117 (2)	0 (0)	117 (2)	2.0 %	2.8 %
				Soft AC	0 (0)	0 (0)	0 (0)	0.0 %	0.0 %
				Sports	220 (1)	0 (0)	220 (1)	3.8 %	3.5 %
				Standards/EZ	225 (1)	0 (0)	225 (1)	3.9 %	5.4 %
				Totals	1235 (8)	4593 (21)	5828 (29)		

AM Stations

Station	Freq	Power	Format	Company	Revenue	Company	Company	Market
KYW	1060	50 kw (DA-1)	News	CBS, ABC	\$420.00	CBS	CBS/Infinity	Philadelphia
WDAS	1480	5 kw/11 kw (DA-2)	Black Gospel	AURN, AMFM	\$50.00	Eastman	Clear Channel	Philadelphia
WHAT	1340	1 kw	Black Talk		\$ NA	—	Inner City	Philadelphia
WIP	610	5 kw (DA-1)	Sports	Westwd, CBS	\$170.00	Interop	CBS/Infinity	Philadelphia
WPEN	950	5 kw (DA-1)	Standards	Westwd	\$95.00	Mc-Guild	Greater Media	Philadelphia
WPHT	1210	50 kw	Talk	CBS	\$75.00	Interop	CBS/Infinity	Philadelphia

FM Stations

Station	Freq	Power	Format	Company	Revenue	Company	Company	Market
WBEB	101.1	14 kw @ 940	AC		\$405.00	Mc-Guild		Philadelphia
WDAS	105.3	16.5 kw @ 873	Black AC	ABC, AMFM	\$253.00	Eastman	Clear Channel	Philadelphia
WEJM	95.7	50 kw @ 500	Black Oldies		\$ NA	Mc-Guild	Greater Media	Philadelphia
WIOQ	102.1	27 kw @ 670	CHR	AMFM	\$171.00	Eastman	Clear Channel	Philadelphia
WJJZ	106.1	22.5 kw @ 740	Jazz	AMFM	\$120.00	Christal	Clear Channel	Philadelphia
WLCE	104.5	16.5 kw @ 873	80's Hits	AMFM	\$185.00	Kalz	Clear Channel	Philadelphia
WMGK	102.9	8.5 kw @ 1180	Classic Hits		\$180.00	Mc-Guild	Greater Media	Philadelphia
WMMR	93.3	18 kw @ 827	AOR		\$250.00	Mc-Guild	Greater Media	Philadelphia
WOGL	98.1	12.5 kw @ 1000	Oldies	CBS	\$254.00	CBS	CBS/Infinity	Philadelphia
WPHI	103.9	0.34 kw @ 1000	Black		\$75.00	Mc-Guild	Radio One	Jenkintown
WPLY	100.3	35 kw @ 600	CHR-New Rock		\$165.00	Allied	Radio One	Media, PA
WUSL	98.9	18 kw @ 830	Black	AMFM	\$210.00	Eastman	Clear Channel	Philadelphia
WWDB	96.5	17 kw @ 865	Talk	ABC, CNN	\$175.00	D&R	Beasley	Philadelphia
WXTU	92.5	15.5 kw @ 900	Country		\$195.00	D&R	Beasley	Philadelphia
WYSP	94.1	16 kw @ 900	Talk/Classic AOR	Source, Westwd	\$390.00	Interop	CBS/Infinity	Philadelphia

Notes: WPST-F -- See Trenton, NJ in the Spring 2000 American Radio Small Market edition

PHOENIX

Arbitron Rank: 16 Pop (12+): 2,390,800	Stations: 31 / 30	Last Year's Revenue: \$164,000,000
MSA Rank: 12	Diaries: 2,995 / 798:1 / 51.3%	Household Income: \$41,801
MSA Pop: 3,090,000	Sample Target: 3,030	Total Retail Sales: \$32.0 Bil.
DMA: 16	% Below Line: 0.8	#1 Biller: KESZ-F \$16,700,000
Average Persons Rating: 15.5	% Not Listed: 15.1	#1 Billing Portfolio
Market TSL in Hours: 20.50	Pop per Station: 79,693	Clear Channel \$70,200,000

12+ Metro	Format	Spring 00 1/4 Share	Win 00	Fall 99	Sum 99	Spg 99	4-Book Avg.	12+ Metro Cume / Rtg.	Fall 99	Spg 99	12+ TSA AQH / Cume	Revenue Level	
1	KNIX-F	226 / 6.1	5.7	6.4	6.5	6.0	6.2	3658 / 15.3	15.8	15.9	282 / 4228	J	KNIX-F
2	KTAR	218 / 5.9	4.8	5.8	6.0	5.9	5.6	3918 / 16.4	16.3	15.6	226 / 4111	I	KTAR
3	KKFR-F	206 / 5.6	4.9	4.7	4.7	5.4	5.0	3356 / 14.0	11.7	13.4	223 / 3665	H	KKFR-F
4	KOOL-F	201 / 5.4	5.9	5.0	5.2	5.5	5.4	3272 / 13.7	14.2	14.1	218 / 3555	I	KOOL-F
5	KYOT-F	200 / 5.4	4.2	5.2	5.2	4.9	5.0	2832 / 11.8	10.1	10.6	217 / 3010	H	KYOT-F
6	KMLE-F	193 / 5.2	5.5	5.4	5.7	5.5	5.5	3174 / 13.3	13.5	13.9	225 / 3468	I	KMLE-F
7	KFYI	167 / 4.5	4.5	4.6	4.4	4.8	4.5	2114 / 8.8	8.1	10.2	176 / 2236	H	KFYI
8	KESZ-F	160 / 4.3	6.0	5.1	4.5	4.7	5.0	2900 / 12.1	14.0	12.6	174 / 3112	J	KESZ-F
9	KKLT-F	156 / 4.2	4.1	3.3	3.3	3.9	3.7	2245 / 9.4	10.0	10.0	164 / 2369	G	KKLT-F
10	KUPD-F	140 / 3.8	4.7	4.5	3.8	3.9	4.2	2316 / 9.7	9.0	9.2	148 / 2450	I	KUPD-F
11	KOY	136 / 3.7	4.2	3.4	2.3	3.4	3.4	1446 / 6.0	6.7	6.1	146 / 1544	E	KOY
11	KMXP-F	136 / 3.7	4.0	2.7	3.5	3.7	3.5	2723 / 11.4	9.0	10.7	140 / 2891	G	KMXP-F
13	KZZP-F	134 / 3.6	3.3	4.2	4.6	4.4	3.9	3656 / 15.3	15.2	16.6	143 / 3878	I	KZZP-F
14	KEDJ-FF	114 / 3.1	3.3	2.4	3.3	2.9	3.0	2698 / 11.3	9.9	11.5	120 / 2838	F	KEDJ-FF
15	KSLX-F	112 / 3.0	3.4	2.8	2.8	3.0	3.0	2165 / 9.1	9.3	8.0	126 / 2394	G	KSLX-F
16	KDKB-F	110 / 3.0	3.0	3.1	2.5	2.1	2.9	2026 / 8.5	8.1	7.3	120 / 2153	H	KDKB-F
17	KZON-F	104 / 2.8	2.4	3.8	4.6	3.1	3.4	2770 / 11.6	12.6	11.3	112 / 2987	H	KZON-F
18	KHOT-F	94 / 2.5	2.2	2.1	1.3	1.6	2.0	975 / 4.1	3.9	4.0	95 / 1013	B	KHOT-F
19	KPTY-F	78 / 2.1	1.4	1.2	1.7	1.8	1.6	2222 / 9.3	7.0	8.7	89 / 2427	C	KPTY-F
20	KLNZ-F	53 / 1.4	2.0	2.0	2.6	2.2	2.0	879 / 3.7	4.2	4.0	54 / 956	E*	KLNZ-F

12+ FM Share (Metro): 79.80% (2508 of 3143) (Spring 99: 79.23%)

Teens	18-34	18-49	25-49	25-54	35+	12+ AMD	12+ Mid	12+ PMD	12+ Eve	12+ Wknd
1 KKFR-F >	1 KUPD-F <	1 KMXP-F	1 KMXP-F <	1 KOOL-F	1 KTAR	1 KTAR	1 KNIX-F <	1 KNIX-F	1 KKFR-F	1 KKFR-F <
2 KPTY-F	2 KKFR-F	1 KMLE-F <	2 KOOL-F <	2 KNIX-F	2 KOOL-F <	2 KNIX-F <	2 KFYI <	1 KOOL-F <	2 KTAR	2 KYOT-F
3 KZZP-F >	3 KMLE-F <	3 KKFR-F	3 KESZ-F <	2 KMLE-F <	3 KYOT-F	3 KESZ-F	3 KOOL-F <	3 KKFR-F <	3 KYOT-F	2 KNIX-F <
4 KEDJ-FF >	4 KNIX-F <	3 KUPD-F <	4 KNIX-F	4 KESZ-F	4 KFYI <	4 KEDJ-FF <	4 KYOT-F <	4 KMLE-F <	4 KZZP-F <	4 KOOL-F <
5 KMXP-F <	5 KNIX-F <	4 KMLE-F	4 KMXP-F <	5 KNIX-F <	5 KMLE-F <	5 KMLE-F <	5 KYOT-F <	5 KNIX-F <	5 KTYOT-F <	5 KTAR <
6 KEDJ-FF	6 KESZ-F <	6 KDKB-F	6 KYOT-F	6 KOY	6 KOOL-F <	6 KKLT-F	6 KTAR <	6 KUPD-F <	6 KMLE-F	6 KMLE-F <
7 KZZP-F <	7 KOOL-F	6 KUPD-F <	7 KKLT-F	7 KESZ-F <	7 KFYI <	7 KTAR	7 KKLT-F <	7 KFYI	7 KOY	7 KOY
8 KZON-F	8 KDKB-F <	8 KYOT-F <	7 KDKB-F <	8 KKLT-F <	8 KKFR-F <	8 KESZ-F	8 KZZP-F <	8 KESZ-F <	8 KZZP-F	8 KZZP-F
9 KHOT-F <	9 KYOT-F <	9 KKLT-F <	9 KTAR	9 KMLE-F >	9 KDKB-F <	8 KUPD-F <	9 KFYI <	9 KPTY-F <	9 KMXP-F <	9 KMXP-F <
10 KKLT-F <	10 KSLX-F	10 KSLX-F	9 KSLX-F <	10 KSLX-F <	10 KYOT-F <	10 KMXP-F	10 KMXP-F <	10 KKLT-F	10 KKLT-F <	10 KKLT-F <
	10 KEDJ-FF <					10 KOY <		10 KMLE-F <		

Wom 18-24	Wom 18-34	Wom 25-34	Wom 18-49	Wom 25-54	Men 18-24	Men 18-34	Men 25-34	Men 18-49	Men 25-54	12+ Ovrnite
1 KKFR-F	1 KMLE-F	1 KMXP-F <	1 KESZ-F <	1 KESZ-F	1 KKFR-F	1 KUPD-F	1 KUPD-F >>	1 KUPD-F	1 KOOL-F	1 KTAR
2 KMLE-F	2 KKFR-F <	2 KMLE-F <	2 KMLE-F	2 KMLE-F <	2 KUPD-F	2 KKFR-F	2 KMXP-F <	2 KDKB-F	2 KDKB-F	2 KNIX-F
3 KZZP-F	3 KNIX-F <	3 KNIX-F	3 KNIX-F <	3 KNIX-F	3 KEDJ-FF >>	3 KEDJ-FF >	3 KDKB-F <	3 KKFR-F <	3 KUPD-F	2 KFYI >
4 KZON-F	4 KMXP-F <	4 KZON-F <	4 KMXP-F <	3 KOOL-F <	4 KSLX-F <	4 KNIX-F <	4 KEDJ-FF <	4 KEDJ-FF <	3 KTAR	4 KYOT-F <
5 KUPD-F	5 KZON-F	5 KESZ-F	5 KKLT-F	5 KKLT-F	5 KNIX-F	5 KDKB-F	5 KNIX-F <	5 KMXP-F	5 KSLX-F <	5 KKFR-F
6 KNIX-F	6 KZZP-F <	5 KKLT-F	6 KKFR-F <	6 KMXP-F	6 KZZP-F	5 KMXP-F	6 KKFR-F	5 KSLX-F <	6 KMXP-F <	6 KOY <
7 KESZ-F	7 KESZ-F <	7 KHOT-F	7 KZZP-F <	7 KYOT-F	7 KMLE-F	7 KYOT-F	7 KMLE-F	7 KOOL-F <	7 KYOT-F	
8 KKLT-F	8 KKLT-F <	8 KUPD-F <	8 KZON-F <	8 KZON-F <	7 KDKB-F	8 KMLE-F	7 KZZP-F	8 KTAR	8 KNIX-F	
8 KEDJ-FF	9 KUPD-F	9 KKFR-F <	9 KOOL-F	9 KZZP-F		8 KSLX-F	9 KZON-F	9 KYOT-F	9 KMLE-F <	
10 KPTY-F	10 KHOT-F	10 KZZP-F	10 KYOT-F	10 KHOT-F		10 KHOT-F	9 KHOT-F	9 KNIX-F	10 KFYI <	
				10 KSLX-F <						

PHOENIX

Other Rated Stations				Metro Share	Cume Rating	TSA AQH Cume
KAJM-F	B/O	104.3	Payson	0.6	2.4	27 674
KASA	SP	1540	Phoenix	0.4	0.6	17 172
KFNN	T	1510	Mesa	0.5	1.7	21 444
KGME	SPRTS	550	Phoenix	0.8	3.1	33 803
KIDR	SP-NT	740	Phoenix	0.3	1.1	13 273
KMJK-F	B/AC	106.9	Buckeye	0.5	1.7	20 409
KMVP	SPRTS	860	Phoenix	0.6	3.1	22 765
KMYL	ST	1190	Tolleson	0.5	1.6	18 401
KVVA-F	SP-C	107.1	Apache Junction	0.5	1.5	17 355

Consolidation Report	12+	25-54	Revenue
Big City	7.2 %	6.0 %	3.0 %
KBZR-FM, KDDJ-FM, KEDJ-FM, KMYL-FM			
CBS/Infinity	13.4 %	17.0 %	20.5 %
KMLE-FM, KOOL-FM, KZON-FM			
Clear Channel	32.1 %	30.3 %	42.8 %
KESZ-FM, KFY1-AM, KGME-AM, KMXF-FM, KNIX-FM, KOY-AM, KYOT-FM, KZZP-FM			
Emmis, pend.	16.3 %	12.5 %	16.0 %
KKFR-FM, KKLT-FM, KMVP-AM, KTAR-AM			
Entravision, pend.	1.9 %	2.3 %	2.1 %
KLNZ-FM, KVVA-FM			
Sandusky	9.8 %	13.1 %	14.5 %
KDKB-FM, KDUS-AM, KSLX-AM, KSLX-FM, KUPD-FM			
	80.6 %	81.2 %	98.9 %

Other Rated Stations--Outside Market				Metro Share	Cume Rating	TSA AOH Cume
KAHM-F	EZ	102.1	Prescott	0.8	1.4	57 568

Format Performance	AM	FM	Total	%	Yr. Ago
AC	0 (0)	400 (3)	400 (3)	12.7 %	10.0 %
AOR/Classic/NR	0 (0)	476 (5)	476 (5)	15.1 %	17.8 %
Black/Urban	0 (0)	43 (2)	43 (2)	1.4 %	0.7 %
CHR	0 (0)	418 (3)	418 (3)	13.3 %	13.6 %
Classical	0 (0)	0 (0)	0 (0)	0.0 %	0.0 %
Country	0 (0)	419 (2)	419 (2)	13.3 %	13.5 %
Full Service	0 (0)	0 (0)	0 (0)	0.0 %	0.0 %
Hispanic	27 (2)	164 (3)	191 (5)	6.1 %	6.3 %
Jazz	0 (0)	200 (1)	200 (1)	6.4 %	5.8 %
News/Talk	404 (3)	0 (0)	404 (3)	12.9 %	13.0 %
Oldies	0 (0)	201 (1)	201 (1)	6.4 %	7.4 %
Others/Unknown	0 (0)	0 (0)	0 (0)	0.0 %	0.0 %
Religion/Gospel	0 (0)	0 (0)	0 (0)	0.0 %	0.0 %
Soft AC	0 (0)	156 (1)	156 (1)	5.0 %	4.6 %
Sports	51 (2)	0 (0)	51 (2)	1.6 %	1.5 %
Standards/EZ	153 (2)	31 (1)	184 (3)	5.9 %	5.7 %
Totals	635 (9)	2508 (22)	3143 (31)		

AM Stations

Station	Freq	Power	Format	Company	City
KFYI	910	5 kw (DA-N)	Talk	CBS, Westwd, AMFM	Phoenix
KOY	1230	1 kw	Standards	Westwd, CNN	Phoenix
KTAR	620	5 kw (DA-N)	News/Talk	ABC	Phoenix

FM Stations

Station	Freq	Power	Format	Company	City
KDDJ	100.3	90 kw @ 2047	Simul. KEDJ-F		Globe
KDKB	93.3	100 kw @ 1540	AOR	\$141.00 Eastman	Mesa
KEDJ	106.3	23 kw @ 725	AOR-New Rock	\$84.00 Allied	Sun City
KESZ	99.9	100 kw @ 1702	AC	AP \$101.00 Katz	Phoenix
KHOT	105.9	36 kw @ 574	Hispanic-Regional	\$ NA Katz Hispani	Paradise Valley
KKFR	92.3	100 kw @ 1647	CHR/Urban	\$100.00 --	Phoenix
KKLT	98.7	100 kw @ 1788	Soft AC	\$114.00 Christal	Phoenix
KLNZ	103.5	62 kw @ 2428	Hispanic-Regional	\$ NA Caballero	Glendale
KMLE	107.9	100 kw @ 1736	Country	\$214.00 Sentry	Chandler
KMXP	96.9	100 kw @ 1560	AC/CHR	\$77.00 Eastman	Phoenix
KNIX	102.5	100 kw @ 1620	Country	\$214.00 Katz	Phoenix
KOOL	94.5	100 kw @ 1655	Oldies	\$145.00 Christal	Phoenix
KPTY	103.9	1.4 kw @ 1345	AOR-New Rock	\$ NA Mc-Guild	Gilbert
KSLX	100.7	100 kw @ 1840	Classic AOR	\$110.00 Eastman	Scottsdale
KUPD	97.9	100 kw @ 1620	AOR	\$160.00 Eastman	Tempe
KYOT	96.5	100 kw @ 1570	Jazz	AMFM \$80.00 Sentry	Phoenix
KZON	101.5	100 kw @ 1740	Modern AC	AMFM \$70.00 Sentry	Phoenix
KZZP	104.7	100 kw @ 1550	CHR	\$85.00 Eastman	Mesa

Notes: 4/00 KLNZ-F, KUET, KVVA-F sold by Z-Spanish to Entravision as part of a \$475,000,000 group transaction . . . 5/00 KTKP (1280) sold to Mortenson for \$1,700,000 . . . 6/00 KTAR, KMVP and KKLT-F sold by Hearst-Argyle to Emmis in an LMA-to-buy, in which Emmis will transfer a TV station acceptable to Hearst-Argyle for the three radio stations . . . 6/00 Sale of KKFR-F to Hispanic cancelled, due to DOJ objections . . . 6/00 KKFR-F sold by AMFM/Clear Channel to Emmis (with KXPK-F Denver) for \$108,000,000 (Star) . . . 7/00 KXEG (1010) sold to James Crystal for \$4,500,000 (Pierce) . . . 9/00 Emmis will trade WMUR-TV Manchester, NH for KKLT-F, KMVP and KTAR (value: \$185,000,000) . . . 9/00 KFYI and KGME swapped facilities: KFYI moved from 910 to 550; KGME, from 550 to 910

PITTSBURGH

Arbitron Rank: 22 **Pop (12+):** 1,999,100
MSA Rank: 19
MSA Pop: 2,340,000
DMA: 21
Average Persons Rating: 15.6
Market TSL in Hours: 20.50

Stations: 30 / 28
Diaries: 3,231 / 619:1 / 56.1%
Sample Target: 3,300
% Below Line: 1.1
% Not Listed: 13.0
Pop per Station: 71,396

Last Year's Revenue: \$100,300,000
Household Income: \$41,403
Total Retail Sales: \$23.6 Bil.
#1 Biller: KDKA \$18,500,000
#1 Billing Portfolio: CBS/Infinity \$39,900,000

12+ Metro	Format	Spring 00 1/4 Share	Win 00	Fall 99	Sum 99	Spg 99	4-Book Avg.	12+ Metro Cume / Rtg.	Fall 99	Spg 99	12+ TSA AQH / Cume	Revenue Level		
1	KDKA	N/T	378 / 12.1	12.4	10.7	12.1	11.2	11.8	4994 / 25.0	22.3	23.6	417 / 5724	J	KDKA
2	WDVE-F	AOR	237 / 7.6	7.0	8.5	7.9	8.2	7.7	3045 / 15.2	20.1	19.0	301 / 3999	J	WDVE-F
3	WDSY-F	C	236 / 7.6	8.3	8.8	8.1	8.3	8.2	3338 / 16.7	17.2	15.8	259 / 3831	H	WDSY-F
4	WBZZ-F	CHR	223 / 7.1	6.3	6.8	7.2	5.7	6.9	4694 / 23.5	21.4	21.0	270 / 5547	H	WBZZ-F
5	WWSW-AF	O	194 / 6.2	5.2	4.9	5.7	5.7	5.5	3384 / 16.9	15.0	16.1	225 / 4044	H	WWSW-AF
6	WXDX-F	AOR-NR	162 / 5.2	5.0	6.0	5.9	5.7	5.5	2633 / 13.2	15.4	14.9	186 / 3208	G	WXDX-F
7	WJAS	ST	159 / 5.1	5.7	5.7	5.4	4.9	5.5	1781 / 8.9	9.7	9.0	171 / 1862	C	WJAS
8	WSHH-F	SAC	155 / 5.0	4.1	5.5	4.7	4.4	4.8	2497 / 12.5	13.6	12.4	179 / 2883	G	WSHH-F
9	WJJJ-F	B/O	143 / 4.6	5.0	4.1	5.2	4.0	4.7	2118 / 10.6	10.0	9.7	146 / 2238	E	WJJJ-F
10	WAMO-FF	B	127 / 4.1	4.1	4.0	4.2	4.3	4.1	1753 / 8.8	9.1	9.7	146 / 2034	E*	WAMO-FF
11	WLTJ-F	SAC	110 / 3.5	3.6	2.9	3.8	3.9	3.5	1842 / 9.2	9.4	10.8	120 / 2088	F	WLTJ-F
12	WRRK-F	CL AOR	105 / 3.4	3.2	3.0	3.4	3.3	3.2	2195 / 11.0	9.9	11.2	118 / 2494	E	WRRK-F
13	WZPT-F	AC/CHR	72 / 2.3	2.1	2.6	2.6	3.0	2.4	1669 / 8.4	9.2	10.3	82 / 1915	E	WZPT-F
13	WPHH-F	AC/CHR	72 / 2.3	2.6	2.0	2.2	2.8	2.3	2018 / 10.1	9.2	12.5	77 / 2184	D	WPHH-F
15	WEAE	SPRIS	58 / 1.9	1.1	1.6	1.1	1.6	1.4	1067 / 5.3	6.2	5.0	60 / 1122	B	WEAE
16	WORD-F	REL	52 / 1.7	1.5	1.6	1.1	1.0	1.5	937 / 4.7	4.1	3.3	62 / 1141	C^	WORD-F
17	WOGG-FF	C	51 / 1.6	1.5	1.4	1.8	1.5	1.6	772 / 3.9	2.8	2.9	56 / 893		WOGG-FF
18	KQV	N	38 / 1.2	1.5	1.4	1.1	1.2	1.3	859 / 4.3	6.3	4.4	39 / 884	B	KQV
19	WPTT	T	31 / 1.0	1.6	1.2	1.5	1.3	1.3	674 / 3.4	3.7	4.3	31 / 674		WPTT

12+ FM Share (Metro): 73.72% (2003 of 2717) (Spring 99: 73.26%)

Teens	18-34	18-49	25-49	25-54	35+	12+ AMD	12+ Mid	12+ PMD	12+ Eve	12+ Wknd
1 WBZZ-F >>>	1 WBZZ-F	1 WDVE-F	1 WOVE-F >	1 WDVE-F >	1 KDKA >>	1 KDKA >>	1 KDKA	1 WDSY-F	1 KDKA	1 KDKA
2 WXDX-F	2 WXDX-F	2 WBZZ-F <	2 WDSY-F	2 WDSY-F	2 WWSW-AF <	2 WDVE-F	2 WDVE-F	1 KDKA <	2 WBZZ-F	2 WBZZ-F <
2 WAMO-FF >>>	3 WDVE-F <	3 WDSY-F	3 WBZZ-F	3 WWSW-AF <	3 WDSY-F <	3 WBZZ-F <	3 WDSY-F	3 WBZZ-F	3 WDSY-F <	3 WDSY-F
	4 WAMO-FF	4 WXDX-F	4 WWSW-AF <	4 WBZZ-F	4 WDVE-F	4 WDSY-F <	4 WWSW-AF	3 WDVE-F	4 WXDX-F <	4 WWSW-AF <
	5 WDSY-F >	5 WAMO-FF <	5 WXDX-F <	5 KDKA <	4 WJAS	5 WWSW-AF <	5 WJAS <	5 WXDX-F <	5 WWSW-AF <	5 WJAS
	6 WZPT-F <	6 WWSW-AF <	6 WJJJ-F	6 WJJJ-F	6 WSHH-F	6 WRRK-F <	6 WSHH-F	6 WJAS <	6 WAMO-FF	6 WOVE-F
	7 WRRK-F	7 WJJJ-F <	7 WRRK-F <	7 WSHH-F	7 WJJJ-F	7 WXDX-F	6 WBZZ-F <	7 WSHH-F	7 WDVE-F	7 WXDX-F
		8 WRRK-F	8 KDKA <	7 WXDX-F	8 WLTJ-F	8 WSHH-F <	8 WJJJ-F	7 WWSW-AF	7 WJJJ-F <	7 WAMO-FF <
		9 KDKA	9 WSHH-F <	9 WRRK-F	9 WBZZ-F <	9 WJJJ-F	9 WLTJ-F	9 WJJJ-F <	9 WSHH-F >	9 WSHH-F
		9 WSHH-F <	10 WLTJ-F <	10 WLTJ-F	10 WRRK-F >	10 WXDX-F	10 WAMO-FF	10 WAMO-FF	10 WJJJ-F	10 WJJJ-F

Wom 18-24	Wom 18-34	Wom 25-34	Wom 18-49	Wom 25-54	Men 18-24	Men 18-34	Men 25-34	Men 18-49	Men 25-54	12+ Ovrnite
1 WBZZ-F	1 WBZZ-F >	1 WBZZ-F >	1 WBZZ-F	1 WDSY-F <	1 WXDX-F >	1 WXDX-F	1 WDVE-F	1 WDVE-F >	1 WDVE-F >>	1 KDKA >>>
2 WAMO-FF >	2 WAMO-FF <	2 WDSY-F >	2 WDSY-F >	2 WBZZ-F	2 WAMO-FF <	2 WOVE-F	2 WXDX-F >	2 WXDX-F >	2 WXDX-F <	2 WWSW-AF <
3 WXDX-F >>	3 WDSY-F	3 WZPT-F <	3 WJJJ-F <	3 WSHH-F	3 WBZZ-F >	3 WBZZ-F	3 WBZZ-F	3 WDSY-F <	3 WWSW-AF	3 WBZZ-F
4 WZPT-F	4 WXDX-F	4 WJJJ-F	4 WAMO-FF <	4 WWSW-AF	4 WRRK-F	4 WAMO-FF	3 WDSY-F	4 WRRK-F	3 WDSY-F	3 WDSY-F
5 WDVE-F	5 WZPT-F <	4 WDVE-F	5 WSHH-F <	5 WJJJ-F	5 WDVE-F	5 WRRK-F <	5 WRRK-F	5 WBZZ-F <	3 KDKA	5 WJJJ-F
5 WJJJ-F	6 WJJJ-F <	6 WAMO-FF	6 WDVE-F <	6 WLTJ-F <	6 WDSY-F	6 WDSY-F >	6 WAMO-FF	6 WWSW-AF <	6 WRRK-F >	6 WXDX-F <
	7 WDVE-F >	7 WXDX-F	7 WWSW-AF <	7 WDVE-F			7 WZPT-F	7 KDKA <	7 WJJJ-F <	
		7 WLTJ-F	8 WLTJ-F	8 KDKA			7 WEAE <	8 WAMO-FF	8 WBZZ-F <	
				9 WZPT-F				9 WEAE	9 WEAE	

Other Rated Stations				Metro Share	Cume Rating	TSA AQH Cume	Other Rated Stations--Outside Market				Metro Share	Cume Rating	TSA AQH Cume
WAMO	B/AC	860	Pittsburgh	0.4	0.9	11 184	WHOT-F	CHR	101.1	Youngstown, OH	0.4	2.5	60 1288
WJPA	O	1450	Washington	0.1	0.4	2 78	WOGH-F	C	103.5	Steubenville, OH	0.6	1.9	56 900
WJPA-F	O	95.3	Washington	0.8	1.6	25 347							
WLSW-F	AC/CHR	103.9	Scottsdale	0.5	1.3	15 269							
WMBS	FS	590	Uniontown	0.6	1.4	21 310							
WWCS	E	540	Canonsburg	0.3	1.3	13 335							

PITTSBURGH

Consolidation Report	12+	25-54	Revenue	Format Performance	AM	FM	Total	%	Yr. Ago
CBS/Infinity KDKA-AM, WBZZ-FM, WDSY-FM, WZPT-FM	29.1 %	25.6 %	39.8 %	AC	0 (0)	159 (3)	159 (3)	5.9 %	4.1 %
Clear Channel WDVE-FM, WJJJ-FM, WPHH-FM, WWSW-AM, WWSW-FM, WXDX-FM	25.9 %	40.8 %	35.9 %	AOR/Classic/NR	0 (0)	504 (3)	504 (3)	18.5 %	19.6 %
Frischling WLTJ-FM, WRRK-FM	6.9 %	9.3 %	7.3 %	Black/Urban	11 (1)	270 (3)	281 (4)	10.3 %	10.0 %
Renda WJAS-AM, WPTT-AM, WSHH-FM	11.1 %	7.1 %	7.5 %	CHR	0 (0)	237 (2)	237 (2)	8.7 %	7.1 %
Sheridan WAMO-AM, WAMO-FM, WSSZ-FM	4.4 %	3.8 %	3.6 %	Classical	0 (0)	0 (0)	0 (0)	0.0 %	0.0 %
				Country	0 (0)	307 (4)	307 (4)	11.3 %	12.6 %
				Full Service	18 (1)	0 (0)	18 (1)	0.7 %	0.8 %
				Hispanic	0 (0)	0 (0)	0 (0)	0.0 %	0.0 %
				Jazz	0 (0)	0 (0)	0 (0)	0.0 %	0.0 %
				News/Talk	447 (3)	0 (0)	447 (3)	16.5 %	15.7 %
				Oldies	11 (2)	209 (2)	220 (4)	8.1 %	10.8 %
				Others/Unknown	10 (1)	0 (0)	10 (1)	0.4 %	0.0 %
				Religion/Gospel	0 (0)	52 (1)	52 (1)	1.9 %	1.9 %
				Soft AC	0 (0)	265 (2)	265 (2)	9.8 %	9.5 %
				Sports	58 (1)	0 (0)	58 (1)	2.1 %	1.8 %
				Standards/EZ	159 (1)	0 (0)	159 (1)	5.9 %	6.0 %
				Totals	714 (10)	2003 (20)	2717 (30)		

AM Stations

Station	Freq	Power	Format	Revenue	AM	FM	Market
KDKA	1020	50 kw	News/Talk	\$180.00	CBS	CBS/Infinity	Pittsburgh
KQV	1410	5 kw (DA-2)	News	\$35.00	--	--	Pittsburgh
WEAE	1250	5 kw (DA-N)	Sports	\$88.00	ABC	ABC	Pittsburgh
WJAS	1320	5 kw (DA-N)	Standards	\$34.00	Katz	Renda	Pittsburgh
WPTT	1360	5 kw/1 kw (DA-N)	Talk	\$ NA	Allied	Renda	McKeesport
WWSW	970	5 kw (DA-2)	Simul. WWSW-F				Pittsburgh

FM Stations

Station	Freq	Power	Format	Revenue	AM	FM	Market
WAMO	106.7	47 kw @ 518	Black	\$70.00	D&R	Sheridan	Beaver Falls
WBZZ	93.7	41 kw @ 547	CHR	\$155.00	Eastman	CBS/Infinity	Pittsburgh
WDSY	107.9	17.5 kw @ 827	Country	\$130.00	Eastman	CBS/Infinity	Pittsburgh
WDVE	102.5	55 kw @ 820	AOR	\$200.00	Christal	Clear Channel	Pittsburgh
WJJJ	104.7	20 kw @ 781	Black Oldies	\$45.00	D&R	Clear Channel	Pittsburgh
WLTJ	92.9	47 kw @ 894	Soft AC	\$58.00	K&P	WRRK-F	Pittsburgh
WOGG	94.9	0.2 kw @ 1240	Country	\$ NA	Dome	Keymarket	Brownsville
WOGI	98.3	6 kw @ 300	Simul. WOGG-F				Charleroi
WORD	101.5	48 kw @ 505	Religion	\$38.00	Salem	Salem	Pittsburgh
WPHH	96.1	44 kw @ 522	AC/CHR	\$110.00	Sentry	Clear Channel	Pittsburgh
WRRK	96.9	45 kw @ 530	Classic AOR	\$53.00	Mc-Guild	WLTJ-F	Braddock
WSHH	99.7	10.6 kw @ 928	Soft AC	\$80.00	Katz	Renda	Pittsburgh
WSSZ	107.1	1.6 kw @ 449	Simul. WAMO-F				Greensburg
WWSW	94.5	50 kw @ 810	Oldies	\$160.00	Sentry	Clear Channel	Pittsburgh
WXDX	105.9	72 kw @ 440	AOR-New Rock	\$50.00	Christal	Clear Channel	Pittsburgh
WZPT	100.7	17 kw @ 850	AC/CHR	\$59.00	Eastman	CBS/Infinity	New Kensington

Notes: Combined revenue stations: * WAMO-FF includes WAMO & WSSZ-F; ^ WORD-F includes WPIT . . . 8/00 WCXJ (1550; Braddock) changed calls to WURP; remains Black . . . 8/00 WWSW (970) changed from simulcasting Oldies WWSW-F to Sports as "The Burgh"

PORTLAND, ME

Arbitron Rank 160 **Pop (12+)** 217,100
MSA Rank: 173
MSA Pop: 258,000
DMA: 81
Average Persons Rating: 15.8
Market TSL In Hours 20.75

Stations 24 / 20
Diaries: 884 / 246:1 / 53.0%
Sample Target: 870
% Below Line: 3.5
% Not Listed: 17.3
Pop per Station: 10,855

Last Year's Revenue: \$18,800,000
Household Income: \$49,513
Total Retail Sales: \$3.3 Bil.
#1 Biller: WBLM-F \$3,400,000
#1 Billing Portfolio
Citadel \$8,580,000

12+ Metro	Format	Spring 00 1/4 Share	Fall 99	Spq 99	Fall 98	Spq 98	12+ Metro Cume / Rtg	Fall 99	Spq 99	12+ TSA AQH / Cume	Revenue Level		
1	WBLM-F	CL AOR	30 / 8.8	8.7	13.0	6.4	9.8	468 / 21.6	19.5	21.4	121 / 1452	E	WBLM-F
2	WPOR-F	C	28 / 8.2	9.3	10.0	9.0	8.9	429 / 19.7	18.5	19.7	60 / 1033	D	WPOR-F
3	WMGX-F	AC/CHR	25 / 7.3	5.5	6.3	8.0	8.3	452 / 20.8	17.0	19.3	34 / 713	E	WMGX-F
3	WJBQ-F	CHR	25 / 7.3	9.3	9.7	7.4	9.2	478 / 22.0	25.0	24.9	63 / 1315	B	WJBQ-F
5	WYNZ-F	O	23 / 6.7	4.5	4.8	6.1	6.0	340 / 15.7	14.3	16.5	37 / 590	B	WYNZ-F
5	WGAN	FS/T	23 / 6.7	6.4	7.2	9.3	7.9	342 / 15.8	13.6	17.4	37 / 555	C	WGAN
7	WLAM-AF	ST	22 / 6.4	5.8	4.8	4.8	6.7	235 / 10.8	9.5	8.8	34 / 397	A	WLAM-AF
8	WCYY-FF	AOR-NR	19 / 5.6	5.8	7.2	6.7	5.4	365 / 16.8	15.6	18.2	55 / 1080	B	WCYY-FF
9	WHOM-F	SAC	17 / 5.0	4.5	4.8	6.4	4.4	294 / 13.5	12.0	15.1	57 / 988	C*	WHOM-F
10	WTHT-F	C	12 / 3.5	3.5	2.4	2.2	3.5	187 / 8.6	7.8	6.9	46 / 701	B	WTHT-F
11	WMWX-F	AC/CHR	11 / 3.2	3.5	1.2	2.2	2.2	278 / 12.8	8.2	8.2	26 / 630	B	WMWX-F
12	WRED-F	CHR	9 / 2.6	2.9	1.5	2.6	1.3	242 / 11.1	11.6	10.8	15 / 389		WRED-F

12+ FM Share (Metro): 84.45% (239 of 283) (Spring 99: 85.71%)

Teens	18-34	18-49	25-49	25-54	35+	12+ AMD	12+ Mid	12+ PMD	12+ Eve	12+ Wknd
1 WJBQ-F >>>	1 WBLM-F	1 WBLM-F	1 WMGX-F	1 WBLM-F <	1 WLAM-AF <	1 WBLM-F <	1 WBLM-F <	1 WBLM-F	1 WCYY-FF <	1 WPOR-F <
2 WRED-F >	1 WCYY-FF <	2 WMGX-F	1 WBLM-F >	2 WMGX-F	2 WGAN	2 WMGX-F <	2 WGAN <	2 WPOR-F <	2 WJBQ-F <	2 WBLM-F
3 WCYY-FF >	3 WJBQ-F <	3 WCYY-FF	3 WYNZ-F	3 WYNZ-F	2 WPOR-F	3 WPOR-F	3 WMGX-F <	3 WYNZ-F <	3 WPOR-F	2 WJBQ-F
	4 WMGX-F >	3 WJBQ-F	4 WPOR-F	4 WPOR-F	4 WYNZ-F	4 WJBQ-F <	4 WYNZ-F <	4 WMGX-F <	4 WBLM-F	4 WLAM-AF
	5 WPOR-F >	5 WPOR-F	5 WJBQ-F	5 WJBQ-F <	5 WBLM-F	5 WGAN	5 WPOR-F <	5 WLAM-AF	5 WGAN	5 WYNZ-F
	6 WMWX-F	5 WYNZ-F >	6 WHOM-F	6 WHOM-F <	6 WHOM-F	6 WYNZ-F	6 WLAM-AF	5 WCYY-FF	6 WHOM-F	6 WHOM-F <
	6 WRED-F	7 WHOM-F	6 WTHT-F	7 WGAN	7 WMGX-F	7 WLAM-AF	7 WJBQ-F	5 WJBQ-F	6 WMGX-F	7 WCYY-FF <
	6 WYNZ-F	8 WTHT-F	8 WGAN	7 WTHT-F	8 WTHT-F >	8 WCYY-FF	8 WHOM-F <	8 WGAN	6 WRED-F	8 WMGX-F
		8 WGAN	8 WCYY-FF	9 WCYY-FF		9 WHOM-F	9 WCYY-FF	8 WHOM-F	9 WYNZ-F	9 WGAN
		8 WMWX-F >				9 WMWX-F <				

Wom 18-24	Wom 18-34	Wom 25-34	Wom 18-49	Wom 25-54	Men 18-24	Men 18-34	Men 25-34	Men 18-49	Men 25-54	12+ Ovmite
1 WJBQ-F	1 WJBQ-F >	1 WJBQ-F	1 WMGX-F	1 WMGX-F	1 WCYY-FF	1 WBLM-F >	1 WBLM-F >	1 WBLM-F >	1 WBLM-F >	1 WGAN
1 WCYY-FF >>	2 WMGX-F	2 WMGX-F >>	1 WJBQ-F >	2 WPOR-F	2 WBLM-F >>	2 WCYY-FF	2 WMGX-F >	2 WMGX-F	2 WMGX-F	2 WBLM-F
3 WRED-F	3 WCYY-FF >>	3 WRED-F	3 WBLM-F	3 WYNZ-F	3 WPOR-F >>	3 WMGX-F >	3 WCYY-FF	2 WCYY-FF	3 WYNZ-F	3 WYNZ-F >
3 WMWX-F >	4 WRED-F	3 WHOM-F	3 WPOR-F	4 WBLM-F		4 WPOR-F	3 WYNZ-F	4 WYNZ-F	4 WGAN	4 WPOR-F >>
	4 WHOM-F	3 WCYY-FF	5 WYNZ-F	4 WHOM-F		5 WYNZ-F	5 WJBQ-F	5 WPOR-F	5 WTHT-F	
	4 WPOR-F	3 WMWX-F	5 WHOM-F	4 WJBQ-F >		5 WJBQ-F >	5 WJAE-AA	6 WGAN	5 WPOR-F	
	4 WBLM-F	3 WPOR-F	5 WCYY-FF	7 WMWX-F			5 WPOR-F >>	7 WTHT-F	7 WCYY-FF	
	4 WMWX-F >	3 WBLM-F >>	8 WMWX-F	8 WTHT-F				7 WJBQ-F >	8 WHOM-F	
									8 WJBQ-F	

Other Rated Stations				Metro Share	Cume Rating	TSA AQH Cume	Other Rated Stations--Outside Market				Metro Share	Cume Rating	TSA AQH Cume		
WBAE	ST	1490	Portland	1.2	1.6	4	41	WCLZ-F	CL AOR	95.5	Topsham	1.5	5.0	11	241
WBQW-F	CL	106.3	Scarborough	1.8	4.5	7	165	WMME-F	CHR	92.3	Augusta	0.6	2.5	25	608
WJAE-AA	SPRTS	1440	Westbrook	1.2	5.3	5	145	WQEZ-F	SAC	104.7	Kennebunkport	0.6	1.8	5	115
WTPN-F	AC/CHR	98.9	Brunswick	1.8	7.7	23	435	WTOS-F	AOR	105.1	Skowhegan	0.9	3.2	29	428
WZAN	T	970	Portland	1.8	6.0	11	252								

PORTLAND, ME

Consolidation Report	12+	25-54	Revenue	Format Performance	AM	FM	Total	%	Yr. Ago
Citadel	28.4 %	29.5 %	45.6 %	AC	0 (0)	42 (3)	42 (3)	14.8 %	8.9 %
WBLM-FM, WCLZ-FM, WCYI-FM, WCYY-FM, WHOM-FM, WJBQ-FM				AOR/Classic/NR	0 (0)	58 (5)	58 (5)	20.5 %	28.9 %
Harron	13.1 %	9.8 %	10.1 %	Black/Urban	0 (0)	0 (0)	0 (0)	0.0 %	0.0 %
WLAM-AM, WLAM-FM, WMWX-FM, WTHT-FM, WZOU-AM				CHR	0 (0)	36 (3)	36 (3)	12.7 %	13.2 %
Saga	31.8 %	34.8 %	41.6 %	Classical	0 (0)	6 (1)	6 (1)	2.1 %	3.6 %
WBAE-AM, WGAN-AM, WMGX-FM, WPOR-FM, WYNZ-FM, WZAN-AM				Country	0 (0)	40 (2)	40 (2)	14.1 %	14.6 %
	73.4 %	74.1 %	97.3 %	Full Service	23 (1)	0 (0)	23 (1)	8.1 %	8.6 %
				Hispanic	0 (0)	0 (0)	0 (0)	0.0 %	0.0 %
				Jazz	0 (0)	0 (0)	0 (0)	0.0 %	0.0 %
				News/Talk	6 (1)	0 (0)	6 (1)	2.1 %	2.1 %
				Oldies	0 (0)	23 (1)	23 (1)	8.1 %	5.7 %
				Others/Unknown	0 (0)	0 (0)	0 (0)	0.0 %	0.0 %
				Religion/Gospel	0 (0)	0 (0)	0 (0)	0.0 %	1.1 %
				Soft AC	0 (0)	19 (2)	19 (2)	6.7 %	5.7 %
				Sports	4 (2)	0 (0)	4 (2)	1.4 %	1.8 %
				Standards/EZ	11 (2)	15 (1)	26 (3)	9.2 %	5.7 %
				Totals	44 (6)	239 (18)	283 (24)		

AM Stations

WGAN	560	5 kw (DA-2)	Full Service/Talk	CBS, Westwd	\$27.00	Katz	Saga	Portland
WLAM	870	10 kw/1 kw (DA-2)	Standards	ABC, Westwd	\$<20.00	Allied	Harron	Gorham

FM Stations

WBLM	102.9	100 kw @ 1460	Classic AOR		\$66.00	Mc-Guild	Citadel	Portland
WCYI	93.9	27.5 kw @ 640	See WCYY-F					Lewiston
WCYY	94.3	11.5 kw @ 482	New Rock		\$22.00	Mc-Guild	Citadel	Biddeford
WHOM	94.9	50 kw @ 3743	Soft AC		\$50.00	Katz	Citadel	Mt. Washington, NH
WJBQ	97.9	16 kw @ 889	CHR		\$26.00	Katz	Citadel	Portland
WLAM	106.7	0.81 kw @ 623	Simul. WLAM					N. Windham
WMGX	93.1	50 kw @ 443	Hot AC		\$54.00	Mc-Guild	Saga	Portland
WMWX	99.9	50 kw @ 493	AC/CHR		\$<20.00	D&R	Harron	Auburn
WPOR	101.9	50 kw @ 500	Country	ABC	\$64.00	Mc-Guild	Saga	Portland
WRED	95.9	3 kw @ 300	CHR		\$<20.00	Roslin	Atlantic Coast	Saco
WTHT	107.5	35 kw @ 610	Country		\$20.00	D&R	Harron	Lewiston
WYNZ	100.9	25 kw @ 328	Oldies	Westwd	\$<20.00	Mc-Guild	Saga	Westbrook

Notes: * Metro revenue only . . . 4/00 WLOB 1310 (plus WLLB and WLOB-F Rumford) sold by Carter Broadcasting to Atlantic Coast Radio (J. J. Jeffrey) for \$3,500,000 (Pierce)

PORTLAND, OR

Arbitron Rank: 25 Pop (12+): 1,737,500
 MSA Rank: 27
 MSA Pop: 1,870,000
 DMA: 25
 Average Persons Rating: 14.0
 Market TSL in Hours: 18.75

Stations: 30 / 28
 Diaries: 2,657 / 654:1 / 54.8%
 Sample Target: 2,690
 % Below Line: 0.9
 % Not Listed: 17.1
 Pop per Station: 62,054

Last Year's Revenue: \$111,700,000
 Household Income: \$50,507
 Total Retail Sales: \$24.7 Bil.
 #1 Biller: KKCW-F \$11,900,000
 #1 Billing Portfolio: CBS/Infinity \$32,740,000

12+ Metro	Format	Spring 00 1/4 Share	Win 00	Fall 99	Sum 99	Spg 99	4-Book Avg.	12+ Metro Cume / Rtg.	Fall 99	Spg 99	12+ TSA AQH / Cume	Revenue Level	
1	KKCW-F	191 / 7.8	7.7	6.6	6.4	7.4	7.1	2419 / 13.9	12.8	14.5	211 / 2650	I	KKCW-F
2	KKRZ-F	163 / 6.7	6.1	7.0	6.7	8.0	6.6	3399 / 19.6	19.1	21.8	172 / 3764	I	KKRZ-F
3	KEX	155 / 6.4	7.2	6.5	4.5	5.5	6.1	3008 / 17.3	16.8	14.8	169 / 3328	G	KEX
4	KXJM-F	137 / 5.6	5.4	5.7	5.9	5.9	5.7	2325 / 13.4	12.6	14.2	156 / 2800	D	KXJM-F
5	KKSN-F	136 / 5.6	7.0	5.9	5.2	5.0	5.9	2671 / 15.4	15.8	15.2	153 / 3068	H	KKSN-F
5	KUPL-F	136 / 5.6	5.3	6.2	5.4	5.7	5.6	2185 / 12.6	14.4	12.6	148 / 2444	H	KUPL-F
7	KGON-F	126 / 5.2	5.0	4.5	5.0	5.2	4.9	2230 / 12.8	12.9	13.7	145 / 2518	I	KGON-F
8	KINK-F	110 / 4.5	4.3	5.4	4.7	3.9	4.7	1629 / 9.4	10.4	9.5	120 / 1818	H	KINK-F
9	KWJJ-F	108 / 4.4	4.0	4.3	4.4	4.7	4.3	2141 / 12.3	12.8	12.2	125 / 2413	G	KWJJ-F
10	KUFO-F	96 / 3.9	3.5	4.1	5.1	4.7	4.2	1666 / 9.6	11.3	11.8	126 / 2221	H	KUFO-F
11	KRSK-F	83 / 3.4	3.3	3.4	3.3	2.9	3.4	2024 / 11.7	11.8	11.3	103 / 2550	F	KRSK-F
12	KVMX-F	77 / 3.2	2.1	2.5	3.1	2.4	2.7	1817 / 10.5	9.4	9.6	83 / 2007	F	KVMX-F
13	KXL	74 / 3.0	3.8	3.6	3.5	3.4	3.5	1491 / 8.6	10.3	10.3	77 / 1586	G	KXL
14	KKJZ-F	72 / 3.0	3.1	2.9	3.2	3.5	3.0	1341 / 7.7	7.2	8.0	77 / 1443	E	KKJZ-F
15	KNRK-F	69 / 2.8	3.2	3.7	3.3	2.9	3.3	1750 / 10.1	11.1	10.2	75 / 1925	E	KNRK-F
16	KKSN	57 / 2.3	2.9	2.4	2.2	2.2	2.5	709 / 4.1	5.0	4.7	60 / 763	A	KKSN
17	KFXX-AA	44 / 1.8	1.5	1.5	1.4	1.2	1.6	686 / 3.9	4.5	3.9	46 / 758	D	KFXX-AA
18	KOTK	34 / 1.4	1.2	1.1	2.1	1.0	1.4	671 / 3.9	3.4	3.6	35 / 721	C	KOTK
19	KPDO-F	31 / 1.3	1.3	0.8	1.9	1.1	1.3	615 / 3.5	3.7	4.3	36 / 729	C*	KPDO-F

12+ FM Share (Metro): 77.04% (1557 of 2021) (Spring 99: 76.57%)

Teens	18-34	18-49	25-49	25-54	35+	12+ AMD	12+ Mid	12+ PMD	12+ Eve	12+ Wknd
1 KXJM-F	1 KKRZ-F <	1 KKCW-F <	1 KKCW-F <	1 KKCW-F	1 KKCW-F	1 KKCW-F	1 KKCW-F >	1 KKCW-F	1 KEX	1 KKRZ-F <
2 KKRZ-F >>	2 KXJM-F <	2 KGON-F <	2 KGON-F	2 KGON-F	2 KEX	2 KKRZ-F <	2 KEX <	2 KKRZ-F <	2 KXJM-F <	2 KXJM-F
3 KNRK-F >	3 KUFO-F	3 KKRZ-F <	3 KKRZ-F <	3 KINK-F <	3 KKS-F	3 KKS-F	3 KKS-F	3 KXJM-F <	3 KKRZ-F >	3 KKRZ-F
4 KVMX-F <	4 KINK-F <	4 KINK-F	4 KKRZ-F <	4 KUPL-F	4 KGON-F <	4 KUPL-F <	4 KKS-F <	4 KKS-F <	4 KKS-F <	4 KEX <
5 KUPL-F <	5 KUFO-F <	5 KUPL-F <	5 KUPL-F	4 KINK-F <	5 KUPL-F	5 KKRZ-F <	5 KUPL-F	5 KUPL-F	5 KNRK-F	5 KUPL-F <
6 KNRK-F <	6 KXJM-F <	6 KRSK-F <	5 KKS-F	6 KGON-F	6 KKS-F	6 KGON-F <	6 KGON-F <	6 KGON-F <	6 KUFO-F <	6 KKS-F <
7 KGON-F <	7 KUPL-F <	7 KKS-F <	7 KRSK-F <	7 KWJJ-F <	7 KINK-F <	7 KINK-F <	7 KWJJ-F <	7 KINK-F	7 KUPL-F <	7 KGON-F <
8 KRSK-F <	8 KKS-F <	8 KUFO-F <	8 KEX	8 KXL <	8 KXJM-F	8 KINK-F <	7 KEX	8 KWJJ-F <	8 KWJJ-F <	8 KWJJ-F <
9 KKCW-F	9 KRSK-F	9 KVMX-F <	9 KUFO-F <	9 KKJZ-F	8 KWJJ-F <	9 KXJM-F <	9 KWJJ-F <	9 KWJJ-F <	9 KKCW-F	9 KINK-F
10 KWJJ-F	9 KVMX-F <	10 KWJJ-F	10 KWJJ-F <	10 KKRZ-F <	10 KUFO-F <	10 KUFO-F	10 KRSK-F <	9 KINK-F <	10 KUFO-F	

Wom 18-24	Wom 18-34	Wom 25-34	Wom 18-49	Wom 25-54	Men 18-24	Men 18-34	Men 25-34	Men 18-49	Men 25-54	12+ Ovrnite
1 KXJM-F >	1 KKRZ-F >	1 KKRZ-F	1 KKCW-F	1 KKCW-F >	1 KXJM-F >	1 KUFO-F	1 KUFO-F <	1 KGON-F >	1 KGON-F >	1 KEX <
2 KKRZ-F >	2 KKCW-F <	2 KKCW-F	2 KKRZ-F >	2 KKRZ-F	2 KUFO-F	2 KXJM-F <	2 KGON-F	2 KUFO-F	2 KUFO-F	2 KXJM-F
3 KVMX-F	3 KVMX-F	3 KVMX-F	3 KUPL-F <	3 KUPL-F <	3 KNRK-F >	3 KGON-F	3 KUPL-F >	3 KXJM-F <	2 KINK-F	3 KKCW-F
4 KWJJ-F	4 KXJM-F	3 KRSK-F	4 KRSK-F <	4 KRSK-F	4 KKRZ-F >	4 KNRK-F	4 KRSK-F	4 KINK-F	4 KKS-F <	4 KGON-F <
4 KUFO-F	5 KUPL-F	5 KUPL-F >	5 KKS-F	4 KINK-F <	5 KGON-F	5 KUPL-F	5 KNRK-F	5 KKRZ-F <	5 KEX <	5 KKRZ-F <
6 KNRK-F	5 KRSK-F	6 KWJJ-F	5 KVMX-F <	6 KKS-F	5 KKS-F	6 KKRZ-F	5 KFXX-AA <	6 KNRK-F <	6 KUPL-F	6 KKS-F <
7 KKCW-F	7 KWJJ-F	7 KNRK-F	7 KINK-F <	7 KVMX-F <	7 KVMX-F <	7 KVMX-F	7 KEX <	7 KEX <	7 KKCW-F	
7 KKS-F	8 KNRK-F	7 KKS-F	8 KWJJ-F <	8 KWJJ-F <	8 KRSK-F <	7 KINK-F	8 KKS-F <	8 KKS-F <	7 KKRZ-F	
	8 KUFO-F <	9 KUFO-F	9 KXJM-F	9 KKJZ-F	9 KFXX-AA <	7 KKRZ-F	9 KUPL-F	9 KFXX-AA	9 KFXX-AA	
			10 KKJZ-F	10 KEX			10 KRSK-F	9 KWJJ-F	9 KRSK-F	
							10 KVMX-F <	9 KRSK-F		

Other Rated Stations				Metro Share	Cume Rating	TSA AQH	Cume	Other Rated Stations--Outside Market				Metro Share	Cume Rating	TSA AQH	Cume
KBMS	B	1480	Vancouver, WA	0.4	0.6	9	110	KLOO-F	CL AOR	106.1	Corvallis	0.5	1.5	21	429
KEWS	N/T	620	Portland	0.5	3.2	17	635	KRKT-F	C	99.9	Albany	0.5	1.1	26	568
KKGT	T	1150	Portland	0.5	0.9	13	148								
KMUZ	SP-R	1230	Gresham	0.5	0.8	13	134								
KUIK	T	1360	Hillsboro	0.4	1.1	9	195								
KUPL	C/O	970	Portland	0.8	1.5	20	280								
KWIP	SP-VA	880	Dallas	0.5	0.9	16	176								
KYKN	T	1430	Keizer	0.5	1.3	14	290								

PORTLAND, OR

Consolidation Report	12+	25-54	Revenue	Format Performance	AM	FM	Total	%	Yr. Ago
CBS/Infinity KINK-FM, KKJZ-FM, KUFO-FM, KUPL-AM, KUPL-FM, KVMX-FM	21.0 %	24.5 %	29.3 %	AC	0 (0)	274 (2)	274 (2)	13.6 %	15.2 %
Clear Channel KEWS-AM, KEX-AM, KKCW-FM, KKRZ-FM	21.4 %	20.6 %	29.3 %	AOR/Classic/NR	0 (0)	412 (5)	412 (5)	20.4 %	20.3 %
Entercom KFXX-AA, KGON-FM, KKSJ-AM, KKSJ-FM, KNRK-FM, KRSK-FM	21.1 %	23.3 %	27.2 %	Black/Urban	9 (1)	0 (0)	9 (1)	0.4 %	0.0 %
				CHR	0 (0)	300 (2)	300 (2)	14.8 %	16.4 %
				Classical	0 (0)	0 (0)	0 (0)	0.0 %	0.0 %
				Country	19 (1)	255 (3)	274 (4)	13.6 %	14.0 %
	63.5 %	68.4 %	85.8 %	Full Service	155 (1)	0 (0)	155 (1)	7.7 %	6.5 %
				Hispanic	26 (2)	0 (0)	26 (2)	1.3 %	1.8 %
				Jazz	0 (0)	72 (1)	72 (1)	3.6 %	4.1 %
				News/Talk	154 (6)	0 (0)	154 (6)	7.6 %	9.7 %
				Oldies	0 (0)	213 (2)	213 (2)	10.5 %	6.0 %
				Others/Unknown	0 (0)	0 (0)	0 (0)	0.0 %	0.0 %
				Religion/Gospel	0 (0)	31 (1)	31 (1)	1.5 %	1.8 %
				Soft AC	0 (0)	0 (0)	0 (0)	0.0 %	0.0 %
				Sports	44 (2)	0 (0)	44 (2)	2.2 %	1.5 %
				Standards/EZ	57 (1)	0 (0)	57 (1)	2.8 %	2.6 %
				Totals	464 (14)	1557 (16)	2021 (30)		

AM Stations

Station	Freq	Power	Format	Advertiser	Agency	Station	City
KEX	1190	50 kw (DA-N)	Full Service	ABC, ESPN	\$110.00 Katz	Clear Channel	Portland
KFXX	910	5 kw (DA-2)	Sports	ESPN, CBS, WW1	\$35.00 D&R	Entercom	Vancouver, WA
KKSN	1520	50 kw/15 kw (DA-2)	Standards	Westwd	\$34.00 D&R	Entercom	Oregon City
KOTK	1080	50 kw/10 kw (DA-2)	Talk	CNN, Westwd	\$ NA Sentry	Fisher	Portland
KSLM	1390	5 kw/0.69 kw	Simul. KFXX				Salem
KXL	750	50 kw/20 kw (DA-2)	News/Talk	CBS	\$101.00 Mc-Guild	KXJM-F	Portland

FM Stations

Station	Freq	Power	Format	Advertiser	Agency	Station	City
KGON	92.3	100 kw @ 1268	Classic AOR		\$140.00 D&R	Entercom	Portland
KINK	101.9	100 kw @ 1674	Progressive AOR		\$117.00 Katz	CBS/Infinity	Portland
KKCW	103.3	100 kw @ 1674	AC		\$148.00 Katz	Clear Channel	Beaverton
KKJZ	106.7	100 kw @ 880	Jazz		\$75.00 Katz	CBS/Infinity	Lake Oswego
KKRZ	100.3	100 kw @ 1434	CHR		\$120.00 Katz	Clear Channel	Portland
KKSN	97.1	100 kw @ 1268	Oldies	ABC	\$118.00 D&R	Entercom	Portland
KHRK	94.7	3.7 kw @ 850	AOR-New Rock		\$68.00 D&R	Entercom	Camas, WA
KPDQ	93.7	100 kw @ 1268	Religion	SRN	\$23.00 Salem	Salem	Portland
KRSK	105.1	100 kw @ 1840	AC/CHR		\$77.00 D&R	Entercom	Salem
KUFO	101.1	100 kw @ 1640	AOR	Westwd	\$110.00 Christal	CBS/Infinity	Portland
KUPL	98.7	37 kw @ 1443	Country	Westwd	\$155.00 Christal	CBS/Infinity	Portland
KVMX	107.5	6.3 kw @ 1332	Classic Hits	Westwd	\$50.00 Christal	CBS/Infinity	Banks
KWJJ	99.5	52 kw @ 1268	Country		\$155.00 Sentry	Fisher	Portland
KXJM	95.5	100 kw @ 990	Dance CHR		\$60.00 Mc-Guild	KXL	Portland

Notes: * KPDQ-F revenue level includes KPDQ revenue . . . 5/00 KBBT-F changed from Modern AC to Classic Hits as KVMX-F ("Mix 107.5")

PORTSMOUTH-DOVER-ROCHESTER

Arbitron Rank 117 Pop (12+) 356,900	Stations 45 / 12	Last Year's Revenue: \$15,600,000
MSA Rank: 133	Diaries: 915 / 390:1 / 57.8%	Household Income: \$58,529
MSA Pop: 380,000	Sample Target: 790	Total Retail Sales: \$5.5 Bil.
DMA: 6 (Boston)	% Below Line: 52.3	#1 Biller: WHEB-F \$4,600,000
Average Persons Rating: 15.2	% Not Listed: 10.5	#1 Billing Portfolio
Market TSL In Hours 20.00	Pop per Station: 29,742	Clear Channel \$8,820,000

12+ Metro	Format	Spring 00 1/4 Share	Fall 99	Spg 99	Fall 98	Spg 98	12+ Metro Cume / Rtg	Fall 99	Spg 99	12+ TSA AQH / Cume	Revenue Level		
1	WOKQ-F	C	53 / 9.7	7.1	10.3	11.5	8.2	717 / 20.1	20.0	21.0	82 / 1035	F	WOKQ-F
2	WERZ-F	CHR	46 / 8.5	6.7	6.5	7.7	9.3	779 / 21.8	19.0	17.6	46 / 812	D	WERZ-F
3	WHEB-F	AOR	38 / 7.0	6.7	8.9	7.7	8.2	643 / 18.0	15.9	18.8	40 / 802	F	WHEB-F
4	WZID-F	AC	21 / 3.9	5.2	4.7	3.9	5.0	304 / 8.5	10.7	8.8	52 / 601		WZID-F
5	WXRV-F	AOR-P	20 / 3.7	2.4	3.9	2.7	2.3	345 / 9.7	7.7	9.0	21 / 361		WXRV-F
6	WBCN-F	AOR	19 / 3.5	3.0	3.5	4.3	3.8	389 / 10.9	11.6	10.6	22 / 470		WBCN-F
6	WODS-F	O	19 / 3.5	2.6	2.6	2.2	1.8	290 / 8.1	6.5	7.7	20 / 308		WODS-F
8	WBYY-F	SAC	18 / 3.3	4.1	2.5	1.5	1.8	250 / 7.0	8.0	6.1	19 / 281	B	WBYY-F
8	WBZ	N/T	18 / 3.3	4.3	3.9	5.1	3.0	384 / 10.8	13.3	12.7	23 / 448		WBZ
8	WHOM-F	SAC	18 / 3.3	4.1	2.5	3.6	3.0	314 / 8.8	10.0	7.8	34 / 602		WHOM-F
11	WRKO	T	17 / 3.1	3.2	3.2	3.8	3.4	283 / 7.9	8.0	8.2	19 / 330		WRKO
12	WSHK-F	CL AOR	16 / 2.9	2.8	3.7	4.8	3.4	276 / 7.7	8.6	8.7	20 / 288	C	WSHK-F
13	WGIR-F	AOR	14 / 2.6	4.3	3.5	1.7	2.5	312 / 8.7	10.5	10.3	31 / 597		WGIR-F
13	WKLB-F	C	14 / 2.6	2.0	2.3	1.2	2.5	166 / 4.7	4.3	5.0	16 / 230		WKLB-F
15	WAAF-F	AOR-NR	13 / 2.4	1.9	1.6	0.9	1.1	148 / 4.2	4.7	4.1	15 / 205		WAAF-F
16	WJMN-F	CHR	12 / 2.2	1.9	2.3	3.6	2.5	298 / 8.3	7.8	9.2	17 / 439		WJMN-F

12+ FM Share (Metro): 87.06% (424 of 487) (Spring 99: 85.51%)

Teens	18-34	18-49	25-49	25-54	35+	12+ AMD	12+ Mid	12+ PMD	12+ Eve	12+ Wknd
1 WERZ-F >	1 WHEB-F <	1 WERZ-F <	1 WERZ-F <	1 WERZ-F	1 WOKQ-F >>	1 WOKQ-F	1 WOKQ-F	1 WOKQ-F	1 WERZ-F	1 WOKQ-F
2 WJMN-F	2 WERZ-F >>	2 WHEB-F	2 WHEB-F	2 WOKQ-F	2 WBZ <	2 WHEB-F	2 WERZ-F	2 WERZ-F	2 WHEB-F	2 WERZ-F >
3 WHEB-F	3 WBCN-F	3 WOKQ-F	3 WOKQ-F	3 WOKQ-F	3 WODS-F	3 WERZ-F	3 WHEB-F >	3 WHEB-F	3 WGIR-F	3 WHEB-F
3 WXS-F >	4 WAAF-F	4 WXRV-F	4 WXRV-F	4 WXRV-F	3 WHOM-F <	4 WBCN-F	4 WHOM-F <	4 WRKO >	3 WOKQ-F	4 WODS-F <
5 WBCN-F >>	5 WGIR-F	5 WBCN-F	5 WZID-F	5 WBCN-F <	5 WZID-F <	5 WZID-F <	5 WODS-F <	5 WXRV-F	5 WJMN-F	5 WXRV-F
6 WOKQ-F	6 WSHK-F	6 WBCN-F	6 WBCN-F <	6 WZID-F	6 WERZ-F <	6 WBZ	6 WZID-F	5 WGIR-F <	5 WBZ >	6 WBYY-F
7 WXRV-F	7 WZID-F	7 WSHK-F	7 WSHK-F	6 WSHK-F <	7 WRKO <	7 WXRV-F	7 WXRV-F	7 WZID-F <	7 WXS-F	7 WZID-F
7 WJMN-F	7 WAAF-F	8 WGIR-F	8 WGIR-F	8 WHOM-F	8 WXRV-F <	7 WTSN <	7 WSHK-F	8 WHOM-F <	7 WBYY-F	7 WBZ
9 WBYY-F	7 WGIR-F	8 WAAF-F <	8 WODS-F <	9 WBYY-F <	9 WSHK-F	7 WBYY-F	9 WODS-F <	9 WZID-F	9 WZID-F	7 WBCN-F <
		10 WBYY-F	10 WAAF-F	10 WAAF-F	10 WBYY-F <	10 WBCN-F <	10 WKLB-F <	10 WKLB-F <	10 WHOM-F	10 WHOM-F
			10 WGIR-F	10 WGIR-F						

Wom 18-24	Wom 18-34	Wom 25-34	Wom 18-49	Wom 25-54	Men 18-24	Men 18-34	Men 25-34	Men 18-49	Men 25-54	12+ Ovrnite
1 WERZ-F >	1 WERZ-F >>	1 WERZ-F >>	1 WERZ-F >	1 WERZ-F	1 WHEB-F >>	1 WHEB-F >>	1 WHEB-F >>	1 WHEB-F >>	1 WHEB-F >	1 WERZ-F >
2 WJMN-F >	2 WHEB-F	2 WBYY-F	2 WOKQ-F	2 WOKQ-F >	2 WBCN-F	2 WAAF-F	2 WAAF-F	2 WBCN-F	2 WXRV-F <	2 WHEB-F
3 WUBB-F >>	3 WBYY-F	3 WHEB-F	3 WZID-F	3 WZID-F	2 WJMN-F	2 WBCN-F	3 WGIR-F	3 WXRV-F	3 WBCN-F	3 WOKQ-F
	3 WOKQ-F	3 WOKQ-F	4 WHEB-F	4 WBYY-F	2 WOKQ-F >>	4 WERZ-F	3 WBCN-F	3 WERZ-F	3 WERZ-F	4 WBZ
	5 WXRV-F	5 WXRV-F >	5 WXRV-F	4 WHEB-F	4 WGIR-F >>	4 WGIR-F >>	3 WERZ-F >>	3 WAAF-F	3 WOKQ-F	5 WKLB-F >>
	5 WJMN-F		5 WBYY-F	6 WXRV-F	6 WZLX-F	6 WEEI >	3 WOKQ-F <	6 WAAF-F	6 WAAF-F	
	7 WUBB-F		7 WODS-F	6 WHOM-F	6 WXRV-F	6 WXRV-F	7 WGIR-F	7 WGIR-F	7 WGIR-F	
	7 WZID-F		8 WOSX-F	6 WODS-F	6 WOKQ-F	6 WOKQ-F	7 WSHK-F >>	7 WSHK-F	7 WSHK-F	
	7 WHOB-F >		9 WHOM-F	9 WOSX-F >	6 WJMN-F	6 WJMN-F	9 WKLB-F	9 WRKO	9 WRKO	
			9 WJMN-F		6 WEEI >	6 WEEI >	10 WKLB-F	10 WKLB-F	10 WKLB-F	

Consolidation Report	12+	25-54	Revenue
Citadel WOKQ-FM, WSAK-FM, WSHK-FM	12.6 %	12.6 %	29.4 %
Clear Channel WERZ-FM, WGIR-AM, WGIP-AM, WHEB-FM, WMYF-AM, WQSO-FM, WUBB-FM	19.7 %	21.8 %	56.5 %
	32.4 %	34.4 %	85.9 %

PORTSMOUTH-DOVER-ROCHESTER

Consolidation Report	12+	25-54	Revenue	Format Performance	AM	FM	Total	%	Yr. Ago
Citadel WOKQ-FM, WSAK-FM, WSHK-FM	12.6 %	12.6 %	29.4 %	AC	0 (0)	40 (6)	40 (6)	8.2 %	7.4 %
Clear Channel WERZ-FM, WGIN-AM, WGIP-AM, WHEB-FM, WMYF-AM, WQSO-FM, WUBB-FM	19.7 %	21.8 %	56.5 %	AOR/Classic/NR	0 (0)	139 (12)	139 (12)	28.5 %	34.4 %
	32.4 %	34.4 %	85.9 %	Black/Urban	0 (0)	10 (1)	10 (1)	2.1 %	0.0 %
				CHR	0 (0)	78 (6)	78 (6)	16.0 %	13.9 %
				Classical	0 (0)	12 (2)	12 (2)	2.5 %	2.6 %
				Country	0 (0)	74 (3)	74 (3)	15.2 %	15.1 %
				Full Service	0 (0)	0 (0)	0 (0)	0.0 %	0.0 %
				Hispanic	0 (0)	0 (0)	0 (0)	0.0 %	0.0 %
				Jazz	0 (0)	0 (0)	0 (0)	0.0 %	1.2 %
				News/Talk	49 (6)	2 (1)	51 (7)	10.5 %	10.9 %
				Oldies	0 (0)	33 (4)	33 (4)	6.8 %	5.2 %
				Others/Unknown	0 (0)	0 (0)	0 (0)	0.0 %	0.0 %
				Religion/Gospel	0 (0)	0 (0)	0 (0)	0.0 %	0.0 %
				Soft AC	0 (0)	36 (2)	36 (2)	7.4 %	5.6 %
				Sports	8 (1)	0 (0)	8 (1)	1.6 %	2.2 %
				Standards/EZ	6 (1)	0 (0)	6 (1)	1.2 %	1.4 %
				Totals	63 (8)	424 (37)	487 (45)		

AM Stations

WTSN	1270	5 kw (DA-2)	Talk	ABC, Talknt, Westwd	\$20.00	--	WBYY-F	Dover
------	------	-------------	------	---------------------	---------	----	--------	-------

FM Stations

WBYY	98.7	6 kw @ 315	Soft AC	\$ NA	Mc-Guild	WTSN	Somersworth
WERZ	107.1	5.2 kw @ 351	CHR	\$40.00	Sentry	Clear Channel	Exeter
WHEB	100.3	50 kw @ 459	AOR	\$42.00	Sentry	Clear Channel	Portsmouth
WOKQ	97.5	50 kw @ 492	Country	\$66.00	Mc-Guild	Citadel	Dover
WSAK	102.1	3 kw @ 328	Simul. WSHK-F				Hampton
WSHK	105.3	2.2 kw @ 371	Classic AOR	\$12.00	Mc-Guild	Citadel	Kittery

Notes: Other ranked stations -- See Boston, Manchester or Portland, ME

PROVIDENCE

Arbitron Rank: 33	Pop (12+): 1,272,900	Stations: 42 / 25	Last Year's Revenue: \$48,100,000
MSA Rank: 66		Diaries: 2,060 / 618:1 / 52.6%	Household Income: \$45,203
MSA Pop: 908,000		Sample Target: 1,760	Total Retail Sales: \$13.5 Bil.
DMA: 49		% Below Line: 23.6	#1 Biller: WHJY-F \$7,400,000
Average Persons Rating: 16.0		% Not Listed: 10.8	#1 Billing Portfolio
Market TSL in Hours: 21.50		Pop per Station: 50,916	Clear Channel \$22,000,000

12+ Metro	Format	Spring 00 1/4 Share	Win 00	Fall 99	Sum 99	Spg 99	4-Book Avg.	12+ Metro Cume / Rtg.	Fall 99	Spg 99	12+ TSA AQH / Cume	Revenue Level	
1	WWLI-F	165 / 8.1	7.8	9.9	8.3	7.4	8.5	2242 / 17.6	17.6	17.0	169 / 2413	G	WWLI-F
2	WPRO-F	164 / 8.1	7.8	8.5	7.3	6.8	7.9	2822 / 22.2	22.6	22.5	166 / 3007	G	WPRO-F
3	WHJY-F	135 / 6.6	6.1	6.0	7.2	7.2	6.5	1965 / 15.4	14.9	16.5	156 / 2337	H	WHJY-F
4	WWBB-F	103 / 5.1	5.0	5.5	5.7	6.0	5.3	1860 / 14.6	16.7	15.8	113 / 2113	F	WWBB-F
5	WCTK-F	101 / 5.0	5.0	6.1	6.3	5.1	5.6	1355 / 10.6	12.6	11.4	123 / 1739	E	WCTK-F
6	WSNE-F	99 / 4.9	6.7	6.1	4.7	5.7	5.6	1968 / 15.5	15.8	15.6	104 / 2141	G	WSNE-F
7	WBRU-F	AOR-NR 92 / 4.5	4.0	4.0	5.1	4.5	4.4	1822 / 14.3	14.2	16.2	102 / 2118	D	WBRU-F
8	WPRO	T 86 / 4.2	4.4	3.8	4.8	4.2	4.3	1302 / 10.2	9.8	11.1	87 / 1337	E	WPRO
9	WPLM-F	SAC 81 / 4.0	4.2	2.3	2.0	1.9	3.1	1032 / 8.1	5.9	4.3	118 / 1581		WPLM-F
10	WWKX-FF	CHR/B 67 / 3.3	3.7	4.3	4.5	4.9	3.9	1592 / 12.5	13.5	15.4	72 / 1763	D	WWKX-FF
11	WWRX-F	CL AOR 52 / 2.6	2.1	2.0	2.6	2.9	2.3	1208 / 9.5	7.9	11.7	74 / 1604	E	WWRX-F
12	WAAF-F	AOR-NR 50 / 2.5	1.5	2.0	1.6	1.8	1.9	567 / 4.5	4.0	4.8	78 / 1042		WAAF-F
13	WHJJ	N/T 49 / 2.4	3.1	2.9	2.5	2.8	2.7	874 / 6.9	7.7	7.4	49 / 880	C	WHJJ
14	WCRB-F	CL 45 / 2.2	2.2	1.5	1.3	1.2	1.8	709 / 5.6	4.6	5.2	63 / 1082		WCRB-F
15	WFHN-F	CHR 41 / 2.0	1.9	2.3	1.9	1.9	2.0	778 / 6.1	6.9	6.1	43 / 887		WFHN-F
16	WBZ	N/T 38 / 1.9	1.7	1.7	1.4	1.6	1.7	650 / 5.1	5.3	6.1	75 / 1553		WBZ
17	WSKO	SPRTS 35 / 1.7	1.3	1.9	1.2	0.6	1.5	464 / 3.6	4.8	2.5	36 / 492	B	WSKO
18	WBMX-F	AC-NR 34 / 1.7	1.6	1.3	1.8	1.4	1.6	917 / 7.2	5.8	6.0	69 / 1661		WBMX-F
18	WJMN-F	CHR 34 / 1.7	2.3	2.3	2.3	2.3	2.1	1185 / 9.3	9.7	10.4	70 / 2091		WJMN-F

12+ FM Share (Metro): 81.95% (1485 of 1812) (Spring 99: 79.10%)

Teens	18-34	18-49	25-49	25-54	35+	12+ AMD	12+ Mid	12+ PMD	12+ Eve	12+ Wknd
1 WPRO-F	1 WPRO-F	1 WHJY-F	1 WHJY-F	1 WHJY-F	1 WWLI-F >	1 WPRO-F <	1 WWLI-F	1 WPRO-F	1 WWLI-F <	1 WPRO-F <
2 WWKX-FF	2 WHJY-F <	1 WPRO-F	2 WPRO-F	2 WPRO-F <	2 WWBB-F	2 WWLI-F	2 WPRO-F	2 WHJY-F <	2 WPRO	2 WWLI-F
3 WJMN-F <	3 WBRU-F <	3 WWLI-F	3 WWLI-F <	3 WWLI-F	3 WPRO <	3 WHJY-F <	3 WWLI-F	3 WWKX-FF	3 WWKX-FF	3 WCTK-F
4 WBRU-F >	4 WAAF-F <	4 WBRU-F	4 WSNE-F	4 WSNE-F	4 WPLM-F <	4 WPRO <	4 WSNE-F	4 WCTK-F <	4 WPRO-F	4 WHJY-F
5 WBOT-F	5 WWLI-F	4 WSNE-F >	5 WBRU-F <	5 WWBB-F	5 WCTK-F <	5 WWBB-F <	5 WCTK-F <	5 WWBB-F <	5 WBRU-F	4 WWBB-F <
	5 WWKX-FF	6 WWBB-F	6 WWBB-F <	6 WCTK-F	6 WHJY-F <	6 WSNE-F	6 WWBB-F <	6 WBRU-F	5 WHJY-F	6 WPLM-F <
	5 WSNE-F >	6 WCTK-F <	7 WCTK-F	7 WBRU-F	7 WPRO-F	7 WCTK-F <	7 WPRO	7 WSNE-F <	7 WSNE-F <	7 WBRU-F
	8 WCTK-F	8 WWRX-F <	8 WWRX-F >	8 WWRX-F >	8 WSNE-F	8 WBRU-F <	7 WBRU-F	8 WWKX-FF <	8 WBZ	8 WSNE-F
	8 WFHN-F	9 WAAF-F	9 WWKX-FF <	9 WSKO <	9 WHJJ <	9 WPLM-F	9 WPLM-F	9 WPLM-F	9 WCTK-F <	9 WWRX-F
		9 WWKX-FF >	10 WZLX-F <		10 WCRB-F	10 WWKX-FF	10 WHJJ <	10 WHJJ <		9 WWKX-FF

Wom 18-24	Wom 18-34	Wom 25-34	Wom 18-49	Wom 25-54	Men 18-24	Men 18-34	Men 25-34	Men 18-49	Men 25-54	12+ Ovrnite
1 WPRO-F >	1 WPRO-F >	1 WPRO-F >	1 WPRO-F	1 WWLI-F	1 WAAF-F	1 WHJY-F	1 WHJY-F >>	1 WHJY-F >>	1 WHJY-F >>	1 WWLI-F
2 WWLI-F <	2 WWLI-F <	2 WSNE-F >	2 WWLI-F	1 WPRO-F	2 WBRU-F >	2 WAAF-F <	2 WBRU-F	2 WBRU-F	2 WWBB-F	2 WBZ <
3 WWKX-FF <	3 WSNE-F	3 WWLI-F	3 WSNE-F >	3 WSNE-F >	3 WHJY-F >	3 WBRU-F >	3 WPRO-F	3 WPRO-F	3 WPRO-F	3 WSNE-F <
4 WBRU-F >	4 WBRU-F	4 WHJY-F	4 WBRU-F	4 WCTK-F	4 WWKX-FF	4 WPRO-F <	3 WAAF-F	4 WAAF-F	4 WBRU-F <	4 WPRO-F
5 WSNE-F	5 WWKX-FF <	4 WBRU-F <	4 WCTK-F <	5 WHJY-F	5 WPRO-F	5 WWKX-FF >	5 WWKX-FF >	5 WWBB-F	5 WWLI-F	5 WPRO <
6 WBMX-F	6 WHJY-F	6 WCTK-F >	6 WHJY-F	6 WWBB-F	5 WWRX-F	6 WSKO	6 WWBB-F	6 WWRX-F	6 WWRX-F <	6 WHJY-F
6 WAAF-F	7 WCTK-F	7 WFHN-F	7 WWKX-FF <	7 WBRU-F	7 WBMX-F	7 WFHN-F <	6 WCTK-F	7 WSKO	7 WCTK-F	6 WCTK-F
	8 WFHN-F	7 WBMX-F >	8 WFHN-F <	8 WWRX-F	7 WBOT-F	8 WWBB-F	6 WSNE-F	7 WWLI-F <	7 WSKO	8 WWKX-FF
	8 WBMX-F >		9 WBMX-F	8 WFHN-F	7 WSKO	8 WCTK-F	9 WWKX-FF	9 WWKX-FF	9 WSNE-F	9 WJMN-F <
	10 WJMN-F		10 WWBB-F	10 WBMX-F >		8 WWRX-F		10 WCTK-F	10 WAAF-F	10 WAAF-F <
			10 WWRX-F							

PROVIDENCE

Other Rated Stations				Metro Share	Cume Rating	TSA AQH Cume	
WADK	J	1540	Newport	0.6	0.9	13	121
WARV	REL	1590	Warwick	0.3	1.2	7	149
WBSM	T	1420	New Bedford	0.7	1.3	16	185
WCRI-F	CL	95.9	Block Island	0.5	0.8	12	107
WJFD-F	E	97.3	New Bedford	0.6	1.5	14	216
WLKW	T	550	Pawtucket	0.9	3.1	18	391
WOON	FS	1240	Woonsocket	0.4	1.1	9	140
WPMZ	SP-C	1110	East Providence	0.9	1.0	19	124
WSAR	T	1480	Fall River	0.8	2.0	16	251
WZRI-F	CL HITS	100.3	Middletown	1.3	4.3	27	611

Other Rated Stations--Outside Market				Metro Share	Cume Rating	TSA AQH Cume	
WBCN-F	AOR	104.1	Boston	1.0	3.9	72	1351
WBOS-F	AOR-P	92.9	Brookline, MA	0.4	2.2	22	622
WBOT-F	B	97.7	Brockton, MA	1.0	3.5	47	863
WCIB-F	CL AOR	101.9	Falmouth, MA	0.8	2.5	30	517
WEEI	SPRTS	850	Boston	1.1	2.8	54	791
WMJX-F	AC	106.7	Boston	0.6	2.2	44	820
WNLC-F	ST	98.7	East Lyme, CT	0.5	0.8	33	385
WODS-F	O	103.3	Boston	1.4	4.5	60	1202
WROR-F	CL HITS	105.7	Framingham, MA	0.7	2.2	27	636
WXKS-F	CHR/AC	107.9	Medford, MA	0.8	3.7	49	1358
WZLX-F	CL AOR	100.7	Boston	1.2	3.3	46	947

Consolidation Report	12+	25-54	Revenue
AAA Entertainment	4.2 %	2.4 %	6.1 %
WAKX-FM, WLKW-AM, WWKX-FM			
Citadel	26.1 %	35.1 %	34.4 %
WBSM-AM, WFHN-FM, WPRO-AM, WPRO-FM, WSKO-AM, WWLI-FM, WZRA-FM, WZRI-FM			
Clear Channel	19.0 %	24.3 %	39.1 %
WHJJ-AM, WHJY-FM, WSNE-FM, WWBB-FM			
	49.3 %	61.8 %	79.6 %

Format Performance	AM	FM	Total	%	Yr. Ago
AC	0 (0)	145 (3)	145 (3)	8.0 %	8.9 %
AOR/Classic/NR	0 (0)	401 (8)	401 (8)	22.1 %	23.1 %
Black/Urban	0 (0)	20 (1)	20 (1)	1.1 %	0.0 %
CHR	0 (0)	322 (6)	322 (6)	17.8 %	18.9 %
Classical	0 (0)	56 (2)	56 (2)	3.1 %	1.4 %
Country	0 (0)	101 (1)	101 (1)	5.6 %	6.2 %
Full Service	9 (1)	0 (0)	9 (1)	0.5 %	0.0 %
Hispanic	19 (4)	0 (0)	19 (4)	1.0 %	1.1 %
Jazz	13 (1)	0 (0)	13 (1)	0.7 %	0.6 %
News/Talk	222 (6)	0 (0)	222 (6)	12.3 %	11.6 %
Oldies	0 (0)	172 (5)	172 (5)	9.5 %	9.1 %
Others/Unknown	0 (0)	12 (1)	12 (1)	0.7 %	1.6 %
Religion/Gospel	7 (1)	0 (0)	7 (1)	0.4 %	0.4 %
Soft AC	0 (0)	246 (2)	246 (2)	13.6 %	10.3 %
Sports	57 (2)	0 (0)	57 (2)	3.1 %	2.3 %
Standards/EZ	0 (0)	10 (1)	10 (1)	0.6 %	4.7 %
Totals	327 (12)	1485 (30)	1812 (42)		

AM Stations

Station	Power	Frequency	Format	Parent	Company	City
WHJJ	920	5 kw (DA-N)	News/Talk	CBS, Talknt	\$50.00	Providence
WPRO	630	5 kw (DA-N)	Talk/Sports	ABC, SBUSA, 1/1	\$67.00	Providence
WSKO	790	5 kw (DA-N)	Sports	ESPN, 1-On-1	\$ NA	Providence

FM Stations

Station	Power	Frequency	Format	Parent	Company	City
WAKX	102.7	1.95 kw @ 226	Simul. WWKX-F			Naragansett Pier
WBRU	95.5	20 kw @ 440	New Rock	\$45.00	D&R	Providence
WCTK	98.1	47 kw @ 510	Country	\$50.00	D&R	New Bedford
WFHN	107.1	2.4 kw @ 348	CHR	\$ NA	Mc-Guild	Fairhaven, MA
WHJY	94.1	50 kw @ 440	AOR	AMFM \$114.00	D&R	Providence
WPRO	92.3	39 kw @ 551	CHR	\$80.00	Mc-Guild	Providence
WSNE	93.3	29.8 kw @ 619	AC	\$75.00	D&R	Taunton, MA
WWBB	101.5	13.5 kw @ 950	Oldies	\$79.00	Clr Chnl	Providence
WWKX	106.3	1.15 kw @ 518	Dance CHR	Westwd \$45.00	Allied	Woonsocket
WWLI	105.1	50 kw @ 500	Soft AC	\$85.00	Mc-Guild	Providence
WWRX	103.7	37 kw @ 568	Classic AOR	Source \$65.00	Clr Chnt	Westerly

Notes: Other ranked stations - See Boston . . . 6/00 WHRC (1450; W. Warwick) sold by Hibemia to ABC as part of a \$19,800,000 multi-market transaction . . . 7/00 WLKW (550) changed calls to WICE

PUEBLO

Arbitron Rank 241 Pop (12+) 114,800	Stations 23 / 9	Last Year's Revenue: NA
MSA Rank: NA	Diaries: 844 / 136:1 / 51.4%	Household Income: \$31.136
MSA Pop: NA	Sample Target: 860	Total Retail Sales: \$1.62 Bil.
DMA: 97 (Colorado Springs)	% Below Line: 53.0	#1 Biller: NA
Average Persons Rating: 15.8	% Not Listed: 18.8	#1 Billing Portfolio NA
Market TSL in Hours 21.50	Pop per Station: 12,756	

12+ Metro	Format	Spring 00 1/4 Share	Fall 99	Spg 99	Fall 98	Spg 98	12+ Metro Cume / Rtg	Fall 99	Spg 99	12+ TSA AQH / Cume	Revenue Level	
1	KCCY-F	C	19 / 10.5	11.9	17.8	15.0	14.7	240 / 20.9	25.9	28.6	65 / 1114	KCCY-F
2	KDZA-F	D	16 / 8.8	7.8	7.5	7.5	8.5	249 / 21.7	22.4	18.6	22 / 424	KOZA-F
3	KKMG-F	CHR	15 / 8.3	9.0	9.2	12.7	15.8	263 / 22.9	23.6	24.9	102 / 1630	KKMG-F
4	KILD-F	AOR	14 / 7.7	4.8	7.5	3.5	6.2	172 / 15.0	10.8	13.1	64 / 998	KILO-F
5	KNKN-F	SP-C	12 / 6.6	3.0	3.5	2.3	3.4	102 / 8.9	7.9	7.0	18 / 192	KNKN-F
6	KKLI-F	AC	9 / 5.0	3.6	2.9	3.5	3.4	129 / 11.2	9.1	7.1	62 / 726	KKLI-F
6	KKFM-F	AOR/CL	9 / 5.0	6.6	6.9	8.7	6.8	134 / 11.7	12.5	17.0	61 / 932	KKFM-F
8	KCSJ	T	8 / 4.4	5.4	4.6	4.6	4.5	121 / 10.6	14.8	9.3	13 / 172	KCSJ
9	KGHF	ST	7 / 3.9	6.0	5.2	5.2	5.6	115 / 10.0	13.2	11.4	9 / 164	KGHF
10	KSKX-F	J	6 / 3.3	3.0	2.9	1.2	1.7	71 / 6.2	4.7	7.1	26 / 420	KSKX-F
10	KOA	T/FS	6 / 3.3	2.4	2.3	2.3	2.3	115 / 10.0	9.8	8.1	33 / 673	KOA

12+ FM Share (Metro): 82.99% (122 of 147) (Spring 99: 81.63%)

Teens	18-34	18-49	25-49	25-54	35+	12+ AMD	12+ Mid	12+ PMD	12+ Eve	12+ Wknd
1 KILO-F	1 KKMG-F >	1 KKMG-F	1 KDZA-F	1 KOZA-F	1 KCCY-F <	1 KCCY-F	1 KCCY-F <	1 KCCY-F	1 KILO-F	1 KCCY-F
2 KKMG-F >>>	2 KILO-F	2 KILO-F	2 KKFM-F	2 KCCY-F	2 KOZA-F	2 KOZA-F	2 KOZA-F >	2 KOZA-F <	2 KKMG-F	2 KILO-F
	3 KKFM-F	3 KOZA-F	3 KCCY-F	3 KKMG-F	3 KNKN-F	3 KKMG-F	3 KKFM-F <	3 KKMG-F <	3 KCCY-F	2 KNKN-F
	4 KCCY-F	3 KCCY-F	3 KKMG-F	3 KKFM-F	4 KCSJ	4 KILO-F	4 KNKN-F	4 KILO-F	4 KKLI-F	2 KKMG-F <
	5 KVUU-F >	5 KNKN-F	3 KILO-F	3 KNKN-F	5 KGHF	4 KCSJ	4 KILO-F	5 KNKN-F	5 KOA	5 KOZA-F >
	6 KOZA-F >>	5 KKFM-F >	3 KNKN-F	6 KILO-F	6 KOA	4 KNKN-F <	4 KKMG-F	6 KKFM-F	6 KOZA-F	6 KGHF
		7 KKLI-F	7 KKLI-F	7 KKLI-F >	6 KKLI-F	7 KKFM-F	7 KKLI-F	6 KKLI-F	7 KNKN-F	7 KKFM-F
		8 KVUU-F	8 KVUU-F >	8 KVUU-F	8 KSKX-F	8 KGHF	7 KCSJ	8 KOA	8 KKFM-F	8 KKFM-F
					8 KILO-F	9 KKLI-F	7 KGHF >	9 KCSJ	8 KCSJ >	

Wom 18-24	Wom 18-34	Wom 25-34	Wom 18-49	Wom 25-54	Men 18-24	Men 18-34	Men 25-34	Men 18-49	Men 25-54	12+ Ovmitte
1 KKMG-F >>	1 KKMG-F >	1 KKMG-F >	1 KCCY-F	1 KOZA-F	1 KILO-F >>	1 KKMG-F	1 KKMG-F	1 KILO-F >	1 KOZA-F	1 KKMG-F >
2 KCCY-F	2 KCCY-F	2 KCCY-F	1 KKMG-F	1 KCCY-F >	2 KKMG-F	2 KKFM-F	1 KKFM-F >>	2 KNKN-F	1 KILO-F	2 KILO-F
2 KKLI-F	2 KILO-F >	2 KILO-F >>	3 KOZA-F >	3 KKMG-F		2 KILO-F >>>		2 KKMG-F	3 KNKN-F	3 KOZA-F
2 KILO-F	4 KKFM-F >>		4 KILO-F	3 KKLI-F				2 KKFM-F	3 KKFM-F	3 KCSJ >
			4 KNKN-F	5 KKFM-F				5 KOZA-F >>	5 KKMG-F	
			4 KKLI-F	5 KNKN-F					6 KCCY-F	
			4 KKFM-F >	7 KVUU-F					6 KOA >	
			8 KVUU-F >>	7 KILO-F						
				7 KSKX-F >>						

Other Rated Stations				Metro Share	Cume Rating	TSA AQH Cume	Other Rated Stations--Outside Market				Metro Share	Cume Rating	TSA AQH Cume
KFEL	REL	970	Pueblo	0.6	2.0	1 28	KBIQ-F	REL	102.7	Manitou Springs	1.1	2.8	22 395
KKPC	N	1230	Pueblo	0.6	1.2	1 13	KGFT-F	REL	100.7	Pueblo	1.1	2.5	11 216
KRMX	SP	690	Pueblo	0.6	2.7	2 45	KHOW	T	630	Denver	0.6	1.4	8 174
KSTY-F	C	104.5	Canon City	0.6	2.9	13 175	KKCS-F	C	101.9	Colorado Springs	1.7	3.5	45 839
KYZX-F	CL AOR	103.9	Pueblo West	2.2	5.9	36 591	KRDO-F	SAC	95.1	Colorado Springs	1.1	4.8	20 506
							KSPZ-F	O	92.9	Colorado Springs	1.7	7.3	30 675
							KVUU-F	AC/CHR	98.9	Colorado Springs	2.8	10.0	43 1068

PUEBLO

Consolidation Report	12+	25-54	Revenue	Format Performance	AM	FM	Total	%	Yr. Ago
McCoy	27.6 %	23.4 %	%	AC	0 (0)	14 (2)	14 (2)	9.5 %	6.8 %
KCCY-FM, KCSJ-AM, KOZA-FM, KGHF-AM				AOR/Classic/NR	0 (0)	27 (3)	27 (3)	18.4 %	18.4 %
	27.6 %	23.4 %	%	Black/Urban	0 (0)	0 (0)	0 (0)	0.0 %	0.0 %
				CHR	0 (0)	15 (1)	15 (1)	10.2 %	10.9 %
				Classical	0 (0)	0 (0)	0 (0)	0.0 %	0.0 %
				Country	0 (0)	23 (3)	23 (3)	15.6 %	22.4 %
				Full Service	6 (1)	0 (0)	6 (1)	4.1 %	2.7 %
				Hispanic	1 (1)	12 (1)	13 (2)	8.8 %	6.1 %
				Jazz	0 (0)	6 (1)	6 (1)	4.1 %	3.4 %
				News/Talk	10 (3)	0 (0)	10 (3)	6.8 %	7.5 %
				Oldies	0 (0)	19 (2)	19 (2)	12.9 %	11.5 %
				Others/Unknown	0 (0)	0 (0)	0 (0)	0.0 %	0.0 %
				Religion/Gospel	1 (1)	4 (2)	5 (3)	3.4 %	2.7 %
				Soft AC	0 (0)	2 (1)	2 (1)	1.4 %	1.4 %
				Sports	0 (0)	0 (0)	0 (0)	0.0 %	0.0 %
				Standards/EZ	7 (1)	0 (0)	7 (1)	4.8 %	6.1 %
				Totals	25 (7)	122 (16)	147 (23)		

AM Stations

Station	Power	Time	Format	Network	Host	Company	Market
KCSJ	590	1 kw (DA-2)	Talk	CBS, Westwd, ESPN	Christal	McCoy	Pueblo
KGHF	1350	5 kw/1 kw (DA-N)	Standards/Full Svc.	Westwd, ABC	Christal	McCoy	Pueblo

FM Stations

Station	Power	Time	Format	Network	Host	Company	Market
KCCY	96.9	72 kw @ 2280	Country		Christal	McCoy	Pueblo
KOZA	107.9	100 kw @ 240	Oldies	Westwd	Eastman	McCoy	Pueblo
KNKN	107.1	3 kw @ 312	Hispanic-Contemp.	\$ NA	--	Metropolitan	Pueblo

Notes: Other ranked stations -- See Colorado Springs or Denver . . . No revenue data are available . . . 5/00 KKPC (1230) sold by Pueblo Community College to Monte Spearman for \$270,000

FORMAT CODES

AC - Adult Contemporary	J - Jazz and New Adult Contemporary
AC-NR - Modern AC	KIDS - Children's
AOR - Album Oriented Rock	N - News
AOR-NR - New Rock	O - Oldies (50's & 60's)
AOR-P - Progressive AOR	REL - Religion, Christian
B - Black (audience 75%+ Black)	REL-CC - Contemporary Christian
B/AC - Black Adult Contemporary	SAC - Soft Adult Contemporary
B/G - Black Gospel	SP - Hispanic/Spanish
B/O - Black Oldies	SP-C - Hispanic Contemporary
BIZ - Business News & Talk	SP-NT - Hispanic News/Talk/Information
C - Country	SP-R - Hispanic-Regional
C/O - Classic Country	SP-TP - Hispanic-Tropical
CHR - Contemporary Hit Radio, Top 40	SP-VA - Hispanic Variety
CL - Classical	SP-TJ - Tejano
CL AOR - Classic AOR, Classic Rock	SPRTS - Sports
CL HITS - Classic Hits/70's Oldies	ST - Standards, Big Band, Nostalgia
E - Ethnic (usually Foreign Lang.)	T - Talk
EZ - Easy Listening, Beautiful Music	U - Urban (majority of audience is non-white)
FS - Full Service	VA - Variety
G - Gospel	? - Others or Unknown

REVENUE LEVEL CODES

A - Less than \$500,000	E - \$3,000,000 to \$3,999,999	I - \$10,000,000 to \$14,999,999
B - \$500,000 to \$999,999	F - \$4,000,000 to \$4,999,999	J - \$15,000,000 to \$19,999,999
C - \$1,000,000 to \$1,999,999	G - \$5,000,000 to \$6,999,999	K - \$20,000,000 to \$29,999,999
D - \$2,000,000 to \$2,999,999	H - \$7,000,000 to \$9,999,999	L - \$30,000,000+

PUERTO RICO

Arbitron Rank: 13	Pop (12+): 3,122,300	Stations: 54 / 54	Last Year's Revenue: NA
MSA Rank: NA		Diaries: 2,729/ 1144:1/ 58.0%	Household Income: \$8,895
MSA Pop: NA		Sample Target: 2,400	Total Retail Sales: \$11.7 Bil.
DMA: NA		% Below Line: 0.0	#1 Biller: NA
Average Persons Rating: 20.1		% Not Listed: 13.4	#1 Billing Portfolio: NA
Market TSL in Hours: 26.50		Pop per Station: 57,820	

12+ Metro	Format	Spring 00 1/4 Share	Win 00	Fall 99	Sum 99	Spg 99	4-Book Avg.	12+ Metro Cume / Rtg.	Fall 99	Spg 99	12+ TSA AQH / Cume	Network Code		
1	WPRM-F	TP	565 / 9.0	9.4	10.7	10.2	9.1	9.8	7159 / 22.9	25.8	22.8	565 / 7159	9	WPRM-F
2	WKAQ-F	CHR	372 / 5.9	4.5	5.6	5.4	5.4	5.4	6951 / 22.3	21.6	22.0	372 / 6951	5	WKAQ-F
3	WMEG-F	CHR	325 / 5.2	3.8	3.8	3.7	3.8	4.1	5088 / 16.3	13.9	14.2	325 / 5088	6	WMEG-F
4	WZNT-F	TP	286 / 4.6	4.0	4.1	4.0	4.2	4.2	3932 / 12.6	11.9	12.9	286 / 3932	12	WZNT-F
5	WFID-F	AC	279 / 4.4	4.7	3.7	4.1	5.1	4.2	3805 / 12.2	12.7	14.6	279 / 3805	4	WFID-F
6	WKAQ	N/T	264 / 4.2	4.8	5.1	5.1	5.6	4.8	3763 / 12.1	13.0	16.2	264 / 3763	4	WKAQ
7	WORO-F	EZ	208 / 3.3	2.1	2.3	2.5	2.1	2.6	3095 / 9.9	8.5	7.8	208 / 3095	6	WORO-F
8	WIAC-F	AC	193 / 3.1	3.2	3.3	3.9	3.9	3.4	3751 / 12.0	13.0	13.9	193 / 3751	10	WIAC-F
9	WCMA-F	CHR	185 / 2.9	3.3	3.7	3.4	2.3	3.3	3269 / 10.5	12.9	9.4	185 / 3269	6	WCMA-F
10	WAPA	N/T	184 / 2.9	2.5	2.1	1.4	1.8	2.2	1834 / 5.9	5.6	6.2	184 / 1834	7	WAPA
11	WIOA-F	SAC	149 / 2.4	1.8	2.6	2.0	3.1	2.2	3016 / 9.7	10.0	10.9	149 / 3016	3	WIOA-F
12	WZAR-F	TP	144 / 2.3	2.0	1.7	2.0	1.1	2.0	2211 / 7.1	5.2	3.9	144 / 2211	6	WZAR-F
13	WOYE-F	CHR	143 / 2.3	2.1	2.3	2.6	2.2	2.3	2597 / 8.3	10.4	7.8	143 / 2597	1	WOYE-F
14	WIVA-F	TP	139 / 2.2	2.1	1.9	2.0	1.4	2.1	1836 / 5.9	5.6	5.1	139 / 1836	9	WIVA-F
15	WCOM-F	CHR	134 / 2.1	1.7	2.4	2.5	2.5	2.2	3198 / 10.2	10.9	12.9	134 / 3198	1	WCOM-F
16	WXYX-F	CHR	127 / 2.0	2.7	3.1	3.0	2.7	2.7	2984 / 9.6	12.5	13.4	127 / 2984	8	WXYX-F
17	WUKQ-F	CHR	114 / 1.8	2.1	1.6	2.0	1.6	1.9	2021 / 6.5	6.1	6.1	114 / 2021	5	WUKQ-F
18	WNRT-F	REL	96 / 1.5	2.3	1.1	1.4	1.4	1.6	1469 / 4.7	3.4	4.5	96 / 1469	6	WNRT-F
19	WIOB-F	SAC	91 / 1.5	1.3	1.2	0.8	1.1	1.2	1209 / 3.9	4.2	4.1	91 / 1209	3	WIOB-F
20	WCTA-F	TP	84 / 1.3	1.2	1.2	0.9	0.7	1.2	1217 / 3.9	4.2	3.1	84 / 1217	12	WCTA-F
21	WAEL	O	75 / 1.2	0.4	0.3	0.4	0.6	0.6	753 / 2.4	1.0	1.6	75 / 753	6	WAEL
22	WVJP-F	SAC	74 / 1.2	2.1	1.6	2.0	1.6	1.7	1435 / 4.6	5.8	6.0	74 / 1435	6	WVJP-F
23	WUNO	N/T	72 / 1.1	1.2	1.4	0.9	1.2	1.2	1145 / 3.7	4.5	3.4	72 / 1145	6	WUNO
24	WRIO-F	TP	71 / 1.1	1.3	1.1	1.3	1.1	1.2	893 / 2.9	3.4	3.4	71 / 893	9	WRIO-F
25	WCAD-F	AOR-P	69 / 1.1	1.2	1.6	1.3	1.4	1.3	1689 / 5.4	5.7	5.7	69 / 1689	6	WCAD-F
26	WKSA-F	AC	61 / 1.0	0.8	1.5	1.4	1.6	1.2	731 / 2.3	2.9	3.4	61 / 731	10	WKSA-F

12+ FM Share (Metro): 74.89% (3048 of 4070) (Spring 99: 72.50%)

Teens	18-34	18-49	25-49	25-54	35+	12+ AMD	12+ Mid	12+ PMD	12+ Eve	12+ Wknd
1 WMEG-F	1 WPRM-F >	1 WPRM-F >	1 WPRM-F >>	1 WPRM-F >	1 WPRM-F	1 WPRM-F >>>	1 WKAQ-F	1 WPRM-F >	1 WMEG-F >	1 WKAQ-F <
2 WKAQ-F >	2 WKAQ-F	2 WKAQ-F <	2 WFID-F <	2 WZNT-F <	2 WKAQ	2 WKAQ	2 WPRM-F	2 WMEG-F	2 WFID-F <	2 WZNT-F <
3 WPRM-F	2 WMEG-F <	3 WFID-F <	3 WZNT-F	3 WFID-F	3 WZNT-F	3 WIAC-F <	3 WFID-F <	3 WKAQ-F	3 WKAQ	3 WPRM-F
4 WOYE-F	4 WFID-F >>	4 WMEG-F <	4 WKAQ-F	4 WKAQ-F	4 WORO-F <	4 WKAQ-F	4 WZNT-F	4 WKAQ-F	3 WKAQ-F	3 WMEG-F
5 WCOM-F	5 WIAC-F	5 WZNT-F	5 WIAC-F	5 WIAC-F	5 WAPA	5 WFID-F <	5 WMEG-F <	5 WFIO-F	5 WPRM-F	5 WORO-F >
6 WCMA-F	6 WOYE-F	6 WIAC-F	6 WMEG-F	6 WMEG-F	6 WKAQ-F	6 WIVA-F	6 WORO-F <	6 WZNT-F	6 WAPA	6 WFID-F
6 WXYX-F	6 WZAR-F <	7 WZAR-F	7 WCMA-F	7 WORO-F <	7 WIOA-F <	6 WMEG-F <	7 WKAQ	7 WXYX-F	7 WZNT-F <	7 WCMA-F
8 WUKQ-F	8 WZNT-F	7 WCMA-F	7 WZAR-F <	8 WCMA-F	8 WIAC-F	8 WZNT-F <	8 WAPA <	7 WCMA-F	8 WIAC-F	8 WKAQ <
9 WIVA-F	8 WCOM-F <	9 WIVA-F	9 WIOA-F <	8 WKAQ <	8 WFID-F	9 WAPA	9 WIOA-F <	9 WORO-F <	9 WFID-F >	9 WOYE-F <
10 WZAR-F	10 WCMA-F	9 WIOA-F <	10 WIVA-F	10 WZAR-F <	10 WCMA-F	10 WCOM-F <	10 WCMA-F <	10 WZAR-F	10 WZAR-F <	10 WIAC-F <
	10 WXYX-F							10 WIAC-F <		

Wom 18-24	Wom 18-34	Wom 25-34	Wom 18-49	Wom 25-54	Men 18-24	Men 18-34	Men 25-34	Men 18-49	Men 25-54	12+ Ovmite
1 WMEG-F	1 WFID-F	1 WFID-F	1 WPRM-F <	1 WPRM-F	1 WKAQ-F	1 WPRM-F >	1 WPRM-F >>>	1 WPRM-F >	1 WPRM-F >	1 WORO-F >
2 WKAQ-F	2 WKAQ-F <	2 WPRM-F >	2 WFID-F	2 WFID-F	2 WMEG-F <	2 WMEG-F <	2 WMEG-F	2 WZNT-F	2 WZNT-F >	2 WPRM-F <
3 WFID-F >	3 WPRM-F <	3 WKAQ-F	3 WKAQ-F	3 WKAQ-F	3 WPRM-F	3 WKAQ-F >	3 WFID-F	3 WKAQ-F <	3 WFID-F <	3 WFID-F <
4 WPRM-F >	4 WMEG-F >	4 WZAR-F <	4 WMEG-F	4 WIAC-F	4 WCTA-F	4 WZNT-F <	4 WZNT-F	4 WMEG-F	4 WKAQ-F <	4 WKAQ <
5 WCOM-F	5 WZAR-F <	5 WCMA-F	5 WIAC-F <	5 WCMA-F <	5 WOYE-F <	5 WFID-F	4 WIAC-F <	5 WFID-F	5 WMEG-F	5 WZNT-F <
5 WXYX-F <	6 WIAC-F <	5 WIAC-F <	6 WZAR-F <	6 WIOA-F <	6 WCOM-F	5 WCTA-F	6 WKAQ-F <	6 WCTA-F <	6 WIAC-F	6 WMEG-F >
7 WZAR-F	7 WCMA-F	7 WMEG-F	7 WCMA-F	7 WZNT-F	7 WZNT-F	7 WOYE-F	7 WCAQ-F	7 WIVA-F <	6 WIVA-F <	
7 WIAC-F <	8 WXYX-F	8 WIOA-F	8 WIOA-F	7 WZAR-F	8 WFID-F	8 WCOM-F <	8 WIVA-F	8 WIAC-F <	8 WORO-F	
9 WOYE-F	9 WCOM-F <	9 WXYX-F <	9 WZNT-F	9 WORO-F	8 WXYX-F	9 WIVA-F <	9 WCTA-F <	9 WOYE-F	8 WKAQ	
	10 WIOA-F <		10 WIOB-F <	9 WMEG-F <		10 WIAC-F <		10 WCOM-F	10 WCTA-F	

PUERTO RICO

Other Rated Stations				Metro Share	Cume Rating	TSA AQH	Cume	Island Network Report		12+	25-54
WABA	SAC	850	Aguadilla	0.4	1.4	23	435	Cosmos - 1	4.4 %	3.4 %	
WAEI-F	AC	96.1	Maricao	0.6	2.9	39	920	WCOM-FM, WOYE-FM			
WBRQ-F	AC	97.7	Cidra	0.4	2.1	26	666	Dimension - 2	1.2 %	1.6 %	
WCMN	N/T	1280	Arecibo	0.6	1.7	40	540	WAHQ-FM, WDIN-FM, WVJP-FM			
WCMN-F	CHR	107.3	Arecibo	0.9	3.8	58	1175	Estereotempo - 3	4.8 %	5.5 %	
WEGM-F	CHR	92.1	Hormigueros	0.8	2.5	51	792	WIOA-FM, WIOB-FM, WIOC-FM			
WERR-F	SP	104.1	Utuado	0.7	3.7	42	1140	Fidelity - 4	7.4 %	9.8 %	
WHYO	VA	1210	Salinas	0.4	1.0	26	300	WFDT-FM, WFID-FM, WZAR-FM			
WIAC	N/T	740	San Juan	0.8	3.0	50	924	KQ-105 - 5	7.7 %	6.9 %	
WIOC-F	SAC	105.1	Ponce	0.9	2.4	55	743	WKAQ-FM, WUKQ-FM			
WISO	N/T	1260	Ponce	0.4	0.7	27	223	Mega Estacion - 6	6.0 %	4.1 %	
WKFE	TP	1550	Yauco	0.4	0.7	27	219	WEGM-FM, WMEG-FM			
WKJB	N/T	710	Mayaguez	0.4	1.7	24	527	Notiradio/Cadena WAPA - 7	3.3 %	1.7 %	
WKVM	REL	810	San Juan	0.6	1.8	40	560	WAPA-AM, WISO-AM			
WLEO	N/T	1490	Ponce	0.3	1.3	21	396	Nueva X - 8	2.0 %	1.7 %	
WLUZ	ST	1600	Bayamon	0.8	1.5	53	482	WCFI-FM, WXYX-FM			
WNEL	ST	1430	Caguas	0.3	1.6	21	486	Salsoul - 9	12.3 %	16.1 %	
WNIK-F	SAC	106.5	Arecibo	0.3	1.3	18	396	WIVA-FM, WPRM-FM, WRIO-FM			
WPAB	N/T	550	Ponce	0.8	2.8	52	860	Sistema 102 - 10	4.5 %	6.1 %	
WQBS	SPRTS	870	San Juan	0.3	1.4	16	447	WIAC-FM, WKSA-FM, WMIO-FM, WYAC-FM			
WRRH-F	REL-CC	106.1	Hormigueros	0.5	1.2	30	379	Super Kadena - 11	2.3 %	2.2 %	
WSAN-F	EZ	98.9	Vieques	0.3	1.0	17	314	WCHQ-AM, WENA-AM, WGD-L-AM, WMDD-AM, WMIA-AM, WNRT-FM, WORA-AM, WPRP-AM, WSKN-AM			
WSKN	N/T	630	San Juan	0.5	2.0	34	622	Zeta - 12	6.7 %	8.7 %	
WTPM-F	EZ	92.9	Aguadilla	0.3	0.8	20	244	WCTA-FM, WZMT-FM, WZNT-FM			
WVOZ-F	AC	107.7	Carolina	0.4	2.4	25	734				
WXZX-F	REL-CC	106.5	Culebra	0.3	0.7	16	222				
WZMT-F	TP	93.3	Ponce	0.8	1.9	49	606				
WZOL-F	REL	92.1	Luquillo	0.5	0.7	31	218				
									62.6 %	67.8 %	

AM Stations

WAEI	600	1 kw (DA-1)	Oldies	--	Lopez	Mayaguez
WAPA	680	10 kw	News/Talk	--	Blanco Pi	San Juan
WKAQ	580	10 kw (DA-1)	News/Talk	Reloj	--	San Juan
WUNO	1320	5 kw/2.3 kw	News/Talk	Noti-Uno	Caballero Arso	San Juan

FM Stations

WCAD	105.7	50 kw @ 1099	Progressive AOR	--	--	San Juan
WCMA	96.5	11.5 kw @ 2795	Tropical	--	SBS	Fajardo
WCOM	94.7	32 kw @ 1778	CHR	Cosmos	Katz Hisp. SBS	Bayamon
WCTA	95.1	25 kw @ 1969	Simul. WZNT-F	Zeta	-- SBS	San German
WFID	95.7	50 kw @ 942	AC	Fidelity	Caballero Arso	Rio Piedras
WIAC	102.5	50 kw @ 1138	AC	Sistema 102	Lotus Bestov	San Juan
WIOA	99.9	50 kw @ 978	Soft AC	Estereotempo	Katz Hisp. SBS	San Juan
WIOB	97.5	50 kw @ 991	Simul. WIOA-F	Estereotempo	-- SBS	Mayaguez
WIVA	100.3	22 kw @ 2014	Simul. WPRM-F	Salsoul	Caballero Arso	Aguadilla
WKAQ	104.7	50 kw @ 1220	CHR	KQ-105	-- El Mundo	San Juan
WKSA	101.5	42 kw @ -26	Simul. WIAC-F	Sistema 102	-- Bestov	Isabela
WMEG	106.9	21.5 kw @ 1949	CHR	Mega	-- SBS	Guayama
WNRT	96.9	50 kw @ 951	Religion	Kadena	--	Manatí
WORO	92.5	50 kw @ 1198	Easy Listening	--	WKVM	Corozal
WOYE	94.1	25 kw @ 1959	Simul. WCOM-F	Cosmos	-- SBS	Mayaguez
WPRM	98.5	25 kw @ 1909	Tropical	Salsoul	Caballero Arso	San Juan
WRIO	101.1	50 kw @ -46	Simul. WPRM-F	Salsoul	Caballero Arso	Ponce
WUKQ	99.1	50 kw @ 1972	Simul. WKAQ-F	KQ-105	-- El Mundo	Mayaguez
WVJP	103.3	28 kw @ 1906	Soft AC	--	--	Caguas
WXYX	100.7	50 kw @ 781	CHR	Nueva X	-- RAAD	Bayamon
WZAR	101.9	14 kw @ 2589	Tropical	Noti-Uno	-- Uno	Ponce
WZNT	93.7	50 kw @ 259	Tropical	Zeta	-- SBS	San Juan

Notes: All listed stations program in Spanish . . . The Metro and Total survey areas are the same . . . No revenue data are available

RALEIGH-DURHAM

Arbitron Rank: 48 Pop (12+): 941,800
 MSA Rank: 54
 MSA Pop: 1,130,000
 DMA: 30
 Average Persons Rating: 14.3
 Market TSL in Hours: 19.00

Stations: 28 / 24
 Diaries: 2,135 / 441:1 / 55.2%
 Sample Target: 2,060
 % Below Line: 4.2
 % Not Listed: 19.9
 Pop per Station: 39,242

Last Year's Revenue: \$74,700,000
 Household Income: \$50,814
 Total Retail Sales: \$13.9 Bil.
 #1 Biller: WDCG-F \$11,900,000
 #1 Billing Portfolio
 Clear Channel \$31,470,000

12+ Metro	Format	Spring 00 1/4 Share	Wln 00	Fall 99	Sum 99	Spq 99	4-Book Avg.	12+ Metro Cume / Rtg.	Fall 99	Spq 99	12+ TSA AQH / Cume	Revenue Level		
1	WQOK-F	B	110 / 8.2	7.5	7.4	7.7	7.5	7.7	1541 / 16.4	15.3	16.4	179 / 2614	H	WQOK-F
2	WDCG-F	CHR	105 / 7.8	7.4	7.7	8.4	6.4	7.8	2183 / 23.2	22.9	22.3	160 / 3153	I	WDCG-F
3	WRAL-F	AC/CHR	91 / 6.8	5.6	5.6	5.7	5.3	5.9	1857 / 19.7	19.7	20.0	145 / 3160	H	WRAL-F
4	WPTF	FS/T	90 / 6.7	6.4	5.7	6.8	5.6	6.4	1357 / 14.4	13.1	12.0	116 / 1725	G	WPTF
5	WNNL-F	B/G	88 / 6.5	6.4	6.8	6.0	7.8	6.4	831 / 8.8	10.9	11.9	131 / 1497	C	WNNL-F
6	WQDR-F	C	80 / 5.9	6.8	7.1	6.0	5.5	6.5	1275 / 13.5	15.4	14.8	146 / 2451	H	WQDR-F
7	WRSN-F	AC	73 / 6.4	5.5	4.5	4.6	5.0	5.0	1343 / 14.3	14.2	12.8	115 / 2053	F	WRSN-F
8	WTRG-F	O	71 / 5.3	5.9	4.4	5.7	5.5	5.3	1284 / 13.6	12.9	15.2	156 / 2464	H	WTRG-F
9	WRDU-F	AOR	70 / 5.2	4.3	5.6	5.2	5.9	5.1	1334 / 14.2	14.1	15.8	149 / 2190	G	WRDU-F
10	WFXC-FF	BJAC	62 / 4.6	6.3	4.2	5.0	4.8	5.0	883 / 9.4	8.8	9.1	109 / 1550	E	WFXC-FF
11	WBBB-F	AOR	58 / 4.3	3.6	3.9	4.1	4.7	4.0	1221 / 13.0	11.7	13.3	107 / 2008	E	WBBB-F
12	WKIX-FF	C	40 / 3.0	2.1	3.1	2.9	2.8	2.8	906 / 9.6	9.6	10.9	115 / 2188	D	WKIX-FF
13	WJMH-F	B	32 / 2.4	2.4	2.5	1.9	2.2	2.3	571 / 6.1	7.0	6.3	63 / 1081		WJMH-F
14	WWND-F	J	27 / 2.0	1.8	2.3	2.4	2.5	2.1	496 / 5.3	6.5	6.5	29 / 554	C	WWND-F
15	WRBZ	T/SPRTS	14 / 1.0	1.2	1.6	0.8	1.8	1.2	365 / 3.9	4.9	4.5	16 / 423	B	WRBZ

12+ FM Share (Metro): 87.11% (939 of 1078) (Spring 99: 85.60%)

Teens	18-34	18-49	25-49	25-54	35+	12+ AMD	12+ Mid	12+ PMD	12+ Eve	12+ Wknd
1 WQOK-F >>	1 WQOK-F <	1 WDCG-F <	1 WRAL-F <	1 WRAL-F <	1 WPTF	1 WDCG-F	1 WPTF	1 WQOK-F	1 WQOK-F >	1 WQOK-F <
2 WDCG-F >>	2 WDCG-F >	2 WQOK-F	2 WDCG-F <	2 WDCG-F <	2 WNNL-F <	2 WRAL-F	2 WDCG-F <	2 WDCG-F <	2 WNNL-F <	2 WNNL-F
3 WJMH-F	3 WBBB-F	3 WRAL-F	3 WRSN-F <	3 WRSN-F <	3 WTRG-F <	3 WQOK-F <	3 WRAL-F <	3 WRAL-F	3 WRSN-F <	3 WQDR-F <
3 WBBB-F >	4 WRAL-F	4 WRDU-F <	4 WRDU-F <	4 WRDU-F	4 WQDR-F <	4 WRDU-F <	4 WQOK-F <	4 WQDR-F <	4 WDCG-F <	4 WDCG-F
5 WNNL-F	5 WRDU-F	5 WRSN-F	5 WQOK-F <	5 WNNL-F	5 WRAL-F	5 WPTF	5 WQDR-F <	5 WTRG-F	5 WPTF <	5 WFXC-FF
5 WRAL-F	6 WRSN-F <	6 WNNL-F <	6 WNNL-F <	5 WQOK-F <	6 WRSN-F	6 WQDR-F <	6 WTRG-F <	5 WRDU-F <	6 WRAL-F <	5 WTRG-F <
	7 WNNL-F <	7 WBBB-F <	7 WFXC-FF	7 WFXC-FF <	6 WFXC-FF	7 WNNL-F	7 WNNL-F <	7 WNNL-F <	7 WFXC-FF	7 WRAL-F <
	8 WJMH-F	8 WFXC-FF <	8 WQDR-F	8 WQDR-F <	8 WRDU-F	8 WTRG-F	8 WRSN-F	8 WRSN-F <	8 WBBB-F <	8 WPTF <
	9 WQDR-F	9 WQDR-F	9 WBBB-F <	9 WTRG-F	9 WDCG-F	8 WRSN-F <	9 WBBB-F	9 WBBB-F <	9 WJMH-F	9 WRSN-F
		10 WTRG-F	10 WTRG-F	10 WPTF	10 WQOK-F	10 WFXC-FF	9 WRDU-F	10 WPTF	10 WRDU-F	10 WRDU-F <

Wom 18-24	Wom 18-34	Wom 25-34	Wom 18-49	Wom 25-54	Men 18-24	Men 18-34	Men 25-34	Men 18-49	Men 25-54	12+ Ovrnite
1 WDCG-F	1 WDCG-F	1 WDCG-F <	1 WDCG-F	1 WRSN-F <	1 WQOK-F >	1 WQOK-F	1 WBBB-F <	1 WRDU-F	1 WRDU-F >	1 WQOK-F <
2 WQOK-F >>	2 WQOK-F >	2 WQOK-F	2 WNNL-F	2 WNNL-F	2 WBBB-F <	2 WBBB-F	2 WRDU-F <	2 WQOK-F	2 WRAL-F <	2 WPTF
3 WJMH-F	3 WRAL-F <	3 WRAL-F	2 WRSN-F <	3 WRAL-F <	3 WDCG-F <	3 WDCG-F	3 WQOK-F	3 WDCG-F	3 WFXC-FF <	3 WNNL-F <
4 WBBB-F	4 WNNL-F	3 WRSN-F <	4 WRAL-F	4 WDCG-F	4 WJMH-F	4 WRDU-F >	4 WDCG-F >	3 WBBB-F	4 WPTF <	4 WDCG-F <
4 WRAL-F	5 WRSN-F >	5 WNNL-F >	4 WQOK-F >	5 WQOK-F	5 WRDU-F >	5 WRAL-F	5 WRAL-F	5 WRAL-F	5 WDCG-F <	5 WRAL-F <
6 WNNL-F >	6 WQDR-F	6 WQDR-F	6 WQDR-F <	6 WQDR-F <		5 WJMH-F	6 WPTF	6 WFXC-FF	6 WBBB-F <	6 WQDR-F <
	6 WBBB-F	7 WFXC-FF	7 WFXC-FF	7 WFXC-FF <		7 WKIX-FF	6 WFXC-FF	7 WQDR-F	7 WQDR-F	7 WQDR-F <
	8 WJMH-F	7 WBBB-F	8 WTRG-F	8 WTRG-F		7 WQDR-F	6 WQDR-F	8 WPTF	8 WTRG-F	7 WFXC-FF >
			8 WRDU-F <	9 WRDU-F >			6 WRSN-F >	9 WTRG-F	8 WQOK-F	
								10 WRSN-F	10 WRSN-F >	

Other Rated Stations				Metro Share	Cume Rating	TSA AQH	Cume	Other Rated Stations--Outside Market				Metro Share	Cume Rating	TSA AQH	Cume
WDNC	N/T	620	Durham	0.7	3.3	10	349	WHSL-F	C	100.3	High Point	0.6	1.0	31	429
WDTF	REL	570	Raleigh	0.2	0.9	3	95	WOMG-F	BJAC	97.1	Greensboro	0.4	2.2	25	555
WETC	SP-R	540	Wendell-Zebulon	0.7	0.9	19	153	WQSM-F	AC	98.1	Fayetteville	0.7	2.8	48	1160
WHLO-AF	C	1025	Louisville	0.7	1.2	10	148								
WMPM	C	1270	Smithfield	0.5	0.6	7	81								
WRTP-AA	REL-CC	1530	Chapel Hill	0.4	1.1	5	103								

RALEIGH-DURHAM

Consolidation Report	12+	25-54	Revenue	Format Performance	AM	FM	Total	%	Yr. Ago
Clear Channel WDCG-FM, WDUR-AM, WRDU-FM, WRSN-FM, WTRG-FM	23.7 %	28.0 %	42.1 %	AC	0 (0)	174 (3)	174 (3)	16.1 %	13.4 %
Curtis WBBB-FM, WCHL-AM, WCLY-AM, WDTF-AM, WKIX-FM, WKXU-FM, WPTF-AM, WQDR-FM, WWND-FM	22.1 %	19.9 %	26.2 %	AOR/Classic/NR	0 (0)	128 (2)	128 (2)	11.9 %	14.3 %
Radio One, pend. WFXC-FM, WFXK-FM, WNNL-FM, WQOK-FM	19.3 %	19.1 %	16.6 %	Black/Urban	0 (0)	210 (5)	210 (5)	19.5 %	19.4 %
				CHR	0 (0)	105 (1)	105 (1)	9.7 %	7.8 %
				Classical	0 (0)	0 (0)	0 (0)	0.0 %	0.0 %
				Country	8 (2)	136 (5)	144 (7)	13.4 %	12.2 %
				Full Service	90 (1)	0 (0)	90 (1)	8.3 %	6.9 %
				Hispanic	10 (1)	0 (0)	10 (1)	0.9 %	0.6 %
				Jazz	0 (0)	27 (1)	27 (1)	2.5 %	3.1 %
				News/Talk	23 (2)	0 (0)	23 (2)	2.1 %	2.8 %
				Oldies	0 (0)	71 (1)	71 (1)	6.6 %	7.2 %
				Others/Unknown	0 (0)	0 (0)	0 (0)	0.0 %	0.0 %
				Religion/Gospel	8 (3)	88 (1)	96 (4)	8.9 %	12.2 %
				Soft AC	0 (0)	0 (0)	0 (0)	0.0 %	0.0 %
				Sports	0 (0)	0 (0)	0 (0)	0.0 %	0.0 %
				Standards/EZ	0 (0)	0 (0)	0 (0)	0.0 %	0.0 %
				Totals	139 (9)	939 (19)	1078 (28)		

AM Stations

WPTF	680	50 kw (DA-N)	Full Service/Talk	CBS	\$76.00	Mc-Guild	Curtis	Raleigh
WRBZ	850	10 kw/5 kw (DA-N)	Talk/Sports	Westwd, ESPN	\$ NA	Reg'l. Reps		Raleigh

FM Stations

WBBB	96.1	100 kw @ 985	AOR	\$ NA	Mc-Guild	Curtis	Raleigh
WDCG	105.1	100 kw @ 1040	CHR	AMFM \$125.00	Christal	Clear Channel	Durham
WFXC	107.1	2.6 kw @ 500	Black AC	ABC \$64.00	Clr Chnl	Radio One, pend.	Durham
WFXK	104.3	100 kw @ 981	Simul. WFXC-F				Tarboro
WKIX	96.9	100 kw @ 984	Country	\$26.00	Mc-Guild	Curtis	Goldsboro
WKXU	101.1	100 kw @ 1190	Simul. WKIX-F				Burlington
WNNL	103.9	7.9 kw @ 577	Black Gospel	ABC \$ NA	Clr Chnl	Radio One, pend.	Fuquay-Varina
WQDR	94.7	100 kw @ 1680	Country	Westwd \$83.00	Mc-Guild	Curtis	Raleigh
WQOK	97.5	100 kw @ 981	Black	ABC \$75.00	Clr Chnl	Radio One, pend.	S. Boston, VA
WRAL	101.5	100 kw @ 1821	AC/CHR	\$150.00	Katz	Capitol	Raleigh
WRDU	106.1	100 kw @ 1350	AOR	AMFM \$101.00	Allied	Clear Channel	Wilson
WRSN	93.9	100 kw @ 1270	AC	\$55.00	Christal	Clear Channel	Burlington
WTRG	100.7	100 kw @ 1968	Oldies	ABC, AMFM \$100.00	Eastman	Clear Channel	Rocky Mount
WWND	102.9	1.7 kw @ 620	Jazz	\$ NA	Mc-Guild	Curtis	Raleigh

Notes: Other ranked stations -- See Greensboro-Winston Salem . . . 4/00 WDNC sold by The Durham Herald to Curtis for \$1,200,000 . . . 6/00 WETC (540; Wendell-Zebulon) sold for \$550,000 . . . 9/00 WDUR (1490; Durham) changed from simulcasting WNNL-F to simulcasting Oldies WTRG-F

RENO

Arbitron Rank 128 Pop (12+)	312,100	Stations	23 / 22	Last Year's Revenue:	\$19,600,000
MSA Rank:	157	Diaries:	1,000 / 312:1 / 49.9%	Household Income:	\$51,233
MSA Pop:	318,000	Sample Target:	970	Total Retail Sales:	\$5.1 Bil.
DMA:	117	% Below Line:	0.4	#1 Biller:	KBUL-F \$3,300,000
Average Persons Rating:	15.3	% Not Listed:	8.4	#1 Billing Portfolio	
Market TSL in Hours	20.75	Pop per Station:	14,186	Citadel	\$7,950,000

12+ Metro	Format	Spring 00 1/4 Share	Fall 99	Spq 99	Fall 98	Spq 98	12+ Metro Cume / Rtg	Fall 99	Spq 99	12+ TSA AQH / Cume	Revenue Level		
1	KKOH	N/T	47 / 9.9	91	83	92	7.9	556 / 17.8	15.1	14.1	70 / 899	D	KKOH
2	KRNO-F	AC	37 / 7.8	62	75	60	6.7	490 / 15.7	13.4	18.1	46 / 677	C	KRNO-F
3	KBUL-F	C	35 / 7.3	113	7.9	10.4	11.2	505 / 16.2	20.1	19.1	52 / 860	E	KBUL-F
4	KDOT-F	AOR	34 / 7.1	74	7.5	8.4	5.8	451 / 14.5	16.3	14.2	75 / 859	C	KDOT-F
5	KWNZ-F	CHR	30 / 6.3	58	6.0	8.6	6.7	596 / 19.1	17.3	17.9	48 / 872	B	KWNZ-F
6	KOZZ-F	CL AOR	29 / 6.1	3.7	6.2	7.6	5.8	459 / 14.7	14.8	12.3	52 / 806	C	KOZZ-F
7	KODS-F	O	23 / 4.8	4.3	4.8	4.0	6.5	349 / 11.2	11.7	13.8	31 / 532	C	KODS-F
7	KSRN-F	J	23 / 4.8	3.3	4.1	2.4	2.9	357 / 11.4	6.5	8.1	23 / 376	A	KSRN-F
7	KRZQ-F	AOR-NR	23 / 4.8	5.6	7.2	4.2	6.0	442 / 14.2	17.3	16.0	25 / 499	C	KRZQ-F
10	KLCA-F	AC-NR	22 / 4.6	4.7	7.0	5.6	4.6	454 / 14.5	17.9	20.1	28 / 690	B	KLCA-F
10	KNEV-F	AC/CHR	22 / 4.6	3.5	5.6	4.4	5.8	392 / 12.6	14.0	17.6	32 / 663	C	KNEV-F
12	KTHX-F	AOR-P	18 / 3.8	4.5	2.9	3.8	3.1	228 / 7.3	7.2	5.6	41 / 414	B	KTHX-F
12	KCBN	ST	18 / 3.8	1.2	1.7	3.0	3.3	169 / 5.4	3.6	4.9	18 / 178	A	KCBN
14	KHWG-F	ST	15 / 3.1	2.1	0.6	1.6	0.8	95 / 3.0	4.3	2.5	21 / 140		KHWG-F
15	KNHK-F	CL HITS	12 / 2.5	4.7	4.6	3.0	4.8	240 / 7.7	8.6	11.6	22 / 450	B	KNHK-F
16	KRNV-F	SP-R	11 / 2.3	3.3	2.9	2.8	1.9	139 / 4.5	7.2	9.5	18 / 222	A	KRNV-F
16	KHXR-F	C	11 / 2.3	1.6				181 / 5.8	4.3		11 / 187		KHXR-F

12+ FM Share (Metro): 80.78% (353 of 437) (Spring 99: 83.91%)

Teens	18-34	18-49	25-49	25-54	35+	12+ AMD	12+ Mid	12+ PMD	12+ Eve	12+ Wknd
1 KWNZ-F >>>	1 KDOT-F >	1 KDOT-F	1 KRNO-F <	1 KRNO-F	1 KKOH >	1 KKOH	1 KKOH	1 KWNZ-F <	1 KKOH <	1 KBUL-F
2 KDOT-F	2 KLCA-F <	2 KRNO-F <	2 KDOT-F	2 KOZZ-F	2 KRNO-F	2 KRZQ-F	2 KRNO-F <	2 KRNO-F <	2 KRNO-F	2 KDOT-F <
2 KRZQ-F >	3 KWNZ-F <	3 KOZZ-F <	3 KOZZ-F <	2 KDOT-F <	3 KODS-F	3 KDOT-F <	3 KOZZ-F <	3 KDOT-F	3 KWNZ-F	3 KKOH <
	4 KRZQ-F	4 KBUL-F	4 KKOH <	4 KKOH	4 KBUL-F <	4 KRNO-F <	4 KBUL-F <	3 KKOH <	4 KBUL-F	4 KWNZ-F
	4 KBUL-F	5 KLCA-F <	5 KBUL-F <	4 KBUL-F	5 KSRN-F <	5 KBUL-F	5 KDOT-F	5 KOZZ-F <	5 KDOT-F <	4 KRNO-F <
	6 KOZZ-F	6 KRZQ-F <	6 KNEV-F <	6 KNEV-F <	6 KOZZ-F	6 KWNZ-F	6 KLCA-F <	6 KBUL-F	6 KRZQ-F	6 KSRN-F
	6 KRNO-F	7 KWNZ-F	7 KRZQ-F <	7 KTHX-F <	7 KCBN	7 KOZZ-F <	7 KNEV-F	7 KNEV-F	7 KLCA-F	7 KODS-F
	6 KNEV-F	7 KKOH	8 KLCA-F <	8 KODS-F	8 KHWG-F	8 KODS-F	7 KODS-F	7 KODS-F	8 KSRN-F	7 KCBN <
		7 KNEV-F >	9 KWNZ-F	8 KRZQ-F	8 KTHX-F	9 KNEV-F	9 KTHX-F	7 KSRN-F <		
			9 KTHX-F <	8 KSRN-F <	10 KNEV-F	9 KSRN-F	9 KWNZ-F <	10 KLCA-F		

Wom 18-24	Wom 18-34	Wom 25-34	Wom 18-49	Wom 25-54	Men 18-24	Men 18-34	Men 25-34	Men 18-49	Men 25-54	12+ Ovmite
1 KDOT-F	1 KDOT-F	1 KDOT-F	1 KRNO-F >	1 KRNO-F >	1 KDOT-F >	1 KDOT-F >	1 KDOT-F >	1 KDOT-F >	1 KDOT-F <	1 KKOH >
1 KBUL-F	2 KWNZ-F	1 KWNZ-F	2 KBUL-F <	2 KBUL-F	2 KOZZ-F	2 KRZQ-F	2 KRZQ-F	2 KOZZ-F <	2 KOZZ-F	2 KRNO-F
3 KWNZ-F	3 KLCA-F	1 KRNO-F	3 KWNZ-F	3 KWNZ-F	2 KWNZ-F	3 KLCA-F	3 KBUL-F	3 KRZQ-F <	2 KKOH	3 KBUL-F
	3 KRNO-F	1 KLCA-F	4 KDOT-F	4 KNEV-F	2 KLCA-F >	4 KOZZ-F	4 KOZZ-F	4 KKOH	4 KTHX-F	4 KWNZ-F
	3 KBUL-F	1 KNEV-F	4 KNEV-F	5 KOZZ-F		5 KWNZ-F	4 KKOH	5 KLCA-F	4 KRZQ-F	4 KDOT-F
	6 KRNV-F		6 KOZZ-F	5 KSRN-F		5 KBUL-F	4 KLCA-F	6 KTHX-F	6 KBUL-F	4 KGVN-F
	6 KNEV-F		6 KLCA-F	7 KLCA-F		7 KNEV-F	4 KNEV-F >	6 KBUL-F	7 KNEV-F	
	6 KHXR-F		8 KHXR-F	7 KODS-F				8 KNEV-F	7 KPLY	
			9 KSRN-F	9 KKOH					7 KSRN-F	
			9 KRNV-F	9 KDOT-F					7 KODS-F	

Other Rated Stations				Metro Share	Cume Rating	TSA AQH Cume	Other Rated Stations--Outside Market				Metro Share	Cume Rating	TSA AQH Cume
KGVN-F	B/O	93.7	Sun Valley	1.3	4.1	8 163	KZZF-F	O	102.9	S. Lake Tahoe, CA	0.4	1.8	4 143
KPLY	SPRIS	1270	Sparks	1.9	4.4	10 170							
KPTL	O	1300	Carson City	0.4	1.7	4 110							
KPTT	T	630	Reno	1.0	2.7	6 123							
KQLO	SP-C	1590	Sun Valley	0.6	1.3	4 71							

RENO

Consolidation Report	12+	25-54	Revenue	Format Performance	AM	FM	Total	%	Yr. Ago
Americom KCBN-AM, KLCA-FM, KODS-FM, KPLY-AM, KRNO-FM, KWNZ-FM	29.2 %	27.2 %	26.3 %	AC	0 (0)	81 (3)	81 (3)	18.5 %	22.3 %
				AOR/Classic/NR	0 (0)	104 (4)	104 (4)	23.8 %	26.4 %
Citadel KBUL-FM, KKOH-AM, KNEV-FM, KNHK-FM	24.3 %	23.6 %	38.5 %	Black/Urban	0 (0)	6 (1)	6 (1)	1.4 %	0.0 %
				CHR	0 (0)	30 (1)	30 (1)	6.9 %	6.7 %
Lotus KDOT-FM, KHIT-AM, KOZZ-FM, KPTT-AM	14.2 %	16.8 %	22.4 %	Classical	0 (0)	0 (0)	0 (0)	0.0 %	0.0 %
				Country	0 (0)	46 (2)	46 (2)	10.5 %	10.3 %
NextMedia KHWG-FM, KRZQ-FM, KSRN-FM, KTHX-FM	16.5 %	16.0 %	11.5 %	Full Service	0 (0)	0 (0)	0 (0)	0.0 %	0.0 %
				Hispanic	3 (1)	11 (1)	14 (2)	3.2 %	0.6 %
				Jazz	0 (0)	23 (1)	23 (1)	5.3 %	0.0 %
				News/Talk	52 (2)	0 (0)	52 (2)	11.9 %	13.3 %
				Oldies	2 (1)	37 (3)	39 (4)	8.9 %	10.5 %
				Others/Unknown	0 (0)	0 (0)	0 (0)	0.0 %	0.0 %
				Religion/Gospel	0 (0)	0 (0)	0 (0)	0.0 %	0.0 %
				Soft AC	0 (0)	0 (0)	0 (0)	0.0 %	0.0 %
				Sports	9 (1)	0 (0)	9 (1)	2.1 %	3.4 %
				Standards/EZ	18 (1)	15 (1)	33 (2)	7.6 %	6.4 %
	84.2 %	83.6 %	98.7 %	Totals	84 (6)	353 (17)	437 (23)		

AM Stations

Station	Freq	Power	Format	Source	Company	City
KCBN	1230	0.82 kw	Standards	Westwd	\$<20.00 Allied	Americom Reno
KKOH	780	50 kw (DA-N)	News/Talk	ABC	\$36.00 Mc-Guild	Citadel Reno

FM Stations

Station	Freq	Power	Format	Source	Company	City
KBUL	98.1	76 kw @ 2273	Country		\$53.00 Mc-Guild	Citadel Carson City
KDOT	104.5	25 kw @ 2929	AOR		\$<20.00 D&R	Lotus Reno
KHWG	107.7	0.23 kw @ 2867	Standards		\$ NA --	NextMedia Kings Beach, CA
KHXR	94.5	12 kw @ 459	Country		\$ NA D&R	Lotus Sun Valley
KLCA	96.5	4 kw @ 2965	Modern AC	ABC	\$<20.00 Allied	Americom Sparks
KNEV	95.5	60 kw @ 2270	AC/CHR	Westwd	\$24.00 Mc-Guild	Citadel Reno
KNHK	92.9	45 kw @ 2654	Classic Hits		\$ NA --	Citadel Reno
KODS	103.7	6.3 kw @ 2985	Oldies	ABC	\$33.00 Allied	Americom Camelian Bay, CA
KOZZ	105.7	75 kw @ 2178	Classic AOR	Source	\$45.00 D&R	Lotus Reno
KRNO	106.9	37 kw @ 2988	AC	ABC	\$29.00 Allied	Americom Reno
KRNV	101.7	11 kw @ 492	Hispanic Regional		\$<20.00 Caballero	Entravision Reno
KRZQ	100.9	6 kw @ 203	AOR-New Rock	Westwd, CBS	\$<20.00 Allied	NextMedia Tahoe City
KSRN	92.1	4.1 kw @ 390	Jazz	CNN	\$20.00 --	NextMedia Sparks
KTHX	100.1	0.76 kw @ 2955	Progressive AOR		\$<20.00 Allied	NextMedia Incline Village
KWNZ	97.3	87 kw @ 2112	CHR		\$32.00 Allied	Americom Carson City

Notes: 3/00 The Standards format of KSRN-F moved to KHWG-F; KSRN-F changed to Jazz ... 4/00 KATG-F changed from Country to Black Oldies as KGVN-F ("Groovin' Oldies") ... 7/00 KSRN-F changed calls to KJZS-F; KHWG-F changed calls to KSRN-F ... 7/00 KPTL & KZZF-F sold by Moon to Silverado for \$3,600,000

RICHMOND

Arbitron Rank: 57 Pop (12+): 803,000
 MSA Rank: 61
 MSA Pop: 963,000
 DMA: 61
 Average Persons Rating: 14.5
 Market TSL in Hours: 19.50

Stations: 25 / 24
 Diaries: 2,010/ 400:1/ 55.3%
 Sample Target: 1,980
 % Below Line: 0.5
 % Not Listed: 15.9
 Pop per Station: 33,458

Last Year's Revenue: \$48,100,000
 Household Income: \$50,186
 Total Retail Sales: \$10.3 Bil.
 #1 Biller: WTVR-F \$6,850,000
 #1 Billing Portfolio
 Clear Channel \$24,037,000

12+ Metro	Format	Spring 00 1/4 Share	Win 00	Fall 99	Sum 99	Spq 99	4-Book Avg.	12+ Metro Cume / Rtg.	Fall 99	Spq 99	12+ TSA AQH / Cume	Revenue Level		
1	WCDX-F	B	116 / 9.9	10.5	11.2	9.3	9.4	10.2	1401 / 17.5	18.0	18.2	126 / 1601	G	WCDX-F
2	WTVR-F	SAC	107 / 9.2	10.7	8.9	8.8	9.1	9.4	1524 / 19.0	19.5	19.0	126 / 1726	G	WTVR-F
3	WKHK-F	C	84 / 7.2	5.4	5.6	5.6	7.4	6.0	1179 / 14.7	15.4	15.8	95 / 1381	G	WKHK-F
4	WKJS-F	B/AC	76 / 6.5	6.9	6.9	6.2	5.2	6.6	944 / 11.8	11.4	10.7	107 / 1357	E	WKJS-F
5	WRVQ-F	CHR	73 / 6.3	7.7	6.9	8.4	7.8	7.3	1612 / 20.1	21.9	22.8	89 / 1965	F	WRVQ-F
5	WRVA	FS	73 / 6.3	6.7	7.0	7.9	7.2	7.0	1175 / 14.6	15.8	16.0	83 / 1386	F	WRVA
7	WRXL-F	AOR	59 / 5.1	3.6	4.4	5.2	5.5	4.6	929 / 11.6	13.1	13.7	70 / 1113	E	WRXL-F
8	WPLZ-F	B/O	49 / 4.2	4.5	3.4	4.6	4.0	4.2	550 / 6.9	8.4	9.7	51 / 616	C	WPLZ-F
9	WMXB-F	AC/CHR	48 / 4.1	4.8	5.3	6.4	5.0	5.2	1159 / 14.4	17.1	16.7	55 / 1320	E	WMXB-F
10	WKLR-F	CL AOR	47 / 4.0	4.9	5.3	4.4	4.9	4.7	889 / 11.1	14.7	13.0	52 / 1027	C	WKLR-F
11	WRCL-F	O	43 / 3.7	3.9	4.4	5.2	4.6	4.3	877 / 10.9	12.9	12.9	50 / 1002	E	WRCL-F
12	WBBT-F	B/O	32 / 2.7	2.9	3.0	2.7		2.8	693 / 8.6	7.8		33 / 716		WBBT-F
13	WDYL-F	AOR-NR	29 / 2.5	2.7	1.9		0.8		592 / 7.4	5.7	3.2	29 / 598		WDYL-F
14	WTVR	ST	28 / 2.4	1.1	2.3	1.5	1.7	1.8	334 / 4.2	3.7	3.8	28 / 334	A	WTVR
15	WGCV	B/G	27 / 2.3	1.0	1.2	0.9	1.2	1.4	188 / 2.3	2.0	2.5	27 / 192		WGCV
16	WJRV-FF	C	20 / 1.7	2.3	2.0	3.3	2.2	2.3	474 / 5.9	6.9	6.5	21 / 507	C	WJRV-FF
17	WXGI	C	13 / 1.1	1.5	0.8	1.2	1.8	1.2	165 / 2.1	2.2	3.4	13 / 179		WXGI
18	WRNL	SPRTS	12 / 1.0	1.7	1.4	1.2	1.1	1.3	306 / 3.8	5.1	3.7	13 / 330	B	WRNL

12+ FM Share (Metro): 80.43% (789 of 981) (Spring 99: 80.91%)

Teens	18-34	18-49	25-49	25-54	35+	12+ AMD	12+ Mid	12+ PMD	12+ Eve	12+ Wknd
1 WCDX-F	1 WCDX-F >	1 WCDX-F	1 WTVR-F <	1 WTVR-F	1 WTVR-F	1 WTVR-F <	1 WTVR-F	1 WTVR-F <	1 WCDX-F >	1 WCDX-F
2 WRVQ-F >>>	2 WRXL-F	2 WTVR-F	2 WCDX-F	2 WCDX-F <	2 WRVA	2 WCDX-F	2 WCDX-F <	2 WCDX-F <	2 WRVQ-F <	2 WKJS-F <
3 WRXL-F >	3 WRVQ-F	3 WKJS-F <	3 WKJS-F	3 WKJS-F <	3 WKHK-F <	3 WRVA	3 WRVA	3 WKHK-F	3 WKJS-F <	3 WKHK-F <
	4 WKHK-F <	4 WRXL-F <	4 WKLR-F	4 WKHK-F	4 WKJS-F	4 WKJS-F	4 WKHK-F	4 WRVQ-F	4 WTVR-F	4 WTVR-F <
	5 WMXB-F <	5 WKHK-F	4 WKHK-F <	5 WKLR-F <	5 WPLZ-F	5 WKHK-F	5 WRXL-F <	5 WKJS-F <	5 WKHK-F	5 WRVQ-F
	6 WKJS-F <	5 WRVQ-F	6 WRXL-F	6 WRXL-F <	6 WRCL-F <	6 WRVQ-F	6 WRVQ-F	6 WMXB-F <	6 WRVA <	6 WPLZ-F
	7 WDYL-F	7 WKLR-F <	7 WRVQ-F <	7 WRVQ-F <	7 WCDX-F <	7 WKLR-F	6 WKJS-F	7 WRXL-F	7 WRXL-F <	7 WRVA <
	8 WTVR-F	8 WMXB-F	8 WMXB-F	8 WKLR-F	8 WKLR-F	7 WRXL-F	8 WKLR-F <	8 WKLR-F	8 WPLZ-F	8 WRXL-F
		9 WRCL-F	9 WRCL-F	9 WRCL-F	9 WTVR	9 WMXB-F	9 WPLZ-F <	9 WRVA	9 WMXB-F >	9 WRCL-F <
			10 WBBT-F <	10 WPLZ-F <	10 WRVQ-F	10 WRCL-F <	10 WRCL-F	9 WPLZ-F		10 WMXB-F
					10 WBBT-F <			9 WRCL-F		

Wom 18-24	Wom 18-34	Wom 25-34	Wom 18-49	Wom 25-54	Men 18-24	Men 18-34	Men 25-34	Men 18-49	Men 25-54	12+ Ovrmite
1 WCDX-F >	1 WCDX-F	1 WKHK-F	1 WTVR-F <	1 WTVR-F	1 WCDX-F >>	1 WCDX-F >	1 WCDX-F >	1 WCDX-F	1 WCDX-F	1 WCDX-F
2 WRVQ-F >	2 WRVQ-F	1 WTVR-F	2 WCDX-F	2 WKHK-F	2 WRXL-F >	2 WRXL-F >	2 WRXL-F >>	2 WRXL-F	2 WKLR-F	2 WKJS-F <
3 WKJS-F	3 WKHK-F <	1 WRVQ-F	3 WRVQ-F <	3 WKJS-F	3 WDYL-F	3 WDYL-F	3 WKLR-F	3 WKLR-F	2 WRXL-F <	3 WRVA
4 WKHK-F	4 WTVR-F	4 WCDX-F	4 WKJS-F	4 WCDX-F <	4 WRVQ-F	4 WRVQ-F <	3 WKJS-F	4 WKJS-F	4 WKJS-F	4 WRVQ-F
4 WMXB-F	5 WKJS-F	5 WKJS-F	4 WKHK-F	5 WRVQ-F	5 WMXB-F	5 WMXB-F	5 WMXB-F	5 WTVR-F	5 WTVR-F	5 WTVR-F >
4 WRXL-F	5 WMXB-F	5 WMXB-F	6 WMXB-F >	6 WMXB-F	6 WKLR-F	5 WDYL-F	6 WDYL-F	6 WDYL-F	6 WKHK-F <	6 WKHK-F <
	5 WRXL-F >>	5 WRXL-F >	7 WRCL-F <	7 WRCL-F	6 WKJS-F	7 WRVQ-F	7 WKHK-F <	7 WKHK-F <	7 WRVA	
	8 WDYL-F	8 WPLZ-F	8 WPLZ-F <	7 WPLZ-F				8 WMXB-F	8 WMXB-F <	
	8 WKLR-F	8 WKLR-F	9 WRXL-F	9 WKLR-F				8 WRVQ-F	9 WRCL-F <	
		8 WDYL-F	9 WKLR-F <	9 WBBT-F					10 WBBT-F	
									10 WDYL-F <	

Other Rated Stations	Metro Share	Cume Rating	TSA AQH Cume
WCLM	B/O	1450	Highland Springs 0.7 1.5 9 122
WFTH	B/G	1590	Richmond 0.9 2.2 12 177
WLEE-AA	T/SPRTS	990	Richmond 0.9 2.2 11 183
WREJ	B/G	1540	Richmond 0.9 1.8 10 142

Other Rated Stations--Outside Market	Metro Share	Cume Rating	TSA AQH Cume
WAFX-F	CL AOR	106.9	Suffolk, VA 0.5 2.3 11 291

RICHMOND

Consolidation Report	12+	25-54	Revenue	Format Performance	AM	FM	Total	%	Yr. Ago
Clear Channel WRCL-FM, WRNL-AM, WRVA-AM, WRVQ-FM, WRXL-FM, WTVR-FM	31.6 %	30.5 %	50.0 %	AC	0 (0)	48 (1)	48 (1)	4.9 %	5.7 %
Cox Radio, pend. WKHK-FM, WKLR-FM, WMXB-FM, WTVR-AM	17.7 %	18.9 %	22.8 %	AOR/Classic/NR	0 (0)	141 (4)	141 (4)	14.4 %	12.8 %
Radio One WARV-FM, WCDX-FM, WDYL-FM, WGCV-AM, WJRV-FM, WKJS-FM, WPLZ-FM	27.1 %	25.8 %	24.7 %	Black/Urban	8 (1)	273 (4)	281 (5)	28.6 %	25.6 %
	76.4 %	75.2 %	97.5 %	CHR	0 (0)	73 (1)	73 (1)	7.4 %	8.9 %
				Classical	0 (0)	0 (0)	0 (0)	0.0 %	0.0 %
				Country	13 (1)	104 (3)	117 (4)	11.9 %	13.1 %
				Full Service	73 (1)	0 (0)	73 (1)	7.4 %	8.3 %
				Hispanic	0 (0)	0 (0)	0 (0)	0.0 %	0.0 %
				Jazz	0 (0)	0 (0)	0 (0)	0.0 %	0.0 %
				News/Talk	10 (2)	0 (0)	10 (2)	1.0 %	0.5 %
				Oldies	0 (0)	43 (1)	43 (1)	4.4 %	6.0 %
				Others/Unknown	0 (0)	0 (0)	0 (0)	0.0 %	0.0 %
				Religion/Gospel	48 (3)	0 (0)	48 (3)	4.9 %	4.9 %
				Soft AC	0 (0)	107 (1)	107 (1)	10.9 %	10.9 %
				Sports	12 (1)	0 (0)	12 (1)	1.2 %	1.2 %
				Standards/EZ	28 (1)	0 (0)	28 (1)	2.9 %	2.0 %
				Totals	192 (10)	789 (15)	981 (25)		

AM Stations

Station	Power	Time	Format	City	Notes
WGCV	1240	1 kw	Black Gospel	Westwd	\$ NA Mc-Guild Radio One Petersburg
WRNL	910	5 kw/1.5 kw (DA-N)	Sports	Westwd, CBS, 1/1	\$21.00 Clr Chnl Clear Channel Richmond
WRVA	1140	50 kw (DA-1)	Full Service	ABC	\$80.00 Mc-Guild Clear Channel Richmond
WTVR	1380	5 kw (DA-2)	Standards	Jones	\$<20.00 Clr Chnl Cox Radio, pend. Richmond
WXGI	950	5 kw/0.057 kw	Country	Westwd	\$<20.00 --- Richmond

FM Stations

Station	Freq	Power	Format	City	Notes
WARV	100.3	4.7 kw @ 371	Simul. WJRV-F		Petersburg
WBBT	107.3	1.4 kw @ 679	Black Oldies		\$ NA Sentry Powhatan
WCDX	92.1	4.5 kw @ 771	Black		\$95.00 Mc-Guild Radio One Mechanicsville
WDYL	101.1	6 kw @ 328	New Rock	UPI	\$ NA Mc-Guild Radio One Chester
WJRV	105.7	2.3 kw @ 531	Country		\$ NA Mc-Guild Radio One Richmond
WKHK	95.3	17.5 kw @ 394	Country		\$125.00 Mc-Guild Cox Radio, pend. Colonial Heights
WKJS	104.7	100 kw @ 981	Black AC	ABC	\$ NA Sentry Radio One Crewe
WKLR	96.5	50 kw @ 492	Classic AOR		\$45.00 Katz Cox Radio, pend. Williamsburg
WMXB	103.7	20 kw @ 840	AC/CHR	AP	\$81.00 Mc-Guild Cox Radio, pend. Richmond
WPLZ	99.3	6 kw @ 328	Black Oldies		\$46.00 --- Radio One Petersburg
WRCL	106.5	7.6 kw @ 1234	Oldies		\$ NA Banner Clear Channel Richmond
WRVQ	94.5	200 kw @ 350	CHR		\$75.00 Clr Chnl Clear Channel Richmond
WRXL	102.1	20 kw @ 791	AOR		\$73.00 Clr Chnl Clear Channel Richmond
WTVR	98.1	50 kw @ 840	Soft AC		\$85.00 Clr Chnl Clear Channel Richmond

Notes: 6/00 WDZY (1290; Colonial Heights) sold by Hibernia to ABC as part of a \$19,800,000 group transaction . . . 7/00 WTVR (AM) changed calls to WVBB; remains Standards

RIVERSIDE-SAN BERNARDINO

Arbitron Rank: 28 Pop (12+): 1,443,100
 MSA Rank: 11
 MSA Pop: 3,210,000
 DMA: Los Angeles (#2)
 Average Persons Rating: 16.0
 Market TSL in Hours: 21.25

Stations: 41 / 13
 Diaries: 2,326/ 620:1/ 49.3%
 Sample Target: 2,420
 % Below Line: 50.8
 % Not Listed: 13.9
 Pop per Station: 111,008

Last Year's Revenue: \$34,300,000
 Household Income: \$39,869
 Total Retail Sales: \$13.2 Bil.
 #1 Biller: KFRG-FF \$12,500,000
 #1 Billing Portfolio
 CBS/Infinity \$12,500,000

12+ Metro	Format	Spring 00 1/4 Share	Win 00	Fall 99	Sum 99	Spg 99	4-Book Avg.	12+ Metro Cume / Rtg.	Fall 99	Spg 99	12+ TSA AQH / Cume	Revenue Level		
1	KFRG-F	C	228 / 9.9	107	9.6	8.7	8.9	9.7	2824 / 19.6	17.1	17.9	282 / 3734	I	KFRG-F
2	KGGI-F	CHR/U	124 / 5.4	5.4	5.1	6.0	5.9	5.5	2646 / 18.3	17.2	17.3	179 / 3822	H	KGGI-F
3	KFI	T	111 / 4.8	4.8	5.7	5.9	5.9	5.3	1386 / 9.6	13.7	13.1	158 / 2364		KFI
3	KOLA-F	O	111 / 4.8	5.5	5.2	5.5	5.2	5.3	1842 / 12.8	12.8	13.5	136 / 2469	F	KOLA-F
5	KCAL-F	AOR	102 / 4.4	3.8	3.3	4.5	3.1	4.0	1565 / 10.8	8.7	9.1	141 / 2124	E	KCAL-F
6	KLVE-F	SP	76 / 3.3	2.2	2.0	2.7	2.7	2.5	793 / 5.5	5.7	5.6	94 / 1127		KLVE-F
7	KIIS-F	CHR	75 / 3.3	3.3	3.1	3.8	3.3	3.4	1846 / 12.8	12.7	12.5	130 / 3065		KIIS-F
8	KOST-F	AC	70 / 3.0	2.8	2.8	2.7	3.5	2.8	1219 / 8.4	9.0	10.5	101 / 1736		KOST-F
9	KSCA-F	SP-R	68 / 2.9	4.1	3.3	3.2	2.4	3.4	836 / 5.8	6.7	4.4	80 / 1034		KSCA-F
10	KCBS-F	CL AOR	67 / 2.9	2.4	2.1	2.0	2.4	2.4	1131 / 7.8	7.3	8.1	92 / 1649		KCBS-F
11	KSSE-F	SP-C	64 / 2.8	3.1	2.7	2.2	2.5	2.7	1051 / 7.3	7.1	6.9	82 / 1338		KSSE-F
12	KTWV-F	J	60 / 2.6	1.9	2.1	1.8	1.9	2.1	786 / 5.4	5.7	5.1	84 / 1279		KTWV-F
13	KCXX-F	AOR-P	58 / 2.5	2.2	2.7	2.5	2.1	2.5	1393 / 9.7	8.0	8.8	80 / 1878	D	KCXX-F
13	KLOS-F	AOR	58 / 2.5	2.4	2.4	3.3	2.7	2.7	1220 / 8.5	7.5	7.9	100 / 2036		KLOS-F
15	KROQ-F	AOR-NR	55 / 2.4	2.5	1.9	2.5	1.8	2.3	1095 / 7.6	7.3	7.7	106 / 1885		KROQ-F
16	KKBT-F	B	53 / 2.3	2.8	2.9	2.7	4.5	2.7	1151 / 8.0	8.9	10.3	66 / 1539		KKBT-F
17	KXSB-FF	SP-C	52 / 2.3	1.7	2.7	1.7	1.8	2.1	638 / 4.4	5.6	3.5	67 / 710	C	KXSB-FF
18	KPWR-F	U/CHR	51 / 2.2	2.7	2.3	2.0	1.8	2.3	1199 / 8.3	8.4	7.6	78 / 1913		KPWR-F
19	KRCV-F	SP-VA	47 / 2.0	0.7	1.1	0.9	0.7	1.2	436 / 3.0	2.6	2.0	51 / 549		KRCV-F
20	KELT-F	SAC	43 / 1.9	1.0	1.1	0.9	1.2	1.2	685 / 4.7	3.3	3.6	44 / 716		KELT-F
21	KCMG-F	B/O	42 / 1.8	1.5	1.4	1.3	1.5	1.5	675 / 4.7	4.7	5.3	60 / 1027		KCMG-F
21	KWRP-F	ST	42 / 1.8	1.7	2.9	2.7	3.0	2.3	525 / 3.6	3.8	4.3	48 / 575	C	KWRP-F
23	KBIG-F	AC	39 / 1.7	1.4	1.6	2.2	1.5	1.7	819 / 5.7	6.5	6.2	59 / 1203		KBIG-F

12+ FM Share (Metro): 87.92% (1746 of 1986) (Spring 99: 84.91%)

Teens	18-34	18-49	25-49	25-54	35+	12+ AMD	12+ Mid	12+ PMD	12+ Eve	12+ Wknd
1 KGGI-F >	1 KGGI-F <	1 KFRG-F	1 KFRG-F	1 KFRG-F >	1 KFRG-F >	1 KFRG-F >>	1 KFRG-F >	1 KFRG-F >	1 KGGI-F >	1 KFRG-F >
2 KIIS-F	2 KCAL-F	2 KCAL-F <	2 KCAL-F	2 KCAL-F <	2 KFI	2 KFI	2 KFI	2 KGGI-F	2 KIIS-F	2 KGGI-F
3 KCXX-F <	3 KROQ-F <	3 KGGI-F	3 KCBS-F	3 KOLA-F <	3 KOLA-F >	3 KSCA-F <	3 KOLA-F	3 KCAL-F <	2 KCAL-F	3 KOLA-F
4 KPWR-F >	4 KKBT-F	4 KSCA-F <	3 KSCA-F <	4 KCBS-F <	4 KTWV-F	4 KOLA-F <	4 KLVE-F <	4 KOLA-F	2 KFRG-F	4 KCAL-F
5 KROQ-F	4 KSSE-F <	5 KCBS-F	5 KGGI-F <	5 KGGI-F	4 KCBS-F	5 KLOS-F	5 KCAL-F	5 KFI <	5 KKBT-F <	5 KIIS-F
6 KCAL-F	6 KFRG-F <	5 KSSE-F	6 KLVE-F	5 KSCA-F <	6 KLVE-F <	6 KCAL-F	5 KGGI-F <	6 KIIS-F <	6 KCXX-F	6 KLVE-F <
	7 KLVE-F <	5 KLVE-F <	7 KSSE-F	7 KLVE-F <	7 KCAL-F	7 KGGI-F	7 KOST-F <	7 KCBS-F <	6 KOLA-F	7 KTWV-F <
	8 KOST-F <	8 KOST-F <	7 KOLA-F <	8 KLOS-F <	7 KWRP-F	8 KLVE-F <	8 KCBS-F	8 KOST-F <	8 KROQ-F <	8 KFI
	9 KCXX-F <	9 KIIS-F	9 KLOS-F	9 KSSE-F <	9 KRCV-F <	9 KSSE-F	9 KTWV-F <	9 KSCA-F <	9 KPWR-F	8 KSSE-F <
	10 KIIS-F <	9 KOLA-F	10 KOST-F <	10 KFI	10 KOST-F	9 KIIS-F	10 KELT-F <	10 KPWR-F <	9 KOST-F <	
		9 KLOS-F <		10 KOST-F	10 KSCA-F <					

Wom 18-24	Wom 18-34	Wom 25-34	Wom 18-49	Wom 25-54	Men 18-24	Men 18-34	Men 25-34	Men 18-49	Men 25-54	12+ Ovrnite
1 KGGI-F >	1 KGGI-F >	1 KLVE-F <	1 KFRG-F	1 KFRG-F >	1 KCAL-F	1 KCAL-F	1 KROQ-F	1 KCAL-F	1 KFRG-F <	1 KFRG-F >
2 KFRG-F	2 KFRG-F	2 KCAL-F <	2 KGGI-F	2 KOLA-F <	2 KGGI-F	2 KROQ-F	1 KCAL-F <	2 KFRG-F	2 KCAL-F	2 KOLA-F
3 KSSE-F	3 KCAL-F	3 KELT-F <	3 KLVE-F <	3 KLVE-F	3 KKBT-F	3 KGGI-F <	3 KSSE-F <	3 KGGI-F	3 KCBS-F <	3 KCXX-F
4 KKBT-F	3 KELT-F	4 KGGI-F <	4 KSSE-F <	4 KGGI-F <	3 KROQ-F	4 KKBT-F	4 KFRG-F	4 KSCA-F <	4 KLOS-F <	3 KSCA-F
4 KCXX-F	3 KSSE-F <	5 KFRG-F	5 KELT-F	5 KIIS-F	5 KPWR-F >	5 KPWR-F	4 KLOS-F <	5 KCBS-F	5 KSCA-F <	5 KIIS-F
4 KIIS-F	6 KIIS-F	5 KSSE-F	5 KNS-F <	5 KCAL-F	6 KIIS-F	6 KSSE-F	6 KLVE-F	5 KLOS-F <	6 KFI <	5 KGGI-F
7 KELT-F	6 KCXX-F <	7 KIIS-F	7 KOLA-F	5 KELT-F	6 KOST-F	6 KOST-F <	6 KGGI-F	7 KROQ-F <	7 KGGI-F	5 KFI <
7 KOST-F	8 KLVE-F	7 KCXX-F	7 KCAL-F <	5 KSCA-F <	8 KCXX-F	8 KFRG-F	6 KKBT-F <	8 KKBT-F	8 KOLA-F <	
9 KXSB-FF	9 KOST-F <	7 KSCA-F	9 KSCA-F <	9 KCBS-F <	9 KLVE-F	8 KLOS-F	9 KOST-F	9 KOST-F <	9 KSSE-F <	
		7 KBIG-F	10 KCBS-F <	10 KSSE-F <	9 KLOS-F	8 KLVE-F	9 KPWR-F	10 KFI	10 KRCV-F	
					9 KSCA-F			10 KSSE-F	10 KOST-F	

RIVERSIDE-SAN BERNARDINO

Other Rated Stations				Metro Share	Cume Rating	TSA AQH	Cume
KATY-F	AC	101.3	Idyllwild	0.6	1.7	17	377
KCAL	SP	1410	Redlands	0.8	1.8	19	260
KCKC	SP-R	1350	San Bernardino	0.5	1.2	11	177
KDIF	SP-C	1440	Riverside	0.4	1.0	10	140

Other Rated Stations--Outside Market				Metro Share	Cume Rating	TSA AQH	Cume
KABC	T	790	Los Angeles	0.5	2.0	19	514
KBUE-F	SP-R	105.5	Long Beach	0.4	1.0	9	150
KLAC	ST	570	Los Angeles	1.0	2.9	34	726
KLAX-F	SP-R	97.9	E. Los Angeles	0.7	2.0	26	389
KLSX-F	T	97.1	Los Angeles	1.2	3.0	69	1010
KMZT-F	CL	105.1	Los Angeles	0.5	2.1	25	463
KNX	N	1070	Los Angeles	1.3	5.3	54	1346
KRTH-F	O	101.1	Los Angeles	1.0	5.1	46	1437
KTNQ	SP-NT	1020	Los Angeles	0.6	1.2	27	251
KWVE-F	REL	107.9	San Clemente	0.7	1.7	26	408
KYSR-F	AC/CHR	98.7	Los Angeles	0.7	3.5	47	1018
KZLA-F	C	93.9	Los Angeles	1.2	4.5	46	977
XTRA	SPRST	690	Tijuana, MX	0.4	1.6	23	425

Format Performance	AM	FM	Total	%	Yr. Ago
AC	0 (0)	139 (4)	139 (4)	7.0 %	8.2 %
AOR/Classic/NR	0 (0)	340 (5)	340 (5)	17.1 %	14.3 %
Black/Urban	0 (0)	146 (3)	146 (3)	7.4 %	9.7 %
CHR	0 (0)	199 (2)	199 (2)	10.0 %	10.6 %
Classical	0 (0)	11 (1)	11 (1)	0.6 %	1.6 %
Country	0 (0)	256 (2)	256 (2)	12.9 %	11.5 %
Full Service	0 (0)	0 (0)	0 (0)	0.0 %	0.0 %
Hispanic	53 (4)	332 (8)	385 (12)	19.4 %	14.1 %
Jazz	0 (0)	60 (1)	60 (1)	3.0 %	2.2 %
News/Talk	154 (3)	27 (1)	181 (4)	9.1 %	12.4 %
Oldies	0 (0)	135 (2)	135 (2)	6.8 %	7.7 %
Others/Unknown	0 (0)	0 (0)	0 (0)	0.0 %	0.0 %
Religion/Gospel	0 (0)	16 (1)	16 (1)	0.8 %	0.9 %
Soft AC	0 (0)	43 (1)	43 (1)	2.2 %	1.4 %
Sports	10 (1)	0 (0)	10 (1)	0.5 %	0.7 %
Standards/EZ	23 (1)	42 (1)	65 (2)	3.3 %	4.7 %
Totals	240 (9)	1746 (32)	1986 (41)		

Consolidation Report	12+	25-54	Revenue
CBS/Infinity KFRG-FM, KXFG-FM	16.2 %	13.1 %	36.4 %
Clear Channel KCKC-AM, KDIF-AM, KKDD-AM	0.9 %	1.0 %	%
Entravision KCAL-AM, KSZZ-AM	0.8 %	0.9 %	2.9 %
Lazer KXRS-FM, KXSB-FM	0.7 %	0.8 %	3.8 %
SBR KCAL-FM, KOLA-FM	9.2 %	10.0 %	23.0 %
Totals	27.8 %	25.8 %	66.1 %

AM Stations

KCAL	1410	5 kw/4 kw (DA-N)	Hispanic	\$33.00	Caballero	Entravision	Redlands
KCKC	1350	5 kw/0.5 kw (DA-2)	Hispanic-Regional	Caracol	\$ NA	Clear Channel	San Bernardino
KDIF	1440	1 kw	Hispanic-Contemp.	Caracol	\$ NA	Clear Channel	Riverside

FM Stations

KCAL	96.7	1.75 kw @ 376	AOR	\$81.00	D&R	SBR	Redlands
KCXX	103.9	0.19 kw @ 1751	Progressive AOR	\$ NA	Mc-Guild	All-Pro	Lake Arrowhead
KELT	92.7	6 kw @ 328	Soft AC	\$ NA	---	Amaluro	
KFRG	95.1	50 kw @ 490	Country	\$175.00	Allied	CBS/Infinity	
KGGI	99.1	2.5 kw @ 1844	CHR/Urban	\$102.00	Sentry	Chase, pend.	
KOLA	99.9	29.5 kw @ 1663	Oldies	\$85.00	D&R	SBR	
KWRP	96.1	0.25 kw @ 1565	Standards	USA, Jones	\$35.00	---	San Jacinto
KXRS	105.7	0.17 kw @ 1023	Simul. KXSB-F				Hemet
KXSB	101.7	0.27 kw @ 1414	Hispanic-Contemp.	\$ NA	Lotus	Lazer	Big Bear Lake

Notes: Other ranked stations -- See Los Angeles

ROANOKE-LYNCHBURG

Arbitron Rank	105 Pop (12+)	387,400	Stations	28 / 23	Last Year's Revenue:	\$20,700,000
MSA Rank:	189-Roan.; 197-Lynchbg.		Diaries:	919 / 422:1 / 57.5%	Household Income:	\$42,106
MSA Pop:	442,000		Sample Target:	850	Total Retail Sales:	\$5.9 Bil
DMA:	68		% Below Line:	7.4	#1 Billing:	WYYD-F \$4,200,000
Average Persons Rating:	14.4		% Not Listed:	15.8	#1 Billing Portfolio	
Market TSL in Hours	19.25		Pop per Station:	16,843	Clear Channel	\$10,690,000

12+ Metro	Format	Spring 00 1/4 Share	Fall 99	Spq 99	Fall 98	Spq 98	12+ Metro Cume / Rtg	Fall 99	Spq 99	12+ TSA AQH / Cume	Revenue Level	
1	WYYD-F	C	77 / 13.9	9.8	10.3	11.0	809 / 20.9	20.9	19.3	94 / 1131	F	WYYD-F
2	WSLO-F	AC	54 / 9.7	8.5	9.1	9.9	707 / 18.2	16.9	15.8	125 / 1683	E	WSLO-F
3	WROV-F	AOR	42 / 7.6	9.8	7.0	9.8	598 / 15.4	18.6	16.2	93 / 1376	D	WROV-F
4	WJJS-FF	CHR/B	38 / 6.8	6.8	6.4	5.9	607 / 15.7	18.4	16.0	40 / 687	C	WJJS-FF
5	WXLK-F	CHR	33 / 5.9	7.9	6.8	6.7	594 / 17.9	22.6	18.5	90 / 1719	D	WXLK-F
6	WSLC-F	C	25 / 4.5	3.4	2.7	3.4	395 / 10.2	10.6	8.7	56 / 964	F	WSLC-F
7	WRDJ-FF	O	24 / 4.3	3.9	6.1	6.4	452 / 11.7	10.3	12.2	31 / 595	C	WRDJ-FF
8	WJLM-F	C	20 / 3.6	3.1	4.0	4.0	306 / 7.9	7.7	9.7	23 / 383	B	WJLM-F
9	WZZI-F	AOR-NR	18 / 3.2	2.6	1.3	0.5	254 / 6.6	5.7	5.0	19 / 278	F	WZZI-F
9	WLLL	B/G	18 / 3.2	3.4	5.5	2.9	105 / 2.7	3.4	3.4	18 / 111	A	WLLL
11	WFIR	T/N	17 / 3.1	5.0	3.1	4.2	263 / 6.8	10.0	7.1	22 / 372	B	WFIR
12	WLQE-F	ST	14 / 2.6	2.9	4.0	2.7	227 / 6.9	6.2	7.0	15 / 252	A	WLQE-F
13	WJMH-F	B	12 / 2.2	1.6	2.0	1.7	210 / 5.4	4.7	4.4	51 / 701	F	WJMH-F
14	WSLC	C/F/S	11 / 2.0	2.9	2.7	2.2	148 / 3.8	5.3	5.9	15 / 228	A	WSLC
15	WRVX-F	AC	10 / 1.8	2.4	2.2	2.4	157 / 4.0	4.9	4.1	11 / 167	A	WRVX-F
15	WOOK-F	B	10 / 1.8	1.5	0.8	0.5	128 / 3.3	3.3	2.8	27 / 434	F	WOOK-F

12+ FM Share (Metro) 88.03% (412 of 468) (Spring 99 82.35%)

Teens	18-34	18-49	25-49	25-54	35+	12+ AMD	12+ Mid	12+ PMD	12+ Eve	12+ Wknd
1 WJJS-FF	1 WROV-F	1 WYYD-F	1 WYYD-F	1 WYYD-F	1 WYYD-F >	1 WYYD-F	1 WYYD-F	1 WYYD-F >	1 WJJS-FF	1 WYYD-F >
2 WXLK-F >	2 WJJS-FF <	1 WROV-F	2 WROV-F <	2 WSLO-F	2 WSLO-F >	2 WSLO-F <	2 WSLO-F >	2 WSLO-F <	2 WSLO-F <	2 WJJS-FF
3 WJMH-F	3 WXLK-F	3 WSLO-F	3 WSLO-F >	3 WROV-F >	3 WRDJ-FF	3 WROV-F >	3 WROV-F >	3 WJJS-FF <	3 WYYD-F	3 WSLO-F
3 WZZI-F	4 WYYD-F <	4 WJJS-FF <	4 WJJS-FF	4 WSLC-F <	4 WSLC-F	4 WXLK-F	4 WXLK-F <	4 WROV-F	4 WXLK-F <	4 WXLK-F <
	5 WSLO-F >	5 WXLK-F >	4 WXLK-F	5 WJJS-FF <	5 WROV-F <	5 WJJS-FF	5 WJJS-FF	5 WXLK-F	5 WJMH-F	5 WROV-F
	6 WZZI-F >	6 WSCL-F <	6 WRDJ-FF <	6 WXLK-F	6 WLLL <	6 WJLM-F <	5 WFIR	6 WRDJ-FF	6 WZZI-F <	6 WSCL-F
	7 WJMH-F	7 WZZI-F	7 WJLM-F >	6 WRDJ-FF	7 WJLM-F	7 WSCL-F	5 WSCL-F <	7 WSCL-F >	7 WROV-F	7 WJMH-F
	8 WJLM-F	8 WRDJ-FF	8 WZZI-F	8 WJLM-F >	7 WFIR	8 WRDJ-FF <	8 WRDJ-FF	8 WJLM-F	7 WOOK-F <	7 WRDJ-FF
		8 WJLM-F >	8 WFIR		7 WLQE-F	9 WFIR	9 WJLM-F <	8 WZZI-F	9 WSCL-F	7 WLLL <
							10 WLQE-F <		10 WRDJ-FF	10 WJMH-F <

Wom 18-24	Wom 18-34	Wom 25-34	Wom 18-49	Wom 25-54	Men 18-24	Men 18-34	Men 25-34	Men 18-49	Men 25-54	12+ Ovrnlte
1 WJJS-FF >>	1 WJJS-FF <	1 WSLO-F	1 WSLO-F	1 WYYD-F	1 WZZI-F	1 WROV-F >>	1 WROV-F >>	1 WROV-F	1 WYYD-F	1 WXLK-F <
2 WXLK-F	2 WSLO-F	2 WXLK-F	2 WJJS-FF	2 WSLO-F >>	1 WROV-F	2 WJJS-FF	2 WYYD-F	2 WYYD-F >	1 WROV-F >	2 WROV-F >
3 WSLO-F >	2 WXLK-F >	3 WYYD-F	3 WYYD-F	3 WJJS-FF	3 WXLK-F >	2 WZZI-F	3 WJJS-FF	3 WSLO-F	3 WSLO-F	3 WYYD-F
4 WROV-F	4 WYYD-F	4 WJMH-F	4 WXLK-F >	3 WXLK-F	4 WJJS-FF	4 WXLK-F	4 WROV-F >	4 WXLK-F	4 WSCL-F	4 WJJS-FF
4 WJMH-F >>	5 WJMH-F	5 WJLM-F	5 WROV-F	5 WRDJ-FF		4 WYYD-F >		5 WJJS-FF	5 WRDJ-FF	5 WJMH-F
	5 WROV-F >	5 WJJS-FF	6 WJLM-F	6 WJLM-F				5 WZZI-F	6 WJJS-FF	5 WSCL-F
	7 WZZI-F	5 WSCL-F	6 WRDJ-FF	6 WSCL-F				7 WSCL-F	7 WXLK-F	
	7 WOKG-F	4 WROV-F >	6 WSCL-F	8 WROV-F						
	7 WSCL-F		9 WJMH-F							
	7 WJLM-F									
	7 WOOK-F >									

Other Rated Stations	Metro Share	Cume Rating	TSA AOH Cume	Other Rated Stations--Outside Market	Metro Share	Cume Rating	TSA AOH Cume
WJMH-AA	5.8%	1240	Roanoke	WQQ-F	C	100.9	Covington VA
WVIR-F	1.1	105.5	Altavista	WKJS-F	BIAC	104.7	Crewe VA
WVLA-F	1.1	105.9	Lynchburg	WQMG-F	BIAC	97.1	Greensboro NC
WVTV-F	1.1	148	Salem				
WVTV-F	1.1	107.1	Appomattox				
WVAW-F	1.1	91	Roanoke				

ROANOKE-LYNCHBURG

Consolidation Report	12+	25-54	Revenue	Format Performance	AM	FM	Total	%	Yr. Ago
Clear Channel	37.0 %	42.6 %	51.6 %	AC	0 (0)	64 (2)	64 (2)	13.7 %	13.8 %
WGMN-AM, WJJS-FM, WJJX-FM, WJLM-FM, WLDJ-FM, WRDJ-FM, WROV-FM, WVGM-AM, WYYD-FM				AOR/Classic/NR	0 (0)	60 (2)	60 (2)	12.8 %	13.4 %
Local	5.0 %	4.1 %	1.6 %	Black/Urban	4 (1)	36 (4)	40 (5)	8.5 %	5.5 %
WRVX-FM, WZZI-FM				CHR	0 (0)	71 (3)	71 (3)	15.2 %	16.2 %
Mel Wheeler	25.2 %	26.8 %	39.7 %	Classical	0 (0)	0 (0)	0 (0)	0.0 %	0.0 %
WFIR-AM, WLYK-FM, WSLC-AM, WSLC-FM, WSLQ-FM, WXLK-FM				Country	0 (0)	129 (5)	129 (5)	27.6 %	19.1 %
	67.2 %	73.5 %	92.9 %	Full Service	11 (1)	0 (0)	11 (1)	2.4 %	3.2 %
				Hispanic	0 (0)	0 (0)	0 (0)	0.0 %	0.0 %
				Jazz	0 (0)	0 (0)	0 (0)	0.0 %	0.0 %
				News/Talk	17 (1)	8 (1)	25 (2)	5.3 %	5.9 %
				Oldies	0 (0)	25 (2)	25 (2)	5.3 %	7.5 %
				Others/Unknown	0 (0)	0 (0)	0 (0)	0.0 %	0.0 %
				Religion/Gospel	21 (2)	5 (1)	26 (3)	5.6 %	8.3 %
				Soft AC	0 (0)	0 (0)	0 (0)	0.0 %	0.0 %
				Sports	3 (2)	0 (0)	3 (2)	0.6 %	1.0 %
				Standards/EZ	0 (0)	14 (1)	14 (1)	3.0 %	6.1 %
				Totals	56 (7)	412 (21)	468 (28)		

AM Stations

Station	Freq	Power	Time	Format	Advertiser	Agency	Station	City	
WFIR	960	5 kw	(DA-N)	Talk/News	CBS, Talknt	\$19.00	Christal	Wheeler	Roanoke
WLL	930	5 kw	(Days)	Black Gospel	ABC	\$ NA	---	---	Lynchburg
WSLC	610	5 kw/1 kw	(DA-2)	Country/Full Svc.	Westwd	\$15.00	Katz	Wheeler	Roanoke

FM Stations

Station	Freq	Power	Time	Format	Advertiser	Agency	Station	City	
WJJS	106.1	0.73 kw	@ 909	Dance CHR		\$35.00	Eastman	Clear Channel	Vinton
WJJX	101.7	3.4 kw	@ 289	Simul. WJJS-F					Lynchburg
WJLM	93.5	5.8 kw	@ 98	Country	Westwd, ABC, AMFM	\$<20.00	---	Clear Channel	Salem
WLDJ	102.7	22 kw	@ 745	Simul. WRDJ-F					Appamattox
WLQE	106.9	0.29 kw	@ 1276	Standards	Westwd, CNN	\$ NA	---		Bedford
WRDJ	104.9	3.1 kw	@ 925	Oldies		\$<20.00	Eastman	Clear Channel	Roanoke
WROV	96.3	14 kw	@ 2076	AOR	ABC, AMFM	\$47.00	Christal	Clear Channel	Martinsville
WRVX	97.9	0.57 kw	@ 1925	AC	ABC	\$ NA	---	WZZI-F	Lynchburg
WSLC	94.9	100 kw	@ 1980	Country		\$40.00	Katz	Wheeler	Roanoke
WSLQ	99.1	200 kw	@ 1990	AC		\$42.00	Katz	Wheeler	Roanoke
WXLK	92.3	93 kw	@ 2050	CHR		\$54.00	Katz	Wheeler	Roanoke
WYYD	107.9	20.5 kw	@ 1768	Country	ABC, AMFM	\$84.00	Eastman	Clear Channel	Amherst
WZZI	101.5	0.63 kw	@ 706	New Rock		\$ NA	---	WRVX-F	Vinton

Notes: WJMH-F -- See Greensboro-Winston Salem; WQOK-F -- See Raleigh-Durham . . . WJJS-F reclassified as Dance CHR (from Black) based on M Street classification and audience analysis . . . 2/00 WLVA LMA by WLQE-F ended; WLVA changed from simulcasting WLQE-F to Talk . . . 5/00 WPVR-F changed from Classic AOR to Country as WSLC-F; WSLC (AM) now partially simulcasts WSLC-F . . . 8/00 WRVX-F changed from AC to simulcasting New Rock WZZI-F as WZZU-F; WRVX-F's AC format moved to WLVA (590)

ROCHESTER, NY

Arbitron Rank: 52	Pop (12+): 896,000	Stations: 33 / 26	Last Year's Revenue: \$40,200,000
MSA Rank: 55		Diaries: 2,489/ 360:1/ 60.1%	Household Income: \$50,793
MSA Pop: 1,080,000		Sample Target: 2,200	Total Retail Sales: \$10.6 Bil.
DMA: 76		% Below Line: 4.2	#1 Biffer: WHAM \$6,700,000
Average Persons Rating: 14.8		% Not Listed: 15.5	#1 Billing Portfolio
Market TSL in Hours: 19.50		Pop per Station: 34,462	CBS/Infinity \$15,300,000

12+ Metro	Format	Spring 00 1/4 Share	Win 00	Fall 99	Sum 99	Spq 99	4-Book Avg.	12+ Metro Cume / Rtg.	Fall 99	Spq 99	12+ TSA AQH / Cume	Revenue Level	
1	WHAM	130 / 9.8	11.1	11.7	10.3	10.5	10.7	1914 / 21.4	26.1	24.2	138 / 2079	G	WHAM
2	WBEE-F	122 / 9.2	8.9	7.9	7.1	8.5	8.3	1673 / 18.7	18.1	17.6	131 / 1830	G	WBEE-F
3	WRMM-F	94 / 7.1	6.3	8.2	6.8	6.8	7.1	1494 / 16.7	19.0	17.0	95 / 1574	F	WRMM-F
4	WDKX-F	86 / 6.5	7.0	6.3	6.5	6.6	6.6	961 / 10.7	9.4	9.9	86 / 961	C	WDKX-F
4	WCMF-F	86 / 6.5	6.6	6.4	6.4	5.5	6.5	1341 / 15.0	15.2	15.4	98 / 1520	G	WCMF-F
6	WPXY-F	80 / 6.0	5.6	5.6	6.8	5.6	6.0	1931 / 21.5	21.7	20.1	84 / 2073	E	WPXY-F
7	WVOR-F	73 / 5.5	5.6	5.8	5.7	6.4	5.7	1256 / 14.0	14.2	16.4	81 / 1349	E	WVOR-F
8	WBBF-F	66 / 5.0	5.0	4.2	5.2	5.3	4.8	1283 / 14.3	13.9	15.8	73 / 1441	C	WBBF-F
9	WKGS-F	55 / 4.2	3.5	3.6	3.7	2.5	3.7	1218 / 13.6	12.6	9.0	55 / 1218	B	WKGS-F
10	WNVE-F	50 / 3.8	4.4	4.4	4.8	4.8	4.3	1143 / 12.8	14.5	14.7	73 / 1530	C	WNVE-F
11	WZNE-F	48 / 3.6	3.2	3.0	3.4	2.7	3.3	1192 / 13.3	13.0	12.7	48 / 1199	C	WZNE-F
12	WEZO	25 / 1.9	1.8	2.5	3.2	3.4	2.3	400 / 4.5	5.7	6.9	25 / 400	A	WEZO
13	WORV-F	22 / 1.7	2.0	1.5	2.4	2.3	1.9	721 / 8.0	7.5	8.8	29 / 792	A	WORV-F
13	WLGZ	22 / 1.7	1.2					318 / 3.5			22 / 318		WLGZ
15	WHTK	20 / 1.5	1.5	1.7	1.2	1.3	1.5	388 / 4.3	4.8	4.3	21 / 394	A	WHTK
16	WJZR-F	15 / 1.1	1.8	1.7	1.3	1.5	1.5	386 / 4.3	4.6	4.0	15 / 393	A	WJZR-F
17	WLCL-F	14 / 1.1	1.2	1.1	1.7	1.2	1.3	350 / 3.9	3.8	5.4	15 / 372	C	WLCL-F

12+ FM Share (Metro): 81.05% (907 of 1119) (Spring 99: 79.31%)

Teens	18-34	18-49	25-49	25-54	35+	12+ AMD	12+ Mid	12+ PMD	12+ Eve	12+ Wknd
1 WPXY-F	1 WVOR-F <	1 WBEE-F <	1 WBEE-F <	1 WBEE-F <	1 WHAM	1 WHAM	1 WHAM <	1 WBEE-F	1 WDKX-F	1 WBEE-F
2 WKGS-F	2 WPXY-F <	2 WCMF-F <	2 WCMF-F <	2 WCMF-F	2 WBEE-F	2 WCMF-F	2 WBEE-F <	2 WHAM	2 WPXY-F	2 WDKX-F
3 WDKX-F >>	3 WDKX-F	3 WVOR-F	3 WVOR-F	3 WVOR-F	3 WRMM-F	3 WBEE-F	3 WRMM-F	3 WPXY-F <	2 WHAM <	3 WHAM
4 WNVE-F	4 WCMF-F	4 WDKX-F <	4 WRMM-F <	4 WRMM-F <	4 WBBF-F <	4 WRMM-F	4 WVOR-F <	4 WRMM-F <	4 WBEE-F	4 WPXY-F
5 WKSE-F	4 WNVE-F <	5 WPXY-F <	5 WDKX-F	5 WHAM <	5 WCMF-F >	5 WPXY-F <	5 WCMF-F	5 WDKX-F <	5 WKGS-F <	5 WRMM-F
6 WBEE-F <	6 WRMM-F	6 WHAM <	6 WDKX-F	6 WDKX-F	6 WDKX-F <	6 WDKX-F <	6 WBBF-F	6 WVOR-F <	6 WRMM-F >	6 WKGS-F <
7 WKGS-F	7 WZNE-F	7 WPXY-F <	7 WBBF-F	7 WVOR-F	7 WBBF-F <	7 WBBF-F <	7 WDKX-F <	7 WCMF-F	7 WCMF-F	7 WBBF-F <
8 WRMM-F <	7 WNVE-F	8 WZNE-F <	8 WPXY-F <	8 WEZO	8 WVOR-F	8 WPXY-F	8 WBBF-F <	7 WNVE-F <	8 WVOR-F <	8 WVOR-F <
9 WHAM	9 WBBF-F	9 WZNE-F	9 WZNE-F	9 WVOR-F	9 WNVE-F	9 WZNE-F <	9 WZNE-F <	9 WZNE-F <	9 WBBF-F	9 WCMF-F
9 WKGS-F <	9 WKGS-F <	10 WNVE-F	10 WNVE-F	10 WNVE-F	9 WPXY-F <	10 WZNE-F <	10 WKGS-F	10 WKGS-F <	9 WVOR-F	10 WNVE-F

Wom 18-24	Wom 18-34	Wom 25-34	Wom 18-49	Wom 25-54	Men 18-24	Men 18-34	Men 25-34	Men 18-49	Men 25-54	12+ Ovrnite
1 WPXY-F >	1 WVOR-F <	1 WVOR-F >	1 WVOR-F	1 WBEE-F <	1 WKGS-F	1 WNVE-F <	1 WCMF-F	1 WCMF-F >	1 WCMF-F >	1 WHAM
2 WKGS-F	2 WPXY-F <	2 WDKX-F	1 WBEE-F	2 WVOR-F	2 WNVE-F	2 WCMF-F >	2 WNVE-F	2 WBEE-F <	2 WBEE-F <	2 WDKX-F
2 WDKX-F >	3 WDKX-F >	3 WBEE-F	3 WPXY-F <	2 WRMM-F >	3 WPXY-F	3 WDKX-F	3 WVOR-F	3 WNVE-F	3 WHAM	3 WBEE-F
4 WNVE-F	4 WNVE-F	3 WPXY-F	4 WRMM-F <	4 WDKX-F <	4 WRMM-F	3 WKGS-F	4 WBEE-F	4 WDKX-F	4 WNVE-F	4 WRMM-F
5 WVOR-F	5 WKGS-F	5 WRMM-F	5 WDKX-F >	5 WPXY-F	5 WDKX-F	3 WPXY-F <	5 WDKX-F	4 WHAM <	4 WBBF-F	5 WKGS-F
5 WBEE-F	6 WRMM-F	6 WZNE-F	6 WKGS-F <	6 WBBF-F	6 WCMF-F	6 WBEE-F	6 WZNE-F	6 WVOR-F	4 WVOR-F <	
7 WCMF-F	7 WZNE-F	7 WZNE-F <	7 WZNE-F <	7 WZNE-F <	7 WBEE-F	6 WVOR-F <	7 WPXY-F	7 WZNE-F <	7 WDKX-F	
	7 WCMF-F	8 WHAM	8 WHAM	7 WZNE-F	8 WZNE-F <	8 WHTK	8 WPXY-F <	8 WPXY-F <	8 WZNE-F <	
		9 WCMF-F	9 WCMF-F	9 WCMF-F	9 WRMM-F >>	8 WKGS-F	9 WRMM-F <	9 WRMM-F <	9 WRMM-F	
							10 WKGS-F <	10 WKGS-F <		

Other Rated Stations				Metro Share	Cume Rating	TSA AQH Cume	Other Rated Stations--Outside Market				Metro Share	Cume Rating	TSA AQH Cume
WBTA	ST	1490	Batavia	0.4	1.1	6 105	CFMX-F	CL	103.1	Coburg, ON	0.5	1.6	6 140
WDCZ-F	REL	102.7	Webster	0.6	2.7	8 238	WGRF-F	AOR	96.9	Buffalo	0.5	1.0	11 148
WFLK-F	C	101.7	Geneva	0.4	0.6	5 91	WKSE-F	CHR	98.5	Niagara Falls	0.8	1.6	15 171
WISY-F	SAC	102.3	Canadaigua	0.6	1.9	9 194	WNUC-F	C	107.7	Wethersfield	0.8	3.3	31 557
WLLW-F	CL AOR	99.3	Seneca Falls	0.5	0.6	13 134	WTSS-F	AC/CHR	102.5	Buffalo	0.8	1.8	21 373
WNYR-F	AC	98.5	Waterloo	0.4	0.9	11 206	WWHT-F	CHR	107.9	Syracuse	0.4	1.6	16 367
WWWG	REL	1460	Rochester	0.4	0.9	5 92	WYRK-F	C	106.5	Buffalo	0.6	1.4	16 200
WYSL	N	1040	Avon	0.4	2.0	5 201							
WZXV-F	REL	99.7	Palmyra	0.5	2.2	7 207							

ROCHESTER, NY

Consolidation Report	12+	25-54	Revenue	Format Performance	AM	FM	Total	%	Yr. Ago
CBS/Infinity WCMF-FM, WPXY-FM, WRMM-FM, WZNE-FM	23.2 %	26.3 %	38.1 %	AC	0 (0)	136 (4)	136 (4)	12.2 %	12.3 %
Clear Channel WHAM-AM, WHTK-AM, WISY-FM, WKGS-FM, WLCL-FM, WNVE-FM, WVOR-FM	26.5 %	25.8 %	33.8 %	AOR/Classic/NR	0 (0)	171 (5)	171 (5)	15.3 %	15.1 %
Entercom WBBF-FM, WBEE-FM, WEZO-AM, WQRV-FM	17.8 %	18.1 %	20.6 %	Black/Urban	0 (0)	100 (2)	100 (2)	8.9 %	9.4 %
	67.5 %	70.2 %	92.5 %	CHR	0 (0)	150 (4)	150 (4)	13.4 %	10.9 %
				Classical	0 (0)	6 (1)	6 (1)	0.5 %	0.0 %
				Country	0 (0)	146 (4)	146 (4)	13.0 %	12.2 %
				Full Service	130 (1)	0 (0)	130 (1)	11.6 %	13.4 %
				Hispanic	0 (0)	0 (0)	0 (0)	0.0 %	0.0 %
				Jazz	0 (0)	15 (1)	15 (1)	1.3 %	1.8 %
				News/Talk	5 (1)	0 (0)	5 (1)	0.4 %	0.0 %
				Oldies	0 (0)	66 (1)	66 (1)	5.9 %	7.1 %
				Others/Unknown	25 (1)	0 (0)	25 (1)	2.2 %	0.0 %
				Religion/Gospel	5 (1)	15 (2)	20 (3)	1.8 %	2.4 %
				Soft AC	0 (0)	102 (2)	102 (2)	9.1 %	9.2 %
				Sports	20 (1)	0 (0)	20 (1)	1.8 %	1.6 %
				Standards/EZ	27 (2)	0 (0)	27 (2)	2.4 %	4.6 %
				Totals	212 (7)	907 (26)	1119 (33)		

AM Stations

Station	Freq	Power	Format	Advertiser	Agency	Station	City
WEZO	950	1 kw (DA-2)	Stds. & Hispanic	CNN	\$25.00 Katz	Entercom	Rochester
WHAM	1180	50 kw	Full Service	CBS, Talknt, ABC	\$79.00 Eastman	Clear Channel	Rochester
WHTK	1280	5 kw (DA-N)	Sports	CNN, ESPN	\$ NA Eastman	Clear Channel	Rochester
WLJZ	990	5 kw/2.5 kw (DA-2)	Standards		\$ NA Crawford	Crawford	Rochester

FM Stations

Station	Freq	Power	Format	Advertiser	Agency	Station	City
WBBF	98.9	37 kw @ 564	Oldies	Westwd	\$52.00 Katz	Entercom	Rochester
WBEE	92.5	50 kw @ 500	Country	Westwd	\$92.00 Katz	Entercom	Rochester
WCMF	96.5	50 kw @ 450	AOR	Westwd	\$109.00 Sentry	CBS/Infinity	Rochester
WDKX	103.9	0.8 kw @ 540	Black		\$34.00 Allied		Rochester
WJZR	105.9	3 kw @ 180	Jazz	AP	\$<20.00 --		Rochester
WKGS	106.7	3.5 kw @ 266	CHR		\$ NA Eastman	Clear Channel	Irondequoit
WLCL	107.3	0.65 kw @ 994	Black Oldies		\$<20.00 Eastman	Clear Channel	South Bristol
WNVE	95.1	50 kw @ 417	New Rock		\$45.00 Eastman	Clear Channel	Honeoye Falls
WPXY	97.9	50 kw @ 400	CHR		\$78.00 Eastman	CBS/Infinity	Rochester
WQRV	93.3	4 kw @ 390	Classic AOR	Westwd	\$<20.00 Katz	Entercom	Avon
WRMM	101.3	27 kw @ 640	Soft AC		\$82.00 Allied	CBS/Infinity	Rochester
WVOR	100.5	50 kw @ 480	AC/CHR		\$46.00 Eastman	Clear Channel	Rochester
WZNE	94.1	3.1 kw @ 328	Modern AC		\$ NA --	CBS/Infinity	Brighton

Notes: WWWG (1460) sold by American General to HHH Broadcasting for \$1,000,000 (Blackburn)

ROCKFORD

Arbitron Rank 148 Pop (12+): 257,800	Stations 21 / 8	Last Year's Revenue: \$13,700,000
MSA Rank: 139	Diarles: 988 / 261:1 / 58.0%	Household Income: \$47,576
MSA Pop: 365,000	Sample Target: 960	Total Retail Sales: \$3.0 Bil.
DMA: 135	% Below Line: 23.5	#1 Biller: WZOK-F \$3,000,000
Average Persons Rating: 14.9	% Not Listed: 17.2	#1 Billing Portfolio
Market TSL In Hours 19.75	Pop per Station: 32,225	Radio Works \$6,765,000

12+ Metro	Format	Spring 00 1/4 Share	Fall 99	Spq 99	Fall 98	Spq 98	12+ Metro Cume / Rtg	Fall 99	Spq 99	12+ TSA AQH / Cume	Revenue Level	
1	WYHY-F	CL HITS	58 / 15.2	5.8	6.5	6.6	673 / 26.1	17.8	18.8	80 / 950	C	WYHY-F
2	WZOK-F	CHR	42 / 11.0	16.1	14.2	12.9	789 / 30.6	36.9	32.5	70 / 1326	D	WZOK-F
3	WXXQ-F	C	40 / 10.5	10.3	9.6	9.0	471 / 18.3	20.5	18.4	82 / 965	D	WXXQ-F
4	WXRX-F	AOR	30 / 7.8	11.1	10.4	11.3	546 / 21.2	22.8	22.9	43 / 808	D	WXRX-F
5	WGN	FS/T	23 / 6.0	3.0	6.5	4.7	293 / 11.4	7.7	14.4	54 / 724		WGN
6	WGFB-F	AC	20 / 5.2	8.0	8.0	9.5	393 / 15.2	18.2	18.9	28 / 553	D	WGFB-F
7	WNTA	ST/T	17 / 4.4	3.5	4.3	5.8	204 / 7.9	6.5	8.6	17 / 204	A	WNTA
8	WJJO-F	CL AOR	13 / 3.4	2.5	2.7	2.4	192 / 7.5	6.2	8.2	46 / 523		WJJO-F
9	WROK	FS	12 / 3.1	5.3	4.1	5.0	259 / 10.0	13.8	12.9	13 / 283	B	WROK
10	WDEK-F	CHR	10 / 2.6	1.8	1.9	0.5	277 / 10.7	9.7	11.1	24 / 621		WDEK-F

12+ FM Share (Metro). 76.66% (243 of 317) (Spring 99: 78.40%)

Teens	18-34	18-49	25-49	25-54	35+	12+ AMD	12+ Mid	12+ PMD	12+ Eve	12+ Wknd
1 WZOK-F >>>	1 WYHY-F <	1 WYHY-F >	1 WYHY-F >	1 WYHY-F >	1 WYHY-F >	1 WYHY-F	1 WYHY-F >	1 WYHY-F >	1 WZOK-F	1 WYHY-F
2 WDEK-F >>	2 WXRX-F	2 WZOK-F <	2 WXRX-F <	2 WXXQ-F	2 WXXQ-F	2 WZOK-F <	2 WXXQ-F <	2 WZOK-F <	2 WYHY-F >	2 WXXQ-F
3 WKPO-F	2 WZOK-F	3 WXRX-F <	3 WXXQ-F <	3 WXRX-F <	3 WGN	3 WXXQ-F	3 WZOK-F	3 WZOK-F	3 WXXQ-F	2 WZOK-F >
3 WJJO-F >>	4 WXXQ-F	4 WXXQ-F >>	4 WZOK-F >	4 WZOK-F >	4 WNTA	4 WXRX-F	4 WXRX-F	4 WXRX-F >	4 WDEK-F	4 WXRX-F
	5 WJJO-F >>	5 WGFB-F <	5 WGFB-F >	5 WGFB-F >	4 WGFB-F <	5 WGN	5 WGN <	5 WGFB-F <	4 WXRX-F	5 WGN <
	6 WGFB-F	6 WJJO-F >			6 WZOK-F	6 WNTA	6 WGFB-F	6 WGN	4 WGN	6 WGFB-F >
					7 WXRX-F	7 WROK <	7 WNTA	7 WJJO-F	4 WGFB-F	7 WNTA
					8 WROK	8 WGFB-F >		8 WNTA <	8 WJJO-F >	7 WJJO-F

Wom 18-24	Wom 18-34	Wom 25-34	Wom 18-49	Wom 25-54	Men 18-24	Men 18-34	Men 25-34	Men 18-49	Men 25-54	12+ Ovmile
1 WZOK-F >	1 WZOK-F >	1 WZOK-F	1 WYHY-F	1 WYHY-F	1 WJJO-F >	1 WXRX-F	1 WXRX-F	1 WYHY-F	1 WYHY-F	1 WZOK-F
2 WYHY-F >>>	2 WYHY-F	2 WYHY-F	1 WZOK-F >>	2 WZOK-F >	2 WYHY-F >	2 WXXQ-F	2 WXXQ-F	2 WXRX-F >	2 WXRX-F >	2 WGN >
3 WDEK-F	3 WXXQ-F	3 WXXQ-F	3 WXXQ-F	3 WXXQ-F	3 WXRX-F	2 WYHY-F	3 WXXQ-F	3 WXXQ-F >	3 WXXQ-F >>	3 WYHY-F
3 WXRX-F	4 WXRX-F >>	4 WXRX-F >	4 WZOK-F >	4 WGFB-F >>	3 WXXQ-F	4 WJJO-F >	4 WJJO-F	4 WJJO-F >	4 WGN	4 WBBM
3 WXXQ-F		5 WGFB-F >>	5 WXRX-F >>	5 WXRX-F	3 WZOK-F >>	5 WZOK-F >>	5 WZOK-F >>	5 WZOK-F >	5 WZOK-F	4 WXXQ-F
3 WJJO-F									6 WJJO-F	

Other Rated Stations				Metro Share	Cume Rating	TSA AQH Cume	Format Performance	AM	FM	Total	%	Yr. Ago
WQFL-F	REL-CC	100.9	Rockford	2.1	5.7	10 249	AC	0 (0)	20 (1)	20 (1)	6.3 %	9.8 %
Other Rated Stations--Outside Market				Metro Share	Cume Rating	TSA AQH Cume	AOR/Classic/NR	0 (0)	43 (2)	43 (2)	13.6 %	16.0 %
WAIT	ST	850	Crystal Lake, IL	2.1	2.9	10 108	Black/Urban	0 (0)	0 (0)	0 (0)	0.0 %	0.0 %
WBBM	N	780	Chicago	1.6	6.5	14 363	CHR	0 (0)	56 (3)	56 (3)	17.7 %	22.2 %
WJVL-F	C	99.9	Janesville, WI	2.4	5.7	42 559	Classical	0 (0)	0 (0)	0 (0)	0.0 %	0.0 %
WKPO-F	CHR	105.9	Evansville, WI	1.0	4.2	10 263	Country	0 (0)	49 (2)	49 (2)	15.5 %	13.0 %
WLS	T	890	Chicago	1.6	4.8	28 372	Full Service	35 (2)	0 (0)	35 (2)	11.0 %	13.0 %
WMAQ	N	670	Chicago	0.5	3.1	7 214	Hispanic	0 (0)	2 (1)	2 (1)	0.6 %	3.0 %
WNUA-F	J	95.5	Chicago	0.5	1.3	3 60	Jazz	0 (0)	2 (1)	2 (1)	0.6 %	0.0 %
WSJY-F	SAC	107.3	Ft Atkinson, WI	1.3	5.2	17 356	News/Talk	31 (4)	0 (0)	31 (4)	9.8 %	6.5 %
WZCH-F	SP-R	103.9	Dundee, IL	0.5	1.7	3 51	Oldies	0 (0)	58 (1)	58 (1)	18.3 %	8.0 %
							Others/Unknown	0 (0)	0 (0)	0 (0)	0.0 %	0.0 %
							Religion/Gospel	0 (0)	8 (1)	8 (1)	2.5 %	3.8 %
							Soft AC	0 (0)	5 (1)	5 (1)	1.6 %	1.8 %
							Sports	0 (0)	0 (0)	0 (0)	0.0 %	0.0 %
							Standards/EZ	8 (1)	0 (0)	8 (1)	2.5 %	0.9 %
Totals								74 (7)	243 (13)	317 (20)		

ROCKFORD

Consolidation Report	12+	25-54	Revenue
Cumulus, pend. WLUV-FM, WROK-AM, WXXQ-FM, WZOK-FM	24.6 %	25.7 %	45.3 %
Radio Works WGFB-FM, WNTA-AM, WXRX-FM, WYHY-FM	32.6 %	39.5 %	49.4 %
	57.2 %	65.2 %	94.7 %

AM Stations

Station	Freq	Power	Format	Network	Contract	Owner	Company	City
WNTA	1330	1 kw/0.091 kw (DA-1)	Standards/Talk	ABC	<\$20.00	Katz	Radio Works	Rockford
WROK	1440	5 kw/0.27 kw (DA-D)	Full Service	ABC	\$26.00	Allied	Cumulus, pend.	Rockford

FM Stations

Station	Freq	Power	Format	Network	Contract	Owner	Company	City
WGFB	103.1	1.2 kw @ 525	AC	Westwd	\$24.00	Mc.Guild	Radio Works	Rockton
WXRX	104.9	4 kw @ 400	AOR		\$50.00	Katz	Radio Works	Belvidere
WXXQ	98.5	50 kw @ 400	Country		\$31.00	Allied	Cumulus, pend.	Freeport
WYHY	95.3	1.25 kw @ 512	Classic Hits		\$30.00	Katz	Radio Works	Winnebago
WZOK	97.5	50 kw @ 430	CHR	Westwd	\$45.00	Allied	Cumulus, pend.	

Notes: Other ranked stations -- See Chicago or Madison . . . 3/00 WKMQ-F changed from Oldies to Classic Hits as WYHY-F ("Y-95") . . . 4/00 WRWC-F changed calls to WGFB-F . . . 8/00 WTJK (1380; S. Beloit, WI) sold to Good Karma Broadcasting (price NA)

FORMAT CODES

AC - Adult Contemporary	J - Jazz and New Adult Contemporary
AC-NR - Modern AC	KIDS - Children's
AOR - Album Oriented Rock	N - News
AOR-NR - New Rock	O - Oldies (50's & 60's)
AOR-P - Progressive AOR	REL - Religion, Christian
B - Black (audience 75%+ Black)	REL-CC - Contemporary Christian
B/AC - Black Adult Contemporary	SAC - Soft Adult Contemporary
B/G - Black Gospel	SP - Hispanic/Spanish
B/O - Black Oldies	SP-C - Hispanic Contemporary
BIZ - Business News & Talk	SP-NT - Hispanic News/Talk/Information
C - Country	SP-R - Hispanic-Regional
C/O - Classic Country	SP-TP - Hispanic-Tropical
CHR - Contemporary Hit Radio, Top 40	SP-VA - Hispanic Variety
CL - Classical	SP-TJ - Tejano
CL AOR - Classic AOR, Classic Rock	SPRTS - Sports
CL HITS - Classic Hits/70's Oldies	ST - Standards, Big Band, Nostalgia
E - Ethnic (usually Foreign Lang.)	T - Talk
EZ - Easy Listening, Beautiful Music	U - Urban (majority of audience is non-white)
FS - Full Service	VA - Variety
G - Gospel	? - Others or Unknown

REVENUE LEVEL CODES

A - Less than \$500,000	E - \$3,000,000 to \$3,999,999	I - \$10,000,000 to \$14,999,999
B - \$500,000 to \$999,999	F - \$4,000,000 to \$4,999,999	J - \$15,000,000 to \$19,999,999
C - \$1,000,000 to \$1,999,999	G - \$5,000,000 to \$6,999,999	K - \$20,000,000 to \$29,999,999
D - \$2,000,000 to \$2,999,999	H - \$7,000,000 to \$9,999,999	L - \$30,000,000+

SACRAMENTO

Arbitron Rank: 29 **Pop (12+):** 1,434,000
MSA Rank: 33
MSA Pop: 1,740,000
DMA: 18 (w/Stockton, Modesto)
Average Persons Rating: 15.3
Market TSL in Hours: 20.50

Stations: 31 / 28
Diaries: 2,949 / 486:1 / 50.5%
Sample Target: 2,790
% Below Line: 2.8
% Not Listed: 15.5
Pop per Station: 51,214

Last Year's Revenue: \$92,800,000
Household Income: \$45,424
Total Retail Sales: \$16.0 Bil.
#1 Biller: KFBK \$13,900,000
#1 Billing Portfolio
 CBS/Infinity \$37,815,000

12+ Metro	Format	Spring 00 1/4 Share	Win 00	Fall 99	Sum 99	Spq 99	4-Book Avg.	12+ Metro Cume / Rtg.	Fall 99	Spq 99	12+ TSA AQH / Cume	Revenue Level		
1	KFBK	N/T	171 / 7.8	8 1	8 0	9 3	8 1	8 3	2538 / 17.7	17 9	18.8	217 / 3242	I	KFBK
2	KNCI-F	C	132 / 6.0	4 8	5 4	5 8	5.2	5.5	1784 / 12.4	11.9	11.7	156 / 2489	H	KNCI-F
3	KSEG-F	CL AOR	121 / 5.5	5.1	5 5	5 4	4.8	5.4	2024 / 14.1	12.9	12.4	145 / 2409	G	KSEG-F
4	KRXQ-F	AOR	111 / 5.1	5 7	5 3	4 4	5 1	5.1	1687 / 11.8	10.6	11 4	137 / 2061	G	KRXQ-F
5	KSSJ-F	J	108 / 4.9	3 4	4 9	4 7	5.1	4.5	1338 / 9.3	10.7	8.9	113 / 1474	F	KSSJ-F
6	KBMB-F	CHR/U	107 / 4.9	3 9	4.5	4.3	4.6	4.4	1616 / 11.3	11.0	11.3	110 / 1686	C	KBMB-F
7	KSFM-F	CHR/U	94 / 4.3	3.7	4.0	3.6	5.0	3.9	2098 / 14.6	16.3	17.9	158 / 3345	H	KSFM-F
8	KYMX-F	SAC	93 / 4.2	5.3	4.4	4.1	4.7	4.5	1699 / 11.8	11.5	13.0	111 / 1977	F	KYMX-F
9	KDND-F	CHR	91 / 4.1	4 7	5.3	5.5	4.8	4.9	2280 / 15.9	16.2	16.5	120 / 2886	E	KDND-F
10	KCTC	ST	90 / 4.1	4.2	3.7	4 0	3.9	4.0	1125 / 7.8	7.3	7 8	111 / 1373	B	KCTC
11	KZZO-F	AC-NR	84 / 3.8	2 9	3.3	4 0	3.6	3.5	1953 / 13.6	12.2	14.0	99 / 2380	H	KZZO-F
12	KWOD-F	AOR-NR	81 / 3.7	4 0	3.7	3 9	3 1	3 8	1718 / 12.0	12 0	12 5	101 / 2313	E	KWOD-F
13	KHTK	SPRTS	75 / 3.4	4 5	3 3	2 9	3.6	3.5	1272 / 8.9	8 0	8 8	117 / 1657	D	KHTK
14	KGBY-F	AC	68 / 3.1	3 4	2 7	2 9	3.9	3.0	1308 / 9.1	9 1	10.5	73 / 1482	G	KGBY-F
15	KHYL-F	B/O	65 / 3.0	3 3	3 7	3 4	3.6	3.3	1252 / 8.7	11.8	11.8	80 / 1591	F	KHYL-F
16	KSTE	T	52 / 2.4	2.3	3 1	2 7	2.5	2.6	855 / 6.0	8 0	7.5	67 / 1195	D	KSTE
17	KXOA-F	CL HITS	40 / 1.8	2.1	2 0	2 8	2 5	2.2	929 / 6.5	7.5	7 0	44 / 1029	F	KXOA-F
18	KTTA-F	SP-R	36 / 1.6	0.9	0 8	0 7	0 3	1 0	309 / 2.2	1 8	0 9	40 / 410		KTTA-F
19	KHZZ-F	B/O	33 / 1.5	1.6	1 5	2 2	2 9	1 7	630 / 4.4	5 3	6 4	38 / 737	B	KHZZ-F
20	KLNA-F	CHR/U	32 / 1.5	0 8	0 4		0 3		554 / 3.9	1 4	0 7	38 / 714		KLNA-F
21	KNBR	SPRTS	26 / 1.2	0 8	0 8	1 6	1 3	1 1	598 / 4.2	2 6	4 4	76 / 1497		KNBR

12+ FM Share (Metro): 73.09% (1355 of 1854) (Spring 99: 72.51%)

Teens	18-34	18-49	25-49	25-54	35+	12+ AMD	12+ Mid	12+ PMD	12+ Eve	12+ Wknd
1 KDND-F <	1 KBMB-F	1 KSEG-F	1 KSEG-F	1 KSEG-F	1 KFBK >	1 KFBK >	1 KFBK >	1 KFBK <	1 KRXQ-F <	1 KNCI-F <
2 KSFM-F	2 KRXQ-F	2 KRXQ-F <	2 KRXQ-F <	2 KNCI-F <	2 KNCI-F <	2 KNCI-F	2 KNCI-F <	2 KNCI-F <	2 KBMB-F	2 KBMB-F <
3 KBMB-F >	3 KWOD-F	3 KNCI-F <	3 KNCI-F <	3 KSSJ-F	3 KSSJ-F	3 KSEG-F	3 KSEG-F	3 KSEG-F <	3 KSFM-F <	3 KSSJ-F <
4 KWOD-F	4 KSFM-F <	4 KBMB-F <	4 KZZO-F	3 KRXQ-F <	3 KCTC <	4 KRXQ-F <	4 KHTK	4 KBMB-F <	4 KYMX-F <	4 KSEG-F
4 KRXQ-F >>	5 KZZO-F	5 KZZO-F	5 KYMX-F <	5 KFBK <	5 KSEG-F	5 KBMB-F	4 KSSJ-F	5 KSSJ-F <	5 KDND-F <	5 KSFM-F <
5 KSEG-F <	6 KYMX-F <	6 KSSJ-F	6 KSSJ-F	6 KYMX-F <	6 KYMX-F	5 KSFM-F <	4 KRXQ-F <	6 KRXQ-F <	6 KSEG-F	6 KCTC <
7 KHTK <	7 KWOD-F	6 KHTK <	7 KZZO-F	7 KHYL-F	7 KGBY-F	7 KCTC	7 KDND-F	7 KDND-F	7 KFBK <	7 KFBK <
8 KDND-F <	7 KHTK <	8 KFBK	8 KHTK <	8 KGBY-F	7 KSSJ-F <	8 KYMX-F	8 KSFM-F	8 KSFM-F	8 KNCI-F <	8 KYMX-F <
9 KNCI-F	9 KSSJ-F <	9 KBMB-F <	9 KGBY-F	8 KZZO-F <	9 KWOD-F <	8 KZZO-F	8 KCTC	9 KSSJ-F <	9 KWOD-F	9 KDND-F <
10 KYMX-F	10 KSFM-F <	10 KGBY-F <	10 KBMB-F	10 KSTE <	10 KSTE	10 KDND-F <	10 KYMX-F	10 KYMX-F	10 KWOD-F	9 KDND-F <
			10 KHYL-F		10 KYMX-F <		10 KZZO-F			

Wom 18-24	Wom 18-34	Wom 25-34	Wom 18-49	Wom 25-54	Men 18-24	Men 18-34	Men 25-34	Men 18-49	Men 25-54	12+ Ovrnite
1 KSFM-F <	1 KBMB-F	1 KYMX-F	1 KNCI-F	1 KYMX-F <	1 KBMB-F	1 KRXQ-F	1 KRXQ-F	1 KSEG-F <	1 KSEG-F	1 KFBK
2 KBMB-F	2 KDND-F <	2 KDND-F	2 KZZO-F	2 KNCI-F <	2 KRXQ-F	2 KBMB-F	2 KHTK	2 KRXQ-F	2 KRXQ-F	2 KNCI-F
3 KDND-F	3 KSFM-F	2 KBMB-F <	2 KYMX-F <	3 KGBY-F <	2 KWOD-F	3 KHTK	3 KBMB-F	3 KHTK	2 KHTK	3 KBMB-F
3 KNCI-F	4 KYMX-F	4 KZZO-F	4 KGBY-F <	4 KSSJ-F <	4 KLNA-F	4 KWOD-F	4 KWOD-F	4 KBMB-F	4 KFBK >	4 KSEG-F
5 KWOD-F	4 KNCI-F	5 KGBY-F	5 KDND-F	5 KZZO-F	5 KHTK	5 KSEG-F	4 KSEG-F	5 KWOD-F	5 KSSJ-F <	4 KSTE
6 KLNA-F	6 KWOD-F <	5 KNCI-F	5 KBMB-F <	6 KSEG-F	5 KSEG-F	6 KZZO-F	6 KZZO-F	5 KFBK	6 KNCI-F	6 KSFM-F
7 KRXQ-F	7 KZZO-F	7 KWOD-F	7 KSEG-F	7 KHYL-F <	5 KSFM-F	7 KSFM-F <	7 KTTA-F	7 KNCI-F <	7 KZZO-F	6 KRXQ-F
8 KZZO-F	8 KGBY-F <	7 KSSJ-F	7 KSSJ-F <	8 KDND-F		8 KLNA-F	8 KFBK	8 KZZO-F	8 KWOD-F	6 KYMX-F
8 KGBY-F	9 KRXQ-F	9 KRXQ-F	9 KSFM-F	9 KFBK		9 KSFM-F	9 KSFM-F	9 KSFM-F <	8 KBMB-F	
8 KYMX-F	10 KSSJ-F	9 KSFM-F	10 KWOD-F	9 KBMB-F		9 KNCI-F	10 KSSJ-F <	10 KSSJ-F <	10 KXOA-F <	
	10 KSEG-F		10 KHYL-F <							

SACRAMENTO

Other Rated Stations				Metro Share	Cume Rating	TSA AQH Cume	
KFIA	REL	710	Carmichael	0.5	2.1	24	439
KLVS-F	REL-CC	99.3	Grass Valley	0.4	0.7	13	149
KNCO	N/T	830	Grass Valley	0.5	0.9	12	164
KRAK	C/O	1470	Sacramento	0.8	2.6	19	397
KRCX-F	SP-R	99.9	Marysville	0.7	2.0	30	437
KRRE-F	SP-C	101.9	Shingle Springs	0.7	2.3	23	484
KTKZ	T	1380	Sacramento	0.4	1.6	11	277
KZSA-F	SP-C	92.1	Placerville	0.8	1.7	19	273

Consolidation Report	12+	25-54	Revenue
CBS/Infinity	24.3 %	26.9 %	40.7 %
KHTK-AM, KNCI-FM, KRAK-AM, KSFM-FM, KXOA-FM, KYMX-FM, KZZO-FM			
Clear Channel	16.3 %	16.1 %	29.4 %
KFBK-AM, KGBY-FM, KHYL-FM, KSTE-AM			
Entercom	23.7 %	23.7 %	22.1 %
KCTC-AM, KDND-FM, KRXQ-FM, KSEG-FM, KSSJ-FM			
Entravision, pend.	3.8 %	4.5 %	2.9 %
KHZZ-FM, KRCX-FM, KRRE-FM, KZSA-FM			
	68.1 %	71.2 %	95.1 %

Other Rated Stations--Outside Market				Metro Share	Cume Rating	TSA AQH Cume	
KGO	T	810	San Francisco	0.8	2.3	62	1015
KSFO	T	560	San Francisco	0.8	1.5	43	485

Format Performance	AM	FM	Total	%	Yr. Ago
AC	0 (0)	152 (2)	152 (2)	8.2 %	9.0 %
AOR/Classic/NR	0 (0)	313 (3)	313 (3)	16.9 %	15.4 %
Black/Urban	0 (0)	98 (2)	98 (2)	5.3 %	4.3 %
CHR	0 (0)	324 (4)	324 (4)	17.5 %	20.4 %
Classical	0 (0)	0 (0)	0 (0)	0.0 %	0.0 %
Country	18 (1)	132 (1)	150 (2)	8.1 %	6.9 %
Full Service	0 (0)	0 (0)	0 (0)	0.0 %	0.0 %
Hispanic	0 (0)	86 (4)	86 (4)	4.6 %	3.3 %
Jazz	0 (0)	108 (1)	108 (1)	5.8 %	6.0 %
News/Talk	278 (6)	0 (0)	278 (6)	15.0 %	15.1 %
Oldies	0 (0)	40 (1)	40 (1)	2.2 %	2.9 %
Others/Unknown	0 (0)	0 (0)	0 (0)	0.0 %	0.0 %
Religion/Gospel	12 (1)	9 (1)	21 (2)	1.1 %	0.7 %
Soft AC	0 (0)	93 (1)	93 (1)	5.0 %	5.5 %
Sports	101 (2)	0 (0)	101 (2)	5.4 %	5.8 %
Standards/EZ	90 (1)	0 (0)	90 (1)	4.9 %	4.6 %
Totals	499 (11)	1355 (20)	1854 (31)		

AM Stations

Station	Power	Frequency	Format	Advertiser	Agency	Product	Location
KCTC	1320	5 kw (DA-2)	Standards	Westwd, ABC	\$29.00	D&R	Entercom Sacramento
KFBK	1530	50 kw (DA-2)	News/Talk	ABC, CNN	\$180.00	Sentry	Clear Channel Sacramento
KHTK	1140	50 kw (DA-2)	Sports	CBS, ESPN	\$30.00	Katz	CBS/Infinity Sacramento
KSTE	650	21.4 kw/0.92 kw (DA-2)	Talk	ABC, Westwd	\$40.00	Christal	Clear Channel Rancho Cordova

FM Stations

Station	Power	Frequency	Format	Advertiser	Agency	Product	Location
KBMB	103.5	3 kw @ 295	CHR/Urban	ABC	\$ NA	Allied	Sacramento
KDND	107.9	50 kw @ 404	CHR		\$100.00	D&R	Entercom Sacramento
KGBY	92.5	50 kw @ 450	AC	AMFM	\$145.00	Sentry	Clear Channel Sacramento
KHYL	101.1	36.3 kw @ 577	Black Oldies	AMFM	\$106.00	Sentry	Clear Channel Auburn
KHZZ	104.3	2.95 kw @ 463	Black Oldies	Jones	\$ NA	Allied	Entravision, pend. Davis
KLNA	105.5	2.55 kw @ 1010	Dance CHR		\$ NA	Lotus	KTTA-F Dunnigan
KNCI	105.1	50 kw @ 500	Country	CBS	\$95.00	Katz	CBS/Infinity Sacramento
KRXQ	98.5	50 kw @ 500	AOR		\$85.00	D&R	Entercom Roseville
KSEG	96.9	50 kw @ 500	Classic AOR		\$99.00	D&R	Entercom Sacramento
KSFM	102.5	50 kw @ 500	CHR/Urban	Westwd	\$147.00	Eastman	CBS/Infinity Woodland
KSSJ	94.7	25 kw @ 325	Jazz		\$45.00	Mc-Guild	Entercom Fair Oaks
KTTA	97.9	6 kw @ 328	Hispanic-Regional		\$ NA	Lotus	KLNA-F Esparto
KWOD	106.5	50 kw @ 410	AOR-New Rock	CBS, ABC	\$70.00	D&R	Sacramento
KXOA	93.7	25 kw @ 328	Classic Hits		\$ NA	Katz	CBS/Infinity Roseville
KYMX	96.1	50 kw @ 476	Soft AC		\$76.00	Eastman	CBS/Infinity Sacramento
KZZO	100.5	115 kw @ 328	Modern AC		\$80.00	Eastman	CBS/Infinity Sacramento

Notes: KNBR -- See San Francisco ... 4/00 KHZZ-F, KSQR and KZSA-F sold by Z-Spanish to Entravision as part of a \$475,000,000 group transaction ... 8/00 KLNA-F changed from Dance CHR to Black ... 8/00 KSQR (1240; Sacramento) placed in trust by Entravision

SAGINAW-BAY CITY-MIDLAND

Arbitron Rank: 125 Pop (12+):	329,900	Stations:	26 / 17	Last Year's Revenue:	\$16,900,000
MSA Rank:	128	Diaries:	967/ 341:1/ 55.3%	Household Income:	\$44,186
MSA Pop:	401,000	Sample Target:	950	Total Retail Sales:	\$4.5 Bil.
DMA:	63 (w/Flint)	% Below Line:	6.9	#1 Biller:	WKCO-F \$3,100,000
Average Persons Rating:	16.3	% Not Listed:	11.7	#1 Billing Portfolio	
Market TSL in Hours:	21.75	Pop per Station:	19,406	Citadel	\$7,390,000

12+ Metro	Format	Spring 00 1/4 Share	Win 00	Fall 99	Sum 99	Spg 99	4-Book Avg.	12+ Metro Cume / Rtg.	Fail 99	Spg 99	12+ TSA AQH / Cume	Revenue Level
1	WKCO-F	70 / 13.0	9.4	8.3	13.0	13.3	10.9	811 / 24.6	20.1	24.5	120 / 1825	E WKCO-F
2	WIOG-F	51 / 9.5	10.2	7.4	9.9	6.3	9.2	813 / 24.6	23.8	21.2	118 / 2307	D WIOG-F
3	WHNN-F	50 / 9.3	10.0	11.2	8.2	9.8	9.7	708 / 21.5	21.4	19.7	154 / 2150	D WHNN-F
4	WKQZ-F	45 / 8.3	8.4	8.5	9.7	9.4	8.7	616 / 18.7	17.7	21.3	90 / 1291	C WKQZ-F
5	WSGW	38 / 7.0	9.8	9.1	7.8	10.2	8.4	475 / 14.4	19.4	19.2	43 / 609	C WSGW
6	WTCF-F	35 / 6.5	6.8	6.6	6.6	6.1	6.6	661 / 20.0	20.5	21.2	49 / 1043	C WTCF-F
7	WTLZ-F	33 / 6.1	4.6	5.8	5.0	4.3	5.4	310 / 9.4	9.7	9.7	36 / 435	B WTLZ-F
8	WGER-F	27 / 5.0	5.0	5.4	5.4	5.5	5.2	418 / 12.7	13.0	12.6	32 / 501	C WGER-F
9	WILZ-FF	23 / 4.3	3.8	3.7	2.9	4.1	3.7	361 / 10.9	11.8	11.7	33 / 621	A WILZ-FF
10	WEEG-F	20 / 3.7	3.0	3.3	3.1	2.7	3.3	305 / 9.2	8.0	9.3	27 / 433	A WEEG-F
11	WSAM	18 / 3.3	4.6	4.3	3.7	3.7	4.0	269 / 8.2	9.5	8.2	21 / 327	A WSAM
11	WCEN-F	18 / 3.3	3.4	3.7	4.3	3.5	3.7	227 / 6.9	8.7	10.1	46 / 748	WCEN-F

12+ FM Share (Metro): 84.87% (404 of 476) (Spring 99: 80.65%)

Teens	18-34	18-49	25-49	25-54	35+	12+ AMD	12+ Mid	12+ PMD	12+ Eve	12+ Wknd
1 WTCF-F >	1 WKQZ-F >	1 WKQZ-F	1 WKCO-F <	1 WKCO-F	1 WKCO-F	1 WKCO-F	1 WKCO-F	1 WKCO-F	1 WTLZ-F	1 WKCO-F >
2 WIOG-F >>	2 WIOG-F <	2 WIOG-F <	2 WKQZ-F <	2 WHNN-F	2 WHNN-F	2 WHNN-F	2 WHNN-F	2 WIOG-F <	2 WKCO-F	2 WIOG-F <
3 WTLZ-F	3 WTLZ-F <	3 WKCO-F	3 WIOG-F	3 WIOG-F	3 WSGW >	3 WKQZ-F	3 WIOG-F	3 WKQZ-F	3 WIOG-F	3 WTCF-F
3 WKQZ-F	4 WKCO-F	4 WHNN-F <	4 WHNN-F	3 WKQZ-F >	4 WIOG-F	3 WSGW <	4 WKQZ-F <	4 WHNN-F	4 WTCF-F <	3 WHNN-F
	5 WTCF-F <	5 WTLZ-F	5 WILZ-FF	5 WILZ-FF	5 WGER-F	5 WIOG-F >	5 WSGW >	5 WTCF-F	5 WKQZ-F	5 WSGW <
	6 WILZ-FF	6 WILZ-FF	6 WEEG-F	6 WEEG-F	6 WSAM	6 WILZ-FF	6 WTCF-F <	6 WTLZ-F	6 WHNN-F <	6 WTLZ-F <
		7 WTCF-F	6 WTLZ-F	6 WTLZ-F	7 WEEG-F	7 WTLZ-F	7 WGER-F	7 WGER-F <	7 WSGW	7 WKQZ-F <
		7 WEEG-F	8 WGER-F <	8 WGER-F <	8 WTLZ-F <	7 WTCF-F	8 WEEG-F	8 WSGW		8 WGER-F
										9 WSAM <

Wom 18-24	Wom 18-34	Wom 25-34	Wom 18-49	Wom 25-54	Men 18-24	Men 18-34	Men 25-34	Men 18-49	Men 25-54	12+ Ovrmt
1 WTLZ-F	1 WIOG-F >	1 WIOG-F >	1 WIOG-F >	1 WKCO-F	1 WKQZ-F >	1 WKQZ-F >>>	1 WKQZ-F >>>	1 WKQZ-F >	1 WKQZ-F >	1 WKCO-F >>
1 WTCF-F	2 WTLZ-F	2 WKCO-F	2 WKCO-F	1 WIOG-F	2 WTLZ-F >	2 WILZ-FF	2 WILZ-FF	2 WKCO-F	2 WKCO-F	2 WIOG-F
3 WIOG-F	3 WTCF-F	3 WTCF-F	3 WTLZ-F	3 WHNN-F >	3 WKCO-F	3 WKCO-F	3 WKCO-F >	3 WILZ-FF	2 WHNN-F	3 WTLZ-F
4 WGER-F	4 WKCO-F >	3 WTLZ-F	3 WHNN-F	4 WTLZ-F	3 WIOG-F >	4 WTLZ-F >	4 WWBN-F	4 WHNN-F <	4 WILZ-FF >	3 WSGW
4 WKQZ-F >	5 WGER-F	5 WCEN-F	5 WTCF-F <	4 WCEN-F		5 WIOG-F	4 WWCK-F	5 WIOG-F <	5 WEEG-F	5 WGER-F
	5 WKQZ-F	6 WHNN-F >	6 WGER-F >	4 WGER-F		6 WWBN-F		6 WTLZ-F	6 WIOG-F	
				7 WTCF-F >		6 WWCK-F		7 WEEG-F >	7 WSGW	

Other Rated Stations				Metro Cume				TSA				Other Rated Stations--Outside Market				Metro Cume				TSA			
Station	ST	Pop	City	Share	Rating	AQH	Cume	Station	ST	Pop	City	Share	Rating	AQH	Cume	Station	ST	Pop	City	Share	Rating	AQH	Cume
WKNX	ST	1250	Frankenmuth	0.6	2.3	5	108	WFBE-F	C	95.1	Flint	0.6	2.5	49	788	WFDL	T	910	Flint	0.4	1.8	18	377
WMAX	SPRTS	1440	Bay City	0.7	3.1	4	103	WJR	FS/T	760	Detroit	0.4	2.6	34	789	WJSZ-F	AOR-P	92.5	Ashley	0.4	1.0	5	95
WMPX-AF	ST	1490	Midland	0.7	2.4	8	188	WOAP	ST	1080	Owosso	0.4	1.2	17	194	WOWE-F	B	98.9	Vassar	1.5	3.5	31	451
								WUPS-F	AC	98.5	Houghton Lake	0.6	2.2	19	359	WWBN-F	AOR	101.5	Tuscola	1.3	4.4	29	679
								WWCK-F	CHR	105.5	Flint	1.5	4.5	68	1355								

SAGINAW-BAY CITY-MIDLAND

Consolidation Report	12+	25-54	Revenue	Format Performance	AM	FM	Total	%	Yr. Ago
Citadel	31.4 %	37.3 %	43.7 %	AC	0 (0)	54 (2)	54 (2)	11.3 %	9.1 %
WHNN-FM, WILZ-FM, WIOG-FM, WKQZ-FM, WYLZ-FM				AOR/Classic/NR	0 (0)	97 (6)	97 (6)	20.4 %	19.6 %
MacDonald	20.0 %	18.4 %	22.8 %	Black/Urban	0 (0)	41 (2)	41 (2)	8.6 %	7.0 %
WEEG-FM, WKCQ-FM, WSAM-AM				CHR	0 (0)	43 (2)	43 (2)	9.0 %	8.2 %
W&W, pend.	21.8 %	17.3 %	23.2 %	Classical	0 (0)	0 (0)	0 (0)	0.0 %	0.0 %
WCEN-AM, WCEN-FM, WGER-FM, WSGW-AM, WTCF-FM				Country	0 (0)	91 (3)	91 (3)	19.1 %	19.1 %
	73.2 %	73.0 %	89.7 %	Full Service	40 (2)	0 (0)	40 (2)	8.4 %	12.6 %
				Hispanic	0 (0)	0 (0)	0 (0)	0.0 %	0.0 %
				Jazz	0 (0)	0 (0)	0 (0)	0.0 %	0.0 %
				News/Talk	2 (1)	0 (0)	2 (1)	0.4 %	0.5 %
				Oldies	0 (0)	50 (1)	50 (1)	10.5 %	11.2 %
				Others/Unknown	0 (0)	0 (0)	0 (0)	0.0 %	0.0 %
				Religion/Gospel	0 (0)	0 (0)	0 (0)	0.0 %	0.0 %
				Soft AC	0 (0)	27 (1)	27 (1)	5.7 %	6.3 %
				Sports	4 (1)	0 (0)	4 (1)	0.8 %	1.2 %
				Standards/EZ	26 (4)	1 (1)	27 (5)	5.7 %	5.4 %
				Totals	72 (8)	404 (18)	476 (26)		

AM Stations

Station	Power	Frequency	Format	Company	City
WSAM	1400	1 kw	Standards	ABC	Saginaw
WSGW	790	5 kw/1 kw (DA-N)	Full Service/Talk	CBS, Westwd, AP	Saginaw

FM Stations

Station	Power	Frequency	Format	Company	City
WCEN	94.5	100 kw @ 981	Country	Westwd	Mt. Pleasant
WEEG	97.3	3 kw @ 328	Classic AOR	\$<20.00	Essexville
WGER	106.3	2.05 kw @ 380	Soft AC	\$30.00	Saginaw
WHNN	96.1	100 kw @ 1020	Oldies	Westwd, ABC	Bay City
WILZ	104.5	2.9 kw @ 413	Classic AOR	ABC	Saginaw
WIOG	102.5	86 kw @ 800	AC/CHR	ABC	Bay City
WKCQ	98.1	50 kw @ 493	Country	ABC	Saginaw
WKQZ	93.3	39.2 kw @ 554	AOR	Westwd, ABC	Midland
WTCF	100.5	3 kw @ 328	CHR	\$21.00	Carrollton
WTLZ	107.1	4.9 kw @ 397	Black	ABC	Saginaw
WYLZ	100.9	2.6 kw @ 500	Simul. WILZ-F	Allied	Pinconning

Notes: Other ranked stations -- See Flint . . . 5/00 WGER-F, WSGW and WTCF-F sold by Citadel to W&W (Wicks Group) for \$16,200,000 . . . 7/00 WCEN (900) and WCEN-F sold to W&W for \$6,000,000 . . . 8/00 WTCF-F changed from Dance CHR to Hot AC as "Mix 100"; it added Rick Dees' morning show

SAINT LOUIS

Arbitron Rank: 19 Pop (12+): 2,116,700	Stations: 28 / 28	Last Year's Revenue: \$128,500,000
MSA Rank: 17	Diaries: 3,356/ 631:1/ 53.8%	Household Income: \$50,611
MSA Pop: 2,580,000	Sample Target: 3,340	Total Retail Sales: \$25.7 Bil.
DMA: 20	% Below Line: 0.0	#1 Biller: KMOX \$25,000,000
Average Persons Rating: 16.0	% Not Listed: 10.1	#1 Billing Portfolio
Market TSL in Hours: 21.00	Pop per Station: 75,596	CBS/Infinity \$48,600,000

12+ Metro	Format	Spring 00 1/4 Share	Win 00	Fall 99	Sum 99	Spg 99	4-Book Avg.	12+ Metro Cume / Rtg.	Fall 99	Spg 99	12+ TSA AQH / Cume	Revenue Level		
1	KMOX	FS/T	407 / 12.0	10.3	10.5	12.6	13.1	11.4	5792 / 27.4	23.7	30.7	441 / 6380	K	KMOX
2	KEZK-F	SAC	245 / 7.2	7.4	6.5	7.1	7.3	7.1	3663 / 17.3	17.0	17.3	266 / 4044	I	KEZK-F
3	WIL-F	C	218 / 6.5	5.7	7.2	6.9	7.1	6.6	3107 / 14.7	16.1	16.5	252 / 3582	I	WIL-F
4	KATZ-F	B	200 / 5.9	4.8	5.2	3.9	4.5	5.0	2417 / 11.4	10.5	9.2	203 / 2453	D	KATZ-F
5	KSLZ-F	CHR	191 / 5.7	5.1	4.6	5.8	4.6	5.3	3872 / 18.3	16.5	15.8	225 / 4673	F	KSLZ-F
6	KMJM-F	B/AC	183 / 5.4	5.3	5.5	5.2	6.0	5.4	1943 / 9.2	9.6	10.9	183 / 1950	H	KMJM-F
7	KTRS	T	145 / 4.3	4.3	4.2	3.5	3.6	4.1	1962 / 9.3	10.6	9.2	167 / 2227	E	KTRS
8	WKXX-F	C	131 / 3.9	4.3	4.6	4.1	4.5	4.2	2422 / 11.4	11.5	12.5	147 / 2817	H	WKXX-F
9	KYKY-F	AC/CHR	128 / 3.8	4.7	4.9	4.5	4.4	4.5	2764 / 13.1	14.8	14.2	142 / 3066	I	KYKY-F
10	KLOU-F	O	124 / 3.7	4.6	4.0	3.9	4.5	4.0	3072 / 14.5	14.3	13.6	133 / 3338	G	KLOU-F
11	KSHE-F	AOR	121 / 3.6	3.1	2.9	3.8	3.0	3.3	2000 / 9.4	14.3	13.6	147 / 2520	H	KSHE-F
12	KPNT-F	AOR-NR	118 / 3.5	3.0	3.2	3.4	3.1	3.3	2525 / 11.9	11.6	11.5	142 / 3049	G	KPNT-F
13	KIHT-F	CL HITS	117 / 3.5	4.3	3.4	2.7	3.3	3.5	2348 / 11.1	9.8	10.6	135 / 2679	E	KIHT-F
14	WVRV-F	AC-NR	99 / 2.9	2.9	2.3	3.5	2.9	2.9	2542 / 12.0	11.1	11.3	101 / 2612	G	WVRV-F
15	WRTH	ST	87 / 2.6	2.4	2.4	1.5	2.4	2.2	993 / 4.7	4.9	5.0	89 / 1044	B	WRTH
16	KXOK-F	CL AOR	86 / 2.5	2.9	2.3	2.8	2.9	2.6	1511 / 7.1	7.2	8.4	106 / 1698	E	KXOK-F
17	WXTM-F	AOR-NR	85 / 2.5	2.3	3.0	2.6	2.2	2.6	1702 / 8.0	9.0	8.0	87 / 1762	D	WXTM-F
18	KFUO-F	CL	79 / 2.3	2.9	3.3	2.5	2.4	2.8	1484 / 7.0	8.9	6.9	82 / 1586	C	KFUO-F
19	KATZ	B/G	70 / 2.1	2.5	2.3	2.4	2.1	2.3	874 / 4.1	4.9	5.0	70 / 874	B	KATZ
20	KSD-F	AC/CHR	67 / 2.0	2.6	2.6	2.5	2.3	2.4	1997 / 9.4	13.0	9.1	70 / 2127	E	KSD-F
21	KFNS-AF	SPRTS	35 / 1.0	1.1	1.5	1.2	1.0	1.2	1046 / 4.9	4.7	4.3	36 / 1067	C	KFNS-AF
22	WESL	B/AC	33 / 1.0	0.8	0.5	0.5	0.8	0.7	357 / 1.7	1.1	1.7	33 / 357		WESL

12+ FM Share (Metro): 72.60% (2205 of 3037) (Spring 99: 72.76%)

Teens	18-34	18-49	25-49	25-54	35+	12+ AMD	12+ Mid	12+ PMD	12+ Eve	12+ Wknd
1 KSLZ-F <	1 KATZ-F	1 KMJM-F	1 KMJM-F	1 KEZK-F	1 KMOX >	1 KMOX >	1 KMOX	1 KMOX	1 KMOX >>	1 KMOX >
2 KATZ-F >>>	2 KSLZ-F <	2 KEZK-F	2 KEZK-F <	2 KMJM-F <	2 KEZK-F	2 KEZK-F <	2 KEZK-F	2 KEZK-F <	2 KATZ-F	2 WIL-F <
3 KPNT-F >>	3 KPNT-F <	2 KATZ-F <	3 WIL-F <	3 WIL-F <	3 WIL-F	3 WIL-F	3 WIL-F	3 KSLZ-F <	3 KMJM-F <	3 KATZ-F <
	4 KMJM-F	4 WIL-F <	4 KMOX <	4 KMOX	4 KTRS	4 WKXX-F <	4 KMJM-F <	4 KATZ-F <	4 KSLZ-F <	4 KSLZ-F <
	5 WXTM-F	5 KSLZ-F <	5 KIHT-F	5 KIHT-F <	5 KLOU-F <	5 KMJM-F	5 KSLZ-F <	5 KTRS <	5 KEZK-F >	5 KEZK-F <
	6 KSHE-F <	6 KSHE-F <	5 KSHE-F <	6 KYKY-F	6 KMJM-F	6 KTRS <	6 KTRS <	6 WIL-F	6 KPNT-F <	6 KMJM-F
	7 KYKY-F	7 KMOX <	7 KYKY-F	6 KSHE-F	7 WRTH	7 KYKY-F	7 KYKY-F	7 KPNT-F <	7 WIL-F <	7 KLOU-F
	7 KXOK-F <	8 KYKY-F <	8 WKXX-F <	8 KLOU-F <	8 KIHT-F	7 KATZ-F <	7 KATZ-F <	8 KMJM-F <	8 KSHE-F	8 KYKY-F
	9 WKXX-F	9 KIHT-F <	9 KSLZ-F <	9 WKXX-F	8 WKXX-F <	9 WXTM-F <	9 KIHT-F <	9 KYKY-F <	9 WVRV-F	8 KPNT-F <
	10 KEZK-F <	10 WKXX-F <	10 WVRV-F <	10 KSLZ-F <	10 KYKY-F <	10 KSLZ-F <	10 WKXX-F	10 KSHE-F <	9 KTRS	

Wom 18-24	Wom 18-34	Wom 25-34	Wom 18-49	Wom 25-54	Men 18-24	Men 18-34	Men 25-34	Men 18-49	Men 25-54	12+ Ovrnite
1 KATZ-F	1 KATZ-F <	1 KMJM-F	1 KEZK-F <	1 KEZK-F	1 WXTM-F <	1 WXTM-F <	1 KXOK-F	1 KSHE-F	1 KMOX	1 KMOX >>
2 KSLZ-F >	2 KSLZ-F	2 KYKY-F <	2 KMJM-F	2 KMJM-F >	2 KPNT-F <	2 KSHE-F	2 KSHE-F	2 KMOX	2 KSHE-F	2 WIL-F
3 KYKY-F <	3 KMJM-F	3 WKXX-F <	3 KSLZ-F <	3 WIL-F <	3 KATZ-F >	2 KXOK-F <	3 KIHT-F	3 KIHT-F <	3 KIHT-F <	3 KEZK-F <
4 KEZK-F	4 KYKY-F <	4 KEZK-F	4 KYKY-F <	4 KYKY-F	4 KSLZ-F <	4 KPNT-F <	4 WXTM-F <	4 KXOK-F <	4 WIL-F	4 KATZ-F
4 KMJM-F	5 WKXX-F <	4 KSLZ-F	5 WIL-F <	5 WKXX-F	5 KSHE-F	5 KATZ-F >	5 KPNT-F	5 KATZ-F <	5 KXOK-F <	5 KMJM-F
4 KPNT-F <	6 KEZK-F	6 WVRV-F	6 KATZ-F	5 KSLZ-F <	6 KMJM-F >	6 KIHT-F	6 KATZ-F <	6 WXTM-F <	6 KLOU-F <	6 KTRS
7 WKXX-F <	7 WVRV-F	7 KATZ-F <	7 WKXX-F	7 WVRV-F	6 KMJM-F <	7 KMOX <	7 KPNT-F <	7 KPNT-F <	7 KTRS	
	7 WIL-F	8 WIL-F	8 WVRV-F	8 KMOX <	8 KMOX	8 KMJM-F	8 WIL-F <	8 WIL-F <	8 KMJM-F <	
	7 KPNT-F >>		9 KIHT-F	9 KIHT-F	8 KSLZ-F >	8 KSD-F	9 KMJM-F	9 KATZ-F <	9 KEZK-F <	
			9 KPNT-F	9 KLOU-F <			10 KLOU-F	10 KLOU-F	10 WKXX-F <	
							10 KTRS <			

SAINT LOUIS

Other Rated Stations				Metro Share	Cume Rating	TSA AQH Cume		Format	Performance	AM	FM	Total	%	Yr. Ago		
KNSX-F	AOR-NR	93.3	Steelville, MO	0.4	0.8	13	204	AC	0	(0)	294	(3)	294	(3)	9.7 %	7.5 %
KSIV	REL	1320	Clayton, MO	0.4	1.4	12	300	AOR/Classic/NR	0	(0)	422	(5)	422	(5)	13.9 %	15.6 %
KWRE	C/O	730	Warrenton, MO	0.4	0.9	15	211	Black/Urban	33	(1)	383	(2)	416	(3)	13.7 %	12.6 %
WEW	ST	770	Saint Louis	0.4	1.2	16	281	CHR	0	(0)	191	(1)	191	(1)	6.3 %	5.1 %
WGNU	T	920	Granite City, IL	0.4	1.0	14	211	Classical	0	(0)	79	(1)	79	(1)	2.6 %	2.7 %
Consolidation Report				12+	25-54	Revenue		Country	15	(1)	349	(2)	364	(3)	12.0 %	13.8 %
Bonneville, pend.				15.9 %	16.2 %	19.7 %		Full Service	407	(1)	0	(0)	407	(1)	13.4 %	14.6 %
WIL-FM, WKKX-FM, WRTH-AM, WVRV-FM								Hispanic	0	(0)	0	(0)	0	(0)	0.0 %	0.0 %
CBS/Infinity				23.0 %	20.5 %	37.8 %		Jazz	0	(0)	0	(0)	0	(0)	0.0 %	0.0 %
KEZK-FM, KMOX-AM, KYKY-FM								News/Talk	159	(2)	0	(0)	159	(2)	5.2 %	4.6 %
Clear Channel				24.8 %	24.6 %	18.8 %		Oldies	0	(0)	241	(2)	241	(2)	7.9 %	8.7 %
KATZ-AM, KATZ-FM, KLOU-FM, KMJM-FM, KSD-FM, KSLZ-FM								Others/Unknown	0	(0)	0	(0)	0	(0)	0.0 %	0.0 %
Emmis				15.6 %	19.5 %	18.0 %		Religion/Gospel	82	(2)	0	(0)	82	(2)	2.7 %	2.3 %
KIHT-FM, KPNT-FM, KSHE-FM, KXOK-FM, WXTM-FM								Soft AC	0	(0)	245	(1)	245	(1)	8.1 %	8.2 %
				79.3 %	80.8 %	94.3 %		Sports	34	(1)	1	(1)	35	(2)	1.2 %	1.1 %
								Standards/EZ	102	(2)	0	(0)	102	(2)	3.4 %	3.1 %
								Totals	832	(10)	2205	(18)	3037	(28)		

AM Stations

Station	Power	Frequency	Format	Company	City
KATZ	1600	5 kw (DA-N)	Black Gospel	AURN	Saint Louis
KFNS	590	1 kw (DA-2)	Sports	ESPN, Westwd	Wood River, IL
KMOX	1120	50 kw	Talk/Full Svc.	CBS, AP	Saint Louis
KTRS	550	5 kw (DA-N)	Talk	ABC	Saint Louis
WESL	1490	1 kw	Black AC	AURN, Westwd	E. St. Louis, IL
WRTH	1430	5 kw (DA-2)	Standards	Westwd	Saint Louis

FM Stations

Station	Power	Frequency	Format	Company	City
KATZ	100.3	50 kw @ 492	Black	Eastman	Allton, IL
KEZK	102.5	100 kw @ 1026	Soft AC	CBS	Saint Louis
KFNS	100.7	6 kw @ 328	Simul. KFNS	Katz	Troy, MO
KFUO	99.1	100 kw @ 1026	Classical	CNN	Clayton, MO
KIHT	96.3	80 kw @ 1026	Classic Hits	Allied	Saint Louis
KLOU	103.3	100 kw @ 920	Oldies	CBS	Saint Louis
KMJM	104.9	7.8 kw @ 575	Black AC	Eastman	Columbia, IL
KPNT	105.7	100 kw @ 1375	AOR-New Rock	Mc-Guild	Ste. Genevieve, MO
KSD	93.7	100 kw @ 860	AC/CHR	Eastman	Saint Louis
KSHE	94.7	100 kw @ 1026	AOR	D&R	Crestwood, MO
KSLZ	107.7	100 kw @ 1026	CHR	Eastman	Saint Louis
KXOK	97.1	100 kw @ 560	Classic AOR	ABC	Florissant
KYKY	98.1	90 kw @ 1026	AC/CHR	CBS	Saint Louis
WIL	92.3	100 kw @ 984	Country	ABC	Saint Louis
WKKX	106.5	90 kw @ 1026	Country	D&R	Granite City, IL
WVRV	101.1	44 kw @ 525	Modern AC	Mc-Guild	E. St. Louis, IL
WXTM	104.1	39 kw @ 550	New Rock	D&R	Jerseyville, IL

Notes: 6/00 KSD-F added Black (Rhythmic) Oldies 5 pm-3 am; remains Hot AC other hours . . . 6/00 WIL-F, WKKX-F, WRTH and WVRV-F traded by Emmis to Bonneville for KZLA-F Los Angeles

SALISBURY-OCEAN CITY

Consolidation Report	12+	25-54	Revenue	Format Performance	AM	FM	Total	%	Yr. Ago
Clear Channel, pend. WJDY-AM, WLBW-FM, WLVW-FM, WOSC-FM, WQHQ-FM, WSBY-FM, WTGM-AM, WWFG-FM	31.1 %	36.6 %	38.9 %	AC	0 (0)	45 (4)	45 (4)	14.1 %	14.3 %
Delmarva WAFL-FM, WICO-AM, WICO-FM, WQJZ-FM, WXJN-FM	10.6 %	11.3 %	30.8 %	AOR/Classic/NR	0 (0)	51 (3)	51 (3)	15.9 %	13.6 %
Great Scott WGBG-FM, WJNE-FM, WJWL-AM, WJYN-FM, WKHW-FM, WOCO-FM, WRBG-FM, WZBH-FM	29.8 %	28.0 %	23.3 %	Black/Urban	0 (0)	67 (2)	67 (2)	20.9 %	14.0 %
				CHR	0 (0)	3 (1)	3 (1)	0.9 %	1.7 %
				Classical	0 (0)	0 (0)	0 (0)	0.0 %	0.0 %
				Country	0 (0)	61 (6)	61 (6)	19.1 %	23.3 %
				Full Service	0 (0)	0 (0)	0 (0)	0.0 %	0.0 %
				Hispanic	0 (0)	0 (0)	0 (0)	0.0 %	0.0 %
				Jazz	0 (0)	7 (1)	7 (1)	2.2 %	3.0 %
				News/Talk	7 (1)	12 (1)	19 (2)	5.9 %	6.0 %
				Oldies	0 (0)	33 (5)	33 (5)	10.3 %	12.3 %
				Others/Unknown	0 (0)	0 (0)	0 (0)	0.0 %	0.0 %
				Religion/Gospel	6 (2)	13 (3)	19 (5)	5.9 %	7.3 %
				Soft AC	0 (0)	0 (0)	0 (0)	0.0 %	0.0 %
				Sports	0 (0)	0 (0)	0 (0)	0.0 %	1.0 %
				Standards/EZ	15 (2)	0 (0)	15 (2)	4.7 %	3.7 %
				Totals	28 (5)	292 (26)	320 (31)		
	71.6 %	75.9 %	93.0 %						

AM Stations

Station	Freq	Power	Format	Company	Group	City
WJWL	900	10.5 kw/1.08 kw (DA-2)	Standards	Jones, USA	Great Scott	Georgetown, DE
WTGM	960	5 kw (DA-2)	Simul. WWFG-F		Allied	Salisbury

FM Stations

Station	Freq	Power	Format	Company	Group	City
WAFL	97.7	3 kw @ 328	AC/CHR	Eastman	Delmarva	Milford, DE
WGBG	98.5	6 kw @ 322	Simul. WRBG-F			Seaford, DE
WGMD	92.7	3 kw @ 300	Talk	ABC, AP, BNN	Interep	Rehoboth Beach, DE
WICO	94.3	3 kw @ 300	Country		Eastman	Salisbury
WJNE	95.3	6 kw @ 328	Modern AC	Jones	Great Scott	Laurel, DE
WJYN	103.5	1.45 kw @ 479	Simul. WJNE-F		Great Scott	Bethany Beach, DE
WLBW	92.1	6 kw @ 308	Simul. WLVW-F			Fenwick Island, DE
WLVW	105.5	2.1 kw @ 390	Oldies		Allied	Salisbury
WOCO	103.9	6 kw @ 328	Urban/CHR	ABC, Westwd	Allied	Berlin
WOLC	102.5	50 kw @ 500	Religion	USA	---	Princess Anne
WOSC	95.9	6 kw @ 299	AOR-NR		Allied	Bethany Beach, DE
WQHQ	104.7	33 kw @ 610	AC	Westwd	Banner	Salisbury
WRBG	101.7	3 kw @ 300	Classic Hits		---	Ocean View, DE
WSBY	98.9	6 kw @ 328	Black AC		Allied	Salisbury
WWFG	99.9	50 kw @ 315	Country	ABC	Allied	Ocean City, MD
WXJN	105.9	6 kw @ 341	Country		Eastman	Lewes, DE
WZBH	93.5	11 kw @ 485	AOR		---	Georgetown, DE

Notes: * WICO-F revenue level includes WXJN-F revenue . . . 3/00 WTGM (960; Salisbury) changed from Sports to simulcasting Country WWFG-F . . . 5/00 WAWR (1670; Salisbury; CP), WJDY (1470; Salisbury), WLBW-F, WLVW-F, WOSC-F, WQHQ-F, WSBY-F, WTGM and WWFG-F sold by Cumulus to Clear Channel as part of a \$111,000,000 (approx.) group transaction related to the AM/FM/Clear Channel divestitures to Cumulus . . . 8/00 WJNE-F changed from Modern AC to Black Oldies as WQJH-F ("Jammin' Hits"); WJYN-F remains Modern AC but adopted the WJNE-F calls

SALISBURY-OCEAN CITY

Consolidation Report	12+	25-54	Revenue	Format Performance	AM	FM	Total	%	Yr. Ago
Clear Channel, pend.	31.1 %	36.6 %	38.9 %	AC	0 (0)	45 (4)	45 (4)	14.1 %	14.3 %
WJDY-AM, WLBW-FM, WLWV-FM, WOSC-FM, WQHQ-FM, WSBY-FM, WTGM-AM, WWFG-FM				AOR/Classic/NR	0 (0)	51 (3)	51 (3)	15.9 %	13.6 %
Delmarva	10.6 %	11.3 %	30.8 %	Black/Urban	0 (0)	67 (2)	67 (2)	20.9 %	14.0 %
WAFL-FM, WICO-AM, WICO-FM, WQJZ-FM, WXJN-FM				CHR	0 (0)	3 (1)	3 (1)	0.9 %	1.7 %
Great Scott	29.8 %	28.0 %	23.3 %	Classical	0 (0)	0 (0)	0 (0)	0.0 %	0.0 %
WGBG-FM, WJNE-FM, WJWL-AM, WJYN-FM, WKHW-FM, WOCQ-FM, WRBG-FM, WZBH-FM				Country	0 (0)	61 (6)	61 (6)	19.1 %	23.3 %
				Full Service	0 (0)	0 (0)	0 (0)	0.0 %	0.0 %
	71.6 %	75.9 %	93.0 %	Hispanic	0 (0)	0 (0)	0 (0)	0.0 %	0.0 %
				Jazz	0 (0)	7 (1)	7 (1)	2.2 %	3.0 %
				News/Talk	7 (1)	12 (1)	19 (2)	5.9 %	6.0 %
				Oldies	0 (0)	33 (5)	33 (5)	10.3 %	12.3 %
				Others/Unknown	0 (0)	0 (0)	0 (0)	0.0 %	0.0 %
				Religion/Gospel	6 (2)	13 (3)	19 (5)	5.9 %	7.3 %
				Soft AC	0 (0)	0 (0)	0 (0)	0.0 %	0.0 %
				Sports	0 (0)	0 (0)	0 (0)	0.0 %	1.0 %
				Standards/EZ	15 (2)	0 (0)	15 (2)	4.7 %	3.7 %
				Totals	28 (5)	292 (26)	320 (31)		

AM Stations

WJWL	900	10.5 kw/1.08 kw (DA-2)	Standards	Jones, USA	--	Great Scott	Georgetown, DE
WTGM	960	5 kw (DA-2)	Simul. WWFG-F		Allied	Clr Chnl, pend.	Salisbury

FM Stations

WAFL	97.7	3 kw @ 328	AC/CHR		Eastman	Delmarva	Milford, DE
WGBG	98.5	6 kw @ 322	Simul. WRBG-F				Seaford, DE
WGMD	92.7	3 kw @ 300	Talk	ABC, AP, BNN	Interep		Rehoboth Beach, DE
WICO	94.3	3 kw @ 300	Country		Eastman	Delmarva	Salisbury
WJNE	95.3	6 kw @ 328	Modern AC	Jones	--	Great Scott	Laurel, DE
WJYN	103.5	1.45 kw @ 479	Simul. WJNE-F			Great Scott	Bethany Beach, DE
WLBW	92.1	6 kw @ 308	Simul. WLWV-F				Fenwick Island, DE
WLWV	105.5	2.1 kw @ 390	Oldies		Allied	Clr Chnl, pend.	Salisbury
WOCQ	103.9	6 kw @ 328	Urban/CHR	ABC, Westwd	Allied	Great Scott	Berlin
WOLC	102.5	50 kw @ 500	Religion	USA	---		Princess Anne
WOSC	95.9	6 kw @ 299	AOR-NR		Allied	Clr Chnl, pend.	Bethany Beach, DE
WQHQ	104.7	33 kw @ 610	AC	Westwd	Banner	Clr Chnl, pend.	Salisbury
WRBG	101.7	3 kw @ 300	Classic Hits		--	Great Scott	Ocean View, DE
WSBY	98.9	6 kw @ 328	Black AC		Allied	Clr Chnl, pend.	Salisbury
WWFG	99.9	50 kw @ 315	Country	ABC	Allied	Clr Chnl, pend.	Ocean City, MD
WXJN	105.9	6 kw @ 341	Country		Eastman	Delmarva	Lewes, DE
WZBH	93.5	11 kw @ 485	AOR		---	Great Scott	Georgetown, DE

Notes: * WICO-F revenue level includes WXJN-F revenue . . . 3/00 WTGM (960; Salisbury) changed from Sports to simulcasting Country WWFG-F . . . 5/00 WAWR (1670; Salisbury; CP), WJDY (1470; Salisbury), WLBW-F, WLWV-F, WOSC-F, WQHQ-F, WSBY-F, WTGM and WWFG-F sold by Cumulus to Clear Channel as part of a \$111,000,000 (approx.) group transaction related to the AMFM/Clear Channel divestitures to Cumulus . . . 8/00 WJNE-F changed from Modern AC to Black Oldies as WQJH-F ("Jammin' Hits"); WJYN-F remains Modern AC but adopted the WJNE-F calls

SALT LAKE CITY

Arbitron Rank: 35	Pop (12+): 1,256,700	Stations: 30 / 30	Last Year's Revenue: \$80,000,000
MSA Rank: 45		Diaries: 2,566/ 490:1/ 55.8%	Household Income: \$49,622
MSA Pop: 1,640,000		Sample Target: 2,350	Total Retail Sales: \$15.2 Bil.
DMA: 29		% Below Line: 0.0	#1 Biller: KSL \$9,650,000
Average Persons Rating: 13.4		% Not Listed: 11.2	#1 Billing Portfolio
Market TSL in Hours: 17.75		Pop per Station: 41,890	Clear Channel, pend. \$18,452,000

12+ Metro	Format	Spring 00 1/4 Share	Win 00	Fall 99	Sum 99	Spg 99	4-Book Avg.	12+ Metro Cume / Rtg.	Fall 99	Spg 99	12+ TSA AQH / Cume	Revenue Level	
1	KSFI-F	117 / 6.9	6.9	6.8	7.2	5.8	7.0	2279 / 18.1	18.2	15.3	134 / 2599	H	KSFI-F
2	KSL	114 / 6.8	4.4	7.1	6.1	5.1	6.1	2338 / 18.6	18.9	16.7	129 / 2631	H	KSL
3	KZHT-F	86 / 5.1	5.7	5.8	5.3	6.0	5.5	2245 / 17.9	19.1	19.2	92 / 2429	E	KZHT-F
4	KBER-F	80 / 4.8	3.9	4.1	4.0	3.4	4.2	1485 / 11.8	11.4	11.1	90 / 1711	D	KBER-F
5	KUBL-F	79 / 4.7	4.2	4.5	5.1	4.7	4.6	1736 / 13.8	12.5	12.7	82 / 1824	E	KUBL-F
6	KXRK-F	AOR-NR	77 / 4.6	4.5	3.9	4.0	4.8	1758 / 14.0	13.1	14.1	82 / 1888	E	KXRK-F
7	KODJ-F	O	74 / 4.4	4.4	4.1	4.1	4.2	1516 / 12.1	10.6	11.9	83 / 1667	F	KODJ-F
8	KRSP-F	CL AOR	72 / 4.3	3.9	4.0	3.6	2.9	1482 / 11.8	10.9	11.9	81 / 1662	E	KRSP-F
9	KUUU-F	CHRU	66 / 3.9	3.4	3.1	3.3	3.9	1274 / 10.1	9.2	10.1	67 / 1318	B	KUUU-F
10	KSOP-AF	C	64 / 3.8	3.8	3.4	4.1	3.7	1272 / 10.1	9.7	10.2	81 / 1548	F	KSOP-AF
11	KOMB-F	AC-NR	57 / 3.4	4.0	3.4	4.2	3.1	1923 / 15.3	14.4	15.4	64 / 2159	D	KOMB-F
12	KURR-F	CL AOR	54 / 3.2	4.2	3.1	3.4	3.1	874 / 7.0	7.3	7.0	63 / 1010	E	KURR-F
13	KENZ-F	AOR-NR	53 / 3.1	2.9	3.5	4.4	4.6	1501 / 11.9	11.1	12.3	54 / 1556	F	KENZ-F
14	KISN-F	CHR/AC	52 / 3.1	4.1	4.4	2.8	3.6	1597 / 12.7	13.0	13.1	69 / 1940	E	KISN-F
15	KKAT-F	C	51 / 3.0	4.6	3.5	3.6	4.3	1356 / 10.8	9.4	11.2	59 / 1561	D	KKAT-F
16	KBEE-F	AC/CHR	50 / 3.0	3.7	2.7	3.0	3.1	1585 / 12.6	11.4	12.2	56 / 1779	E	KBEE-F
16	KBZN-F	J	50 / 3.0	2.5	2.8	2.1	2.0	883 / 7.0	6.3	6.4	54 / 1032	C	KBZN-F
18	KNRS	N/T	46 / 2.7	2.5	2.7	3.3	3.4	834 / 6.6	6.9	7.0	49 / 882	D	KNRS
19	KCPX-F	CL HITS	45 / 2.7	2.1	2.0	3.0	3.3	985 / 7.8	6.4	8.2	46 / 1035	C	KCPX-F
20	KOSY-F	SAC	39 / 2.3	0.3	3.9	2.4	3.3	1086 / 8.6	11.2	8.9	41 / 1158	C	KOSY-F
21	KDYL	ST	38 / 2.3	2.6	3.2	2.6	2.4	654 / 5.2	5.4	5.8	39 / 683	B	KDYL
22	KWLW	C/O	34 / 2.0	2.1	1.3	1.5	1.3	429 / 3.4	2.7	3.6	37 / 523	A	KWLW
23	KFNZ	SPRTS	33 / 2.0	2.3	1.9	1.4	2.7	921 / 7.3	6.7	10.5	33 / 980	D	KFNZ
24	KALL	T	25 / 1.5	1.6	2.2	2.3	2.3	588 / 4.7	5.9	6.6	27 / 636	C	KALL

12+ FM Share (Metro): 78.54% (1175 of 1496) (Spring 99: 77.17%)

Teens	18-34	18-49	25-49	25-54	35+	12+ AMD	12+ Mid	12+ PMD	12+ Eve	12+ Wknd
1 KUUU-F	1 KXRK-F <	1 KSFI-F	1 KSFI-F <	1 KSFI-F	1 KSL	1 KSL >	1 KSFI-F	1 KSFI-F	1 KZHT-F <	1 KSL
2 KZHT-F >	2 KBER-F	2 KRSP-F <	2 KRSP-F	2 KRSP-F <	2 KSFI-F	2 KSFI-F	2 KSL >	2 KSL <	2 KBER-F	2 KSFI-F <
3 KXRK-F	3 KZHT-F <	3 KBER-F <	3 KURR-F <	3 KODJ-F <	3 KODJ-F	3 KBER-F	3 KNRS	3 KZHT-F <	2 KUUU-F	3 KZHT-F <
4 KBER-F >	4 KENZ-F <	4 KUBL-F <	4 KBER-F <	4 KSL	4 KSOP-AF <	4 KXRK-F <	3 KRSP-F <	4 KUBL-F <	4 KSFI-F	4 KODJ-F <
5 KUBL-F	5 KUBL-F <	5 KXRK-F <	5 KSL <	5 KUBL-F <	5 KRSP-F <	5 KUBL-F	5 KZHT-F <	5 KRSP-F <	5 KXRK-F <	5 KUBL-F <
5 KOMB-F	6 KSFI-F <	6 KZHT-F <	6 KUBL-F	6 KURR-F	6 KBZN-F <	5 KZHT-F <	6 KODJ-F	6 KXRK-F <	6 KUBL-F <	6 KXRK-F <
	7 KURR-F <	7 KURR-F <	6 KCPX-F <	6 KBER-F <	7 KNRS	7 KRSP-F <	6 KUBL-F <	7 KBER-F <	7 KBZN-F <	7 KUUU-F
	8 KOMB-F <	8 KENZ-F <	8 KODJ-F <	8 KCPX-F <	8 KDYL <	8 KODJ-F <	8 KXRK-F <	8 KODJ-F <	8 KODJ-F	8 KBER-F <
	9 KBEE-F	9 KOMB-F <	9 KENZ-F	9 KSOP-AF	9 KCPX-F <	9 KENZ-F <	9 KBER-F	9 KOMB-F	9 KSL <	9 KSOP-AF <
	10 KUUU-F <	10 KSL <	10 KSOP-AF	10 KENZ-F <	10 KUBL-F <	10 KURR-F	9 KSOP-AF	10 KUUU-F		10 KRSP-F <
			10 KBEE-F <			10 KSOP-AF <		10 KSOP-AF <		

Wom 18-24	Wom 18-34	Wom 25-34	Wom 18-49	Wom 25-54	Men 18-24	Men 18-34	Men 25-34	Men 18-49	Men 25-54	12+ Ovrnite
1 KZHT-F <	1 KUBL-F <	1 KBEE-F	1 KSFI-F	1 KSFI-F	1 KXRK-F	1 KBER-F	1 KBER-F	1 KBER-F	1 KRSP-F	1 KBER-F
2 KSFI-F <	2 KBEE-F	2 KISN-F	2 KUBL-F	2 KUBL-F	1 KBER-F	2 KXRK-F	2 KURR-F	2 KRSP-F	2 KURR-F	2 KSL <
3 KUBL-F	2 KSFI-F	2 KENZ-F	3 KZHT-F <	3 KSOP-AF <	3 KUUU-F	3 KURR-F	3 KXRK-F	3 KXRK-F	2 KBER-F <	3 KXRK-F
4 KOMB-F	2 KZHT-F <	4 KUBL-F	4 KISN-F	4 KBEE-F	4 KZHT-F >	4 KENZ-F	4 KENZ-F	3 KURR-F >	4 KODJ-F <	4 KNRS
5 KXRK-F	5 KOMB-F	4 KOMB-F	4 KBEE-F <	4 KSL	5 KRSP-F	4 KRSP-F <	5 KRSP-F	5 KSFI-F <	5 KSFI-F	4 KUBL-F <
6 KUUU-F	6 KENZ-F	6 KSFI-F	6 KOMB-F <	4 KISN-F <	6 KURR-F	6 KZHT-F <	6 KSVN	6 KENZ-F <	6 KSL	6 KODJ-F
7 KBEE-F	6 KISN-F	7 KZHT-F	7 KKAT-F <	7 KKAT-F <	6 KUBL-F	7 KUUU-F	6 KSFI-F	7 KSL	7 KCPX-F <	7 KRSP-F
7 KENZ-F	8 KXRK-F <	8 KKAT-F >	8 KENZ-F	8 KODJ-F <	6 KSOP-AF	8 KUBL-F <	8 KUBL-F	8 KZHT-F	8 KXRK-F	7 KSFI-F <
7 KISN-F	9 KKAT-F		8 KSOP-AF	9 KBZN-F <	6 KOMB-F	9 KOMB-F	8 KSL	8 KODJ-F	9 KENZ-F <	9 KZHT-F
	10 KUUU-F		10 KODJ-F		6 KENZ-F	9 KSFI-F		8 KCPX-F <	10 KFNZ <	9 KSOP-AF
			10 KRSP-F							

SALT LAKE CITY

Other Rated Stations				Metro Share	Cume Rating	TSA AQH Cume		Format	Performance	AM	FM	Total	%	Yr. Ago		
KFVR-F	B/O	107.9	Roy	0.8	2.4	14	338	AC	0	(0)	107	(2)	107	(2)	7.2 %	6.8 %
KLO	ST	1430	Ogden	0.9	1.9	15	254	AOR/Classic/NR	0	(0)	336	(5)	336	(5)	22.5 %	21.4 %
KSVN	SP	730	Ogden	0.8	1.0	16	135	Black/Urban	0	(0)	13	(1)	13	(1)	0.9 %	0.0 %
Consolidation Report				12+	25-54	Revenue		CHR	0	(0)	203	(4)	203	(4)	13.6 %	15.0 %
Citadel				17.6 %	19.2 %	22.1 %		Classical	0	(0)	0	(0)	0	(0)	0.0 %	0.0 %
KBEE-AM, KBEE-FM, KBER-FM, KENZ-FM, KFVZ-AM, KUBL-FM, KWUN-AM								Country	36	(2)	192	(3)	228	(5)	15.2 %	15.6 %
Clear Channel, pend.				25.0 %	25.3 %	38.8 %		Full Service	114	(1)	0	(0)	114	(1)	7.6 %	5.7 %
KALL-AM, KISN-FM, KKAT-FM, KNRS-AM, KODJ-FM, KURR-FM, KWLW-AM, KZHT-FM								Hispanic	14	(1)	0	(0)	14	(1)	0.9 %	2.3 %
MagMile				4.6 %	2.4 %			Jazz	0	(0)	50	(1)	50	(1)	3.3 %	2.3 %
KFVR-FM, KTCE-FM, KUUU-FM, KYKN-FM								News/Talk	71	(2)	0	(0)	71	(2)	4.7 %	7.1 %
Mercury Radio				5.0 %	6.9 %	3.3 %		Oldies	0	(0)	119	(2)	119	(2)	8.0 %	8.2 %
KCPX-FM, KOSY-FM, KRAR-FM								Others/Unknown	0	(0)	0	(0)	0	(0)	0.0 %	0.0 %
Simmons				21.5 %	20.5 %	22.3 %		Religion/Gospel	0	(0)	0	(0)	0	(0)	0.0 %	0.0 %
KDYL-AM, KQMB-FM, KRSP-FM, KSFI-FM, KXRK-FM								Soft AC	0	(0)	155	(3)	155	(3)	10.4 %	9.5 %
				73.7 %	74.3 %	86.5 %		Sports	33	(1)	0	(0)	33	(1)	2.2 %	3.0 %
								Standards/EZ	53	(2)	0	(0)	53	(2)	3.5 %	3.1 %
								Totals	321	(9)	1175	(21)	1496	(30)		

AM Stations

Station	Power	Time	Format	Station	Power	Time	Format	Station	Power	Time	Format
KALL	910	5 kw/1 kw (DA-2)	Talk	Westwd, ABC	\$49.00	Eastman	Clear Channel	Salt Lake City			
KDYL	1280	10 kw/0.6 kw (DA-2)	Standards	CNN, Westwd	\$27.00	Katz	Simmons	Salt Lake City			
KFNZ	1320	5 kw (DA-1)	Sports	1-On-1, CNN, WWI	\$ NA	Mc-Guild	Citadel	Salt Lake City			
KNRS	570	5 kw (DA-1)	News/Talk	ABC	\$ NA	Eastman	Clear Channel	Salt Lake City			
KSL	1160	50 kw	Full Service	CBS, ABC	\$121.00	Sentry	Bonneville	Salt Lake City			
KSOP	1370	5 kw/0.5 kw (DA-N)	Simul. KSOP-F					S. Salt Lake City			
KWLW	700	50 kw/1 kw (DA-2)	Classic Country		\$ NA	Eastman	Clear Channel	N. Salt Lake City			

FM Stations

Station	Power	Time	Format	Station	Power	Time	Format	Station	Power	Time	Format
KBEE	98.7	40 kw @ 2933	AC/CHR		\$60.00	Mc-Guild	Citadel	Salt Lake City			
KBER	101.1	26.3 kw @ 3740	AOR	ABC	\$51.00	Mc-Guild	Citadel	Ogden			
KBZ	97.9	26.3 kw @ 3740	Jazz		\$35.00	D&R	KLO	Ogden			
KCPX	105.7	7.3 kw @ 3661	Classic Hits		\$40.00	Christal	Mercury, pend.	Centerville			
KENZ	107.5	45 kw @ 2850	AOR-New Rock		\$30.00	Allied	Citadel	Orem			
KISN	97.1	30 kw @ 3652	CHR/AC		\$71.00	Christal	Cir Chnl, pend.	Salt Lake City			
KKAT	101.9	26.3 kw @ 3740	Country		\$86.00	Eastman	Clear Channel	Ogden			
KODJ	94.1	40 kw @ 3063	Oldies		\$65.00	Eastman	Clear Channel	Salt Lake City			
KOSY	106.5	7.5 kw @ 2709	Soft AC		\$ NA	Christal	Mercury, pend.	Spanish Fork			
KQMB	102.7	47 kw @ 2699	Modern AC		\$<20.00	Katz	Simmons	Midvale			
KRAR	106.9	67.5 kw @ 2369	Simul. KOSY-F					Brigham City			
KRSP	103.5	27.5 kw @ 3630	Classic AOR		\$95.00	Katz	Simmons	Salt Lake City			
KSFI	100.3	26.3 kw @ 3740	Soft AC		\$155.00	Katz	Simmons	Salt Lake City			
KSOP	104.3	25.1 kw @ 3640	Country		\$78.00	Allied		Salt Lake City			
KTCE	92.3	0.58 kw @ 2162	Simul. KUUU-F					Payson			
KUBL	93.3	26.3 kw @ 3740	Country	ABC	\$60.00	Mc-Guild	Citadel	Salt Lake City			
KURR	99.5	40 kw @ 2953	Classic AOR		\$36.00	Eastman	Clear Channel	Bountiful			
KUUU	92.1	6.5 kw @ 653	Dance CHR	CNN, Westwd	\$ NA	Allied	MagMile	Tooele			
KXRK	96.3	38 kw @ 2952	AOR-New Rock		\$50.00	Katz	Simmons	Provo			
KZHT	94.9	48 kw @ 2799	CHR		\$34.00	Eastman	Clear Channel	Provo			

Notes: 5/00 KISN-F sold by Trumper to Clear Channel for an estimated \$39,500,000; and KCPX-F, KOSY-F and KRAR-F sold by Trumper to Mercury for an estimated \$26,000,000, for a total price of \$65,500,000 . . . 9/00 KLO (1430; Ogden) changed from Standards to Talk

SAN ANTONIO

Arbitron Rank: 32 Pop (12+): 1,352,400	Stations: 35 / 33	Last Year's Revenue: \$80,600,000
MSA Rank: 34	Diaries: 2,779/ 487:1/ 49.7%	Household Income: \$38,829
MSA Pop: 1,570,000	Sample Target: 2,680	Total Retail Sales: \$15.6 Bil.
DMA: 36	% Below Line: 0.8	#1 Biller: KXTN-AF \$8,400,000
Average Persons Rating: 15.6	% Not Listed: 10.8	#1 Billing Portfolio
Market TSL in Hours: 20.75	Pop per Station: 40,982	Cox Radio \$23,919,000

12+ Metro	Format	Spring 00 1/4 Share	Win 00	Fall 99	Sum 99	Spq 99	4-Book Avg.	12+ Metro Cume / Rtq.	Fall 99	Spq 99	12+ TSA AQH / Cume	Revenue Level		
1	KTFM-F	CHR/JU	213 / 10.1	9.9	9.8	9.7	11.3	9.9	3459 / 25.6	23.8	27.3	229 / 3777	H	KTFM-F
2	KISS-F	AOR	159 / 7.5	7.7	8.1	7.6	7.5	7.7	2489 / 18.4	18.6	17.7	168 / 2690	G	KISS-F
3	KXXM-F	CHR	146 / 6.9	6.7	7.6	6.8	7.6	7.0	2878 / 21.3	23.1	22.1	153 / 3071	F	KXXM-F
4	KXTN-F	SP-TJ	118 / 5.6	5.2	6.8	5.7	6.4	5.8	1658 / 12.3	13.9	14.4	148 / 2031	H	KXTN-F
5	KZEP-F	CL AOR	117 / 5.5	5.0	6.7	5.9	6.3	5.8	1612 / 11.9	15.0	13.9	123 / 1678	H	KZEP-F
6	KONO-F	O	103 / 4.9	4.9	4.2	4.5	4.7	4.6	1903 / 14.1	13.4	15.1	109 / 2013	F*	KONO-F
7	KAJA-F	C	99 / 4.7	5.0	4.4	5.3	3.9	4.8	1820 / 13.5	12.3	12.1	105 / 1954	G	KAJA-F
8	KCYY-F	C	92 / 4.4	4.8	4.6	5.2	4.4	4.7	1811 / 13.4	13.2	12.7	97 / 1942	F	KCYY-F
9	WOAI	N/T	88 / 4.2	4.0	3.7	3.6	3.9	3.9	1731 / 12.8	11.2	13.0	113 / 2120	F	WOAI
10	KTSA	T	87 / 4.1	3.4	3.3	3.5	3.7	3.6	1111 / 8.2	7.5	7.5	97 / 1317	G	KTSA
11	KSMG-F	AC	83 / 3.9	4.6	4.3	3.7	4.6	4.1	1852 / 13.7	13.7	15.2	91 / 2045	G	KSMG-F
12	KOXT-F	SAC	71 / 3.4	4.1	3.7	4.2	3.2	3.8	1271 / 9.4	9.8	8.5	72 / 1319	E	KOXT-F
13	KLEY-F	SP-R	63 / 3.0	2.9	2.6	1.9	2.5	2.6	947 / 7.0	6.1	6.9	64 / 973	D	KLEY-F
14	KCJZ-F	B/O	61 / 2.9	3.0	3.6	4.7	2.2	3.5	1089 / 8.1	9.4	6.6	62 / 1129	C	KCJZ-F
15	KROM-F	SP	57 / 2.7	3.3	3.1	3.7	2.8	3.2	1061 / 7.8	7.1	6.6	60 / 1126	F	KROM-F
16	KLUP	ST	50 / 2.4	1.7	1.6	2.4	2.6	2.0	578 / 4.3	4.0	5.0	51 / 599	B	KLUP
17	KCOR	SP	32 / 1.5	2.1	0.8	1.6	0.8	1.5	409 / 3.0	3.1	2.8	32 / 409	C	KCOR
18	KKYX	C/O	30 / 1.4	1.9	1.6	2.0	1.6	1.7	466 / 3.4	3.9	3.8	49 / 672	B	KKYX
18	KSJL-AF	B	30 / 1.4	1.6	1.8	1.6	2.1	1.6	442 / 3.3	3.3	3.5	30 / 455	B	KSJL-AF
20	KEDA	SP	23 / 1.1	1.1	0.9	0.8	1.5	1.0	249 / 1.8	2.4	2.1	23 / 249	A	KEDA

12+ FM Share (Metro): 76.67% (1446 of 1886) (Spring 99: 77.49%)

Teens	18-34	18-49	25-49	25-54	35+	12+ AMD	12+ Mid	12+ PMD	12+ Eve	12+ Wknd
1 KTFM-F >>	1 KTFM-F <	1 KTFM-F <	1 KZEP-F	1 KZEP-F	1 KXTN-F	1 KTFM-F	1 KTFM-F	1 KTFM-F	1 KTFM-F >	1 KTFM-F
2 KXXM-F >	2 KISS-F	2 KISS-F	2 KTFM-F <	2 KTFM-F <	2 KONO-F <	2 KISS-F	2 KISS-F <	2 KISS-F <	2 KXXM-F	2 KXXM-F
3 KISS-F >>>	3 KXXM-F >>	3 KZEP-F	3 KISS-F	3 KISS-F	3 KZEP-F <	3 KXXM-F	3 WOAI	3 KXXM-F	3 KISS-F	3 KISS-F <
4 KSMG-F <	4 KXXM-F	4 KXXM-F <	4 KXTN-F <	4 KXTN-F <	4 WOAI <	4 KXTN-F	4 KZEP-F <	4 KZEP-F	4 KXTN-F	4 KXTN-F
5 KCYY-F	5 KSMG-F	5 KSMG-F <	5 KXXM-F <	5 KXXM-F <	5 KTSA	5 KZEP-F	5 KXXM-F <	5 KXTN-F <	5 KZEP-F <	5 KAJA-F
5 KZEP-F	6 KAJA-F <	6 KXTN-F <	6 KAJA-F <	6 KAJA-F <	6 KAJA-F <	5 KAJA-F <	6 KONO-F	6 KAJA-F <	6 KLEY-F <	6 KONO-F
7 KAJA-F	7 KCYY-F	7 KAJA-F	7 KSMG-F <	7 KOXT-F <	7 KTSA <	7 KTSA <	7 KXTN-F <	7 KCYY-F <	7 KOXT-F <	6 KZEP-F
8 KLEY-F <	7 KXTN-F	8 KCYY-F <	8 KONO-F	8 KTFM-F <	8 WOAI <	8 WOAI <	8 KSMG-F <	8 KSMG-F <	8 KONO-F <	8 KCYY-F <
9 KCJZ-F	9 KONO-F	9 KONO-F	9 KCYY-F	9 KCYY-F <	9 KCYY-F	9 KCYY-F	9 KCYY-F	9 KONO-F <	9 KAJA-F <	9 KTSA
9 KROM-F <	10 KCJZ-F	10 KCJZ-F	10 KCJZ-F <	10 KLUP	9 KONO-F <	10 KOXT-F	10 KTSA	10 KTSA	10 KTSA	10 KLEY-F <
							10 KAJA-F <			

Wom 18-24	Wom 18-34	Wom 25-34	Wom 18-49	Wom 25-54	Men 18-24	Men 18-34	Men 25-34	Men 18-49	Men 25-54	12+ Ovrnite
1 KTFM-F	1 KXXM-F <	1 KXXM-F	1 KTFM-F <	1 KXXM-F	1 KISS-F	1 KISS-F	1 KISS-F >	1 KISS-F	1 KZEP-F	1 KTFM-F
2 KXXM-F	2 KTFM-F >	2 KTFM-F	2 KXXM-F >	1 KTFM-F <	2 KTFM-F >>	2 KTFM-F >	2 KTFM-F >	2 KZEP-F	2 KISS-F	2 KXXM-F >
3 KISS-F >>	3 KISS-F	3 KSMG-F <	3 KSMG-F <	3 KXTN-F <	3 KXXM-F	3 KZEP-F	3 KZEP-F	3 KTFM-F >	3 KTFM-F >	3 KCJZ-F
4 KCYY-F	4 KCYY-F	4 KCYY-F <	4 KCYY-F	4 KSMG-F <	4 KZEP-F	3 KXXM-F >>	4 KXXM-F >	4 KXXM-F	4 KXTN-F <	3 KISS-F
4 KSMG-F	4 KSMG-F	5 KISS-F	4 KISS-F	5 KCYY-F <	5 KLEY-F >	5 KAJA-F	5 KSMG-F <	5 KSMG-F <	5 KONO-F	5 KXTN-F <
6 KAJA-F	6 KAJA-F <	6 KXTN-F <	6 KAJA-F <	6 KAJA-F <	5 KSMG-F	6 KAJA-F	6 KAJA-F	6 KAJA-F	5 KTSA	6 WOAI <
7 KCJZ-F	7 KROM-F <	7 KAJA-F	7 KONO-F <	7 KONO-F <	5 KCYY-F	7 KCYY-F	7 KTSA <	7 KTSA <	5 KAJA-F	7 KSMG-F
8 KOXT-F	8 KXTN-F	8 KONO-F	8 KOXT-F	8 KOXT-F		8 WOAI	8 KXTN-F	8 WOAI	8 WOAI	7 KLUP
8 KROM-F <	9 KCJZ-F	8 KZEP-F <	8 KZEP-F	8 KZEP-F			8 KLEY-F <	8 KSMG-F <	8 KSMG-F <	9 KTSA <
		10 KOXT-F <	10 KCJZ-F <				10 KONO-F <	10 KXXM-F	10 KONO-F <	10 KONO-F <

SAN ANTONIO

Other Rated Stations				Metro Share	Cume Rating	TSA AQH Cume
KBUC-F	C	98.3	Pleasanton	0.5	1.3	10 180
KCHL	B/G	1480	San Antonio	0.4	1.2	9 162
KDRY	REL	1100	Alamo Heights	0.4	1.6	8 227
KENS	N	1160	San Antonio	0.5	2.2	11 313
KGNB	T	1420	New Braunfels	0.3	0.9	8 133
KNBT-F	C	92.1	New Braunfels	0.5	0.9	10 132
KONO	O	860	San Antonio	0.9	2.9	22 416
KRNH-F	C	95.1	Comfort	0.5	1.2	21 309
KSAH	SP-C	720	Universal City	0.9	1.7	20 260
KSLR	REL	630	San Antonio	0.6	2.6	12 386
KTKR	SPRTS	760	San Antonio	0.6	2.2	15 338
KZDC	SP-NT	1250	San Antonio	0.9	1.6	20 219

Consolidation Report	12+	25-54	Revenue
Clear Channel	20.6 %	20.5 %	23.7 %
KAJA-FM, KQXT-FM, KSJL-FM, KTKR-AM, KXXM-FM, WOAI-AM			
Cox Radio	25.9 %	28.2 %	29.7 %
KCJZ-FM, KCYY-FM, KISS-FM, KKYX-AM, KONO-AM, KONO-FM, KSMG-FM			
Hispanic	10.8 %	11.6 %	16.9 %
KBUC-FM, KCOR-AM, KRNH-FM, KROM-FM, KXTN-AM, KXTN-FM			
	57.3 %	60.3 %	70.3 %

Other Rated Stations--Outside Market				Metro Share	Cume Rating	TSA AQH Cume
KEYI-F	O	103.5	San Marcos	0.4	1.8	27 525
KROX-F	AOR-NR	101.5	Giddings	0.4	1.2	16 381

Format Performance	AM	FM	Total	%	Yr. Ago
AC	0 (0)	83 (1)	83 (1)	4.4 %	5.4 %
AOR/Classic/NR	0 (0)	284 (3)	284 (3)	15.1 %	15.6 %
Black/Urban	14 (1)	77 (2)	91 (3)	4.8 %	2.3 %
CHR	0 (0)	359 (2)	359 (2)	19.0 %	20.8 %
Classical	0 (0)	0 (0)	0 (0)	0.0 %	0.0 %
Country	30 (1)	222 (5)	252 (6)	13.4 %	12.3 %
Full Service	0 (0)	0 (0)	0 (0)	0.0 %	0.0 %
Hispanic	93 (4)	238 (3)	331 (7)	17.6 %	17.5 %
Jazz	0 (0)	0 (0)	0 (0)	0.0 %	2.4 %
News/Talk	192 (4)	0 (0)	192 (4)	10.2 %	8.8 %
Oldies	19 (1)	112 (2)	131 (3)	6.9 %	6.5 %
Others/Unknown	0 (0)	0 (0)	0 (0)	0.0 %	0.0 %
Religion/Gospel	29 (3)	0 (0)	29 (3)	1.5 %	1.2 %
Soft AC	0 (0)	71 (1)	71 (1)	3.8 %	3.5 %
Sports	13 (1)	0 (0)	13 (1)	0.7 %	0.9 %
Standards/EZ	50 (1)	0 (0)	50 (1)	2.7 %	2.8 %
Totals	440 (16)	1446 (19)	1886 (35)		

AM Stations

Station	Power	Format	Revenue	Owner	City	
KCOR	1350	5 kw (DA-N)	Hispanic	\$32.00	Katz Hisp. Hispanic	San Antonio
KEDA	1540	5 kw/1 kw (DA-2)	Hispanic	\$ NA	Caballero Davila	San Antonio
KKYX	680	50 kw/10 kw (DA-N)	Classic Country	Westwd \$30.00	Katz Cox Radio	San Antonio
KLUP	930	5 kw/1 kw (DA-N)	Standards	\$24.00	Christal Salem, pend.	Terrill Hills
KSJL	810	0.25 kw (DA-2)	Simul. KSJL-F			Somerset
KTSA	550	5 kw (DA-N)	Talk	ABC \$61.00	Eastman CBS/Infinity	San Antonio
WOAI	1200	50 kw	News/Talk	ABC, ESPN \$87.00	Clr Chnl Clear Channel	San Antonio

FM Stations

Station	Power	Format	Revenue	Owner	City	
KAJA	97.3	100 kw @ 984	Country	\$85.00	Clr Chnl Clear Channel	San Antonio
KCJZ	106.7	100 kw @ 1016	Black Oldies	\$45.00	Katz Cox Radio	Terrell Hills
KCYY	100.3	100 kw @ 984	Country	\$131.00	Katz Cox Radio	San Antonio
KISS	99.5	100 kw @ 1111	AOR	\$110.00	Christal Cox Radio	San Antonio
KLEY	94.1	22 kw @ 696	Hispanic	\$34.00	Caballero SBS	Floresville
KONO	101.1	100 kw @ 1368	Oldies	Westwd \$54.00	Katz Cox Radio	Helotes
KQXT	101.9	100 kw @ 672	Soft AC	\$87.00	Clr Chnl Clear Channel	San Antonio
KROM	92.9	100 kw @ 1016	Hispanic	\$39.00	Katz Hisp. Hispanic	San Antonio
KSJL	92.5	50 kw @ 492	Urban	ABC \$35.00	Clr Chnl Clear Channel	Devine
KSMG	105.3	100 kw @ 1250	AC	\$83.00	Christal Cox Radio	Seguin
KTFM	102.7	100 kw @ 672	CHR/Urban	\$105.00	Christal CBS/Infinity	San Antonio
KXTN	107.5	100 kw @ 1470	Hispanic-Tejano	\$156.00	Katz Hisp. Hispanic	San Antonio
KXXM	96.1	100 kw @ 597	CHR	\$ NA	Clr Chnl Clear Channel	San Antonio
KZEP	104.5	100 kw @ 660	Classic AOR	\$71.00	D&R Lotus	San Antonio

Notes: * KONO-F revenue level includes revenue of simulcast KONO . . . 3/00 KTSA/KTFM sold by Waterman to CBS/Infinity for \$90,000,000 in Infinity stock . . . 4/00 KZDC (1250) sold by Lotus to Radio Unica for \$1,825,000 . . . 5/00 KSAH (720) sold by Rodriguez to Spanish Broadcasting System as part of a \$165,200,000 group transaction . . . 5/00 KBUC-F (98.3; Pleasanton) and KRNH-F (95.1; Comfort) sold to Hispanic Broadcasting for \$45,000,000 (Barger) . . . 6/00 KLUP traded by Cox (along with stations in Atlanta and Tampa) to Salem for KKHT-F Houston

SAN DIEGO

Arbitron Rank: 15	Pop (12+): 2,399,600	Stations: 40 / 34	Last Year's Revenue: \$154,300,000
MSA Rank: 13		Diaries: 3,325/ 722:1/ 54.0%	Household Income: \$47,242
MSA Pop: 2,930,000		Sample Target: 3,270	Total Retail Sales: \$26.9 Bil.
DMA: 26		% Below Line: 4.3	#1 Biller: KFMB FM \$15,050,000
Average Persons Rating: 14.4		% Not Listed: 11.6	#1 Billing Portfolio
Market TSL in Hours: 19.25		Pop per Station: 70,576	Clear Channel \$64,810,000

12+ Metro	Format	Spring 00 1/4 Share	Win 00	Fall 99	Sum 99	Spg 99	4-Book Avg.	12+ Metro Cume / Rtg.	Fall 99	Spg 99	12+ TSA AQH / Cume	Revenue Level
1 KOGO	N/T	191 / 5.5	4 8	5 5	5 3	5 0	5 3	3301 / 13.8	11.2	10.5	191 / 3301	H KOGO
2 XHTZ-F	CHR/U	186 / 5.4	4 1	4 4	4 9	4 2	4 7	3478 / 14.5	12.7	13.5	186 / 3478	G XHTZ-F
3 XTRA-F	AOR-NR	179 / 5.2	4 8	4 6	5 1	4 8	4 9	3808 / 15.9	15.2	14.7	179 / 3808	H XTRA-F
4 KHTS-F	CHR	170 / 4.9	4 9	5 1	5 7	4 6	5 2	4417 / 18.4	17 4	18.2	170 / 4417	G KHTS-F
5 KIFM-F	J	160 / 4.6	4 8	4 6	3 6	3 7	4 4	2369 / 9.9	11.1	9.0	160 / 2369	H KIFM-F
6 KIOZ-F	AOR	159 / 4.6	4 4	3 9	4 1	4 7	4 3	2605 / 10.9	10 7	10.4	159 / 2605	H KIOZ-F
7 KYXY-F	AC	155 / 4.5	5 9	5 0	5 0	4 5	5 1	2775 / 11.6	12.5	12.5	155 / 2775	I KYXY-F
8 KFMB-F	AC/CHR	153 / 4.4	5 0	4 4	4 8	4 9	4 7	3506 / 14.6	14.3	16.0	153 / 3506	J KFMB-F
9 KSON-F	C	149 / 4.3	4 3	5 7	5 9	5 3	5 1	2692 / 11.2	12 7	12.2	149 / 2692	I KSON-F
10 KLVN-F	SP-R	137 / 4.0	3 3	2 8	3 3	3 4	3 3	1686 / 7.0	5 9	6 7	137 / 1686	E KLVN-F
11 KGB-F	CL AOR	123 / 3.6	4 1	4 4	3 8	3 7	4 0	2557 / 10.7	11.1	11.0	123 / 2557	H KGB-F
12 KJQY-F	SAC	105 / 3.0	3 3	2 6	2 8	2 7	2 9	2194 / 9.1	7 4	8 2	105 / 2194	D KJQY-F
13 XHRM-F	B/O	104 / 3.0	3 9	3 3	3 9	4 2	3 5	2314 / 9.6	9 8	11.3	104 / 2314	G XHRM-F
14 KPOP	ST	88 / 2.6	2 1	2 5	3 4	2 9	2 6	1035 / 4.3	4 3	5 4	88 / 1035	C KPOP
15 KMSX-F	AC/CHR	78 / 2.3	2 5	2 1	2 7	2 8	2 4	2084 / 8.7	7 9	8 4	78 / 2084	E KMSX-F
15 XTRA	SPRTS	78 / 2.3	2 1	2 3	1 6	1 8	2 1	1392 / 5.8	6 4	6 2	78 / 1392	I XTRA
17 KPLN-F	CL HITS	73 / 2.1	1 9	2 5	2 2	2 1	2 2	1781 / 7.4	7 6	6 5	73 / 1781	F KPLN-F
18 KXST-F	AOR-P	72 / 2.1	1 1	2 1	1 5	1 8	1 7	1312 / 5.5	5 3	4 6	72 / 1312	D KXST-F
19 KFMB	FS/T	69 / 2.0	2 1	2 9	4 1	4 4	2 8	1378 / 5.7	9 9	11.8	69 / 1378	J KFMB
20 KBZT-F	O	64 / 1.9	2 7	2 0	2 3	2 7	2 2	1739 / 7.2	7 9	9 3	64 / 1739	E KBZT-F
20 XHCR-F	C	64 / 1.9	1 8	1 0	1 2	0 9	1 5	1177 / 4.9	4 1	2 4	64 / 1177	C XHCR-F
22 KLQV-F	SP-C	60 / 1.7	1 2	1 5	1 4	1 5	1 5	1101 / 4.6	3 4	3 8	60 / 1101	D KLQV-F
23 KFI	T	47 / 1.4	1 8	1 9	1 2	1 7	1 6	963 / 4.0	5 3	5 0	47 / 963	KFI
24 KSPA	ST	40 / 1.2	0 7	1 4	1 1	1 2	1 1	443 / 1.8	2 0	1 8	40 / 443	B KSPA
25 XLTN-F	SP-C	37 / 1.1	1 1	1 0	1 0	1 3	1 0	804 / 3.4	3 2	3 6	37 / 804	D XLTN-F
25 KFSD-F	CL	37 / 1.1	1 5	1 5	1 2	1 4	1 3	793 / 3.3	4 3	4 1	37 / 793	C KFSD-F

12+ FM Share (Metro): 76.85% (2340 of 3045) (Spring 99: 76.14%)

Teens	18-34	18-49	25-49	25-54	35+	12+ AMD	12+ Mid	12+ PMD	12+ Eve	12+ Wknd
1 KHTS-F >	1 XHTZ-F <	1 XTRA-F <	1 KIOZ-F <	1 KIFM-F <	1 KOGO	1 KFMB-F	1 KOGO <	1 XHTZ-F <	1 XHTZ-F <	1 KHTS-F
2 XHTZ-F >	2 XTRA-F	2 KIOZ-F <	2 KIFM-F <	2 KIOZ-F	2 KIFM-F	2 KIOZ-F <	2 KIFM-F <	2 KHTS-F <	2 KOGO <	2 XHTZ-F <
3 XTRA-F >>	3 KIOZ-F	3 XHTZ-F	3 KGB-F <	2 KFMB-F <	3 KYXY-F	3 KGB-F	3 KYXY-F <	3 XTRA-F <	3 KHTS-F	3 KSON-F
4 KLVN-F	4 KHTS-F	4 KFMB-F <	4 KFMB-F	4 KGB-F	4 KSON-F <	4 KOGO <	4 XTRA-F	4 KOGO <	4 XTRA-F	4 XTRA-F <
5 KLVN-F	5 KGB-F <	5 XTRA-F	5 XTRA-F	5 XTRA-F <	5 KPOP <	5 XHTZ-F <	5 KSON-F <	5 KYXY-F	5 KIOZ-F	5 KLVN-F <
6 KFMB-F	6 KLVN-F	6 KLVN-F	6 KLVN-F	6 KSON-F <	6 KJQY-F	6 XTRA-F	6 KIOZ-F <	5 KIOZ-F <	6 KSON-F <	6 KIFM-F <
7 KGB-F	6 KIFM-F	6 KYXY-F <	7 KYXY-F <	6 KFMB-F	7 KYXY-F <	7 KYXY-F <	7 XHTZ-F	7 KIFM-F	7 KYXY-F	7 KOGO
8 KMSX-F	6 KHTS-F	8 KSON-F <	8 KLVN-F <	8 KGB-F <	8 KIFM-F	7 KLVN-F <	8 KFMB-F <	8 KFMB-F <	8 KLVN-F <	8 KYXY-F <
8 KSON-F <	9 KSON-F <	9 XHTZ-F <	9 KOGO	9 KOGO	8 KLVN-F <	9 KFMB-F <	9 KFMB-F <	9 KSON-F	9 KIFM-F	9 XHRM-F <
10 XHRM-F <	10 KYXY-F	10 KHTS-F <	10 XHTZ-F	10 XKST-F <	10 KSON-F <	10 KHTS-F	10 KLVN-F	10 KLVN-F	10 KJQY-F	10 XHRM-F

Wom 18-24	Wom 18-34	Wom 25-34	Wom 18-49	Wom 25-54	Men 18-24	Men 18-34	Men 25-34	Men 18-49	Men 25-54	12+ Ovrite
1 KHTS-F <	1 KHTS-F <	1 KFMB-F	1 KFMB-F	1 KFMB-F	1 XHTZ-F	1 XTRA-F <	1 KIOZ-F	1 KIOZ-F	1 KIOZ-F	1 XHTZ-F <
2 XHTZ-F	2 XHTZ-F	2 KMSX-F	2 KHTS-F <	2 KIFM-F <	2 XTRA-F >	2 KIOZ-F	2 XTRA-F	2 XTRA-F	2 KGB-F	2 KOGO >
3 XTRA-F	3 KFMB-F <	2 KLVN-F	3 KYXY-F <	3 KYXY-F	3 KIOZ-F >	2 XHTZ-F >	3 XHTZ-F	3 XHTZ-F <	3 XTRA-F <	3 KIOZ-F <
4 KFMB-F >	4 XTRA-F	2 KHTS-F <	4 KIFM-F <	4 KSON-F	4 KLVN-F <	4 KLVN-F	4 KGB-F <	4 KGB-F	4 KIFM-F	4 KSON-F <
5 KLVN-F <	5 KLVN-F <	5 KSON-F <	5 KSON-F <	5 KLVN-F	5 KHTS-F >	5 KGB-F <	5 KLVN-F	5 KLVN-F	5 KOGO	5 KHTS-F
6 XHRM-F	6 KMSX-F	6 XHTZ-F <	6 XHTZ-F <	6 KHTS-F <	6 KGB-F	6 KHTS-F	6 KPLN-F <	6 KIFM-F <	6 XHTZ-F <	6 KLQV-F <
6 KYXY-F	7 KIOZ-F	7 XTRA-F <	7 KLVN-F <	7 XHRM-F <	7 KSON-F	7 KPLN-F <	7 KHTS-F	7 XTRA	7 KLVN-F	
8 KMSX-F	7 KYXY-F <	8 KIFM-F	8 XTRA-F <	8 KMSX-F	8 XTRA <	8 XTRA <	7 KFMB-F	7 XTRA <		
8 KSON-F	9 XHRM-F <	8 KYXY-F <	9 KMSX-F <	9 KJQY-F <	9 KSON-F	9 XHRM-F	9 KHTS-F <	9 KHTS-F <	9 KFMB-F <	
	10 KSON-F		10 XHRM-F	10 KGB-F	10 XHRM-F	10 KSON-F <	10 KSON-F <	10 KSON-F <	10 KSON-F <	

SAN DIEGO

Other Rated Stations				Metro Share	Cume Rating	TSA AQH Cume	
KCBQ	T	1170	San Diego	0.4	1.3	13	310
KPRZ	REL	1210	San Marcos	0.8	2.1	26	511
KSDO	T	1130	San Diego	0.7	2.8	25	676
KSON	KIDS	1240	San Diego	0.5	1.5	18	361
KURS	SP-NT	1040	San Diego	0.4	1.0	13	245
XBAC	CL	540	Tijuana, MX	0.5	1.3	17	316
XEMO	SP	860	Tijuana, MX	0.5	1.1	16	270
XGLX-F	SP-C	91.7	Tijuana, MX	0.4	1.4	15	324
XMOR-F	SP-C	98.9	Tijuana, MX	0.7	2.1	25	499

Other Rated Stations--Outside Market				Metro Share	Cume Rating	TSA AQH Cume	
KBRT	REL	740	Avalon	0.4	0.8	13	196
KNX	N	1070	Los Angeles	0.8	3.3	29	803
KPWR-F	U/CHR	105.9	Los Angeles	0.5	1.5	18	363
XHTY-F	C	99.7	Tijuana, MX	0.5	1.5	17	366
XKAM	SP-NT	950	Tijuana, MX	0.6	1.0	22	232

Consolidation Report	12+	25-54	Revenue
Astor	2.3 %	1.2 %	1.7 %
KCEO-AM, KFSD-FM, KSPA-AM			
CBS/Infinity	6.6 %	7.3 %	10.9 %
KPLN-FM, KYXY-FM			
Clear Channel	37.0 %	35.1 %	42.0 %
KGB-FM, KHTS-FM, KIOZ-FM, KJOY-FM, KMSX-FM, KOGO-AM, KPOP-AM, XHRM-FM, XTRA-AM, XTRA-FM			
Hispanic	5.7 %	6.0 %	4.0 %
KLNV-FM, KLOV-FM			
Jefferson-Pilot	11.3 %	13.2 %	15.1 %
KBZT-FM, KIFM-FM, KSON-AM, KSON-FM			
Noventa FM 90	8.8 %	6.9 %	6.1 %
XGLX-FM, XHCR-FM, XHTZ-FM, XLTN-FM			
Totals	71.8 %	69.7 %	79.8 %

Format Performance	AM	FM	Total	%	Yr. Ago
AC	0 (0)	386 (3)	386 (3)	12.7 %	13.4 %
AOR/Classic/NR	0 (0)	533 (4)	533 (4)	17.5 %	16.9 %
Black/Urban	0 (0)	122 (2)	122 (2)	4.0 %	5.3 %
CHR	0 (0)	356 (2)	356 (2)	11.7 %	9.6 %
Classical	17 (1)	37 (1)	54 (2)	1.8 %	2.6 %
Country	0 (0)	230 (3)	230 (3)	7.6 %	6.5 %
Full Service	69 (1)	0 (0)	69 (1)	2.3 %	4.8 %
Hispanic	51 (3)	274 (5)	325 (8)	10.7 %	11.7 %
Jazz	0 (0)	160 (1)	160 (1)	5.3 %	4.1 %
News/Talk	305 (5)	0 (0)	305 (5)	10.0 %	9.3 %
Oldies	0 (0)	137 (2)	137 (2)	4.5 %	5.3 %
Others/Unknown	18 (1)	0 (0)	18 (1)	0.6 %	0.0 %
Religion/Gospel	39 (2)	0 (0)	39 (2)	1.3 %	0.9 %
Soft AC	0 (0)	105 (1)	105 (1)	3.4 %	3.0 %
Sports	78 (1)	0 (0)	78 (1)	2.6 %	2.0 %
Standards/EZ	128 (2)	0 (0)	128 (2)	4.2 %	4.4 %
Totals	705 (16)	2340 (24)	3045 (40)		

AM Stations

Station	Power	Class	Service	Owner	Contract	Advertiser	Market
KFMB	760	5 kw/50 kw (DA-N)	Full Service/Talk	CBS	\$141.00	Mc-Guild	San Diego
KOGO	600	5 kw (DA-1)	News/Talk	CNN, ABC, WW1	\$38.00	Katz	San Diego
KPOP	1360	5 kw/1 kw	Standards	Westwd, JRN, CNN	\$44.00	Katz	San Diego
KSPA	1450	1 kw	Standards	\$ NA	---	Astor	Escondido
XTRA	690	77 kw/50 kw (DA-2)	Sports	CBS, ESPN	\$151.00	Katz	Tijuana, MX

SAN DIEGO

FM Stations

Station	Freq	Power	Format	Daypart	Revenue	Owner	Brand	City
KBZT	94.9	22 kw @ 702	Oldies		\$130.00	Banner	Jefferson-Pilot	San Diego
KFMB	100.7	30 kw @ 620	AC/CHR		\$94.00	Mc-Guid	Midwest TV	San Diego
KFSD	92.1	0.58 kw @ 1024	Classical	Westwd	\$ NA	---	Astor	Escondido
KGB	101.5	50 kw @ 500	Classic AOR		\$110.00	Eastman	Clear Channel	San Diego
KHTS	93.3	1.8 kw @ 1886	CHR		\$ NA	Eastman	Clear Channel	El Cajon
KIFM	98.1	28 kw @ 640	Jazz		\$120.00	CBS	Jefferson-Pilot	San Diego
KIOZ	105.3	29 kw @ 620	AOR		\$107.00	Eastman	Clear Channel	San Diego
KJOY	94.1	100 kw @ 640	Soft AC		\$ 55.00	Eastman	Clear Channel	San Diego
KLNV	106.5	50 kw @ 440	Hispanic Regional		\$ NA	Katz Hisp.	Hispanic	San Diego
KLOV	102.9	32 kw @ 617	Hispanic-Contemp.		\$ NA	Katz Hisp.	Hispanic	San Diego
KMSX	95.7	29 kw @ 640	AC/CHR		\$ NA	Katz	Clear Channel	Carlsbad
KPLN	103.7	36 kw @ 578	Classic Hits	AMFM	\$60.00	Christal	CBS/Infinity	San Diego
KSON	97.3	50 kw @ 440	Country		\$230.00	Banner	Jefferson-Pilot	San Diego
KXST	102.1	14.5 kw @ 817	Progressive AOR		\$77.00	Christal	Compass	Oceanside
KYXY	96.5	41 kw @ 540	AC	AMFM	\$214.00	Christal	CBS/Infinity	San Diego
XHCR	99.3	25 kw @ 328	Country		\$50.00	Sentry	XHTZ-F/XLTN-F	Tijuana, MX
XHRM	92.5	50 kw @ 650	Black Oldies		\$65.00	Katz	Clr Chnl (LMA)	Tijuana
XHTZ	90.3	93 kw @ 840	CHR/Urban		\$125.00	Sentry	XHCR-F/XLTN-F	Tijuana, MX
XLTN	104.5	57 kw @ 721	Hispanic-Contemp.		\$ NA	Katz Hisp.	XHCR-F/XHTZ-F	Tijuana, MX
XTRA	91.1	100 kw @ 791	New Rock		\$130.00	Eastman	Clr Chnl (LMA)	Tijuana, MX

Notes: KFI -- See Los Angeles . . . KSON-F revenue level includes KSON revenue . . . 6/00 XBAC (540) changed from Classical to Jazz as XJAZ

FORMAT CODES

AC	- Adult Contemporary	J	- Jazz and New Adult Contemporary
AC-NR	- Modern AC	KIDS	- Children's
AOR	- Album Oriented Rock	N	- News
AOR-NR	- New Rock	O	- Oldies (50's & 60's)
AOR-P	- Progressive AOR	REL	- Religion, Christian
B	- Black (audience 75%+ Black)	REL-CC	- Contemporary Christian
B/AC	- Black Adult Contemporary	SAC	- Soft Adult Contemporary
B/G	- Black Gospel	SP	- Hispanic/Spanish
B/O	- Black Oldies	SP-C	- Hispanic Contemporary
BIZ	- Business News & Talk	SP-NT	- Hispanic News/Talk/Information
C	- Country	SP-R	- Hispanic-Regional
C/O	- Classic Country	SP-TP	- Hispanic-Tropical
CHR	- Contemporary Hit Radio, Top 40	SP-VA	- Hispanic Variety
CL	- Classical	SP-TJ	- Tejano
CL AOR	- Classic AOR, Classic Rock	SPRTS	- Sports
CL HITS	- Classic Hits/70's Oldies	ST	- Standards, Big Band, Nostalgia
E	- Ethnic (usually Foreign Lang.)	T	- Talk
EZ	- Easy Listening, Beautiful Music	U	- Urban (majority of audience is non-white)
FS	- Full Service	VA	- Variety
G	- Gospel	?	- Others or Unknown

REVENUE LEVEL CODES

A - Less than \$500,000	E - \$3,000,000 to \$3,999,999	I - \$10,000,000 to \$14,999,999
B - \$500,000 to \$999,999	F - \$4,000,000 to \$4,999,999	J - \$15,000,000 to \$19,999,999
C - \$1,000,000 to \$1,999,999	G - \$5,000,000 to \$6,999,999	K - \$20,000,000 to \$29,999,999
D - \$2,000,000 to \$2,999,999	H - \$7,000,000 to \$9,999,999	L - \$30,000,000+

SAN FRANCISCO

Arbitron Rank: 4 Pop (12+): 5,812,200
MSA Rank: 28-SF; 20-Oakland
MSA Pop: 5,430,000
DMA: 5
Average Persons Rating: 14.0
Market TSL in Hours: 19.00

Stations: 42 / 40
Diaries: 7,208/ 806:1/ 49.3%
Sample Target: 5,100
% Below Line: 0.9
% Not Listed: 18.9
Pop per Station: 145,305

Last Year's Revenue: \$406,200,000
Household Income: \$63,060
Total Retail Sales: \$69.9 Bil.
#1 Biller: KGO \$41,800,000
#1 Billing Portfolio
 Clear Channel \$97,100,000

12+ Metro	Format	Spring 00 1/4 Share	Win 00	Fall 99	Sum 99	Spg 99	4-Book Avg.	12+ Metro Cume / Rtg.	Fall 99	Spg 99	12+ TSA AQH / Cume	Revenue Level		
1	KGO	T	580 / 7.1	6.9	6.0	6.2	6.7	6.6	8378 / 14.4	15.9	14.7	668 / 9616	L	KGO
2	KCBS	N/T	356 / 4.4	4.9	4.3	4.4	4.2	4.5	8724 / 15.0	15.6	14.6	403 / 9889	L	KCBS
3	KOIT-AF	SAC	344 / 4.2	4.1	4.5	4.1	4.2	4.2	6414 / 11.0	11.5	11.9	354 / 6673	K	KOIT-AF
4	KMEL-F	CHR/U	337 / 4.1	3.4	3.3	3.5	3.3	3.6	6266 / 10.8	9.1	10.9	347 / 6553	K	KMEL-F
5	KYLD-F	U/CHR	303 / 3.7	3.5	3.7	3.9	4.0	3.7	6623 / 11.4	11.5	12.5	311 / 6952	J	KYLD-F
6	KSOL-FF	SP-R	302 / 3.7	3.0	2.5	2.2	2.0	2.9	3084 / 5.3	5.1	4.2	353 / 3602	L	KSOL-FF
7	KNBR	SPRTS	293 / 3.6	2.5	3.0	4.0	2.9	3.3	5507 / 9.5	8.8	8.7	383 / 7134	L	KNBR
8	KKSF-F	J	276 / 3.4	3.2	3.7	3.2	3.3	3.4	4861 / 7.8	8.4	7.6	284 / 4703	K	KKSF-F
9	KDFC-F	CL	274 / 3.4	3.4	4.5	3.2	3.4	3.6	5052 / 8.7	9.7	7.8	280 / 5181	G	KDFC-F
10	KISQ-F	B/O	248 / 3.0	3.0	3.1	2.9	2.4	3.0	4868 / 8.4	9.1	7.8	253 / 5024	I	KISQ-F
11	KFRC-AF	O	246 / 3.0	3.6	2.9	3.4	3.8	3.2	4731 / 8.1	8.4	9.2	267 / 5156	K	KFRC-AF
12	KFOG-FF	AOR-P	232 / 2.8	3.3	2.6	3.2	2.6	3.0	4833 / 8.3	7.5	8.2	242 / 5069	K	KFOG-FF
13	KZQZ-F	CHR	227 / 2.8	2.8	2.6	3.1	3.0	2.8	6105 / 10.5	10.7	11.6	230 / 6222	I	KZQZ-F
14	KBLX-F	B/AC	225 / 2.8	2.8	3.3	2.9	2.8	2.9	3425 / 5.9	7.0	6.1	229 / 3477	J*	KBLX-F
15	KSFO	T	218 / 2.7	2.9	3.3	2.8	3.1	2.9	2587 / 4.5	5.4	5.2	253 / 2990	H	KSFO
16	KITS-F	AOR-NR	205 / 2.5	2.4	2.5	2.6	2.9	2.5	4979 / 8.6	8.8	9.6	215 / 5184	I	KITS-F
17	KSJO-F	AOR	202 / 2.5	2.1	2.1	2.1	2.4	2.2	3233 / 5.6	6.0	5.5	238 / 3846		KSJO-F
18	KLLC-F	AC-NR	195 / 2.4	2.4	2.4	2.9	2.9	2.5	4794 / 8.2	9.1	9.4	202 / 5004	J	KLLC-F
19	KIOI-F	AC/CHR	194 / 2.4	2.4	2.7	2.6	2.7	2.5	4699 / 8.1	8.4	10.0	196 / 4805	J	KIOI-F
20	KABL	ST	160 / 2.0	1.7	1.9	2.4	2.2	2.0	2691 / 4.6	4.7	5.0	162 / 2750	E	KABL
21	KYCY-F	C	141 / 1.7	1.9	1.9	1.2	1.4	1.7	2637 / 4.5	4.7	4.1	144 / 2761	H	KYCY-F
22	KBRG-F	SP-C	105 / 1.3	2.1	2.0	1.5	1.7	1.7	1731 / 3.0	3.8	3.7	127 / 2126	H	KBRG-F
23	KSAN-F	CL AOR	100 / 1.2	1.2	1.2	1.3	1.5	1.2	2687 / 4.6	5.1	4.8	107 / 2804	H	KSAN-F
24	KUFX-F	CL AOR	90 / 1.1	1.2	1.0	1.2	1.2	1.1	2023 / 3.5	3.9	4.0	99 / 2307		KUFX-F
25	KLOK	SP-R	88 / 1.1	0.8	1.3	1.2	1.2	1.1	1144 / 2.0	2.1	2.2	96 / 1244		KLOK

12+ FM Share (Metro): 70.98% (4687 of 6603) (Spring 99: 71.09%)

Teens	18-34	18-49	25-49	25-54	35+	12+ AMD	12+ Mid	12+ PMD	12+ Eve	12+ Wknd
1 KYLO-F	1 KMEL-F	1 KMEL-F <	1 KOIT-AF	1 KGO <	1 KGO >	1 KGO	1 KGO >	1 KGO	1 KGO	1 KGO >
2 KMEL-F	2 KYLO-F	2 KSOL-FF <	1 KFOG-FF <	2 KOIT-AF <	2 KCBS	2 KCBS >	2 KOIT-AF	2 KMEL-F <	2 KYLO-F <	2 KMEL-F
3 KZQZ-F >	3 KSOL-FF	3 KOIT-AF <	3 KSOL-FF <	3 KFOG-FF	3 KOFC-F <	3 KSOL-FF	3 KKSF-F <	3 KOIT-AF	3 KMEL-F >	3 KOIT-AF <
4 KITS-F >	4 KZQZ-F	4 KYLO-F <	4 KOIT-F <	3 KKSF-F	4 KOIT-AF <	4 KYLD-F	4 KOFC-F <	3 KNBR <	4 KNBR <	4 KYLD-F
	5 KITS-F	5 KFOG-FF <	5 KGO <	3 KSOL-FF	5 KNBR	4 KITS-F	5 KNBR <	5 KCBS <	5 KOIT-AF	4 KSOL-FF
	5 KLLC-F	6 KGO <	6 KISQ-F <	6 KISQ-F	5 KKSF-F	6 KOIT-AF <	6 KMEL-F	6 KYLD-F <	5 KZQZ-F <	4 KKSF-F <
	7 KSJO-F <	7 KISQ-F <	7 KKSF-F <	7 KFRC-AF	7 KFRC-AF <	7 KLLC-F	6 KCBS	7 KOFC-F <	7 KOFC-F	7 KOFC-F <
	8 KOIT-AF <	8 KLLC-F	8 KLLC-F	8 KBLX-F	8 KSFO	7 KMEL-F <	6 KFOG-FF	8 KSFO	8 KSOL-FF <	8 KCBS <
	9 KIOI-F <	8 KSJO-F <	8 KSJO-F <	8 KCBS <	9 KBLX-F	9 KBLX-F <	6 KFRC-AF <	8 KKSF-F <	9 KCBS	9 KZQZ-F <
	10 KISQ-F	10 KKSF-F <	10 KBLX-F <	10 KNBR <	9 KFOG-FF <	10 KFRC-AF	10 KSOL-FF <	10 KISQ-F <	10 KISQ-F	10 KKSF-F <
						10 KNBR <				

Wom 18-24	Wom 18-34	Wom 25-34	Wom 18-49	Wom 25-54	Men 18-24	Men 18-34	Men 25-34	Men 18-49	Men 25-54	12+ Ovrnite
1 KYLO-F	1 KMEL-F <	1 KLLC-F	1 KOIT-AF	1 KOIT-AF	1 KMEL-F	1 KMEL-F	1 KSOL-FF >	1 KSOL-FF <	1 KSOL-FF <	1 KGO >
2 KMEL-F	2 KLLC-F <	2 KIOI-F	2 KLLC-F <	2 KGO	2 KYLD-F >>	2 KYLD-F	2 KITS-F <	2 KSJO-F <	2 KNBR	2 KCBS >
3 KZQZ-F >	3 KZQZ-F <	3 KSOL-FF <	3 KMEL-F <	3 KIOI-F <	3 KITS-F	3 KSOL-FF	3 KSOL-FF <	3 KMEL-F	3 KSJO-F <	3 KYLO-F <
4 KITS-F	4 KYLD-F	4 KFOG-FF <	4 KISQ-F <	4 KISQ-F <	4 KSJO-F	4 KITS-F <	4 KSJO-F <	4 KNBR <	4 KGO	4 KSFO <
4 KSOL-FF <	5 KSOL-FF <	5 KZQZ-F <	5 KIOI-F	5 KFRC-AF <	4 KZQZ-F <	5 KSJO-F >	5 KYLO-F	5 KYLO-F <	4 KKSF-F <	5 KMEL-F <
6 KLLC-F	6 KIOI-F	6 KMEL-F	5 KGO <	6 KFOG-FF	6 KSOL-FF >>	6 KZQZ-F	6 KOIT-AF <	6 KFOG-FF <	6 KFOG-FF	6 KSOL-FF <
7 KOIT-AF >	7 KOIT-AF	7 KOIT-AF <	7 KZQZ-F <	6 KLLC-F <	7 KBRG-F	7 KNBR	7 KNBR <	7 KITS-F	7 KCBS	
	8 KFOG-FF <	8 KISQ-F	8 KFOG-FF <	8 KKSF-F	8 KLOK	7 KISQ-F <	8 KISQ-F	8 KKSF-F <	8 KITS-F	
	9 KISQ-F	9 KBRG-F	9 KYLD-F	8 KBLX-F		9 KOIT-AF	9 KGO	9 KGO <	8 KISQ-F <	
	9 KITS-F <	9 KBLX-F >	10 KBLX-F <	10 KOFC-F <		10 KLLC-F	9 KLLC-F <	10 KISQ-F <	10 KOIT-AF <	
						10 KLOK <				

SAN FRANCISCO

Other Rated Stations				Metro Share	Cume Rating	TSA AQH Cume	
KARA-F	O	105.7	Santa Clara	0.7	2.3	61	1424
KBAY-F	SAC	94.5	Gilroy	0.8	2.8	80	1857
KCNL-F	AOR-P	104.9	Fremont	0.8	3.5	68	2119
KZR-F	AC/CHR	106.5	San Jose	0.8	3.5	71	2180
KFGY-F	C	92.9	Healdsburg	0.4	0.9	32	625
KIQI	SP-NT	101.0	San Francisco	0.8	1.6	69	999
KKIQ-F	AC	101.7	Livermore	0.4	1.1	41	788
KRTY-F	C	95.3	Los Gatos	0.8	2.1	67	1347
KTCT	SPRTS	105.0	San Mateo	0.5	1.7	47	1110
KVTO	E	140.0	Berkeley	0.5	1.0	39	616
KZST-F	AC	100.1	Santa Rosa	0.7	1.1	55	647

Other Rated Stations--Outside Market				Metro Share	Cume Rating	TSA AQH Cume	
KATM-F	C	103.3	Modesto	0.5	1.2	201	2826
KSFM-F	CHR/U	102.5	Woodland	0.4	1.6	127	3064

Consolidation Report	12+	25-54	Revenue
ABC	9.8 %	7.1 %	12.6 %
KGO-AM, KSFO-AM			
Bonneville	10.4 %	9.3 %	11.7 %
KDFC-FM, KOIT-AM, KZQZ-FM			
CBS/Infinity	14.0 %	14.4 %	23.1 %
KCBS-AM, KFRC-AM, KITS-FM, KLLC-FM, KYCY-AM, KYCY-FM			
Clear Channel	18.6 %	16.6 %	23.9 %
KABL-AM, KIOI-FM, KISQ-FM, KKSF-FM, KMEL-FM, KNEW-AM, KYLD-FM			
Hispanic, pend.	3.7 %	4.2 %	2.6 %
KSOL-FM, KXJO-FM, KZOL-FM			
Susquehanna	8.2 %	10.0 %	18.0 %
KFFG-FM, KFOG-FM, KNBR-AM, KSAN-FM, KTCT-AM			
Totals	64.7 %	61.6 %	91.9 %

Format Performance	AM	FM	Total	%	Yr. Ago
AC	0 (0)	547 (5)	547 (5)	8.3 %	9.1 %
AOR/Classic/NR	0 (0)	894 (7)	894 (7)	13.5 %	14.7 %
Black/Urban	0 (0)	776 (3)	776 (3)	11.8 %	7.8 %
CHR	0 (0)	598 (3)	598 (3)	9.1 %	8.2 %
Classical	0 (0)	274 (1)	274 (1)	4.1 %	4.1 %
Country	0 (0)	275 (4)	275 (4)	4.2 %	4.1 %
Full Service	0 (0)	0 (0)	0 (0)	0.0 %	0.0 %
Hispanic	155 (2)	407 (3)	562 (5)	8.5 %	7.4 %
Jazz	0 (0)	276 (1)	276 (1)	4.2 %	7.4 %
News/Talk	1154 (3)	0 (0)	1154 (3)	17.5 %	17.2 %
Oldies	51 (1)	250 (2)	301 (3)	4.6 %	5.9 %
Others/Unknown	39 (1)	0 (0)	39 (1)	0.6 %	0.0 %
Religion/Gospel	0 (0)	0 (0)	0 (0)	0.0 %	0.6 %
Soft AC	20 (1)	390 (2)	410 (3)	6.2 %	6.4 %
Sports	337 (2)	0 (0)	337 (2)	5.1 %	4.1 %
Standards/EZ	160 (1)	0 (0)	160 (1)	2.4 %	3.1 %
Totals	1916 (11)	4687 (31)	6603 (42)		

AM Stations

Station	Power	Time	Format	Company	City
KABL	960	5 kw (DA-1)	Standards	AMFM	Oakland
KCBS	740	50 kw (DA-2)	News/Talk	CBS	San Francisco
KFRC	610	5 kw	Simul. KFRC-F		San Francisco
KGO	810	50 kw (DA-1)	Talk	ABC	San Francisco
KLOK	1170	50 kw/5 kw (DA-2)	Hispanic-Regional	\$74.00 Caballero	San Jose
KNBR	680	50 kw	Sports	ABC, ESPN, CBS	San Francisco
KOIT	1260	5 kw/1 kw	Simul. KOIT-F	Mc-Guild	San Francisco
KSFO	560	5 kw (DA-N)	Talk	ABC	San Francisco

SAN FRANCISCO

FM Stations

KBLX	102.9	6.6 kw @ 1290	Black AC		\$168.00	D&R	Inner City	Berkeley
KBRG	100.3	14.5 kw @ 2579	Hispanic Contemp.		\$ NA	Caballero	Entravision	San Jose
KDFC	102.1	33 kw @ 1047	Classical		\$105.00	Katz	Bonneville	
KFFG	97.7	1.6 kw @ 449	Simul. KFOG-F					Los Altos
KFOG	104.5	7.1 kw @ 1506	Progressive AOR		\$240.00	Mc-Guild	Susquehanna	San Francisco
KFRC	99.7	40 kw @ 1299	Oldies	Westwd, AP	\$285.00	CBS	CBS	San Francisco
KIOI	101.3	125 kw @ 1162	AC/CHR	AMFM	\$300.00	Christal	Clear Channel	San Francisco
KISQ	98.1	100 kw @ 960	Black Oldies		\$95.00	Eastman	Clear Channel	San Francisco
KITS	105.3	15 kw @ 1200	AOR-New Rock		\$205.00	D&R	CBS/Infinity	San Francisco
KKSF	103.7	7.8 kw @ 1470	Jazz	AMFM	\$234.00	Eastman	Clear Channel	San Francisco
KLLC	97.3	82 kw @ 1014	Modern AC	CBS	\$105.00	CBS	CBS/Infinity	San Francisco
KMEL	106.1	69 kw @ 1290	CHR/Urban		\$263.00	Christal	Clear Channel	San Francisco
KOIT	96.5	33 kw @ 1410	Soft AC		\$275.00	Katz	Bonneville	San Francisco
KSAN	107.7	8.9 kw @ 1161	Classic AOR		\$145.00	Mc-Guild	Susquehanna	San Mateo
KSOL	98.9	6 kw @ 1355	Hispanic-Regional		\$67.00	Katz Hisp.	Hispanic	San Francisco
KYCY	93.3	50 kw @ 492	Country	Westwd	\$105.00	CBS	CBS/Infinity	San Francisco
KYLD	94.9	30 kw @ 1210	Urban/CHR	AP, AMFM	\$163.00	Katz	Clear Channel	San Mateo
KZOL	99.1	1.1 kw @ 2608	Simul. KSOL-F					Santa Cruz
KZQZ	95.7	6.9 kw @ 1290	CHR		\$100.00	Sentry	Bonneville	San Francisco

Notes: Other ranked stations – See San Jose . . . * KBLX-F revenue level includes KVTO revenue . . . 3/00 KJQI (1510; San Rafael) changed from Standards to Classical as KMZT ("K-Mozart") . . . 5/00 KXJO-F (92.7; Alameda) sold by Rodriguez to Spanish Broadcasting System as part of a \$165,200,000 multi-market transaction . . . 6/00 KABL changed from traditional Standards to a mix of "non-rock hits of the 50's and 60's"; we will categorize it as Soft AC . . . 6/00 KATD (990; Pittsburg) sold to Radio Unica (price NA); Unica will attempt to make the station a Sacramento signal, which may allow upgrading the signal of its KIQI San Francisco . . . 7/00 Rush Limbaugh moved from KNBR to KSFO . . . 8/00 KXJO-F (92.7; Alameda) changed from simulcasting KSJO-F to Hispanic-Regional

SAN JOSE

Arbitron Rank: 27 **Pop (12+):** 1,459,400
MSA Rank: 30
MSA Pop: 1,750,000
DMA: San Francisco (#5)
Average Persons Rating: 13.5
Market TSL in Hours: 18.25

Stations: 41 / 12
Diaries: 2,637 / 553:1 / 48.3%
Sample Target: 2,620
% Below Line: NA
% Not Listed: NA
Pop per Station: 132,673

Last Year's Revenue: \$55,000,000
Household Income: \$79,143
Total Retail Sales: \$19.2 Bil.
#1 Biller: KSJO-F \$11,600,000
#1 Billing Portfolio: Clear Channel \$17,400,000

12+ Metro	Format	Spring 00 1/4 Share	Win 00	Fall 99	Sum 99	Spg 99	4-Book Avg.	12+ Metro Cume / Rtg.	Fall 99	Spg 99	12+ TSA AQH / Cume	Revenue Level		
1	KSJO-F	AOR	71 / 3.6	4.0	3.5	3.6	4.1	3.7	1289 / 8.8	9.8	8.3	146 / 2345	I	KSJO-F
2	KLOK	SP-R	68 / 3.5	1.8	3.1	2.6	3.1	2.7	702 / 4.8	4.8	5.2	88 / 1047	G	KLOK
3	KUFX-F	CL AOR	61 / 3.1	3.0	2.8	3.1	3.3	3.0	1233 / 8.4	9.1	9.5	91 / 2042	G	KUFX-F
4	KBAY-F	SAC	59 / 3.0	2.8	2.5	3.4	3.4	2.9	1228 / 8.4	8.9	8.8	77 / 1667	G	KBAY-F
5	KRTY-F	C	57 / 2.9	3.6	2.9	2.5	4.1	3.0	968 / 6.6	7.6	8.4	65 / 1261	E	KRTY-F
6	KEZR-F	AC/CHR	54 / 2.7	3.6	4.1	3.7	3.6	3.5	1542 / 10.6	12.6	6.5	69 / 2073	G	KEZR-F
7	KARA-F	AC	51 / 2.6	3.0	3.1	3.0	3.8	2.9	1052 / 7.2	8.8	7.7	58 / 1320	F	KARA-F
8	KCNL-F	AOR-P	29 / 1.5	2.3	1.6	1.8	2.0	1.8	1006 / 6.9	6.5	7.2	59 / 1693	D	KCNL-F
9	KAZA	SP	20 / 1.0	1.3	1.3	0.6	1.5	1.1	262 / 1.8	1.5	1.4	25 / 286	A	KAZA
10	KLIV	N	13 / 0.7	0.7	0.7	0.6	0.7	0.7	370 / 2.5	3.6	3.2	15 / 442	A	KLIV
11	KVVN	E	11 / 0.6		0.6		0.6		155 / 1.1	1.5	1.5	12 / 168		KVVN
12	KSJX	E	9 / 0.5		0.6	0.5	0.6		177 / 1.2	1.8	1.6	12 / 237	A	KSJX

12+ FM Share (Metro): NA

Teens	18-34	18-49	25-49	25-54	35+	12+ AMD	12+ Mid	12+ PMD	12+ Eve	12+ Wknd
1 KSJO-F >>	1 KSJO-F	1 KSJO-F	1 KUFX-F <	1 KUFX-F	1 KUFX-F	1 KSJO-F	1 KLOK	1 KSJO-F <	1 KBAY-F	1 KLOK
2 KEZR-F >	2 KLOK <	2 KUFX-F <	2 KSJO-F	2 KSJO-F	2 KBAY-F <	2 KARA-F	2 KUFX-F <	2 KUFX-F	2 KSJO-F	2 KBAY-F <
3 KBAY-F	3 KEZR-F	3 KLOK	3 KLOK <	3 KLOK <	3 KARA-F	2 KUFX-F	3 KSJO-F <	2 KRTY-F <	3 KLOK	3 KSJO-F
3 KRTY-F >	4 KRTY-F	4 KEZR-F	4 KEZR-F <	4 KBAY-F <	4 KRTY-F <	2 KRTY-F <	4 KEZR-F <	4 KEZR-F <	4 KARA-F	3 KUFX-F
	5 KCNL-F	5 KBAY-F	5 KARA-F <	5 KRTY-F	5 KLOK	5 KLOK <	5 KRTY-F	5 KBAY-F >	5 KCNL-F	5 KRTY-F
	5 KBAY-F	5 KARA-F	6 KBAY-F <	5 KEZR-F <	6 KSJO-F	6 KEZR-F <	6 KARA-F	6 KCNL-F <	6 KRTY-F >	6 KEZR-F <
		7 KRTY-F	7 KRTY-F	7 KARA-F >		7 KBAY-F >	7 KBAY-F	7 KARA-F >>		
Wom 18-24	Wom 18-34	Wom 25-34	Wom 18-49	Wom 25-54	Men 18-24	Men 18-34	Men 25-34	Men 18-49	Men 25-54	12+ Ovrnite
1 KEZR-F >	1 KEZR-F	1 KEZR-F	1 KEZR-F	1 KBAY-F	1 KSJO-F	1 KSJO-F >	1 KSJO-F >	1 KSJO-F >	1 KSJO-F <	1 KSJO-F >
2 KRTY-F	2 KRTY-F	2 KRTY-F	2 KRTY-F <	1 KEZR-F <	2 KLOK >>	2 KLOK >>	2 KLOK >	2 KUFX-F <	2 KUFX-F	2 KRTY-F <
2 KCNL-F	3 KCNL-F <	3 KBAY-F	3 KBAY-F	3 KRTY-F	3 KBAY-F	3 KEZR-F	3 KCNL-F	3 KLOK >	3 KLOK >	3 KLOK >
2 KSJO-F	4 KBAY-F >	3 KCNL-F >	3 KARA-F	3 KARA-F	4 KEZR-F	4 KUFX-F	3 KUFX-F	4 KEZR-F	4 KBAY-F <	
2 KLOK	5 KSJO-F	5 KARA-F >	5 KUFX-F	5 KUFX-F	4 KAZA >	4 KAZA	3 KEZR-F	5 KARA-F <	5 KRTY-F <	
6 KBAY-F	6 KUFX-F		6 KLOK	6 KLOK <		6 KCNL-F	6 KRTY-F	6 KBAY-F	6 KEZR-F	
6 KARA-F >			7 KCNL-F	7 KCNL-F		6 KBAY-F <	6 KAZA		6 KARA-F	

SAN JOSE

Other Rated Stations--Outside Market			Metro Share	Cume Rating	TSA AQH Cume	Consolidation Report	12+	25-54	Revenue
KABL	ST	960 Oakland	1.6	3.4	86 1470	CBS/Infinity	5.7 %	6.7 %	27.4 %
KBLX-F	B/AC	102.9 Berkeley	0.9	3.0	142 2107	KBAY-FM, KEZR-FM			
KBRG-F	SP-C	100.3 San Jose	3.1	5.3	97 1560	Clear Channel	6.7 %	8.4 %	31.6 %
KCBS	N/T	740 San Francisco	3.3	12.1	190 4756	KSJO-FM, KUFX-FM			
KDFC-F	CL	102.1 San Francisco	3.3	7.7	137 2613	Empire Broadcasting	6.2 %	7.1 %	15.1 %
KDON-F	CHR	102.5 Salinas	1.0	3.6	44 1064	KARA-FM, KLIV-AM, KRTY-FM			
KFOG-F	AOR-P	104.5 San Francisco	2.0	6.5	125 2728				
KFRC-AF	O	99.7 San Francisco	2.7	7.1	135 2654				
KGO	T	810 San Francisco	7.2	13.7	334 4927		18.6 %	22.2 %	74.1 %
KIOI-F	AC/CHR	101.3 San Francisco	2.3	8.3	128 2945				
KIQI	SP-NT	1010 San Francisco	0.6	1.5	32 473				
KISQ-F	B/O	98.1 San Francisco	1.5	5.4	130 2535				
KITS-F	AOR-NR	105.3 San Francisco	3.1	10.4	128 3170				
KKSF-F	J	103.7 San Francisco	2.2	5.4	123 2394				
KLLC-F	AC-NR	97.3 San Francisco	1.5	5.4	85 2207				
KMEL-F	CHRU	106.1 San Francisco	2.5	7.7	212 3767				
KNBR	SPRTS	680 San Francisco	3.4	8.7	154 2920				
KOIT-AF	SAC	96.5 San Francisco	3.1	9.7	173 3538				
KSAN-F	CL AOR	107.7 San Mateo	0.6	3.0	49 1370				
KSFO	T	560 San Francisco	2.7	4.2	120 1484				
KSOL-F	SP	99.1 Santa Cruz	3.9	6.5	221 2353				
KTCT	SPRTS	1050 San Mateo	0.6	2.0	22 578				
KYCY-F	C	93.3 San Francisco	0.7	2.5	68 1354				
KYLD-F	U/CHR	94.9 San Francisco	4.8	13.5	206 4232				
KZQZ-F	CHR	95.7 San Francisco	2.3	10.9	133 3580				

AM Stations

KAZA	1290	5 kw/0.088 kw (DA-2)	Hispanic	\$ NA	Lotus		Gilroy
KLIV	1590	5 kw (DA-N)	News	CNN \$18.00	Allied	Kieve	San Jose
KLOK	1170	50 kw/5 kw (DA-2)	Hispanic-Regional	\$74.00	Caballero	Entravision	San Jose
KSJX	1500	10 kw/5 kw (DA-2)	Ethnic	\$ NA	—	Multicultural	San Jose
KVVN	1430	1 kw/2.5 kw (DA-2)	Ethnic	\$ NA	—	Inner City	Santa Clara

FM Stations

KARA	105.7	50 kw @ 500	AC	\$78.00	Allied	Kieve	Santa Clara
KBAY	94.5	34 kw @ 587	Soft AC	UPI, AP \$100.00	Christal	CBS/Infinity	Gilroy
KCNL	104.9	3 kw @ 300	Progressive AOR	\$ NA	Eastman	Chase	Fremont
KEZR	106.5	50 kw @ 430	AC/CHR	\$107.00	Christal	CBS/Infinity	San Jose
KRTY	95.3	0.9 kw @ 860	Country	\$89.00	Allied	Kieve	Los Gatos
KSJO	92.3	50 kw @ 466	AOR	\$145.00	Eastman	Clear Channel	San Jose
KUFX	98.5	12.5 kw @ 880	Classic AOR	ABC \$55.00	Eastman	Clear Channel	San Jose

Notes: San Jose is a portion of the San Francisco metro survey area. Only stations home to the San Jose market are included here . . . 4/00 KZSF (1370) and KZSJ (1120; San Martin) sold by Z-Spanish to Entravision as part of a 37-station, \$475,000,000 group transaction . . . 7/00 Sale of KSJO-F and KUFX-F from Clear Channel to Chase Radio Partners was cancelled; according to reports, KCNL-F still will be sold to Chase

SANTA ROSA

Arbitron Rank 113 Pop (12+) 375,700	Stations 41 / 13	Last Year's Revenue: \$11,900,000
MSA Rank: 116	Diaries: 1,051 / 357:1 / 50.7%	Household Income: \$51,405
MSA Pop: 455,000	Sample Target: 1,030	Total Retail Sales: \$4.9 Bil.
DMA: 5 (San Francisco)	% Below Line: 44.6	#1 Biller: NA
Average Persons Rating: 15.4	% Not Listed: 12.3	#1 Billing Portfolio NA
Market TSL in Hours 20.75	Pop per Station: 28,900	

12+ Metro	Format	Spring 00 1/4 Share	Fall 99	Spg 99	Fall 98	Spg 98	12+ Metro Cume / Rtg	Fall 99	Spg 99	12+ TSA AQH / Cume	Revenue Level
1 KZST-F	AC	53 / 9.2	63	91	78	65	586 / 15.6	14.2	17.7	53 / 586	KZST-F
2 KGO	T	32 / 5.5	69	81	71	67	535 / 14.2	16.1	17.4	32 / 535	KGO
3 KRPO-F	C	27 / 4.7	50	42	48	31	450 / 12.0	9.8	9.9	27 / 450	KRPO-F
4 KSXY-F	CHR	25 / 4.3	30	30	07	12	477 / 12.7	10.8	7.7	25 / 477	KSXY-F
5 KABL	ST	24 / 4.1	22	30	33	58	254 / 6.8	5.9	7.4	24 / 254	KABL
6 KNBR	SPRTS	23 / 4.0	35	43	29	50	476 / 12.7	9.6	11.8	23 / 476	KNBR
7 KFGY-F	C	21 / 3.6	35	42	31	41	403 / 10.7	10.5	10.8	21 / 403	KFGY-F
7 KSFO	T	21 / 3.6	28	30	2.6	3.6	228 / 6.1	4.9	7.0	21 / 228	KSFO
9 KCBS	N/T	20 / 3.5	47	3.3	5.0	3.4	515 / 13.7	14.3	13.9	20 / 515	KCBS
10 KXFX-F	AOR	19 / 3.3	47	5.8	4.3	6.9	404 / 10.8	12.3	15.4	19 / 404	KXFX-F
11 KMGG-F	O	18 / 3.1	2.6	3.8	4.2	3.1	374 / 10.0	11.1	13.0	18 / 374	KMGG-F
11 KSRO	N/T	18 / 3.1	4.3	3.7	4.0	2.2	288 / 7.7	9.3	9.7	18 / 288	KSRO
13 KJZY-F	J	17 / 2.9	4.1	3.2	4.3	2.8	311 / 8.3	9.6	10.1	17 / 311	KJZY-F
14 KLLC-F	AC-NR	15 / 2.6	3.4	2.0	2.6	3.1	317 / 8.4	7.9	8.6	15 / 317	KLLC-F
14 KMHX-F	AC-NR	15 / 2.6	3.5	2.8	3.6	3.1	380 / 10.1	12.3	12.8	15 / 380	KMHX-F
16 KRSH-F	AOR-P	14 / 2.4	2.6	1.8	1.7	1.9	330 / 8.8	6.2	5.6	14 / 330	KRSH-F
17 KSJO-F	AOR	13 / 2.2	3.2	2.0	0.7	0.9	191 / 5.1	4.7	3.8	13 / 191	KSJO-F
17 KDFC-F	CL	13 / 2.2	3.0	2.7	2.9	1.7	211 / 5.6	6.8	5.2	13 / 211	KDFC-F
19 KFRC-AF	O	12 / 2.1	1.3	2.0	2.1	2.2	219 / 5.8	5.7	7.6	12 / 219	KFRC-AF
20 KRRS	SP	10 / 1.7	1.3	2.0	1.4	0.7	120 / 3.2	2.1	2.1	10 / 120	KRRS

12+ FM Share (Metro): 66.00% (332 of 503) (Spring 99: 65.47%)

Teens	18-34	18-49	25-49	25-54	35+	12+ AMD	12+ Mid	12+ PMD	12+ Eve	12+ Wknd
1 KSXY-F >>	1 KZST-F	1 KZST-F >>	1 KZST-F >>	1 KZST-F >>	1 KZST-F	1 KZST-F >	1 KZST-F >	1 KZST-F >	1 KSXY-F	1 KZST-F >
2 KRPO-F >	1 KSXY-F >	2 KSXY-F <	2 KRPO-F	2 KNBR <	2 KGO	2 KSRO	2 KGO	2 KRPO-F	1 KRPO-F <	2 KGO
	3 KRPO-F	3 KRPO-F	2 KNBR	3 KRPO-F	3 KABL	3 KCBS <	3 KABL <	3 KSXY-F <	3 KZST-F	3 KSXY-F
	4 KLLC-F	4 KXFX-F <	4 KLLC-F	3 KGO <	4 KSFO <	4 KGO	4 KRPO-F	4 KSFO	4 KGO <	3 KABL
	5 KXFX-F	5 KNBR <	4 KGO	5 KFGY-F <	5 KCBS <	5 KRPO-F	5 KNBR	5 KXFX-F <	5 KNBR	5 KRPO-F
	5 KFGY-F	6 KFGY-F	6 KRSH-F	6 KLLC-F <	6 KNBR <	5 KSFO <	6 KFGY-F <	6 KGO	6 KSRO	5 KFGY-F <
	5 KSJO-F	6 KLLC-F	6 KFGY-F	7 KRSH-F	7 KSRO <	7 KLLC-F <	7 KSXY-F	6 KNBR <	6 KJZY-F	7 KNBR <
	8 KMHX-F	8 KMHX-F	6 KXFX-F	7 KXFX-F	8 KJZY-F <	8 KSXY-F	7 KMGG-F <	8 KFGY-F <	6 KDFC-F <	8 KJZY-F
	8 KRRS	8 KSJO-F	6 KSXY-F	7 KMGG-F	9 KRPO-F	8 KSJO-F <	9 KXFX-F	9 KMGG-F	9 KXFX-F	9 KMHX-F
		8 KGO <		10 KSFO	10 KMGG-F	10 KABL	9 KSFO	9 KABL <		9 KCBS <
				10 KSXY-F	10 KFGY-F <					

Wom 18-24	Wom 18-34	Wom 25-34	Wom 18-49	Wom 25-54	Men 18-24	Men 18-34	Men 25-34	Men 18-49	Men 25-54	12+ Ovrnite
1 KSXY-F >>	1 KZST-F	1 KZST-F >>	1 KZST-F >>	1 KZST-F >>	1 KXFX-F	1 KXFX-F	1 KNBR	1 KXFX-F	1 KNBR <	1 KSRO
2 KZST-F >>	2 KSXY-F >>	2 KSXY-F	2 KRPO-F	2 KRPO-F	2 KSJO-F >	1 KSJO-F	2 KTQB	1 KNBR <	2 KZST-F	2 KGO
3 KYLO-F	3 KRPO-F	2 KLLC-F	2 KSXY-F >	3 KGO	3 KMGG-F	3 KRPO-F	2 KRPO-F	3 KSJO-F <	3 KXFX-F	3 KZST-F
3 KFGY-F	3 KLLC-F	4 KRPO-F	4 KRSH-F	4 KRSH-F	3 KMHX-F	4 KNBR	2 KSJO-F	4 KZST-F	4 KSJO-F	4 KCBS
3 KRPO-F >>	5 KFGY-F	4 KFGY-F	4 KGO	4 KLLC-F	3 KSXY-F >>	4 KSXY-F	2 KRRS	5 KMGG-F	4 KSFO	5 KABL >
	6 KMHX-F	4 KIOI-F >	4 KLLC-F	6 KFGY-F		4 KRRS >	2 KIQI >	6 KMHX-F	6 KMGG-F	
	6 KRRS		7 KFGY-F	7 KSXY-F				6 KFGY-F	6 KFGY-F	
	6 KIOI-F >		8 KMHX-F	8 KMGG-F				8 KRPO-F	8 KGO	
			9 KIOI-F					8 KSFO	8 KFRC-AF	
			9 KJZY-F					8 KLLC-F		
			9 KMGG-F					8 KSXY-F		

SANTA ROSA

Other Rated Stations				Metro Share	Cume Rating	TSA AQH	Cume
KGRP-F	SAC	100.9	Calistoga	0.7	3.5	4	133
KTOB	SP-R	1490	Petaluma	1.2	2.7	7	101

Other Rated Stations--Outside Market				Metro Share	Cume Rating	TSA AQH	Cume
KBLX-F	J	102.9	Berkeley	0.5	1.0	3	38
KFAX	REL	1100	San Francisco	0.3	1.8	2	66
KFOG-F	AOR-P	104.5	San Francisco	1.0	3.1	6	116
KIOI-F	AC	101.3	San Francisco	1.2	2.6	7	97
KIQI	SP-NT	1010	San Francisco	0.9	2.1	5	80
KISQ-F	B/O	98.1	San Francisco	1.4	4.6	8	174
KITS-F	AOR-NR	105.3	San Francisco	1.2	4.5	7	169
KKSF-F	J	103.7	San Francisco	0.7	1.4	4	54
KMEL-F	CHR	106.1	San Francisco	1.2	5.9	7	221
KMKY	KIDS	1310	Oakland	0.3	1.7	2	63
KOIT-AF	SAC	96.5	San Francisco	1.0	3.8	6	141
KSAN-F	CL AOR	107.7	San Mateo	1.0	3.4	6	129
KTCT	SPRTS	1050	San Mateo	0.7	1.6	4	61
KUFX-F	CL AOR	98.5	San Jose	0.7	1.4	4	54
KYCY-F	C	93.3	San Francisco	0.7	3.6	4	134
KYLD-F	B/CHR	94.9	San Francisco	1.4	6.5	8	244
KZQZ-F	CHR	95.7	San Francisco	0.7	2.4	4	91

Consolidation Report	12+	25-54	Revenue
Constant KGRP-FM, KRSH-FM, KSXY-FM	7.4 %	7.4 %	%
Emerald City KFGY-FM, KMGG-FM, KSRO-AM, KXFX-FM	13.1 %	12.5 %	%
KZST KJZY-FM, KZST-FM	12.1 %	14.3 %	%
Results Radio KMHX-FM, KRPO-FM	7.3 %	6.9 %	%
	39.9 %	41.1 %	%

Format Performance	AM	FM	Total	%	Yr. Ago
AC	0 (0)	90 (4)	90 (4)	17.9 %	16.4 %
AOR/Classic/NR	0 (0)	69 (7)	69 (7)	13.7 %	16.0 %
Black/Urban	0 (0)	16 (2)	16 (2)	3.2 %	2.6 %
CHR	0 (0)	36 (3)	36 (3)	7.2 %	5.7 %
Classical	0 (0)	13 (1)	13 (1)	2.6 %	3.0 %
Country	0 (0)	52 (3)	52 (3)	10.3 %	10.0 %
Full Service	0 (0)	0 (0)	0 (0)	0.0 %	0.0 %
Hispanic	22 (3)	0 (0)	22 (3)	4.4 %	4.0 %
Jazz	0 (0)	20 (2)	20 (2)	4.0 %	4.2 %
News/Talk	91 (4)	0 (0)	91 (4)	18.1 %	20.6 %
Oldies	3 (1)	26 (2)	29 (3)	5.8 %	6.6 %
Others/Unknown	2 (1)	0 (0)	2 (1)	0.4 %	0.4 %
Religion/Gospel	2 (1)	0 (0)	2 (1)	0.4 %	0.4 %
Soft AC	0 (0)	10 (2)	10 (2)	2.0 %	1.9 %
Sports	27 (2)	0 (0)	27 (2)	5.4 %	4.9 %
Standards/EZ	24 (1)	0 (0)	24 (1)	4.8 %	3.4 %
Totals	171 (13)	332 (26)	503 (39)		

AM Stations

KRRS	1460	1 kw/0.030 kw (DA-1)	Hispanic	\$ NA	Interep	Moon	Santa Rosa
KSRO	1350	5 kw (DA-N)	News/Talk	Westwd, CNN	\$21.00	Allied	Emerald City Santa Rosa

FM Stations

KFGY	92.9	2.3 kw @ 1948	Country	\$ <20.00	Allied	Emerald City	Healdsburg
KJZY	93.7	1.1 kw @ 780	Jazz	ABC \$ <20.00	Mc-Guild	KZST-F	Sebastapol
KMGG	97.7	2.05 kw @ 1122	Oldies	Westwd \$24.00	Allied	Emerald City	Monte Rio
KMHX	104.1	0.25 kw @ 1106	Modern AC	\$ NA	---	KRPO-F	Windsor
KRPQ	104.9	0.34 kw @ 915	Country	\$39.00	Christal	KMHX-F	Rohnert Park
KRSH	98.7	0.34 kw @ 1378	Progressive AOR	\$ <20.00	---	Constant	Middletown
KSXY	95.9	0.34 kw @ 394	CHR	\$ NA	---	Constant	Healdsburg
KXFX	101.7	2.2 kw @ 1089	AOR	\$34.00	Allied	Emerald City	Santa Rosa
KZST	100.1	6 kw @ 239	AC	ABC \$65.00	Mc-Guild	KJZY-F	Santa Rosa

Notes: Other ranked stations -- See San Francisco or San Jose . . . The market's Metro and Total survey areas are the same . . . No station revenues are available

SARASOTA-BRADENTON

Arbitron Rank	78 Pop (12+)	510,800	Stations	33 / 7	Last Year's Revenue:	NA
MSA Rank:		NA	Diaries:	869 / 588:1 / 59.0%	Household Income:	\$40,182
MSA Pop:		NA	Sample Target:	880	Total Retail Sales:	\$6.6 Bil.
DMA:	15 (Tampa)		% Below Line:	57.0	#1 Biller:	NA
Average Persons Rating:		14.7	% Not Listed:	16.7	#1 Billing Portfolio	NA
Market TSL in Hours		20.00	Pop per Station:	72,971		

12+ Metro	Format	Spring 00 1/4 Share	Fall 99	Spg 99	Fall 98	Spg 98	12+ Metro Cume / Rtg	Fall 99	Spg 99	12+ TSA AQH / Cume	Revenue Level
1	WDDV-F	EZ/ST	72 / 9.6	12.4	9.9		767 / 15.0	16.4	17.9	76 / 866	WDDV-F
2	WCTQ-F	C	60 / 8.0	3.9	5.6	6.2	575 / 11.3	8.0	13.3	61 / 593	WCTQ-F
3	WFLZ-F	CHR	47 / 6.3	5.8	6.2	5.9	830 / 16.2	17.8	17.8	64 / 1165	WFLZ-F
4	WSRZ-F	O	45 / 6.0	4.1	5.3	4.0	566 / 11.1	10.0	13.0	69 / 775	WSRZ-F
5	WFLA	T	40 / 5.3	6.2	4.6	6.4	539 / 10.6	12.0	12.3	40 / 539	WFLA
6	WSJT-F	J	33 / 4.4	3.5	3.5	2.7	492 / 9.6	7.5	8.5	46 / 678	WSJT-F
7	WHPT-F	CL AOR	29 / 3.9	5.1	6.2	6.8	463 / 9.1	12.2	12.4	47 / 648	WHPT-F
8	WSSR-F	AC-NR	26 / 3.5	2.0	1.8	2.2	319 / 6.3	8.4	7.3	26 / 325	WSSR-F
9	WXTB-F	AOR	24 / 3.2	3.8	3.8	2.7	320 / 6.3	7.6	7.2	25 / 347	WXTB-F
9	WTBT-F	CL AOR	24 / 3.2	2.0	2.8	0.9	381 / 7.4	7.0	6.5	31 / 463	WTBT-F
11	WWRM-F	SAC	22 / 2.9	3.1	3.9	4.6	531 / 10.4	8.7	9.6	24 / 598	WWRM-F
12	WOUV-F	EZ/ST	21 / 2.8	2.8	5.8	11.9	318 / 6.2	6.2	13.0	24 / 362	WOUV-F
13	WMTX-F	AC/CHR	20 / 2.7	2.3	1.3	1.2	318 / 6.2	6.1	4.4	23 / 369	WMTX-F
13	WLLD-F	CHR/U	20 / 2.7	2.8	3.2	2.8	383 / 7.5	8.1	8.4	21 / 428	WLLD-F
15	WIKX-F	C	18 / 2.4	0.4	0.8	0.6	266 / 5.2	1.4	2.1	43 / 554	WIKX-F
16	WFJO-F	B/O	16 / 2.1	2.7	1.6	3.7	307 / 6.0	8.1	8.4	20 / 417	WFJO-F
17	WGUL-AF	ST	14 / 1.9	3.1	1.5	2.3	209 / 4.1	4.1	3.6	14 / 209	WGUL-AF
18	WKII	ST	11 / 1.5	2.7	2.3	4.2	175 / 3.4	3.9	4.0	39 / 391	WKII
19	WRBQ-F	C	10 / 1.3	2.0	2.2	2.5	171 / 3.3	6.0	5.0	10 / 171	WRBQ-F
19	WINK-F	AC	10 / 1.3	1.4	1.1	1.4	180 / 3.5	3.6	3.8	33 / 421	WINK-F

12+ FM Share (Metro): 85.10% (531 of 624) (Spring 99: 86.53%)

Teens	18-34	18-49	25-49	25-54	35+	12+ AMD	12+ Mid	12+ PMD	12+ Eve	12+ Wknd
1 WFLZ-F >>	1 WCTQ-F <	1 WCTQ-F	1 WCTQ-F >	1 WCTQ-F >	1 WDDV-F >	1 WDDV-F	1 WDDV-F <	1 WDDV-F	1 WCTQ-F	1 WDDV-F
2 WLLD-F >>>	2 WFLZ-F	2 WFLZ-F	2 WHPT-F <	2 WFLZ-F <	2 WSRZ-F	2 WFLZ-F	2 WFLA <	2 WCTQ-F	1 WDDV-F	2 WCTQ-F
	3 WXTB-F <	3 WHPT-F	3 WFLZ-F	3 WHPT-F	3 WFLA	3 WCTQ-F <	3 WCTQ-F	3 WFLZ-F <	3 WLLD-F	3 WSJT-F <
	4 WHPT-F >	4 WXTB-F	4 WXTB-F	4 WSJT-F	3 WCTQ-F	4 WFLA	4 WSRZ-F	4 WSRZ-F >	4 WFLZ-F >	4 WFLZ-F <
	5 WSSR-F <	5 WTBT-F <	5 WTBT-F	4 WSRZ-F <	5 WSJT-F >	5 WSRZ-F	5 WHPT-F <	5 WSJT-F	5 WSJT-F	5 WSRZ-F >
	6 WLLD-F	6 WSSR-F	6 WSJT-F	6 WXTB-F <	6 WWRM-F	6 WXTB-F <	6 WSSR-F <	6 WFLA <	5 WSRZ-F <	6 WHPT-F
	6 WTBT-F >	7 WSJT-F	6 WSSR-F <	7 WSSR-F <	7 WOUV-F	7 WHPT-F	7 WFLZ-F	7 WSSR-F	7 WXTB-F >	7 WWRM-F
		8 WSRZ-F	8 WSRZ-F >	8 WTBT-F	7 WIKX-F <	8 WSJT-F <	8 WTBT-F	8 WLLD-F	8 WWRM-F	7 WTBT-F <
		8 WMTX-F		9 WMTX-F	9 WFLZ-F <	9 WSSR-F <	8 WSJT-F	8 WTBT-F	9 WHPT-F	9 WOUV-F <
				10 WFJO-F		10 WTBT-F <		8 WHPT-F <	10 WRBQ-F	

Wom 18-24	Wom 18-34	Wom 25-34	Wom 18-49	Wom 25-54	Men 18-24	Men 18-34	Men 25-34	Men 18-49	Men 25-54	12+ Ovrnile
1 WCTQ-F	1 WCTQ-F	1 WCTQ-F >	1 WCTQ-F	1 WCTQ-F	1 WFLZ-F >>	1 WXTB-F >	1 WXTB-F >	1 WXTB-F <	1 WXTB-F <	1 WFLA >>
1 WFLZ-F	2 WFLZ-F	2 WHPT-F	2 WFLZ-F >	2 WSRZ-F <	2 WMTX-F >	2 WHPT-F	2 WHPT-F	2 WCTQ-F	2 WCTQ-F	2 WLLD-F
1 WLLD-F	3 WSSR-F	2 WFLZ-F	3 WSSR-F <	3 WFLZ-F	3 WLLD-F	2 WFLZ-F	3 WCTQ-F	3 WFLZ-F <	3 WTBT-F	3 WCTQ-F
4 WSSR-F >	4 WHPT-F	4 WSSR-F >>	4 WHPT-F	4 WSSR-F	3 WRBQ-F >>	4 WCTQ-F	3 WTBT-F >	4 WHPT-F	3 WHPT-F	3 WDDV-F
	5 WLLD-F >		5 WSRZ-F	4 WSJT-F		5 WTBT-F >	5 WFLZ-F >>	4 WTBT-F >	5 WSJT-F <	3 WHPT-F >
	6 WINK-F		5 WSJT-F	6 WHPT-F <		6 WLCC		6 WFLA	6 WFLZ-F	
	7 WWRM-F		7 WMTX-F	7 WMTX-F >		7 WMTX-F		6 WSSR-F	7 WSSR-F	
	7 WMTX-F >		8 WFJO-F	8 WDDV-F		7 WFLA		6 WMTX-F	8 WFLA	
			8 WLLD-F	8 WFJO-F		7 WOUV-F				
			8 WTBT-F			7 WLLD-F >				

Other Rated Stations					Other Rated Stations--Outside Market										
			Metro Share	Cume Rating	TSA AQH Cume			Metro Share	Cume Rating	TSA AQH Cume					
WAMR	SPRTS	1320	Venice	0.4	1.6	3	101	WBBY-F	CL HITS	107.3	St. Petersburg	1.1	4.1	8	222
WSPB	T	1450	Sarasola	0.4	1.7	3	89	WCVU-F	EZ	104.9	Solana	0.4	1.6	33	356
WUGL	ST	930	Sarasola	1.2	2.5	9	125	WDAE	SPRTS	620	St. Petersburg	0.9	3.1	8	165
WYNF-F	AOR/CL	1059	Englewood	0.7	2.1	7	150	WLCC	SP-VA	760	Brandon	0.8	1.6	7	102
								WOST-F	CHR	100.1	Port Charlotte	0.4	2.3	8	210
								WOYK-F	C	99.5	St. Petersburg	1.1	2.9	8	155
								WRXK-F	AOR	96.1	Bonita Springs	0.5	1.4	9	179
								WYUU-F	O	92.5	Safety Harbor	0.4	3.0	3	161

SARASOTA-BRADENTON

Consolidation Report	12+	25-54	Revenue	Format Performance	AM	FM	Total	%	Yr. Ago
Clear Channel	25.1 %	22.8 %	%	AC	0 (0)	56 (3)	56 (3)	9.0 %	4.9 %
WAMR-AM, WCTQ-FM, WDDV-FM, WSPB-AM, WSRZ-FM, WYNF-FM				AOR/Classic/NR	0 (0)	86 (5)	86 (5)	13.8 %	19.9 %
	25.1 %	22.8 %	%	Black/Urban	0 (0)	16 (1)	16 (1)	2.6 %	1.9 %
				CHR	0 (0)	70 (3)	70 (3)	11.2 %	11.8 %
				Classical	0 (0)	0 (0)	0 (0)	0.0 %	0.0 %
				Country	0 (0)	96 (4)	96 (4)	15.4 %	10.9 %
				Full Service	0 (0)	0 (0)	0 (0)	0.0 %	0.0 %
				Hispanic	6 (1)	0 (0)	6 (1)	1.0 %	0.6 %
				Jazz	0 (0)	33 (1)	33 (1)	5.3 %	4.2 %
				News/Talk	43 (2)	0 (0)	43 (2)	6.9 %	7.5 %
				Oldies	0 (0)	56 (3)	56 (3)	9.0 %	8.7 %
				Others/Unknown	0 (0)	0 (0)	0 (0)	0.0 %	0.0 %
				Religion/Gospel	0 (0)	0 (0)	0 (0)	0.0 %	0.0 %
				Soft AC	0 (0)	22 (1)	22 (1)	3.5 %	4.6 %
				Sports	10 (2)	0 (0)	10 (2)	1.6 %	0.4 %
				Standards/EZ	34 (3)	96 (4)	130 (7)	20.8 %	24.4 %
				Totals	93 (8)	531 (25)	624 (33)		

AM Stations

Call	Freq	Pwr	Format	Company	Adm	Chnl	Station
WKII	1070	3.1 kw/0.26 kw	Standards	CNN, Westwd	\$ NA	Cir Chnl	Solana

FM Stations

Call	Freq	Pwr	Format	Company	Adm	Chnl	Station
WCTQ	106.5	25 kw @ 259	Country	Westwd	\$45.00	Eastman	Sarasota
WDDV	92.1	22 kw @ 328	Standards/EZ List	Westwd	\$ NA	Eastman	Venice
WSRZ	107.9	45.8 kw @ 515	Oldies	\$47.00	Eastman	Clear Channel	Coral Cove

Notes: Other ranked stations – See Tampa-Saint Petersburg or Fort Myers-Naples . . . No revenue data are available

SAVANNAH

Arbitron Rank 154 Pop (12+) 236,300	Stations 21 / 19	Last Year's Revenue: \$16,500,000
MSA Rank: 164	Diaries: 937 / 252.1 / 46.9%	Household Income: \$37,480
MSA Pop: 290,000	Sample Target: 900	Total Retail Sales: \$2.9 Bil.
DMA: 99	% Below Line: 2.2	#1 Biller: WAEV-F \$2,570,000
Average Persons Rating: 15.1	% Not Listed: 13.2	#1 Billing Portfolio
Market TSL in Hours 20.00	Pop per Station: 12,437	Cumulus \$7,660,000

12+ Metro	Format	Spring 00 1/4 Share	Fall 99	Spq 99	Fall 98	Spq 98	12+ Metro Cume / Rtg	Fall 99	Spq 99	12+ TSA AQH / Cume	Revenue Level		
1	WEAS-F	B	51 / 14.3	17.2	15.6	12.9	12.1	547 / 23.2	27.7	23.9	125 / 1295	D	WEAS-F
2	WL VH-F	B/AC	33 / 9.3	8.5	8.1	9.4	8.5	406 / 17.2	17.7	18.2	41 / 570	C	WL VH-F
3	WSOK	B/G	28 / 7.9	6.5	7.8	11.3	10.4	270 / 11.4	11.9	11.0	29 / 280	B	WSOK
4	WZAT-F	CHR	19 / 5.3	4.8	5.5	4.8	3.8	427 / 18.0	17.8	17.9	44 / 1043	B	WZAT-F
4	WAEV-F	AC	19 / 5.3	6.8	6.4	5.9	7.1	375 / 15.9	18.5	19.5	34 / 735	D	WAEV-F
6	WJCL-F	C	18 / 5.1	4.5	8.4	5.7	8.5	266 / 11.3	12.8	16.5	36 / 627	D	WJCL-F
7	WYKZ-F	SAC	17 / 4.8	5.4	5.2	4.8	6.3	213 / 9.0	11.0	12.7	34 / 430	B	WYKZ-F
8	WSIS-F	B/O	15 / 4.2	0.8	0.6	1.6	3.3	158 / 6.7	3.0	2.2	16 / 195	A	WSIS-F
8	WLOW-F	ST	15 / 4.2	3.4	4.6	3.8	3.3	189 / 8.0	8.6	8.5	29 / 417	A	WLOW-F
10	WSCA-F	C	14 / 3.9	6.2	4.3	5.7	4.7	276 / 11.7	11.1	12.7	41 / 802	C*	WSCA-F
11	WVVV-F	AC-NR	13 / 3.7	3.1	2.0	0.8	1.1	237 / 10.0	7.7	7.6	26 / 500	A	WVVV-F
12	WIXV-F	CL AOR	12 / 3.4	4.5	3.2	4.0	3.8	233 / 9.9	9.2	10.6	43 / 586	B	WIXV-F
13	WRHQ-F	AOR-P	10 / 2.8	2.0	2.6	2.2	2.2	165 / 7.0	6.7	7.1	10 / 170	B	WRHQ-F
13	WBMQ	T	10 / 2.8	4.2	4.9	6.2	2.5	173 / 7.3	9.8	9.6	18 / 283	B	WBMQ

12+ FM Share (Metro): 83.50% (258 of 309) (Spring 99: 83.49%)

Teens	18-34	18-49	25-49	25-54	35+	12+ AMD	12+ Mid	12+ PMD	12+ Eve	12+ Wknd
1 WEAS-F >>>	1 WEAS-F >>	1 WEAS-F >	1 WEAS-F	1 WEAS-F	1 WSOK <	1 WEAS-F	1 WEAS-F	1 WEAS-F >	1 WEAS-F >>	1 WEAS-F >
2 WZAT-F	2 WZAT-F	2 WL VH-F	2 WL VH-F >	2 WL VH-F >	2 WL VH-F >	2 WL VH-F	2 WL VH-F >	2 WL VH-F >	2 WL VH-F <	2 WSOK >
2 WAEV-F >	2 WVVV-F	3 WAEV-F <	3 WAEV-F <	3 WYKZ-F <	3 WEAS-F	3 WSOK >	3 WSOK	3 WAEV-F <	3 WSOK >>	3 WL VH-F >
	4 WL VH-F	4 WZAT-F	4 WZAT-F	4 WAEV-F <	3 WLOW-F	4 WAEV-F <	4 WAEV-F <	4 WZAT-F <	4 WVVV-F	4 WJCL-F
	5 WAEV-F >	5 WVVV-F	4 WSIS-F	5 WZAT-F	3 WYKZ-F	5 WZAT-F	5 WYKZ-F <	5 WSOK	4 WSIS-F	4 WLOW-F
	6 WIXV-F	5 WSIS-F	6 WYKZ-F <	5 WSIS-F	6 WJCL-F	5 WIXV-F	6 WJCL-F <	5 WJCL-F	6 WZAT-F	4 WZAT-F <
	6 WJCL-F	5 WJCL-F	7 WJCL-F	5 WJCL-F	6 WSIS-F	5 WJCL-F	7 WZAT-F	7 WYKZ-F	6 WYKZ-F	7 WSCA-F
	8 WYKZ-F	8 WIXV-F	8 WYKZ-F	8 WSCA-F	8 WSCA-F <	8 WYKZ-F <	8 WBMQ	7 WVVV-F <	6 WJCL-F	7 WAEV-F
	8 WIXV-F	9 WVVV-F	8 WRHQ-F	8 WRHQ-F	9 WAEV-F	9 WLOW-F	8 WSIS-F <	9 WSIS-F	9 WAEV-F >	7 WVVV-F
		9 WSCA-F	8 WIXV-F	10 WBMQ	9 WSCA-F	10 WSCA-F <	10 WLOW-F <			
		9 WRHQ-F								

Wom 18-24	Wom 18-34	Wom 25-34	Wom 18-49	Wom 25-54	Men 18-24	Men 18-34	Men 25-34	Men 18-49	Men 25-54	12+ Ovrnite
1 WEAS-F >>>	1 WEAS-F >>>	1 WEAS-F >	1 WEAS-F >>	1 WEAS-F	1 WEAS-F >>	1 WEAS-F >	1 WEAS-F	1 WEAS-F	1 WL VH-F <	1 WEAS-F >>>
2 WZAT-F	2 WZAT-F >	2 WZAT-F >	2 WZAT-F	2 WYKZ-F	2 WVVV-F >	2 WVVV-F >	2 WVVV-F	2 WL VH-F	2 WEAS-F >	2 WL VH-F
2 WAEV-F >>	3 WL VH-F	3 WL VH-F	2 WAEV-F	3 WL VH-F	3 WZAT-F	3 WL VH-F	3 WL VH-F	3 WIXV-F	3 WJCL-F	3 WSOK
	3 WAEV-F	3 WAEV-F >	4 WL VH-F	3 WZAT-F	3 WIXV-F >>	3 WZAT-F	3 WIXV-F	4 WVVV-F	3 WIXV-F	3 WSCA-F
	5 WSCA-F >	5 WYKZ-F	5 WYKZ-F >	5 WAEV-F >	3 WIXV-F	3 WIXV-F	3 WJCL-F >	5 WSIS-F	5 WSIS-F	5 WAEV-F >
	6 WYKZ-F	5 WSOK >>	6 WSIS-F	6 WSIS-F	6 WFXH-F	6 WFXH-F		5 WAEV-F	5 WRHQ-F	
	6 WVVV-F		6 WSCA-F	6 WSCA-F	6 WJCL-F	6 WJCL-F		5 WJCL-F	7 WBMQ	
	6 WSOK		8 WJCL-F	8 WJCL-F	6 WAEV-F >			8 WZAT-F	7 WVVV-F	
	6 WJCL-F >>		8 WJLG	8 WJLG				8 WRHQ-F	7 WAEV-F	
				8 WSOK				8 WFXH-F		

Other Rated Stations				Metro Share	Cume Rating	TSA AQH Cume	Other Rated Stations--Outside Market				Metro Share	Cume Rating	TSA AQH Cume
WCHY	KIDS	1290	Savannah	0.6	1.9	2 46	WGZO-F	CHR	103.1	Parris Island, SC	0.8	6.2	20 345
WFXH-F	CL AOR	106.1	Hilton Head	2.0	7.3	15 265	WSKX-F	C/O	92.3	Hinesville, GA	1.4	3.4	10 218
WGCO-F	O	98.3	Midway	2.0	8.9	19 433							
WHGM	B/G	1400	Savannah	0.8	2.6	3 62							
WJLG	B/G	900	Savannah	2.2	6.1	9 154							

SAVANNAH

Consolidation Report	12+	25-54	Revenue	Format Performance	AM	FM	Total	%	Yr. Ago
Clear Channel WAEV-FM, WCHY-AM, WLVA-FM, WSCA-FM, WSOX-AM, WYKZ-FM	31.8 %	31.1 %	41.5 %	AC	0 (0)	32 (2)	32 (2)	10.4 %	12.6 %
				AOR/Classic/NR	0 (0)	29 (3)	29 (3)	9.4 %	6.6 %
Cumulus, pend. WBMQ-AM, WEAS-FM, WHBZ-FM, WIXV-FM, WJCL-FM, WJLG-AM, WSIS-FM, WZAT-FM	37.3 %	39.3 %	46.0 %	Black/Urban	0 (0)	99 (3)	99 (3)	32.0 %	27.8 %
				CHR	0 (0)	22 (2)	22 (2)	7.1 %	6.3 %
Triad, pend. WFXH-AM, WFXH-FM, WGCO-FM, WGZO-FM, WLOW-FM, WWWV-FM	12.7 %	10.3 %	12.4 %	Classical	0 (0)	0 (0)	0 (0)	0.0 %	0.0 %
				Country	0 (0)	37 (3)	37 (3)	12.0 %	14.6 %
				Full Service	0 (0)	0 (0)	0 (0)	0.0 %	0.0 %
				Hispanic	0 (0)	0 (0)	0 (0)	0.0 %	0.0 %
				Jazz	0 (0)	0 (0)	0 (0)	0.0 %	0.0 %
				News/Talk	10 (1)	0 (0)	10 (1)	3.2 %	5.6 %
				Oldies	0 (0)	7 (1)	7 (1)	2.3 %	4.0 %
				Others/Unknown	2 (1)	0 (0)	2 (1)	0.6 %	0.0 %
				Religion/Gospel	39 (3)	0 (0)	39 (3)	12.6 %	11.3 %
				Soft AC	0 (0)	17 (1)	17 (1)	5.5 %	6.0 %
				Sports	0 (0)	0 (0)	0 (0)	0.0 %	0.0 %
				Standards/EZ	0 (0)	15 (1)	15 (1)	4.9 %	5.3 %
	81.8 %	80.7 %	99.9 %	Totals	51 (5)	258 (16)	309 (21)		

AM Stations

WBMQ	630	5 kw (DA-N)	Talk	CBS, Westwd, CNN	\$<20.00	Katz	Cumulus	Savannah
WSOX	1230	1 kw	Black Gospel	AURN, WW1, AMFM	\$17.00	Katz	Clear Channel	Savannah

FM Stations

WAEV	97.3	100 kw @ 991	AC	Westwd, AMFM	\$38.00	Katz	Clear Channel	Savannah
WEAS	93.1	100 kw @ 981	Black	ABC, Westwd	\$25.00	O&R	Cumulus	Savannah
WGCO	98.3	100 kw @ 981	Oldies		\$20.00	Eastman	Triad, pend.	Midway
WIXV	95.5	100 kw @ 856	Classic AOR		\$30.00	Mc-Guild	Cumulus	Savannah
WJCL	96.5	100 kw @ 1161	Country	Westwd	\$35.00	---	Cumulus	Savannah
WLOW	107.9	41 kw @ 538	Standards	Westwd, CNN	\$<20.00	D&R	Triad, pend.	Bluffton, SC
WLVA	101.1	50 kw @ 476	Black AC	AMFM, ABC	\$29.00	Katz	Clear Channel	Hardeeville, SC
WRHQ	105.3	11 kw @ 485	Progressive AOR		\$<20.00	Christal		Richmond Hill
WSCA	94.1	100 kw @ 1320	Country	AMFM	\$40.00	Katz	Clear Channel	Savannah
WSIS	103.9	6 kw @ 328	Black Oldies		\$<20.00	---	Cumulus	Springfield
WWWV	106.9	100 kw @ 801	Modern AC	CNN	\$ NA	O&R	Triad, pend.	Bluffton, SC
WYKZ	98.7	100 kw @ 710	Soft AC	AMFM	\$ NA	Katz	Clear Channel	Beaufort, SC
WZAT	102.1	100 kw @ 1322	CHR		\$20.00	K&P	Cumulus	Savannah

Notes: * WSCA-F revenue level includes WCHY (AM) revenue . . . 2/00 WSKX-F (92.3; Hinesville) changed from Country to Classic Country . . . 5/00 WFXH-AM, WGCO-F, WGZR-F, WLOW-F, WWWV-F sold by Adventure to Triad as part of a \$25,500,000 group transaction (Bergner) . . . 6/00 WHBZ-F (99.7; Port Royal, SC) sold to Cumulus (price NA)

SEATTLE-TACOMA

Arbitron Rank: 14 **Pop (12+):** 2,910,100
MSA Rank: 21-Seattle; 77-Tacoma
MSA Pop: 3,540,000
DMA: 12
Average Persons Rating: 14.4
Market TSL in Hours: 19.00

Stations: 29 / 28
Diaries: 3,810 / 764:1 / 53.8%
Sample Target: 3,690
% Below Line: 0.4
% Not Listed: 14.8
Pop per Station: 103,932

Last Year's Revenue: \$210,800,000
Household Income: \$57,462
Total Retail Sales: \$36.2 Bil.
#1 Biller: KIRO \$27,300,000
#1 Billing Portfolio
Entercom \$83,540,000

12+ Metro	Format	Spring 00 1/4 Share	Win 00	Fall 99	Sum 99	Spg 99	4-Book Avg.	12+ Metro Cume / Rtg.	Fall 99	Spg 99	12+ TSA AQH / Cume	Revenue Level	
1	KIRO	290 / 6.9	5.6	6.6	7.7	6.6	6.7	5705 / 19.6	17.3	17.7	307 / 6059	K	KIRO
2	KMPS-F	249 / 5.9	5.7	4.6	4.9	5.0	5.3	3788 / 13.0	11.1	12.4	267 / 4040	I*	KMPS-F
3	KUBE-F	247 / 5.9	5.6	5.5	6.3	5.5	5.8	4601 / 15.8	16.0	15.5	261 / 4973	I	KUBE-F
4	KBSG-AF	191 / 4.6	4.6	5.6	4.3	3.7	4.8	3788 / 13.0	13.4	12.4	213 / 4271	J	KBSG-AF
5	KRWM-F	171 / 4.1	3.9	4.2	2.7	3.5	3.7	2732 / 9.4	9.1	8.3	180 / 2834	H	KRWM-F
6	KIXI	166 / 4.0	3.5	3.0	3.2	3.7	3.4	2229 / 7.7	5.8	6.8	177 / 2354	D	KIXI
7	KNDD-F	161 / 3.8	4.3	4.3	4.7	4.8	4.3	3728 / 12.8	12.7	14.6	178 / 4067	I	KNDD-F
8	KPLZ-F	154 / 3.7	2.9	3.7	4.0	3.9	3.6	3507 / 12.1	12.4	12.7	159 / 3671	I	KPLZ-F
8	KBKS-F	154 / 3.7	3.6	4.3	4.9	4.9	4.1	4086 / 14.0	15.8	17.1	160 / 4343	H	KBKS-F
10	KYPT-F	153 / 3.7	3.9	1.9	2.5	2.4	3.0	2866 / 9.8	5.2	5.8	168 / 3021	F	KYPT-F
11	KWJZ-F	151 / 3.6	4.9	3.5	4.6	3.4	4.2	2424 / 8.3	8.4	8.0	155 / 2473	H	KWJZ-F
12	KLSY-F	148 / 3.5	3.3	4.5	4.4	4.0	3.9	3008 / 10.3	11.7	11.1	156 / 3130	I	KLSY-F
12	KVI	148 / 3.5	3.9	4.7	3.5	4.5	3.9	1740 / 6.0	7.2	7.2	158 / 1864	H	KVI
14	KING-F	140 / 3.3	4.2	3.6	3.3	3.0	3.6	2352 / 8.1	9.0	8.1	157 / 2556	G	KING-F
15	KISW-F	131 / 3.1	3.3	3.3	3.1	3.5	3.2	2367 / 8.1	8.4	9.0	151 / 2594	I	KISW-F
15	KMTT-F	131 / 3.1	2.6	3.1	2.7	2.9	2.9	2149 / 7.4	8.0	7.8	150 / 2283	H	KMTT-F
17	KZOK-F	128 / 3.1	3.2	2.6	3.3	3.1	3.0	2711 / 9.3	7.9	9.2	141 / 2874	I	KZOK-F
18	KOMO	124 / 3.0	3.3	3.7	2.9	3.7	3.2	2752 / 9.5	14.5	10.2	140 / 3060	G	KOMO
19	KQBZ-F	100 / 2.4	2.4	1.9	2.1	2.0	2.2	2154 / 7.4	6.5	6.7	116 / 2420	G	KQBZ-F
20	KJR	82 / 2.0	2.1	2.2	1.4	2.1	1.9	1868 / 6.4	7.0	7.2	84 / 1995	H	KJR
21	KNWX	66 / 1.6	1.5	1.4	1.6	1.4	1.5	1605 / 5.5	5.0	5.8	67 / 1662	E	KNWX
21	KJR-F	66 / 1.6	2.2	2.3	2.8	3.9	2.2	2034 / 7.0	7.6	8.9	74 / 2222	H	KJR-F
23	KCMS-F	64 / 1.5	2.0	1.6	1.4	1.8	1.6	1238 / 4.3	5.0	5.1	68 / 1352	F	KCMS-F
24	KFNK-F	60 / 1.4	1.7	1.6	0.9	0.8	1.4	1256 / 4.3	3.9	2.1	61 / 1266	F	KFNK-F

12+ FM Share (Metro): 73.88% (2636 of 3568) (Spring 99: 72.81%)

Teens	18-34	18-49	25-49	25-54	35+	12+ AMD	12+ Mid	12+ PMD	12+ Eve	12+ Wknd
1 KUBE-F >	1 KUBE-F	1 KUBE-F	1 KPLZ-F	1 KIRO <	1 KIRO >	1 KIRO <	1 KMPS-F	1 KIRO	1 KIRO	1 KIRO
2 KBKS-F >	2 KNDD-F	2 KYPT-F <	1 KYPT-F <	2 KMPS-F <	2 KBSG-AF	2 KMPS-F <	2 KRWM-F <	2 KUBE-F <	2 KUBE-F >>	2 KMPS-F <
3 KNDD-F >	3 KYPT-F <	3 KMPS-F	3 KIRO <	3 KBSG-AF	2 KIXI <	3 KUBE-F	3 KBSG-AF	3 KMPS-F <	3 KMPS-F	3 KUBE-F
4 KFNK-F >	4 KMPS-F <	3 KPLZ-F <	4 KMTT-F <	3 KMTT-F	4 KMPS-F <	4 KOMO	3 KVI <	4 KQBZ-F	3 KING-F <	4 KBSG-AF
5 KMPS-F	5 KPLZ-F <	5 KNDD-F <	5 KISW-F	3 KPLZ-F <	5 KRWM-F <	4 KVI <	5 KIRO	5 KBKS-F <	5 KBKS-F <	4 KIXI
	6 KISW-F	6 KISW-F <	5 KMPS-F <	6 KYPT-F <	6 KVI <	6 KISW-F <	5 KIXI <	6 KBSG-AF <	6 KNDD-F <	6 KING-F <
	7 KBKS-F	7 KIRO	7 KZOK-F <	7 KISW-F <	7 KWJZ-F <	7 KBSG-AF <	7 KPLZ-F	7 KNDD-F	7 KBSG-AF <	7 KBKS-F <
	8 KLSY-F <	7 KMTT-F <	8 KBSG-AF <	8 KRWM-F	8 KING-F <	8 KPLZ-F <	7 KYPT-F <	8 KIXI	8 KRWM-F	8 KRWM-F
	9 KQBZ-F	9 KZOK-F <	8 KWJZ-F	9 KOMO	9 KNDD-F <	9 KUBE-F <	8 KWJZ-F	9 KLSY-F	9 KLSY-F	8 KNDD-F
	10 KFNK-F	10 KLSY-F <	8 KZOK-F <	10 KLSY-F <	10 KWJZ-F <	8 KYPT-F	9 KWJZ-F	8 KYPT-F	9 KWJZ-F	8 KWJZ-F <
								8 KRWM-F <		

Wom 18-24	Wom 18-34	Wom 25-34	Wom 18-49	Wom 25-54	Men 18-24	Men 18-34	Men 25-34	Men 18-49	Men 25-54	12+ Ovrnite
1 KUBE-F >	1 KUBE-F <	1 KPLZ-F	1 KPLZ-F	1 KPLZ-F <	1 KUBE-F >	1 KUBE-F	1 KISW-F	1 KISW-F	1 KIRO <	1 KUBE-F
2 KMPS-F	2 KPLZ-F	2 KYPT-F	2 KMPS-F <	2 KMPS-F <	2 KNDD-F >	2 KISW-F <	2 KNDD-F	2 KUBE-F <	2 KISW-F	2 KOMO <
2 KBKS-F	3 KYPT-F <	3 KMPS-F	3 KLSY-F <	3 KLSY-F <	3 KMPS-F	3 KNDD-F >	3 KUBE-F	3 KNDD-F <	3 KZOK-F	3 KMPS-F
4 KNDD-F	4 KMPS-F <	3 KLSY-F <	4 KUBE-F	4 KRWM-F <	3 KFNK-F <	4 KYPT-F <	4 KYPT-F <	4 KIRO <	4 KYPT-F <	4 KIRO >
4 KPLZ-F	5 KBKS-F	5 KUBE-F	5 KYPT-F <	5 KBSG-AF <	5 KISW-F	5 KMPS-F <	5 KQBZ-F	5 KZOK-F <	5 KWJZ-F <	5 KBKS-F
6 KYPT-F	6 KLSY-F <	6 KBKS-F <	6 KMTT-F <	6 KMTT-F	6 KBKS-F	6 KQBZ-F	6 KMPS-F	6 KYPT-F	6 KNDD-F	6 KNDD-F
7 KLSY-F	7 KNDD-F >	7 KMTT-F	7 KBKS-F <	7 KYPT-F <	7 KYPT-F	7 KFNK-F	7 KIRO	7 KWJZ-F <	7 KMTT-F	7 KMTT-F
	8 KRWM-F <	8 KNDD-F <	8 KBSG-AF <	8 KBKS-F	7 KJR <	7 KJR	8 KQBZ-F	7 KMPS-F <	7 KMPS-F <	7 KMPS-F <
	9 KMTT-F	9 KRWM-F <	9 KRWM-F	9 KUBE-F	9 KIRO <	9 KZOK-F	9 KMPS-F	9 KQBZ-F	9 KQBZ-F	9 KQBZ-F
	10 KCMS-F	10 KCMS-F >	10 KNDD-F	9 KIRO <		9 KPLZ-F	10 KJR	10 KBSG-AF	10 KBSG-AF	10 KBSG-AF
								10 KMTT-F	10 KUBE-F	10 KJR

SEATTLE-TACOMA

Other Rated Stations				Metro Share	Cume Rating	TSA AQH Cume	Format	Performance	AM	FM	Total	%	Yr. Ago
KGNW	REL	820	Burien	0.4	1.4	20	493	AC	0 (0)	172 (2)	172 (2)	4.8 %	5.4 %
KXXO-F	AC	96.1	Olympia	0.6	1.6	39	650	AOR/Classic/NR	0 (0)	611 (5)	611 (5)	17.1 %	16.6 %
KYCW	C/O	1090	Seattle	0.8	1.5	39	500	Black/Urban	0 (0)	0 (0)	0 (0)	0.0 %	0.9 %
Other Rated Stations--Outside Market				Metro Share	Cume Rating	TSA AQH Cume							
KWPZ-F	REL	106.5	Lynden, WA	0.4	1.4	28	710	CHR	0 (0)	555 (3)	555 (3)	15.6 %	16.6 %
Consolidation Report				12+	25-54	Revenue							
Ackerley				9.5 %	8.4 %	14.0 %							
KHHO-AM, KJR-AM, KJR-FM, KUBE-FM													
CBS/Infinity				17.2 %	17.7 %	19.5 %							
KBKS-FM, KMPS-FM, KYCW-AM, KYPT-FM, KZOK-FM													
Entercom				25.5 %	27.4 %	35.4 %							
KBSG-AM, KIRO-AM, KISW-FM, KMTT-FM, KNDD-FM, KNWX-AM, KQBZ-FM													
Fisher				10.2 %	10.1 %	13.1 %							
KOMO-AM, KPLZ-FM, KVI-AM													
Sandusky				15.2 %	13.6 %	15.1 %							
KIXI-AM, KLSY-FM, KRWM-FM, KSRB-AM, KWJZ-FM													
				77.6 %	77.2 %	97.1 %							

AM Stations

Station	Freq	Power	Time	Format	Revenue	Advertiser	Agency	City
KBSG	1210	27.5 kw	10 kw (DA-2)	Simul. KBSG-F				Auburn
KIRO	710	50 kw	(DA-N)	News/Talk	CBS, AP \$291.00	D&R	Entercom	Seattle
KIXI	880	50 kw	10 kw (DA-2)	Standards	Westwd \$50.00	Christal	Sandusky	Mercer Island
KJR	950	50 kw	(DA-N)	Sports	ESPN, CBS, WWI \$54.00	---	Ackerley	Seattle
KNWX	770	50 kw	5 kw (DA-2)	News	AP \$25.00	D&R	Entercom	Seattle
KOMO	1000	50 kw	(DA-N)	Talk	ABC \$85.00	Sentry	Fisher	Seattle
KVI	570	5 kw		Talk	ABC \$117.00	Sentry	Fisher	Seattle

FM Stations

Station	Freq	Power	Time	Format	Revenue	Advertiser	Agency	City
KBKS	106.1	58 kw	@ 2343	CHR	\$58.00	Eastman	CBS/Infinity	Tacoma
KBSG	97.3	55 kw	@ 2393	Oldies	\$225.00	D&R	Entercom	Tacoma
KCMS	105.3	115 kw	@ 722	Contemp. Christian	\$44.00	---	KCIS	Edmonds
KFNK	104.9	2.5 kw	@ 495	New Rock	\$ NA	Allied		Eatonville
KING	98.1	58 kw	@ 2343	Classical	\$95.00	Sentry		Seattle
KISW	99.9	100 kw	@ 1148	AOR	\$138.00	D&R	Entercom	Seattle
KJR	95.7	100 kw	@ 1180	Classic Hits	\$110.00	Allied	Ackerley	Seattle
KLSY	92.5	58 kw	@ 2343	AC	AP \$145.00	Christal	Sandusky	Bellevue
KMPS	94.1	58 kw	@ 2343	Country	AP \$185.00	Eastman	CBS/Infinity	Seattle
KMTT	103.7	58 kw	@ 2343	Progressive AOR	\$125.00	D&R	Entercom	Tacoma
KNDD	107.7	100 kw	@ 1194	AOR-New Rock	\$140.00	D&R	Entercom	Seattle
KPLZ	101.5	100 kw	@ 1200	CHR/AC	\$120.00	Sentry	Fisher	Seattle
KQBZ	100.7	100 kw	@ 736	Talk	AP \$ NA	D&R	Entercom	Seattle
KRWM	106.9	100 kw	@ 819	Soft AC	\$71.00	Christal	Sandusky	Bremerton
KUBE	93.3	100 kw	@ 1290	CHR	\$145.00	Allied	Ackerley	Seattle
KWJZ	98.9	100 kw	@ 1110	Jazz	\$ 65.00	Christal	Sandusky	Seattle
KYPT	96.5	100 kw	@ 1223	Classic Hits	\$105.00	Eastman	CBS/Infinity	Seattle
KZOK	102.5	100 kw	@ 1194	Classic AOR	\$180.00	Eastman	CBS/Infinity	Seattle

Notes: * KMPS-F revenue level includes KYCW revenue . . . 8/00 KBLE (1050; Seattle) sold to HHH for \$2,850,000 (Blackburn)

SHREVEPORT

Arbitron Rank: 130 Pop (12+):	305,400	Stations:	19 / 17	Last Year's Revenue:	\$15,600,000
MSA Rank:	132	Diaries:	907/337:1/ 50.0%	Household Income:	\$36,699
MSA Pop:	377,000	Sample Target:	940	Total Retail Sales:	\$4.1 Bil.
DMA:	72	% Below Line:	1.5	#1 Biller:	KRMD-F \$3,500,000
Average Persons Rating:	15.0	% Not Listed:	12.9	#1 Billing Portfolio	
Market TSL in Hours:	20.50	Pop per Station:	17,965	Clear Channel	\$5,770,000

12+ Metro	Format	Spring 00 1/4 Share	Win 00	Fall 99	Sum 99	Spg 99	4-Book Avg.	12+ Metro Cume / Rtg.	Fall 99	Spg 99	12+ TSA AQH / Cume	Revenue Level		
1	KMJJ-F	B	68 / 14.9	16.6	12.8	15.3	16.1	14.9	722 / 23.6	24.7	26.3	107 / 1172	C	KMJJ-F
2	KOKS-F	B	50 / 10.9	10.3	11.6	11.1	12.0	11.0	618 / 20.2	23.3	19.0	52 / 693	C	KOKS-F
3	KRMD-F	C	37 / 8.1	8.2	10.3	8.0	8.1	8.6	611 / 20.0	17.0	18.6	49 / 937	E	KRMD-F
4	KVKI-F	AC	36 / 7.9	6.3	6.6	6.9	5.7	6.9	568 / 18.6	13.2	15.0	55 / 805	D	KVKI-F
5	KRUF-F	CHR	28 / 6.1	7.7	6.4	10.4	9.1	7.7	617 / 20.2	18.7	21.4	54 / 1239	C	KRUF-F
6	KOKA	G/B	26 / 5.7	6.5	6.4	6.0	6.8	6.1	264 / 8.6	9.0	8.2	27 / 310	A	KOKA
7	KSYR-F	CHR	23 / 5.0	1.6	2.7	2.9	2.0	3.1	435 / 14.3	8.6	7.7	25 / 510	A	KSYR-F
8	KTAL-F	AOR	22 / 4.8	3.7	3.9	2.4	3.0	3.7	388 / 12.7	7.6	8.8	45 / 674	B	KTAL-F
9	KTUX-F	AOR-NR	18 / 3.9	4.2	3.2	5.8	3.3	4.3	306 / 10.0	6.4	8.3	28 / 541	A	KTUX-F
9	KLKL-F	O	18 / 3.9	3.3	3.2	2.9	2.8	3.3	325 / 10.7	9.8	8.5	19 / 371	A	KLKL-F
9	KITT-F	C	18 / 3.9	4.4	4.3	4.0	4.1	4.2	364 / 11.9	9.7	11.0	22 / 534	B	KITT-F
12	KEEL	T	15 / 3.3	5.8	5.7	5.3	6.3	5.0	276 / 9.0	12.2	11.4	27 / 505	B	KEEL
13	KRVQ-F	O	13 / 2.8	4.7	5.3	2.7	5.2	3.9	219 / 7.2	11.2	10.7	16 / 307	B	KRVQ-F
14	KWKH	C/D	10 / 2.2	3.3	2.5	3.3	1.7	2.8	174 / 5.7	6.3	6.3	24 / 288	A	KWKH

12+ FM Share (Metro): 85.46% (341 of 399) (Spring 99: 82.89%)

Teens	18-34	18-49	25-49	25-54	35+	12+ AMD	12+ Mid	12+ PMD	12+ Eve	12+ Wknd
1 KMJJ-F >>>	1 KMJJ-F >	1 KMJJ-F	1 KMJJ-F <	1 KMJJ-F <	1 KRMD-F <	1 KOKS-F <	1 KMJJ-F	1 KMJJ-F >	1 KMJJ-F >	1 KMJJ-F
2 KSYR-F	2 KOKS-F	2 KOKS-F	2 KOKS-F	2 KOKS-F	2 KVKI-F <	2 KMJJ-F	2 KVKI-F <	2 KRMD-F	2 KOKS-F >	2 KOKS-F >
3 KRUF-F	3 KRUF-F	3 KVKI-F	3 KVKI-F	3 KVKI-F	3 KOKS-F	3 KVKI-F <	3 KRMD-F	2 KVKI-F <	3 KRUF-F <	3 KRMD-F <
3 KOKS-F	3 KTUX-F	4 KRUF-F	4 KRMD-F	4 KRMD-F >	4 KOKA	4 KRMD-F	4 KOKS-F	4 KOKS-F	4 KOKA	4 KOKA
	5 KSYR-F >	4 KRMD-F	5 KRUF-F	5 KRUF-F	5 KMJJ-F	5 KOKA	5 KSYR-F <	5 KRUF-F >	5 KSYR-F <	5 KRUF-F
	6 KVKI-F	6 KSYR-F <	6 KTAL-F <	6 KTAL-F	6 KLKL-F	6 KRUF-F	6 KRUF-F	6 KSYR-F <	6 KTUX-F <	5 KVKI-F <
		7 KTUX-F	7 KSYR-F	7 KSYR-F	7 KEEL <	7 KTAL-F <	6 KTAL-F	7 KTAL-F	7 KRMD-F <	7 KTAL-F <
					7 KOKA <	8 KTAL-F	8 KEEL <	7 KLKL-F <	8 KVKI-F	8 KSYR-F <
					8 KRVQ-F	8 KLKL-F	9 KOKA <	9 KITT-F <		

Wom 18-24	Wom 18-34	Wom 25-34	Wom 18-49	Wom 25-54	Men 18-24	Men 18-34	Men 25-34	Men 18-49	Men 25-54	12+ Ovrnite
1 KMJJ-F >>>	1 KMJJ-F >>	1 KMJJ-F >	1 KMJJ-F	1 KVKI-F	1 KMJJ-F	1 KMJJ-F	1 KOKS-F	1 KMJJ-F	1 KOKS-F <	1 KOKS-F
2 KRUF-F	2 KRUF-F	2 KRUF-F >	2 KVKI-F	2 KMJJ-F	2 KTUX-F	2 KOKS-F	1 KMJJ-F >	2 KOKS-F >	2 KMJJ-F >	1 KMJJ-F >>
2 KOKS-F	3 KSYR-F	3 KVKI-F	3 KOKS-F <	3 KRMD-F <	3 KRUF-F	3 KTUX-F >	3 KTUX-F >	3 KTAL-F	3 KTAL-F	3 KRMD-F
2 KTUX-F	4 KOKS-F	3 KSYR-F	4 KRMD-F	4 KOKS-F	3 KOKS-F >	4 KRUF-F >	4 KRUF-F	4 KVKI-F	4 KVKI-F	4 KWKH
2 KSYR-F >>>	5 KVKI-F	5 KOKS-F	5 KRUF-F >	5 KRUF-F >	5 KTAL-F	4 KTAL-F >	4 KTUX-F	4 KTUX-F	5 KRMD-F	4 KOKA >
	5 KTUX-F >	5 KRMD-F	6 KSYR-F >	6 KOKA		5 KSYR-F >>	6 KRUF-F	6 KRUF-F	6 KEEL	
							7 KSYR-F	6 KLKL-F		

Other Rated Stations				Metro Cume	TSA	Other Rated Stations--Outside Market				Metro Cume	TSA				
Station	Format	Pop	Share	Share	Rating	AQH	Cume	Station	Format	Pop	Share	Rating	AQH	Cume	
KBED-F	SPRTS	102.9	Shreveport	0.7	1.7	3	69	KXKZ-F	C	107.5	Rushlon, LA	0.4	1.1	14	223
KFLO	REL	1300	Shreveport	0.4	1.3	3	64	KYLA-F	C	106.7	Homer, LA	1.1	3.1	6	128
KRMD	SPRTS	1340	Shreveport	1.1	2.7	5	87								

SHREVEPORT

Consolidation Report	12+	25-54	Revenue	Format Performance	AM	FM	Total	%	Yr. Ago
Access.1, pend. KDKS-FM, KLKL-FM, KOKA-AM, KRVQ-FM, KSYR-FM	28.3 %	30.3 %	21.5 %	AC	0 (0)	36 (1)	36 (1)	9.0 %	14.5 %
Clear Channel KEEL-AM, KITT-FM, KRUF-FM, KVKI-FM, WTUX-FM	27.3 %	31.0 %	37.0 %	AOR/Classic/NR	0 (0)	40 (2)	40 (2)	10.0 %	7.1 %
Cumulus, pend. KMJJ-FM, KRMD-AM, KRMD-FM	24.1 %	23.6 %	33.5 %	Black/Urban	0 (0)	118 (2)	118 (2)	29.6 %	31.5 %
				CHR	0 (0)	51 (2)	51 (2)	12.8 %	10.3 %
				Classical	0 (0)	0 (0)	0 (0)	0.0 %	0.0 %
				Country	10 (1)	62 (4)	72 (5)	18.0 %	16.4 %
				Full Service	0 (0)	0 (0)	0 (0)	0.0 %	0.0 %
				Hispanic	0 (0)	0 (0)	0 (0)	0.0 %	0.0 %
				Jazz	0 (0)	0 (0)	0 (0)	0.0 %	0.0 %
				News/Talk	15 (1)	0 (0)	15 (1)	3.8 %	9.0 %
				Oldies	0 (0)	31 (2)	31 (2)	7.8 %	9.0 %
				Others/Unknown	0 (0)	0 (0)	0 (0)	0.0 %	0.0 %
				Religion/Gospel	28 (2)	0 (0)	28 (2)	7.0 %	7.6 %
				Soft AC	0 (0)	0 (0)	0 (0)	0.0 %	0.0 %
				Sports	5 (1)	3 (1)	8 (2)	2.0 %	0.0 %
				Standards/EZ	0 (0)	0 (0)	0 (0)	0.0 %	0.5 %
	79.7 %	84.9 %	92.0 %	Totals	58 (5)	341 (14)	399 (19)		

AM Stations

Station	Freq	Power	Format	Parent	Rate	AM	FM	Notes
KEEL	710	50 kw/5 kw (DA-2)	Talk	CNN, TARN, ABC	\$24.00	Clr Chnl	Clear Channel	Shreveport
KOKA	980	5 kw/0.08 kw	Gospel/Black	AURN, WW1, ABC	\$20.00	Allied	Access.1	Shreveport
KWKH	1130	50 kw (DA-N)	Talk/Sports	ABC	\$ NA	Clr Chnl	Clear Channel	Shreveport

FM Stations

Station	Freq	Power	Format	Parent	Rate	AM	FM	Notes
KDKS	103.7	6 kw @ 328	Black	ABC	\$22.00	Allied	Access.1	Houghton
KITT	93.7	100 kw @ 1010	Country	ABC	\$30.00	Clr Chnl	Clear Channel	Shreveport
KLKL	92.1	6 kw @ 325	Oldies	ABC	\$<20.00	Allied	Access.1	Benton
KMJJ	99.7	50 kw @ 462	Black	Westwd, ABC	\$36.00	Eastman	Cumulus, pend.	Shreveport
KRMD	101.1	100 kw @ 1118	Country		\$68.00	Eastman	Cumulus, pend.	Shreveport
KRUF	94.5	100 kw @ 1296	CHR	Westwd	\$ NA	Clr Chnl	Clear Channel	Shreveport
KRVQ	102.1	14 kw @ 440	Oldies		\$ NA	--	Access.1	Blanchard
KSYR	95.7	50 kw @ 469	AC		\$ NA	--	Access.1	Minden
KTAL	98.1	100 kw @ 1361	AOR	ABC	\$25.00	Banner		Texarkana, TX
KTUX	98.9	100 kw @ 718	AOR-New Rock		\$<20.00	Clr Chnl	Clear Channel	Carthage, TX
KVKI	96.5	100 kw @ 797	AC		\$46.00	Clr Chnl	Clear Channel	Shreveport

Notes: To the best of our knowledge, KRMD and KBED-F were still simulcast, although they weren't shown as such in this Arbitron . . . 3/00 KOKA, KLKL-F and KDKS-F sold to Access.1 Communications (Sydney Small) for \$9,688,901 . . . 5/00 KASO (1240; Minden) and CP for KBED-F (104.5; Gibsland, LA) sold for \$375,000 . . . 5/00 KRVQ-F and KSYR-F sold to Access.1 for \$7,900,000 (Mahlman) . . . 9/00 KBED-F temporarily suspended operation; it will return in the near future with a new format

SIOUX FALLS

Arbitron Rank 210 Pop (12+) 141,800	Stations 17 / 13	Last Year's Revenue: \$9,300,000
MSA Rank: 228	Diaries: 620 / 229:1 / 63.9%	Household Income: \$52,051
MSA Pop: 164,000	Sample Target: 610	Total Retail Sales: \$2.6 Bil.
DMA: 116	% Below Line: 7.6	#1 Biller: KELO \$1,100,000
Average Persons Rating: 16.6	% Not Listed: 12.3	#1 Billing Portfolio
Market TSL in Hours 22.25	Pop per Station: 10,908	Midcontinent \$4,270,000

12+ Metro	Format	Spring 00 1/4 Share	Fall 99	Spg 99	Fall 98	Spg 98	12+ Metro Cume / Rtg	Fall 99	Spg 99	12+ TSA AQH / Cume	Revenue Level	
1	KRRO-F	33 / 14.0	8.3	8.0	6.1	8.9	304 / 21.4	16.7	19.0	44 / 503	C	KRRO-F
2	KKLS-F	22 / 9.3	9.2	10.7	10.4	12.0	390 / 27.5	30.0	32.6	42 / 814	B	KKLS-F
3	KELO-F	18 / 7.6	9.2	9.6	10.9	10.7	226 / 15.9	18.5	20.8	43 / 543	C	KELO-F
4	KXRB	17 / 7.2	7.4	4.6	5.2	4.9	115 / 8.1	10.1	8.6	30 / 269	B	KXRB
4	KIKN-F	17 / 7.2	6.6	7.3	6.5	5.3	232 / 16.4	14.3	14.7	51 / 594	B	KIKN-F
6	KMXC-F	16 / 6.8	4.4	7.3	7.8	6.7	276 / 19.5	16.5	17.8	17 / 332	B	KMXC-F
7	KYBB-F	15 / 6.4	6.6	5.0	5.2	7.6	239 / 16.8	15.3	18.1	19 / 312	B	KYBB-F
7	KTWB-F	15 / 6.4	5.2	8.4	8.7	7.1	203 / 14.3	13.7	15.9	19 / 286	B	KTWB-F
9	KELO	11 / 4.7	8.3	7.3	5.6	8.0	164 / 11.6	15.0	12.9	12 / 208	C	KELO
10	KSOO	10 / 4.2	4.4	4.6	4.8	4.5	144 / 10.1	13.7	12.7	13 / 209	A	KSOO
10	KISD-F	10 / 4.2	3.5	3.8	1.7	2.7	161 / 11.3	7.3	10.7	17 / 272	A	KISD-F

12+ FM Share (Metro): 76.33% (158 of 207) (Spring 99: 75.11%)

Teens	18-34	18-49	25-49	25-54	35+	12+ AMD	12+ Mid	12+ PMD	12+ Eve	12+ Wknd
1 KKLS-F >>>	1 KRRO-F >>>	1 KRRO-F >>	1 KRRO-F >	1 KRRO-F >	1 KXRB	1 KRRO-F <	1 KRRO-F >	1 KRRO-F	1 KRRO-F	1 KRRO-F <
2 KRRO-F >>	2 KKLS-F	2 KYBB-F	2 KTWB-F	2 KMXC-F <	2 KELO-F >	2 XYBB-F >	2 KMXC-F	2 KKLS-F >	2 KKLS-F >	2 KKLS-F <
3 KIKN-F	2 KMXC-F <	2 KYBB-F <	3 KYBB-F <	3 KTWB-F	3 KELO	3 KELO-F <	3 KIKN-F <	3 KIKN-F <	3 KIKN-F	3 KXRB >
3 KMXC-F	4 KIKN-F	2 KMXC-F	4 KTWB-F <	3 KELO	4 KELO-F <	4 KXRB <	4 KMXC-F	4 KTWB-F	4 KTWB-F	4 KIKN-F
5 KYBB-F >	4 KKLS-F <	5 KIKN-F	5 KIKN-F <	3 KSOO	5 KKLS-F	5 KIKN-F <	5 KELO-F	5 KELO-F	5 KELO-F	5 KELO-F <
	6 KTWB-F	6 KELO-F	6 KELO-F	6 KYBB-F	6 KMXC-F <	6 KKLS-F <	6 KTWB-F	5 KSOO	6 KTWB-F	6 KTWB-F
		6 KKLS-F >	7 KKLS-F	6 KIKN-F	7 KTWB-F	7 KTWB-F	6 KXRB	5 KYBB-F >	6 KSOO	6 KSOO
					7 KIKN-F	8 KISO-F	8 KYBB-F <		8 KISD-F	8 KISD-F

Wom 18-24	Wom 18-34	Wom 25-34	Wom 18-49	Wom 25-54	Men 18-24	Men 18-34	Men 25-34	Men 18-49	Men 25-54	12+ Ovrnite
1 KRRO-F	1 KRRO-F >>	1 KRRO-F >>	1 KRRO-F	1 KELO-F	1 KRRO-F >>>	1 KRRO-F >>>	1 KRRO-F >>>	1 KRRO-F >>	1 KRRO-F >	1 KSOO
2 KKLS-F >	2 KKLS-F	2 KELO-F	2 KELO-F	2 KIKN-F	2 KKLS-F	2 KKLS-F	2 KMXC-F	2 KYBB-F	2 KYBB-F >	1 KWSN >
3 KIKN-F >>	3 KIKN-F	2 KIKN-F	3 KIKN-F	2 KMXC-F	2 KYBB-F >>	2 KMXC-F	2 KYBB-F	3 KTWB-F	3 KTWB-F	3 KKLS-F
	4 KELO-F	2 KKLS-F >>	3 KKLS-F	2 KRRO-F		2 KYBB-F >	4 KSOB-F >	4 KMXC-F	3 KMXC-F	3 KYBB-F
	4 KMXC-F >>>		3 KMXC-F	5 KTWB-F				5 KIKN-F	5 KIKN-F	
				5 KELO				5 KKLS-F	6 KKLS-F	
									6 KSOB-F	

Other Rated Stations				Metro Share	Cume Rating	TSA AQH Cume	Other Rated Stations--Outside Market				Metro Share	Cume Rating	TSA AQH Cume
KLQL-F	C	101.1	Luverne, MN	1.7	4.2	20 219	KCLH-F	CL HITS	104.1	Yankton, SD	0.4	1.7	11 198
XSOB-F	CL AOR	95.7	Deli Rapids, SD	2.5	7.6	11 135	KKCK-F	CHR	99.7	Marshall, MN	0.4	3.3	5 175
KWSN	T/SPRTS	1230	Sioux Falls	2.1	6.7	9 136	WNAX	C/FS	570	Yankton, SD	2.5	5.1	24 378

SIOUX FALLS

Consolidation Report			12+	25-54	Revenue	Format Performance		AM	FM	Total	%	Yr. Ago		
Midcontinent			34.8 %	38.2 %	45.9 %	AC	0	(0)	16	(1)	16	(1)	7.7 %	8.2 %
KELO-AM, KELO-FM, KRRO-FM, KTWB-FM, KWSN-AM						AOR/Classic/NR	0	(0)	39	(2)	39	(2)	18.8 %	17.2 %
Southern Minnesota			41.1 %	37.6 %	43.5 %	Black/Urban	0	(0)	0	(0)	0	(0)	0.0 %	0.0 %
KIKN-FM, KKLS-FM, KMXC-FM, KSOO-AM, KXRB-AM, KYBB-FM						CHR	0	(0)	23	(2)	23	(2)	11.1 %	12.9 %
			75.9 %	75.8 %	89.4 %	Classical	0	(0)	0	(0)	0	(0)	0.0 %	0.0 %
						Country	17	(1)	36	(3)	53	(4)	25.6 %	26.6 %
						Full Service	17	(2)	0	(0)	17	(2)	8.2 %	9.9 %
						Hispanic	0	(0)	0	(0)	0	(0)	0.0 %	0.0 %
						Jazz	0	(0)	0	(0)	0	(0)	0.0 %	0.0 %
						News/Talk	15	(2)	0	(0)	15	(2)	7.2 %	9.9 %
						Oldies	0	(0)	26	(3)	26	(3)	12.6 %	4.7 %
						Others/Unknown	0	(0)	0	(0)	0	(0)	0.0 %	0.0 %
						Religion/Gospel	0	(0)	0	(0)	0	(0)	0.0 %	0.0 %
						Soft AC	0	(0)	18	(1)	18	(1)	8.7 %	10.7 %
						Sports	0	(0)	0	(0)	0	(0)	0.0 %	0.0 %
						Standards/EZ	0	(0)	0	(0)	0	(0)	0.0 %	0.0 %
						Totals	49	(5)	158	(12)	207	(17)		

AM Stations

Station	Freq	Power	Time	Format	AP	Rate	Advertiser	Agency	City
KELO	1320	5 kw	(DA-N)	Full Service	AP	\$26.00	Katz	Midcontinent	Sioux Falls
KSOO	1140	10 kw/5 kw	(DA-N)	Talk/Sports	ABC, Westwd, SBSUS	\$<20.00	Christal	So. Minnesota	Sioux Falls
KXRB	1000	10 kw	(Days, DA)	Country	Westwd, CNN	\$<20.00	Christal	So. Minnesota	Sioux Falls

FM Stations

Station	Freq	Power	Time	Format	AP	Rate	Advertiser	Agency	City
KELO	92.5	100 kw	@ 1850	Soft AC	AP	\$21.00	Banner	Midcontinent	Sioux Falls
KIKN	100.5	100 kw	@ 942	Country		\$<20.00	Mc-Guild	So. Minnesota	Salem
KISD	98.7	100 kw	@ 1014	Oldies	ABC	\$ NA	---		Pipestone, MN
KKLS	104.7	100 kw	@ 705	CHR	Westwd	\$<20.00	Mc-Guild	So. Minnesota	Sioux Falls
KMXC	97.3	60 kw	@ 220	AC/CHR	ABC	\$20.00	Christal	So. Minnesota	Sioux Falls
KRRO	103.7	38 kw	@ 394	AOR	Westwd	\$30.00	Katz	Midcontinent	Sioux Falls
KTWB	101.9	34 kw	@ 577	Country		\$27.00	Banner	Midcontinent	Sioux Falls
KYBB	102.7	50 kw	@ 200	Classic AOR		\$<20.00	Christal	So. Minnesota	Canton, SD

Notes:

SOUTH BEND

Arbitron Rank 163 Pop (12+) 214,700	Stations 19 / 16	Last Year's Revenue: \$16,100,000
MSA Rank: 172	Diaries: 952 / 226:1 / 50.9%	Household Income: \$42,289
MSA Pop: 259,000	Sample Target: 960	Total Retail Sales: \$2.9 Bil.
DMA: 88 (w/Elkhart)	% Below Line: 3.2	#1 Biller: NA
Average Persons Rating: 14.7	% Not Listed: 16.5	#1 Billing Portfolio NA
Market TSL in Hours 19.50	Pop per Station: 13,419	

12+ Metro	Format	Spring 00 1/4 Share	Fall 99	Spg 99	Fall 98	Spg 98	12+ Metro Cume / Rtg	Fall 99	Spg 99	12+ TSA AQH / Cume	Revenue Level	
1	WNDV-F	CHR	47 / 14.9	13.6	12.5	9.6	11.1	700 / 32.6	34.5	31.6	136 / 1993	WNDV-F
2	WNSN-F	AC	33 / 10.5	10.6	10.0	8.7	10.5	520 / 24.2	18.4	22.2	78 / 1388	WNSN-F
3	WBYT-F	C	29 / 9.2	13.9	11.9	13.0	11.5	386 / 18.0	21.2	20.2	112 / 1499	WBYT-F
4	WRBR-F	AOR	24 / 7.6	7.3	6.2	6.8	9.3	415 / 19.3	18.4	18.7	42 / 875	WRBR-F
5	WSBT	FS	23 / 7.3	7.9	7.2	9.6	9.0	388 / 18.1	16.8	18.5	35 / 631	WSBT
6	WAOR-F	CL AOR	19 / 6.0	5.6	7.5	5.9	5.3	294 / 13.7	15.5	15.7	43 / 693	WAOR-F
7	WUBU-F	B	17 / 5.4	4.3	5.0	7.7	6.5	166 / 7.7	8.0	9.0	27 / 280	WUBU-F
8	WZOC-F	O	15 / 4.8	4.6	6.2	5.3	6.8	279 / 13.0	11.2	14.5	37 / 705	WZOC-F
9	WSMK-F	CHR/B	13 / 4.1	3.0	3.4	3.7	3.4	228 / 10.6	7.3	11.0	32 / 553	WSMK-F
10	WHLY	ST	12 / 3.8	4.0	5.6	5.6	5.3	140 / 6.5	5.9	8.7	16 / 193	WHLY

12+ FM Share (Metro): 81.82% (216 of 264) (Spring 99: 79.86%)

Teens	18-34	18-49	25-49	25-54	35+	12+ AMD	12+ Mid	12+ PMD	12+ Eve	12+ Wknd
1	WNOV-F >>>	1	WNSN-F	1	WNSN-F	1	WNOV-F	1	WNOV-F	1
2	WSMK-F >>	2	WNSN-F <	2	WNSN-F	2	WNSN-F <	2	WNSN-F	2
3	WNSN-F >>	3	WRBR-F	3	WRBR-F	3	WRBR-F	3	WRBR-F	3
		4	WBYT-F	4	WBYT-F	4	WBYT-F	4	WBYT-F	4
		5	WAOR-F	5	WAOR-F	5	WAOR-F	5	WAOR-F	5
			6	WZOC-F	6	WZOC-F	6	WZOC-F	6	6
			7	WSBT	7	WSBT	7	WSBT	7	7
				8	WHLY >	8	WHLY >	8	WHLY >	8

Wom 18-24	Wom 18-34	Wom 25-34	Wom 18-49	Wom 25-54	Men 18-24	Men 18-34	Men 25-34	Men 18-49	Men 25-54	12+ Ovrnite
1	WNOV-F >>>	1	WNSN-F >	1	WNSN-F >	1	WNSN-F >	1	WNSN-F >	1
2	WSMK-F	2	WRBR-F >	2	WRBR-F >	2	WRBR-F >	2	WRBR-F >	2
3	WBYT-F	3	WBYT-F	3	WBYT-F	3	WBYT-F	3	WBYT-F	3
4	WUBU-F	4	WUBU-F >	4	WUBU-F >	4	WUBU-F >	4	WUBU-F >	4
5	WSMK-F	5	WRBR-F	5	WRBR-F	5	WRBR-F	5	WRBR-F	5
6	WRBR-F >>>	6	WZOC-F	6	WZOC-F	6	WZOC-F	6	WZOC-F	6
		7	WSBT	7	WSBT	7	WSBT	7	WSBT	7
			8	WHLY >	8	WHLY >	8	WHLY >	8	8

Other Rated Stations				Metro	Cume	TSA	Other Rated Stations--Outside Market				Metro	Cume	TSA		
Station	REL-CC	104.7	Elkhart	Share	Rating	AQH	Cume	Station	REL-CC	104.7	Elkhart	Share	Rating	AQH	Cume
WFRN-F	REL-CC	104.7	Elkhart	1.9	6.2	49	694	WGN	FS/T	720	Chicago	1.3	5.3	23	448
WGTC-FF	REL-CC	102.3	New Carlisle	0.6	3.3	23	404	WLS	T	890	Chicago	1.3	3.1	24	314
WHFB-F	C	99.9	Benton Harbor, MI	1.3	5.4	12	372	WMVP	SPRTS	1000	Chicago	0.6	2.0	7	120
WJVA	C/O	1580	South Bend	1.0	2.5	3	76								
WZOW-F	CL AOR	97.7	Goshen	2.2	5.2	38	514								

SOUTH BEND

Consolidation Report	12+	25-54	Revenue	Format Performance	AM	FM	Total	%	Yr. Ago
Artistic WHLY-AM, WJVA-AM, WNDV-AM, WNDV-FM	19.7 %	11.8 %	%	AC	0 (0)	33 (1)	33 (1)	12.5 %	12.6 %
Federated WAOR-FM, WBYT-FM, WNIL-AM, WRBR-FM	22.8 %	28.7 %	%	AOR/Classic/NR	0 (0)	50 (3)	50 (3)	18.9 %	18.3 %
	42.5 %	40.5 %	%	Black/Urban	0 (0)	17 (1)	17 (1)	6.4 %	5.8 %
				CHR	0 (0)	60 (2)	60 (2)	22.7 %	18.3 %
				Classical	0 (0)	0 (0)	0 (0)	0.0 %	0.0 %
				Country	3 (1)	33 (2)	36 (3)	13.6 %	15.5 %
				Full Service	27 (2)	0 (0)	27 (2)	10.2 %	10.4 %
				Hispanic	0 (0)	0 (0)	0 (0)	0.0 %	0.0 %
				Jazz	0 (0)	0 (0)	0 (0)	0.0 %	0.0 %
				News/Talk	4 (1)	0 (0)	4 (1)	1.5 %	1.4 %
				Oldies	0 (0)	15 (1)	15 (1)	5.7 %	7.2 %
				Others/Unknown	0 (0)	0 (0)	0 (0)	0.0 %	0.0 %
				Religion/Gospel	0 (0)	8 (3)	8 (3)	3.0 %	4.0 %
				Soft AC	0 (0)	0 (0)	0 (0)	0.0 %	0.0 %
				Sports	2 (1)	0 (0)	2 (1)	0.8 %	0.0 %
				Standards/EZ	12 (1)	0 (0)	12 (1)	4.5 %	6.5 %
				Totals	48 (6)	216 (13)	264 (19)		

AM Stations

WHLY	1620	10 kw/1 kw	Standards	ABC	--	Artistic	South Bend
WSBT	960	5 kw (DA-2)	Full Service	CBS, Westrd	Katz	Schurz	South Bend

FM Stations

WAOR	95.3	3.3 kw @ 298	AOR		Eastman	Federated	Niles
WBYT	100.7	15 kw @ 910	Country		Christal	Federated	Elkhart
WNDV	92.9	12.5 kw @ 879	CHR		Mc-Guild	Artistic	South Bend
WNSN	101.5	13 kw @ 970	AC	Westrd	Katz	Schurz	South Bend
WRBR	103.9	3 kw @ 328	AOR		Christal	Federated	South Bend
WSMK	99.1	3 kw @ 328	Dance CHR		--		Buchanan, MI
WUBU	106.3	3 kw @ 292	Black	ABC, AURN	Allied		South Bend
WZOC	94.3	11.5 kw @ 492	Oldies		Katz		Plymouth

Notes: No station revenue estimates are available . . . WGTC-F is LMA'd to LeSea (WHME-F/WHPZ-F) . . . WUBU-F has a Joint Sales agreement with Federated . . . WHFB-F and WZOC-F are LMA'd to Schurz . . . 5/00 WGTO (910; Cassopolis) changed from an Oldies/Standards blend to Oldies

SPOKANE

Arbitron Rank: 91 Pop (12+): 430,000	Stations: 23 / 23	Last Year's Revenue: \$18,800,000
MSA Rank: 121	Diaries: 1,382 / 311:1 / 53.5%	Household income: \$40,542
MSA Pop: 418,000	Sample Target: 1,420	Total Retail Sales: \$5.8 Bil.
DMA: 76	% Below Line: 0.0	#1 Billing: KKZX-F \$2,500,000
Average Persons Rating: 14.8	% Not Listed: 12.6	#1 Billing Portfolio
Market TSL In Hours: 20.00	Pop per Station: 18,696	Clear Channel \$6,410,000

12+ Metro	Format	Spring 00 1/4 Share	Win 00	Fall 99	Sum 99	Spg 99	4-Book Avg.	12+ Metro Cume / Rtg.	Fall 99	Spg 99	12+ TSA AQH / Cume	Revenue Level	
1	KZZU-F	66 / 10.4	8.8	9.2	10.7	9.4	9.8	1070 / 24.9	21.4	23.0	81 / 1375	D	KZZU-F
2	KHTQ-F	47 / 7.4	4.9	3.8	4.5	4.7	5.1	650 / 15.1	9.5	12.1	53 / 802	B	KHTQ-F
3	KKZX-F	41 / 6.4	7.2	8.6	9.3	8.9	7.9	692 / 16.1	17.4	18.6	56 / 973	D	KKZX-F
4	KDRK-F	40 / 6.3	8.9	7.2	8.0	8.9	7.6	618 / 14.4	14.6	17.4	56 / 840	D	KDRK-F
5	KXLY-F	37 / 5.8	8.5	6.3	6.0	6.5	6.7	678 / 15.8	14.3	14.6	51 / 867	C	KXLY-F
5	KXLY	37 / 5.8	4.7	5.5	6.2	5.1	5.6	549 / 12.8	14.2	11.4	44 / 678	B	KXLY
7	KEYF-AF	36 / 5.7	5.0	4.5	4.9	6.5	5.0	649 / 15.1	14.5	16.0	45 / 867	C	KEYF-AF
7	KAEP-F	AOR-NR	36 / 5.7	6.7	6.3	7.6	4.5	626 / 14.6	14.9	14.7	44 / 803	C	KAEP-F
9	KISC-F	AC	35 / 5.5	6.0	6.1	5.1	4.5	542 / 12.6	12.2	11.3	46 / 705	C	KISC-F
10	KAQQ	ST	33 / 5.2	4.6	3.8	4.3	5.9	354 / 8.2	5.5	9.1	38 / 410	A	KAQQ
11	KNFR-F	C	32 / 5.0	5.0	6.4	3.1	2.7	505 / 11.7	14.3	8.7	42 / 693	C	KNFR-F
12	KGA	N/T	26 / 4.1	5.5	6.4	3.7	5.1	368 / 8.6	10.6	9.9	35 / 496	B	KGA
13	KTSL-F	REL-CC	21 / 3.3	2.6	2.0	2.2	1.2	292 / 6.8	5.5	3.5	22 / 323	A	KTSL-F
14	KWHK-F	CL AOR	14 / 2.2	2.0	2.3	2.6	2.0	275 / 6.4	7.5	5.4	18 / 335		KWHK-F
15	KCDA-F	AC/CHR	13 / 2.0	1.8	1.4	2.8	2.1	352 / 8.2	5.8	4.8	13 / 382	A	KCDA-F
16	KEZE-F	AC/CHR	12 / 1.9	2.9	2.8	3.2	4.5	341 / 7.9	9.5	10.1	12 / 368	A	KEZE-F
17	KJRB	SPRTS	10 / 1.6	1.8	2.8	1.5	1.4	164 / 3.8	5.7	2.9	13 / 213	A	KJRB

12+ FM Share (Metro): 79.17% (441 of 557) (Spring 99: 77.40%)

Teens	18-34	18-49	25-49	25-54	35+	12+ AMD	12+ Mid	12+ PMD	12+ Eve	12+ Wknd
1 KZZU-F >>>	1 KHTQ-F	1 KZZU-F <	1 KZZU-F <	1 KZZU-F	1 KXLY	1 KZZU-F >	1 KZZU-F	1 KZZU-F >	1 KZZU-F >	1 KZZU-F >
2 KHTQ-F	2 KZZU-F	2 KHTQ-F	2 KKZX-F <	1 KKZX-F <	2 KAQQ <	2 KXLY <	2 KHTQ-F <	2 KHTQ-F <	2 KHTQ-F >	2 KHTQ-F
2 KAEP-F >>	3 KAEP-F <	3 KKZX-F <	3 KHTQ-F	3 KHTQ-F	3 KXLY-F	3 KHTQ-F <	3 KDRK-F <	3 KDRK-F <	3 KNFR-F	3 KDRK-F <
4 KDRK-F >	4 KDRK-F <	3 KDRK-F <	3 KDRK-F <	3 KDRK-F <	3 KEYF-AF	4 KKZX-F	4 KISC-F	4 KAEP-F <	4 KXLY-F	4 KEYF-AF <
5 KKZX-F	5 KAEP-F	5 KAEP-F	5 KAEP-F	5 KISC-F <	5 KISC-F <	5 KDRK-F	4 KKZX-F	5 KEYF-AF <	4 KXLY	5 KXLY-F
6 KNFR-F	6 KISC-F <	6 KISC-F	6 KAEP-F <	6 KAEP-F <	6 KKZX-F	6 KAQQ <	6 KAEP-F <	6 KXLY-F <	6 KKZX-F <	5 KAQQ <
	7 KXLY-F	7 KXLY-F <	7 KXLY-F <	7 KXLY-F <	7 KNFR-F	7 KISC-F <	7 KGA <	7 KKZX-F <	7 KAQQ	7 KKZX-F <
	7 KNFR-F	8 KNFR-F <	8 KNFR-F <	8 KNFR-F <	7 KGA <	8 KXLY-F	8 KEYF-AF	8 KISC-F <	7 KAEP-F	8 KXLY
	9 KEYF-AF	9 KTSL-F	9 KEYF-AF	9 KDRK-F	8 KAEP-F	8 KAEP-F	8 KXLY-F	9 KNFR-F <	9 KEYF-AF	8 KNFR-F
	9 KTSL-F >		10 KTSL-F	10 KZZU-F	10 KEYF-AF	10 KEYF-AF	10 KXLY <	10 KXLY	9 KGA	10 KAEP-F <

Wom 18-24	Wom 18-34	Wom 25-34	Wom 18-49	Wom 25-54	Men 18-24	Men 18-34	Men 25-34	Men 18-49	Men 25-54	12+ Ovrnite
1 KZZU-F >>>	1 KZZU-F >>	1 KZZU-F >	1 KZZU-F >	1 KISC-F <	1 KHTQ-F >>	1 KHTQ-F >>	1 KHTQ-F >	1 KHTQ-F	1 KHTQ-F	1 KZZU-F >
2 KDRK-F	2 KDRK-F	2 KDRK-F	2 KDRK-F	2 KZZU-F <	2 KKZX-F >	2 KAEP-F	2 KAEP-F >	2 KKZX-F >	1 KKZX-F >	2 KHTQ-F
3 KAEP-F >	3 KAEP-F	3 KAEP-F	3 KISC-F	3 KDRK-F	3 KZZU-F	3 KKZX-F	3 KDRK-F	3 KAEP-F	3 KAEP-F <	3 KDRK-F
4 KHTQ-F	4 KHTQ-F	4 KHTQ-F	4 KXLY-F <	4 KXLY-F >	4 KAEP-F >	4 KDRK-F	4 KZZU-F	4 KZZU-F	4 KEYF-AF	3 KEYF-AF
4 KCDA-F	5 KNFR-F >	5 KNFR-F	5 KAEP-F	5 KAEP-F		4 KZZU-F >>	5 KKZX-F	5 KEYF-AF	5 KNFR-F	
4 KEZE-F		6 KISC-F	6 KNFR-F	6 KTSL-F			6 KCDA-F	6 KDRK-F	6 KDRK-F	
4 KNFR-F >>		6 KTSL-F >	7 KTSL-F	6 KNFR-F			6 KGA	6 KNFR-F	6 KXLY	
			8 KHTQ-F	8 KKZX-F			6 KJRB	8 KJRB	6 KZZU-F	
			8 KKZX-F	9 KEYF-AF			6 KISC-F >	8 KXLY	9 KGA	

Other Rated Stations			Metro Share	Cume Rating	TSA AQH	Cume	
KAZZ-F	ST	107.1	Deer Park	0.9	1.8	10	104
KSBN	T	1230	Spokane	0.5	1.8	3	85
KSPO-F	REL	106.5	Dishman	0.9	2.0	6	110
KVNI	C	1080	Coeur d'Alene, ID	0.5	1.8	4	100
KXLI	T/N	630	Opportunity	0.5	2.1	3	96

SPOKANE

Consolidation Report	12+	25-54	Revenue	Format Performance	AM	FM	Total	%	Yr. Ago
Citadel KAEP-FM, KDRK-FM, KEYF-AF, KGA-AM, KJRB-AM, KWHK-FM	25.6 %	29.1 %	32.3 %	AC	0 (0)	60 (3)	60 (3)	10.8 %	10.5 %
Clear Channel KAQQ-AM, KCDA-FM, KISC-FM, KKZX-FM, KNFR-FM	24.1 %	24.3 %	34.1 %	AOR/Classic/NR	0 (0)	138 (4)	138 (4)	24.8 %	23.2 %
Morgan Murphy KEZE-FM, KHTQ-FM, KVNI-AM, KXLI-AM, KXLY-AM, KXLY-FM, KZZU-FM	32.2 %	28.7 %	29.8 %	Black/Urban	0 (0)	0 (0)	0 (0)	0.0 %	0.0 %
	81.9 %	82.1 %	96.2 %	CHR	0 (0)	66 (1)	66 (1)	11.8 %	10.8 %
				Classical	0 (0)	0 (0)	0 (0)	0.0 %	0.0 %
				Country	3 (1)	72 (2)	75 (3)	13.5 %	15.9 %
				Full Service	0 (0)	0 (0)	0 (0)	0.0 %	0.0 %
				Hispanic	0 (0)	0 (0)	0 (0)	0.0 %	0.0 %
				Jazz	0 (0)	0 (0)	0 (0)	0.0 %	0.0 %
				News/Talk	69 (4)	0 (0)	69 (4)	12.4 %	12.4 %
				Oldies	1 (1)	35 (1)	36 (2)	6.5 %	7.5 %
				Others/Unknown	0 (0)	0 (0)	0 (0)	0.0 %	0.0 %
				Religion/Gospel	0 (0)	27 (2)	27 (2)	4.8 %	2.1 %
				Soft AC	0 (0)	37 (1)	37 (1)	6.6 %	7.5 %
				Sports	10 (1)	0 (0)	10 (1)	1.8 %	1.6 %
				Standards/EZ	33 (1)	6 (1)	39 (2)	7.0 %	8.7 %
				Totals	116 (8)	441 (15)	557 (23)		

AM Stations

Call	Freq	Pwr	Format	Comments	Agency	Station	City
KAQQ	590	5 kw	Standards	Westwd, CNN	\$<20.00	Katz	Clear Channel
KEYF	1050	5 kw/0.355 kw	Simul. KEYF-F				Spokane
KGA	1510	50 kw (DA-N)	News/Talk	Westwd	\$20.00	Mc-Guild	Citadel
KJRB	790	5 kw (DA-N)	Sports	Westwd, ESPN, 1/1	\$<20.00	Mc-Guild	Citadel
KXLY	920	5 kw	News/Talk	ABC	\$22.00	Eastman	Morgan Murphy

FM Stations

Call	Freq	Pwr	Format	Comments	Agency	Station	City
KAEP	105.7	100 kw @ 1910	AOR-New Rock		\$28.00	Mc-Guild	Citadel
KCDA	103.1	2.4 kw @ 1886	AC/CHR	ABC	\$<20.00	Allied	Clear Channel
KDRK	93.7	56 kw @ 2380	Country		\$57.00	Mc-Guild	Citadel
KEYF	101.1	100 kw @ 1965	Oldies		\$38.00	Mc-Guild	Citadel
KEZE	96.9	9.8 kw @ 531	AC/CHR	ABC	\$ NA	Eastman	Morgan Murphy
KHTQ	94.5	100 kw @ 1883	AOR	ABC	\$<20.00	Eastman	Morgan Murphy
KISC	98.1	94 kw @ 2031	AC		\$44.00	Allied	Clear Channel
KKZX	98.9	100 kw @ 1614	Classic AOR		\$41.00	Mc-Guild	Clear Channel
KNFR	96.1	56 kw @ 2380	Country		\$22.00	Allied	Clear Channel
KTSL	101.9	12 kw @ 495	Contemp. Christian		\$ NA	Salem	
KWHK	103.9	5.5 kw @ 303	Classic AOR	ABC	\$<20.00	Mc-Guild	Citadel
KXLY	99.9	37 kw @ 3000	Soft AC		\$23.00	Eastman	Morgan Murphy
KZZU	92.9	85 kw @ 2080	CHR		\$32.00	Eastman	Morgan Murphy

Notes: 6/00 KEZE-F changed from Hot AC to Classic Hits . . . 7/00 KCDA-F sold by American General to Clear Channel (price NA)

SPRINGFIELD, MA

Arbitron Rank: 80 Pop (12+): 492,800	Stations: 28 / 15	Last Year's Revenue: \$18,200,000
MSA Rank: 89	Diaries: 1,627/ 303:1/ 50.5%	Household Income: \$44,372
MSA Pop: 588,000	Sample Target: 1,670	Total Retail Sales: \$4.5 Bil.
DMA: 104	% Below Line: 29.3	#1 Biller: WAQY-AF \$3,900,000
Average Persons Rating: 15.4	% Not Listed: 15.8	#1 Billing Portfolio
Market TSL in Hours: 20.75	Pop per Station: 32,853	Clear Channel \$6,750,000

12+ Metro	Format	Spring 00 1/4 Share	Win 00	Fall 99	Sum 99	Spg 99	4-Book Avg.	12+ Metro Cume / Rtg.	Fall 99	Spg 99	12+ TSA AQH / Cume	Revenue Level	
1	WHYN-F	67 / 8.8	8.2	8.1	6.6	7.2	7.9	1000 / 20.3	19.6	16.3	74 / 1101	O	WHYN-F
2	WPKX-F	66 / 8.7	9.1	8.1	7.5	7.6	8.3	773 / 15.7	15.8	17.2	67 / 789	D	WPKX-F
3	WMAS-F	63 / 8.3	8.2	9.5	9.6	8.4	8.9	905 / 18.4	20.4	19.9	65 / 948	E	WMAS-F
3	WAQY-AF	63 / 8.3	7.3	8.3	7.9	7.8	7.9	901 / 18.3	15.7	19.6	65 / 961	E	WAQY-AF
5	WKSS-F	54 / 7.1	5.6	6.8	6.2	6.1	6.4	1026 / 20.8	17.8	18.0	59 / 1075		WKSS-F
6	WHYN	37 / 4.9	5.0	5.1	5.3	5.2	5.1	676 / 13.7	12.9	14.3	37 / 696	C	WHYN
7	WTIC-F	30 / 4.0	4.3	4.2	3.9	4.6	4.1	814 / 16.5	14.6	15.9	32 / 887		WTIC-F
8	WMAS	28 / 3.7	3.4	3.5	2.6	3.7	3.3	275 / 5.6	6.2	6.9	28 / 275	B	WMAS
9	WCCC-F	24 / 3.2	2.5	3.1	2.5	2.5	2.8	532 / 10.8	9.7	9.0	25 / 550		WCCC-F
10	WAAF-F	22 / 2.9	2.7	3.2	3.2	3.3	3.0	437 / 8.9	9.3	9.5	23 / 481		WAAF-F
11	WDRG-F	21 / 2.8	3.2	2.6	2.9	2.7	2.9	427 / 8.7	8.5	10.3	21 / 442		WDRG-F
12	WRCH-F	20 / 2.6	2.8	3.0	2.7	2.5	2.8	338 / 6.9	7.5	6.8	22 / 356		WRCH-F
13	WRNX-F	19 / 2.5	2.3	1.7	2.1	2.0	2.2	374 / 7.6	6.0	6.3	21 / 430	C	WRNX-F
14	WNNZ	18 / 2.4	3.8	2.6	3.0	4.7	2.9	399 / 8.1	6.6	10.4	19 / 437	B	WNNZ
15	WSPR	16 / 2.1	1.2	1.2	2.1	0.7	1.6	141 / 2.9	2.6	1.4	16 / 141	A	WSPR
15	WHMP-F	16 / 2.1	1.9	1.6	2.7	2.6	2.1	554 / 11.2	7.8	9.5	17 / 588	C*	WHMP-F
17	WWYZ-F	10 / 1.3	0.5	0.9	0.5	0.8	0.8	158 / 3.2	2.7	3.7	10 / 158		WWYZ-F

12+ FM Share (Metro): 81.38% (520 of 639) (Spring 99: 76.88%)

Teens	18-34	18-49	25-49	25-54	35+	12+ AMD	12+ Mid	12+ PMD	12+ Eve	12+ Wknd
1 WKSS-F >>>	1 WKSS-F	1 WAQY-AF <	1 WAQY-AF	1 WAQY-AF <	1 WAQY-AF <	1 WHYN-F <	1 WMAS-F	1 WPKX-F <	1 WKSS-F	1 WPKX-F <
2 WMAS-F	2 WPKX-F <	2 WHYN-F	2 WHYN-F	2 WHYN-F	2 WHYN-F <	2 WAQY-AF <	1 WHYN-F	2 WHYN-F <	2 WAQY-AF	2 WKSS-F
2 WHMP-F >	3 WHYN-F	3 WMAS-F <	3 WMAS-F	3 WMAS-F <	3 WMAS-F	3 WPKX-F	3 WPKX-F <	3 WMAS-F	3 WHYN <	3 WAQY-AF <
4 WHYN-F	4 WMAS-F	4 WPKX-F	4 WPKX-F >	4 WPKX-F >	3 WPKX-F	4 WMAS-F	4 WAQY-AF >	4 WAQY-AF <	4 WMAS-F	4 WHYN-F <
4 WAAF-F	5 WTIC-F	5 WKSS-F	5 WTIC-F <	5 WTIC-F <	5 WHYN	5 WHYN <	5 WKSS-F	5 WKSS-F >	5 WPKX-F	5 WMAS-F
4 WAQY-AF >	5 WAQY-AF	6 WTIC-F	6 WKSS-F	6 WKSS-F	6 WMAS	6 WKSS-F <	6 WHYN <	6 WTIC-F <	6 WTIC-F <	6 WHYN
	5 WAAF-F <	7 WCCC-F <	7 WRNX-F	7 WRNX-F <	7 WRCH-F	7 WCCC-F	7 WMAS	7 WMAS	7 WHYN-F	7 WTIC-F
	8 WCCC-F >	8 WAAF-F	8 WCCC-F	8 WHYN <	7 WDRG-F	8 WTIC-F	8 WDRG-F	8 WAAF-F	8 WAAF-F	7 WMAS <
			9 WSPR	9 WCCC-F	9 WNNZ	9 WRCH-F <	8 WTIC-F	8 WNNZ	9 WSPR	9 WORC-F
					10 WRNX-F <	10 WRNX-F <		10 WDRG-F <	10 WCCC-F	9 WAAF-F

Wom 18-24	Wom 18-34	Wom 25-34	Wom 18-49	Wom 25-54	Men 18-24	Men 18-34	Men 25-34	Men 18-49	Men 25-54	12+ Ovrnite
1 WKSS-F >	1 WKSS-F	1 WMAS-F	1 WHYN-F	1 WHYN-F	1 WAAF-F	1 WPKX-F	1 WPKX-F >	1 WAQY-AF >	1 WAQY-AF >	1 WKSS-F
2 WHYN-F	2 WMAS-F	2 WHYN-F	2 WMAS-F	2 WMAS-F >	2 WPKX-F	2 WAAF-F	2 WAQY-AF	2 WPKX-F >	2 WPKX-F	2 WPKX-F >
2 WMAS-F >	3 WHYN-F	2 WKSS-F	3 WKSS-F	3 WPKX-F	3 WKSS-F	3 WCCC-F <	2 WCCC-F	3 WHYN-F	3 WHYN-F	3 WHYN
4 WTIC-F	4 WPKX-F	4 WPKX-F	4 WPKX-F	4 WKSS-F	4 WAQY-AF	4 WAQY-AF	4 WHYN-F	3 WCCC-F <	4 WMAS-F	3 WAQY-F
5 WPKX-F	5 WTIC-F >	5 WTIC-F >	5 WTIC-F >	5 WTIC-F	4 WCCC-F >>	5 WKSS-F	4 WAAF-F	5 WAAF-F	5 WCCC-F	5 WTIC-F
6 WSPR	6 WAQY-AF >	6 WZMX-F	6 WAQY-AF >	6 WAQY-AF >	6 WWYZ-F	6 WHYN-F	6 WTIC-F	6 WMAS-F	6 WRNX-F	5 WMAS-F
6 WCCC-F >		6 WAQY-AF >	7 WSPR	7 WRNX-F	6 WTIC-F	7 WTIC-F	7 WHMP-F	7 WTIC-F	6 WTIC-F	6 WTIC-F
		8 WHCN-F	8 WRNX-F	7 WHYN	6 WHYN-F >		7 WKSS-F	7 WKSS-F	8 WHYN	8 WHYN
		8 WAAF-F >>						9 WRNX-F	9 WNNZ	9 WNNZ

Other Rated Stations				Metro Cume				TSA				Other Rated Stations--Outside Market				Metro Cume				TSA			
Station	VA	Rating	Share	Station	Rating	Share	Cume	Station	Rating	Share	Cume	Station	Rating	Share	Cume	Station	Rating	Share	Cume				
WEIB-F	VA	106.3	Northampton	0.9	2.6	7	127	WHCN-F	CL AOR	105.9	Hartford	1.1	4.0	8	195	WMRQ-F	AOR-NR	104.1	Waterbury, CT	1.1	6.0	8	298
WHMP	T	1400	Northampton	1.1	2.7	9	146	WRSI-F	AOR-P	95.3	Greenfield, MA	0.5	1.7	7	140	WSRS-F	AC	96.1	Worcester	0.7	3.4	6	210
WPNI	N/T	1430	Amherst	0.5	1.1	5	62	WTIC	FS	1080	Hartford	1.1	3.3	8	163	WZMX-F	B/O	93.7	Hartford	1.1	3.6	8	178
WPVQ-F	C	93.9	Turners Falls	0.8	1.6	20	180																

SPRINGFIELD, MA

Consolidation Report	12+	25-54	Revenue	Format Performance	AM	FM	Total	%	Yr. Ago
Clear Channel WHYN-AM, WHYN-FM, WNNZ-AM, WPKX-FM	24.8 %	26.8 %	37.1 %	AC	0 (0)	165 (4)	165 (4)	25.8 %	25.5 %
				AOR/Classic/NR	0 (1)	163 (8)	163 (9)	25.5 %	25.8 %
Saga WAQY-FM, WHMP-AM, WHMP-FM, WPNT-AM	11.3 %	14.9 %	29.1 %	Black/Urban	0 (0)	8 (1)	8 (1)	1.3 %	1.1 %
				CHR	0 (0)	54 (1)	54 (1)	8.5 %	7.3 %
	36.1 %	41.7 %	66.2 %	Classical	0 (0)	0 (0)	0 (0)	0.0 %	0.0 %
				Country	0 (0)	82 (3)	82 (3)	12.8 %	10.9 %
				Full Service	8 (1)	0 (0)	8 (1)	1.3 %	1.3 %
				Hispanic	16 (1)	0 (0)	16 (1)	2.5 %	0.8 %
				Jazz	0 (0)	0 (0)	0 (0)	0.0 %	0.0 %
				News/Talk	67 (4)	0 (0)	67 (4)	10.5 %	14.2 %
				Oldies	0 (0)	21 (1)	21 (1)	3.3 %	3.3 %
				Others/Unknown	0 (0)	7 (1)	7 (1)	1.1 %	0.0 %
				Religion/Gospel	0 (0)	0 (0)	0 (0)	0.0 %	0.5 %
				Soft AC	0 (0)	20 (1)	20 (1)	3.1 %	3.0 %
				Sports	0 (0)	0 (0)	0 (0)	0.0 %	0.6 %
				Standards/EZ	28 (1)	0 (0)	28 (1)	4.4 %	5.8 %
				Totals	119 (8)	520 (20)	639 (28)		

AM Stations

Station	Power	Time	Format	Parent	Rate	Brand	Channel	City
WHYN	560	5 kw/1 kw (DA-2)	Talk	ABC, CNN, ESPN	\$39.00	Clr Chnl	Clear Channel	Springfield
WMAS	1450	1 kw	Standards	Westwd, Jones	\$25.00	Mc-Guild		Springfield
WNNZ	640	50 kw/1 kw (DA-2)	Talk/News	CBS, ABC, Westwd	\$25.00	Clr Chnl	Clear Channel	Westfield
WPNT	1600	2.5 kw (Days)	Simul. WAQY-F					E. Longmeadow
WSPR	1270	5 kw/1 kw (DA-2)	Hispanic	Caracol, Unica	\$ NA	Roslin		Springfield

FM Stations

Station	Power	Time	Format	Parent	Rate	Brand	Channel	City
WAQY	102.1	17 kw @ 780	Classic AOR		\$75.00	Katz	Saga	Springfield
WHMP	99.3	6 kw @ 325	New Rock		\$30.00	Sentry	Saga	Northampton
WHYN	93.1	8.9 kw @ 1000	AC		\$56.00	Clr Chnl	Clear Channel	Springfield
WMAS	94.7	50 kw @ 195	AC		\$50.00	Mc-Guild		Springfield
WPKX	97.9	2.2 kw @ 528	Country		\$70.00	D&R	Clear Channel	Enfield, CT
WRNX	100.9	1.35 kw @ 692	Progressive AOR		\$25.00	Allied		Amherst

Notes: * WHMP-F revenue level includes WHMP (AM) . . . Other ranked stations – See Hartford or Boston . . . 6/00 WPNT (1600) changed from simulcasting WAQY-F to broadcast information about a local amusement park . . . 7/00 WPVQ-F (93.9; Turners Falls) sold to Dynacore (Vox) (price NA)

SPRINGFIELD, MO

Arbitron Rank 146 Pop (12+) 260,900	Stations 18 / 17	Last Year's Revenue: \$18,400,000
MSA Rank: 159	Diaries: 689 / 379:1 / 58.3%	Household Income: \$39,201
MSA Pop: 312,000	Sample Target: 680	Total Retail Sales: \$4.8 Bil.
DMA: 79	% Below Line: 0.6	#1 Biller: KTTS-F \$3,400,000
Average Persons Rating: 13.7	% Not Listed: 16.2	#1 Billing Portfolio
Market TSL in Hours 18.50	Pop per Station: 15,347	Clear Channel, pend. \$7,140,000

12+ Metro	Format	Spring 00 1/4 Share	Fall 99	Spq 99	Fall 98	Spq 98	12+ Metro Cume / Rtg	Fall 99	Spq 99	12+ TSA AQH / Cume	Revenue Level		
1	KTTS-F	C	37 / 10.3	10.3	12.5	14.4	14.9	526 / 20.1	19.9	25.9	83 / 1237	E	KTTS-F
2	KHTO-F	CHR	31 / 8.7	7.3	9.1	7.3	5.4	661 / 25.3	18.5	21.5	40 / 912	C	KHTO-F
3	KGBX-F	AC	28 / 7.8	10.6	9.1	9.8	12.1	509 / 19.5	21.7	19.0	36 / 644	E	KGBX-F
4	KGMV-F	C	27 / 7.5	7.3	8.0	5.2	7.5	405 / 15.5	14.0	14.8	41 / 714	C	KGMV-F
5	KZRQ-F	AOR	23 / 6.4	4.6	3.9	4.0	3.1	311 / 11.9	11.1	8.9	29 / 433	A	KZRQ-F
5	KTOZ-F	AC-NR	23 / 6.4	7.1	7.8	5.8	4.4	439 / 16.8	18.5	18.9	35 / 680	B	KTOZ-F
7	KXUS-F	AOR/CL	20 / 5.6	5.4	3.9	3.7	6.7	330 / 12.7	12.5	10.4	42 / 635	C	KXUS-F
8	KTTS	C	18 / 5.0	4.9	3.9	2.8	3.6	184 / 7.1	6.9	6.6	20 / 248	B	KTTS
8	KMXH-F	C	18 / 5.0	3.8	1.8	4.0	3.9	287 / 11.0	7.8	7.5	28 / 446	B	KMXH-F
10	KOSP-F	O	17 / 4.8	3.0	4.2	5.2	4.6	302 / 11.6	9.4	14.0	29 / 547	C	KOSP-F
11	KTXR-F	SAC	13 / 3.6	4.9	4.4	5.8	4.4	250 / 9.6	9.9	11.4	35 / 570	C	KTXR-F
12	KWTO	T	11 / 3.1	4.1	4.7	5.5	4.9	251 / 9.6	10.1	10.2	18 / 347	B	KWTO
12	KKLH-F	CL HITS	11 / 3.1	4.4	4.7	4.0	3.9	283 / 10.9	10.0	11.7	18 / 403	B	KKLH-F

12+ FM Share (Metro): 89.67% (269 of 300) (Spring 99: 87.69%)

Teens	18-34	18-49	25-49	25-54	35+	12+ AMD	12+ Mid	12+ PMD	12+ Eve	12+ Wknd
1 KHTO-F >>>	1 KTOZ-F	1 KZRQ-F	1 KGBX-F <	1 KGBX-F	1 KTTS-F >	1 KTTS-F >	1 KTTS-F	1 KHTO-F <	1 KHTO-F >	1 KTTS-F
2 KADI-F >	1 KZRQ-F	1 KGBX-F <	2 KXUS-F <	1 KTTS-F	2 KTTS	2 KGBX-F <	2 KGBX-F <	2 KTTS-F	2 KTTS-F	2 KHTO-F <
3 KTOZ-F >>	3 KHTO-F <	3 KTOZ-F	3 KGMV-F	3 KGMV-F <	3 KGMV-F <	3 KGMV-F	3 KGMV-F <	3 KGMV-F <	3 KTOZ-F <	3 KTTS
4 KGBX-F	3 KGMV-F	3 KTTS-F	4 KXUS-F	4 KXUS-F	4 KOSP-F	4 KXUS-F	4 KHTO-F <	4 KGBX-F	4 KGBX-F	4 KZRQ-F
4 KMXH-F	5 KXUS-F	5 KZRQ-F	5 KZRQ-F	5 KZRQ-F	4 KGBX-F	4 KHTO-F <	5 KTOZ-F	5 KTOZ-F	5 KTXR-F	4 KGBX-F <
6 KGMV-F <	5 KHTO-F	6 KTOZ-F	6 KTOZ-F	6 KTOZ-F	6 KTXR-F <	6 KTOZ-F	5 KZRQ-F	6 KOSP-F <	6 KGMV-F	6 KGMV-F
	5 KTTS-F	6 KHTO-F <	6 KHTO-F	6 KHTO-F	7 KWTO <	5 KZRQ-F	7 KXUS-F <	7 KZRQ-F	6 KOSP-F	7 KMXH-F
	8 KMXH-F >	8 KMXH-F	6 KMXH-F	8 KXUS-F >	8 KMXH-F <	8 KWTO <	8 KMXH-F <	6 KXUS-F	8 KTOZ-F	8 KTOZ-F
			6 KOSP-F	9 KKLH-F		9 KMXH-F	9 KXUS-F	9 KKLH-F	9 KKLH-F	8 KOSP-F <
							10 KTTS	9 KZRQ-F		

Wom 18-24	Wom 18-34	Wom 25-34	Wom 18-49	Wom 25-54	Men 18-24	Men 18-34	Men 25-34	Men 18-49	Men 25-54	12+ Ovrnite
1 KHTO-F	1 KHTO-F	1 KGBX-F	1 KGBX-F	1 KGBX-F >	1 KZRQ-F >>	1 KZRQ-F >	1 KZRQ-F >	1 KZRQ-F	1 KXUS-F	1 KTTS-F <
2 KTOZ-F	2 KMXH-F	1 KHTO-F	1 KHTO-F	2 KHTO-F	2 KTOZ-F >>	2 KTOZ-F >	2 KTOZ-F	2 KXUS-F	2 KZRQ-F	2 KHTO-F <
2 KMXH-F	3 KGBX-F	1 KMXH-F	3 KMXH-F	2 KTTS-F	3 KHTO-F >>	3 KXUS-F	2 KXUS-F	3 KTOZ-F	2 KGMV-F	3 KXUS-F >
4 KGBX-F	4 KTOZ-F	4 KXUS-F	4 KTOZ-F	4 KOSP-F	3 KGMV-F >	3 KGMV-F >	2 KGMV-F	3 KGMV-F	4 KTTS-F >	4 KTOZ-F
4 KGMV-F >	5 KGMV-F	4 KTTS-F	4 KGMV-F	5 KGMV-F	5 KGBX-F	5 KGBX-F >>	5 KTTS-F	5 KTTS-F	5 KTOZ-F	
	6 KTTS-F		4 KTTS-F >	5 KMXH-F			6 KGBX-F	6 KGBX-F	5 KGBX-F	
			7 KOSP-F >	7 KTOZ-F			6 KKLH-F >	7 KKLH-F >		

Other Rated Stations				Metro Share	Cume Rating	TSA AQH Cume	Other Rated Stations--Outside Market				Metro Share	Cume Rating	TSA AQH Cume
KADI-F	REL-CC	99.5	Republic	2.2	6.3	9 175	KTXV-F	CHR	106.9	Jefferson City	0.6	1.7	5 113
KOMG-F	AC	92.9	Ozark	1.4	5.6	8 255							
KTOZ	ST	1060	Springfield	0.6	1.5	2 48							
KWTO-F	CL AOR	98.7	Springfield	1.7	6.4	8 240							

SPRINGFIELD, MO

Consolidation Report	12+	25-54	Revenue	Format Performance	AM	FM	Total	%	Yr. Ago
Clear Channel, pend. KGBX-FM, KGMV-AM, KTOZ-FM, KXUS-FM	19.8 %	24.7 %	38.8 %	AC	0 (0)	56 (3)	56 (3)	18.7 %	20.0 %
Journal Broadcast Group KMXH-FM, KTTS-AM, KTTS-FM	20.3 %	17.0 %	26.9 %	AOR/Classic/NR	0 (0)	49 (3)	49 (3)	16.3 %	11.1 %
Meyer KTXR-FM, KWTO-AM, KWTO-FM	8.4 %	7.7 %	13.7 %	Black/Urban	0 (0)	0 (0)	0 (0)	0.0 %	0.0 %
Mid-West Family KKLH-FM, KOMG-FM, KOSP-FM	9.3 %	11.7 %	9.7 %	CHR	0 (0)	33 (2)	33 (2)	11.0 %	10.8 %
Radio 2000 KHTO-FM, KZRO-FM	15.1 %	12.6 %	7.6 %	Classical	0 (0)	0 (0)	0 (0)	0.0 %	0.0 %
	72.9 %	73.7 %	96.7 %	Country	18 (1)	82 (3)	100 (4)	33.3 %	31.7 %
				Full Service	0 (0)	0 (0)	0 (0)	0.0 %	0.0 %
				Hispanic	0 (0)	0 (0)	0 (0)	0.0 %	0.0 %
				Jazz	0 (0)	0 (0)	0 (0)	0.0 %	0.0 %
				News/Talk	11 (1)	0 (0)	11 (1)	3.7 %	5.5 %
				Oldies	0 (0)	28 (2)	28 (2)	9.3 %	10.5 %
				Others/Unknown	0 (0)	0 (0)	0 (0)	0.0 %	0.0 %
				Religion/Gospel	0 (0)	8 (1)	8 (1)	2.7 %	3.1 %
				Soft AC	0 (0)	13 (1)	13 (1)	4.3 %	5.2 %
				Sports	0 (0)	0 (0)	0 (0)	0.0 %	0.0 %
				Standards/EZ	2 (1)	0 (0)	2 (1)	0.7 %	2.2 %
				Totals	31 (3)	269 (15)	300 (18)		

AM Stations

Station	Power	Frequency	Format	ABC	\$ NA	Allied	Journal Bcst Gp	City
KTTS	1260	5 kw (DA-N)	Country	ABC	\$ NA	Allied	Journal Bcst Gp	Springfield
KWTO	560	5 kw/4 kw (DA-2)	Talk	ABC, ESPN	\$ <20.00	Mc-Guild	Meyer	Springfield

FM Stations

Station	Power	Frequency	Format	ABC	\$ NA	Allied	Journal Bcst Gp	City
KGBX	105.9	38 kw @ 558	AC		\$51.00	Katz	Clr Chnl, pend.	Nixa
KGMV	100.5	33 kw @ 600	Country		\$45.00	Katz	Clr Chnl, pend.	Aurora
KHTO	106.7	25 kw @ 328	CHR		\$ <20.00	--	Radio 2000	Mt. Vernon
KKLH	104.7	35.3 kw @ 581	Classic Hits	AP	\$ <20.00	--	Mid-West Family	Marshfield
KMXH	96.5	50 kw @ 492	Country		\$ <20.00	--	Journal Bcst Gp	Sparta
KOSP	105.1	50 kw @ 492	Oldies		\$22.00	--	Mid-West Family	Willard
KTOZ	95.5	50 kw @ 492	New Rock		\$10.00	Katz	Clr Chnl, pend.	Pleasant Hope
KTTS	94.7	100 kw @ 1102	Country	ABC	\$75.00	Allied	Journal Bcst Gp	Springfield
KTXR	101.3	100 kw @ 1181	Soft AC	Westwd	\$22.00	Mc-Guild	Meyer	Springfield
KXUS	97.3	100 kw @ 581	AOR/Classic AOR		\$25.00	Katz	Clr Chnl, pend.	Springfield
KZRO	104.1	21.5 kw @ 354	AOR	ABC	\$ NA	--	Radio 2000	Ash Grove

Notes: 11/99 KCYO-F changed calls to KOMG-F; remains AC . . . 7/00 KGBX-F, KGMV, KGMV-F, KTOZ-F and KXUS-F sold by Sunburst to Clear Channel in a \$57,000,000 multi-market transaction (Salomon)

STOCKTON

Arbitron Rank 85 Pop (12+) 445,800
MSA Rank: 96
MSA Pop: 564,000
DMA: 20 (Sacramento)
Average Persons Rating: 14.5
Market TSL in Hours 19.75

Stations 38 / 7
Diaries: 882 / 505:1 / 42.4%
Sample Target: 860
% Below Line: 52.8
% Not Listed: 19.8
Pop per Station: 63,686

Last Year's Revenue: \$10,400,000
Household Income: \$41,947
Total Retail Sales: \$4.3 Bil.
#1 Biller: NA
#1 Billing Portfolio NA

12+ Metro	Format	Spring 00 1/4 Share	Fall 99	Spg 99	Fall 98	Spg 98	12+ Metro Cume / Rtg	Fall 99	Spg 99	12+ TSA AQH / Cume	Revenue Level
1	KWIN-F	CHR	74 / 11.5	10.3	9.6	11.4	1042 / 23.4	25.3	24.3	75 / 1058	KWIN-F
2	KATM-F	C	54 / 8.4	9.3	9.3	10.3	861 / 19.3	18.1	22.6	58 / 931	KATM-F
3	KHKK-FF	CL AOR	45 / 7.0	5.3	5.3	5.6	720 / 16.1	12.6	13.6	48 / 758	KHKK-FF
4	KOOD-F	B/O	32 / 5.0	6.5	4.6	6.6	471 / 10.6	12.4	15.4	32 / 476	KOOD-F
5	KNBR	SPRTS	29 / 4.5	2.3	2.8	2.9	381 / 8.5	4.7	6.9	29 / 399	KNBR
6	KOSO-F	AC/CHR	28 / 4.3	5.3	5.3	4.0	483 / 10.8	12.9	13.3	28 / 500	KOSO-F
7	KJOY-F	AC	23 / 3.6	4.6	4.0	4.3	339 / 7.6	11.3	10.7	23 / 345	KJOY-F
8	KMIX-F	SP-C	17 / 2.6	3.6	2.0	5.6	252 / 5.6	8.5	4.8	17 / 254	KMIX-F
9	KHTK	SPRTS	16 / 2.5	1.7	2.3	1.4	193 / 4.3	3.2	4.3	17 / 199	KHTK
9	KCBS	N/T	16 / 2.5	2.5	2.6	2.6	318 / 7.1	6.5	7.1	17 / 341	KCBS
11	KHOP-F	AOR/CL	14 / 2.2	2.2	3.1	2.6	238 / 5.3	5.3	6.9	15 / 257	KHOP-F
11	KCTC	ST	14 / 2.2	1.2	0.9	1.2	134 / 3.0	3.9	3.9	15 / 141	KCTC
13	KSFM-F	CHR/U	13 / 2.0	2.7	1.7	1.7	323 / 7.2	8.5	7.6	13 / 337	KSFM-F
14	KUYL	O	11 / 1.7	1.0	2.0	1.9	109 / 2.4	2.7	2.6	11 / 112	KUYL
15	KSFO	T	10 / 1.5	2.7	1.2	0.5	105 / 2.3	3.4	2.2	10 / 105	KSFO
15	KSTN-F	SP	10 / 1.5	2.0	2.2	1.1	187 / 4.2	5.2	4.5	10 / 203	KSTN-F
15	KFBK	N/T	10 / 1.5	1.0	2.2	1.5	143 / 3.2	2.3	3.6	13 / 188	KFBK

12+ FM Share (Metro): 75.05% (388 of 517) (Spring 99: 77.89%)

Teens	18-34	18-49	25-49	25-54	35+	12+ AMD	12+ Mid	12+ PMD	12+ Eve	12+ Wknd
1 KWIN-F >>>	1 KWIN-F >	1 KWIN-F <	1 KHKK-FF	1 KHKK-FF <	1 KATM-F	1 KWIN-F	1 KATM-F <	1 KWIN-F >	1 KWIN-F >>	1 KWIN-F >
2 KOSO-F >	2 KATM-F	2 KHKK-FF	2 KATM-F	2 KATM-F	2 KHKK-FF	2 KATM-F	2 KHKK-FF <	2 KHKK-FF	2 KATM-F	2 KATM-F >
3 KSFM-F	3 KMIX-F <	3 KATM-F >	3 KWIN-F	3 KOOD-F	3 KNBR <	3 KHKK-FF	3 KWIN-F	2 KATM-F >	3 KNBR <	3 KHKK-FF
3 KATM-F >	4 KHKK-FF	4 KOOD-F	4 KOOD-F	3 KWIN-F >	4 KOOD-F	4 KNBR <	4 KOOD-F <	4 KOSO-F	4 KOOD-F <	4 KOOD-F
4 KOSO-F	5 KOSO-F	5 KNBR	5 KNBR	5 KNBR	5 KWIN-F	5 KOOD-F	5 KHTK <	5 KNBR	5 KOSO-F <	5 KOSO-F
6 KOOD-F	6 KNBR <	6 KOSO-F <	6 KOSO-F <	6 KCTC	6 KOSO-F <	6 KNBR <	6 KNBR <	5 KOOD-F	6 KSFM-F <	6 KSFM-F
6 KJOY-F	7 KJOY-F	7 KJOY-F	7 KJOY-F	7 KJOY-F	6 KJOY-F	7 KJOY-F	7 KJOY-F	7 KJOY-F	7 KMIX-F	7 KMIX-F
8 KHOP-F	7 KMIX-F	8 KHTK >	8 KHTK >	6 KCBS	8 KCBS <	8 KCBS <	8 KOSO-F	8 KMIX-F	7 KHKK-FF	8 KJOY-F <
	9 KHTK	9 KHOP-F	9 KHOP-F	9 KOSO-F	9 KSFO <	9 KSFO <	9 KCTC	8 KHTK <	9 KCBS	9 KNBR
	10 KHOP-F >	10 KMIX-F >	10 KMIX-F	10 KFBK <	10 KHOP-F	10 KHOP-F <	10 KSFO	10 KUYL	10 KUYL	9 KUYL

Wom 18-24	Wom 18-34	Wom 25-34	Wom 18-49	Wom 25-54	Men 18-24	Men 18-34	Men 25-34	Men 18-49	Men 25-54	12+ Ovrnite
1 KWIN-F >>>	1 KWIN-F >	1 KWIN-F	1 KWIN-F	1 KATM-F <	1 KMIX-F >	1 KWIN-F <	1 KATM-F	1 KHKK-FF >	1 KHKK-FF >	1 KATM-F <
2 KATM-F	2 KATM-F >	2 KATM-F	2 KATM-F	2 KOOD-F <	2 KWIN-F	2 KHKK-FF	1 KHKK-FF	2 KNBR <	2 KNBR <	2 KWIN-F >
2 KWOD-F >	3 KJOY-F	3 KJOY-F	3 KOOD-F	3 KWIN-F	3 KSFM-F	2 KMIX-F	1 KHTK	3 KHTK	3 KATM-F	3 KOSO-F
4 KJOY-F	4 KOOD-F	4 KOSO-F	4 KHKK-FF	4 KHKK-FF >	3 KHKK-FF	4 KHOP-F	4 KHOP-F	3 KWIN-F	4 KHTK	4 KHKK-FF
4 KMIX-F	4 KOSO-F >	4 KOOD-F	5 KOSO-F	5 KOSO-F	3 KOSO-F	4 KHTK	4 KWIN-F	5 KATM-F	5 KWIN-F	4 KUYL
4 KOSO-F	6 KWOD-F	6 KHKK-FF >	5 KJOY-F >>	5 KJOY-F >>	6 KHOP-F	6 KATM-F	6 KZMS-F >	6 KMIX-F	6 KOOD-F	6 KOSO-F
4 KSFM-F >>		7 KMIX-F >		6 KHTK >	7 KSFM-F	7 KOSO-F	6 KHOP-F	6 KHOP-F	7 KHOP-F	7 KHOP-F
								6 KOSO-F >	8 KOSO-F	8 KOSO-F
									8 KJOY-F >	8 KJOY-F >
									10 KITS-F	10 KITS-F

STOCKTON

Other Rated Stations				Metro Share	Cume Rating	TSA AQH Cume
KCVR	SP	1570	Lodi	1.4	2.1	9 92

Other Rated Stations--Outside Market				Metro Share	Cume Rating	TSA AQH Cume
KDND-F	CHR	107.9	Sacramento	0.6	2.3	5 145
KEJC-F	C/O	93.9	Modesto	0.9	2.3	9 135
KFRC-AF	O	99.7	San Francisco	0.9	2.9	6 130
KGO	T	810	San Francisco	1.1	2.5	7 114
KITS-F	AOR-NR	105.1	San Francisco	0.6	1.2	4 53
KJSN-F	AC	102.3	Modesto	0.8	1.6	5 70
KKIQ-F	AC	101.7	Livermore	0.9	2.4	6 109
KKME-F	B/O	96.7	Manteca	0.5	1.7	3 76
KMEL-F	CHR/U	106.1	San Francisco	0.6	2.5	4 111
KNCI-F	C	105.1	Sacramento	0.8	2.9	7 149
KRVR-F	J	105.5	Copperopolis	1.1	3.1	7 147
KRXQ-F	AOR	98.5	Sacramento	0.8	3.0	7 155
KSTE	T	650	Rancho Cordova	0.8	2.9	6 150
KWNN-F	CHR	98.3	Turlock	0.5	2.1	4 109
KWOD-F	AOR-NR	106.5	Sacramento	1.2	4.4	8 215
KYLD-F	B	94.9	San Francisco	0.6	3.9	4 175
KZMS-F	SP-C	97.1	Patterson	0.9	3.2	6 147
KZZO-F	AC-NR	100.5	Sacramento	0.6	2.2	4 111

Consolidation Report	12+	25-54	Revenue
Silverado KJOY-FM, KWIN-FM	15.1 %	11.7 %	%
	15.1 %	11.7 %	%

Format Performance	AM	FM	Total	%	Yr. Ago
AC	0 (0)	66 (5)	66 (5)	12.8 %	10.0 %
AOR/Classic/NR	0 (0)	76 (6)	76 (6)	14.7 %	11.5 %
Black/Urban	0 (0)	39 (3)	39 (3)	7.5 %	5.9 %
CHR	0 (0)	98 (5)	98 (5)	19.0 %	17.8 %
Classical	0 (0)	0 (0)	0 (0)	0.0 %	0.0 %
Country	0 (0)	65 (3)	65 (3)	12.6 %	12.3 %
Full Service	0 (0)	0 (0)	0 (0)	0.0 %	0.0 %
Hispanic	9 (1)	33 (3)	42 (4)	8.1 %	7.8 %
Jazz	0 (0)	7 (1)	7 (1)	1.4 %	1.6 %
News/Talk	48 (5)	0 (0)	48 (5)	9.3 %	12.7 %
Oldies	13 (2)	4 (1)	17 (3)	3.3 %	7.2 %
Others/Unknown	0 (0)	0 (0)	0 (0)	0.0 %	0.0 %
Religion/Gospel	0 (0)	0 (0)	0 (0)	0.0 %	1.0 %
Soft AC	0 (0)	0 (0)	0 (0)	0.0 %	5.7 %
Sports	45 (2)	0 (0)	45 (2)	8.7 %	6.5 %
Standards/EZ	14 (1)	0 (0)	14 (1)	2.7 %	0.0 %
Totals	129 (11)	388 (27)	517 (38)		

AM Stations

KUYL	1280	1 kw (DA-N)	Oldies	\$ NA	Katz	Clear Channel	Stockton
------	------	-------------	--------	-------	------	---------------	----------

FM Stations

KJOY	99.3	2.35 kw @ 330	SAC	\$ NA	Eastman	Silverado	Stockton
KMIX	100.9	6 kw @ 328	Hispanic Contemp.		Katz	Entravision, pend.	Tracy
KQOD	100.1	6 kw @ 285	Black Oldies	\$33.00	Eastman	Clear Channel	Stockton
KSTN	107.3	8.1 kw @ 1610	Hispanic	ABC \$ NA	--	KSTN	Stockton
KWIN	97.7	3 kw @ 300	CHR	\$38.00	Eastman	Silverado	Lodi

Notes: Other ranked stations -- See Modesto, Sacramento or San Francisco . . . No station revenue estimates are available . . . 4/00 KCVR and KMIX-F sold by Z-Spanish to Entravision as part of a \$475,000,000 group transaction

SYRACUSE

Arbitron Rank: 75 Pop (12+): 535,600
 MSA Rank: 75
 MSA Pop: 730,000
 DMA: 71
 Average Persons Rating: 15.9
 Market TSL In Hours: 20.75

Stations: 31 / 23
 Diaries: 1,823 / 294:1 / 61.3%
 Sample Target: 1,740
 % Below Line: 5.2
 % Not Listed: 15.2
 Pop per Station: 23,287

Last Year's Revenue: \$30,000,000
 Household Income: \$45,334
 Total Retail Sales: \$5.7 Bil.
 #1 Biller: WBBS-F \$5,000,000
 #1 Billing Portfolio
 Clear Channel \$15,405,000

12+ Metro	Format	Spring 00 1/4 Share	Win 00	Fall 99	Sum 99	Spg 99	4-Book Avg.	12+ Metro Cume / Rtg.	Fall 99	Spg 99	12+ TSA AQH / Cume	Revenue Level		
1	WBBS-F	C	75 / 8.8	11.4	11.3	8.1	10.7	9.9	1055 / 19.7	21.7	20.3	97 / 1439	G	WBBS-F
2	WSYR	FS	59 / 6.9	8.9	10.4	8.1	7.9	8.6	948 / 17.7	20.7	19.4	68 / 1069	E	WSYR
2	WYYY-F	AC	59 / 6.9	6.2	5.5	6.1	6.1	6.2	922 / 17.2	15.9	17.7	78 / 1203	F	WYYY-F
4	WNTQ-F	CHR	57 / 6.7	7.6	7.4	8.3	8.2	7.5	1302 / 24.3	25.0	26.2	74 / 1785	E	WNTQ-F
5	WWHT-F	CHR	52 / 6.1	6.1	5.9	5.6	6.8	5.9	1073 / 20.0	20.6	20.9	73 / 1537	D	WWHT-F
5	WAQX-F	AOR	52 / 6.1	5.8	5.3	6.7	6.8	6.0	1025 / 19.1	19.2	18.8	57 / 1162	D	WAQX-F
7	WSEN-F	O	51 / 6.0	6.3	5.9	6.2	5.9	6.1	885 / 16.7	15.7	16.5	62 / 1143	D	WSEN-F
8	WKRL-FF	AOR-NR	48 / 5.7	6.9	4.9	6.6	5.3	6.0	760 / 14.2	13.3	14.2	54 / 830	C	WKRL-FF
9	WRDS-F	B/A	40 / 4.7	3.5	3.9	3.1	3.0	3.8	477 / 8.9	7.2	6.8	44 / 531	A	WRDS-F
10	WLT-F	SAC	39 / 4.6	3.1	5.4	4.8	4.8	4.5	621 / 11.6	12.1	11.4	41 / 648	C	WLT-F
11	WTKW-FF	CL AOR	35 / 4.1	4.3	5.0	4.5	4.8	4.5	641 / 12.0	12.0	13.1	42 / 759	C	WTKW-FF
12	WFBL	ST	32 / 3.8	3.1	2.4	2.0	2.2	2.8	368 / 6.9	5.7	5.4	37 / 441	A	WFBL
13	WHEN	SPR	25 / 2.9	2.9	2.8	2.0	2.0	2.7	458 / 8.5	7.7	5.6	30 / 517	B	WHEN
14	WFRG-AF	C	16 / 1.9	2.1	1.4	2.0	1.8	1.8	294 / 5.5	5.0	4.9	37 / 622		WFRG-AF
14	WTLA-AA	ST	16 / 1.9	1.5	2.0	1.6	3.1	1.7	240 / 4.5	4.3	5.7	17 / 251	A	WTLA-AA
16	WNSS	N	12 / 1.4	1.2	1.3	0.6	1.2	1.1	242 / 4.5	5.3	4.8	12 / 248	A	WNSS
17	WHCD-F	J	9 / 1.1	1.2	0.6	1.2	0.7	1.0	141 / 2.6	2.7	2.7	14 / 235	A	WHCD-F

12+ FM Share (Metro): 79.17% (570 of 720) (Spring 99: 81.06%)

Teens	18-34	18-49	25-49	25-54	35+	12+ AMD	12+ Mid	12+ PMD	12+ Eve	12+ Wknd	
1	WWHT-F >>>	1 WKRL-FF	1 WNTQ-F	1 WBBS-F <	1 WBBS-F	1 WSYR	1 WSYR <	1 WBBS-F	1 WBBS-F	1 WWHT-F	1 WBBS-F
2	WRDS-F >	2 WNTQ-F	1 WBBS-F	2 WAQX-F <	2 WYYY-F	2 WBBS-F	2 WAQX-F	2 WYYY-F	2 WKRL-FF <	2 WRDS-F	2 WWHT-F <
3	WKRL-FF >	3 WAQX-F <	1 WAQX-F <	3 WYYY-F	3 WNTQ-F	3 WSEN-F	2 WBBS-F	3 WNTQ-F <	3 WWHT-F <	3 WKRL-FF	3 WYYY-F <
4	WBBS-F	4 WWHT-F	4 WYYY-F <	3 WNTQ-F	3 WAQX-F	4 WYYY-F	4 WNTQ-F	4 WSYR <	4 WYYY-F <	4 WSYR <	4 WSEN-F
4	WNTQ-F >	4 WRDS-F <	5 WKRL-FF	5 WTKW-FF	5 WSEN-F <	5 WFBL	5 WYYY-F	5 WSEN-F	5 WSYR	5 WNTQ-F	5 WNTQ-F <
		6 WBBS-F <	6 WTKW-FF	6 WSEN-F	6 WTKW-FF	6 WLT-F <	6 WSEN-F	6 WLT-F <	5 WSEN-F <	5 WBBS-F <	6 WKRL-FF <
		7 WYYY-F >	6 WWHT-F	7 WLT-F	7 WLT-F	7 WNTQ-F	7 WKRL-FF <	7 WAQX-F <	7 WNTQ-F <	7 WLT-F <	7 WSYR <
			6 WSEN-F <	8 WKRL-FF <	8 WSYR	7 WAQX-F	8 WWHT-F <	8 WKRL-FF	8 WRDS-F <	8 WAQX-F	8 WFBL
			9 WRDS-F	9 WWHT-F <	9 WKRL-FF	7 WTKW-FF	9 WTKW-FF <	9 WFBL	9 WAQX-F	9 WYYY-F	9 WAQX-F <
						10 WHEN	10 WRDS-F	10 WTKW-FF	10 WTKW-FF	10 WSEN-F	10 WLT-F <
									10 WLT-F		

Wom 18-24	Wom 18-34	Wom 25-34	Wom 18-49	Wom 25-54	Men 18-24	Men 18-34	Men 25-34	Men 18-49	Men 25-54	12+ Ovmit
1	WNTQ-F	1 WNTQ-F >	1 WNTQ-F <	1 WYYY-F	1 WKRL-FF >>	1 WKRL-FF	1 WAQX-F >	1 WAQX-F	1 WAQX-F >	1 WSYR >
1	WKRL-FF	2 WYYY-F	2 WBBS-F	2 WYYY-F	2 WNTQ-F <	2 WRDS-F	2 WAQX-F >	2 WKRL-FF	2 WKRL-FF	2 WBBS-F
3	WWHT-F	2 WWHT-F	2 WYYY-F	3 WBBS-F	3 WBBS-F >	2 WAQX-F	3 WRDS-F >	3 WRDS-F	3 WBBS-F	3 WTKW-FF
4	WYYY-F	4 WBBS-F	4 WWHT-F >>	4 WNTQ-F <	4 WLT-F	2 WSEN-F	4 WBBS-F	4 WBBS-F	3 WTKW-FF	4 WSEN-F
5	WRDS-F	5 WKRL-FF	5 WRDS-F	5 WLT-F	5 WSEN-F	5 WWHT-F >>	4 WWHT-F	5 WTKW-FF	5 WRDS-F <	4 WKRL-FF
6	WBBS-F	6 WRDS-F	5 WLT-F	6 WSEN-F	6 WWHT-F	6 WSEN-F	5 WNTQ-F	6 WSEN-F	6 WSEN-F	6 WRDS-F
			7 WKRL-FF <	7 WTKW-FF <	7 WNTQ-F	7 WYYY-F	7 WHEN	7 WHEN	6 WYYY-F	5 WKRL-FF
			8 WRDS-F <	8 WSYR				7 WNTQ-F	7 WNTQ-F	6 WHEN <
									9 WYYY-F	9 WNTQ-F <
									9 WWHT-F >	

Other Rated Stations				Metro Share	Cume Rating	TSA AQH	Cume	Other Rated Stations--Outside Market				Metro Share	Cume Rating	TSA AQH	Cume
WDCW	REL	1390	Syracuse	0.4	1.4	4	95	WKLL-F	AOR-NR	94.9	Frankfort	0.4	1.9	16	241
WOLF-AF	KIDS	1490	Syracuse	0.4	1.9	4	121	WLZW-F	AC	98.7	Utica	0.6	2.5	16	288
WSCP-F	C	101.7	Putaski	0.9	1.9	8	99	WNVE-F	AOR-NR	95.1	Honeoye Falls	0.4	2.2	15	386
								WOUR-F	AOR	96.9	Utica	1.2	3.3	20	353
								WRCK-F	CL AOR	107.3	Utica	0.4	1.9	8	210
								WSKS-F	CHR	102.5	Rome	0.6	2.6	9	261

SYRACUSE

Consolidation Report	12+	25-54	Revenue	Format Performance	AM	FM	Total	%	Yr. Ago
Citadel	18.8 %	23.2 %	26.0 %	AC	0 (0)	64 (2)	64 (2)	8.9 %	7.1 %
WAQX-FM, WLTJ-FM, WNSS-AM, WNTQ-FM				AOR/Classic/NR	0 (0)	155 (9)	155 (9)	21.5 %	23.6 %
Clear Channel, pend.	32.7 %	33.3 %	51.4 %	Black/Urban	0 (0)	40 (1)	40 (1)	5.6 %	3.5 %
WBBS-FM, WHCD-FM, WHEN-AM, WSYR-AM, WVOA-FM, WWHT-FM, WYYY-FM				CHR	0 (0)	114 (3)	114 (3)	15.8 %	17.7 %
Galaxy, pend.	16.5 %	15.1 %	11.7 %	Classical	0 (0)	0 (0)	0 (0)	0.0 %	0.0 %
WKRH-FM, WKRL-FM, WRDS-FM, WSGO-AM, WTKV-FM, WTKW-FM, WTLA-AM				Country	0 (0)	98 (3)	98 (3)	13.6 %	15.5 %
	68.0 %	71.6 %	89.1 %	Full Service	59 (1)	0 (0)	59 (1)	8.2 %	9.1 %
				Hispanic	0 (0)	0 (0)	0 (0)	0.0 %	0.0 %
				Jazz	0 (0)	9 (1)	9 (1)	1.3 %	0.8 %
				News/Talk	12 (1)	0 (0)	12 (1)	1.7 %	1.4 %
				Oldies	0 (0)	51 (1)	51 (1)	7.1 %	6.8 %
				Others/Unknown	3 (1)	0 (0)	3 (1)	0.4 %	0.0 %
				Religion/Gospel	3 (1)	0 (0)	3 (1)	0.4 %	0.4 %
				Soft AC	0 (0)	39 (1)	39 (1)	5.4 %	5.6 %
				Sports	25 (1)	0 (0)	25 (1)	3.5 %	2.3 %
				Standards/EZ	48 (3)	0 (0)	48 (3)	6.7 %	6.1 %
				Totals	150 (8)	570 (21)	720 (29)		

AM Stations

Station	Freq	Power	Format	Comments	AM	FM	Total	City
WFBL	1050	2.5 kw/0.019 kw (DA-2)	Standards	CNN, Westwd	\$<20.00	Mc-Guild	Buckley	Baldwinsville
WHEN	620	5 kw/1 kw (DA-N)	Sports	ABC, 1-On-1, Westwd	\$22.00	Clr Chnl	Clear Channel	Syracuse
WNSS	1260	5 kw (DA-N)	News	CBS, AP	\$16.00	Christal	Citadel	Syracuse
WSGO	1440	1 kw/0.045 kw	Simul. WTLA					Oswego
WSYR	570	5 kw (DA-2)	Full Service	Westwd, ABC, CNN	\$66.00	Clr Chnl	Clear Channel	Syracuse
WTLA	1200	1 kw (DA-N)	Standards	ABC	\$<20.00	Allied	Galaxy	N. Syracuse

FM Stations

Station	Freq	Power	Format	Comments	AM	FM	Total	City
WAQX	95.7	25 kw @ 298	AOR	CBS, AMFM, WW1	\$75.00	D&R	Citadel	Manlius
WBBS	104.7	50 kw @ 492	Country		\$54.00	Clr Chnl	Clear Channel	Fulton
WHCD	106.9	13.8 kw @ 940	Jazz		\$ NA	—	Clear Channel	Auburn
WKRH	106.5	5 kw @ 328	Simul. WKRL-F					Minetto
WKRL	100.9	6 kw @ 165	AOR-New Rock		\$25.00	Allied	Galaxy	N. Syracuse
WLTJ	105.9	1.25 kw @ 200	Soft AC	CBS	\$ NA	Mc-Guild	Citadel	Syracuse
WNTQ	93.1	97 kw @ 660	CHR		\$75.00	Katz	Citadel	Syracuse
WRDS	102.1	6 kw @ 220	Black AC	ABC, AURN	\$ NA	Roslin	Galaxy, pend.	Phoenix
WSEN	92.1	25 kw @ 300	Oldies	CBS, Westwd	\$38.00	Mc-Guild	Buckley	Baldwinsville
WWHT	107.9	50 kw @ 500	CHR		\$<20.00	Clr Chnl	Clear Channel	Syracuse
WYYY	94.5	100 kw @ 650	AC		\$93.00	Clr Chnl	Clear Channel	Syracuse

Notes: WFRG-AF - See Utica-Rome . . . 5/00 WVOA-F (105.1; De Ruyter) sold to Clear Channel for \$5,000,000 . . . 6/00 Radio Corp. was reorganized and recapitalized as Galaxy Communications, LP . . . 7/00 WRDS-F sold to Galaxy for \$3,750,000 . . . 8/00 After a two-day stunt as Country "Big Cow 102," WRDS-F changed from Black AC to AC as "Sunny 102"

TALLAHASSEE

Arbitron Rank 159 Pop (12+)	218,600	Stations	18 / 17	Last Year's Revenue:	\$11,900,000
MSA Rank:	163	Diaries:	657 / 333:1 / 52.7%	Household Income:	\$41,261
MSA Pop:	291,000	Sample Target:	610	Total Retail Sales:	\$2.6 Bil.
DMA:	112	% Below Line:	1.9	#1 Biller:	WHBX-F \$2,100,000
Average Persons Rating:	14.3	% Not Listed:	21.7	#1 Billing Portfolio	
Market TSL in Hours	19.25	Pop per Station:	12,859	Cumulus	\$5,310,000

12+ Metro	Format	Spring 00 1/4 Share	Fall 99	Spg 99	Fall 98	Spg 98	12+ Metro Cume / Rtg	Fall 99	Spg 99	12+ TSA AQH / Cume	Revenue Level	
1	WHBX-F	B/AC	37 / 11.8	10.5	15.2	17.0	461 / 21.1	21.7	26.9	61 / 731	D	WHBX-F
2	WWLD-F	B/O	21 / 6.7	3.5	4.2	3.8	304 / 13.9	10.5	10.6	23 / 349	A	WWLD-F
2	WBZE-F	AC	21 / 6.7	6.3	9.1	6.6	372 / 17.0	18.4	21.0	32 / 610	C	WBZE-F
4	WHTF-F	CHR	20 / 6.4	6.3	4.5	3.1	440 / 20.1	17.9	14.3	32 / 630	A	WHTF-F
5	WAIB-F	C	18 / 5.7	3.9	4.9	3.5	235 / 10.8	10.9	14.3	23 / 360	B	WAIB-F
6	WGLF-F	CL AOR	15 / 4.8	6.3	8.4	4.9	288 / 13.2	14.4	18.3	29 / 516	B	WGLF-F
7	WXSR-F	AOR-NR	14 / 4.5	3.2	5.8	5.9	374 / 17.1	14.8	17.7	16 / 419	B	WXSR-F
7	WWFO-F	CL HITS	14 / 4.5	4.9	4.9	3.5	270 / 12.4	14.1	11.6	17 / 354	B	WWFO-F
9	WOKL-F	O	13 / 4.2	5.6	3.6	6.2	205 / 9.4	10.5	13.8	16 / 298	B	WOKL-F
10	WTNT-F	C	12 / 3.8	7.4	6.8	7.3	266 / 12.2	17.2	16.3	51 / 748	C	WTNT-F
11	WTLY-F	AC/CHR	11 / 3.5	4.6			333 / 15.2	13.9		18 / 518	B	WTLY-F
12	WHBT	B/G	10 / 3.2	3.9	1.3		102 / 4.6	5.1	2.2	11 / 122	A	WHBT

12+ FM Share (Metro): 86.94% (213 of 245) (Spring 99: 94.61%)

Teens	18-34	18-49	25-49	25-54	35+	12+ AMD	12+ Mid	12+ PMD	12+ Eve	12+ Wknd
1 WHTF-F >	1 WHBX-F >	1 WHBX-F >	1 WHBX-F >	1 WHBX-F	1 WHBX-F	1 WHBX-F >	1 WHBX-F	1 WHBX-F <	1 WHTF-F	1 WHBX-F >>
2 WXS-R-F	2 WHTF-F <	2 WBZE-F	2 WBZE-F	2 WBZE-F	2 WBZE-F	2 WBZE-F	2 WWLD-F	2 WWLD-F	1 WHBX-F >	2 WHTF-F <
2 WWFO-F	3 WXS-R-F	3 WHTF-F	3 WWLD-F <	2 WWLD-F	2 WWLD-F >	3 WGLF-F	3 WBZE-F <	3 WBZE-F <	3 WXS-R-F	3 WWFO-F <
2 WHBX-F >	4 WVHT-F	3 WWLD-F	4 WGLF-F	4 WAIB-F	4 WOKL-F	4 WHTF-F <	4 WAIB-F	4 WHTF-F	3 WVHT-F	4 WWLD-F
	5 WGLF-F	3 WGLF-F <	4 WAIB-F >	5 WGLF-F >	4 WAIB-F	5 WAIB-F	5 WOKL-F	5 WAIB-F <	5 WWFO-F	5 WBZE-F <
	6 WWLD-F	6 WAIB-F <	6 WHTF-F	6 WOKL-F	6 WFRF	6 WOKL-F	6 WHTF-F <	6 WXS-R-F	6 WAIB-F	6 WVHT-F
	6 WBZE-F	7 WXS-R-F	6 WWFO-F	7 WHBT	6 WTNT-F	6 WTNT-F	7 WGLF-F	7 WTNT-F <	6 WNLS	6 WAIB-F
	6 WAIB-F	8 WWFO-F	8 WHBT	7 WHTF-F	6 WHBT	6 WWLD-F <	8 WHBT	8 WTLY-F	6 WWLO-F	8 WTNT-F
		9 WOKL-F	8 WOKL-F	7 WTNT-F	9 WGLF-F	9 WXS-R-F	8 WXS-R-F	8 WGLF-F	8 WTNT-F	8 WTLY-F
		9 WTNT-F	8 WTNT-F	7 WWFO-F			10 WWFO-F <	8 WHBT <		

Wom 18-24	Wom 18-34	Wom 25-34	Wom 18-49	Wom 25-54	Men 18-24	Men 18-34	Men 25-34	Men 18-49	Men 25-54	12+ Ovrnite
1 WHBX-F	1 WHBX-F	1 WAIB-F	1 WHBX-F >	1 WBZE-F	1 WXS-R-F >	1 WXS-R-F	1 WVHT-F	1 WHBX-F	1 WWLD-F	1 WTAL
2 WHTF-F >>	2 WHTF-F >	1 WHBX-F >	2 WBZE-F <	1 WHBX-F >	2 WHTF-F	1 WVHT-F	1 WHBX-F >	2 WGLF-F	1 WHBX-F	2 WHBX-F
3 WBZE-F	3 WXS-R-F	3 WHTF-F	3 WHTF-F	3 WAIB-F	2 WHBX-F	1 WHBX-F >	3 WNLS	3 WWLD-F >	3 WGLF-F >	2 WTNT-F
3 WOKL-F	3 WBZE-F	3 WWLD-F	4 WAIB-F	4 WWLD-F	2 WVHT-F >>	4 WNLS	3 WXS-R-F	4 WXS-R-F	4 WBZE-F	4 WXS-R-F >
3 WTLY-F	3 WAIB-F	3 WBZE-F	5 WHBT	4 WHBT	4 WWLO-F	4 WWLO-F	3 WWLD-F	4 WWFO-F	4 WAIB-F	4 WAIB-F
3 WVHT-F	6 WWLD-F	3 WGLF-F >	6 WOKL-F	6 WHTF-F >	4 WWFO-F	3 WGLF-F >>	4 WBZE-F	6 WOKL-F	6 WOKL-F	6 WVHT-F
3 WXS-R-F >>	6 WGLF-F	7 WXS-R-F >>	6 WTLY-F	7 WFRF	4 WGLF-F >		7 WNLS	7 WVHT-F	6 WTNT-F	6 WWFO-F >
			6 WWLD-F	7 WGLF-F			7 WVHT-F	7 WTNT-F		
			6 WXS-R-F	7 WOKL-F			7 WTNT-F			
				7 WTLY-F			7 WAIB-F			

Other Rated Stations				Metro Share	Cume Rating	TSA AQH Cume	Other Rated Stations--Outside Market				Metro Share	Cume Rating	TSA AQH Cume
WAKU-F	REL-CC	94.1	Crawfordville	0.6	3.4	3 98	WGWD-F	C	93.3	Gretna	1.9	5.0	17 276
WFRF	REL	1070	Tallahassee	2.6	3.4	9 90							
WNLS	SPRFS	1270	Tallahassee	2.2	6.5	8 168							
WTAL	T	1450	Tallahassee	2.2	4.3	9 128							
WVHT-F	B	105.7	Monticello	2.9	7.9	18 264							

TALLAHASSEE

Consolidation Report	12+	25-54	Revenue	Format Performance	AM	FM	Total	%	Yr. Ago
Clear Channel WILS-AM, WOKL-FM, WTLY-FM, WTNT-FM, WXSR-FM	18.2 %	18.0 %	38.3 %	AC	0 (0)	32 (2)	32 (2)	13.1 %	11.6 %
				AOR/Classic/NR	0 (0)	29 (2)	29 (2)	11.8 %	24.5 %
Cumulus WBZE-FM, WGLF-FM, WHBT-AM, WHBX-FM, WWLD-FM	33.2 %	40.7 %	44.6 %	Black/Urban	0 (0)	67 (3)	67 (3)	27.3 %	19.5 %
				CHR	0 (0)	20 (1)	20 (1)	8.2 %	11.2 %
Triad WAIB-FM, WHTF-FM, WWFO-FM	16.6 %	15.4 %	16.6 %	Classical	0 (0)	0 (0)	0 (0)	0.0 %	0.0 %
				Country	0 (0)	36 (3)	36 (3)	14.7 %	16.2 %
	68.0 %	74.1 %	99.5 %	Full Service	0 (0)	0 (0)	0 (0)	0.0 %	0.0 %
				Hispanic	0 (0)	0 (0)	0 (0)	0.0 %	0.0 %
				Jazz	0 (0)	0 (0)	0 (0)	0.0 %	6.2 %
				News/Talk	7 (1)	0 (0)	7 (1)	2.9 %	0.8 %
				Oldies	0 (0)	27 (2)	27 (2)	11.0 %	4.6 %
				Others/Unknown	0 (0)	0 (0)	0 (0)	0.0 %	0.0 %
				Religion/Gospel	18 (2)	2 (1)	20 (3)	8.2 %	3.3 %
				Soft AC	0 (0)	0 (0)	0 (0)	0.0 %	0.0 %
				Sports	7 (1)	0 (0)	7 (1)	2.9 %	2.1 %
				Standards/EZ	0 (0)	0 (0)	0 (0)	0.0 %	0.0 %
				Totals	32 (4)	213 (14)	245 (18)		

AM Stations

Station	Freq	Power	Format	Ownership	AM	FM	Location
WFRF	1070	10 kw (Days)	Religion	\$ NA	--		Tallahassee
WHBT	1410	5 kw/0.0018 w	Black Gospel	ABC, Westwd	Katz	Cumulus	Tallahassee
WILS	1270	5 kw (DA-N)	Sports	1-on-1, ESPN	\$ NA	Clr Chnl	Clear Channel Tallahassee

FM Stations

Station	Freq	Power	Format	Ownership	AM	FM	Location
WAIB	103.1	50 kw @ 295	Country	\$<20.00	Mc-Guild	Triad	Tallahassee
WBZE	98.9	100 kw @ 390	AC	Westwd	\$30.00	Katz	Cumulus Tallahassee
WGLF	104.1	100 kw @ 1394	AOR		\$23.00	Allied	Cumulus Tallahassee
WHBX	95.1	37 kw @ 479	Black AC	ABC, Westwd	\$21.00	Katz	Cumulus Tallahassee
WHTF	104.9	47 kw @ 505	Dance CHR		\$ NA	Mc-Guild	Triad Havana
WOKL	100.7	11.3 kw @ 489	Oldies		\$22.00	Clr Chnl	Clear Channel Midway
WTLY	107.1	68.2 kw @ 823	AC/CHR		\$ NA	Clr Chnl	Clear Channel Thomasville, GA
WTNT	94.9	100 kw @ 840	Country		\$45.00	Clr Chnl	Clear Channel Tallahassee
WVHT	105.7	16 kw @ 410	Black	AURN, Westwd	\$ NA	Katz	Monticello
WWFO	99.9	50 kw @ 492	Classic Hits		\$<20.00	Mc-Guild	Triad Lafayette
WWLD	106.1	6 kw @ 328	Black Oldies		\$<20.00	Katz	Cumulus Tallahassee
WXSR	101.5	50 kw @ 476	New Rock		\$<20.00	Clr Chnl	Clear Channel Quincy

Notes: 5/00 WAIB-F, WHTF-F and WWFO-F sold by Mike Schwartz & partners to Triad for \$15,000,000 (Bergner)

TAMPA-SAINT PETERSBURG

Arbitron Rank: 21	Pop (12+): 2,003,100	Stations: 29 / 29	Last Year's Revenue: \$117,000,000
MSA Rank: 22		Diaries: 3,053 / 656:1 / 50.5%	Household Income: \$37,864
MSA Pop: 2,330,000		Sample Target: 3,080	Total Retail Sales: \$27.9 Bil.
DMA: 14		% Below Line: 0.0	#1 Biller: WQYK-F \$15,070,000
Average Persons Rating: 16.4		% Not Listed: 12.5	#1 Billing Portfolio
Market TSL In Hours: 21.75		Pop per Station: 69,072	Clear Channel \$56,790,000

12+ Metro	Format	Spring 00 1/4 Share	Win 00	Fall 99	Sum 99	Spg 99	4-Book Avg.	12+ Metro Cume / Rtg.	Fall 99	Spg 99	12+ TSA AQH / Cume	Revenue Level	
1	WDUV-F	329 / 10.0	10.3	10.5	9.4	8.2	10.1	3241 / 16.2	15.4	14.1	391 / 4024	F	WDUV-F
2	WFLZ-F	249 / 7.6	6.7	7.5	6.5	5.9	7.1	4316 / 21.5	19.8	19.7	366 / 6404	I	WFLZ-F
3	WLLD-F	226 / 6.9	6.2	6.2	5.8	6.1	6.3	2933 / 14.6	13.4	14.0	253 / 3396	F	WLLD-F
4	WQYK-F	206 / 6.3	6.0	5.5	6.7	6.6	6.1	2570 / 12.8	13.2	14.1	221 / 2905	J	WQYK-F
5	WXTB-F	175 / 5.3	6.1	5.4	6.0	6.5	5.7	2177 / 10.9	9.9	13.5	243 / 2988	H	WXTB-F
6	WFLA	159 / 4.9	4.9	6.2	5.6	6.1	5.4	2455 / 12.3	10.6	13.0	203 / 3068	I	WFLA
7	WSJT-F	133 / 4.1	4.3	3.9	3.0	3.4	3.8	2155 / 10.8	8.5	8.1	199 / 3149	F	WSJT-F
7	WRBQ-F	133 / 4.1	4.2	4.2	4.6	4.5	4.3	1879 / 9.4	9.9	10.5	149 / 2224	G	WRBQ-F
9	WGUL-AF	128 / 3.9	5.1	3.4	4.0	4.1	4.1	1303 / 6.5	5.0	5.6	153 / 1646	C	WGUL-AF
10	WSSR-F	126 / 3.8	3.3	3.8	3.6	3.8	3.6	2211 / 11.0	11.4	12.4	154 / 2603	H	WSSR-F
11	WTBT-F	117 / 3.6	2.3	3.0	4.8	6.3	3.4	1785 / 8.9	8.1	12.4	172 / 2578	I	WTBT-F
12	WMTX-F	114 / 3.5	3.4	3.1	3.2	2.7	3.3	1835 / 9.2	9.3	9.2	146 / 2405	G	WMTX-F
13	WWRM-F	113 / 3.4	3.3	3.3	4.2	3.5	3.6	2063 / 10.3	8.6	10.1	150 / 2959	G	WWRM-F
14	WFJO-F	93 / 2.8	3.5	2.7	2.9	2.5	3.0	1605 / 8.0	8.0	7.1	133 / 2378	D	WFJO-F
15	WYUU-F	85 / 2.6	2.0	2.0	2.3	2.5	2.2	1415 / 7.1	6.9	7.0	89 / 1593	E	WYUU-F
16	WHPT-F	83 / 2.5	2.5	2.5	3.4	2.0	2.7	1642 / 8.2	7.6	7.4	148 / 2604	G	WHPT-F
17	WTMP	75 / 2.3	1.7	1.8	1.6	1.3	1.8	942 / 4.7	3.3	3.3	75 / 951	A	WTMP
18	WBBY-F	69 / 2.1	2.8	3.0	2.3	2.4	2.6	1379 / 6.9	6.9	7.0	83 / 1693	D	WBBY-F
19	WSUN-F	66 / 2.0	1.8	2.3	2.3	2.8	2.1	1271 / 6.3	6.5	8.8	70 / 1390	A	WSUN-F
20	WDAE	62 / 1.9	1.1	1.4	0.9	1.1	1.3	950 / 4.7	4.7	3.8	71 / 1124	C	WDAE

12+ FM Share (Metro): 82.67% (2371 of 2868) (Spring 99: 81.08%)

Teens	18-34	18-49	25-49	25-54	35+	12+ AMD	12+ Mid	12+ PMD	12+ Eve	12+ Wknd
1 WLLD-F >>>	1 WFLZ-F <	1 WFLZ-F	1 WFLZ-F <	1 WFLZ-F <	1 WDUV-F >	1 WFLZ-F	1 WDUV-F >	1 WDUV-F	1 WLLD-F >	1 WDUV-F >
2 WFLZ-F >>>	2 WLLD-F <	2 WXTB-F	2 WXTB-F	2 WXTB-F <	2 WOYK-F	2 WDUV-F	2 WOYK-F	2 WLLD-F <	2 WFLZ-F <	2 WLLD-F <
3 WXTB-F >	3 WXTB-F >	3 WLLD-F	3 WQYK-F <	3 WQYK-F	3 WFLA	3 WXTB-F	3 WFLA <	3 WFLZ-F <	3 WDUV-F	3 WFLZ-F
4 WSSR-F >	4 WOYK-F <	4 WTBT-F	4 WTBT-F	4 WTBT-F	4 WGUL-AF <	4 WFLA <	4 WLLD-F <	4 WOYK-F	4 WXTB-F	4 WOYK-F >
5 WRBQ-F	5 WSSR-F <	5 WSSR-F	5 WSSR-F <	5 WSSR-F <	5 WSJT-F	5 WOYK-F	5 WFLZ-F	5 WSSR-F <	5 WSJT-F	5 WXTB-F <
6 WHPT-F	6 WTBT-F	6 WLLD-F <	6 WSJT-F <	6 WSJT-F <	6 WTBT-F <	6 WLLD-F	6 WGUL-AF <	6 WXTB-F <	6 WFLA <	6 WSJT-F
6 WQYK-F <	7 WMTX-F <	7 WSJT-F <	7 WRBQ-F	7 WRBQ-F	7 WRBQ-F	7 WRBQ-F <	7 WWRM-F	7 WRBQ-F <	7 WQYK-F	7 WRBQ-F <
8 WMTX-F	8 WRBQ-F <	8 WRBQ-F <	7 WMTX-F <	8 WWRM-F	8 WSSR-F <	8 WSSR-F <	7 WSJT-F <	8 WGUL-AF	8 WFLA	8 WFLA
	9 WHPT-F <	9 WMTX-F	9 WLLD-F <	8 WFLZ-F <	9 WMTX-F <	9 WXTB-F	9 WRBQ-F <	8 WTBT-F <	8 WGUL-AF	8 WGUL-AF
	10 WSJT-F <	9 WFJO-F <	10 WFJO-F <	10 WMTX-F <	10 WTBT-F <	9 WMTX-F <	10 WGUL-AF <	10 WFJO-F <		

Wom 18-24	Wom 18-34	Wom 25-34	Wom 18-49	Wom 25-54	Men 18-24	Men 18-34	Men 25-34	Men 18-49	Men 25-54	12+ Ovrnite
1 WFLZ-F >	1 WFLZ-F >	1 WFLZ-F >	1 WFLZ-F >	1 WFLZ-F	1 WLLD-F >>>	1 WXTB-F	1 WXTB-F >>	1 WXTB-F >	1 WXTB-F	1 WLLD-F
2 WLLD-F >	2 WLLD-F	2 WLLD-F	2 WLLD-F <	2 WOYK-F <	2 WXTB-F	2 WLLD-F >	2 WSSR-F	2 WLLD-F	2 WTBT-F	2 WFLA >
3 WSSR-F	3 WSSR-F >	2 WSSR-F	3 WSSR-F <	3 WMTX-F <	2 WFLZ-F >>>	3 WFLZ-F	3 WLLD-F	3 WFLZ-F <	3 WQYK-F	3 WSJT-F
4 WXTB-F	4 WRBQ-F	4 WRBQ-F	4 WMTX-F <	4 WSSR-F <	4 WWRM-F	4 WSSR-F >	4 WFLZ-F	4 WTBT-F	4 WFLZ-F <	4 WXTB-F
5 WMTX-F >	4 WXTB-F	5 WMTX-F	5 WQYK-F	5 WWRM-F <	4 WTMP	5 WHPT-F	5 WHPT-F <	5 WOYK-F	5 WHPT-F	4 WFLZ-F <
	4 WMTX-F >	6 WXTB-F	6 WRBQ-F <	6 WSJT-F <		6 WOYK-F <	6 WDAE	6 WHPT-F <	6 WDAE <	6 WWRM-F <
	7 WOYK-F	7 WOYK-F <	7 WFJO-F <	7 WFJO-F <		7 WDAE <	7 WOYK-F <	7 WSSR-F	7 WSSR-F <	7 WOYK-F
	7 WWRM-F	8 WWRM-F <	8 WWRM-F <	8 WRBQ-F		8 WTMP	8 WFJO-F <	8 WDAE	8 WSJT-F <	7 WDUV-F
		9 WHPT-F	9 WSJT-F	9 WBBY-F <			9 WRBQ-F	9 WSJT-F <	9 WLLD-F <	
		10 WFJO-F	10 WXTB-F <	10 WLLD-F <				10 WRBQ-F <	10 WRBQ-F	

Other Rated Stations				Metro Share	Cume Rating	TSA AQH Cume
WHNZ	NT	1250	Tampa	0.5	2.2	19 479
WLCC	SP-VA	760	Brandon	0.3	0.5	21 252
WMGG-AF	SP-TP	820	Largo	0.9	1.9	31 417
WQBN	SP-VA	1300	Temple Terrace	0.6	1.2	20 241
WQYK	SPRTS	1010	Seffner	0.7	2.7	24 608
WRMD	SP-TP	680	St. Petersburg	0.4	1.3	12 268
WRXB	B	1590	St. Pete. Beach	0.5	1.1	16 241

TAMPA-SAINT PETERSBURG

Consolidation Report	12+	25-54	Revenue	Format Performance	AM	FM	Total	%	Yr. Ago
CBS/Infinity WLLD-FM, WQYK-AM, WQYK-FM, WRBQ-FM, WSJT-FM, WYUU-FM	24.7 %	25.3 %	29.0 %	AC	0 (0)	240 (2)	240 (2)	8.4 %	7.4 %
Clear Channel WDAE-AM, WFLA-AM, WFLZ-FM, WHNZ-AM, WMTX-FM, WSSR-FM, WTBT-FM, WXTB-FM	31.1 %	36.2 %	48.5 %	AOR/Classic/NR	0 (0)	444 (4)	444 (4)	15.5 %	16.9 %
Cox Radio WBBY-FM, WDUV-FM, WFJO-FM, WHPT-FM, WSUN-FM, WWRM-FM	22.8 %	21.2 %	17.9 %	Black/Urban	90 (2)	93 (1)	183 (3)	6.4 %	4.9 %
Mega WLCC-AM, WMGG-AM, WMGG-FM	1.2 %	1.7 %	1.8 %	CHR	0 (0)	475 (2)	475 (2)	16.6 %	13.7 %
	79.8 %	84.4 %	97.2 %	Classical	0 (0)	0 (0)	0 (0)	0.0 %	0.0 %
				Country	0 (0)	339 (2)	339 (2)	11.8 %	13.0 %
				Full Service	0 (0)	0 (0)	0 (0)	0.0 %	0.0 %
				Hispanic	64 (4)	8 (1)	72 (5)	2.5 %	1.8 %
				Jazz	0 (0)	133 (1)	133 (1)	4.6 %	3.9 %
				News/Talk	177 (2)	0 (0)	177 (2)	6.2 %	9.1 %
				Oldies	0 (0)	151 (2)	151 (2)	5.3 %	9.3 %
				Others/Unknown	0 (0)	0 (0)	0 (0)	0.0 %	0.8 %
				Religion/Gospel	0 (0)	0 (0)	0 (0)	0.0 %	0.0 %
				Soft AC	0 (0)	113 (1)	113 (1)	3.9 %	4.0 %
				Sports	84 (2)	0 (0)	84 (2)	2.9 %	1.3 %
				Standards/EZ	82 (1)	375 (2)	457 (3)	15.9 %	14.0 %
				Totals	497 (11)	2371 (18)	2868 (29)		

AM Stations

Station	Freq	Power	Format	Advertiser	Agency	Station	City
WDAE	620	10 kw (DA-2)	Sports	ESPN	\$ NA	Eastman	Clear Channel
WFLA	970	5 kw (DA-2)	Talk	ABC	\$109.00	Eastman	Clear Channel
WGUL	860	2 kw/1.5 kw (DA-2)	Standards	UPI, Jones	\$47.00	Allied	Dunedin
WTMP	1150	5 kw/2.5 kw (DA-2)	Black	AURN, Westwd	\$29.00	Allied	Tampa

FM Stations

Station	Freq	Power	Format	Advertiser	Agency	Station	City
WBBY	107.3	100 kw @ 620	Classic Hits	\$75.00	Christal	Cox Radio	St. Petersburg
WDUV	105.5	46 kw @ 1345	EZ List./Standards	Westwd	\$70.00	Eastman	Cox Radio
WFJO	101.5	100 kw @ 1358	Black Oldies	\$ NA	Katz	Cox Radio	St. Petersburg
WFLZ	93.3	100 kw @ 1358	CHR	ABC	\$165.00	Eastman	Clear Channel
WGUL	106.3	12 kw @ 469	Simul. WGUL				Beverly Hills
WHPT	102.5	100 kw @ 1663	Classic AOR	\$140.00	Katz	Cox Radio	Sarasota
WLLD	98.7	50 kw @ 489	CHR/Urban	\$ NA	CBS	CBS/Infinity	Holmes Beach
WMTX	100.7	100 kw @ 1358	AC/CHR	\$115.00	Eastman	Clear Channel	Tampa
WQYK	99.5	100 kw @ 550	Country	\$215.00	CBS	CBS/Infinity	St. Petersburg
WRBQ	104.7	100 kw @ 555	Country	ABC	\$118.00	CBS	CBS/Infinity
WSJT	94.1	100 kw @ 1493	Jazz	\$79.00	CBS	CBS/Infinity	Lakeland
WSSR	95.7	100 kw @ 606	Modern AC	\$195.00	Clr Chnl	Clear Channel	Clearwater
WSUN	97.1	11.5 kw @ 735	Oldies	\$30.00	Christal	Cox Radio	Holiday
WTBT	103.5	100 kw @ 1358	Classic AOR	\$50.00	Eastman	Clear Channel	Bradenton
WWRM	94.9	100 kw @ 1290	Soft AC	\$110.00	Christal	Cox Radio	Tampa
WXTB	97.9	100 kw @ 1345	AOR	\$148.00	Eastman	Clear Channel	Clearwater
WYUU	92.5	50 kw @ 488	Oldies	\$85.00	D&R	CBS/Infinity	Safety Harbor

Notes: The Spring 2000 ratings reflect those found in the re-issued Tampa market report; the report was re-issued as three diaries appeared to have been influenced by media affiliation; another six diaries from the Winter 2000 report also were removed from that survey's total and the new figures are reflected here . . . 6/00 WSUN (910; Plant City) sold by Cox Radio to Salem (along with Atlanta 104.7 and KLUP San Antonio) for KKHT-F Houston

TERRE HAUTE

Arbitron Rank 192	Pop (12+): 172,200	Stations 24 / 16	Last Year's Revenue: \$6,400,000
MSA Rank: 242		Diarles: 631 / 273:1 / 60.7%	Household Income: \$35,909
MSA Pop: 147,000		Sample Target: 610	Total Retail Sales: \$3.2 Bil.
DMA: 142		% Below Line: 6.4	#1 Biller: WTHI-F \$1,900,000
Average Persons Rating: 14.3		% Not Listed: 17.9	#1 Billing Portfolio
Market TSL in Hours 19.50		Pop per Station: 10,762	Emmis \$2,600,000

12+ Metro	Format	Spring 00		Fall 99	Spq 99	Fall 98	Spq 98	12+ Metro Cume / Rtg	Fall 99	Spq 99	12+ TSA		Revenue Level
		1/4	Share								AQH / Cume		
1	WTHI-F	C	52 / 21.1	17.1	20.4	19.3	21.1	658 / 38.2	32.8	38.6	61 / 858	C	WTHI-F
2	WMGI-F	CHR	35 / 14.2	12.9	15.4	13.4	12.3	527 / 30.6	29.6	28.6	47 / 782	C	WMGI-F
3	WWVR-F	CL AOR	22 / 8.9	7.9	7.1	12.1	4.4	327 / 19.0	19.1	18.7	26 / 435	B	WWVR-F
4	WZZQ-AF	AOR	20 / 8.1	10.4	8.7	9.6	12.7	303 / 17.6	16.6	15.8	35 / 607	B	WZZQ-AF
5	WSDM-F	O	14 / 5.7	2.9	5.0	4.6	6.4	214 / 12.4	10.5	12.8	19 / 310	A	WSDM-F
6	WAXI-F	ST	10 / 4.1	5.0	5.0	3.4	2.0	102 / 5.9	7.0	7.9	15 / 149	A	WAXI-F
7	WLEZ-F	SAC	9 / 3.7	5.8	3.7	4.6	4.4	150 / 8.7	13.0	10.0	14 / 221	A	WLEZ-F
8	WACF-F	C	8 / 3.2	3.3	4.2	3.8	3.2	99 / 5.7	6.7	10.3	16 / 186	A	WACF-F
9	WWSY-F	AC	6 / 2.4	2.5	2.1	0.8	2.0	88 / 5.1	6.7	5.9	8 / 106		WWSY-F
9	WLS	T	6 / 2.4		0.8			53 / 3.1		1.8	8 / 68		WLS
11	WQTY-F	ST	4 / 1.6	2.1	0.4	0.8		88 / 5.1	2.1	2.1	9 / 141		WQTY-F

12+ FM Share (Metro): 93.56% (189 of 202) (Spring 99: 92.23%)

Teens	18-34	18-49	25-49	25-54	35+	12+ AMD	12+ Mid	12+ PMD	12+ Eve	12+ Wknd
1 WMGI-F >>>	1 WMGI-F	1 WMGI-F <	1 WTHI-F <	1 WTHI-F	1 WTHI-F >>>	1 WTHI-F >>	1 WTHI-F >	1 WTHI-F >	1 WMGI-F >	1 WTHI-F >
2 WZZQ-AF >>	2 WZZQ-AF	2 WTHI-F	2 WMGI-F	2 WMGI-F <	2 WSDM-F	2 WWVR-F <	2 WMGI-F	2 WMGI-F >	2 WZZQ-AF <	2 WMGI-F >
	3 WTHI-F	3 WWVR-F	3 WWVR-F >	3 WWVR-F >	2 WWVR-F	3 WMGI-F >	3 WWVR-F	3 WZZQ-AF	3 WTHI-F >	3 WZZQ-AF >
	4 WWVR-F >>>	4 WZZQ-AF >	4 WSDM-F	4 WSDM-F >	4 WAXI-F	4 WSDM-F	4 WZZQ-AF	4 WWVR-F	4 WWVR-F >	4 WWVR-F
		5 WSDM-F >	5 WZZQ-AF >	5 WZZQ-AF >	5 WLEZ-F	5 WZZQ-AF	5 WSDM-F >	5 WSDM-F >	5 WWSY-F >	5 WSDM-F
		6 WWSY-F	6 WLEZ-F	6 WLEZ-F	6 WMGI-F	6 WLEZ-F <	6 WLEZ-F <	6 WLEZ-F <		6 WAXI-F
		6 WLEZ-F >				7 WAXI-F	7 WAXI-F			

Wom 18-24	Wom 18-34	Wom 25-34	Wom 18-49	Wom 25-54	Men 18-24	Men 18-34	Men 25-34	Men 18-49	Men 25-54	12+ Ovrnite
1 WMGI-F	1 WMGI-F >>>	1 WMGI-F >>>	1 WMGI-F >	1 WMGI-F	1 WZZQ-AF >>>	1 WZZQ-AF >	1 WZZQ-AF	1 WWVR-F	1 WWVR-F	1 WTHI-F
2 WTHI-F	2 WTHI-F >	2 WTHI-F >	2 WTHI-F >	2 WTHI-F >>	2 WWVR-F	2 WWVR-F	2 WMGI-F	2 WTHI-F <	1 WTHI-F >	1 WMGI-F >>
2 WZZQ-AF >	3 WZZQ-AF	3 WWSY-F >>>	3 WWVR-F	3 WSDM-F	2 WMGI-F >>>	2 WMGI-F	2 WTHI-F	3 WZZQ-AF >	3 WSDM-F	3 WQTY-F
	4 WWVR-F		4 WZZQ-AF	3 WWVR-F		4 WTHI-F >>>		4 WMGI-F	4 WMGI-F	
	4 WWSY-F >>>		5 WWSY-F	5 WLEZ-F				5 WSDM-F >>>	4 WZZQ-AF >>>	
				5 WWSY-F >						

Other Rated Stations				Metro Share	Cume Rating	TSA AQH Cume	Format Performance		AM	FM	Total	%	Yr. Ago
WBOW	T	640	Terre Haute	1.2	3.8	3 65	AC	0	(0)	12 (4)	12 (4)	5.9 %	1.6 %
WCBH-F	AC/CHR	104.3	Casey, IL	1.2	4.9	5 240	AOR/Classic/NR	1	(1)	42 (3)	43 (4)	21.3 %	19.7 %
WMMC-F	AC	105.9	Marshall, IL	0.8	3.7	2 71	Black/Urban	0	(0)	0 (0)	0 (0)	0.0 %	0.0 %
WNDI-F	C	95.3	Sullivan, IN	0.4	1.8	1 40	CHR	0	(0)	35 (1)	35 (1)	17.3 %	19.2 %
WSJX-AA	SPRTS	1300	Terre Haute	0.8	2.2	2 38	Classical	0	(0)	0 (0)	0 (0)	0.0 %	0.0 %
							Country	0	(0)	63 (5)	63 (5)	31.2 %	34.2 %
							Full Service	2	(1)	0 (0)	2 (1)	1.0 %	1.0 %
WDNL-F	AC	102.1	Danville, IL	0.4	1.5	3 53	Hispanic	0	(0)	0 (0)	0 (0)	0.0 %	0.0 %
WFMS-F	C	95.5	Indianapolis	0.4	1.6	7 115	Jazz	0	(0)	0 (0)	0 (0)	0.0 %	0.0 %
WIBC	FS/T	1070	Indianapolis	0.8	3.4	5 116	News/Talk	9	(2)	0 (0)	9 (2)	4.5 %	4.1 %
WTTS-F	AOR-P	92.3	Bloomington, IN	0.4	1.6	3 97	Oldies	0	(0)	14 (1)	14 (1)	6.9 %	7.8 %
WWBL-F	C	106.5	Washington, IN	0.4	1.8	19 207	Others/Unknown	0	(0)	0 (0)	0 (0)	0.0 %	0.0 %
							Religion/Gospel	0	(0)	0 (0)	0 (0)	0.0 %	1.0 %
							Soft AC	0	(0)	9 (1)	9 (1)	4.5 %	4.7 %
							Sports	1	(2)	0 (0)	1 (2)	0.5 %	0.0 %
							Standards/EZ	0	(0)	14 (2)	14 (2)	6.9 %	6.7 %
							Totals	13	(6)	189 (17)	202 (23)		

TERRE HAUTE

Consolidation Report	12+	25-54	Revenue
Bright Tower WMGI-FM, WWSY-FM	16.6 %	17.5 %	16.4 %
Contemporary Media WBOW-AM, WZZQ-AM, WZZQ-FM	9.3 %	7.7 %	12.5 %
Crossroads WAXI-FM, WSDM-FM, WSDX-AM, WSJX-AM	10.2 %	10.0 %	10.1 %
Emmis WTHI-FM, WWVR-FM	30.0 %	30.6 %	40.6 %
	66.1 %	65.8 %	79.6 %

AM Stations

WZZQ	1230	1 kw	Simul. WZZQ-F	Terre Haute
------	------	------	---------------	-------------

FM Stations

Station	Freq	Power	Format	Parent	Other	City
WACF	98.5	50 kw @ 500	Country	Westwd, ABC	--	WPRS, Paris, IL
WAXI	104.9	1.2 kw @ 440	Standards	ABC	Regional	Crossroads, Rockville
WLEZ	102.7	28 kw @ 659	EZ Listening	CNN	--	Bomar, Terre Haute
WMGI	100.7	50 kw @ 500	CHR		Unirep	WWSY-F, Terre Haute
WSDM	97.7	3 kw @ 300	Oldies	ABC	Roslin	Crossroads, Brazil, IN
WTHI	99.9	50 kw @ 490	Country	ABC	Katz	Emmis, Terre Haute
WWSY	95.9	4.1 kw @ 397	AC		Roslin	WMGI-F, Seelyville, IN
WWVR	105.5	3.3 kw @ 875	Classic AOR		Katz	Emmis, W. Terre Haute
WZZQ	107.5	27.5 kw @ 670	AOR	ABC, Westwd	Allied	Contemporary, Terre Haute

Notes: WLS - See Chicago . . . 8/00 WBOW (640) changed from Talk to Classic Country (from Jones) . . . 8/00 WZZQ-AF changed from AOR to Modern AC (AC-NR) as "The Buzz"; WZZQ (1230) changed calls to WBUZ

FORMAT CODES

AC - Adult Contemporary	J - Jazz and New Adult Contemporary
AC-NR - Modern AC	KIDS - Children's
AOR - Album Oriented Rock	N - News
AOR-NR - New Rock	O - Oldies (50's & 60's)
AOR-P - Progressive AOR	REL - Religion, Christian
B - Black (audience 75%+ Black)	REL-CC - Contemporary Christian
B/AC - Black Adult Contemporary	SAC - Soft Adult Contemporary
B/G - Black Gospel	SP - Hispanic/Spanish
B/O - Black Oldies	SP-C - Hispanic Contemporary
BIZ - Business News & Talk	SP-NT - Hispanic News/Talk/Information
C - Country	SP-R - Hispanic-Regional
C/O - Classic Country	SP-TP - Hispanic-Tropical
CHR - Contemporary Hit Radio, Top 40	SP-VA - Hispanic Variety
CL - Classical	SP-TJ - Tejano
CL AOR - Classic AOR, Classic Rock	SPRTS - Sports
CL HITS - Classic Hits/70's Oldies	ST - Standards, Big Band, Nostalgia
E - Ethnic (usually Foreign Lang.)	T - Talk
EZ - Easy Listening, Beautiful Music	U - Urban (majority of audience is non-white)
FS - Full Service	VA - Variety
G - Gospel	? - Others or Unknown

REVENUE LEVEL CODES

A - Less than \$500,000	E - \$3,000,000 to \$3,999,999	I - \$10,000,000 to \$14,999,999
B - \$500,000 to \$999,999	F - \$4,000,000 to \$4,999,999	J - \$15,000,000 to \$19,999,999
C - \$1,000,000 to \$1,999,999	G - \$5,000,000 to \$6,999,999	K - \$20,000,000 to \$29,999,999
D - \$2,000,000 to \$2,999,999	H - \$7,000,000 to \$9,999,999	L - \$30,000,000+

TOLEDO

Arbitron Rank: 79 Pop (12+): 501,800	Stations: 26 / 18	Last Year's Revenue: \$29,200,000
MSA Rank: 87	Diaries: 1,882/ 267:1/ 53.1%	Household Income: \$45,221
MSA Pop: 610,000	Sample Target: 1,910	Total Retail Sales: \$7.3 Bil.
DMA: 68	% Below Line: 8.3	#1 Biller: WKKO-F \$6,800,000
Average Persons Rating: 15.2	% Not Listed: 13.5	#1 Billing Portfolio
Market TSL in Hours: 20.00	Pop per Station: 27,878	Cumulus \$13,925,000

12+ Metro	Format	Spring 00 1/4 Share	Wln 00	Fall 99	Sum 99	Spg 99	4-Book Avg.	12+ Metro Cume / Rtg.	Fall 99	Spg 99	12+ TSA AQH / Cume	Revenue Level		
1	WKKO-F	C	88 / 11.6	9.9	11.9	12.8	13.2	11.5	1125 / 22.4	21.9	23.6	132 / 1922	G	WKKO-F
2	WVKS-F	CHR	71 / 9.3	9.6	11.6	10.9	9.7	10.4	1469 / 29.3	30.7	26.5	122 / 2479	F	WVKS-F
3	WIOT-F	AOR	57 / 7.5	5.7	5.2	6.7	5.8	6.3	866 / 17.3	15.3	16.6	94 / 1580	E	WIOT-F
4	WRVF-F	AC	55 / 7.2	8.1	8.9	7.4	8.6	7.9	872 / 17.4	19.8	18.1	84 / 1315	E	WRVF-F
5	WWWFM-F	AC	49 / 6.4	5.8	5.8	6.3	7.1	6.1	709 / 14.1	16.1	16.6	54 / 833	E	WWWFM-F
6	WRQN-F	O	44 / 5.8	6.3	4.1	5.2	5.5	5.3	696 / 13.9	12.2	15.0	56 / 892	C	WRQN-F
7	WXKR-F	CL AOR	39 / 5.1	4.4	4.9	5.0	5.5	4.9	648 / 12.9	13.6	13.4	66 / 1080	C	WXKR-F
7	WSPD	FS	39 / 5.1	5.5	7.5	5.0	7.4	5.8	586 / 11.7	15.6	14.8	51 / 776	C	WSPD
9	WJUC-F	B	35 / 4.6	4.2	4.2	4.0	5.0	4.2	458 / 9.1	9.1	9.7	35 / 485	B	WJUC-F
10	WIMX-F	B/A/C	28 / 3.7	2.7	3.3	3.6	3.0	3.3	309 / 6.2	6.4	6.3	32 / 331	A	WIMX-F
11	WCWA	ST	27 / 3.5	2.7	2.2	3.1	2.6	2.9	303 / 6.0	4.5	5.3	29 / 342	A	WCWA
12	WRWK-FF	AOR	26 / 3.4	2.8	2.8	2.7	3.0	2.9	474 / 9.4	9.8	11.1	32 / 738	B	WRWK-FF
13	WJR	FS	18 / 2.4	2.2	2.2	2.2	2.9	2.2	439 / 8.8	8.8	9.1	45 / 940		WJR
14	WTWR-F	CHR	16 / 2.1	2.1	1.5	1.7	1.5	1.9	543 / 10.8	8.9	8.9	40 / 846		WTWR-F
15	CIMX-F	AOR-NR	15 / 2.0	1.4	1.8	1.9	1.6	1.8	300 / 6.0	6.3	6.0	32 / 571		CIMX-F
16	WCKY-F	C	13 / 1.7	2.2	0.9	1.7	0.4	1.6	212 / 4.2	3.7	1.8	51 / 834		WCKY-F

12+ FM Share (Metro): 85.89% (566 of 659) (Spring 99: 82.95%)

Teens	18-34	18-49	25-49	25-54	35+	12+ AMD	12+ Mid	12+ PMD	12+ Eve	12+ Wknd
1 WVKS-F >>>	1 WVKS-F	1 WIOT-F <	1 WIOT-F	1 WKKO-F <	1 WKKO-F >	1 WKKO-F	1 WKKO-F	1 WKKO-F <	1 WVKS-F	1 WKKO-F
2 WJUC-F	2 WIOT-F	2 WVKS-F <	2 WKKO-F <	2 WIOT-F	2 WRVF-F	2 WVKS-F	2 WRVF-F	2 WVKS-F	2 WKKO-F	2 WVKS-F >
3 WTWR-F >	3 WWWM-F >	3 WWWM-F	3 WXKR-F	3 WVKS-F <	3 WRQN-F	3 WIOT-F	3 WIOT-F <	3 WIOT-F	3 WJUC-F	3 WRVF-F <
4 WRWK-FF	4 WJUC-F	4 WKKO-F	3 WVKS-F	4 WRVF-F <	3 WSPD	4 WWWM-F <	4 WWWM-F <	3 WRVF-F	4 WRVF-F	4 WIOT-F <
5 WIOT-F >	5 WKKO-F	5 WXKR-F	5 WWWM-F	5 WXKR-F <	5 WCWA <	5 WRQN-F <	5 WVKS-F	5 WWWM-F <	5 WIOT-F <	5 WJUC-F <
	5 WRWK-FF	6 WRVF-F	6 WRVF-F	6 WWWM-F	6 WXKR-F <	6 WRVF-F	6 WSPD	6 WXKR-F	6 WWWM-F <	6 WRQN-F <
	7 WXKR-F	7 WRQN-F <	7 WRQN-F	7 WRQN-F	7 WIOT-F <	6 WSPD	7 WRQN-F	7 WRQN-F <	7 WRQN-F	7 WWWM-F <
	7 CIMX-F	8 WJUC-F	8 WIMX-F	8 WIMX-F	8 WWWM-F <	8 WXKR-F	8 WXKR-F	8 WJUC-F	8 WSPD	8 WXKR-F
	7 WRVF-F >	9 WRWK-FF	9 WJUC-F	9 WJUC-F	9 WVKS-F <	9 WIMX-F	9 WCWA <	9 WRWK-FF <	9 WXKR-F	9 WIMX-F
		10 WIMX-F >	9 WRWK-FF	9 WRWK-FF	10 WIMX-F	10 WCWA <	10 WJUC-F <	10 WSPD <	9 WRWK-FF	9 WSPD
				9 WSPD >						

Wom 18-24	Wom 18-34	Wom 25-34	Wom 18-49	Wom 25-54	Men 18-24	Men 18-34	Men 25-34	Men 18-49	Men 25-54	12+ Ovrnite
1 WWWM-F	1 WVKS-F <	1 WVKS-F >	1 WWWM-F	1 WKKO-F	1 WJUC-F	1 WIOT-F >	1 WIOT-F >>	1 WIOT-F >	1 WIOT-F	1 WKKO-F
2 WVKS-F >	2 WWWM-F >	2 WWWM-F	1 WVKS-F	1 WRVF-F <	2 WRWK-FF	2 WVKS-F	2 WXKR-F	2 WXKR-F >	2 WXKR-F	2 WVKS-F
3 WIMX-F	3 WRVF-F	2 WRVF-F >	3 WKKO-F	3 WVKS-F	2 CIMX-F	3 WJUC-F	2 WVKS-F	3 WKKO-F	3 WKKO-F >	3 WJUC-F <
4 WIOT-F	4 WKKO-F	4 WKKO-F	3 WRVF-F >	4 WWWM-F >	2 WIOT-F	4 WRWK-FF	4 WKKO-F >	3 WVKS-F	4 WRQN-F	4 WWWM-F
4 WKKO-F	5 WIOT-F	4 WIOT-F	5 WIMX-F <	5 WRQN-F	2 WVKS-F >>	4 WXKR-F	5 WRWK-FF	5 WJUC-F	4 WVKS-F <	5 WSPD >
6 WRVF-F >	6 WIMX-F	4 WJUC-F	6 WIOT-F	6 WIMX-F	6 CIMX-F	6 CIMX-F	5 WWWM-F	5 WWWM-F <	6 WWWM-F	
	6 WJUC-F	4 WRWK-FF >>	7 WRQN-F	7 WIOT-F	7 WKKO-F	7 WJUC-F	7 WRWK-FF	7 WRWK-FF	7 WRVF-F	
	8 WRWK-FF >		8 WXKR-F	8 WXKR-F	7 WWWM-F >	7 WCKY-F	7 WRQN-F	8 WRWK-FF	8 WRWK-FF	
						7 CIMX-F >	9 CIMX-F	8 WSPD		

Other Rated Stations				Metro Share	Cume Rating	TSA AQH	Cume	Other Rated Stations--Outside Market				Metro Share	Cume Rating	TSA AQH	Cume
WIMJ-F	O	1077	North Baltimore, OH	0.9	1.1	20	284	WJLB-F	B	97.9	Detroit	0.7	3.4	7	246
WLQR	SPRTS	1470	Toledo	0.7	1.8	7	127	WKXA-F	AC	100.5	Findlay, OH	0.4	1.3	33	505
WMTR-F	CL HITS	961	Archbold, OH	0.8	2.0	7	134	WOTE-F	C	95.3	Adrian, MI	0.4	1.3	27	393
WTOD	C	1560	Toledo	0.5	2.6	5	166	WRIF-F	AOR	101.1	Detroit	0.4	1.4	15	271
								WVMV-F	J	98.7	Detroit	0.4	1.3	4	76

TOLEDO

Consolidation Report	12+	25-54	Revenue	Format Performance	AM	FM	Total	%	Yr. Ago
Clear Channel WCWA-AM, WIOT-FM, WRVF-FM, WSPD-AM, WVKS-FM	32.6 %	30.8 %	45.4 %	AC	0 (0)	107 (3)	107 (3)	16.2 %	17.9 %
Cumulus WKKO-FM, WLQR-AM, WRQN-FM, WRWK-FM, WTOP-AM, WTWR-FM, WWWM-FM, WXKR-FM	35.3 %	39.0 %	47.7 %	AOR/Classic/NR	0 (0)	140 (6)	140 (6)	21.2 %	18.9 %
				Black/Urban	0 (0)	68 (3)	68 (3)	10.3 %	10.1 %
				CHR	0 (0)	87 (2)	87 (2)	13.2 %	12.6 %
				Classical	0 (0)	0 (0)	0 (0)	0.0 %	0.0 %
				Country	4 (1)	104 (3)	108 (4)	16.4 %	16.5 %
				Full Service	57 (2)	0 (0)	57 (2)	8.6 %	1.6 %
				Hispanic	0 (0)	0 (0)	0 (0)	0.0 %	0.0 %
				Jazz	0 (0)	3 (1)	3 (1)	0.5 %	0.4 %
				News/Talk	0 (0)	0 (0)	0 (0)	0.0 %	0.4 %
				Oldies	0 (0)	57 (3)	57 (3)	8.6 %	7.2 %
				Others/Unknown	0 (0)	0 (0)	0 (0)	0.0 %	0.0 %
				Religion/Gospel	0 (0)	0 (0)	0 (0)	0.0 %	0.6 %
				Soft AC	0 (0)	0 (0)	0 (0)	0.0 %	0.0 %
				Sports	5 (1)	0 (0)	5 (1)	0.8 %	0.7 %
				Standards/EZ	27 (1)	0 (0)	27 (1)	4.1 %	3.0 %
	67.9 %	69.8 %	93.1 %	Totals	93 (5)	566 (21)	659 (26)		

AM Stations

WCWA	1230	1 kw	Standards	CBS	\$<20.00	Eastman	Clear Channel	Toledo
WSPD	1370	5 kw (DA-N)	Full Service	ABC	\$38.00	Mc-Guild	Clear Channel	Toledo

FM Stations

WCKY	103.7	50 kw @ 430	Country	ABC	\$ NA	Clr Chnl	Clear Channel	Tiffin, OH
WIMX	95.7	3.5 kw @ 433	Black AC		\$20.00	Interep		Gibsonburg, OH
WIOT	104.7	50 kw @ 540	AOR	Source	\$61.00	Eastman	Clear Channel	Toledo
WJUC	107.3	3 kw @ 328	Black		\$ NA	Allied		Swanton, OH
WJZE	97.3	1.6 kw @ 408	Simul. WBUZ-F					Oak Harbor, OH
WKKO	99.9	50 kw @ 500	Country	ABC	\$94.00	Katz	Cumulus	Toledo
WRQN	93.5	4.1 kw @ 397	Oldies	ABC	\$30.00	Katz	Cumulus	Bowling Green, OH
WRVF	101.5	19 kw @ 807	AC		\$54.00	Mc-Guild	Clear Channel	Toledo
WRWK	106.5	3 kw @ 328	AOR	Jones	\$20.00	Allied	Cumulus	Della, OH
WTWR	98.3	1.4 kw @ 466	CHR	AP	\$ NA	--	Cumulus	Monroe, MI
WVKS	92.5	50 kw @ 480	CHR		\$67.00	Mc-Guild	Clear Channel	Toledo
WWWM	105.5	4.3 kw @ 390	AC		\$52.00	D&R	Cumulus	Sylvania, OH
WXKR	94.5	30 kw @ 630	Classic AOR		\$29.00	D&R	Cumulus	Port Clinton, OH

Notes: Other ranked stations -- See Detroit . . . WCKY-F is not home to the market, but is included in the station roster because it appears nowhere else in American Radio . . . 6/00 WBUZ-F changed calls to WRWK-F; remains AOR . . . 8/00 WJZE-F changed from simulcasting WRWK-F to Classic Hits

TOPEKA

Arbitron Rank 181 Pop (12+) 182,600	Stations 33 / 13	Last Year's Revenue: \$9,000,000
MSA Rank: 225	Diaries: 829 / 220:1 / 54.2%	Household Income: \$42,499
MSA Pop: 167,000	Sample Target: 860	Total Retail Sales: \$2.1 Bil.
DMA: 138	% Below Line: 26.4	#1 Biller: WIBW-F \$2,100,000
Average Persons Rating: 14.4	% Not Listed: 9.5	#1 Billing Portfolio
Market TSL in Hours 19.50	Pop per Station: 14,046	Cumulus, pend. \$4,025,000

12+ Metro	Format	Spring 00 1/4 Share	Fall 99	Spg 99	Fall 98	Spg 98	12+ Metro Cume / Rtg	Fall 99	Spg 99	12+ TSA AQH / Cume	Revenue Level		
1	WIBW-F	C	40 / 15.2	18.3	16.5	22.1	18.8	467 / 25.6	29.5	26.2	75 / 922	D	WIBW-F
2	KMAJ-F	AC	31 / 11.8	9.2	13.7	9.2	11.7	400 / 21.9	18.0	23.5	38 / 564	C	KMAJ-F
3	KTPK-F	C	18 / 6.8	6.0	5.8	4.4	4.7	242 / 13.3	11.0	13.4	37 / 456	B	KTPK-F
4	KWIC-F	O	14 / 5.3	4.0	5.8	4.4	3.1	215 / 11.8	11.1	12.0	15 / 236	A	KWIC-F
4	KDVV-F	AOR	14 / 5.3	6.8	5.5	5.2	8.6	252 / 13.8	14.7	15.5	26 / 579	B	KDVV-F
6	WIBW	FS/T	12 / 4.6	4.8	4.8	5.2	4.3	199 / 10.9	12.2	10.1	25 / 440	C	WIBW
6	KPRS-F	B	12 / 4.6	2.4	3.4	4.8	4.3	168 / 9.2	5.6	6.1	14 / 244		KPRS-F
6	KCHZ-F	CHR	12 / 4.6	3.6	1.7	0.4	0.4	264 / 14.4	12.7	5.9	26 / 529		KCHZ-F
9	KLZR-F	CHR	11 / 4.2	3.6	5.8	6.0	5.1	235 / 12.9	12.7	15.9	18 / 526	B	KLZR-F
10	KQTP-F	AC/CHR	10 / 3.8	4.0	5.2	4.4	4.3	221 / 12.1	9.1	15.3	10 / 237	B	KQTP-F
10	KQRC-F	AOR	10 / 3.8	3.6	2.7	2.8	3.5	185 / 10.1	8.0	6.9	29 / 472		KQRC-F
12	KMAJ	T/SPRTS	8 / 3.0	2.0	3.1	2.0	2.0	136 / 7.5	7.8	7.5	8 / 151	A	KMAJ
13	WDAF	C/FS	7 / 2.7	2.4	1.4	2.0	1.6	94 / 5.1	5.1	3.7	18 / 257		WDAF
13	KTOP	C/O	7 / 2.7	3.6	2.1	3.2	3.5	94 / 5.2	6.4	5.9	7 / 94	A	KTOP

12+ FM Share (Metro): 83.61% (199 of 238) (Spring 99: 85.44%)

Teens	18-34	18-49	25-49	25-54	35+	12+ AMD	12+ Mid	12+ PMD	12+ Eve	12+ Wknd
1	KCHZ-F	1 WIBW-F >>	1 WIBW-F <	1 WIBW-F <	1 WIBW-F	1 KMAJ-F	1 WIBW-F >	1 WIBW-F	1 KPRS-F	1 WIBW-F >
2	KPRS-F >>	2 KTPK-F	2 KMAJ-F >>	2 KMAJ-F >>	2 KMAJ-F >>	1 WIBW-F >>	2 KMAJ-F >	2 KMAJ-F >	2 KMAJ-F	2 KMAJ-F
3	KDVF-F	3 KLZR-F	3 KDWF-F	3 KDVF-F	3 KTPK-F	3 KWIC-F <	3 WIBW <	3 KMAJ <	3 KTPK-F	3 KCHZ-F
3	KLZR-F >>	3 KMAJ-F	4 KTPK-F	4 KTPK-F	3 KDVF-F	4 WIBW	4 KTPK-F	4 KWIC-F	3 KWIC-F <	4 WIBW
		5 KDVF-F	5 KLZR-F	5 KQTP-F	5 KWIC-F	4 KTPK-F >	4 KDVF-F <	4 KTPK-F	5 KCHZ-F	4 WIBW-F >
		5 KQRC-F	6 KQRC-F	6 KQRC-F	6 KQTP-F	6 WDAF	6 KWIC-F	6 KDVF-F <	6 KDVF-F	6 KQRC-F
		5 KCHZ-F	6 KQTP-F	6 KLZR-F	6 KQRC-F	6 KDVF-F	7 KQRC-F	7 KLZR-F	6 KLZR-F <	7 KLZR-F
			8 KPRS-F		8 KLZR-F	6 KTOP	7 KQTP-F	8 KQRC-F	8 KQRC-F	8 KLZR-F
							9 KCHZ-F	9 KPRS-F		8 WIBW

Wom 18-24	Wom 18-34	Wom 25-34	Wom 18-49	Wom 25-54	Men 18-24	Men 18-34	Men 25-34	Men 18-49	Men 25-54	12+ Ovrnite
1	KPRS-F	1 WIBW-F >>>	1 WIBW-F >>>	1 WIBW-F	1 KMAJ-F	1 KQRC-F >>	1 WIBW-F	1 KDVF-F	1 WIBW-F	1 WIBW-F
1	WIBW-F	2 KLZR-F	2 KTPK-F	1 KMAJ-F >>	1 WIBW-F >>>	2 WIBW-F	1 KDVF-F	1 KDVF-F	1 KDVF-F	2 WIBW
1	KLZR-F >>	2 KMAJ-F	2 KMAJ-F >	3 KLZR-F	3 KTPK-F	2 KQTP-F	1 KQRC-F >	3 KTPK-F >	3 KMAJ-F	3 KCHZ-F
		2 KCHZ-F	4 KPRS-F	4 KPRS-F	3 KLZR-F	2 KMAJ-F	4 KTPK-F >	4 KQRC-F >>	4 KQRC-F	4 KTPK-F
		5 KPRS-F	4 KQTP-F	5 KCHZ-F	5 KWIC-F	2 KLZR-F	5 KMAJ-F >>	5 KTPK-F >	5 KQRC-F	3 KMAJ-F
		5 KTPK-F	4 KCHZ-F	5 KQTP-F	5 KQTP-F	2 KDVF-F		6 KWIC-F	5 KWIC-F >	5 KQRC-F
		5 KQTP-F >>>	4 KLZR-F >>		5 KPRS-F			6 KQTP-F	7 KYYS-F >	3 KTPK-F
					5 KCHZ-F			6 KYYS-F >		

Other Rated Stations				Metro Share	Cume Rating	TSA AQH Cume	Other Rated Stations--Outside Market				Metro Share	Cume Rating	TSA AQH Cume		
KANS-F	O	92.9	Osage City	0.4	2.4	6	109	KBEQ-F	C	104.3	Kansas City	0.4	1.9	3	82
KCVT-F	REL	92.5	Silver Lake	0.4	2.2	1	40	KCFX-F	CL AOR	101.1	Harrisonville, MO	0.8	3.7	6	203
KMKF-F	AOR	101.5	Manhattan	0.8	5.7	16	427	KCIY-F	J	106.5	Liberty, MO	0.8	2.2	5	82
								KCMO	T	710	Kansas City	0.4	1.9	6	140
								KCMO-F	O	94.9	Kansas City	0.8	2.9	11	183
								KFDI	C/FS	1070	Wichita	0.4	1.3	12	96
								KFKF-F	C	94.1	Kansas City	0.4	1.7	9	74
								KMBZ	N/T	980	Kansas City	0.8	2.5	9	177
								KMXV-F	CHR	93.3	Kansas City	0.8	7.9	5	333
								KNZA-F	C	103.9	Hiawatha, KS	0.8	2.2	9	121
								KSRC-F	AC	98.9	Leavenworth, KS	0.4	1.5	3	70
								KUDL-F	SAC	98.1	Kansas City, KS	0.4	1.6	4	136
								KXBF-F	C	104.7	Manhattan, KS	0.4	1.8	5	145
								KXTR-F	CL	96.5	Kansas City	1.5	3.0	7	134
								KYYS-F	AOR	99.7	Kansas City	1.5	3.4	7	133
								WHB	SPRTS	810	Kansas City	0.4	1.8	6	85

TOPEKA

Consolidation Report	12+	25-54	Revenue	Format Performance	AM	FM	Total	%	Yr. Ago
Cumulus, pend.	31.9 %	36.7 %	44.7 %	AC	0 (0)	42 (3)	42 (3)	17.6 %	22.2 %
KDVV-FM, KMAJ-AM, KMAJ-FM, KQTP-FM, KTOP-AM, KWIC-FM				AOR/Classic/NR	0 (0)	32 (5)	32 (5)	13.4 %	17.6 %
	31.9 %	36.7 %	44.7 %	Black/Urban	0 (0)	12 (1)	12 (1)	5.0 %	3.8 %
				CHR	0 (0)	25 (3)	25 (3)	10.5 %	5.4 %
				Classical	0 (0)	4 (1)	4 (1)	1.7 %	1.1 %
				Country	7 (1)	63 (6)	70 (7)	29.4 %	26.1 %
				Full Service	20 (3)	0 (0)	20 (3)	8.4 %	6.9 %
				Hispanic	0 (0)	0 (0)	0 (0)	0.0 %	0.0 %
				Jazz	0 (0)	2 (1)	2 (1)	0.8 %	0.4 %
				News/Talk	11 (3)	0 (0)	11 (3)	4.6 %	5.4 %
				Oldies	0 (0)	17 (3)	17 (3)	7.1 %	7.7 %
				Others/Unknown	0 (0)	0 (0)	0 (0)	0.0 %	0.0 %
				Religion/Gospel	0 (0)	1 (1)	1 (1)	0.4 %	0.8 %
				Soft AC	0 (0)	1 (1)	1 (1)	0.4 %	0.4 %
				Sports	1 (1)	0 (0)	1 (1)	0.4 %	0.0 %
				Standards/EZ	0 (0)	0 (0)	0 (0)	0.0 %	2.3 %
				Totals	39 (8)	199 (25)	238 (33)		

AM Stations

KMAJ	1440	5 kw/1 kw (DA-2)	Talk/Sports	Westwd, ESPN, 1/1	\$<20.00	Allied	Cumulus	Topeka
KTDP	1490	1 kw	Classic Country	Westwd	\$<20.00	Banner	Cumulus	Topeka
WIBW	580	5 kw (DA-N)	Full Svc./Talk	CBS, ESPN, WW1	\$24.00	Katz	Morris	Topeka

FM Stations

KDVV	100.3	100 kw @ 260	AOR	Westwd	\$22.00	Banner	Cumulus	Topeka
KLZR	105.9	100 kw @ 594	CHR		\$<20.00	--	Zimmer	Lawrence
KMAJ	10.7	100 kw @ 1214	AC	Westwd	\$38.00	Allied	Cumulus	Topeka
KQTP	102.9	50 kw @ 320	Hot AC	Westwd, CNN	\$<20.00	D&R	Cumulus, pend.	St. Marys
KTPK	106.9	100 kw @ 1210	Country		\$29.00	Mc-Guild		Topeka
KWIC	99.3	6 kw @ 292	Oldies	ABC	\$<20.00	D&R	Cumulus, pend.	Topeka
WIBW	97.3	100 kw @ 1220	Country	ABC, Jones	\$30.00	Katz	Morris	Topeka

Notes: Other ranked stations -- See Kansas City

TUCSON

Arbitron Rank: 61 Pop (12+): 698,300
 MSA Rank: 70
 MSA Pop: 839,000
 DMA: 73
 Average Persons Rating: 14.9
 Market TSL In Hours: 20.50

Stations: 28 / 25
 Diaries: 1,771 / 394:1 / 52.2%
 Sample Target: 1,760
 % Below Line: 1.8
 % Not Listed: 13.3
 Pop per Station: 27,932

Last Year's Revenue: \$39,800,000
 Household Income: \$34,904
 Total Retail Sales: \$7.8 Bil.
 #1 Bitter: KIIM-F \$6,900,000
 #1 Billing Portfolio
 Clear Channel \$10,700,000

12+ Metro	Format	Spring 00 1/4 Share	Win 00	Fall 99	Sum 99	Spq 99	4-Book Avg.	12+ Metro Cume / Rtg.	Fall 99	Spq 99	12+ TSA AQH / Cume	Revenue Level		
1	KIIM-F	C	110 / 10.6	12.4	9.8	10.2	11.7	10.7	1433 / 20.5	21.0	22.3	115 / 1571	G	KIIM-F
1	KRQQ-F	CHR	110 / 10.6	9.9	11.5	9.2	9.3	10.3	1855 / 26.6	26.5	25.0	135 / 2212	F	KRQQ-F
3	KMXZ-F	AC	74 / 7.1	7.8	7.6	9.2	5.8	7.9	1107 / 15.9	15.8	15.7	87 / 1230	G	KMXZ-F
4	KFMA-F	AOR-NR	64 / 6.1	5.0	5.6	4.3	4.3	5.3	1049 / 15.0	13.6	13.3	64 / 1065	C	KFMA-F
5	KHYT-F	CL HITS	56 / 5.4	3.0	4.7	3.4	5.5	4.1	884 / 12.7	14.0	13.6	65 / 1041	D	KHYT-F
5	KNST	T/N	56 / 5.4	5.1	6.1	5.4	5.2	5.5	747 / 10.7	13.6	12.4	62 / 870	E	KNST
7	KZPT-F	AC/CHR	49 / 4.7	4.3	3.6	4.5	3.9	4.3	1085 / 16.5	13.6	14.4	51 / 1122	D	KZPT-F
8	KLPX-F	AOR	47 / 4.5	5.5	5.9	7.2	6.0	5.8	879 / 12.6	12.0	13.7	54 / 995	E	KLPX-F
9	KOHT-F	CHRU	45 / 4.3	5.3	4.7	3.8	5.6	4.5	846 / 12.1	11.9	13.0	46 / 861	C	KOHT-F
10	KWFM-F	O	40 / 3.8	4.5	4.5	4.1	4.0	4.2	903 / 12.9	12.8	14.9	42 / 956	O	KWFM-F
11	KOAZ-F	J	32 / 3.1	3.3	4.0	2.5	2.7	3.2	539 / 7.7	10.1	7.8	33 / 583	B	KOAZ-F
12	KCEE	ST	30 / 2.9	2.2	2.4	2.0	2.0	2.4	369 / 5.3	5.9	6.3	30 / 382	A	KCEE
13	KGMG-F	B/O	28 / 2.7	2.3	2.6	3.0	4.4	2.6	425 / 6.1	7.4	8.2	30 / 460	B	KGMG-F
14	KXEW	SP-TJ	21 / 2.0	1.2	1.3	2.4	1.5	1.7	236 / 3.4	3.9	2.6	21 / 236	A	KXEW
15	KTUC	ST	18 / 1.7	1.8	2.0	0.9	1.1	1.6	288 / 4.1	4.9	3.6	18 / 295	A	KTUC
16	KGVY	ST	16 / 1.5	2.4	1.4	0.8	1.0	1.5	135 / 1.9	2.0	2.3	16 / 141	A	KGVY
16	KCUB	C	16 / 1.5	1.8	1.4	1.5	1.5	1.6	211 / 3.0	3.4	3.3	17 / 233	A	KCUB
18	KFFN	SPRTS	14 / 1.3	1.2	1.3	1.2	0.8	1.3	211 / 3.0	3.6	3.6	14 / 215	A	KFFN
19	KQTL	SP-VA	13 / 1.2	2.0	0.8	2.1	2.4	1.5	121 / 1.7	2.1	2.9	13 / 125	A	KQTL
20	KSAZ	ST	11 / 1.1	0.8	1.0	2.5	1.3	1.3	246 / 3.5	2.7	3.0	22 / 357	A	KSAZ

12+ FM Share (Metro): 75.53% (682 of 903) (Spring 99: 77.67%)

Teens	18-34	18-49	25-49	25-54	35+	12+ AMD	12+ Mid	12+ PMD	12+ Eve	12+ Wknd
1 KRQQ-F >	1 KRQQ-F >	1 KRQQ-F >	1 KRQQ-F <	1 KIIM-F	1 KIIM-F >	1 KIIM-F	1 KIIM-F <	1 KRQQ-F <	1 KRQQ-F	1 KRQQ-F <
2 KOHT-F	2 KFMA-F	2 KIIM-F	2 KIIM-F	2 KRQQ-F <	2 KMXZ-F <	2 KRQQ-F >	2 KRQQ-F	2 KIIM-F >	2 KFMA-F	2 KIIM-F >
3 KFMA-F >>>	3 KIIM-F	3 KMXZ-F <	3 KMXZ-F <	3 KMXZ-F	3 KNST	3 KMXZ-F <	3 KNST <	3 KMXZ-F	3 KIIM-F	3 KFMA-F <
	4 KZPT-F <	4 KFMA-F	4 KHYT-F	4 KHYT-F	4 KHYT-F	4 KNST	4 KMXZ-F	4 KFMA-F <	4 KOHT-F	4 KMXZ-F
	5 KLPX-F <	4 KHYT-F <	5 KLPX-F <	5 KLPX-F <	5 KRQQ-F <	5 KFMA-F	5 KHYT-F <	5 KHYT-F <	5 KMXZ-F	4 KHYT-F <
	6 KOHT-F	6 KZPT-F <	6 KZPT-F <	6 KZPT-F <	6 KCEE <	6 KHYT-F <	6 KFMA-F	6 KZPT-F	6 KLPX-F <	6 KLPX-F <
		7 KLPX-F >	7 KFMA-F >	7 KFMA-F	7 KWFM-F	7 KZPT-F <	7 KZPT-F <	7 KLPX-F	7 KZPT-F <	7 KOHT-F <
		8 KOHT-F	8 KWFM-F <	8 KWFM-F	7 KOAZ-F	8 KLPX-F <	8 KLPX-F <	8 KWFM-F <	8 KHYT-F	8 KZPT-F
				9 KGMG-F	9 KOHT-F	9 KOHT-F	9 KWFM-F	9 KOHT-F	8 KWFM-F	9 KWFM-F <
				9 KOAZ-F	9 KOAZ-F	10 KWFM-F	10 KOHT-F <	10 KOAZ-F <	10 KOAZ-F	10 KOAZ-F

Wom 18-24	Wom 18-34	Wom 25-34	Wom 18-49	Wom 25-54	Men 18-24	Men 18-34	Men 25-34	Men 18-49	Men 25-54	12+ Ovrnite
1 KRQQ-F >>	1 KRQQ-F >	1 KRQQ-F	1 KRQQ-F	1 KMXZ-F	1 KRQQ-F	1 KFMA-F	1 KFMA-F	1 KRQQ-F <	1 KHYT-F	1 KIIM-F >
2 KOHT-F	2 KIIM-F	2 KIIM-F	2 KMXZ-F	2 KIIM-F <	2 KFMA-F >	2 KRQQ-F >	2 KLPX-F	2 KFMA-F <	2 KIIM-F <	2 KNST
2 KFMA-F	3 KMXZ-F	3 KZPT-F	3 KIIM-F	3 KRQQ-F >	3 KOHT-F >	3 KLPX-F	3 KRQQ-F	3 KHYT-F	3 KLPX-F <	2 KRQQ-F >
2 KMXZ-F	3 KZPT-F <	4 KMXZ-F	4 KZPT-F >	4 KZPT-F	4 KZPT-F	4 KIIM-F <	4 KIIM-F	4 KLPX-F <	4 KFMA-F	4 KFMA-F
5 KIIM-F	5 KFMA-F <	5 KFMA-F >	5 KHYT-F	5 KHYT-F	5 KMXZ-F	5 KZPT-F	5 KZPT-F	5 KIIM-F	4 KRQQ-F >	4 KOHT-F
5 KZPT-F >	6 KOHT-F >		6 KFMA-F <	6 KWFM-F	5 KGMG-F	5 KOHT-F	5 KHYT-F	6 KZPT-F	6 KZPT-F <	7 KOHT-F
			7 KLPX-F	6 KLPX-F >	5 KHYT-F >	7 KHYT-F >		7 KGMG-F	7 KWFM-F	7 KWFM-F
			7 KOHT-F >	8 KFMA-F				7 KWFM-F <	8 KNST	
				8 KGMG-F				9 KMXZ-F	8 KMXZ-F	
				8 KOAZ-F				9 KOHT-F		

Other Rated Stations				Metro Share	Cume Rating	TSA AQH Cume	Other Rated Stations--Outside Market				Metro Share	Cume Rating	TSA AQH Cume
KEVT	SP-R	1030	Cortaro	0.4	1.1	5 102	KDDJ-F	AOR-NR	100.3	Globe	0.6	1.9	10 218
KGMS-F	REL	97.1	Green Valley	0.8	2.5	8 182	KNIX-F	C	102.5	Phoenix	0.4	0.6	27 284
KJLL	T	1330	South Tucson	0.8	2.2	10 166	KZLZ-F	SP-C	105.3	Kearney	0.9	2.2	10 172
KTKT	N	990	Tucson	0.6	2.7	6 188							
KTZR	SP-R	1450	Tucson	0.8	1.7	8 121							

TUCSON

Consolidation Report	12+	25-54	Revenue	Format Performance	AM	FM	Total	%	Yr. Ago
Clear Channel	22.7 %	18.5 %	26.9 %	AC	0 (0)	123 (2)	123 (2)	13.6 %	11.1 %
KCEE-AM, KNST-AM, KRQQ-FM, KWFM-FM				AOR/Classic/NR	0 (0)	117 (3)	117 (3)	13.0 %	12.4 %
Journal Broadcast Group	15.8 %	20.8 %	22.0 %	Black/Urban	0 (0)	28 (1)	28 (1)	3.1 %	5.0 %
KFFN-AM, KGMG-FM, KMXZ-FM, KZPT-FM				CHR	0 (0)	155 (2)	155 (2)	17.2 %	17.1 %
Local	7.1 %	5.6 %	5.1 %	Classical	0 (0)	0 (0)	0 (0)	0.0 %	0.0 %
KOHT-FM, KTZR-AM, KXEW-AM				Country	16 (1)	114 (2)	130 (3)	14.4 %	15.7 %
Lotus	11.2 %	13.1 %	14.0 %	Full Service	0 (0)	0 (0)	0 (0)	0.0 %	0.0 %
KFMA-FM, KLPX-FM, KTKT-AM				Hispanic	46 (4)	9 (1)	55 (5)	6.1 %	7.8 %
Stone Broadcasting	17.5 %	19.6 %	23.7 %	Jazz	0 (0)	32 (1)	32 (1)	3.5 %	4.0 %
KCUB-AM, KHYT-FM, KIIM-FM				News/Talk	70 (3)	0 (0)	70 (3)	7.8 %	7.5 %
	74.2 %	77.6 %	91.7 %	Oldies	0 (0)	96 (2)	96 (2)	10.6 %	10.9 %
				Others/Unknown	0 (0)	0 (0)	0 (0)	0.0 %	0.0 %
				Religion/Gospel	0 (0)	8 (1)	8 (1)	0.9 %	1.3 %
				Soft AC	0 (0)	0 (0)	0 (0)	0.0 %	0.0 %
				Sports	14 (1)	0 (0)	14 (1)	1.6 %	1.0 %
				Standards/EZ	75 (4)	0 (0)	75 (4)	8.3 %	6.3 %
				Totals	221 (13)	682 (15)	903 (28)		

AM Stations

Station	Power	Time	Format	Company	Price	Buyer	Seller	Location
KCEE	940	1 kw/0.25 kw (DA-2)	Standards	Westwd, CNN	\$20.00	Sentry	Clear Channel	Tucson
KCUB	1290	1 kw	Country	AP	\$22.00	Katz	Stone Bcstg.	Tucson
KFFN	1490	1 kw	Sports	1-on-1, ABC	\$ NA	Eastman	Journal Bcst Gp	Tucson
KGYY	1080	1 kw (Days)	Standards	ABC	\$20.00	---	---	Green Valley
KNST	790	5 kw/0.5 kw (DA-1)	News/Talk	ABC, Westwd, ESPN	\$46.00	Sentry	Clear Channel	Tucson
KQTL	1210	10 kw/1 kw (DA-2)	Hispanic	Unica	\$ NA	Caballero	Radio Unica	Sahuarita
KSAZ	580	5 kw/0.32 kw (DA-N)	Standards	ABC	\$ NA	---	---	Marana
KTUC	1400	0.757 kw	Standards	AP	\$<20.00	---	Stone Radio	Tucson
KXEW	1600	1 kw (DA-N)	Tejano	---	\$<20.00	Lotus	KTZR/KOHT-F	Tucson

FM Stations

Station	Frequency	Power	Format	Company	Price	Buyer	Seller	Location
KFMA	92.1	50 kw @ 492	AOR-New Rock	---	\$23.00	Christal	Lotus	Green Valley
KGMG	106.3	0.44 kw @ 4472	Black Oldies	---	\$ NA	Eastman	Journal Bcst Gp	Oracle
KHYT	107.5	15 kw @ 3527	Classic Hits	---	\$44.00	Katz	Stone Bcstg.	Tucson
KIIM	99.5	93 kw @ 2036	Country	---	\$105.00	Katz	Stone Bcstg.	Tucson
KLPX	96.1	100 kw @ 1952	AOR	---	\$56.00	Christal	Lotus	Tucson
KMXZ	94.9	100 kw @ 1952	AC	---	\$85.00	Eastman	Journal Bcst Gp	Tucson
KOAZ	97.5	6 kw @ 154	Jazz	---	---	Katz	Stone Radio	Oro Valley
KOHT	98.3	6 kw @ 184	Bilingual Dance CHR	---	\$30.00	Lotus	KTZR/KXEW	Marana
KROO	93.7	94 kw @ 2032	CHR	---	\$57.00	Sentry	Clear Channel	Tucson
KWFM	92.9	93 kw @ 2036	Oldies	ABC, Westwd	\$51.00	Sentry	Clear Channel	Tucson
KZPT	104.1	3 kw @ 102	Hot AC (AC/CHR)	---	\$45.00	Eastman	Journal Bcst Gp	Tucson

Notes: 4/00 KZLZ-F (105.3; Kearney) sold by Z-Spanish to Entravision as part of a \$475,000,000 group transaction . . . 5/00 KQTL (1210; Sahuarita) sold to Unica for \$3,300,000 (Serafin)

TULSA

Arbitron Rank: 62 **Pop (12+):** 685,200
MSA Rank: 72
MSA Pop: 799,000
DMA: 60
Average Persons Rating: 14.7
Market TSL in Hours: 20.00

Stations: 21 / 21
Diaries: 1,567/ 437:1/ 52.1%
Sample Target: 1,600
% Below Line: 0.0
% Not Listed: 11.6
Pop per Station: 32,629

Last Year's Revenue: \$40,700,000
Household Income: \$39,996
Total Retail Sales: \$8.3 Bil.
#1 Biller: KWEN-F \$5,900,000
#1 Billing Portfolio
 Cox Radio \$17,470,000

12+ Metro	Format	Spring 00 1/4 Share	Win 00	Fall 99	Sum 99	Spg 99	4-Book Avg.	12+ Metro Cume / Rtg.	Fall 99	Spg 99	12+ TSA AQH / Cume	Revenue Level		
1	KRMG	FS	85 / 8.4	8.8	8.8	9.3	9.6	8.8	1198 / 17.5	20.1	20.9	104 / 1514	F	KRMG
2	KMOD-F	AOR	77 / 7.6	6.1	5.7	6.6	6.2	6.5	984 / 14.4	11.5	13.9	98 / 1363	F	KMOD-F
3	KQLL-F	O	61 / 6.1	4.0	4.4	5.5	4.9	5.0	967 / 14.1	11.5	12.0	93 / 1562	D	KQLL-F
4	KVOO-F	C	59 / 5.9	4.7	4.9	5.2	5.2	5.2	780 / 11.1	10.1	11.2	82 / 1126	F*	KVOO-F
5	KWEN-F	C	58 / 5.8	6.4	8.3	6.7	8.0	6.8	1135 / 16.6	18.5	17.2	84 / 1613	G	KWEN-F
5	KBEZ-F	SAC	58 / 5.8	6.3	5.8	5.0	3.9	5.7	896 / 13.1	12.9	11.5	72 / 1159	D	KBEZ-F
7	KHTT-F	CHR	55 / 5.5	6.7	6.3	7.5	7.3	6.5	1304 / 19.0	19.5	20.8	94 / 2014	D	KHTT-F
8	KXOJ-F	REL-CC	54 / 5.4	6.1	4.1	3.5	4.8	4.8	681 / 9.9	8.4	9.2	62 / 816	A	KXOJ-F
9	KJSR-F	CL HITS	51 / 5.1	4.9	5.4	5.4	5.6	5.2	1030 / 15.0	15.9	15.5	83 / 1537	E	KJSR-F
10	KRAV-F	AC	46 / 4.6	5.2	4.4	5.6	4.7	4.9	841 / 12.3	12.7	12.2	59 / 1116	D	KRAV-F
11	KIZS-F	CHR	44 / 4.4	3.0	2.5	1.2	1.7	2.8	871 / 12.7	7.2	5.3	50 / 1058	A	KIZS-F
12	KJMM-F	B	39 / 3.9	3.5	3.9	3.7	3.8	3.7	419 / 6.1	7.5	7.2	50 / 549	B	KJMM-F
13	KMYZ-F	AOR-NR	35 / 3.5	4.8	4.4	3.4	5.0	4.0	738 / 10.8	12.9	14.5	58 / 1122	D	KMYZ-F
14	KRTQ-F	AOR-NR	34 / 3.4	2.5	4.2	4.0	4.8	3.5	565 / 8.2	11.2	11.1	41 / 784	B	KRTQ-F
15	KVOO	C/O	32 / 3.2	4.1	3.6	4.2	3.5	3.8	463 / 6.8	8.2	7.2	41 / 621	*	KVOO
16	KCFM-F	CL	29 / 2.9	3.3	3.3	2.9	2.9	3.1	484 / 7.1	8.1	6.8	33 / 595	A	KCFM-F
17	KCKI-F	C	26 / 2.6	3.6	4.2	3.4	2.4	3.4	593 / 8.7	11.1	7.5	39 / 851	C	KCKI-F
18	KGTO	ST	23 / 2.3	2.5	2.2	1.9	1.3	2.2	256 / 3.7	4.0	3.3	24 / 277	A	KGTO

12+ FM Share (Metro): 82.70% (736 of 890) (Spring 99: 81.41%)

Teens	18-34	18-49	25-49	25-54	35+	12+ AMD	12+ Mid	12+ PMD	12+ Eve	12+ Wknd
1 KIZS-F	1 KMOD-F	1 KMOD-F >	1 KMOD-F >	1 KMOD-F >	1 KRMG	1 KRMG >	1 KRMG	1 KRMG	1 KMYZ-F <	1 KHTT-F <
2 KHTT-F <	2 KHTT-F	2 KXOJ-F	2 KXOJ-F <	2 KQLL-F	2 KQLL-F	2 KMOD-F	2 KMOD-F <	2 KMOD-F <	2 KHTT-F <	2 KMOD-F <
3 KMYZ-F >	3 KRTQ-F <	3 KRAV-F <	3 KRAV-F	2 KXOJ-F <	3 KBEZ-F	3 KVOO-F	3 KBEZ-F <	3 KJSR-F <	3 KIZS-F	3 KWEN-F <
4 KJMM-F	4 KIZS-F	4 KJSR-F <	4 KJSR-F	4 KRAV-F <	3 KMOD-F <	4 KQLL-F	4 KQLL-F	4 KQLL-F	3 KMOD-F <	4 KQLL-F
5 KXOJ-F >	4 KXOJ-F <	5 KHTT-F <	5 KWEN-F	5 KRMG <	5 KVOO-F	5 KBEZ-F	4 KVOO-F	4 KXOJ-F <	5 KXOJ-F	5 KVOO-F <
6 KMYZ-F	6 KMYZ-F	6 KWEN-F <	5 KBEZ-F <	6 KWEN-F	6 KWEN-F	5 KWEN-F <	6 KJSR-F <	6 KWEN-F <	6 KJMM-F <	6 KXOJ-F <
6 KRAV-F	7 KBEZ-F <	7 KRMG <	7 KRMG <	6 KJSR-F <	7 KJSR-F <	7 KXOJ-F	7 KRAV-F <	7 KHTT-F	7 KWEN-F	7 KBEZ-F <
6 KWEN-F	8 KVOO-F	8 KVOO-F	8 KVOO-F	8 KVOO-F	8 KVOO <	8 KHTT-F <	8 KWEN-F <	7 KBEZ-F <	7 KBEZ-F <	8 KJMM-F <
9 KVOO-F <	8 KRTQ-F <	9 KRTQ-F	8 KBEZ-F	9 KXOJ-F	9 KRAV-F <	9 KXOJ-F	9 KVOO-F	9 KVOO-F	9 KRMG <	9 KRMG
	10 KRMG <	9 KHTT-F	10 KHTT-F <		10 KJSR-F <	10 KHTT-F <	10 KIZS-F <	10 KRTQ-F	9 KIZS-F <	

Wom 18-24	Wom 18-34	Wom 25-34	Wom 18-49	Wom 25-54	Men 18-24	Men 18-34	Men 25-34	Men 18-49	Men 25-54	12+ Ovrmile
1 KIZS-F	1 KHTT-F <	1 KRAV-F	1 KRAV-F	1 KRAV-F <	1 KMYZ-F	1 KMOD-F	1 KMOD-F	1 KMOD-F >>	1 KMOD-F >	1 KRMG >
2 KHTT-F	2 KIZS-F	2 KHTT-F	1 KXOJ-F	2 KXOJ-F	2 KHTT-F	2 KRTQ-F <	2 KVOO-F	2 KJSR-F <	2 KVOO-F	2 KIZS-F
3 KMOD-F >	3 KRAV-F <	2 KXOJ-F	3 KHTT-F	3 KQLL-F	3 KRTQ-F	3 KMYZ-F	3 KRTQ-F	3 KVOO-F <	2 KRMG <	2 KQLL-F
4 KJMM-F	4 KMOD-F <	4 KMOD-F	4 KMOD-F <	4 KWEN-F	4 KMOD-F >	4 KVOO-F	4 KWEN-F	4 KRTQ-F	4 KJSR-F	4 KJSR-F
4 KMYZ-F	5 KXOJ-F	4 KIZS-F	5 KIZS-F	4 KBEZ-F <	5 KJSR-F	4 KHTT-F	5 KCKI-F	4 KXOJ-F <	5 KQLL-F <	5 KMYZ-F
4 KXOJ-F	6 KWEN-F	6 KWEN-F	5 KBEZ-F <	6 KHTT-F	5 KWEN-F	6 KWEN-F <	5 KJSR-F	6 KRMG <	6 KWEN-F	5 KVOO-F
7 KBEZ-F	6 KBEZ-F	6 KCKI-F	7 KWEN-F	7 KMOD-F	5 KJMM-F	7 KJSR-F	5 KBEZ-F	7 KWEN-F	6 KXOJ-F	5 KVOO
7 KJSR-F >	8 KCKI-F	6 KRTQ-F	8 KJSR-F	8 KRMG	8 KRMG	8 KCKI-F	8 KMYZ-F	8 KMYZ-F	8 KBEZ-F	
	8 KRTQ-F		9 KJMM-F	8 KJSR-F		8 KXOJ-F	8 KXOJ-F	8 KRAV-F <	9 KRTQ-F	9 KRAV-F

Other Rated Stations				Metro Share	Cume Rating	TSA AQH	Cume
KCFO	REL	970	Tulsa	0.5	2.2	6	179
KMRX-F	AOR-P	101.5	Collinsville	1.0	5.7	10	410
KQLL	SPRTS	1430	Tulsa	0.9	3.2	9	221

TULSA

Consolidation Report	12+	25-54	Revenue	Format Performance	AM	FM	Total	%	Yr. Ago
Clear Channel	20.0 %	22.2 %	19.5 %	AC	0 (0)	48 (1)	48 (1)	5.2 %	5.3 %
KAKC-AM, KIZS-FM, KMOD-FM, KMRX-FM, KQLL-AM, KQLL-FM				AOR/Classic/NR	0 (0)	156 (4)	156 (4)	17.5 %	19.5 %
Cox Radio	29.6 %	30.0 %	42.9 %	Black/Urban	0 (0)	39 (1)	39 (1)	4.4 %	4.2 %
KGTO-AM, KJSR-FM, KRAV-FM, KRMG-AM, KRTO-FM, KWEN-FM				CHR	0 (0)	99 (2)	99 (2)	11.1 %	8.1 %
Journal Broadcast Group	11.7 %	9.9 %	13.3 %	Classical	0 (0)	29 (1)	29 (1)	3.3 %	3.2 %
KCKI-FM, KVOO-AM, KVOO-FM				Country	32 (1)	143 (3)	175 (4)	19.7 %	21.7 %
Renda	11.3 %	9.8 %	13.4 %	Full Service	85 (1)	0 (0)	85 (1)	9.6 %	10.7 %
KBEZ-FM, KHTT-FM				Hispanic	0 (0)	0 (0)	0 (0)	0.0 %	0.0 %
Shamrock	6.4 %	3.7 %	7.2 %	Jazz	0 (0)	0 (0)	0 (0)	0.0 %	0.0 %
KCFM-FM, KMYZ-FM				News/Talk	0 (0)	0 (0)	0 (0)	0.0 %	0.0 %
	79.0 %	75.6 %	96.3 %	Oldies	0 (0)	112 (2)	112 (2)	12.6 %	11.8 %
				Others/Unknown	0 (0)	0 (0)	0 (0)	0.0 %	0.0 %
				Religion/Gospel	5 (1)	54 (1)	59 (2)	6.6 %	6.9 %
				Soft AC	0 (0)	58 (1)	58 (1)	6.5 %	6.2 %
				Sports	9 (1)	0 (0)	9 (1)	1.0 %	1.1 %
				Standards/EZ	23 (1)	0 (0)	23 (1)	2.6 %	1.4 %
				Totals	154 (5)	736 (16)	890 (21)		

AM Stations

Station	Freq	Power	Format	Prog	Rate	Ad	Ad	City
KGTO	1050	1 kw/0.022 kw	Standards	CNN, Westwd	\$<20.00	Allied	Cox Radio	Tulsa
KRMG	740	50 kw/25 kw (DA-2)	Full Service	ABC, CNN	\$72.00	Christal	Cox Radio	Tulsa
KVOO	1170	50 kw (DA-N)	Country	ABC	\$ NA	D&R	Journal Bcst Gp	Tulsa

FM Stations

Station	Freq	Power	Format	Prog	Rate	Ad	Ad	City
KBEZ	92.9	100 kw @ 1318	Soft AC		\$62.00	Eastman	Renda	Tulsa
KCFM	94.1	18 kw @ 817	Classical		\$<20.00	Allied	Shamrock	Okmulgee
KCKI	99.5	100 kw @ 981	Country		\$28.00	D&R	Journal Bcst Gp	Henryetta
KHTT	106.9	100 kw @ 1010	CHR		\$40.00	Eastman	Renda	Muskogee
KIZS	92.1	27 kw @ 666	CHR		\$35.00	Clr Chnl	Clear Channel	Broken Arrow
KJMM	105.3	3.4 kw @ 879	Black	AURN, ABC, WW1	\$<20.00	Interep	Perry	Bixby
KJSR	103.3	100 kw @ 1280	Classic Hits		\$49.00	Christal	Cox Radio	Tulsa
KMOD	97.5	100 kw @ 1327	AOR		\$70.00	Clr Chnl	Clear Channel	Tulsa
KMYZ	104.5	70 kw @ 1130	AOR-New Rock		\$53.00	Allied	Shamrock	Pryor
KQLL	106.1	100 kw @ 1322	Oldies		\$42.00	Clr Chnl	Clear Channel	Owasso
KRAV	96.5	100 kw @ 1327	AC		\$35.00	Allied	Cox Radio	Tulsa
KRTO	102.3	50 kw @ 492	New Rock		\$ NA	Christal	Cox Radio	Sand Springs
KVOO	98.5	100 kw @ 1226	Country	ABC	\$70.00	D&R	Journal Bcst Gp	Tulsa
KWEN	95.5	100 kw @ 1327	Country		\$104.00	Katz	Cox Radio	Tulsa
KXOJ	100.9	5 kw @ 360	Contemp. Christian		\$ NA	Salem		Sapulpa

Notes: * KVOO-F revenue level includes KVOO revenue . . . 6/00 KWPR (1270; Claremore) changed from Sports to Religion as KRVT ("The River")

UTICA-ROME

Arbitron Rank	151 Pop (12+)	243,300	Stations	31 / 19	Last Year's Revenue:	\$10,700,000
MSA Rank:		161	Diaries:	1,018 / 239:1 / 57.6%	Household Income:	\$37,882
MSA Pop:		291,000	Sample Target:	1,030	Total Retail Sales:	\$2.7 Bil.
DMA:		169	% Below Line:	10.2	#1 Biller:	WFRG-F \$3,000,000
Average Persons Rating:		15.8	% Not Listed:	10.9	#1 Billing Portfolio	
Market TSL in Hours		21.00	Pop per Station:	12,805	Regent	\$6,135,000

12+ Metro	Format	Spring 00 1/4 Share	Fall 99	Spq 99	Fall 98	Spq 98	12+ Metro Cume / Rtg	Fall 99	Spq 99	12+ TSA AQH / Cume	Revenue Level	
1	WFRG-AF	C	52 / 13.5	17.1	16.0	17.4	664 / 27.3	30.7	26.2	67 / 953	E	WFRG-AF
2	WLZW-F	AC	45 / 11.7	10.3	9.9	10.5	602 / 24.8	21.9	21.4	52 / 719	D	WLZW-F
3	WOUR-F	AOR	35 / 9.1	6.1	6.3	7.1	506 / 20.8	18.4	17.7	45 / 639	C	WOUR-F
4	WSKS-F	CHR	31 / 8.1	6.1	6.1	6.3	548 / 22.5	21.7	18.2	34 / 656	B	WSKS-F
5	WODZ-F	O	25 / 6.5	4.2	4.7	5.8	410 / 16.9	12.4	14.5	27 / 481	A	WODZ-F
5	WIBX	T/N	25 / 6.5	7.1	9.1	6.9	368 / 15.1	16.2	17.6	25 / 375	B	WIBX
7	WKLL-F	AOR	22 / 5.7	5.8	5.0	5.8	378 / 15.5	17.0	13.1	31 / 537	B	WKLL-F
8	WRCK-F	CL AOR	19 / 4.9	6.3	7.7	3.4	367 / 15.1	16.8	18.4	24 / 463	B	WRCK-F
9	WTLB	ST	14 / 3.6	3.4	3.9	4.5	158 / 6.5	7.5	8.2	15 / 178	A	WTLB
10	WOWB-FF	CHR	10 / 2.6	2.9	3.3	2.1	261 / 10.7	8.7	9.7	10 / 281	A	WOWB-FF
11	WRFM-F	SAC	9 / 2.3	3.4	2.5	3.7	175 / 7.2	8.2	7.3	11 / 208	A	WRFM-F

12+ FM Share (Metro): 85.09% (291 of 342) (Spring 99: 80.42%)

Teens	18-34	18-49	25-49	25-54	35+	12+ AMD	12+ Mid	12+ PMD	12+ Eve	12+ Wknd
1 WSKS-F >	1 WOUR-F	1 WFRG-AF	1 WLZW-F <	1 WLZW-F <	1 WFRG-AF <	1 WFRG-AF	1 WFRG-AF	1 WFRG-AF	1 WSKS-F <	1 WFRG-AF >
2 WKLL-F	2 WFRG-AF	1 WOUR-F	2 WFRG-AF <	2 WFRG-AF	2 WLZW-F	2 WLZW-F	1 WLZW-F	1 WLZW-F	2 WLZW-F	2 WLZW-F >
3 WWHT-F >	3 WKLL-F	3 WLZW-F	3 WOUR-F >	3 WOUR-F	3 WIBX	3 WOUR-F	3 WOUR-F	3 WOUR-F	2 WODZ-F	3 WOUR-F
4 WLZW-F <	4 WSKS-F	4 WRCK-F	4 WSKS-F	4 WSKS-F	4 WODZ-F >	3 WSKS-F	4 WIBX	4 WSKS-F	2 WOUR-F	3 WSKS-F
5 WSKS-F	5 WRCK-F <	4 WSKS-F <	5 WODZ-F	5 WODZ-F	5 WTLB <	5 WRCK-F <	5 WSKS-F <	5 WODZ-F <	5 WKLL-F	5 WKLL-F >
	6 WKLL-F	6 WODZ-F <	5 WRCK-F >	6 WSKS-F <	6 WIBX >	6 WODZ-F	6 WKLL-F	6 WKLL-F	5 WFRG-AF >	6 WIBX
		7 WKLL-F >	7 WKLL-F	7 WOUR-F	7 WKLL-F <	7 WKLL-F	7 WIBX <	7 WKLL-F	7 WIBX <	6 WKLL-F <
				8 WRCK-F	8 WODZ-F	8 WRCK-F <	8 WRCK-F	8 WRCK-F	7 WWHT-F	8 WTLB <
									7 WOWB-FF	

Wom 18-24	Wom 18-34	Wom 25-34	Wom 18-49	Wom 25-54	Men 18-24	Men 18-34	Men 25-34	Men 18-49	Men 25-54	12+ Ovmit
1 WFRG-AF	1 WLZW-F	1 WLZW-F >	1 WLZW-F	1 WLZW-F >	1 WOUR-F >	1 WOUR-F >	1 WOUR-F >	1 WOUR-F >	1 WOUR-F >	1 WIBX >
2 WSKS-F >	2 WFRG-AF	2 WSKS-F	2 WFRG-AF	2 WFRG-AF >	2 WKLL-F	2 WKLL-F	2 WKLL-F >	2 WFRG-AF	2 WFRG-AF	2 WFRG-AF
3 WLZW-F	3 WSKS-F >	2 WFRG-AF >	3 WSKS-F >>	3 WSKS-F	3 WFRG-AF >	3 WFRG-AF	3 WFRG-AF	3 WKLL-F <	3 WRCK-F	3 WODZ-F
3 WOWB-FF	4 WKLL-F	4 WRCK-F >	4 WODZ-F	4 WODZ-F	4 WRDS-F >>	4 WRCK-F >	3 WRCK-F >	4 WRCK-F >	4 WODZ-F	3 WSKS-F
3 WKLL-F >>	5 WRCK-F		4 WRCK-F	5 WRCK-F		5 WSKS-F	5 WLZW-F	5 WODZ-F	5 WLZW-F	
	5 WOUR-F >>		4 WOUR-F				5 WSKS-F >	5 WSKS-F	6 WSKS-F	
								5 WLZW-F >	6 WKLL-F >	

Other Rated Stations				Metro Share	Cume Rating	TSA AQH Cume	Other Rated Stations--Outside Market				Metro Share	Cume Rating	TSA AQH Cume		
WBRV-AF	C	101.3	Boonville	1.0	2.4	10	143	WAQX-F	AOR	95.7	Manlius	1.0	4.0	10	200
WBUG-F	C	101.1	Fort Plain	0.5	2.0	6	66	WFBL	ST	1050	Baldwinsville	0.5	1.0	3	44
WLFB	C	1230	Little Falls	0.8	1.7	3	55	WHEN	SPRTS	620	Syracuse	0.8	1.9	4	72
WVVC-F	REL-CC	100.7	Utica	0.5	2.8	2	83	WNTQ-F	CHR	93.1	Syracuse	1.0	6.1	11	331
WXUR-F	O	92.7	Herkimer	1.3	4.1	5	99	WQBJ-F	AOR-NR	103.5	Cobleskill	0.8	3.7	4	139
								WRDS-F	B	102.1	Syracuse	1.3	2.0	5	80
								WSEN-F	O	92.1	Baldwinsville	0.5	1.9	4	97
								WSYR	FS	570	Syracuse	0.5	2.5	7	141
								WTKW-FF	CL AOR	99.5	Bridgeport	1.0	2.9	5	103
								WWHT-F	CHR	107.9	Syracuse	1.8	7.7	10	251
								WYYY-F	AC	94.5	Syracuse	0.8	2.8	12	146

UTICA-ROME

Consolidation Report			12+	25-54	Revenue	Format Performance					AM	FM	Total	%	Yr. Ago
Clear Channel			19.5 %	22.6 %	21.4 %	AC	0	(0)	48	(2)	48	(2)	14.0 %	12.0 %	
WADR-AM, WOUR-FM, WRFM-FM, WRNY-AM, WSKS-FM, WUTQ-AM						AOR/Classic/NR	0	(0)	87	(6)	87	(6)	25.4 %	24.4 %	
Galaxy			14.2 %	13.4 %	15.2 %	Black/Urban	0	(0)	5	(1)	5	(1)	1.5 %	0.0 %	
WKLL-FM, WRCK-FM, WTLB-AM						CHR	0	(0)	52	(5)	52	(5)	15.2 %	13.9 %	
Local			3.4 %	1.8 %	3.5 %	Classical	0	(0)	0	(0)	0	(0)	0.0 %	0.0 %	
WLFH-AM, WOWB-FM, WOWZ-FM						Country	5	(3)	56	(3)	61	(6)	17.8 %	21.1 %	
Regent			38.2 %	39.6 %	57.3 %	Full Service	2	(1)	0	(0)	2	(1)	0.6 %	2.1 %	
WFRG-FM, WIBX-AM, WLZW-FM, WODZ-FM, WRUN-AM						Hispanic	0	(0)	0	(0)	0	(0)	0.0 %	0.0 %	
			75.3 %	77.4 %	97.4 %	Jazz	0	(0)	0	(0)	0	(0)	0.0 %	0.0 %	
						News/Talk	25	(1)	0	(0)	25	(1)	7.3 %	9.9 %	
						Oldies	0	(0)	32	(3)	32	(3)	9.4 %	6.9 %	
						Others/Unknown	0	(0)	0	(0)	0	(0)	0.0 %	0.0 %	
						Religion/Gospel	0	(0)	2	(1)	2	(1)	0.6 %	1.2 %	
						Soft AC	0	(0)	9	(1)	9	(1)	2.6 %	2.7 %	
						Sports	3	(1)	0	(0)	3	(1)	0.9 %	0.6 %	
						Standards/EZ	16	(2)	0	(0)	16	(2)	4.7 %	5.1 %	
						Totals	51	(8)	291	(22)	342	(30)			

AM Stations

Station	Freq	Power	Format	Network	Rate	Agency	Advertiser	City
WIBX	950	5 kw (DA-1)	Talk/News	CBS, Westwd, ABC	\$21.00	Katz	Regent	Utica
WRUN	1150	5 kw/1 kw (DA-2)	Simul. WFRG-F					Utica
WTLB	1310	5 kw/0.5 kw (DA-2)	Standards	ABC	\$<20.00	Allied	Galaxy	Utica

FM Stations

Station	Freq	Power	Format	Network	Rate	Agency	Advertiser	City
WFRG	104.3	100 kw @ 495	Country		\$37.00	Katz	Regent	Utica
WKLL	94.9	34 kw @ 567	AOR		\$<20.00	Allied	Galaxy	Frankfort
WLZW	98.7	25 kw @ 659	AC		\$39.00	Katz	Regent	Utica
WODZ	96.1	7.4 kw @ 604	Oldies	ABC	\$20.00	Katz	Regent	Rome
WOUR	96.9	19.5 kw @ 790	AOR	Westwood, AMFM	\$28.00	Clr Chnl	Clear Channel	Utica
WOWB	105.5	2.3 kw @ 528	CHR		\$<20.00	Roslin	WLFH/WOWZ	Little Falls
WOWZ	97.9	1.5 kw @ 670	Simul. WOWB-F				WLFH/WOWB	Whitesboro
WRCK	107.3	50 kw @ 500	AOR/Classic AOR		\$21.00	Allied	Radio Corp.	Utica
WRFM	93.5	6 kw @ 240	Soft AC	ABC	\$<20.00	Clr Chnl	Clear Channel	Remsen
WSKS	102.5	27 kw @ 650	CHR	CNN	\$<20.00	Clr Chnl	Clear Channel	Rome

Notes: Other ranked stations -- See Syracuse . . . 6/00 WADR (1480; Remsen), WRNY (1350; Rome) and WUTQ (1550; Utica) changed from Standards to Sports

VISALIA-TULARE-HANFORD

Arbitron Rank 106 Pop (12+) 385,900	Stations 37 / 13	Last Year's Revenue: NA
MSA Rank: NA	Diaries: 1,177 / 328:1 / 45.2%	Household Income: \$33,893
MSA Pop: NA	Sample Target: 1,170	Total Retail Sales: \$3.1 Bil.
DMA: 56 (Fresno)	% Below Line: 54.6	#1 Biller: NA
Average Persons Rating: 16.0	% Not Listed: 19.2	#1 Billing Portfolio NA
Market TSL In Hours 22.00	Pop per Station: 29,685	

12+ Metro	Format	Spring 00 1/4 Share	Fall 99	Spg 99	Fall 98	Spg 98	12+ Metro Cume / Rtg	Fall 99	Spg 99	12+ TSA AQH / Cume	Revenue Level
1 KSOF-F	SAC	38 / 6.1	6.6	5.8	7.1	7.1	463 / 12.0	15.0	14.4	38 / 463	KSOF-F
2 KMJ	N/T	37 / 6.0	4.3	6.5	5.5	5.1	374 / 9.7	9.0	10.2	37 / 374	KMJ
2 KBOS-F	CHR	37 / 6.0	5.5	5.3	5.0	7.8	789 / 20.4	19.3	18.3	37 / 789	KBOS-F
2 KFRR-F	AOR-NR	37 / 6.0	6.9	6.2	5.5	5.2	622 / 16.1	16.8	16.8	37 / 622	KFRR-F
2 KFSS-F	O	37 / 6.0	3.8	5.7	4.3	5.6	531 / 13.7	11.2	14.4	37 / 531	KFSS-F
6 KJUG-F	C	34 / 5.5	6.1	6.4	5.9	5.6	469 / 12.2	10.7	12.8	34 / 469	KJUG-F
7 KSEQ-F	CHR	33 / 5.3	5.7	4.6	4.6	5.4	629 / 16.3	17.9	18.3	33 / 629	KSEQ-F
8 KIOO-F	CL AOR	28 / 4.5	2.4	3.4	3.7	3.6	293 / 7.6	6.3	6.6	28 / 293	KIOO-F
9 KSKS-F	C	24 / 3.9	3.6	3.4	4.3	3.7	375 / 9.7	9.0	7.1	24 / 375	KSKS-F
10 KZPO-F	ST	19 / 3.1	2.9	3.4	3.2	1.9	256 / 6.6	5.4	7.1	19 / 256	KZPO-F
11 KOQO-F	SP-R*	18 / 2.9	2.6	3.1	4.1	5.1	284 / 7.4	5.7	5.8	18 / 284	KOQO-F
12 KRZR-F	AOR	16 / 2.6	3.3	4.1	2.3	4.1	306 / 7.9	6.7	8.9	16 / 306	KRZR-F
13 KMGV-F	B/O	15 / 2.4	4.7	4.6	0.3	1.2	274 / 7.1	10.4	9.9	15 / 274	KMGV-F
14 KQEQ-AF	SP-R	11 / 1.8					160 / 4.1			11 / 160	KQEQ-AF
14 KUZZ-AF	C	11 / 1.8	1.2	0.5	1.8	0.7	161 / 4.2	3.3	3.1	11 / 161	KUZZ-AF
16 KALZ-F	AC-NR	10 / 1.6	2.9	3.1	1.6	1.5	239 / 6.2	8.6	10.2	10 / 239	KALZ-F

12+ FM Share (Metro): 85.80% (429 of 500) (Spring 99: 85.36%)

Teens	18-34	18-49	25-49	25-54	35+	12+ AMD	12+ Mid	12+ PMD	12+ Eve	12+ Wknd
1 KBOS-F	1 KFRR-F	1 KSOF-F	1 KSOF-F	1 KSOF-F <	1 KMJ	1 KMJ	1 KMJ	1 KFSS-F <	1 KFRR-F <	1 KBOS-F
2 KSEQ-F	1 KBOS-F	2 KFRR-F <	2 KIOO-F	2 KFSS-F <	2 KFSS-F	2 KFRR-F <	2 KSOF-F	2 KJUG-F <	2 KSEQ-F	2 KFSS-F <
3 KFRR-F >>>	3 KSEQ-F	3 KIOO-F	2 KJUG-F	3 KIOO-F	3 KSOF-F	3 KSOF-F	3 KFSS-F	3 KSOF-F <	2 KBOS-F >	3 KSEQ-F
	4 KSKS-F <	3 KJUG-F	4 KSKS-F <	3 KJUG-F	4 KIOO-F	4 KSEQ-F <	4 KIOO-F <	4 KBOS-F <	4 KSOF-F	3 KFRR-F <
	5 KOQO-F	3 KBOS-F <	5 KFSS-F	5 KSKS-F	4 KJUG-F	5 KJUG-F	5 KJUG-F	5 KFRR-F <	5 KJUG-F	5 KJUG-F <
	5 KSOF-F	6 KSEQ-F	6 KSEQ-F	6 KMJ <	6 KZPO-F >	5 KFSS-F <	6 KFRR-F <	6 KSEQ-F	5 KMJ	6 KZPO-F <
	7 KJUG-F	6 KSKS-F	6 KMJ <	7 KSEQ-F	7 KUZZ-AF	7 KBOS-F <	7 KBOS-F	7 KIOO-F	7 KFSS-F	7 KSKS-F <
	8 KRZR-F	8 KFSS-F <	8 KFRR-F	8 KBOS-F	7 KSKS-F <	8 KIOO-F	8 KSKS-F	8 KSKS-F	7 KSKS-F >	8 KSOF-F
	9 KFSS-F	9 KOQO-F	8 KOQO-F <	8 KFRR-F	9 KMGV-F >	9 KSKS-F	8 KSEQ-F	8 KMJ	8 KMJ	9 KIOO-F <
		10 KMJ <	10 KBOS-F	8 KOQO-F		10 KOQO-F				10 KOQO-F

Wom 18-24	Wom 18-34	Wom 25-34	Wom 18-49	Wom 25-54	Men 18-24	Men 18-34	Men 25-34	Men 18-49	Men 25-54	12+ Ovmit
1 KFRR-F	1 KBOS-F	1 KSEQ-F	1 KSOF-F	1 KJUG-F	1 KBOS-F	1 KFRR-F	1 KOQO-F	1 KFRR-F	1 KFSS-F	1 KBOS-F
2 KBOS-F	2 KJUG-F	2 KJUG-F	2 KJUG-F	1 KSOF-F >	1 KFRR-F >	2 KBOS-F	2 KFRR-F	1 KIOO-F	1 KIOO-F	1 KSOF-F
3 KSOF-F	2 KSEQ-F	2 KBOS-F	3 KSEQ-F	3 KFSS-F	3 KRZR-F	3 KOQO-F	2 KSEQ-F	3 KOQO-F <	1 KMJ >	1 KMJ
3 KSEQ-F	2 KSOF-F	2 KSOF-F	3 KBOS-F	4 KSKS-F	4 KOQO-F	4 KSEQ-F	2 KSKS-F	4 KMJ <	4 KOQO-F	4 KIOO-F
3 KALZ-F >	5 KFRR-F	5 KSKS-F >>	5 KSKS-F	5 KIOO-F	4 KSEQ-F	4 KSKS-F	5 KBOS-F	5 KBOS-F	4 KSOF-F	
6 KJUG-F	6 KSKS-F	6 KFRR-F	6 KFRR-F	5 KSEQ-F	4 KIOO-F >	6 KRZR-F >	6 KGEN-F	5 KSOF-F	6 KFRR-F	6 KFRR-F
6 KRNC-F >>	7 KALZ-F	7 KFSS-F	7 KFSS-F	5 KMGV-F	7 KIOO-F	7 KIOO-F		5 KRZR-F	7 KSKS-F	7 KSKS-F
	8 KFSS-F	8 KIOO-F	8 KIOO-F	8 KBOS-F >	7 KFSS-F	7 KFSS-F		8 KFSS-F	8 KJUG-F	8 KJUG-F
	8 KOQO-F		8 KMGV-F		7 KSOF-F	7 KSOF-F		8 KSKS-F	8 KRZR-F	8 KRZR-F
	8 KRNC-F >		10 KALZ-F					10 KSEQ-F	8 KQEQ-AF	

Other Rated Stations	Metro Share	Cume Rating	TSA AQH	Cume	Other Rated Stations--Outside Market	Metro Share	Cume Rating	TSA AQH	Cume
KCRZ-F	O	104.9	Tipton	0.6 2.2 4 85	KERI	REL	1180	Wasco	0.3 1.0 2 39
KGEN-F	SP-R	94.5	Hanford	1.0 2.8 6 109	KFRE	SP-NT	940	Fresno	0.5 1.4 3 55
KJUG	C/O	1270	Tulare	1.1 2.9 7 113	KIGS	E	620	Hanford	0.5 0.8 3 32
KMOA-F	SP-R	100.5	E. Porterville	1.1 3.3 7 127	KISV-F	CHR	94.1	Bakersfield	1.1 5.1 7 196
KSLK-F	J	96.1	Visalia	1.0 2.7 6 105	KJFX-F	CLAOR	95.7	Fresno	1.5 4.1 9 157
KTIP	T	1450	Porterville	0.6 2.8 4 110	KLBN-F	SP-R	105.1	Auberry	0.3 1.7 2 66
KVBL	SPRTS	1400	Visalia	0.5 1.6 3 62	KMPH-F	N/T	107.5	Hanford	0.8 4.2 5 164
					KNBR	T/SPRTS	680	San Francisco	0.5 1.7 3 66
					KRDU	REL	1130	Dinuba	1.3 3.1 8 120
					KRNC-F	SP-C	105.9	Fresno	1.3 4.1 8 157
					KVSR-F	AC-NR	101.1	Fresno	0.8 4.6 5 179
					KWOL-F	C/O	105.5	San Joaquin	0.5 1.1 3 43

VISALIA-TULARE-HANFORD

Consolidation Report	12+	25-54	Revenue	Format Performance	AM	FM	Total	%	Yr. Ago
Buckley	9.8 %	10.7 %	%	AC	0 (0)	15 (2)	15 (2)	3.0 %	5.2 %
KIOO-FM, KSEQ-FM				AOR/Classic/NR	0 (0)	90 (4)	90 (4)	18.0 %	17.9 %
	9.8 %	10.7 %	%	Black/Urban	0 (0)	15 (1)	15 (1)	3.0 %	5.6 %
				CHR	0 (0)	77 (3)	77 (3)	15.4 %	12.8 %
				Classical	0 (0)	0 (0)	0 (0)	0.0 %	0.0 %
				Country	8 (2)	71 (4)	79 (6)	15.8 %	14.0 %
				Full Service	0 (0)	0 (0)	0 (0)	0.0 %	0.0 %
				Hispanic	3 (1)	52 (6)	55 (7)	11.0 %	8.2 %
				Jazz	0 (0)	6 (1)	6 (1)	1.2 %	1.0 %
				News/Talk	44 (3)	5 (1)	49 (4)	9.8 %	15.9 %
				Oldies	0 (0)	41 (2)	41 (2)	8.2 %	7.5 %
				Others/Unknown	3 (1)	0 (0)	3 (1)	0.6 %	0.0 %
				Religion/Gospel	10 (2)	0 (0)	10 (2)	2.0 %	0.6 %
				Soft AC	0 (0)	38 (1)	38 (1)	7.6 %	7.0 %
				Sports	3 (1)	0 (0)	3 (1)	0.6 %	0.0 %
				Standards/EZ	0 (0)	19 (1)	19 (1)	3.8 %	4.1 %
				Totals	71 (10)	429 (26)	500 (36)		

AM Stations

KQEQ	1210	0.37 kw	Simul. KLCZ-F				Fowler
------	------	---------	---------------	--	--	--	--------

FM Stations

KIOO	99.7	24 kw @ 689	Classic AOR	Westwd	D&R	Buckley	Porterville
KJUG	106.7	1.2 kw @ 2550	Country		Westem	KJUG	Tulare
KLCZ	102.3	19.5 kw @ 380	Hispanic-Regional		Caballero		Corcoran
KSEQ	97.1	17 kw @ 777	CHR		D&R	Buckley	Visalia
KZPO	103.3	0.28 kw @ 2624	Standards		--		Lindsay

Notes: * KOQO-F was placed "below the line" by Arbitron; see Fresno for details . . . Other ranked stations - See Fresno or Bakersfield . . . The market's metro and total survey areas are the same . . . No revenue data are available . . . 3/00 KCRZ-F sold to KJUG-AF for \$850,000 (Exline)

WASHINGTON, DC

Arbltron Rank: 9 **Pop (12+):** 3,664,600
MSA Rank: 5
MSA Pop: 4,750,000
DMA: 7
Average Persons Rating: 15.5
Market TSL in Hours: 20.25

Stations: 36 / 32
Diaries: 4,158 / 881:1 / 49.1%
Sample Target: 4,030
% Below Line: 2.4
% Not Listed: 15.8
Pop per Station: 114,519

Last Year's Revenue: \$319,400,000
Household Income: \$71,969
Total Retail Sales: \$46.1 Bil.
#1 Biller: WJFK-F \$29,600,000
#1 Billing Portfolio: Clear Channel \$86,200,000

12+ Metro	Format	Spring 00 1/4 Share	Win 00	Fail 99	Sum 99	Spq 99	4-Book Avg.	12+ Metro Cume / Rtg.	Fail 99	Spq 99	12+ TSA AQH / Cume	Revenue Level		
1	WPGC-F	B/CHR	336 / 5.9	5.7	5.8	6.3	5.5	5.9	6011 / 16.4	15.5	16.5	374 / 7071	K	WPGC-F
2	WHUR-F	B/AC	310 / 5.5	6.5	5.0	5.1	5.9	5.5	4491 / 12.3	11.4	12.5	343 / 4986	I	WHUR-F
3	WKYS-F	B	290 / 5.1	5.8	4.8	5.4	5.0	5.3	5359 / 14.6	13.2	14.7	339 / 6463	J	WKYS-F
4	WGMS-F	CL	262 / 4.6	4.5	4.0	3.6	3.7	4.2	3472 / 9.5	8.7	9.0	277 / 3792	I	WGMS-F
5	WRQX-F	AC/CHR	258 / 4.5	4.1	4.2	3.7	4.4	4.1	4809 / 13.1	13.4	13.8	292 / 5775	J	WRQX-F
6	WBIG-F	O	248 / 4.4	3.7	3.9	4.5	4.7	4.1	4479 / 12.2	11.7	13.5	295 / 5436	J	WBIG-F
7	WMMJ-F	B/AC	246 / 4.3	2.9	3.9	3.4	3.5	3.6	3043 / 8.3	9.1	9.1	250 / 3144	I	WMMJ-F
8	WMAL	FS/T	240 / 4.2	4.6	3.7	4.2	4.3	4.2	3287 / 9.0	9.6	10.1	259 / 3759	J	WMAL
9	WMZQ-F	C	237 / 4.2	4.2	4.2	4.2	4.6	4.2	3824 / 10.4	11.1	11.4	294 / 4931	K	WMZQ-F
10	WASH-F	AC	233 / 4.1	3.6	4.3	3.6	3.6	3.9	4312 / 11.8	11.5	11.1	262 / 4961	J	WASH-F
11	WJFK-F	T	230 / 4.0	3.7	5.2	3.8	4.4	4.2	3000 / 8.2	12.8	9.1	259 / 3496	K	WJFK-F
12	WJZW-F	J	212 / 3.7	3.8	3.7	3.7	3.2	3.7	3654 / 10.0	9.1	10.1	226 / 3943	I	WJZW-F
13	WARW-F	CL AOR	200 / 3.5	2.8	3.0	2.2	2.1	2.9	4326 / 11.8	10.5	8.4	244 / 5289	I	WARW-F
14	WWDC-F	AOR	198 / 3.5	3.3	4.2	3.5	3.8	3.6	5132 / 14.0	15.2	13.8	264 / 7002	I	WWDC-F
15	WTOP-AF	N	194 / 3.4	3.8	3.5	3.8	3.5	3.6	5236 / 14.3	13.7	14.8	232 / 6301	K	WTOP-AF
16	WWZZ-FF	CHR	158 / 2.8	3.5	3.3	3.6	3.3	3.3	4588 / 12.5	12.5	13.5	216 / 5651	I	WWZZ-FF
17	WJMO-F	B/O	156 / 2.7	2.9	3.2	3.9	4.5	3.2	3701 / 10.1	11.6	12.4	183 / 4338	I	WJMO-F
18	WHFS-F	AOR-NR	121 / 2.1	1.8	2.4	2.0	2.3	2.1	3567 / 9.7	11.8	11.3	186 / 5263	I	WHFS-F
19	WPGC	B/G	88 / 1.5	1.5	1.0	0.8	1.0	1.2	1202 / 3.3	2.6	2.4	90 / 1233	C	WPGC
20	WTEM	SPRTS	75 / 1.3	1.6	1.4	1.4	1.2	1.4	1502 / 4.1	4.7	4.3	89 / 1763	F	WTEM
21	WAVA-F	REL	57 / 1.0	1.0	1.3	1.5	1.0	1.2	1211 / 3.3	3.5	3.4	68 / 1580	D	WAVA-F

12+ FM Share (Metro): 83.54% (3999 of 4787) (Spring 99: 84.29%)

Teens	18-34	18-49	25-49	25-54	35+	12+ AMD	12+ Mid	12+ PMD	12+ Eve	12+ Wknd
1 WKYS-F <	1 WPGC-F	1 WPGC-F	1 WHUR-F <	1 WHUR-F	1 WBIG-F	1 WJFK-F <	1 WGMS-F <	1 WPGC-F <	1 WPGC-F	1 WHUR-F
2 WPGC-F <	2 WKYS-F >	2 WHUR-F	2 WRQX-F	2 WRQX-F	1 WHUR-F <	2 WHUR-F	2 WMAL <	2 WJFK-F <	2 WKYS-F	2 WPGC-F
3 WWZZ-FF >	3 WJFK-F <	2 WKYS-F	3 WJFK-F <	3 WJFK-F <	3 WGMS-F <	2 WMAL	3 WMZQ-F <	3 WRQX-F <	3 WHUR-F <	3 WKYS-F <
4 WWDC-F	4 WRQX-F <	2 WRQX-F	4 WPGC-F <	4 WMMJ-F <	4 WMAL	2 WKYS-F <	4 WRQX-F <	4 WGMS-F <	4 WMMJ-F <	4 WMMJ-F
5 WHFS-F >>>	5 WWDC-F	5 WJFK-F	5 WARW-F <	5 WBIG-F	5 WMMJ-F	5 WRQX-F	5 WPGC-F <	5 WKYS-F <	5 WASH-F	5 WGMS-F <
6 WASH-F	6 WARW-F <	6 WASH-F <	6 WASH-F <	5 WPGC-F <	6 WJZW-F	6 WPGC-F <	6 WBIG-F <	6 WBIG-F <	6 WWZZ-FF <	6 WJZW-F <
7 WHUR-F <	7 WASH-F <	7 WMZQ-F	7 WASH-F <	7 WASH-F <	6 WTOP-AF <	7 WTOP-AF <	7 WASH-F <	7 WMZQ-F <	7 WBIG-F <	7 WBIG-F <
8 WMZQ-F <	8 WMZQ-F	7 WKYS-F	8 WARW-F	8 WARW-F	8 WMZQ-F	8 WBIG-F	8 WARW-F <	8 WMMJ-F <	8 WJZW-F <	8 WMZQ-F <
9 WWZZ-FF <	8 WWDC-F	7 WMMJ-F <	8 WMZQ-F	9 WASH-F	9 WASH-F	9 WGMS-F <	9 WJZW-F <	9 WARW-F	9 WWDC-F <	9 WASH-F <
10 WHFS-F	10 WMMJ-F <	10 WJZW-F	8 WJZW-F	9 WARW-F	10 WMZQ-F <	10 WHUR-F <	9 WJZW-F <			10 WARW-F <

Wom 18-24	Wom 18-34	Wom 25-34	Wom 18-49	Wom 25-54	Men 18-24	Men 18-34	Men 25-34	Men 18-49	Men 25-54	12+ Ovrnite
1 WKYS-F	1 WPGC-F <	1 WRQX-F	1 WRQX-F	1 WHUR-F	1 WPGC-F >	1 WPGC-F	1 WJFK-F	1 WJFK-F <	1 WJFK-F >	1 WKYS-F
2 WPGC-F >	2 WRQX-F <	2 WPGC-F	2 WHUR-F <	1 WRQX-F	2 WKYS-F >	2 WKYS-F	2 WKYS-F <	2 WPGC-F	2 WARW-F <	1 WPGC-F
3 WASH-F	3 WKYS-F >	3 WHUR-F	3 WPGC-F	3 WMMJ-F	3 WWDC-F >	3 WJFK-F	3 WPGC-F <	3 WARW-F <	3 WHUR-F	3 WHUR-F >
4 WRQX-F	4 WASH-F	3 WKYS-F <	4 WASH-F <	3 WASH-F	4 WHFS-F	4 WWDC-F >	4 WKYS-F	4 WJZW-F <	4 WMAL	
5 WWZZ-FF	5 WHUR-F	5 WASH-F	5 WKYS-F	5 WBIG-F <	4 WWZZ-FF	5 WHFS-F <	5 WMZQ-F	5 WWDC-F <	5 WPGC-F <	5 WMMJ-F <
6 WWDC-F	6 WWDC-F	6 WJFK-F	6 WMMJ-F	6 WPGC-F	4 WARW-F	6 WMZQ-F	6 WHFS-F <	6 WHUR-F	6 WMZQ-F <	6 WASH-F
7 WHFS-F	7 WJFK-F	7 WWDC-F <	7 WMZQ-F <	7 WMZQ-F	7 WJFK-F	7 WWZZ-FF <	7 WHUR-F <	7 WMZQ-F <	7 WBIG-F <	7 WTOP-AF
8 WMZQ-F	7 WWZZ-FF <	8 WMZQ-F	8 WBIG-F <	8 WJZW-F <	8 WARW-F	8 WARW-F	8 WMMJ-F	8 WJZW-F	8 WKYS-F <	8 WKYS-F <
9 WZHF	9 WMZQ-F	9 WWZZ-FF <	9 WJMO-F <	9 WJMO-F <	8 WHUR-F	9 WASH-F <	9 WRQX-F	9 WWDC-F <		
9 WJFK-F	10 WHFS-F	10 WMMJ-F <	10 WJZW-F <	10 WKYS-F <	10 WMMJ-F <	10 WJZW-F <	10 WTOP-AF			
	10 WJMO-F						10 WHFS-F <			

WASHINGTON, DC

Other Rated Stations				Metro Share	Cume Rating	TSA AQH Cume	
WAFY-F	AC	103.1	Middletown, MD	0.3	0.8	22	327
WBZS	SP-TP	730	Alexandria, VA	0.4	1.3	24	471
WFRE-F	C	99.9	Frederick, MD	0.8	2.1	80	1420
WGAY	ST	1260	Washington	0.7	1.9	43	725
WKDL	SP-R	1050	Silver Spring, MD	0.5	0.8	28	311
WOL	B/T	1450	Washington	0.6	1.2	35	447
WWRC	BIZ N	570	Bethesda, MD	0.5	1.7	36	658
WYCB	B/G	1340	Washington	0.7	1.7	37	622
WZHF	SP-C	1390	Arlington, VA	0.7	1.2	43	440

Other Rated Stations--Outside Market				Metro Share	Cume Rating	TSA AQH Cume	
WBQB-F	AC	101.5	Fredericksburg, VA	0.3	1.7	53	1031
WFLS-F	C	93.3	Fredericksburg, VA	0.9	2.4	107	1503
WYYF-F	AOR	97.9	Baltimore	0.7	2.7	107	2090
WXV-F	CHR	102.7	Baltimore	0.4	3.4	69	2424

Consolidation Report	12+	25-54	Revenue
ABC	12.8 %	11.5 %	15.2 %
WJZQ-FM, WMAL-AM, WRQX-FM			
Bonneville	10.8 %	16.1 %	13.7 %
WGMS-FM, WTOP-AF, WWVZ-FM, WWZZ-FM			
CBS/Infinity	17.0 %	18.1 %	25.5 %
WARW-FM, WHFS-FM, WJFK-FM, WPGC-AM, WPGC-FM			
Clear Channel	21.4 %	23.1 %	27.0 %
WASH-FM, WBIG-FM, WGAY-AM, WJMO-FM, WMZQ-FM, WTEM-AM, WWDC-FM, WWRC-AM			
Mega	1.7 %	1.7 %	1.6 %
WBZS-AM, WINX-AM, WKDL-AM, WZHF-AM, WZHF-FM			
Radio One	10.7 %	9.9 %	11.8 %
WKYS-FM, WMMJ-FM, WOL-AM, WYCB-AM			
	74.3 %	80.4 %	94.8 %

Format Performance	AM	FM	Total	%	Yr. Ago
AC	0 (0)	529 (4)	529 (4)	11.1 %	10.4 %
AOR/Classic/NR	0 (0)	558 (4)	558 (4)	11.7 %	10.9 %
Black/Urban	35 (1)	1338 (5)	1373 (6)	28.7 %	30.9 %
CHR	0 (0)	182 (3)	182 (3)	3.8 %	4.3 %
Classical	0 (0)	262 (1)	262 (1)	5.5 %	4.4 %
Country	0 (0)	337 (3)	337 (3)	7.0 %	7.4 %
Full Service	240 (1)	0 (0)	240 (1)	5.0 %	5.2 %
Hispanic	94 (3)	0 (0)	94 (3)	2.0 %	1.2 %
Jazz	0 (0)	212 (1)	212 (1)	4.4 %	3.9 %
News/Talk	177 (2)	276 (2)	453 (4)	9.5 %	10.2 %
Oldies	0 (0)	248 (1)	248 (1)	5.2 %	5.6 %
Others/Unknown	0 (0)	0 (0)	0 (0)	0.0 %	0.0 %
Religion/Gospel	125 (2)	57 (1)	182 (3)	3.8 %	3.5 %
Soft AC	0 (0)	0 (0)	0 (0)	0.0 %	0.0 %
Sports	75 (1)	0 (0)	75 (1)	1.6 %	1.4 %
Standards/EZ	42 (1)	0 (0)	42 (1)	0.9 %	1.5 %
Totals	788 (11)	3999 (25)	4787 (36)		

AM Stations

Station	Freq	Power	Format	Company	City
WMAL	630	5 kw (DA-2)	Full Service/Talk	ABC	Washington
WPGC	1580	50 kw/0.27 kw (DA-2)	Black Gospel	\$ NA	Morningside, MD
WTEM	980	50 kw/5 kw (DA-2)	Sports	CBS, 1-On-1, ESPN	Washington
WTOP	1500	50 kw (DA-2)	News	CBS, AP	Washington

FM Stations

Station	Freq	Power	Format	Company	City
WARW	94.7	21 kw @ 771	Classic AOR	\$114.00	Bethesda, MD
WASH	97.1	26 kw @ 686	AC	AMFM \$220.00	Washington
WAVA	105.1	50 kw @ 500	Religion	Westwd, SRN \$70.00	Arlington, VA
WBIG	100.3	36 kw @ 574	Oldies	\$184.00	Washington
WGMS	103.5	44 kw @ 518	Classical	CNN \$195.00	Washington
WHFS	99.1	50 kw @ 460	AOR - New Rock	\$180.00	Annapolis, MD
WHUR	96.3	24 kw @ 670	Black AC	ABC \$140.00	Washington
WJFK	106.7	22 kw @ 730	Talk/Jazz	Westwd \$315.00	Manassas, VA
WJMO	99.5	22 kw @ 751	Black Oldies	AMFM \$ NA	Washington
WJZW	105.9	28 kw @ 648	Jazz	ABC \$183.00	Woodbridge, VA
WKYS	93.9	24.5 kw @ 705	Black	\$140.00	Washington
WMMJ	102.3	2.9 kw @ 480	Black AC	\$155.00	Bethesda, MD
WMZQ	98.7	50 kw @ 490	Country	AMFM \$320.00	Washington
WPGC	95.5	50 kw @ 500	Black/CHR	\$340.00	Morningside, MD
WRQX	107.3	34 kw @ 604	AC/CHR	ABC \$280.00	Washington
WTOP	107.7	29 kw @ 646	Simul. WTOP		Warrenton, VA
WWDC	101.1	22.5 kw @ 760	AOR	AMFM \$185.00	Washington
WWVZ	103.9	0.42 kw @ 910	Simul. WWZZ-F		Braddock Hts., MD
WWZZ	104.1	22 kw @ 764	CHR	\$135.00	Waldorf, MD

Notes: 4/00 WKDV (1460; Manassas, VA) & WZHF (1390; Arlington, VA) sold by Mega to Multicultural for WKDM New York in a transaction valued at \$45,000,000 . . . 4/00 WKCW (1420; Warrenton, VA) sold to Multicultural for \$450,000 . . . 4/00 WPLC-F (94.3; Warrenton, VA) sold to Mega for \$5,250,000 (Media Svcs) . . . 6/00 WINX (1600; Rockville, MD) changed from Hispanic News/Talk to Hispanic-Contemp as WNNY . . . 6/00 WMJS-F (92.7; Prince Frederick, MD) changed from Soft AC to Hispanic-Tropical . . . 6/00 WZHF (AM) changed from Hispanic-Regional to Ethnic; the Hispanic-Regional format moved to WPLC-F, which changed calls to WZHF-F . . . 8/00 WNNY (1600; Rockville, MD) changed from Hispanic-Contemp. to Hispanic News/Talk as WKDM

WATERLOO-CEDAR FALLS

Arbitron Rank 233 **Pop (12+):** 120,200
MSA Rank: 280
MSA Pop: 121,000
DMA: 82 (w/Cedar Rapids & Dubuque)
Average Persons Rating: 14.1
Market TSL in Hours 18.75

Stations 22 / 11
Diaries: 870 / 138:1 / 61.1%
Sample Target: 860
% Below Line: 19.0
% Not Listed: 14.2
Pop per Station: 10,927

Last Year's Revenue: \$7,100,000
Household Income: \$42,271
Total Retail Sales: \$1.7 Bil.
#1 Biller: KKCV-F \$1,600,000
#1 Billing Portfolio
Cumulus \$3,650,000

12+ Metro	Format	Spring 00 1/4 Share	Fall 99	Spg 99	Fall 98	Spg 98	12+ Metro Cume / Rtg	Fall 99	Spg 99	12+ TSA AQH / Cume	Revenue Level	
1	KOEL-F	C 18 / 10.7	7.9	11.6	8.7	8.1	205 / 17.1	18.2	20.6	68 / 780	C	KOEL-F
2	KFMW-F	AOR 17 / 10.1	8.5	11.6	12.4	9.8	281 / 23.4	21.1	22.3	44 / 672	C	KFMW-F
3	KKCV-F	C 16 / 9.5	16.5	12.2	14.3	15.7	261 / 21.7	23.3	24.2	21 / 355	C	KKCV-F
4	KOKZ-F	O 15 / 8.9	6.7	8.5	9.9	9.8	227 / 18.9	18.4	18.3	37 / 546	C	KOKZ-F
5	KZIA-F	CHR 14 / 8.3	3.7	3.7	2.5	0.5	234 / 19.5	15.0	10.5	42 / 648	C	KZIA-F
5	KCVM-F	CHR/AC 14 / 8.3	9.2	7.3	7.4	9.8	213 / 17.7	17.8	15.4	18 / 255	B	KCVM-F
7	KCRR-F	CL AOR 13 / 7.7	7.3	7.3	6.2	8.1	219 / 18.2	18.0	18.5	22 / 367	B	KCRR-F
8	KWLO	ST 12 / 7.1	4.9	5.5	5.6	6.0	138 / 11.4	9.8	9.7	18 / 217	A	KWLO

12+ FM Share (Metro): 81.38% (118 of 145) (Spring 99: 80.14%)

Teens	18-34	18-49	25-49	25-54	35+	12+ AMD	12+ Mid	12+ PMD	12+ Eve	12+ Wknd
1 KZIA-F >>>	1 KFMW-F >>	1 KFMW-F	1 KCRR-F <	1 KOKZ-F <	1 KOEL-F	1 KOEL-F	1 KFMW-F	1 KFMW-F <	1 KZIA-F	1 KOEL-F <
2 KCVM-F	2 KCRR-F	2 KCRR-F <	2 KFMW-F	2 KCRR-F	2 KWLO	2 KKCV-F <	1 KOEL-F <	2 KZIA-F	2 KCVM-F	2 KZIA-F <
2 KFMW-F >>	3 KZIA-F	3 KKCV-F <	3 KKCV-F	2 KKCV-F <	2 KOKZ-F <	3 KCRR-F	3 KOKZ-F <	3 KCRR-F	2 KFMW-F	3 KOKZ-F <
	3 KCVM-F	4 KCVM-F	3 KOEL-F	4 KCVM-F	4 KKCV-F	3 KFMW-F <	4 KKCV-F	3 KKCV-F	4 KKCV-F >	4 KCVM-F
	3 KKCV-F >	4 KOEL-F	5 KCVM-F	4 KFMW-F	5 KCVM-F	5 KOKZ-F <	5 KWLO	3 KOEL-F	5 KOEL-F	4 KKCV-F
		6 KOKZ-F	5 KOKZ-F >>	4 KOEL-F >>	6 KCRR-F >	6 KCVM-F	5 KCVM-F <	6 KCVM-F	6 KWLO	6 KFMW-F
						7 KWLO <	7 KCRR-F >	6 KOKZ-F	6 KCRR-F	7 KWLO
									6 KOKZ-F >	8 KCRR-F >>

Wom 18-24	Wom 18-34	Wom 25-34	Wom 18-49	Wom 25-54	Men 18-24	Men 18-34	Men 25-34	Men 18-49	Men 25-54	12+ Ovrnite
1 KZIA-F	1 KFMW-F	1 KCVM-F	1 KCVM-F	1 KKCV-F	1 KFMW-F >>	1 KFMW-F >>	1 KFMW-F >>	1 KFMW-F	1 KCRR-F	1 KKCV-F
1 KFMW-F >>	2 KZIA-F	1 KFMW-F	2 KKCV-F	2 KCVM-F		2 KCRR-F >>	2 KCRR-F >>>	2 KCRR-F >	1 KFMW-F	2 KCVM-F >
	2 KCVM-F	1 KKCV-F >>	3 KZIA-F	3 KOKZ-F		3 KZIA-F		3 KOEL-F	3 KOKZ-F	
	2 KKCV-F >		3 KFMW-F	4 KOEL-F		3 KCVM-F		3 KOKZ-F	4 KOEL-F >	
	5 KCRR-F >>		5 KOEL-F	5 KCRR-F		3 KKCV-F		5 KCVM-F	5 KCVM-F	
			5 KOKZ-F	5 KFMW-F >		3 KOEL-F			5 KKCV-F >>>	
						3 KOKZ-F >>				

Other Rated Stations				Metro Share	Cume Rating	TSA AQH Cume	Format Performance	AM	FM	Total	%	Yr. Ago
KCNZ-AA	T	1250	Cedar Falls	0.6	3.6	2 67	AC	0 (0)	5 (3)	5 (3)	3.4 %	5.0 %
KWAY-F	AC	99.3	Waverly	1.2	4.2	2 50	AOR/Classic/NR	0 (0)	32 (3)	32 (3)	22.1 %	22.7 %
KXEL	T	1540	Waterloo	2.4	6.7	5 128	Black/Urban	0 (0)	0 (0)	0 (0)	0.0 %	0.0 %
Other Rated Stations--Outside Market				Metro Share	Cume Rating	TSA AQH Cume	CHR					
KDAT-F	AC	104.5	Waterloo	1.2	5.7	16 308	Classical	0 (0)	0 (0)	0 (0)	0.0 %	0.0 %
KHAK-F	C	98.1	Cedar Rapids	0.6	2.2	19 291	Country	1 (1)	35 (3)	36 (4)	24.8 %	29.1 %
KKDM-F	CHR	107.5	Des Moines	0.6	2.3	12 158	Full Service	7 (2)	0 (0)	7 (2)	4.8 %	9.2 %
KOEL	T	950	Oelwein	0.6	2.9	10 179	Hispanic	0 (0)	0 (0)	0 (0)	0.0 %	0.0 %
KRNA-F	AOR	94.1	Iowa City	1.2	4.7	12 337	Jazz	0 (0)	0 (0)	0 (0)	0.0 %	0.0 %
KROC-F	CHR	106.9	Rochester, MN	1.2	4.4	15 192	News/Talk	7 (4)	0 (0)	7 (4)	4.8 %	4.3 %
KWMT	C	540	Fort Dodge	0.6	1.6	10 139	Oldies	0 (0)	15 (1)	15 (1)	10.3 %	9.9 %
WHO	FS	1040	Des Moines	2.4	7.6	27 358	Others/Unknown	0 (0)	0 (0)	0 (0)	0.0 %	0.0 %
WMT	FS	600	Cedar Rapids	1.8	6.0	32 539	Religion/Gospel	0 (0)	0 (0)	0 (0)	0.0 %	0.0 %
WMT-F	AC/CHR	96.1	Cedar Rapids	0.6	1.9	11 344	Soft AC	0 (0)	0 (0)	0 (0)	0.0 %	0.0 %
							Sports	0 (0)	0 (0)	0 (0)	0.0 %	0.0 %
							Standards/EZ	12 (1)	0 (0)	12 (1)	8.3 %	6.4 %
Totals								27 (8)	118 (14)	145 (22)		

WATERLOO-CEDAR FALLS

Consolidation Report	12+	25-54	Revenue
Bahakel KFMW-FM, KOKZ-FM, KWLO-AM, KXEL-AM	28.5 %	28.1 %	38.9 %
Cumulus KCRR-FM, KKCV-FM, KOEL-AM, KOEL-FM	28.5 %	34.4 %	51.0 %
Local KCNZ-AM, KCVF-FM, KONZ-AM	9.5 %	10.8 %	10.0 %
	66.5 %	73.3 %	99.9 %

AM Stations

Station	Frequency	Power	Format	Company	City
KWLO	1330	5 kw (DA-2)	Standards	Westwd	Waterloo

FM Stations

Station	Frequency	Power	Format	Company	City
KCRR	97.7	16 kw @ 407	AOR/Classic AOR	\$ NA Christal	Grundy Center
KCVF	96.1	6 kw @ 328	CHR/AC	\$ NA ---	Hudson
KFMW	107.9	100 kw @ 1804	AOR	Westwd \$30.00 Katz	Waterloo
KKCV	98.5	15 kw @ 423	Country	\$30.00 Allied	Cedar Falls
KOEL	92.3	100 kw @ 991	Country	ABC \$34.00 Banner	Oelwein
KOKZ	105.7	100 kw @ 1322	Oldies	\$20.00 Katz	Waterloo

Notes: KZIA-F - See Cedar Rapids

FORMAT CODES

AC - Adult Contemporary	J - Jazz and New Adult Contemporary
AC-NR - Modern AC	KIDS - Children's
AOR - Album Oriented Rock	N - News
AOR-NR - New Rock	O - Oldies (50's & 60's)
AOR-P - Progressive AOR	REL - Religion, Christian
B - Black (audience 75%+ Black)	REL-CC - Contemporary Christian
B/AC - Black Adult Contemporary	SAC - Soft Adult Contemporary
B/G - Black Gospel	SP - Hispanic/Spanish
B/O - Black Oldies	SP-C - Hispanic Contemporary
BIZ - Business News & Talk	SP-NT - Hispanic News/Talk/Information
C - Country	SP-R - Hispanic-Regional
C/O - Classic Country	SP-TP - Hispanic-Tropical
CHR - Contemporary Hit Radio, Top 40	SP-VA - Hispanic Variety
CL - Classical	SP-TJ - Tejano
CL AOR - Classic AOR, Classic Rock	SPRTS - Sports
CL HITS - Classic Hits/70's Oldies	ST - Standards, Big Band, Nostalgia
E - Ethnic (usually Foreign Lang.)	T - Talk
EZ - Easy Listening, Beautiful Music	U - Urban (majority of audience is non-white)
FS - Full Service	VA - Variety
G - Gospel	? - Others or Unknown

REVENUE LEVEL CODES

A - Less than \$500,000	E - \$3,000,000 to \$3,999,999	I - \$10,000,000 to \$14,999,999
B - \$500,000 to \$999,999	F - \$4,000,000 to \$4,999,999	J - \$15,000,000 to \$19,999,999
C - \$1,000,000 to \$1,999,999	G - \$5,000,000 to \$6,999,999	K - \$20,000,000 to \$29,999,999
D - \$2,000,000 to \$2,999,999	H - \$7,000,000 to \$9,999,999	L - \$30,000,000+

WEST PALM BEACH

Arbitron Rank: 50 Pop (12+): 918,800	Stations: 44 / 25	Last Year's Revenue: \$50,100,000
MSA Rank: 59	Diaries: 2,055/ 447:1/ 52.7%	Household income: \$49,418
MSA Pop: 1,060,000	Sample Target: 2,130	Total Retail Sales: \$14.0 Bil.
DMA: 50	% Below Line: 30.1	#1 Biller: WEAT-F \$10,000,000
Average Persons Rating: 15.8	% Not Listed: 12.4	#1 Billing Portfolio
Market TSL In Hours: 21.25	Pop per Station: 36,752	CBS/Infinity \$21,400,000

12+ Metro	Format	Spring 00 1/4 Share	Win 00	Fall 99	Sum 99	Spg 99	4-Book Avg.	12+ Metro Cume / Rtg.	Fall 99	Spg 99	12+ TSA AQH / Cume	Revenue Level	
1	WEAT-F	123 / 8.5	9.0	8.6	9.7	9.2	8.9	1330 / 14.5	17.0	18.5	169 / 2127	H	WEAT-F
2	WJBW-F	113 / 7.8	6.8	7.2	6.3	5.4	7.0	1215 / 13.2	11.1	12.1	138 / 1530	C	WJBW-F
3	WIRK-F	77 / 5.3	4.2	5.7	5.6	5.7	5.2	969 / 10.5	10.8	11.6	96 / 1359	H	WIRK-F
4	WEDR-F	66 / 4.5	4.4	4.7	4.5	4.1	4.5	985 / 10.7	11.4	9.8	196 / 2958		WEDR-F
5	WJNO	58 / 4.0	3.1	4.1	4.6	4.7	3.9	817 / 8.9	10.6	10.6	78 / 1112	D	WJNO
6	WLDI-F	53 / 3.7	3.5	2.8	3.6	3.4	3.4	1257 / 13.7	11.4	12.3	94 / 2149	C	WLDI-F
7	WTMI-F	51 / 3.5	2.8	3.0	2.9	3.0	3.1	699 / 7.6	6.5	6.9	154 / 1980		WTMI-F
8	WPBZ-F	50 / 3.4	3.3	2.8	3.0	3.1	3.1	859 / 9.3	8.4	8.7	84 / 1395	E	WPBZ-F
9	WRMF-F	47 / 3.2	5.2	4.3	4.5	5.0	4.3	873 / 9.5	11.7	11.9	72 / 1661	I	WRMF-F
10	WKGR-F	44 / 3.0	2.7	2.9	3.3	2.8	3.0	776 / 8.4	9.6	9.7	70 / 1365	F	WKGR-F
11	WMBX-F	41 / 2.8	2.2	2.2	2.1	2.3	2.3	812 / 8.8	8.3	8.7	64 / 1347	C	WMBX-F
12	WLVE-F	37 / 2.6	1.9	1.8	1.8	2.1	2.0	488 / 5.3	4.7	5.1	132 / 2064		WLVE-F
13	WPOW-F	34 / 2.3	2.5	2.1	2.3	1.8	2.3	838 / 9.1	8.9	8.9	126 / 2861		WPOW-F
14	WZZR-F	33 / 2.3	1.5	1.9	1.7	1.8	1.8	398 / 4.3	3.0	4.1	65 / 776		WZZR-F
15	WDBF-AA	32 / 2.2	3.2	2.3	2.3	2.5	2.5	491 / 5.3	5.5	5.8	32 / 521	B	WDBF-AA
16	WBGG-F	30 / 2.1	2.3	2.3	2.2	2.3	2.2	570 / 6.2	6.9	6.7	132 / 2311		WBGG-F
17	WOLL-F	28 / 1.9	1.7	2.6	1.7	2.2	2.0	544 / 5.9	6.3	5.9	47 / 831	C	WOLL-F
18	WRLX-F	26 / 1.8	1.8	2.5	1.7	1.9	1.9	460 / 5.0	6.1	5.2	27 / 498	D	WRLX-F
19	WHQT-F	25 / 1.7	1.8	2.6	2.1	2.0	2.1	482 / 5.2	6.6	6.0	124 / 1780		WHQT-F
20	WWLV-F	24 / 1.7	1.6	1.3	1.6	1.7	1.6	330 / 3.6	3.3	4.5	43 / 523	B	WWLV-F

12+ FM Share (Metro): 83.08% (1056 of 1271) (Spring 99: 78.73%)

Teens	18-34	18-49	25-49	25-54	35+	12+ AMD	12+ Mid	12+ PMD	12+ Eve	12+ Wknd
1 WEDR-F >	1 WEAT-F	1 WEAT-F >	1 WEAT-F >	1 WEAT-F >	1 WJBW-F	1 WEAT-F >	1 WEAT-F	1 WEAT-F	1 WEDR-F	1 WJBW-F >
2 WLDI-F <	1 WPBZ-F	2 WEDR-F <	2 WKGR-F <	2 WIRK-F	2 WEAT-F >	2 WJBW-F <	2 WJBW-F >	2 WJBW-F >	2 WLDI-F	2 WEDR-F <
3 WPOW-F >	3 WEDR-F <	3 WPBZ-F <	3 WPBZ-F	3 WKGR-F <	3 WJNO	3 WIRK-F	3 WIRK-F <	3 WJNO <	3 WJBW-F	3 WEAT-F
4 WPBZ-F >>	4 WIRK-F <	4 WKGR-F	3 WMBX-F <	4 WPBZ-F	4 WIRK-F <	4 WBGG-F	4 WJNO	4 WIRK-F <	3 WEAT-F	4 WTMI-F <
	5 WLDI-F <	4 WIRK-F <	5 WIRK-F	4 WRMF-F <	5 WTMI-F >	5 WJNO	5 WZZR-F	5 WEDR-F	5 WPOW-F <	5 WIRK-F
	6 WMBX-F	6 WMBX-F <	6 WRMF-F	6 WMBX-F	6 WDBF-AA	6 WKGR-F <	6 WRMF-F	6 WLDI-F <	6 WIRK-F <	6 WPBZ-F <
	6 WPOW-F	7 WLDI-F	7 WEDR-F <	7 WEDR-F	6 WLVE-F	7 WEDR-F	7 WTMI-F	7 WPBZ-F <	7 WPBZ-F	7 WLDI-F
	8 WRMF-F <	7 WRMF-F	8 WBGG-F	8 WBGG-F	6 WRMF-F <	8 WLDI-F <	8 WPBZ-F <	8 WRMF-F <	8 WRLX-F	8 WKGR-F <
	9 WZTA-F	9 WBGG-F <	9 WZZR-F	9 WZZR-F <	9 WKGR-F <	9 WRMF-F <	9 WMBX-F	9 WTMI-F	9 WTMI-F <	9 WLVE-F <
	9 WKGR-F	10 WZZR-F <	10 WLDI-F <	10 WLDI-F <	10 WOLL-F	10 WPBZ-F <	9 WEDR-F <	9 WMBX-F <	10 WRMF-F <	10 WRMF-F <

Wom 18-24	Wom 18-34	Wom 25-34	Wom 18-49	Wom 25-54	Men 18-24	Men 18-34	Men 25-34	Men 18-49	Men 25-54	12+ Ovrnite
1 WEDR-F >	1 WMBX-F <	1 WMBX-F >	1 WEAT-F >	1 WEAT-F >	1 WLDI-F	1 WPBZ-F	1 WPBZ-F	1 WKGR-F	1 WKGR-F	1 WEDR-F
2 WPOW-F	2 WEOR-F <	2 WEAT-F	2 WMBX-F	2 WMBX-F <	1 WEDR-F >	2 WEAT-F	2 WEAT-F	2 WPBZ-F <	2 WEAT-F <	2 WEAT-F
2 WLDI-F >	3 WEAT-F <	2 WIRK-F	3 WIRK-F	3 WIRK-F	3 WPOW-F	3 WPOW-F <	3 WZTA-F	3 WEAT-F <	3 WPBZ-F <	3 WIRK-F
4 WEAT-F	4 WLDI-F <	4 WRMF-F	3 WEDR-F <	4 WRMF-F >	4 WEAT-F	4 WIRK-F <	4 WKGR-F	4 WBGG-F <	4 WBGG-F <	3 WJBW-F
5 WPBZ-F >	5 WIRK-F <	5 WPBZ-F	5 WRMF-F	5 WEDR-F	4 WIRK-F	5 WEOR-F	4 WPOW-F	5 WZZR-F	5 WIRK-F	5 WPBZ-F
6 WHYI-F	6 WRMF-F <	6 WLDI-F	5 WLDI-F	5 WLVE-F	4 WPBZ-F >	6 WKGR-F	6 WIRK-F	5 WEDR-F	5 WZZR-F	
5 WMBX-F	7 WPBZ-F	6 WWLV-F	7 WPBZ-F	5 WLDI-F		6 WZTA-F	7 WBGG-F	7 WIRK-F	7 WEDR-F <	
6 WRMF-F	8 WPOW-F	8 WEDR-F	8 WLVE-F	8 WPBZ-F <		8 WLDI-F	7 WZZR-F	8 WPOW-F	8 WRMF-F <	
6 WIRK-F >>	8 WWLV-F	9 WHQT-F	9 WHQT-F	9 WHQT-F		9 WZZR-F	9 WRMA-F >	9 WZTA-F	9 WZTA-F <	
	10 WRLX-F	9 WRLX-F	10 WKGR-F	10 WWLV-F <		9 WBGG-F >		9 WRMF-F	10 WPOW-F	
								9 WLDI-F	10 WQAM	

WEST PALM BEACH

Other Rated Stations				Metro Share	Cume Rating	TSA AQH Cume
WAFC	SP-R	590	Clewiston	0.5	0.8	11 143
WBZT	T	1040	Boynton Beach	0.7	3.8	16 558
WDJA	T/SPRTS	850	West Palm Beach	0.4	2.0	6 211
WJNA	ST	1230	West Palm Beach	1.4	3.9	98 1272
WLVJ	REL	640	Royal Palm Beach	0.3	0.9	8 148
WPBR	T	1340	Lantana	0.4	1.2	8 114
WPSP	SP-TP	1190	Royal Palm Beach	0.4	0.8	6 86
WSBR	T	740	Boca Raton	0.4	2.7	11 421
WSWN	B	900	Belle Glade	0.7	1.6	11 173
WWRF	SP-C	1380	Lake Worth	0.6	1.3	9 119

Other Rated Stations—Outside Market						
				Metro Share	Cume Rating	TSA AQH Cume
WAMR-F	SP	107.5	Miami	1.1	3.1	47 791
WFLC-F	AC	97.3	Miami	0.8	3.2	86 1854
WHYI-F	CHR/AC	100.7	Fort Lauderdale	1.0	6.0	118 2841
WINZ	T	940	Miami	0.3	1.1	36 747
WIOD	N/T	610	Miami	1.2	4.4	76 1839
WKIS-F	C	99.9	Boca Raton	1.2	4.2	174 2433
WLYF-F	SAC	101.5	Miami Beach	1.2	3.9	147 2218
WMGE-F	B/O	103.5	Fort Lauderdale	0.8	3.8	85 1624
WMXJ-F	O	102.7	Pompano Beach	1.3	5.8	136 2364
WQAM	SPRTS	560	Miami	1.2	3.2	117 1454
WRMA-F	SP	106.7	Fort Lauderdale	0.9	3.2	40 707
WRTO-F	SP	98.3	Goulds	1.0	2.4	24 558
WZTA-F	AOR	94.9	Miami Beach	1.3	4.4	141 2000

Consolidation Report	12+	25-54	Revenue
CBS/Infinity WEAT-FM, WIRK-FM, WMBX-FM, WPBZ-FM	20.0 %	24.5 %	42.7 %
Clear Channel, pend. WBZT-AM, WJNA-AM, WJNO-AM, WKGR-FM, WLDI-FM, WOLL-FM, WRLX-FM, WWLV-FM, WZZR-FM	20.5 %	21.1 %	32.6 %
James Crystal WDJA-AM, WLVJ-AM, WRMF-FM	4.0 %	5.4 %	20.0 %
WDBF WDBE-AM, WDBF-AM, WJBW-FM	10.0 %	1.2 %	3.9 %
	54.4 %	52.2 %	99.2 %

Format Performance	AM	FM	Total	%	Yr. Ago
AC	0 (0)	99 (3)	99 (3)	7.8 %	8.8 %
AOR/Classic/NR	0 (0)	143 (4)	143 (4)	11.3 %	13.6 %
Black/Urban	10 (1)	129 (4)	139 (5)	10.9 %	11.6 %
CHR	0 (0)	102 (3)	102 (3)	8.0 %	7.2 %
Classical	0 (0)	51 (1)	51 (1)	4.0 %	3.4 %
Country	0 (0)	94 (2)	94 (2)	7.4 %	8.4 %
Full Service	0 (0)	0 (0)	0 (0)	0.0 %	0.0 %
Hispanic	22 (3)	43 (3)	65 (6)	5.1 %	5.1 %
Jazz	0 (0)	61 (2)	61 (2)	4.8 %	4.3 %
News/Talk	108 (7)	33 (1)	141 (8)	11.1 %	10.6 %
Oldies	0 (0)	47 (2)	47 (2)	3.7 %	3.5 %
Others/Unknown	0 (0)	0 (0)	0 (0)	0.0 %	0.0 %
Religion/Gospel	5 (1)	0 (0)	5 (1)	0.4 %	0.0 %
Soft AC	0 (0)	141 (2)	141 (2)	11.1 %	11.2 %
Sports	18 (1)	0 (0)	18 (1)	1.4 %	1.8 %
Standards/EZ	52 (3)	113 (1)	165 (4)	13.0 %	10.6 %
Totals	215 (16)	1056 (28)	1271 (44)		

AM Stations

WDBE	1000	0.65 kw/0.017 kw	Simul. WDBF				Jupiter
WDBF	1420	5 kw/0.5 kw (OA-2)	Standards	CBS	\$ NA	--	WDBE/WJBW-F Delray Beach
WJNO	1290	10 kw/4.9 kw (DA-2)	News/Talk	CBS	\$73.00	Clr Chnl	Clear Channel West Palm Beach

FM Stations

WEAT	104.3	100 kw @ 1273	Soft AC	\$110.00	Katz	CBS/Infinity	West Palm Beach	
WIRK	107.9	100 kw @ 340	Country	\$115.00	Katz	CBS/Infinity	West Palm Beach	
WJBW	99.5	6 kw @ 308	Standards	\$25.00	Roslin	WDBE/WDBF	Jupiter	
WKGR	98.7	100 kw @ 1380	Classic AOR	\$75.00	Clr Chnl	Clear Channel	Ft. Pierce	
WLDI	95.5	100 kw @ 982	CHR	ABC, Westwd	\$39.00	Clr Chnl	Clear Channel	Ft. Pierce
WMBX	102.3	25 kw @ 328	Modern AC	\$ NA	Christal	CBS/Infinity	Jensen Beach	
WOLL	105.5	19 kw @ 807	Oldies	\$38.00	Clr Chnl	Clear Channel	Hobe Sound	
WPBZ	103.1	50 kw @ 482	AOR-New Rock	\$50.00	Christal	CBS/Infinity	Indiantown	
WRLX	92.1	7 kw @ 499	Black Oldies	\$48.00	Allied	Clr Chnl, pend.	West Palm Beach	
WRMF	97.9	100 kw @ 1350	AC	\$135.00	Allied	James Crystal	Palm Beach	
WWLV	94.3	1.4 kw @ 482	Jazz	\$ NA	Clr Chnl	Clear Channel	Riviera Beach	
WZZR	92.7	50 kw @ 482	Talk	AMFM	\$ NA	Katz	Clear Channel	Stuart

Notes: Other ranked stations -- See Miami-Fort Lauderdale . . . 6/00 WMNE (1600; Riviera Beach) sold by Hibernia to ABC as part of an \$18,900,000 group transaction . . . 8/00 WJNA and WRLX-F sold by James Crystal to Clear Channel (price NA)

WHEELING

Arbitron Rank 223 Pop (12+): 129,500
 MSA Rank: 235
 MSA Pop: 151,000
 DMA: 145 (w/Steubenville)
 Average Persons Rating: 14.6
 Market TSL in Hours 20.00

Stations 17 / 11
 Diaries: 645 / 201:1 / 57.1%
 Sample Target: 640
 % Below Line: 9.5
 % Not Listed: 9.0
 Pop per Station: 11,773

Last Year's Revenue: \$7,900,000
 Household Income: \$32,259
 Total Retail Sales: \$1.48 Bil.
 #1 Biller: WOVK-F \$1,900,000
 #1 Billing Portfolio
 Clear Channel \$5,390,000

12+ Metro	Format	Spring 00 1/4 Share	Fall 99	Spq 99	Fall 98	Spq 98	12+ Metro Cume / Rtg	Fall 99	Spq 99	12+ TSA AQH / Cume	Revenue Level		
1	WOVK-F	C	37 / 19.6	18.2	17.7	16.7	20.6	426 / 32.9	32.9	30.9	54 / 708	C	WOVK-F
2	WOMP-F	CHR/AC	25 / 13.2	15.4	15.4	10.4	11.1	426 / 32.9	33.1	34.3	53 / 867	C	WOMP-F
3	WEGW-F	AOR/CL	21 / 11.1	9.9	6.8	8.6	11.1	267 / 20.6	19.8	16.3	38 / 513	B	WEGW-F
4	WKWK-F	AC	18 / 9.5	9.9	8.0	8.6	11.6	258 / 19.9	17.0	18.4	30 / 433	C	WKWK-F
5	WWVA	FS/T	14 / 7.4	6.6	5.7	6.9	6.3	210 / 16.2	15.9	17.6	17 / 353	C	WWVA
6	WZNW-F	CHR	11 / 5.8	5.5	5.7	8.1	4.2	240 / 18.5	16.5	21.1	15 / 362	A	WZNW-F
7	WOMP	T	10 / 5.3	4.4	6.3	6.3	5.8	164 / 12.6	10.2	11.9	11 / 189	B	WOMP
7	WOGH-F	C	10 / 5.3	6.1	5.1	4.0	4.8	185 / 14.3	13.1	11.8	38 / 526		WOGH-F
9	WEEL-F	O	8 / 4.2	5.0	5.1	4.0	5.3	145 / 11.2	15.9	11.0	9 / 186	A	WEEL-F

12+ FM Share (Metro): 89.93% (384 of 427) (Spring 99: 78.57%)

Teens	18-34	18-49	25-49	25-54	35+	12+ AMD	12+ Mid	12+ PMD	12+ Eve	12+ Wknd
1 WOMP-F >>>	1 WOVK-F	1 WOVK-F	1 WOVK-F	1 WOVK-F	1 WOVK-F >	1 WOVK-F	1 WOVK-F >	1 WOVK-F	1 WOVK-F	1 WOVK-F >
2 WOVK-F	1 WEGW-F	2 WEGW-F	2 WEGW-F >	2 WEGW-F >	2 WKWK-F	2 WWVA	2 WEGW-F <	2 WOMP-F	1 WOMP-F <	2 WOMP-F >
2 WZNW-F >>	1 WOMP-F >>	3 WOMP-F	3 WOMP-F	3 WKWK-F	3 WWVA	3 WOMP-F	3 WOMP-F	3 WEGW-F >	3 WEGW-F >	3 WEGW-F
	4 WOGH-F	4 WKWK-F	4 WKWK-F >	3 WOMP-F	4 WOMP	3 WKWK-F	4 WKWK-F	4 WKWK-F	4 WKWK-F >	4 WZNW-F
	4 WZNW-F		5 WOGH-F	5 WWVA	4 WEGW-F	5 WEGW-F	5 WWVA <	5 WWVA		5 WKWK-F
			5 WZNW-F	5 WZNW-F	6 WOMP-F	6 WOMP <	6 WOMP			6 WEEL-F
				5 WOGH-F	7 WEEL-F					6 WOGH-F

Wom 18-24	Wom 18-34	Wom 25-34	Wom 18-49	Wom 25-54	Men 18-24	Men 18-34	Men 25-34	Men 18-49	Men 25-54	12+ Ovrnite
1 WOMP-F >>>	1 WOMP-F	1 WOVK-F	1 WOVK-F >	1 WOVK-F >>>	1 WOVK-F	1 WEGW-F >	1 WEGW-F >>	1 WEGW-F >	1 WEGW-F >	1 WOVK-F >
2 WKWK-F >>>	2 WOVK-F >	2 WEGW-F	2 WOMP-F	2 WKWK-F	1 WEGW-F	2 WOVK-F	2 WOVK-F >	2 WOVK-F	2 WOVK-F >	2 WOMP-F
	3 WOGH-F	2 WOMP-F >	3 WKWK-F	3 WEGW-F	1 WOMP-F >>	3 WOMP-F >>	3 WOMP-F	3 WOMP-F >	3 WOMP-F	3 WEGW-F >
	3 WEGW-F	4 WOGH-F >	4 WEGW-F >	3 WOMP-F >		3 WWVA	3 WWVA	4 WKWK-F	3 WWVA	4 WEEL-F >>
	3 WKWK-F >					3 WZNW-F >>	4 WWVA	4 WWVA	5 WOGH-F	
							4 WZNW-F	5 WKWK-F	5 WKWK-F	

Other Rated Stations				Metro Share	Cume Rating	TSA AQH Cume	Format Performance	AM	FM	Total	%	Yr. Ago
WBBD	ST	1400	Wheeling	3.2	8.9	6 115	AC	0 (0)	51 (2)	51 (2)	11.9 %	6.0 %
WBNV-F	SAC	93.5	Barnesville, OH	1.1	3.4	4 91	AOR/Classic/NR	0 (0)	70 (3)	70 (3)	16.4 %	11.2 %
WRKP-F	REL-CC	96.5	Moundsville	1.1	2.7	2 35	Black/Urban	0 (0)	0 (0)	0 (0)	0.0 %	0.0 %
Other Rated Stations—Outside Market				Metro Share	Cume Rating	TSA AQH Cume	CHR	0 (0)	63 (2)	63 (2)	14.8 %	15.1 %
KDKA	N/T	1020	Pittsburgh	1.1	2.7	9 148	Classical	0 (0)	0 (0)	0 (0)	0.0 %	0.0 %
WCDK-F	O	106.3	Cadiz, OH	1.6	5.1	13 246	Country	0 (0)	66 (3)	66 (3)	15.5 %	20.0 %
WDVE-F	AOR	102.5	Pittsburgh	0.5	3.4	23 261	Full Service	0 (0)	0 (0)	0 (0)	0.0 %	0.0 %
WWCS	E	540	Canonsburg, PA	0.5	1.5	3 61	Hispanic	14 (1)	89 (4)	103 (5)	24.1 %	25.7 %
WXDX-F	AOR-NR	105.9	Pittsburgh	0.5	3.2	6 142	Jazz	0 (0)	0 (0)	0 (0)	0.0 %	0.0 %
Consolidation Report				12+	25-54	Revenue	News/Talk	21 (3)	0 (0)	21 (3)	4.9 %	4.1 %
Clear Channel				56.6 %	63.2 %	68.2 %	Oldies	0 (0)	26 (2)	26 (2)	6.1 %	8.3 %
WBBB-AM, WEGW-FM, WKWK-FM, WOVK-FM, WWVA-AM, WZNW-FM							Others/Unknown	4 (1)	0 (0)	4 (1)	0.9 %	0.9 %
Keymarket				23.8 %	19.4 %	28.2 %	Religion/Gospel	0 (0)	0 (0)	0 (0)	0.0 %	0.5 %
WOGH-FM, WOMP-AM, WOMP-FM							Soft AC	0 (0)	19 (1)	19 (1)	4.4 %	5.5 %
				80.4 %	82.6 %	96.4 %	Sports	4 (1)	0 (0)	4 (1)	0.9 %	0.7 %
							Standards/EZ	0 (0)	0 (0)	0 (0)	0.0 %	2.1 %
							Totals	43 (6)	384 (17)	427 (23)		

WHEELING

AM Stations

WOMP	1290	1 kw/0.033 kw	Talk	ABC, Westwd	\$<20.00	--	Keymarket	Bellaire, OH
WWVA	1170	50 kw (DA-N)	Full Service/Talk	Westwd, ABC	\$24.00	Sentry	Clear Channel	Wheeling

FM Stations

WEEL	95.7	1.7 kw @ 627	Oldies	ABC, AMFM	\$<20.00	--	Adventure	Shadyside
WEGW	107.5	10.5 kw @ 883	AOR/Classic AOR		\$17.00	Sentry	Clear Channel	Wheeling
WKWK	97.3	50 kw @ 420	AC	AMFM	\$23.00	Sentry	Clear Channel	Wheeling
WOGH	103.5	15.9 kw @ 880	Country		\$ NA	--	Keymarket	Steubenville, OH
WOMP	100.5	48 kw @ 500	CHR		\$25.00	Regional	Keymarket	Bellaire, OH
WOVK	98.7	50 kw @ 390	Country	AMFM	\$35.00	Sentry	Clear Channel	Wheeling
WZNW	105.5	13.5 kw @ 312	AC/CHR	AMFM, Westwd	\$<20.00	Sentry	Clear Channel	Bethlem

Notes: WEEL-F is LMA'd to Clear Channel . . . 2/00 WRKY-F (103.5; Steubenville, OH) changed calls to WOGH-F ("Froggy"); remains Country

WICHITA

Arbitron Rank: 84 Pop (12+): 450,400
MSA Rank: 103
MSA Pop: 522,000
DMA: 65
Average Persons Rating: 14.4
Market TSL in Hours: 19.25

Stations: 20 / 20
Diaries: 1,012/ 445:1/ 55.2%
Sample Target: 1,010
% Below Line: 0.0
% Not Listed: 11.1
Pop per Station: 22,520

Last Year's Revenue: \$29,000,000
Household Income: \$47,267
Total Retail Sales: \$5.5 Bil.
#1 Biller: KFDI-AF \$5,200,000
#1 Billing Portfolio
Clear Channel \$13,000,000

12+ Metro	Format	Spring 00 1/4 Share	Win 00	Fall 99	Sum 99	Spg 99	4-Book Avg.	12+ Metro Cume / Rtg.	Fall 99	Spg 99	12+ TSA AQH / Cume	Revenue Level		
1	KFDI-F	C	68 / 10.5	10.6	8.7	7.7	11.5	9.4	838 / 18.6	19.6	26.5	88 / 1107	G*	KFDI-F
2	KKRD-F	CHR	54 / 8.3	10.4	7.5	7.9	9.4	8.5	1007 / 22.4	21.6	24.6	71 / 1324	E	KKRD-F
3	KRBB-F	AC	50 / 7.7	6.8	5.7	5.3	6.4	6.4	665 / 14.8	13.6	14.3	74 / 863	E	KRBB-F
4	KZSN-F	C	46 / 7.1	7.5	7.8	11.1	7.6	8.4	783 / 17.4	17.0	18.1	60 / 1027	E	KZSN-F
5	KICT-F	AOR	43 / 6.6	6.7	8.3	5.9	6.2	6.9	613 / 13.6	14.8	15.5	59 / 833	D	KICT-F
6	KFDI	C	39 / 6.0	5.9	4.7	3.7	4.5	5.1	431 / 9.6	8.1	8.7	53 / 528	*	KFDI
6	KDGS-F	B	39 / 6.0	4.3	7.2	5.3	5.8	5.7	613 / 13.6	13.1	11.7	43 / 683	B	KDGS-F
8	KEYN-F	O	29 / 4.5	4.6	6.4	5.9	5.3	5.3	599 / 13.3	14.0	12.9	37 / 735	C	KEYN-F
8	KFXJ-F	CL AOR	29 / 4.5	4.8	5.5	4.3	4.5	4.8	531 / 11.8	12.9	9.7	30 / 577	C	KFXJ-F
10	KRZZ-F	AOR/CL	27 / 4.2	4.5	4.6	6.4	5.6	4.9	582 / 12.9	14.8	14.7	33 / 689	D	KRZZ-F
10	KFH	T	27 / 4.2	3.8	4.4	3.7	2.8	4.0	417 / 9.3	9.2	9.5	31 / 482	B	KFH
12	KNSS	N/T	24 / 3.7	3.3	3.7	2.6	2.5	3.3	425 / 9.4	8.2	8.2	27 / 469	D	KNSS
13	KWCY-F	C	20 / 3.1	3.6					361 / 8.0			26 / 511		KWCY-F
14	KTLI-F	REL-CC	18 / 2.8	2.3	3.2	3.5	3.1	2.9	267 / 5.9	7.1	7.8	21 / 313	B	KTLI-F
15	KOEZ-F	AC/CHR	16 / 2.5	1.3	3.1	3.5	3.9	2.6	305 / 6.8	7.0	7.4	19 / 405	B	KOEZ-F
15	KMYR	ST	16 / 2.5	1.0			0.8		208 / 4.6		1.5	16 / 216		KMYR
17	KYQQ-F	C	10 / 1.5	2.2	2.0	1.6	2.0	1.8	332 / 7.4	6.9	6.2	35 / 557	B	KYQQ-F

12+ FM Share (Metro): 80.38% (463 of 576) (Spring 99: 86.16%)

Teens	18-34	18-49	25-49	25-54	35+	12+ AMD	12+ Mid	12+ PMD	12+ Eve	12+ Wknd	
1	KDGS-F <	1 KICT-F	1 KKRD-F	1 KRBB-F	1 KRBB-F	1 KFDI-F >	1 KFDI-F	1 KFDI-F <	1 KKRD-F	1 KKRD-F	1 KFDI-F
2	KKRD-F >>>	2 KKRD-F <	1 KICT-F <	1 KZSN-F	2 KZSN-F	2 KFDI	2 KRBB-F	2 KRBB-F	2 KFDI-F	2 KDGS-F <	2 KKRD-F <
3	KICT-F >>	3 KDGS-F >	3 KZSN-F <	3 KKRD-F	3 KKRD-F	3 KRBB-F	3 KKRD-F	3 KICT-F	3 KDGS-F	3 KFDI-F >	3 KZSN-F
4	KRZZ-F	4 KRBB-F	4 KRBB-F	3 KICT-F	3 KICT-F <	4 KZSN-F	4 KZSN-F <	3 KZSN-F <	3 KFH <	4 KICT-F <	4 KDGS-F <
4	KRBB-F	5 KFXJ-F <	5 KFXJ-F	5 KFXJ-F <	5 KEYN-F	5 KICT-F <	5 KNSS	5 KZSN-F	5 KRBB-F <	5 KICT-F <	5 KICT-F <
4	KZSN-F	6 KDGS-F <	6 KRZZ-F	6 KRZZ-F <	6 KKRD-F <	6 KFDI <	5 KFDI <	5 KICT-F <	6 KFXJ-F	6 KFDI	6 KFDI
7	KFXJ-F <	7 KRZZ-F	7 KFDI-F	7 KEYN-F	7 KNSS <	7 KRZZ-F <	7 KRZZ-F <	7 KRBB-F	7 KRBB-F	6 KZSN-F <	7 KRBB-F
		8 KFDI-F <	8 KEYN-F	8 KFDI-F	8 KFXJ-F <	8 KDGS-F >	8 KFXJ-F <	8 KFDI <	8 KFH	8 KFH	8 KEYN-F
			8 KFH <	9 KFH	9 KFH	9 KEYN-F	9 KFH	9 KFXJ-F <	9 KFH	9 KFXJ-F <	9 KFXJ-F <
					10 KMYR		9 KEYN-F	10 KEYN-F			10 KWCY-F <

Wom 18-24	Wom 18-34	Wom 25-34	Wom 18-49	Wom 25-54	Men 18-24	Men 18-34	Men 25-34	Men 18-49	Men 25-54	12+ Ovrnite
1	KKRD-F	1 KKRD-F	1 KRBB-F	1 KRBB-F >	1 KDGS-F	1 KICT-F >>	1 KICT-F >	1 KICT-F >	1 KICT-F >	1 KFDI-F <
1	KDGS-F >	2 KRBB-F <	2 KRBB-F >	2 KKRD-F <	2 KZSN-F <	1 KICT-F >	2 KDGS-F	2 KFH	2 KKRD-F	2 KFH
3	KWCY-F	3 KDGS-F >	3 KDGS-F	3 KZSN-F >	3 KKRD-F >	3 KKRD-F >>	3 KRZZ-F	3 KRZZ-F	2 KRZZ-F	2 KZSN-F <
3	KRBB-F	4 KICT-F	3 KICT-F	4 KDGS-F	4 KFXJ-F	4 KRZZ-F >>	4 KFH	4 KFXJ-F	2 KZSN-F <	4 KRZZ-F
3	KZSN-F	4 KZSN-F >	5 KZSN-F	4 KFXJ-F	5 KEYN-F		5 KKRD-F	5 KZSN-F >	5 KFH <	4 KFXJ-F <
3	KICT-F >	6 KRZZ-F	5 KRZZ-F	6 KTLI-F	5 KRZZ-F		5 KFXJ-F	6 KNSS	6 KFXJ-F <	6 KEYN-F <
		6 KWCY-F		6 KFDI-F	5 KFDI-F		7 KZSN-F	6 KWCY-F	7 KDGS-F	7 KFDI-F <
		6 KYQQ-F		8 KRZZ-F	8 KTLI-F				8 KRBB-F	8 KKRD-F
				8 KEYN-F					9 KFDI-F	8 KRBB-F
				8 KICT-F					10 KWCY-F	

Other Rated Stations	Metro Share	Cume Rating	TSA AQH Cume
KANR-F	J*	92.7	Belle Plaine 1.2 2.3 8 119
KQAM	SPRTS	1480	Wichita 1.1 4.0 7 179
KWSJ-F	AC/CHR*	98.7	Clearwater 0.9 4.1 7 226

WICHITA

Consolidation Report				Format Performance						
	12+	25-54	Revenue		AM	FM	Total	%	Yr. Ago	
Clear Channel	27.3 %	33.1 %	44.8 %	AC	0 (0)	72 (3)	72 (3)	12.5 %	8.9 %	
KKRD-FM, KRBB-FM, KRZZ-FM, KZSN-FM				AOR/Classic/NR	0 (0)	99 (3)	99 (3)	17.2 %	13.3 %	
Entercom	23.5 %	23.5 %	14.5 %	Black/Urban	0 (0)	0 (0)	0 (0)	0.0 %	0.0 %	
KDGS-FM, KEYN-FM, KFH-AM, KNSS-AM, KQAM-AM, KWCV-FM, KWSJ-FM				CHR	0 (0)	93 (2)	93 (2)	16.1 %	16.5 %	
Journal Broadcast Group	31.5 %	26.5 %	35.4 %	Classical	0 (0)	0 (0)	0 (0)	0.0 %	0.0 %	
KFDI-AM, KFDI-FM, KFXJ-FM, KICT-FM, KOEZ-FM, KYQQ-FM				Country	39 (1)	144 (4)	183 (5)	31.8 %	29.4 %	
	82.4 %	83.1 %	94.7 %	Full Service	0 (0)	0 (0)	0 (0)	0.0 %	0.0 %	
				Hispanic	0 (0)	0 (0)	0 (0)	0.0 %	0.0 %	
				Jazz	0 (0)	8 (1)	8 (1)	1.4 %	3.2 %	
				News/Talk	51 (2)	0 (0)	51 (2)	8.9 %	6.5 %	
				Oldies	0 (0)	29 (1)	29 (1)	5.0 %	11.0 %	
				Others/Unknown	0 (0)	0 (0)	0 (0)	0.0 %	0.0 %	
				Religion/Gospel	0 (0)	18 (1)	18 (1)	3.1 %	4.2 %	
				Soft AC	0 (0)	0 (0)	0 (0)	0.0 %	0.0 %	
				Sports	7 (1)	0 (0)	7 (1)	1.2 %	1.2 %	
				Standards/EZ	16 (1)	0 (0)	16 (1)	2.8 %	5.3 %	
				Totals	113 (5)	463 (15)	576 (20)			

AM Stations

Station	Freq	Power	Format	Company	Revenue	Advertiser	Agency	Market
KFDI	1070	10 kw/1 kw (DA-N)	Country	ABC	\$45.00	Allied	Journal Bcst Gp	Wichita
KFH	1330	5 kw (DA-N)	Talk	CBS, Westwd	\$<20.00	Katz	Entercom	Wichita
KMYR	1410	5 kw/1 kw (DA-2)	Standards	USA	\$ NA	---	KSGL	Wichita
KNSS	1240	1 kw	News/Talk	Westwd, ABC	\$27.00	D&R	Entercom	Wichita

FM Stations

Station	Freq	Power	Format	Company	Revenue	Advertiser	Agency	Market
KDGS	93.9	25 kw @ 328	Dance CHR		\$ NA	Allied	Entercom	Andover
KEYN	103.7	100 kw @ 860	Oldies	ABC, Westwd, CBS	\$30.00	Eastman	Entercom	Wichita
KFDI	101.3	100 kw @ 1140	Country	ABC	\$58.00	Allied	Journal Bcst Gp	Wichita
KFXJ	104.5	46 kw @ 515	Classic AOR	Westwd	\$<20.00	Eastman	Journal Bcst Gp	Augusta
KICT	95.1	100 kw @ 897	AOR	ABC	\$38.00	Allied	Journal Bcst Gp	Wichita
KKRD	107.3	100 kw @ 860	CHR		\$45.00	D&R	Clear Channel	Wichita
KOEZ	92.3	100 kw @ 640	Hot AC	Westwd	\$24.00	Eastman	Journal	Newton
KRBB	97.9	100 kw @ 993	AC		\$42.00	Christal	Clear Channel	Wichita
KRZZ	96.3	50 kw @ 492	AOR/Classic Rock		\$40.00	D&R	Clear Channel	Derby
KTLI	99.1	100 kw @ 515	Contemp. Christian		\$<20.00	---		El Dorado
KWCY	105.3	100 kw @ 993	Country		\$ NA	Katz	Entercom	Hayesville
KYQQ	106.5	100 kw @ 1280	Country	ABC	\$20.00	---	Journal Bcst Gp	Arkansas City
KZSN	102.1	100 kw @ 1032	Country	AMFM	\$60.00	Katz	Clear Channel	Hutchinson

Notes: * KFDI-F revenue level includes KFDI revenue . . . ^ The Jazz format of KANR-F moved to KWSJ-F (ex-KAYY-F) in May (during the survey); KANR-F changed to Dance CHR at that time; we have chosen to show as the stations' formats those that were current during the bulk of the survey . . . 5/00 KLLS-F changed calls to KFXJ-F; remains Classic AOR . . . 6/00 KYQQ-F changed from Country to Black Oldies as KSJM-F

WILKES BARRE-SCRANTON

Arbitron Rank: 64	Pop (12+): 634,900	Stations: 44 / 33	Last Year's Revenue: \$27,700,000
MSA Rank: 85		Diaries: 1,310/ 485:1/ 60.7%	Household Income: \$39,221
MSA Pop: 614,000		Sample Target: 1,270	Total Retail Sales: \$7.3 Bil.
DMA: 52		% Below Line: 10.1	#1 Biller: WKRZ-FF \$6,100,000
Average Persons Rating: 16.6		% Not Listed: 14.1	#1 Billing Portfolio
Market TSL in Hours: 22.50		Pop per Station: 19,239	Entercom \$10,950,000

12+ Metro	Format	Spring 00 1/4 Share	Win 00	Fall 99	Sum 99	Spg 99	4-Book Avg.	12+ Metro Cume / Rtg.	Fall 99	Spg 99	12+ TSA AQH / Cume	Revenue Level		
1	WKRZ-FF	CHR	141 / 13.4	11.2	12.7	12.3	11.9	12.4	2175 / 34.3	33.5	33.9	169 / 2627	G	WKRZ-FF
2	WEZX-FF	CL AOR	81 / 7.7	7.8	7.2	6.5	8.4	7.3	834 / 13.1	14.5	14.8	93 / 984	E	WEZX-FF
3	WGGY-F	C	78 / 7.4	7.8	7.2	6.5	8.4	7.2	1053 / 16.6	18.3	16.7	97 / 1391	E*	WGGY-F
4	WMGS-F	AC	77 / 7.3	9.2	8.0	8.0	9.2	8.1	1072 / 16.9	17.3	18.8	84 / 1216	E	WMGS-F
5	WXBE-FF	AOR	54 / 5.1	6.3	5.5	6.1	6.6	5.8	853 / 13.4	13.5	15.1	78 / 1244	C	WXBE-FF
6	WBHT-FF	CHR	53 / 5.0	5.1	5.4	4.3	4.7	5.0	1119 / 17.6	17.3	17.1	66 / 1257	B	WBHT-FF
7	WILK-AA	T/N	46 / 4.4	5.1	4.7	4.7	3.7	4.7	621 / 9.8	10.4	8.5	48 / 636	C	WILK-AA
8	WNAK	ST	42 / 4.0	2.5	3.4	3.1	4.3	3.2	417 / 6.6	4.6	4.0	42 / 417	B	WNAK
9	WQFM-FF	O	36 / 3.4	2.7	3.8	3.8	3.2	3.4	587 / 9.3	9.2	8.9	39 / 654	B	WQFM-FF
10	WCTD-FF	C	29 / 2.8	2.4	2.4	2.0	3.3	2.4	441 / 6.9	6.1	7.0	38 / 593	B	WCTD-FF
11	WSHG-FF	SAC	26 / 2.5	3.2	1.6	1.0	1.5	2.1	477 / 7.5	6.6	6.3	26 / 507	A	WSHG-FF
12	WZZO-F	AOR	22 / 2.1	1.6	1.6	2.2	1.4	1.9	212 / 3.3	3.2	3.1	35 / 399		WZZO-F
13	WODE-F	O	21 / 2.0	1.5	1.5	1.1	1.8	1.5	294 / 4.6	4.1	5.6	43 / 625		WODE-F
14	WARM	T/N	18 / 1.7	2.3	1.7	1.8	2.4	1.9	398 / 6.3	6.9	8.1	22 / 451	B	WARM
15	WHLM-F	AC/CHR	16 / 1.5	1.5	1.8	0.7	2.1	1.4	296 / 4.7	4.5	4.3	24 / 456		WHLM-F
15	WICK-AA	O	16 / 1.5	0.7	1.0	0.8	0.7	1.0	285 / 4.5	2.6	2.8	16 / 285		WICK-AA
15	WKAB-F	O	16 / 1.5	1.7	1.6	2.0	1.1	1.7	285 / 4.5	3.3	3.3	22 / 349		WKAB-F
18	WVPO	ST	14 / 1.3	1.2	0.6	1.0	0.7	1.0	70 / 1.1	1.0	1.1	14 / 73		WVPO
19	WCTO-F	C	13 / 1.2	1.4	0.8	0.6	0.9	1.0	121 / 1.9	1.9	2.1	28 / 336		WCTO-F
20	WEJL-AA	SPRTS	12 / 1.1	5.3	4.3	4.7	5.0	3.9	246 / 3.9	7.5	9.8	12 / 253	A	WEJL-AA
20	WSBG-F	CHR	12 / 1.1	1.8	1.8	2.0	1.9	1.7	294 / 4.6	5.1	5.3	17 / 331	A	WSBG-F
22	WKJN-AA	ST	11 / 1.0	0.1	0.3	0.2	0.2	0.4	175 / 2.8	0.7	1.1	11 / 184		WKJN-AA

12+ FM Share (Metro): 80.64% (729 of 904) (Spring 99: 79.16%)

Teens	18-34	18-49	25-49	25-54	35+	12+ AMD	12+ Mid	12+ PMD	12+ Eve	12+ Wknd
1 WKRZ-FF >>>	1 WKRZ-FF >	1 WKRZ-FF >	1 WKRZ-FF	1 WKRZ-FF >	1 WMGS-F <	1 WKRZ-FF >	1 WKRZ-FF >	1 WKRZ-FF >	1 WKRZ-FF >	1 WKRZ-FF >
2 WBHT-FF >>	2 WXBE-FF	2 WEZX-FF >	2 WEZX-FF >	2 WEZX-FF	2 WKRZ-FF	2 WGGY-F <	2 WMGS-F <	2 WEZX-FF	2 WBHT-FF <	2 WGGY-F <
3 WEZX-FF >>	3 WEZX-FF	3 WXBE-FF	3 WXBE-FF <	3 WMGS-F	3 WGGY-F	3 WMGS-F <	3 WEZX-FF	3 WGGY-F	3 WEZX-FF <	3 WMGS-F <
4 WBHT-FF	4 WGGY-F <	4 WMGS-F <	4 WGGY-F <	4 WGGY-F <	4 WEZX-FF <	4 WEZX-FF <	4 WGGY-F <	4 WMGS-F	4 WGGY-F	4 WEZX-FF
5 WGGY-F >	5 WMGS-F	5 WGGY-F >	5 WXBE-FF >	5 WILK-AA <	5 WXBE-FF	5 WILK-AA >	5 WILK-AA >	5 WBHT-FF	4 WXBE-FF	4 WNAK
6 WZZO-F <	6 WBHT-FF >	6 WBHT-FF >	6 WBHT-FF >	6 WNAK	6 WILK-AA	6 WQFM-FF <	6 WXBE-FF	6 WXBE-FF	6 WMGS-F >>	6 WBHT-FF
	7 WZZO-F >	7 WZZO-F	7 WQFM-FF	7 WQFM-FF >	7 WQFM-FF >	7 WBHT-FF	7 WBHT-FF <	7 WILK-AA	7 WEJL-AA	7 WXBE-FF
		8 WQFM-FF <	8 WSHG-FF	8 WSHG-FF <	8 WSHG-FF <	8 WQFM-FF <	8 WXBE-FF <	8 WQFM-FF	7 WODE-F >	8 WCTD-FF >
			8 WZZO-F <	9 WCTD-FF <	9 WNAK <	9 WNAK	9 WNAK	9 WCTD-FF		9 WQFM-FF >
				10 WARM	10 WCTD-FF	10 WCTD-FF	9 WSHG-FF <			

Wom 18-24	Wom 18-34	Wom 25-34	Wom 18-49	Wom 25-54	Men 18-24	Men 18-34	Men 25-34	Men 18-49	Men 25-54	12+ Ovrnite
1 WBHT-FF	1 WKRZ-FF >>	1 WKRZ-FF >>>	1 WKRZ-FF >>>	1 WKRZ-FF >>	1 WEZX-FF	1 WXBE-FF	1 WXBE-FF >	1 WEZX-FF	1 WEZX-FF	1 WEZX-FF
2 WKRZ-FF >	2 WBHT-FF	2 WGGY-F	2 WMGS-F	2 WMGS-F	1 WKRZ-FF >	2 WKRZ-FF	2 WKRZ-FF >	2 WKRZ-FF	2 WKRZ-FF >	2 WKRZ-FF
3 WGGY-F	3 WGGY-F	2 WEZX-FF >	3 WGGY-F	3 WGGY-F >	3 WXBE-FF	3 WEZX-FF >	3 WEZX-FF	3 WXBE-FF >>	3 WXBE-FF >>	3 WGGY-F
3 WMGS-F >	4 WEZX-FF	4 WXBE-FF	4 WBHT-FF	4 WEZX-FF	4 WZZO-F	4 WZZO-F	4 WZZO-F	4 WZZO-F <	4 WGGY-F	4 WILK-AA <
	5 WXBE-FF	4 WCTD-FF	5 WEZX-FF >	5 WBHT-FF <	4 WBHT-FF >>	5 WGGY-F	5 WGGY-F >	5 WGGY-F	5 WMGS-F	5 WBHT-FF
	6 WMGS-F	6 WBHT-FF >>	6 WXBE-FF	6 WSHG-FF >	7 WXBE-FF	5 WBHT-FF >		6 WBHT-FF	6 WZZO-F	5 WXBE-FF <
				7 WQFM-FF				7 WMGS-F	7 WQFM-FF	
				8 WQFM-FF				7 WODE-F >		

Other Rated Stations				Metro Share	Cume Rating	TSA AQH Cume	Other Rated Stations--Outside Market				Metro Share	Cume Rating	TSA AQH Cume		
WAZL	ST	1490	Hazleton	0.5	1.3	9	129	WABC	T	770	New York	0.5	1.9	10	200
WGGI-F	C	95.9	Benton	0.6	1.1	6	78	WFAN	SPRTS	660	New York	0.5	1.7	6	164
WWDL-F	AC	104.9	Scranton	0.9	2.0	11	136	WHCY-F	C	106.3	Blairstown, NJ	0.6	1.0	7	91
								WILQ-F	C	105.1	Williamsport, PA	1.0	1.8	20	277
								WKSJ-F	AC	102.7	Williamsport, PA	0.5	1.5	29	465
								WLEV-F	AC	100.7	Allentown	0.6	1.6	16	253
								WNNJ-F	CL HITS	103.7	Newton, NJ	0.7	1.5	14	180
								WWYY-F	C	107.1	Belvidere, NJ	0.7	1.3	9	106

WILKES BARRE-SCRANTON

Consolidation Report	12+	25-54	Revenue	Format Performance	AM	FM	Total	%	Yr. Ago
Citadel	23.4 %	23.1 %	26.6 %	AC	0 (0)	113 (5)	113 (5)	12.5 %	13.5 %
WARM-AM, WAZL-AM, WBHT-FM, WCTD-FM, WCTP-FM, WEMR-AM, WEMR-FM, WKJN-AM, WKOV-AM, WMGS-FM, WXAR-FM, WXBE-FM				AOR/Classic/NR	0 (0)	156 (5)	156 (5)	17.3 %	16.8 %
Entercom	28.2 %	29.5 %	39.5 %	Black/Urban	0 (0)	0 (0)	0 (0)	0.0 %	0.0 %
WGBI-AM, WGGI-FM, WGGY-FM, WILK-AM, WILT-AM, WKRF-FM, WKRZ-FM, WSHG-FM, WWFH-FM				CHR	0 (0)	205 (5)	205 (5)	22.7 %	21.6 %
Local	2.4 %	1.9 %	%	Classical	0 (0)	0 (0)	0 (0)	0.0 %	0.0 %
WICK-AM, WWDL-FM, WYCK-AM				Country	0 (0)	149 (8)	149 (8)	16.5 %	17.1 %
Shamrock	12.3 %	15.5 %	15.2 %	Full Service	0 (0)	0 (0)	0 (0)	0.0 %	0.0 %
WBAX-AM, WEJL-AM, WEZX-FM, WPZX-FM, WQFM-FM, WQFN-FM				Hispanic	0 (0)	0 (0)	0 (0)	0.0 %	0.0 %
	66.2 %	70.0 %	81.3 %	Jazz	0 (0)	0 (0)	0 (0)	0.0 %	0.0 %
				News/Talk	77 (5)	0 (0)	77 (5)	8.5 %	7.7 %
				Oldies	16 (2)	80 (5)	96 (7)	10.6 %	8.2 %
				Others/Unknown	0 (0)	0 (0)	0 (0)	0.0 %	0.0 %
				Religion/Gospel	0 (0)	0 (0)	0 (0)	0.0 %	0.0 %
				Soft AC	0 (0)	26 (2)	26 (2)	2.9 %	2.8 %
				Sports	17 (3)	0 (0)	17 (3)	1.9 %	1.1 %
				Standards/EZ	65 (4)	0 (0)	65 (4)	7.2 %	11.3 %
				Totals	175 (14)	729 (30)	904 (44)		

AM Stations

Station	Power	Time	Format	Advertiser	Agency	Station	City
WARM	590	5 kw (DA-2)	Talk/News	CNN	\$30.00	Mc-Guild	Citadel
WBAX	1240	1 kw	Simul. WEJL				Scranton
WEJL	630	0.5 kw/0.032 kw	Sports	ABC, ESPN	\$<20.00	Allied	Shamrock
WEMR	1460	5 kw/1 kw (DA-2)	Simul. WKJN				Scranton
WGBI	910	1 kw/0.5 kw	Simul. WILK				Tunkhannock
WICK	1400	1 kw	Oldies	ABC	\$ NA	Roslin	WWDL-FWYCK
WILK	980	5 kw/1 kw (DA-N)	Talk/News	ABC	\$27.00	D&R	Entercom
WKJN	1440	5 kw/0.037 kw	Standards	AP, Jones	\$ NA	Mc-Guild	Citadel
WNAK	730	1 kw/0.012 kw	Standards	Westwd	\$24.00	--	
WVPO	840	0.25 kw (Days)	Standards	CNN, Westwd		Market 4	Multicultural
WYCK	1340	0.81 kw	Simul. WICK				Stroudsburg
							Wilkes Barre

FM Stations

Station	Power	Time	Format	Advertiser	Agency	Station	City
WBHT	97.1	0.5 kw @ 1102	CHR		\$27.00	Eastman	Citadel
WCTD	93.7	1.5 kw @ 697	Country		\$<20.00	Mc-Guild	Citadel
WCTP	94.3	1.1 kw @ 771	Simul. WCTD-F				Dallas
WEMR	107.7	0.235 kw @ 1161	Simul. WBHT-F				Carbondale
WEZX	106.9	1.45 kw @ 617	Classic AOR	ABC, Westwd	\$44.00	Allied	Shamrock
WGGY	101.3	7 kw @ 1110	Country		\$59.00	D&R	Entercom
WHLM	106.5	36 kw @ 579	AC/CHR	Westwd	\$17.00	--	WJMW
WKAB	103.5	4.1 kw @ 387	Oldies	Jones	\$ NA	Mc-Guild	
WKRF	107.9	0.84 kw @ 876	Simul. WKRZ-F				Bloomsburg
WKRZ	98.5	8.7 kw @ 1172	CHR		\$100.00	D&R	Entercom
WMGS	92.9	5.3 kw @ 1383	AC		\$60.00	Eastman	Citadel
WPZX	105.9	6 kw @ 328	Simul. WEZX-F				Berwick
WQFM	92.1	0.76 kw @ 663	Oldies	Westwd	\$<20.00	Allied	Shamrock
WQFN	100.1	0.75 kw @ 935	Simul. WOFM-F				Tobyhanna
WSBG	93.5	0.55 kw @ 764	CHR	AP	\$<20.00	Market 4	Multicultural
WSHG	102.3	3 kw @ 72	Soft AC	Jones	\$<20.00	D&R	Entercom
WWFH	103.1	1.4 kw @ 679	Simul. WSHG-F				Wilkes Barre
WXAR	95.7	0.3 kw @ 1010	Simul. WXBE-F				Wilkes Barre
WXBE	97.9	26 kw @ 672	AOR	Westwd	\$26.00	Mc-Guild	Citadel
							Pocono Pines
							Nanticoke
							Forest City
							Stroudsburg
							Pittston
							Freeland
							Olyphant
							Hazleton

Notes: Other ranked stations -- See Allentown-Bethlehem . . . 4/00 WEJL/WBAX changed from Standards to Sports using ESPN . . . 4/00 WKJN (1440; Carbondale) and WEMR (1460; Tunkhannock changed from simulcasting WARM to Standards ("Music of Your Life") using Jones

WILMINGTON, DE

Arbitron Rank	76 Pop (12+) 527,500	Stations	37 / 10	Last Year's Revenue:	\$21,300,000
MSA Rank:	92	Diaries:	1,367 / 386:1 / 50.2%	Household Income:	\$58,102
MSA Pop:	569,000	Sample Target:	1,330	Total Retail Sales:	\$6.3 Bil.
DMA:	Philadelphia (#4)	% Below Line:	52.0	#1 Biller:	WSTW-F \$6,600,000
Average Persons Rating:	14.8	% Not Listed:	13.7	#1 Billing Portfolio	
Market TSL In Hours	19.75	Pop per Station:	52,750	Delmarva	\$10,900,000

12+ Metro	Format	Spring 00		Fall 99	Spg 99	Fall 98	Spg 98	12+ Metro Cume / Rtg	Fall 99	Spg 99	12+ TSA AQH / Cume	Revenue Level	
		1/4	Share										
1	WJBR-F	AC	80 / 10.3	9.6	7.8	9.4	11.2	1050 / 19.9	21.4	18.5	82 / 1098	G	WJBR-F
2	WSTW-F	CHR/AC	63 / 8.1	8.6	9.8	8.5	9.2	1171 / 22.2	21.1	22.0	70 / 1283	G	WSTW-F
3	WDAS-F	B/AC	42 / 5.4	3.8	4.3	7.1	4.1	420 / 8.0	7.7	8.9	42 / 438		WDAS-F
4	WUSL-F	B	40 / 5.1	5.4	5.3	5.5	5.1	736 / 14.0	13.4	13.1	41 / 800		WUSL-F
5	WYSP-F	T/CL AOR	35 / 4.5	3.9	4.1	4.4	4.5	712 / 13.5	12.0	12.3	36 / 751		WYSP-F
6	WIOQ-F	CHR	31 / 4.0	2.7	3.7	2.1	2.1	847 / 16.1	12.8	13.3	34 / 923		WIOQ-F
7	WMGK-F	CL HITS	27 / 3.5	2.2	2.6	2.2	2.4	478 / 9.1	7.5	9.5	28 / 486		WMGK-F
8	WRDX-F	CL AOR	25 / 3.2	3.6	3.1	3.6	3.3	474 / 9.0	10.1	10.0	48 / 710	D	WRDX-F
9	WOGL-F	O	22 / 2.8	2.5	2.6	3.0	2.8	513 / 9.7	8.2	9.6	22 / 545		WOGL-F
10	WJKS-F	CHR/B	21 / 2.7	2.5	1.8	1.9	1.6	461 / 8.7	8.5	8.6	30 / 597		WJKS-F
11	WJZ-F	J	20 / 2.6	3.9	4.1	2.7	2.9	446 / 8.4	9.6	8.7	20 / 446		WJZ-F
11	WJBR	ST	20 / 2.6	1.8	2.6	2.7	2.3	264 / 5.0	5.2	5.2	21 / 270	B	WJBR
11	WXTU-F	C	20 / 2.6	2.5	3.2	2.7	3.4	378 / 7.2	6.3	8.8	20 / 378		WXTU-F
14	WPLY-F	CHR-NR	19 / 2.4	3.0	3.3	2.8	2.8	673 / 12.8	11.2	12.5	19 / 714		WPLY-F
15	WILM	N/T	17 / 2.2	3.2	3.1	2.7	2.7	391 / 7.4	8.2	8.5	17 / 399	C	WILM
16	WMMR-F	AOR	16 / 2.1	2.2	2.5	1.7	1.7	533 / 10.1	8.8	8.5	16 / 563		WMMR-F
17	WBEB-F	AC	15 / 1.9	1.5	1.3	2.1	1.1	291 / 5.5	5.2	5.4	17 / 331		WBEB-F
17	WWDB-F	T	15 / 1.9	3.2	2.5	3.3	3.4	309 / 5.9	7.1	7.0	15 / 309		WWDB-F
19	WXCY-F	C	14 / 1.8	4.3	3.1	3.0	3.0	263 / 5.0	7.2	6.7	14 / 263	C	WXCY-F
19	WDEL	FS	14 / 1.8	2.5	2.2	2.7	2.4	377 / 7.2	7.5	9.0	14 / 377	D	WDEL

12+ FM Share (Metro): 85.27% (573 of 672) (Spring 99: 86.02%)

Teens	18-34	18-49	25-49	25-54	35+	12+ AMD	12+ Mid	12+ PMD	12+ Eve	12+ Wknd
1 WIOQ-F	1 WSTW-F <	1 WSTW-F <	1 WJBR-F	1 WJBR-F	1 WJBR-F	1 WJBR-F	1 WJBR-F	1 WJBR-F	1 WJBR-F	1 WUSL-F
2 WUSL-F >>	2 WUSL-F	2 WJBR-F >	1 WSTW-F >	2 WSTW-F >	2 WSTW-F	2 WYSP-F <	2 WSTW-F >>	2 WSTW-F >	2 WJBR-F	2 WDAS-F
3 WJKS-F	3 WYSP-F	3 WYSP-F	3 WYSP-F	3 WDAS-F <	2 WDAS-F >	3 WSTW-F >	3 WMGK-F	3 WUSL-F	3 WDAS-F	3 WSTW-F
3 WPLY-F	3 WJBR-F	4 WUSL-F	4 WMGK-F <	4 WYSP-F <	4 WOGL-F <	4 WDAS-F	4 WDAS-F <	4 WIOQ-F <	4 WJKS-F <	4 WUSL-F <
5 WXYV-F	5 WRDX-F	5 WMGK-F <	5 WRDX-F	5 WMGK-F <	5 WMGK-F <	5 WILM <	5 WUSL-F <	5 WDAS-F	5 WSTW-F	5 WIOQ-F
5 WSTW-F >	5 WIOQ-F	6 WDAS-F	5 WDAS-F >	6 WRDX-F >	6 WJZ-F <	6 WUSL-F	6 WRDX-F	6 WMGK-F	6 WIOQ-F	6 WOGL-F >
	7 WJKS-F	6 WRDX-F <	7 WUSL-F	7 WUSL-F <	7 WJBR	7 WRDX-F <	7 WYSP-F <	6 WPLY-F <	7 WPLY-F	7 WJZ-F
	8 WPLY-F	8 WIOQ-F	8 WMMR-F	8 WJZ-F	8 WILM <	8 WMGK-F <	8 WJBR <	8 WRDX-F <	8 WJZ-F	7 WJKS-F
		9 WJKS-F <	9 WIOQ-F	9 WMMR-F <	9 WXTU-F <	9 WIOQ-F	9 WIOQ-F	9 WJKS-F <	9 WIP	9 WMGK-F
		10 WMMR-F	9 WJZ-F	10 WOGL-F	10 WWDB-F	10 WXTU-F <	10 WBEB-F <	10 WJBR	9 WXTU-F <	9 WXCY-F
										9 WXTU-F <

Wom 18-24	Wom 18-34	Wom 25-34	Wom 18-49	Wom 25-54	Men 18-24	Men 18-34	Men 25-34	Men 18-49	Men 25-54	12+ Ovrnite
1 WUSL-F >	1 WSTW-F	1 WSTW-F	1 WJBR-F	1 WJBR-F >	1 WIOQ-F	1 WYSP-F <	1 WRDX-F	1 WSTW-F	1 WSTW-F <	1 WJBR-F >
2 WIOQ-F	2 WJBR-F <	2 WJBR-F >>	2 WSTW-F >>	2 WSTW-F >>	1 WJKS-F	2 WRDX-F <	1 WYSP-F	1 WYSP-F	2 WYSP-F <	2 WUSL-F >
3 WBEB-F	3 WUSL-F >	3 WYSP-F	3 WUSL-F	3 WDAS-F	3 WUSL-F	3 WUSL-F	3 WUSL-F	3 WRDX-F <	3 WJBR-F	3 WILM
4 WSTW-F	4 WIOQ-F	4 WDAS-F	4 WIOQ-F	4 WMGK-F <	3 WPLY-F	4 WSTW-F >	4 WSTW-F >	4 WJBR-F <	3 WRDX-F	3 WSTW-F
4 WJBR-F	5 WBEB-F	4 WRDX-F	5 WYSP-F <	5 WYSP-F	3 WYSP-F >	5 WIOQ-F	5 WJBR-F	5 WDAS-F	3 WDAS-F <	3 WDAS-F
4 WJKS-F	6 WYSP-F	4 WIOQ-F	6 WMGK-F	6 WJZ-F	6 WDSD-F	5 WJKS-F	6 WDAS-F	5 WMGK-F <	6 WMGK-F	
7 WPLY-F >	6 WJKS-F	4 WUSL-F >	7 WBEB-F	7 WXTU-F	6 WSTW-F	5 WPLY-F	6 WMGK-F	7 WUSL-F	7 WUSL-F <	
	8 WPLY-F		7 WDAS-F	7 WOGL-F	6 WMMR-F >>	5 WMMR-F	6 WMMR-F	8 WMMR-F	8 WMMR-F	
	9 WDAS-F		7 WJKS-F	7 WIOQ-F		9 WJBR-F	9 WPLY-F >	9 WIOQ-F	9 WIP	
			10 WJZ-F			9 WMGK-F			10 WJZ-F	

WILMINGTON, DE

Other Rated Stations				Metro Share	Cume Rating	TSA AQH Cume		Format Performance	AM	FM	Total	%	Yr. Ago
WDSD-F	C	92.9	Smyrna	1.3	4.1	55	556	AC	0 (0)	95 (2)	95 (2)	14.1 %	13.8 %
WNRK	O	1260	Newark	0.4	1.0	3	51	AOR/Classic/NR	0 (0)	87 (5)	87 (5)	12.9 %	12.1 %
Other Rated Stations--Outside Market				Metro Share	Cume Rating	TSA AQH Cume		CHR	Classical	Country	Full Service	Hispanic	Jazz
KYW	N	1060	Philadelphia	0.9	4.1	7	227	0 (0)	0 (0)	0 (0)	0 (0)	0.0 %	0.0 %
WDAS	B/G	1480	Philadelphia	1.0	0.9	8	47	0 (0)	44 (3)	44 (3)	6.5 %	9.5 %	
WEJM-F	B/O	95.7	Philadelphia	1.5	4.9	12	275	14 (1)	0 (0)	14 (1)	2.1 %	3.1 %	
WEMG-F	SP-TP	104.9	Egg Harbor, NJ	0.4	1.3	3	69	0 (0)	3 (1)	3 (1)	0.4 %	0.0 %	
WERQ-F	B/CHR	92.3	Baltimore	0.6	1.9	6	156	0 (0)	20 (1)	20 (1)	3.0 %	4.7 %	
WIP	SPRTS	610	Philadelphia	1.7	5.8	13	304	34 (3)	15 (1)	49 (4)	7.3 %	9.0 %	
WIYY-F	AOR	97.9	Baltimore	0.8	2.3	6	130	3 (1)	64 (4)	67 (5)	10.0 %	8.3 %	
WLCE-F	CL HITS	104.5	Philadelphia	1.0	5.6	8	293	0 (0)	0 (0)	0 (0)	0.0 %	0.0 %	
WNAP	REL	111.0	Norristown, PA	0.4	1.0	3	52	11 (2)	0 (0)	11 (2)	1.6 %	0.4 %	
WOCT-F	CL AOR	104.3	Baltimore	0.6	2.0	5	111	0 (0)	0 (0)	0 (0)	0.0 %	0.4 %	
WPEN	ST	950	Philadelphia	0.5	1.3	4	70	0 (0)	0 (0)	0 (0)	0.0 %	0.4 %	
WPHI-F	B	103.9	Jenkintown, PA	0.4	3.2	3	168	13 (1)	0 (0)	13 (1)	1.9 %	1.8 %	
WPHT	T	1210	Philadelphia	1.3	3.7	12	210	24 (2)	0 (0)	24 (2)	3.6 %	3.0 %	
WQSR-F	O	105.7	Catonsville, MD	0.9	3.9	8	221						
WXYV-F	CHR	102.7	Baltimore	1.2	2.1	9	122						
Totals									99 (10)	573 (27)	672 (37)		

Consolidation Report	12+	25-54	Revenue
Clear Channel WDSD-FM, WJBR-AM, WRDX-FM	7.1 %	6.9 %	12.7 %
Delmarva WDEL-AM, WSTW-FM, WXCX-FM	11.7 %	13.8 %	51.2 %
	18.8 %	20.7 %	63.9 %

AM Stations

Station	Power	Service	Advertiser	Agency	Market
WDEL	1150	5 kw (DA-2)	Full Service	CNN, AP	Delmarva
WILM	1450	1 kw	News/Talk	CBS, Westwd	Wilmington
WJBR	1290	2.5 kw/0.032 kw	Standards	AP, Westwd	Wilmington

FM Stations

Station	Power	Service	Advertiser	Agency	Market
WDSD	92.9	1.7 kw @ 377	Country	\$ NA	Katz
WJBR	99.5	50 kw @ 500	AC	AP, Westwd	\$122.00
WJKS	101.7	3 kw @ 300	CHR/Black	ABC	\$ NA
WRDX	94.7	50 kw @ 360	AOR	\$45.00	Katz
WSTW	93.7	50 kw @ 491	CHR/AC	\$101.00	Eastman
WXCX	103.7	50 kw @ 341	Country	Westwd	\$ NA

Notes: Other ranked stations -- See Philadelphia

WILMINGTON, NC

Arbitron Rank 175 Pop (12+) 193,000	Stations 24 / 11	Last Year's Revenue: \$11,600,000
MSA Rank: 191	Diaries: 581 / 332:1 / 45.8%	Household Income: \$38,398
MSA Pop: 227,000	Sample Target: 610	Total Retail Sales: \$3.3 Bil.
DMA: 155	% Below Line: 23.4	#1 Biller: WGNI-F \$2,400,000
Average Persons Rating: 14.6	% Not Listed: 20.2	#1 Billing Portfolio
Market TSL in Hours 19.75	Pop per Station: 17,545	Cumulus \$6,330,000

12+ Metro	Format	Spring 00 1/4 Share	Fall 99	Spq 99	Fall 98	Spq 98	12+ Metro Cume / Rtg	Fall 99	Spq 99	12+ TSA AQH / Cume	Revenue Level
1 WMNX-F	B	37 / 13.1	8.5	10.2	11.7	7.8	396 / 20.5	17.0	18.9	53 / 604	C
2 WRQR-F	AOR	23 / 8.1	7.4	6.1	7.5	5.4	297 / 15.4	14.3	14.0	24 / 309	C
3 WGNI-F	AC	22 / 7.8	8.2	8.3	12.0	11.3	410 / 21.3	20.3	17.5	28 / 484	D
4 WFSM-F	AOR	19 / 6.7	8.9	9.1	9.0	7.8	309 / 16.0	20.8	22.4	21 / 365	C
5 WKOO-F	O	17 / 6.0	5.2	6.1	3.8	6.2	287 / 14.9	10.2	9.9	24 / 394	B
6 WZFX-F	B	14 / 5.0	3.3	1.9	3.0	4.3	254 / 13.2	9.4	7.2	31 / 474	C
6 WKXB-F	B/O	14 / 5.0	8.9	11.4	4.9	4.7	323 / 16.7	20.1	22.1	40 / 506	B
8 WWQQ-F	C	12 / 4.3	7.1	8.7	7.5	10.1	263 / 13.6	15.9	14.5	18 / 337	C

12+ FM Share (Metro): 96.44% (217 of 225) (Spring 99: 94.37%)

Teens	18-34	18-49	25-49	25-54	35+	12+ AMD	12+ Mid	12+ PMD	12+ Eve	12+ Wknd
1 WMNX-F >>	1 WMNX-F >	1 WMNX-F	1 WMNX-F <	1 WMNX-F	1 WKOO-F <	1 WRQR-F	1 WMNX-F <	1 WMNX-F >	1 WMNX-F >>	1 WMNX-F >>
2 WZFX-F >	2 WFSM-F	2 WRQR-F	2 WRQR-F >	2 WRQR-F	2 WMNX-F <	2 WMNX-F <	2 WKOO-F <	2 WRQR-F <	2 WZFX-F >	2 WRQR-F <
3 WFSM-F >>	3 WRQR-F	3 WFSM-F <	3 WGNI-F	3 WGNI-F >	3 WGNI-F	3 WGNI-F >	3 WGNI-F	3 WGNI-F	3 WFSM-F	3 WZFX-F <
	4 WGNI-F	4 WGNI-F >	4 WFSM-F >	4 WFSM-F	3 WRQR-F >	4 WFSM-F <	4 WRQR-F	3 WFSM-F	4 WGNI-F	4 WGNI-F
	5 WZFX-F	5 WZFX-F	5 WKXB-F	4 WKOO-F <	5 WKXB-F	5 WKOO-F	5 WFSM-F <	5 WKXB-F <	5 WRQR-F >	4 WFSM-F
		6 WKXB-F	5 WWQQ-F	6 WKXB-F	6 WWQQ-F	6 WWQQ-F	6 WKXB-F	6 WZFX-F	6 WKXB-F	6 WWQQ-F
		7 WXQR-F	5 WKOO-F >	7 WWQQ-F >	6 WAAV	7 WXQR-F <	7 WWQQ-F <	7 WKOO-F <	7 WWQQ-F	7 WKOO-F
		7 WWQQ-F			8 WKXS-F	8 WKXB-F	8 WAAV	8 WWQQ-F	8 WKOO-F	8 WKOO-F
					8 WJYR-F	8 WKXS-F <	9 WXQR-F	9 WJYR-F	9 WJYR-F	9 WLGX-F
					10 WAAV	10 WZFX-F	9 WXQR-F			

Wom 18-24	Wom 18-34	Wom 25-34	Wom 18-49	Wom 25-54	Men 18-24	Men 18-34	Men 25-34	Men 18-49	Men 25-54	12+ Ovrnite
1 WMNX-F >	1 WMNX-F >>	1 WMNX-F >	1 WMNX-F >	1 WMNX-F	1 WXQR-F	1 WRQR-F	1 WRQR-F >	1 WRQR-F >	1 WRQR-F >	1 WZFX-F
2 WZFX-F >>	2 WZFX-F	2 WGNI-F	2 WGNI-F >	2 WGNI-F >	1 WFSM-F >	1 WFSM-F	2 WFSM-F	2 WFSM-F	2 WMNX-F <	1 WMNX-F >
3 WFSM-F >>	3 WGNI-F	2 WKXB-F >	3 WKXB-F >	3 WKXB-F >	3 WZFX-F	3 WMNX-F >	3 WGNI-F	3 WMNX-F	3 WFSM-F	3 WLGX-F
	3 WKXB-F	4 WWQQ-F	4 WWQQ-F	4 WKOO-F	3 WMNX-F	4 WGNI-F	3 WMNX-F >>>	4 WXQR-F	4 WKOO-F	4 WGNI-F >
	3 WFSM-F	4 WFSM-F >>	4 WZFX-F	5 WWQQ-F	3 WRQR-F >>	4 WXQR-F >>		5 WZFX-F	5 WGNI-F	
			4 WFSM-F >	6 WRQR-F				6 WGNI-F	6 WKXS-F	
				6 WFSM-F >					6 WZFX-F	
				8 WZFX-F					6 WXQR-F	
				8 WLGX-F >>					6 WWQQ-F >>	

Other Rated Stations				Metro Share	Cume Rating	TSA AQH Cume	Other Rated Stations--Outside Market				Metro Share	Cume Rating	TSA AQH Cume
WAAV	T	980	Leland	2.8	7.7	9 170	WIKS-F	B	101.9	New Bern	0.4	1.8	1 40
WCCA-F	C/O	106.3	Shalotte	2.5	6.2	7 129	WJYR-F	EZ	92.1	Myrtle Beach, SC	2.5	4.2	7 91
WKXS-F	B/IAC	94.1	Leland	2.5	6.9	9 153	WQSL-F	CHR	92.3	Jacksonville	1.1	7.8	4 221
WLGX-F	J	106.7	Carolina Beach	2.1	6.9	7 148	WRHT-F	CHR	96.3	Morehead City	0.4	2.0	1 43
WLTT-F	SAC	103.7	Shalotte	1.4	4.4	4 85	WRNN-F	T	94.5	Murrells Inlet, SC	1.1	1.5	3 28
							WSTS-F	G	100.9	Fairmont	0.4	1.9	9 151
							WWXM-F	CHR	97.7	Garden City, SC	0.4	1.6	6 138
							WXQR-F	AOR	105.5	Jacksonville	2.8	6.4	10 173
							WYAV-F	AOR	104.1	Myrtle Beach, SC	1.1	2.3	3 54
							WYNA-F	B/O	104.9	Calabash	0.4	1.7	3 49
							WZXS-F	ST	103.9	Topsail Beach	2.1	4.5	8 134

WILMINGTON, NC

Consolidation Report	12+	25-54	Revenue	Format Performance	AM	FM	Total	%	Yr. Ago
Cumulus WAAV-AM, WGNI-FM, WKXS-FM, WMNX-FM, WWQQ-FM	30.5 %	33.2 %	54.6 %	AC	0 (0)	22 (1)	22 (1)	9.8 %	9.5 %
Ocean WLGX-FM, WMFD-AM, WRQR-FM	10.2 %	13.9 %	15.3 %	AOR/Classic/NR	0 (0)	53 (4)	53 (4)	23.6 %	22.5 %
Sea-Comm WKXB-FM, WFSM-FM	11.7 %	12.8 %	19.7 %	Black/Urban	0 (0)	74 (6)	74 (6)	32.9 %	33.3 %
	52.4 %	59.9 %	89.6 %	CHR	0 (0)	5 (3)	5 (3)	2.2 %	1.7 %
				Classical	0 (0)	0 (0)	0 (0)	0.0 %	0.0 %
				Country	0 (0)	19 (2)	19 (2)	8.4 %	12.6 %
				Full Service	0 (0)	0 (0)	0 (0)	0.0 %	0.0 %
				Hispanic	0 (0)	0 (0)	0 (0)	0.0 %	0.0 %
				Jazz	0 (0)	6 (1)	6 (1)	2.7 %	0.0 %
				News/Talk	8 (1)	3 (1)	11 (2)	4.9 %	5.6 %
				Oldies	0 (0)	17 (1)	17 (1)	7.6 %	6.9 %
				Others/Unknown	0 (0)	0 (0)	0 (0)	0.0 %	0.0 %
				Religion/Gospel	0 (0)	1 (1)	1 (1)	0.4 %	0.8 %
				Soft AC	0 (0)	4 (1)	4 (1)	1.8 %	0.9 %
				Sports	0 (0)	0 (0)	0 (0)	0.0 %	0.0 %
				Standards/EZ	0 (0)	13 (2)	13 (2)	5.8 %	6.1 %
				Totals	8 (1)	217 (23)	225 (24)		

AM Stations

WAAV	980	5 kw (DA-N)	Talk	Westwd, CNN, CBS	\$<20.00	Katz	Cumulus	Leland
------	-----	-------------	------	------------------	----------	------	---------	--------

FM Stations

WGNI	102.7	100 kw @ 981	AC		\$42.00	Katz	Cumulus	Wilmington
WKXB	99.9	100 kw @ 518	Black Oldies		\$<20.00	Mc-Guild	Sea-Comm	Burgaw
WMNX	97.3	100 kw @ 561	Black	ABC	\$34.00	Banner	Cumulus	Wilmington
WRQR	104.5	4.5 kw @ 377	AOR		\$<20.00	Allied	Ocean	Wilmington
WFSM	107.5	32 kw @ 594	AOR		\$28.00	Mc-Guild	Sea-Comm	Southport
WWQQ	101.3	40 kw @ 545	Country	ABC	\$27.00	Banner	Cumulus	Wilmington

Notes: Other ranked stations -- See Greenville-New Bern-Jacksonville, Fayetteville or, in the Spring 2000 American Radio Small Market edition, Myrtle Beach, SC . . . 5/00 Sale of FM CP (Wrightsville Beach) to Cape Fear Radio cancelled; instead, the CP was sold to Sea-Comm for \$1,200,000 . . . 5/00 WAHH (1340) sold by Ocean for \$75,000

WORCESTER

Arbitron Rank 110 Pop (12+) 379,900	Stations 36 / 7	Last Year's Revenue: \$14,100,000
MSA Rank: 74	Diaries: 1,118 / 340:1 / 52.6%	Household Income: \$53,210
MSA Pop: 438,000	Sample Target: 1,150	Total Retail Sales: \$4.6 Bil.
DMA: 6 (Boston)	% Below Line: 54.6	#1 Biller: WSRF-F \$5,700,000
Average Persons Rating: 15.6	% Not Listed: 9.0	#1 Billing Portfolio
Market TSL in Hours 20.75	Pop per Station: 54,271	Clear Channel \$7,850,000

12+ Metro	Format	Spring 00		Fall 99	Spq 99	Fall 98	Spq 98	12+ Metro Cume / Rtg	Fall 99	Spq 99	12+ TSA AQH / Cume	Revenue Level	
		1/4	Share										
1	WSRS-F	SAC	91 / 15.4	15.5	13.9	15.8	14.0	1085 / 28.6	29.0	25.6	134 / 1540	G	WSRS-F
2	WTAG	FS/IT	47 / 7.9	6.7	7.6	6.9	8.8	641 / 16.9	16.9	18.6	54 / 797	D	WTAG
3	WAAF-F	ADR-NR	46 / 7.8	8.8	7.3	7.2	9.0	604 / 15.9	17.7	15.8	81 / 1085		WAAF-F
4	WXLO-F	AC	44 / 7.4	8.5	8.5	8.5	9.0	780 / 20.5	21.4	20.2	70 / 1216	F	WXLO-F
5	WJMN-F	CHR	34 / 5.7	4.1	4.6	5.9	5.2	592 / 15.6	12.2	14.5	53 / 1052		WJMN-F
6	WBMX-F	AC-NR	27 / 4.6	2.9	3.6	3.4	3.3	530 / 14.0	13.1	11.8	44 / 789		WBMX-F
7	WKLB-F	C	24 / 4.1	5.0	4.1	3.7	3.4	281 / 7.4	8.9	8.5	54 / 603		WKLB-F
8	WBZ	N/T	23 / 3.9	3.3	3.1	2.7	2.6	395 / 10.4	11.5	12.7	40 / 683		WBZ
9	WWFX-F	CL AOR	22 / 3.7	3.3	5.1	3.5	2.0	274 / 7.2	9.5	10.2	26 / 335	C	WWFX-F
9	WCRB-F	CL	22 / 3.7	3.6	3.2	4.3	4.1	331 / 8.7	9.1	8.5	29 / 441		WCRB-F
11	WOODS-F	D	21 / 3.5	3.6	2.7	2.2	2.9	454 / 12.0	10.9	11.1	48 / 754		WOODS-F
12	WXKS-F	CHR/AC	15 / 2.5	2.8	2.4	2.1	2.6	428 / 11.3	10.6	12.3	30 / 713		WXKS-F
13	WBCN-F	AOR	14 / 2.4	2.4	2.4	3.2	2.6	288 / 7.6	9.8	9.5	23 / 504		WBCN-F
14	WZLX-F	CL AOR	13 / 2.2	2.6	2.9	3.5	3.6	285 / 7.5	9.0	10.2	22 / 488		WZLX-F
15	WROR-F	CL HITS	10 / 1.7	1.7	0.8	1.8	2.1	227 / 6.0	5.2	3.2	19 / 431		WROR-F

12+ FM Share (Metro): 82.19% (443 of 539) (Spring 99: 81.91%)

Teens	18-34	18-49	25-49	25-54	35+	12+ AMD	12+ Mid	12+ PMD	12+ Eve	12+ Wknd
1 WJMN-F >>	1 WAAF-F >	1 WSRS-F	1 WSRS-F	1 WSRS-F >	1 WSRS-F >	1 WSRS-F >	1 WSRS-F >>	1 WSRS-F >	1 WAAF-F	1 WSRS-F >
2 WAAF-F >>	2 WXLO-F	2 WXLO-F <	2 WXLO-F >	2 WXLO-F >	2 WTAG >>	2 WTAG	2 WXLO-F	2 WXLO-F <	2 WSRS-F	2 WAAF-F
3 WXKS-F	3 WJMN-F <	3 WAAF-F >	3 WAAF-F <	3 WBMX-F	3 WXLO-F	3 WXLO-F	3 WTAG <	3 WAAF-F <	3 WJMN-F	3 WJMN-F <
3 WSRS-F >	4 WSRS-F <	4 WBMX-F <	4 WBMX-F <	3 WWFX-F	3 WBZ <	4 WAAF-F >	4 WAAF-F >	4 WTAG	4 WTAG	4 WTAG <
	5 WBMX-F >	5 WJMN-F	5 WWFX-F >	3 WAAF-F	5 WKLB-F	5 WBMX-F <	5 WKLB-F <	5 WJMN-F	5 WXLO-F <	5 WXLO-F <
	6 WBCN-F	6 WWFX-F	6 WKLB-F	6 WKLB-F	5 WCRB-F	6 WBZ	6 WBMX-F	6 WBMX-F	6 WBZ >	6 WKLB-F <
	7 WXKS-F >	7 WZLX-F	6 WZLX-F	7 WOODS-F <	7 WOODS-F	6 WJMN-F	6 WOODS-F <	7 WKLB-F	7 WXKS-F	7 WCRB-F <
		7 WKLB-F	8 WJMN-F <	8 WZLX-F	8 WWFX-F	8 WBCN-F <	8 WWFX-F <	8 WWFX-F	7 WWFX-F <	8 WBZ
		7 WBCN-F	9 WTAG	9 WCRB-F	9 WZLX-F	9 WKLB-F	9 WJMN-F <	8 WCRB-F	9 WBMX-F	8 WBMX-F <
			9 WBCN-F	9 WJMN-F		10 WOODS-F	10 WCRB-F	10 WBZ <	10 WCRB-F >	10 WOODS-F
			9 WOODS-F	9 WTAG						10 WWFX-F >

Wom 18-24	Wom 18-34	Wom 25-34	Wom 18-49	Wom 25-54	Men 18-24	Men 18-34	Men 25-34	Men 18-49	Men 25-54	12+ Ovrnite
1 WJMN-F	1 WXLO-F	1 WXLO-F >>	1 WSRS-F	1 WSRS-F >	1 WAAF-F >>>	1 WAAF-F >>	1 WAAF-F >	1 WAAF-F >	1 WAAF-F	1 WBZ
2 WSRS-F	2 WSRS-F	2 WBMX-F	2 WXLO-F >>	2 WXLO-F >>	2 WJMN-F	2 WJMN-F	2 WBMX-F >	2 WSRS-F	2 WSRS-F <	2 WSRS-F
3 WXLO-F	3 WBMX-F	2 WSRS-F >	3 WBMX-F	3 WBMX-F	3 WBCN-F	3 WBCN-F	3 WBCN-F	3 WXLO-F <	3 WWFX-F	3 WTAG <
4 WXKS-F	3 WJMN-F	4 WWFX-F	4 WJMN-F	4 WKLB-F	3 WSRS-F >>	4 WBMX-F	3 WJMN-F	4 WBCN-F	4 WBMX-F	4 WAAF-F >
4 WBMX-F	5 WXKS-F >	4 WXKS-F >	5 WXKS-F	5 WWFX-F		5 WXLO-F	3 WXLO-F	4 WWFX-F <	4 WXLO-F	5 WWFX-F
6 WAAF-F >>	6 WAAF-F	6 WTKK-F	6 WKLB-F	6 WCRB-F		5 WSRS-F >	6 WWFX-F	6 WBMX-F	6 WZLX-F	
		6 WQSX-F	7 WWFX-F	6 WOODS-F			6 WEEI	6 WJMN-F	7 WBCN-F	
		6 WJMN-F >>	8 WAAF-F					8 WZLX-F	7 WOODS-F	
								9 WEEI		
								9 WROR-F		

Consolidation Report	12+	25-54	Revenue
Citadel, pend. WORC-FM, WWFX-FM, WXLO-FM	12.1 %	18.0 %	40.1 %
	12.1 %	18.0 %	40.1 %

WORCESTER

Other Rated Stations				Metro Share	Cume Rating	TSA AQH Cume		Format	Performance	AM	FM	Total	%	Yr. Ago
WORC	T	1310	Worcester	0.5	1.7	3	74	AC	0	(0)	77 (4)	77 (4)	14.3 %	16.7 %
WORC-F	CL HITS	98.9	Webster	1.0	2.4	15	249	AOR/Classic/NR	0	(0)	115 (9)	115 (9)	21.3 %	24.9 %
WVNE	REL	760	Leicester	0.5	0.9	9	102	Black/Urban	0	(0)	7 (1)	7 (1)	1.3 %	0.0 %
Other Rated Stations--Outside Market				Metro Share	Cume Rating	TSA AQH Cume		CHR	0	(0)	55 (4)	55 (4)	10.2 %	8.8 %
WBOS-F	AOR-P	92.9	Brookline, MA	1.0	6.5	8	272	Classical	0	(0)	22 (1)	22 (1)	4.1 %	3.7 %
WBRU-F	AOR-NR	95.5	Providence	0.8	3.0	6	140	Country	0	(0)	26 (2)	26 (2)	4.8 %	5.1 %
WCTK-F	C	98.1	New Bedford, MA	0.3	2.5	9	252	Full Service	47	(1)	0 (0)	47 (1)	8.7 %	8.8 %
WEEI	SPRTS	850	Boston	1.5	4.1	19	273	Hispanic	0	(0)	0 (0)	0 (0)	0.0 %	0.0 %
WESO	O	970	Southbridge, MA	0.5	1.9	4	101	Jazz	0	(0)	0 (0)	0 (0)	0.0 %	1.6 %
WGIR-F	AOR	101.1	Manchester, NH	0.3	2.4	5	180	News/Talk	31	(3)	7 (1)	38 (4)	7.1 %	5.3 %
WHJY-F	AOR	94.1	Providence	0.8	3.0	6	149	Oldies	3	(1)	41 (4)	44 (5)	8.2 %	4.7 %
WMJX-F	AC	106.7	Boston	0.7	4.1	10	306	Others/Unknown	0	(0)	0 (0)	0 (0)	0.0 %	0.0 %
WPLM-F	SAC	99.1	Plymouth, MA	0.3	1.1	2	54	Religion/Gospel	3	(1)	0 (0)	3 (1)	0.6 %	0.8 %
WPRO-F	CHR	92.3	Providence	0.3	2.0	6	129	Soft AC	0	(0)	93 (2)	93 (2)	17.3 %	16.5 %
WQSX-F	B/O	93.0	Lawrence, MA	1.2	3.9	15	244	Sports	12	(2)	0 (0)	12 (2)	2.2 %	2.5 %
WRKO	T	680	Boston	0.8	2.9	11	213	Standards/EZ	0	(0)	0 (0)	0 (0)	0.0 %	0.8 %
WSNE-F	AC	93.3	Taunton, MA	0.3	1.9	5	108	Totals	96	(8)	443 (28)	539 (36)		
WTKK-F	T	96.9	Boston	1.2	4.6	11	284							
WWBB-F	O	101.5	Providence	0.7	3.5	12	289							
WWKX-F	CHR/B	106.3	Woonsocket, RI	0.7	1.9	4	124							
WWTM	SPRTS	1440	Worcester	0.5	2.7	4	118							
WXRV-F	AOR-P	92.5	Haverhill, MA	0.3	1.4	3	82							

AM Stations

WTAG	580	5 kw (DA-2)	Full Service/Talk	CBS, AMFM	\$48.00	Sentry	Clear Channel	Worcester
------	-----	-------------	-------------------	-----------	---------	--------	---------------	-----------

FM Stations

WSRS	96.1	16.5 kw @ 863	Soft AC	AMFM	\$94.00	Sentry	Clear Channel	Worcester
WWFX	100.1	2.1 kw @ 397	Country	ABC	\$32.00	Mc-Guild	Citadel, pend.	Southbridge
WXLO	104.5	37 kw @ 564	AC	AP	\$86.00	Mc-Guild	Citadel, pend.	Fitchburg

Notes: Other ranked stations -- See Boston . . . 6/00 WORC-F changed from Classic Hits to Oldies

YORK

Arbitron Rank: 103 Pop (12+): 392,200
MSA Rank: 134
MSA Pop: 380,000
DMA: 46 (w/Harris., Lanc.)
Average Persons Rating: 16.1
Market TSL in Hours: 21.25

Stations: 38 / 10
Diaries: 1,405/ 279:1/ 64.6%
Sample Target: 1,380
% Below Line: 50.8
% Not Listed: 11.6
Pop per Station: 39,220

Last Year's Revenue: \$19,000,000
Household Income: \$48,356
Total Retail Sales: \$4.5 Bil.
#1 Biller: WARM-F \$5,000,000
#1 Billing Portfolio
 Susquehanna \$7,600,000

12+ Metro	Format	Spring 00 1/4 Share	Win 00	Fall 99	Sum 99	Spq 99	4-Book Avg.	12+ Metro Cume / Rtg.	Fall 99	Spq 99	12+ TSA AQH / Cume	Revenue Level		
1	WARM-F	AC	57 / 9.0	7.3	7.8	7.8	8.6	8.0	679 / 17.3	16.9	18.1	94 / 1418	G	WARM-F
2	WYCR-F	CHR	54 / 8.6	7.0	8.2	7.2	7.9	7.7	979 / 25.0	24.6	22.8	78 / 1802	C	WYCR-F
3	WSOX-F	O	45 / 7.1	7.3	6.1	8.5	8.4	7.3	553 / 14.1	15.5	17.2	98 / 1414	O	WSOX-F
4	WQXA-F	AOR	44 / 7.0	7.0	6.6	7.0	6.6	6.9	625 / 15.9	18.8	16.0	127 / 1963	C	WQXA-F
5	WRKZ-F	C	41 / 6.5	5.7	5.3	4.0	5.8	5.4	545 / 13.9	11.5	13.8	125 / 1588		WRKZ-F
6	WTPA-F	AOR	34 / 5.4	4.5	4.3	4.2	4.0	4.6	490 / 12.5	11.9	11.1	111 / 1645		WTPA-F
6	WGTY-F	C	34 / 5.4	7.6	9.9	7.2	8.1	7.5	484 / 12.3	15.3	15.5	38 / 604	E	WGTY-F
8	WROZ-F	SAC	24 / 3.8	3.7	3.2	3.7	3.6	3.6	517 / 13.2	10.0	9.6	96 / 1755		WROZ-F
9	WEGK-F	CL AOR	20 / 3.2	2.8	1.8	2.7	3.4	2.6	375 / 9.5	10.0	10.8	43 / 1052	C	WEGK-F
10	WRVV-F	AC-NR	19 / 3.0	2.8	2.7	3.7	2.7	3.1	291 / 7.4	9.0	8.4	96 / 1458		WRVV-F
11	WHP	FS	17 / 2.7	2.8	3.1	2.7	3.2	2.8	246 / 6.3	7.1	8.0	91 / 1365		WHP
12	WVMD-F	EZ	16 / 2.5	2.9	4.1	3.0	2.3	3.1	245 / 6.3	6.5	5.5	20 / 319		WVMD-F
12	WNNK-F	CHR	16 / 2.5	1.8	1.8	1.7	1.3	2.0	302 / 7.7	6.3	4.8	112 / 1794		WNNK-F
14	WDAC-F	REL	15 / 2.4	2.3	2.9	1.7	1.0	2.3	207 / 5.3	6.1	3.1	70 / 995		WDAC-F
15	WSBA	FS	13 / 2.1	3.1	3.2	3.3	2.6	2.9	319 / 8.1	10.9	9.8	17 / 447	D	WSBA
16	WIYY-F	AOR	11 / 1.7	2.1	0.9	2.0	1.8	1.7	148 / 3.8	3.0	4.6	13 / 194		WIYY-F
17	WLAN-F	CHR	10 / 1.6	2.4	2.9	2.7	3.4	2.4	431 / 11.0	11.7	11.6	99 / 2247		WLAN-F

12+ FM Share (Metro): 90.32% (504 of 558) (Spring 99: 88.04%)

Teens	18-34	18-49	25-49	25-54	35+	12+ AMD	12+ Mid	12+ PMD	12+ Eve	12+ Wknd
1 WYCR-F >>>	1 WQXA-F	1 WQXA-F	1 WARM-F	1 WARM-F	1 WARM-F	1 WQXA-F <	1 WARM-F >	1 WYCR-F <	1 WYCR-F >	1 WYCR-F
2 WQXA-F >	2 WYCR-F	1 WYCR-F <	2 WTPA-F	2 WSOX-F	2 WSOX-F	2 WARM-F	2 WSOX-F	2 WARM-F	2 WQXA-F	2 WRKZ-F
3 WLAN-F	3 WTPA-F	3 WARM-F	3 WQXA-F <	3 WTPA-F <	3 WGTY-F	3 WYCR-F <	3 WYCR-F	3 WRKZ-F <	3 WTPA-F	3 WSOX-F
3 WRKZ-F >>	4 WRKZ-F >	4 WTPA-F	4 WYCR-F <	4 WQXA-F <	4 WRKZ-F	4 WSOX-F	4 WQXA-F	4 WQXA-F	3 WRKZ-F	4 WARM-F <
	5 WARM-F	5 WRKZ-F <	5 WSOX-F	5 WYCR-F <	5 WROZ-F	5 WRKZ-F <	4 WTPA-F	4 WSOX-F	5 WSOX-F <	5 WGTY-F <
	6 WNNK-F	6 WSOX-F	6 WRKZ-F	6 WRKZ-F	6 WRVV-F <	6 WGTY-F	6 WGTY-F	6 WGTY-F <	6 WROZ-F <	6 WQXA-F
	6 WIYY-F	7 WEGK-F	7 WRVV-F <	7 WGTY-F <	7 WHP	7 WTPA-F >	6 WRKZ-F	7 WNNK-F <	7 WARM-F <	7 WTPA-F <
	8 WLAN-F	7 WROZ-F	8 WEGK-F	8 WRVV-F <	7 WVMD-F	8 WROZ-F <	8 WHP <	8 WTPA-F	8 WGTY-F	8 WVMD-F <
		7 WRVV-F	8 WROZ-F	9 WEGK-F	7 WYCR-F <	9 WEGK-F	9 WRVV-F <	9 WROZ-F >	8 WDAC-F	9 WROZ-F
		10 WGTY-F <		9 WROZ-F >>	10 WTPA-F	9 WRVV-F	10 WEGK-F <	10 WEGK-F	10 WEGK-F	10 WDAC-F
					10 WDAC-F <					10 WRVV-F

Wom 18-24	Wom 18-34	Wom 25-34	Wom 18-49	Wom 25-54	Men 18-24	Men 18-34	Men 25-34	Men 18-49	Men 25-54	12+ Ovrmite
1 WYCR-F >	1 WYCR-F >	1 WYCR-F >	1 WARM-F <	1 WARM-F >	1 WQXA-F >	1 WQXA-F >	1 WQXA-F <	1 WQXA-F	1 WQXA-F <	1 WRKZ-F
2 WQXA-F	2 WRKZ-F	2 WTPA-F	2 WYCR-F >	2 WYCR-F <	2 WYCR-F >>>	2 WTPA-F >	2 WTPA-F >>	2 WTPA-F >	2 WTPA-F	2 WGTY-F >
2 WNNK-F	3 WNNK-F	2 WARM-F	3 WRKZ-F	3 WSOX-F <	3 WEGK-F	3 WYCR-F	3 WRKZ-F >	3 WYCR-F	3 WSOX-F	3 WEGK-F
4 WRKZ-F >	4 WARM-F	2 WRKZ-F >	4 WSOX-F	4 WRKZ-F	3 WGTY-F	4 WRKZ-F >	4 WIYY-F	4 WEGK-F	4 WEGK-F	4 WYCR-F
5 WPOC-F	4 WQXA-F	5 WSOX-F >	4 WROZ-F	5 WGTY-F	3 WTPA-F	5 WIYY-F	5 WEGK-F	4 WRVV-F	4 WRVV-F	
5 WIYY-F	6 WTPA-F	6 WQXA-F	6 WNNK-F	5 WROZ-F >	3 WNNK-F	6 WEGK-F	5 WQSR-F	4 WSOX-F	6 WARM-F <	
5 WROZ-F >>	7 WIYY-F	6 WLAN-F	7 WGTY-F	7 WTPA-F	3 WHFS-F	6 WARM-F	5 WYCR-F	7 WARM-F	7 WRKZ-F	
	7 WROZ-F	6 WNNK-F	7 WTPA-F	8 WNNK-F	3 WIYY-F >>		5 WLAN-F	7 WRKZ-F >	8 WYCR-F >	
		6 WROZ-F >	7 WQXA-F >>	9 WWKL-F			5 WARM-F >	9 WIYY-F	9 WGTY-F	
								9 WGTY-F >		

Consolidation Report	12+	25-54	Revenue
Citadel	14.1 %	13.8 %	11.2 %
WQXA-AM, WQXA-FM, WRKZ-FM			
Hall	7.0 %	8.4 %	7.9 %
WEGK-FM, WROZ-FM			
	21.1 %	22.2 %	19.1 %

YORK

Consolidation Report	12+	25-54	Revenue	Format Performance	AM	FM	Total	%	Yr. Ago
Citadel	14.1 %	13.8 %	11.2 %	AC	0 (0)	78 (3)	78 (3)	14.0 %	10.0 %
WQXA-AM, WQXA-FM, WRKZ-FM				AOR/Classic/NR	0 (0)	116 (7)	116 (7)	20.8 %	21.6 %
Hall	7.0 %	8.4 %	7.9 %	Black/Urban	0 (0)	3 (1)	3 (1)	0.5 %	1.1 %
WEGK-FM, WROZ-FM				CHR	0 (0)	83 (4)	83 (4)	14.9 %	14.1 %
	21.1 %	22.2 %	19.1 %	Classical	0 (0)	0 (0)	0 (0)	0.0 %	0.0 %
				Country	4 (1)	99 (6)	103 (7)	18.5 %	21.2 %
				Full Service	30 (2)	0 (0)	30 (2)	5.4 %	6.5 %
				Hispanic	0 (0)	0 (0)	0 (0)	0.0 %	0.0 %
				Jazz	0 (0)	0 (0)	0 (0)	0.0 %	0.0 %
				News/Talk	9 (2)	0 (0)	9 (2)	1.6 %	2.2 %
				Oldies	0 (1)	66 (4)	66 (5)	11.8 %	11.6 %
				Others/Unknown	0 (0)	0 (0)	0 (0)	0.0 %	0.0 %
				Religion/Gospel	0 (0)	15 (1)	15 (1)	2.7 %	1.4 %
				Soft AC	0 (0)	28 (2)	28 (2)	5.0 %	4.5 %
				Sports	4 (1)	0 (0)	4 (1)	0.7 %	0.4 %
				Standards/EZ	7 (2)	16 (1)	23 (3)	4.1 %	5.4 %
				Totals	54 (9)	504 (29)	558 (38)		

AM Stations

WSBA	910	5 kw/1 kw (DA-2)	Full Service	1-On-1, AP	\$52.00	Eastman	Susquehanna	York
------	-----	------------------	--------------	------------	---------	---------	-------------	------

FM Stations

WARM	103.3	6.4 kw @ 1305	AC		\$105.00	Eastman	Susquehanna	York
WEGK	92.7	1.4 kw @ 699	Classic AOR		\$28.00	D&R	Hall	Starview
WGTY	107.7	16 kw @ 850	Country	Westwd	\$58.00	Eastman	WGET	Gettysburg
WSOX	96.1	50 kw @ 500	Oldies			Mc-Guild	Moffitt	Red Lion
WYCR	98.5	10.5 kw @ 928	CHR		\$40.00	Allied	WHVR	Hanover

Notes: Other ranked stations -- See Harrisburg, Lancaster, or in the Spring 2000 Small Market edition, Hagerstown-Waynesboro-Chambersburg, MD-PA

FORMAT CODES

AC - Adult Contemporary	J - Jazz and New Adult Contemporary
AC-NR - Modern AC	KIDS - Children's
AOR - Album Oriented Rock	N - News
AOR-NR - New Rock	O - Oldies (50's & 60's)
AOR-P - Progressive AOR	REL - Religion, Christian
B - Black (audience 75%+ Black)	REL-CC - Contemporary Christian
B/AC - Black Adult Contemporary	SAC - Soft Adult Contemporary
B/G - Black Gospel	SP - Hispanic/Spanish
B/O - Black Oldies	SP-C - Hispanic Contemporary
BIZ - Business News & Talk	SP-NT - Hispanic News/Talk/Information
C - Country	SP-R - Hispanic-Regional
C/O - Classic Country	SP-TP - Hispanic-Tropical
CHR - Contemporary Hit Radio, Top 40	SP-VA - Hispanic Variety
CL - Classical	SP-TJ - Tejano
CL AOR - Classic AOR, Classic Rock	SPRTS - Sports
CL HITS - Classic Hits/70's Oldies	ST - Standards, Big Band, Nostalgia
E - Ethnic (usually Foreign Lang.)	T - Talk
EZ - Easy Listening, Beautiful Music	U - Urban (majority of audience is non-white)
FS - Full Service	VA - Variety
G - Gospel	? - Others or Unknown

REVENUE LEVEL CODES

A - Less than \$500,000	E - \$3,000,000 to \$3,999,999	I - \$10,000,000 to \$14,999,999
B - \$500,000 to \$999,999	F - \$4,000,000 to \$4,999,999	J - \$15,000,000 to \$19,999,999
C - \$1,000,000 to \$1,999,999	G - \$5,000,000 to \$6,999,999	K - \$20,000,000 to \$29,999,999
D - \$2,000,000 to \$2,999,999	H - \$7,000,000 to \$9,999,999	L - \$30,000,000+

YOUNGSTOWN

Arbitron Rank 97 Pop (12+) 399,800	Stations 38 / 20	Last Year's Revenue: \$20,800,000
MSA Rank: 88	Diaries: 1,327 / 301:1 / 61.4%	Household Income: \$38,627
MSA Pop: 587,000	Sample Target: 1,320	Total Retail Sales: \$5.1 Bil.
DMA: 100	% Below Line: 13.4	#1 Biller: WHOT-F \$3,700,000
Average Persons Rating: 15.8	% Not Listed: 8.5	#1 Billing Portfolio
Market TSL in Hours 21.25	Pop per Station: 19,990	Cumulus, pend. \$10,155,000

12+ Metro	Format	Spring 00		Fall 99	Spq 99	Fall 98	Spq 98	12+ Metro Cume / Rtg	Fall 99	Spq 99	12+ TSA		Revenue Level
		1/4 Share	Share								AQH / Cume	Level	
1	WQXK-F	C	85 / 13.4	9.9	11.2	12.2	13.9	879 / 22.0	23.2	21.3	124 / 1519	D	WQXK-F
2	WKBN	N/T	59 / 9.3	8.9	9.1	9.6	8.8	731 / 18.3	18.9	16.6	91 / 1115	C	WKBN
2	WHOT-F	CHR	59 / 9.3	11.6	9.1	9.8	10.6	1055 / 26.4	29.0	27.7	99 / 1772	E	WHOT-F
4	WMXY-F	AC	50 / 7.9	6.5	6.1	7.6	7.2	604 / 15.1	15.3	16.0	70 / 936	C	WMXY-F
5	WBBG-F	O	46 / 7.3	5.9	8.0	7.2	6.9	696 / 17.4	16.5	17.8	71 / 1055	C	WBBG-F
6	WYFM-F	CL AOR	45 / 7.1	8.1	7.3	7.3	8.4	669 / 16.7	17.1	17.7	87 / 1238	E	WYFM-F
7	WNCD-AF	AOR	39 / 6.2	6.3	6.4	5.6	8.1	629 / 15.7	16.3	17.2	47 / 784	D	WNCD-AF
8	WBTJ-F	CHR/B	22 / 3.5	3.1	3.9	3.0	4.2	601 / 15.0	12.6	16.0	32 / 913	A	WBTJ-F
9	WAMO-F	B	18 / 2.8	2.9	2.9	4.0	3.2	288 / 7.2	7.1	8.4	28 / 449		WAMO-F
10	WNIO	ST	17 / 2.7	2.4	2.2	0.6	1.3	256 / 6.4	7.1	7.9	21 / 312	A	WNIO
11	WSOM	ST	13 / 2.1	2.0	2.9	2.2	2.5	227 / 5.7	7.1	6.3	16 / 338	A	WSOM
11	WICT-F	C	13 / 2.1	2.0	1.4	1.4	0.9	295 / 7.4	7.6	5.9	38 / 635	B	WICT-F
13	WRBP	B/AC	11 / 1.7	2.0	1.7	1.6	0.6	139 / 3.5	4.8	5.1	11 / 146	A	WRBP
14	WENZ-F	B	10 / 1.6	1.5	2.1	1.7	1.9	269 / 6.7	5.3	6.7	10 / 282		WENZ-F
15	WTNX-F	AC-NR	9 / 1.4	2.0	1.7	2.3	2.3	260 / 6.5	6.4	6.0	16 / 391	A	WTNX-F
16	WLLF-F	J	8 / 1.3	1.3	1.0	0.9	0.4	155 / 3.9	3.0	2.7	9 / 191	A	WLLF-F

12+ FM Share (Metro): 78.07% (452 of 579) (Spring 99: 74.19%)

Teens	18-34	18-49	25-49	25-54	35+	12+ AMD	12+ Mid	12+ PMD	12+ Eve	12+ Wknd
1 WHOT-F >>	1 WHOT-F	1 WHOT-F	1 WYFM-F <	1 WYFM-F <	1 WQXK-F	1 WQXK-F	1 WQXK-F	1 WQXK-F	1 WQXK-F <	1 WQXK-F >
2 WBTJ-F >	2 WQXK-F	2 WYFM-F	2 WMXY-F <	2 WQXK-F <	2 WKBN	2 WKBN	2 WKBN	2 WHOT-F	2 WMXY-F	2 WHOT-F <
3 WENZ-F	2 WNCD-AF	2 WQXK-F <	3 WHOT-F <	3 WMXY-F <	3 WBBG-F	3 WHOT-F	3 WHOT-F <	3 WYFM-F	3 WHOT-F	3 WBBG-F
4 WAMO-F >	4 WMXY-F <	4 WMXY-F <	4 WQXK-F	4 WHOT-F	4 WMXY-F	4 WMXY-F <	4 WBBG-F <	4 WMXY-F <	4 WKBN >	3 WKBN
5 WYFM-F >	5 WNCD-AF >>	5 WNCD-AF >>	5 WNCD-AF >>	5 WNCD-AF	5 WYFM-F >	5 WYFM-F <	5 WMXY-F <	5 WNCD-AF <	5 WYFM-F <	5 WMXY-F <
6 WBTJ-F >	6 WBTJ-F <	6 WBBG-F <	6 WBBG-F	6 WHOT-F	6 WHOT-F	6 WNCD-AF	6 WYFM-F	6 WKBN <	6 WAMO-F <	6 WYFM-F
	7 WBBG-F	7 WBTJ-F	7 WKBN	7 WNCD-AF	7 WBBG-F >>	7 WNCD-AF >	7 WBBG-F >	7 WBTJ-F	7 WBTJ-F	7 WNCD-AF
	8 WAMO-F				8 WNIO			8 WBTJ-F	8 WBBG-F	8 WBTJ-F
								9 WAMO-F <	8 WNCD-AF	

Wom 18-24	Wom 18-34	Wom 25-34	Wom 18-49	Wom 25-54	Men 18-24	Men 18-34	Men 25-34	Men 18-49	Men 25-54	12+ Ovrnite
1 WHOT-F	1 WHOT-F >	1 WHOT-F >	1 WHOT-F	1 WQXK-F	1 WNCD-AF >>	1 WNCD-AF >	1 WNCD-AF >	1 WNCD-AF	1 WYFM-F	1 WQXK-F
2 WQXK-F >	2 WQXK-F >	2 WQXK-F	2 WQXK-F	1 WHOT-F <	2 WHOT-F >>	2 WHOT-F	2 WYFM-F	2 WYFM-F >	2 WNCD-AF	2 WKBN <
3 WBTJ-F >	3 WMXY-F	3 WMXY-F	3 WMXY-F >	3 WMXY-F	3 WMXY-F	3 WYFM-F	2 WHOT-F	3 WQXK-F <	3 WQXK-F <	3 WMXY-F
	4 WBTJ-F	4 WYFM-F	4 WYFM-F >	4 WYFM-F	3 WBTJ-F	3 WQXK-F	4 WQXK-F	4 WHOT-F	4 WMXY-F	4 WHOT-F
	5 WYFM-F	5 WBTJ-F >	5 WBBG-F	5 WBBG-F >>	3 WYFM-F	5 WMXY-F >	5 WMXY-F	4 WMXY-F >>	5 WHOT-F <	5 WNIO
			5 WBTJ-F	6 WBTJ-F	3 WQXK-F >>	6 WBTJ-F	6 WKBN >	6 WKBN	6 WKBN	5 WRBP
								7 WBTJ-F	7 WBBG-F	
								7 WAMO-F	8 WAMO-F	

Other Rated Stations				Metro Share	Cume Rating	TSA AQH Cume	Other Rated Stations--Outside Market				Metro Share	Cume Rating	TSA AQH Cume		
WASN	N/T	1330	Campbell	0.5	1.2	3	53	WDOK-F	SAC	102.1	Cleveland	0.3	0.8	2	34
WBBW	SPRTS	1240	Youngstown	0.6	3.0	4	154	WELA-F	CL HITS	104.3	East Liverpool, OH	0.3	0.9	9	147
WGFT	B/G	1500	Youngstown	0.6	2.3	4	92	WHK-F	REL	98.1	Canton	1.1	2.9	9	178
WKTX	O	830	Cortland	0.3	1.3	5	75	WKDD-F	CHR/AC	96.5	Akron	0.3	1.2	2	52
WPIC	ST	790	Sharon, PA	0.8	3.3	19	339	WKNR	SPRTS	1220	Cleveland	0.3	0.8	5	87
								WKST-F	AC	92.1	Elwood City, PA	0.3	1.3	13	240
								WMJI-F	O	105.7	Cleveland	0.5	1.8	3	87
								WMMS-F	AOR	100.7	Cleveland	0.8	2.5	9	144
								WNCX-F	CL AOR	98.5	Cleveland	0.6	2.2	5	111
								WNIR-F	T	100.1	Kent	0.8	1.1	6	69
								WONE-F	AOR	97.5	Akron	0.6	2.6	6	139
								WQAL-F	AC/CHR	104.1	Cleveland	0.3	1.6	2	70
								WQMX-F	C	94.9	Medina, OH	0.5	1.1	5	71
								WRQK-F	AOR	106.9	Canton	0.5	1.6	9	113
								WTAM	N/T	1100	Cleveland	1.1	4.5	9	237
								WZKL-F	O	92.5	Alliance, OH	0.6	2.1	7	183

YOUNGSTOWN

Consolidation Report				Format Performance						
	12+	25-54	Revenue	AM	FM	Total	%	Yr. Ago		
Clear Channel, pend.	36.9 %	34.8 %	40.4 %	AC	0 (0)	63 (4)	63 (4)	10.9 %	9.2 %	
WBBG-FM, WICT-FM, WKBN-AM, WMXY-FM, WNCN-FM, WNIO-AM, WRTK-AM, WTNX-FM				AOR/Classic/NR	0 (0)	100 (6)	100 (6)	17.3 %	17.8 %	
Cumulus, pend.	26.9 %	23.8 %	48.9 %	Black/Urban	11 (1)	28 (2)	39 (3)	6.7 %	7.4 %	
WHOT-FM, WLLF-FM, WPIC-AM, WQXK-FM, WSOM-AM, WWIZ-FM				CHR	0 (0)	83 (3)	83 (3)	14.3 %	14.3 %	
	63.8 %	58.6 %	89.3 %	Classical	0 (0)	0 (0)	0 (0)	0.0 %	0.0 %	
				Country	0 (0)	101 (3)	101 (3)	17.4 %	13.8 %	
				Full Service	0 (0)	0 (0)	0 (0)	0.0 %	0.0 %	
				Hispanic	0 (0)	0 (0)	0 (0)	0.0 %	0.0 %	
				Jazz	0 (0)	8 (1)	8 (1)	1.4 %	1.1 %	
				News/Talk	69 (3)	5 (1)	74 (4)	12.8 %	12.4 %	
				Oldies	2 (1)	55 (4)	57 (5)	9.8 %	10.9 %	
				Others/Unknown	0 (0)	0 (0)	0 (0)	0.0 %	0.0 %	
				Religion/Gospel	4 (1)	7 (1)	11 (2)	1.9 %	2.6 %	
				Soft AC	0 (0)	2 (1)	2 (1)	0.3 %	0.0 %	
				Sports	6 (2)	0 (0)	6 (2)	1.0 %	0.5 %	
				Standards/EZ	35 (3)	0 (0)	35 (3)	6.0 %	10.0 %	
				Totals	127 (11)	452 (26)	579 (37)			

AM Stations

Station	Freq	Power	Format	Company	City
WKBN	570	5 kw (DA-N)	News/Talk	CBS, ABC	Youngstown
WNIO	1390	9.5 kw/5 kw (DA-N)	Standards	ABC	Youngstown
WRBP	1440	5 kw (DA-2)	Black AC	Westwd, CBS	Warren
WRTK	1540	0.5 kw (Days)	Simul. WNCN-F		Niles
WSOM	600	1 kw (Days, DA)	Standards	Westwd	Salem

FM Stations

Station	Freq	Power	Format	Company	City
WBBG	93.3	50 kw @ 279	Oldies	\$49.00 Sentry	Youngstown
WBTJ	101.9	3 kw @ 328	CHR/Black	\$<20.00 Katz	Hubbard
WHOT	101.1	25 kw @ 695	CHR	\$55.00 Allied	Youngstown
WICT	95.1	19 kw @ 804	Country	\$<20.00 Sentry	Grove City
WLLF	96.7	1.4 kw @ 485	Smooth Jazz	\$ NA --	Mercer, PA
WMXY	98.9	5.9 kw @ 1370	AC	ABC, CBS \$42.00 Katz	Youngstown
WNCN	106.1	3 kw @ 328	AOR	\$35.00 Katz	Niles
WQXK	105.1	88 kw @ 430	Country	\$70.00 Banner	Salem
WTNX	95.9	3 kw @ 328	Modern AC	\$<20.00 Sentry	Sharpsville, PA
WYFM	102.9	44 kw @ 459	Classic AOR	Westwd \$30.00 Allied	Sharon

Notes: WAMO-F -- See Pittsburgh . . . 3/00 WRTK changed from simulcasting WNIO to simulcasting WNCN-F . . . 7/00 The WBTJ-F calls and Dance CHR format moved from 101.9 to 95.9 (ex-WTNX-F); the 101.9 changed calls to WRBP-F with a Black format . . . 7/00 WRBP (1440; Warren) sold to WASN (1330; Campbell); price NA . . . 7/00 WRBP changed from Black AC to simulcasting WASN . . . 8/00 WNCN-F and WBBG-F swapped facilities: WNCN-F moved from 106.1 to 93.3; WBBG-F, from 93.3 to 106.1



RADIO PUBLICATIONS FROM DUNCAN'S AMERICAN RADIO

DUNCAN'S RADIO MARKET GUIDE

\$335.00

This is our flagship publication. Since 1984, **DUNCAN'S RADIO MARKET GUIDE** has been the standard reference for radio station buyers, sellers, lenders and brokers. **DUNCAN'S RADIO MARKET GUIDE** examines the economic conditions of more than 170 radio markets. Here's just some of the information you'll find in it:

- Market radio revenue histories and projections covering a ten-year period (five years back; five years forward).
- Radio revenue projections calculated on three separate bases for greater reliability: historical (past performance), population growth (revenue per capita) and retail sales growth.
- Revenue estimates for more than 1,600 individual radio stations, plus viable operating entities (standalones, combos, duopolies and super-duopolies).
- Revenue estimates for competing media – television, newspaper, outdoor and cable TV.
- Radio station sales for each market during the past five years.
- Jim Duncan's comments about each market, as well as a 10-point mathematical grading of each market – a Duncan's exclusive.
- Population and retail sales histories and projections.
- Revenue-per-share point and revenue-per-AQH figures for each market.

And much, much more. Published annually – 400+ pages.

AMERICAN RADIO

Since 1976, **AMERICAN RADIO** has been the radio industry's most complete and timely source book for radio ratings and programming information. Published quarterly (plus an annual "Small Market" edition), **AMERICAN RADIO** is published within a month after issuance of the Arbitron market reports. Each report includes more than 30 ratings tables for each market, and after the Spring edition, our National Rankings report details nationwide format and station performances (it's free to anyone who receives the Spring report, but also is available separately). **AMERICAN RADIO** is considered the "bible" of the radio industry and is required reading for everyone involved with radio.

Issue	Release Date	# of Markets	Price
Spring Report	September	171	\$97.00
National Rankings Summary (if ordered alone)	October	171	25.00
Spring Small Market Report	September	105	55.00
Summer Report	November	95	55.00
Fall Report	April	171	97.00
Fall Small Market Report	April	105	55.00
Winter Report	June	95	55.00

AUDIENCE-TO-REVENUE CONVERSION/FORMAT PERFORMANCE ANALYSIS \$95.00

This annual report provides two important analyses. First, it examines the relationship between a station's audience share and its share of revenue (Conversion ratio, sometimes called "power" ratio). Over 1200 stations are listed, with all the following given for each:

- Call letters, market and format
- Revenue rank, 12+ and 25-54
- Revenue and revenue share
- Conversion (or "power") ratio

Additionally, national means are provided for formats by market size

The second part of this book analyzes the audiences of more than 1500 stations, with the following provided for each:

- Time Spent Listening
- % Male, % Female
- Turnover Ratio
- % Exclusive Cume
- % 12-24, % 25-54, % 55+
- Highest cume-sharing station
- % of listening at home

Finally, this report offers a comprehensive analysis of the concentration of both audience and revenue shares for all Arbitron-rated markets (262). Published annually.

Next page has more publications



MORE RADIO PUBLICATIONS FROM DUNCAN'S AMERICAN RADIO

THE FACILITIES OF AMERICAN RADIO – FM STATIONS, TOP 100 MARKETS \$335.00

A total update of J.T. Anderton's 1989 classic "FM Map Book." City-grade and 1-millivolt contour maps for more than 1300 stations are provided, including over 250 new stations and 500 facility changes since the first edition. It also offers complete listings of station power, antenna height above average terrain, tower coordinates and height above ground, and our exclusive description of transmitter locations by address or physical siting, all gathered during exhaustive research of FCC technical files. It features new, custom-designed base maps for easy readability. **The original and only publication of its kind; a must-have for station buyers, lenders and brokers; rep, network and group executives and radio consultants.**

DUNCAN RADIO PROFILER (CD-ROM)

SEE ORDER FORM FOR PRICE

Everything we do, now on your computer! The Duncan data you've relied upon for years – in an easy-to-use, computer-based format. Radio Profiler details more than 13,300 radio stations, every Arbitron-rated radio markets (featuring the latest ratings data) and 100 top radio groups. In an instant, you are able to review the stations, markets and groups that matter most in radio. Call us at 513.731-1800 for full details.

DUNCAN'S SUBSCRIPTION PACKAGES

Depending upon which subscription package you choose, you can save from 10 to 18 percent off the cost of ordering each book individually.

DUNCAN'S SUBSCRIPTION PACKAGE #1

A subscription to all four of the large market American Radio reports for \$275. The books cost \$304 if purchased one-by-one. You save 10% by subscribing.

DUNCAN'S SUBSCRIPTION PACKAGE #2

A subscription to all four large market reports, plus both our Small Market editions that cover the condensed markets, for \$375. All six reports individually are \$414, but if you opt for the six-report subscription package, you save 10%.

DUNCAN'S SUBSCRIPTION PACKAGE #3

A subscription to all four large market American Radio reports plus our flagship publication, Duncan's Radio Market Guide, plus our Revenue Conversion Ratio/Format Performance Report for \$625. Purchased one-by-one, the price is \$734; \$304 for the quarterly reports, \$335 for the Market Guide and \$95 for the Conversion Ratio/Format report. The package saves you 15%.

DUNCAN'S SUBSCRIPTION PACKAGE #4

A subscription to all six American Radio reports, the Market Guide and the Conversion Ratio/Format Performance Report for \$695. Purchased separately, the books are \$844. You save 18% with this package.

Radio News Each Morning RIGHT ON TARGET.



We Report, You Triumph.



Daily 1-800-248-4242



media


















E-mail for more information...

partnerships@mediaocean.com

Deutsche Banc Alex. Brown

Time-tested, superior performance

 <p>\$23 billion Merger with Clear Channel Communications, Inc.</p> <p>Financial Advisor August 2000¹</p>	 <p>\$1.3 billion Acquisition of 12 radio stations from Clear Channel Communications, Inc.</p> <p>Financial Advisor August 2000¹</p>	 <p>\$825 million Sale of 46 of its radio stations to ENTERCOM Communications Corp.</p> <p>Financial Advisor August 2000¹</p>	 <p>\$1.65 billion Senior Notes Offering 7.70% due 2010 7.875% due 2030</p> <p>Senior Co-Manager July 2000¹</p>
 <p>€650 million Senior Notes Offering 6.5% due 2005</p> <p>Joint Lead Manager June 2000³</p>	 <p>\$41 million Private Placement</p> <p>Sole Placement Agent May 2000¹</p>	 <p>\$200 million 5.50% Convertible Subordinated Notes due 2007</p> <p>Lead Manager March 2000¹</p>	 <p>\$350 million Follow-on Offering</p> <p>Co-Lead Manager March 2000¹</p>
 <p>\$500 million \$200 million 10.25% Senior Notes and \$300 million 12.875% Senior Discount Notes due 2010</p> <p>Co-Manager March 2000¹</p>	 <p>\$436 million Initial Public Offering</p> <p>Co-Manager February 2000¹</p>	 <p>\$450 million 5.00% Convertible Subordinated Notes due 2010</p> <p>Joint Lead Manager February 2000¹</p>	 <p>\$424 million Follow-on Offering</p> <p>Lead Manager January 2000¹</p>
 <p>\$280 million Follow-on Offering</p> <p>Co-Lead Manager January 2000¹</p>	 <p>\$3.2 billion Senior Secured Credit Facilities</p> <p>Administrative Agent November 1999²</p>	 <p>\$1 billion 1.50% Convertible Senior Notes due 2002</p> <p>Joint Book Manager November 1999¹</p>	

Performance is

leading to results™¹

Deutsche Bank

