

May 1955

50 Cents

55c in Canada

QST

devoted entirely to




amateur radio



PUBLISHED BY THE AMERICAN RADIO RELAY LEAGUE

ADD HIGH FIDELITY TO YOUR HOBBY

for all the family TO ENJOY



On-the-air or Off-the-air...

This natural extension of your hobby provides a new source of pleasure for your entire family. And with the "know-how" you already have, it is easy to put together a true high-fidelity system that gives thrilling, lifelike music reproduction. Just as E-V microphones and other equipment are widely used in amateur and commercial communications...so have E-V high-fidelity reproducing components and systems achieved high recognition for their outstanding quality. Shown here are a few typical examples.

The Aristocrat. Folded-horn corner enclosure. Designed for E-V or any full-range 12-in. speaker or E-V separate 2-way or 3-way systems. Unusually smooth reproduction down to 35 cps. Selected mahogany veneers. Size: 29-5/8 in. high, 19 in. wide, 16-5/16 in. deep.

Mahogany Net: \$66.00
Korina Blonde. Net: \$72.00

Model A20C Circlotron Amplifier. Has all necessary inputs and controls for handling a complete high-fidelity system. Power output 20 watts rated, 40 watts on peaks. Frequency response ± 1 db 20-20,000 cps at full 20 watts. Size: 10 3/4 in. wide, 11 3/4 in. deep, 7 3/8 in. high. Net: \$110.00

Model 12TRXB Triaxial Speaker. Integrated 3-way speaker system combines E-V T35B Super Sonax, Radax Propagator, and large bass cone with heavy magnet in one compact, concentric assembly. Response 35-15,000 cps in recommended Aristocrat enclosure. With level control for VHF driver. Net: \$59.70

Model 84 Ultra-Linear Ceramic Cartridge. Flat response $\pm 2\frac{1}{2}$ db from 20 to 15,000 cps. No preamplifier required. No inductive hum pick-up. No microphonics. High-level output. For microgroove 33 1/3 and 45 rpm.

Model 84D. With Diamond Stylus. Net: \$23.10
Model 84S. With Sapphire Stylus. Net: \$ 9.60

See your E-V Distributor, or
write for helpful literature

ELECTRO-VOICE, INC. • BUCHANAN, MICH.

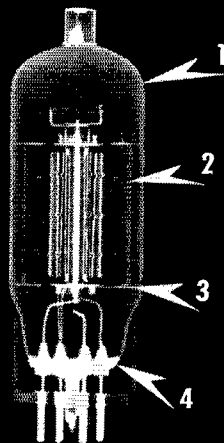
Electro-Voice®

HIGH FIDELITY SPEAKER SYSTEMS, AMPLIFIERS, MICROPHONES, PHONO-CARTRIDGES, AND OTHER ELECTRO-ACOUSTIC PRODUCTS




NEW SERVICE-DESIGNED 6BG6-GA

Diameter 24% less than prototype! Seated height 13% less! See X-ray pictures at right for standout design improvements in General Electric's new tube—priced same as the 6BG6-G it replaces!



NEW 6BG6-GA



OLD 6BG6-G

1. New bulb is straight-side, much smaller and sturdier.
2. Redesigned, more shock-resistant tube structure.
3. Bottom mica, as well as top, now contacts the glass envelope, for greater rigidity.
4. Button-stem base gives shorter, better-separated leads, for improved heat conduction and superior tube r-f characteristics.

For mobile work, choose G.E.'s all-new 6BG6-GA... compact, sturdy, high-voltage tested!

ONE tube or push-pull, the 6BG6-GA is ideal for your new mobile or portable rig—final-amplifier or modulator service.

General Electric's new beam power pentode is streamlined in size, and as rugged as they come. The tube takes tough mobile operating conditions in stride. A high peak plate voltage rating means you'll have little or no tube arc-over from voltage fluctuations. To further assure this, every G-E 6BG6-GA is factory pulse-tested at absolute maximum voltage.

20-watt plate dissipation per tube helps you get the power you need out of a small rig . . . and at a budget receiving-tube price. Also, here is a tube specially designed and built to perform, to last—one of General Electric's famous Service-Designed types, which TV technicians coast-to-coast are installing in critical sockets.

Your local G-E tube distributor has the new Service-Designed 6BG6-GA. See him today! *Tube Department, General Electric Company, Schenectady 5, New York.*


GENERAL  ELECTRIC

NOW... Optional Equipment Combinations


for COLLINS KWS-1 AMATEUR TRANSMITTER

Collins KWS-1 incorporates the most advanced design features ever offered in an Amateur transmitter — new compactness, new ease of operation, and optimum performance on SSB, AM and CW.

This new Collins transmitter will soon be available as a complete ready-to-operate kilowatt or as individual sub-units as listed below.



KWS-1 Transmitter



KWS-1K



32W-1

- KWS-1 Transmitter complete \$1,995.00
- KWS-1K Transmitter similar to KWS-1, less high-voltage power supply and PA tubes..... 1,225.00
- 32W-1 Exciter and low-voltage power supply. Also included are sockets for two 4X150A tubes in shield box to be used if 32W-1 is later converted to a KWS-1..... 895.00
- 367A-2 Power Amplifier Kit includes all components, except two 4X150A tubes, to convert the 32W-1 to a KWS-1... 215.00
- 428A-1 High-voltage power supply for KWS-1, completely assembled and wired..... 700.00
- 428A-2 high-voltage power supply similar to 428A-1, except supplied in kit form..... 545.00

See your nearest Collins Distributor for additional information.

COLLINS RADIO COMPANY • Cedar Rapids, Iowa





MAY 1955

VOLUME XXXIX • NUMBER 5

PUBLISHED MONTHLY, AS ITS OFFICIAL ORGAN, BY THE AMERICAN RADIO RELAY LEAGUE, INC., WEST HARTFORD, CONN., U. S. A.; OFFICIAL ORGAN OF THE INTERNATIONAL AMATEUR RADIO UNION

STAFF

Editorial

A. L. BUDLONG, WIBUD
Editor

HAROLD M. McKEAN, WICEG
Managing Editor

GEORGE GRAMMER, WIDF
Technical Editor

DONALD H. MIX, WITS
BYRON GOODMAN, WIDX
Assistant Technical Editors

EDWARD P. TILTON, WIHDQ
V.H.F. Editor

C. VERNON CHAMBERS, WIEQ
LEWIS G. McCOY, WIICP
Technical Assistants

ROD NEWKIRK, W9BRD
DX Editor

ELEANOR WILSON, WIQON
YL Editor

ANN B. FURR, WIZIB
Production Assistant

WILLIAM A. PAUL, WIDXI
Editorial Assistant

Advertising

LORENTZ A. MORROW, WIVG
Advertising Manager

EDGAR D. COLLINS
Advertising Assistant

Circulation

DAVID H. HOUGHTON
Circulation Manager

I. A. MOSKEY, WIMY
Assistant Circulation Manager

OFFICES

38 La Salle Road

West Hartford 7, Connecticut

TEL: AD 3-6268 TWX: HF 88

Subscription rate in United States and Possessions, \$4.00 per year, postpaid; \$4.25 in the Dominion of Canada, \$5.00 in all other countries. Single copies, 50 cents. Foreign remittances should be by international postal or express money order or bank draft negotiable in the U. S. and for an equivalent amount in U. S. funds.

Entered as second-class matter May 29, 1919, at the post office at Hartford, Connecticut, under the Act of March 3, 1879. Acceptance for mailing at special rate of postage provided for in section 1102, Act of October 3, 1917, authorized September 9, 1922. Additional entry at Concord, N. H., authorized February 21, 1929, under the Act of February 28, 1925.

Copyright 1955 by the American Radio Relay League, Inc. Title registered at U. S. Patent Office. International copyright secured. All rights reserved. Quedan reservados todos los derechos. Printed in U. S. A.

INDEXED BY

INDUSTRIAL ARTS INDEX
Library of Congress Catalog
Card No.: 21-9421

-CONTENTS-

TECHNICAL —

The "Z-Match" Antenna Coupler Allen W. King, WICJL 11
Vertical Multiband Antennas... L. L. Taylor, W8LVK 19
Easy Shielding for Ninety Watts Richard L. Baldwin, WIIKE 25
A Compact Two-Tone Test Generator Robert F. Tschannen, W9LUO 33
The All-Electronic "Ultimatic" Keyer — Part II... John Kaye, W6SRY 36
The Sonar CD-2 Transmitter-Receiver (Recent Equipment) 38
The Gonset 6-Meter Communicator (Recent Equipment) 40

BEGINNER —

Six Meters for the Beginner. Edward P. Tilton, WIHDQ 22
A One-Tube Receiver for the Beginner Lewis G. McCoy, WIICP 30

MOBILE —

Automatic Mobile Antenna Tuning John A. Hargrave, W0IGP 14


OPERATING —

21st ARRL Sweepstakes Results — Part I Phil Simmons, WIZDP 44
Results — 1955 Novice Round-up Ellen White, WIYYM 50
Armed Forces Day Program — May 21st... 56

GENERAL —

TI9MHB... John R. Beck, W6MHB 60

"It Seems to Us..." 9 Feed-back... 52
Our Cover... 10 Hints & Kinks... 53
Coming ARRL Conventions... 10 Correspondence from Members... 54
ARRL Pacific Division Convention... 10 YL News and Views... 55
In QST 25 Years Ago... 10 World Above 50 Mc... 57
Silent Keys... 21 How's DX?... 63
Happenings of the Month... 42 Operating News... 68
ARRL QSL Bureau... 43 With the AREC... 71
Hamfest Calendar... 52 Station Activities... 75



The enemy attack will allow *no time* for the development of advanced communications systems... *no time* to further perfect electronic equipment for defense or swift retaliation... *no time* to produce more of the vital and dependable equipment made by Hallicrafters during World War II and Korea. Hallicrafters, with a background of over twenty years of electronic "know how," is perfecting and producing secret equipment *now* being used by our Air Force and other branches of the service. The American "edge" over the enemy depends upon Hallicrafters and other "Primary Producers" for the United States Armed Forces.

*World's leading exclusive manufacturers
of communications radio*

hallicrafters


4401 West Fifth Avenue, Chicago, Illinois

HALLICRAFTERS FACILITIES ARE NOW BEING USED FOR THE DEVELOPMENT AND PRODUCTION OF: GUIDED MISSILE CONTROL EQUIPMENT • COMMUNICATIONS EQUIPMENT • COUNTER-MEASURE EQUIPMENT • COMBAT INFORMATION CENTER • HIGH FREQUENCY ELECTRONIC EQUIPMENT • MOBILE RADIO STATIONS • MOBILE RADIO TELETYPE STATIONS • PORTABLE TWO-WAY COMMUNICATIONS EQUIPMENT • RADAR RECEIVERS AND TRANSMITTERS (ALL FREQUENCIES) • RADAR EQUIPMENT.

MR.

NOVICE

THE **BEST** AT NO EXTRA COST!



3700 - 3750 Kcs. \$ 2.95
7175 - 7200 Kcs.

QRM on Novice frequencies rivals the notorious weekend congestion on 75 and 20 meter fone! You'll have better luck, more completed QSOs if you pick an ODD KILOCYCLE FREQUENCY. Landing on multiples of 5 kcs. is pure murder. That's where PRs come in. You can pick any odd kilocycle frequency you want . . . at no extra cost. Order from your dealer's complete stock. If he doesn't have the particular frequency you want, he can get it pronto. So enjoy the BEST as a Novice . . . reliable, stable, highly active PR Crystals . . . the amateur and commercial frequency standard since 1934. You can't miss on a PR.

PR

Crystals



USE **PR** AND KNOW WHERE YOU ARE

PETERSEN RADIO COMPANY, INC.
2800 W. BROADWAY • COUNCIL BLUFFS, IOWA

EXPORT SALES: Royal National Company, Inc., 75 West Street, New York 6, N. Y., U. S. A.

Section Communications Managers of the ARRL Communications Department

Reports Invited. All amateurs, especially League members, are invited to report station activities on the first of each month (for preceding month) direct to the SCM, the administrative ARRL official elected by members in each Section. Radio club reports are also desired by SCMs for inclusion in QST. **ARRL Field Organization station appointments** are available in the areas shown to qualified League members. These include ORS, OES, OPS, OO and OBS. SCMs also desire applications for SEC, EC, RM and PAM where vacancies exist. *All amateurs* in the United States and Canada are invited to join the Amateur Radio Emergency Corps (ask for Form 7).

ATLANTIC DIVISION			
Eastern Pennsylvania	W4BIP	W. H. Wand	R D 1, Box 300
Marvland-Delaware-D. C.	W3PRL	J. W. Gore	3707 Woodbine Ave.
Southern New Jersey	K2BG	Herbert C. Brooks	800 Lincoln Ave.
Western New York	W2SJV	Edward Graf	81 King St.
Western Pennsylvania	W3NCD	R. M. Heck	RFD 1
CENTRAL DIVISION			
Illinois	W9VIX	George Schreiber	299 S. Scoville Ave.
Indiana	W9BKJ	George H. Graue	824 Home Ave.
Wisconsin	W9RQM	Reno W. Goetach	929 S. 7th Ave.
DAKOTA DIVISION			
North Dakota	W0HNV	Earl Kirkeby	P.O. Box 12
South Dakota	W0RRN	J. W. Sikorski	1900 South Menlo Ave.
Minnesota	W0MXC	Charles M. Bove	1611 1/2 E. Lake St.
DELTA DIVISION			
Arkansas	W5FMF	Owen G. Huffey	Box 157
Louisiana	W5FMO	Thomas J. Morgavi	3421 Beaulieu St.
Mississippi	W5WZY	Julian G. Blakely	104 N. Poplar St.
Tennessee	W4SCF	Harry C. Simpson	1863 So. Wellington St.
GREAT LAKES DIVISION			
Kentucky	W4SBI	Robert E. Fields	531 Central Ave., (Kentucky side)
Michigan	W8RAE	Thomas G. Mitchell	409 Liberty
Ohio	W8AJW	John E. Stringer	2972 Clague Rd.
HUDSON DIVISION			
Eastern New York	W2ILI	Stephen J. Neason	794 River St.
N. Y. C. & Long Island	W2VBT	Carleton L. Coleman	P.O. Box 1011
Northern New Jersey	W2VQR	Lloyd H. Manamon	709 Seventh Ave.
MIDWEST DIVISION			
Iowa	W0PPP	William G. Davis	3rd St.
Kansas	W0ICV	Earl N. Johnson	624 Roosevelt
Missouri	W0CEP	James W. Hoover	15 Sandringham Lane
Nebraska	W0CBH	Floyd B. Campbell	203 W. 8th St.
NEW ENGLAND DIVISION			
Connecticut	W1EFW	Milton E. Chattee	53 Homesdale Ave.
Maine	W1AFT	Bernard Seamon	73 Middle St.
Eastern Massachusetts	W1ALP	Frank L. Baker, jr.	91 Atlantic St.
Western Massachusetts	W1IBV	Osborne R. McKeraghan	22 Mutter St.
New Hampshire	W1HS	Harold J. Preble	Route 4
Rhode Island	W1KKR	Walter B. Hanson, jr.	54 Locust St.
Vermont	W1RNA	Robert L. Scott	108 Sias Ave.
NORTHWESTERN DIVISION			
Alaska	KL7AGU	Dave A. Fulton	Box 103
Idaho	W7IWU	Alan K. Ross	3105 Irene St.
Montana	W7CT	Leslie E. Crouter	608 Yellowstone Ave.
Oregon	W7ESJ	Edward F. Conyngham	11901 Powell Blvd.
Washington	W7FIX	Victor S. Gish	511 East 71st St.
PACIFIC DIVISION			
Hawaii	KH6AED	Samuel H. Lewbel	P.O. Box 3564
Nevada	W7IU	Ray F. Warner	539 Birch St.
Santa Clara Valley	W6WGO	R. Paul Tibbs	1946 Harmil Way
East Bay	W6RLB	Guy Black	281 Loucks Ave.
San Francisco	W6GGC	Walter A. Buckley	36 Colonial Way
Sacramento Valley	W6IDN	Harold L. Lucero	1113 Elinore Ave.
San Joaquin Valley	W6GIW	Edward L. Bewley	421 East Olive St.
ROANOKE DIVISION			
North Carolina	W4VNZ	Charles H. Bryoges	1346 Sunset Drive
South Carolina	W4ANK	T. Hunter Wood	1702 North Rhett Ave.
Virginia	W4KX	John Carl Morgan	c/o Radio Station WFVA
West Virginia	W8IQQ	Albert H. Hix	1013 Belmont St.
ROCKY MOUNTAIN DIVISION			
Colorado	W0CDX	Karl Brueggeman	1945 Kearny St.
Utah	W7UTM	Floyd L. Hinshaw	165 East 4th, North
Wyoming	W7PKX	Wallace J. Ritter	P.O. Box 797
SOUTHEASTERN DIVISION			
Alabama	W4MI	Joe A. Shannon	
Eastern Florida	W4FPWZ	John W. Hollister	3809 Springfield Blvd.
Western Florida	W4MS	Edward J. Collins	1003 E. Blount St.
Georgia	W4NS	George W. Parker	226 Kings Highway
West Indies (Cuba-P.R.-V.I.)	KP4DJ	William Werner	563 Ramon Llovett
Canal Zone	KZ5RM	Roger M. Howe	Box 462
SOUTHWESTERN DIVISION			
Los Angeles	W6YVJ	Howard C. Bellman	973 Mayo St.
Arizona	W7LVR	Albert Steinbrecher	RFD 5, Box 800
San Diego	W6LRU	Don Stansifer	4427 Pescadero
Santa Barbara	W6QIW	William B. Farwell	96 Grapevine Road
WEST GULF DIVISION			
Northern Texas	W5IQD	T. Bruce Craie	1706-27th
Oklahoma	W5RST	Dr. Will G. Crandall	State Veterans Hospital
Southern Texas	W5QDX	Morley Bartholomew	RFD 7, Box 65
New Mexico	W5ZU	G. Merton Sayre	Box 625
CANADIAN DIVISION			
Maritime	VEIOM	Douglas C. Johnson	104 Preston St.
Ontario	VE3IA	G. Eric Farquhar	16 Emerald Crescent
Quebec	VE2GL	Gordon A. Lynn	R.R. No. 1
Alberta	VE6MJ	Sydney T. Jones	10706-57th Ave.
British Columbia	VE7JT	Peter M. McIntyre	981 West 26th Ave.
Yukon	—	—	—
Manitoba	VE4HL	John Polmark	109-13th, N.W.
Saskatchewan	VE5HR	Harold R. Horn	1044 King St.
			Gilbertsville
			Baltimore 7, Md.
			Palmyra
			Tonawanda
			Sharpsville
			Oak Park
			Fort Wayne 6
			Wausau
			Drayton
			Sioux Falls
			Minneapolis 7
			Springtown
			New Orleans 20
			Greenville
			Memphis
			Williamson, W. Va.
			Buchanan
			Cleveland 26
			Troy
			East Hampton, L. I.
			Asbury Park
			Mitchellville
			Topoka
			Ferguson 21
			North Platte
			Southington
			Wiscasset
			North Quincy 71
			Easthampton
			Concord
			Providence 6
			Newport
			Anchorage
			Boise
			Billings
			Portland
			Seattle 5
			Honolulu
			Souther City
			San Jose
			Los Altos
			San Francisco
			Dunsmuir
			Turlock
			Charlotte
			North Charleston
			Fredericksburg
			Forest Hills, Charleston 4
			Denver
			Bountiful
			Sheridan
			Cottondale
			Jacksonville
			Pensacola
			Decatur
			Urb. Truman,
			Rio Piedras, P. R.
			Balboa Heights, C. Z.
			Los Angeles 42
			Tucson
			San Diego 7
			Oak View
			Lubbock
			Sulphur
			Austin
			New Mexico Military
			Institute, Roswell
			Halifax, N. S.
			Burlington, Ont.
			Ste. Genevieve de
			Pierrefonds P. Q.
			Edmonton, Alta.
			Vancouver, B. C.
			Portage la Prairie, Man.
			Saskatoon

* Official appointed to act temporarily in the absence of a regular official.

PRAISED by amateurs

PRIZED by experts

PREFERRED by specialists



See us at the May
Parts Show, Conrad
Hilton Hotel, Rooms
No. 700-701, Booth
No. 575

Model SX-96 SELECTABLE
SIDE BAND RECEIVER

hallicrafters

Chicago 24, Illinois

In Canada:

THE HALLICRAFTERS COMPANY • Don Mills Road • Box 27, Station R • Toronto 17, Ontario, Canada

HALLICRAFTERS

- Covers Broadcast 538-1580 kc plus three S/W 1720 kc—34 Mc.
- Precision gear drive dial system.
- Double conversion with selectable crystal controlled second oscillators
- Selectable side band reception of both suppressed carrier and full carrier transmissions.
- Highly selective 50 kc I. F. system.
- CW operation with AVC on.
- Delayed AVC.
- Calibrated bandspread—"S" meter—double superhet.
- 10 tubes, 1 rectifier and voltage regulator.

THE AMERICAN RADIO RELAY LEAGUE, INC.,

is a noncommercial association of radio amateurs, bonded for the promotion of interest in amateur radio communication and experimentation, for the relaying of messages by radio, for the advancement of the radio art and of the public welfare, and for the representation of the radio amateur in legislative matters, and for the maintenance of fraternalism and a high standard of conduct.

It is an incorporated association without capital stock, chartered under the laws of Connecticut. Its affairs are governed by a Board of Directors, elected every two years by the general membership. The officers are elected or appointed by the Directors. The League is noncommercial and no one commercially engaged in the manufacture, sale or rental of radio apparatus is eligible to membership on its board.

"Of, by and for the amateur," it numbers within its ranks practically every worth-while amateur in the nation and has a history of glorious achievement as the standard-bearer in amateur affairs.

Inquiries regarding membership are solicited. A bona fide interest in amateur radio is the only essential qualification; ownership of a transmitting station and knowledge of the code are not prerequisites, although full voting membership is granted only to licensed amateurs.

All general correspondence should be addressed to the administrative headquarters at West Hartford, Connecticut.



Past Presidents

HIRAM PERCY MAXIM, W1AW, 1914-1936
EUGENE C. WOODRUFF, W8CMP, 1936-1940
GEORGE W. BAILEY, W2KH, 1940-1952

Officers

President GOODWIN L. DOSLAND, W0TSN
Moorhead, Minnesota

First Vice-President WAYLAND M. GROVES, W5NW
P.O. Box 586, Odessa, Texas

Vice-President FRANCIS E. HANDY, W1BDI
38 La Salle Road, West Hartford, Connecticut

Vice-President PERCY C. NOBLE, W1BVR
37 Broad St., Westfield, Massachusetts

Secretary A. L. BUDLONG, W1BUD
38 La Salle Road, West Hartford, Connecticut

Treasurer DAVID H. HOUGHTON
38 La Salle Road, West Hartford, Connecticut

* * * * *

General Manager A. L. BUDLONG, W1BUD

Communications Manager FRANCIS E. HANDY, W1BDI

Technical Director GEORGE GRAMMER, W1DF
38 La Salle Road, West Hartford, Connecticut

General Counsel PAUL M. SEGAL
816 Connecticut Ave., Washington 6, D.C.

Assistant Secretaries:

JOHN HUNTOON, W1LVQ LEE AURICK, W1RDY
PERRY F. WILLIAMS, W1UED
38 La Salle Road, West Hartford, Connecticut

DIRECTORS

Canada

ALEX REID, VE2BE
240 Logan Ave., St. Lambert, P. Q.
Vice-Director: Reginald K. Town, VE7AC
2379 Graveley St., Vancouver 6, B. C.

Atlantic Division

GILBERT L. CROSSLEY, W3YA
Dept. of E.E., Penna. State University
State College, Pa.
Vice-Director: Charles O. Badgett, W3LVF
725 Garden Road, Glenside, Pa.

Central Division

HARRY M. MATTHEWS, W9UQT
702 So. 8th, Springfield, Ill.
Vice-Director: George E. Keith, W9QLZ
RFD 2, Box 22-A, Utica, Ill.

Dakota Division

ALFRED M. GOWAN, W0PHR
1012 South Willow Ave., Sioux Falls, S. D.
Vice-Director: Forrest Bryant, W0FDS
6840 Harriet Ave., Minneapolis, Minn.

Delta Division

GEORGE H. STEED, W5BUX
1912 Beech St., Pine Bluff, Ark.
Vice-Director: George S. Acton, W5BMM
Plain Dealing, La.

Great Lakes Division

JOHN H. BRABB, W8SPF
708 Ford Bldg., Detroit 26, Mich.
Vice-Director: Robert L. Davis, W8EYE
247 Elkhead Ave., Salem, Ohio

Hudson Division

GEORGE V. COOKE, JR., W2OBU
88-31 239 St., Bellerose 26, N. Y.
Vice-Director: Thomas J. Ryan, Jr., W2NKD
2339 Redwood Rd., Scotch Plains, N. J.

Midwest Division

WILLIAM J. SCHMIDT, W9OZN
306 S. Vassar, Wichita, Kansas
Vice-Director: James E. McKim, W0MVG
1404 S. Tenth, Salina, Kansas

New England Division

PHILIP S. RAND, W1DBM
Route 58, Redding Ridge, Conn.
Vice-Director: Clayton C. Gordon, W1HRC
65 Emerson Ave., Pittsfield, Mass.

Northwestern Division

R. REX ROBERTS, W7CPLY
837 Park Hill Drive, Billings, Mont
Vice-Director:

Pacific Division

RAY H. CORNELL, W6JZ
909 Curtis St., Albany 6, Calif.
Vice-Director: Harry M. Engwicht, W6HC
770 Chapman, San Jose 26, Calif.

Roanoke Division

P. LANIER ANDERSON, JR., W4MWH
428 Maple Lane, Danville, Va.
Vice-Director: Theodore P. Mathewson, W4FJ
110 N. Colonial Ave., Richmond, Va.

Rocky Mountain Division

CLAUDE M. MAER, JR., W0IC
740 Lafayette St., Denver, Colo.
Vice-Director: Walter M. Reed, W0WRO
1355 E. Amherst Circle, Denver, Colo.

Southeastern Division

JAMES P. BORN, JR., W4ZD
25 First Ave., N.E., Atlanta, Ga.
Vice-Director: Randall E. Smith, W4DQA
902 Plaza Court, Orlando, Fla.


Southwestern Division

WALTER R. JOOS, W6EKM
1315 N. Overhill Drive, Inglewood 3, Calif.
Vice-Director: Robert E. Hopper, W6YXU
4327 Santa Cruz, San Diego 7, Calif.

West Gulf Division

ROBERT E. COWAN, W5CF
3640 Encanto Drive, Fort Worth 9, Texas
Vice-Director: John F. Skelton, W5MA
1901 Standish Dr., Irving, Texas

"It Seems to Us..."



FIELD DAY

One Saturday in mid-June of last year, from their homes in Canada, the U. S. and possessions, eight thousand three hundred and eighty persons,¹ who otherwise appeared perfectly normal, disappeared into woodlands, mountains and open fields carrying a little food and clothing and a lot of radio apparatus. There they set up two thousand and twenty-six¹ separate transmitter-receiver combinations operating independently of commercial power mains and for a solid twenty-four hours of the ARRL Field Day had themselves a time etching the Kennelly-Heaviside layer indelibly with "CQ FD."

The simple process of subtraction indicates that there were 114,907 holders of amateur licenses who did not take part in Field Day fun. We think they made a great mistake as any participant in the 1954 event will confirm. But it is a mistake which can easily be corrected—the opportunity will come again this June, on the 25th-26th. And with balmy days here again for most of us, now is the time. . . .

. . . Time to find out if Old Man Smith's apple orchard will again be available for an operating site. We've got to try out the generator, to make sure the needle valve isn't gummed up again, and that the gas line isn't about to expire from old age. The tent will have more leaks than last year, but we'll try the paraffin again and keep our fingers crossed. We take our local public relations seriously, but that new reporter on the *Daily Blast* may not think a night on a canvas cot contributes anything to the public knowledge. Shall we use an antenna changeover relay this year, or just toss a wire out the window for receiving? We've got to decide whether we'll have a multi-station set-up so everyone can operate Sunday afternoon, or stick to one station and keep it busy all night. Bill Jones' XYL will say she doesn't think she wants to provide the grub this year, and then change her mind, as she always does, and put on a magnificent spread. . . .

So we'd better devote the next meeting to Field Day. And you'd better, too. First thing you know it will be time to put up the antennas, and then you'll suddenly remember

¹ And probably many more not reported to HQ.

that one of the masts got broken when somebody let go of a guy wire last year. And that table leg needs fixing again. So, you see, if you don't get busy you're liable to miss all the fun — and have only yourself to blame.

We think FD is the top event of the amateur year. Where else, in one week end, can you combine the good-fellowship of a hamfest, the underlying motive of preparation for public service, the fresh air and fun of a picnic, the teamwork of cooperative effort, and the excitement of an operating contest? If you haven't tried it before, make it *this* year. BCNU/1!

MOBILE SAFETY

For some time now we've been on the verge of reminding amateurs of the importance of careful driving during mobile operations, a responsibility accentuated by the growing number of states which issue call-letter license plates. "Lighthouse Larry" in *G-E Ham News* last summer stated the case so nicely, however, that we can't do better than commend to your serious attention the following excerpts from his editorial:

. . . The license plate program has met with considerable success throughout the nation — and has given us a great boost in publicity. In many cases we are thus put on a level with doctors and other public servants.

However, as we attain this stature we also have to remember that it behooves us to live up to our new standing — by added care and courtesy on the road. Need more be said than to comment that every traffic ticket a ham with call-letter license plates gets is a black eye for ham radio? And suppose through our carelessness it should be something worse than just a "ticket"? Suppose it's a broken, twisted body of a child on the highway? We see such pictures in the newspaper once in a while. And I fervently hope I never see one which includes a "murder car" bearing ham call-letter license plates.

You think this is a painful and unpleasant subject? Sure is, but not half as painful and unpleasant as the real thing. We bring it up in the hopes that a few thoughts now, beforehand, may prevent the real thing from ever happening.

A.R.R.L. PACIFIC DIVISION CONVENTION

Fresno, Calif. — May 21-22, 1955

The 1955 ARRL Pacific Division Convention will be held in Fresno, Calif., on Saturday, May 21st, and Sunday, May 22nd, and will be sponsored by the Fresno Amateur Radio Club, Inc. There will be two days of excellent entertainment consisting of a variety comedy program, many outside activities, electronic exhibits, technical discussions, and mobile hunts, mobile judging, and ladies' luncheon and activities, topped off with a barbecued steak banquet. The price for each ticket is \$6.75. For further details address inquiries to: 1955 ARRL Pacific Division Convention, % Grant Storey, W6NTK, 908 West Pico St., Fresno 5, Calif. Preregistration ends May 16th, 12:01 A.M. If you desire to register early, make out your checks to the Fresno Amateur Radio Club, Inc.

COMING A.R.R.L. CONVENTIONS

- May 7th-8th — Oregon State, Portland, Ore.
May 21st-22nd — Pacific Division, Fresno, Calif.
June 10th-12th — West Gulf Division, Fort Worth, Texas
June 11th-12th — North Dakota State, Bismarck, N. D.
June 11th-12th — Southeastern Division, St. Petersburg, Fla.
July 30th-31st — Canadian Division, St. John, New Brunswick
August 12th-14th — Roanoke Division, Old Point, Va.
October 15th-16th — Central Division, South Bend, Ind.
October 22nd-23rd — Midwest Division, Omaha, Neb.



May 1930

... New records set ... all continents active ... excellent reception ... foreign stations craving more U. S. activity! These are the highlights of "International Communications on 28 Mc.," by Clark C. Rodimon, W1SZ.

... QST announces the appointment of George Grammer, W1DF, as Assistant Technical Editor. Mr. Grammer, formerly W3A1H of Audubon, N. J., joined the Headquarters staff last fall to take charge of the ARRL Technical Information Service.

... Pioneering in the field of air-to-ground communications is still continuing with recent 'phone experiments. A summary of the latest is presented by C. H. Vincent, W8XB-W8RD, in "Airplane Radiophone Communications Experiments."

... In keeping with Mother's Day, the "Old Man" pays a fine tribute to moms (especially those of hams!).

... W4GV is described as a station featuring effectiveness, convenience, and low cost. Operator Cornelius W. Zimmerman pounds the ether with two transmitters putting out healthy signals on 7 and 14 Mc. The receiver is a simple, but nevertheless effective, two-stage "blooper."

... In "Our Regulations Are Revised," K. B. Warner tells of latest FCC changes in amateur regulations. Among them are the solidification of the amateur's position, better plate supplies required, the 10-meter band made exclusively amateur, and compulsory logkeeping.

... A light, compact, and completely shielded "inhaler" that covers a wide frequency range as well as being self-contained is described by Howard A. Chinn in "An All-Service Portable Receiver."

... "ARRL Coöperates with the 'Arctic Patrol' in Mid-winter Maneuvers," by F. E. Handy, gives a vivid description of the role played by amateur radio in assisting the Army Air Force.

... "The All-Section Sweepstakes Contest," by E. L. Battey, recounts the results of this highly successful "race." Top honors go to W1ADW who tallied 13,158!

... A new system of uniform tube designation is being adopted by QST. Under the new plan, a UX-210 becomes Type '10, a DeForest 422 becomes Type '22, etc.

Strays

"2 Meter Men Held in Thefts" was a headline recently appearing in *The Evening Bulletin*, a Philadelphia newspaper. Further reading revealed that they were not v.h.f. men, but parking-meter collectors! — W3YKT

During his first few weeks on the air, KN2SSP worked Huntington Woods, Mich., Huntington, L. I., N. Y., and Huntington Station, N. Y.

When the Hartford County Amateur Radio Association scheduled WØEDX as guest speaker at one of their get-togethers, the meeting notices to members read "Al Pichitino, WEDX, Chief Engineer of the E. F. Johnson Company. . . ." Calling the mailing service to complain about the error, HCARA prexy, W1UJLY, got the following indignant reply: "You had a zero in there, but it was crossed out!"

In Portland, Ore., Sharon La Baugh, a youngster stricken with leukemia, asked if she might have a watermelon. None being available in that city, her wish was brought to the attention of Portland amateurs who originated an emergency request for a melon. After much relaying, in which many hams participated, the plea was received at Miami, Fla. From there, two melons were sent by air to the afflicted child.

W8NSX heard W9NSX in contact with W9PCY. Breaking in, W8NSX was followed by none other than W8PCY. This shrinking world!

OUR COVER


Sweepstaker Dick Baldwin, W1IKE, is shown tuning the transmitter he describes in "Easy Shielding for Ninety Watts." The article begins on page 25 of this issue. (Photo by W1UJLY)

The "Z-Match" Antenna Coupler

Impedance Matching the Easy Way

BY ALLEN W. KING,* WICJL

"WHEN it takes more time to make frequency changes in an antenna-coupler circuit than it does in a 500-watt rig, it's high time something should be done about it." The quotation is from a 1954 *QST* that appeared at just about the time the "Z-match" was finished and in operation. Having been a user



Panel view of the "Z-match" antenna coupler. Incorporating a built-in bridge for forward and reflected power and a dummy antenna, it uses a multiband tank in a new circuit arrangement for matching the usual run of transmission-line loads to a coaxial link.

of all-band tank circuits for the past few years, the writer had decided to attempt to use one in reverse, and some interesting results were obtained.

The "Z-match" antenna coupler is designed for use with transmitters having up to 250 watts input, and will match a 50-ohm coaxial line to both reactive and nonreactive loads ranging from

* Project Engineer, Harvey-Wells Electronics, Inc., Southbridge, Mass.


The multiband tank circuit consists of the split-stator capacitor at the left and the two inductors, with links, in the center. Coupling is controlled by the tank and the capacitor at the right. The two-terminal assemblies connect to the two link coils.

• This comes close to being the ultimate in multiband antenna couplers, from the standpoint of convenience and ease of operation. Using a multiband tank in an ingenious circuit arrangement, it offers switchless 3.5-30-Mc. operation plus quick and certain adjustment to optimum coupling by means of a built-in bridge.

10 to 2500 ohms. It covers the frequency range of 3.5 to 30 Mc. without switching coils. One of the most important features of the unit is the fact that all matching is done visually, with a Micromatch type s.w.r. bridge.

Additional features incorporated in the "Z-match" besides the all-band tank circuit are a 50-ohm dummy load and a power-indicating device that is left in the line at all times, reading either forward or reflected power as selected by a front-panel switch. Two output links are provided, for either low-frequency (3.5 to 7.3 Mc.) output or high-frequency (14 to 30 Mc.) output. A second front-panel control is provided for the selection of various functions. The noninductive 50-ohm dummy load is connected in circuit in Position 1, while the second position switches the transmitter to the coupler proper. Position 3 switches the transmitter to a 50-ohm output connection which is independent of the coupler but allows the use of the power-measuring device when feeding directly into a matched 50-ohm line.

The complete schematic is shown in Fig. 1. Like most homebuilt projects, other parts can be substituted. However, care should be taken in



following the layout of the unit, especially the forward- and reflected-power indicating device.

Construction

The "Z-match" shown in the photographs is built on an $11\frac{3}{4} \times 9\frac{1}{4} \times 2\frac{1}{2}$ -inch chassis, and the panel is $12\frac{1}{4}$ by $6\frac{3}{4}$ inches. These were used because they were on hand, but any number of commercially-available chassis and dust-cover combinations could be used with good results.

The chassis itself is used to separate the low-impedance input circuits from the comparatively high- Z output circuits, and no matter what size chassis is used this constructional practice should be followed. The coupling capacitor C_{10} is electrically above ground and is mounted on two feed-through insulators (Johnson type 135-55), one of which is used to bring the electrical connection through the chassis to the rotor of C_{10} . This capacitor is set back from the panel and coupled to the dial by an insulated shaft, thus eliminating body capacity. C_{11} is mounted at the other end of the chassis and the control is brought out through the panel with symmetry in mind. Inductors L_2 and L_4 are mounted near the rear output terminal panel, mainly because this is the high-frequency section (14 to 30 Mc.) and over-all lead length should be kept to a minimum. Coils L_1 and L_3 are mounted at right

angles to L_2 and L_4 to reduce mutual coupling.

The output terminal panel on the rear of the chassis has two National type FWH connectors and a wing-nutted ground terminal, allowing the operator to connect either balanced or unbalanced antennas. The two output terminals (high and low frequency) could very well be one, if an antenna changeover relay was used, although separate connectors are convenient when separate antennas are used.

The two rotary switches S_1 and S_2 are placed in a position to maintain panel symmetry, and also to keep lead lengths to a minimum for the connections to S_2 . As can be seen from the photographs, the 50-ohm dummy load is mounted on standard fuse clips and the "hot" end is kept as close to the ceramic switch S_2 as possible. The dummy load has been insulated from the chassis at the hot end by a $\frac{1}{4}$ -inch-thick phenolic block; however, the same feed-through that was used on C_{10} could be used instead. The grounded end is raised up from the chassis merely in keeping with good constructional practice. This can be done with a metal spacer having the same height as either the phenolic block or the feed-through type insulator, whichever is used.

The rear-view photograph shows the output terminals marked as "parallel" and "series." These, however, could be called "low-frequency"

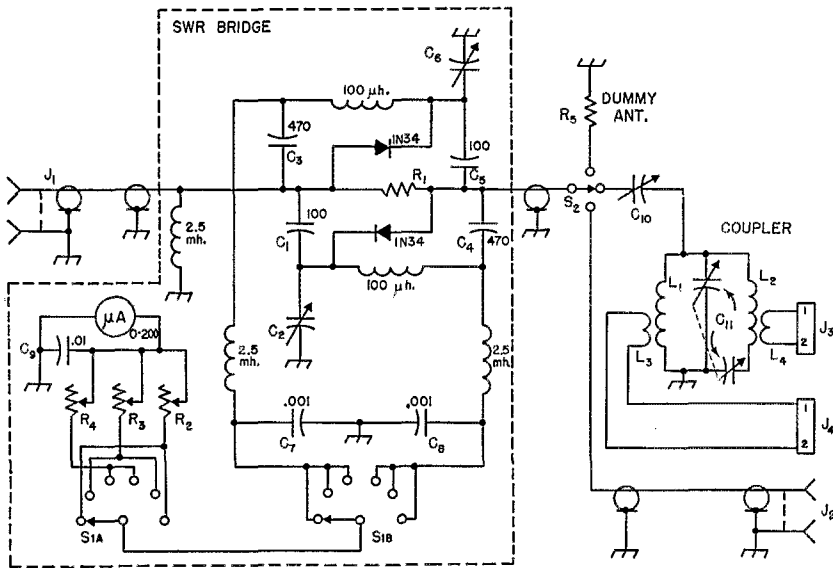



Fig. 1 — Circuit diagram of the "Z-match."

- C_1, C_5 — Erie button type or equivalent.
- C_2, C_6 — Tubular-type variable, 0.5-5 μf . (Erie type 532-08).
- C_3, C_4 — Mica or ceramic.
- C_7, C_8, C_9 — Disk ceramic.
- C_{10} — 340- μf . variable (Bud 1529).
- C_{11} — 250- μf .-per-section variable (Bud 1556).
- R_1 — 0.625 ohm, 8 watts (sixteen 10-ohm $\frac{1}{2}$ -watt composition resistors in parallel).
- R_2 — 2500-ohm carbon potentiometer.
- R_3 — 25,000-ohm carbon potentiometer.
- R_4 — 50,000-ohm carbon potentiometer.
- R_5 — 50 ohms, 50 watts (GE Global type CX).
- L_1 — 3.4 μh .; 7 $\frac{3}{4}$ turns No. 14, 2 1/16-inch diam.,

- L_2 — 1.7 μh .; 5 $\frac{1}{2}$ turns No. 11, 2 1/16-inch diam., 1 $\frac{5}{8}$ inches long.
- L_3 — 2.35 μh .; 6 $\frac{1}{2}$ turns No. 11, 2 $\frac{5}{8}$ -inch diam., 5 $\frac{1}{4}$ inch long.
- L_4 — 1.8 μh .; 13 $\frac{1}{4}$ turns No. 11, 2 $\frac{5}{8}$ -inch diam., 1 $\frac{1}{2}$ inch long.
- J_1, J_2 — Coaxial connectors.
- J_3, J_4 — Binding-post assemblies (National type FWH).
- S_1 — Rotary switch, 2 poles, 6 positions (bakelite wafer).
- S_2 — Rotary switch, 1 pole, 3 positions, shorting (ceramic wafer).



The bridge assembly. The circuit arrangement is made symmetrical for the purpose of reducing the effects of stray capacitance and inductance. The resistors in the center (R_1) are assembled in the form of a cylinder supported by soldering their leads to circular pieces of wire. This reduces inductance and tends to assure uniform current distribution throughout the assembly.

and "high-frequency" outputs. The thought in marking them "parallel" and "series" was that the low-frequency tank coil is parallel connected, while the high-frequency tank coil is the series circuit.


S. W. R. Bridge

The s.w.r. bridge consists of two bridges connected back to back so that incident and reflected power may be determined. The theory and operation have been ably presented elsewhere and will not be dealt with here.¹

The incident-power bridge consists of R_1 , C_5 , C_6 and the transmitter output impedance; the reflected-power bridge consists of R_1 , C_1 , C_2 and the load. The output of the bridge is rectified by

¹Jones and Sontheimer, "The Micromatch," *QST*, April, 1947. See, also, "Recent Equipment," p. 43, *QST*, March, 1955.

Switches, input circuit, bridge and dummy antenna are below chassis. The three variable resistors at the upper left in this view are adjusted for proper power calibration of the bridge and thereafter left set. The Globar resistor used as a dummy antenna is along the right-hand edge.



the crystal diodes. A d.c. path is provided by the r.f. choke. The rest of the components are used for r.f. filtering.

R_1 consists of sixteen 10-ohm $\frac{1}{2}$ -watt composition resistors in parallel. Since the bridge is designed to operate from 3 to 30 Mc., it is important that noninductive resistors be used. For best results, C_1 and C_5 should be of the button type. They proved to be decidedly better than silver micas. Needless to say, all lead lengths should be kept as short as possible to reduce the effects of lead inductance. The layout shown in the photograph should be followed, and since this shows the placement of parts quite clearly, constructional details will be omitted.

In the initial set-up of the bridge, set S_2 to the dummy load position, apply r.f. power to the input terminal, and adjust C_2 for zero deflection. Next, temporarily reverse the bridge and adjust C_6 for zero deflection. Then return to the original input-output connections and the bridge is ready for calibration. A good calibration will require comparison with an already-calibrated power meter, or by calculation from the r.f. current in the dummy load as measured by an r.f. ammeter connected in series with the load. The full-scale power values (three ranges are provided for) may be set by adjusting R_2 , R_3 and R_4 . However, an actual power calibration is not at all necessary to the operation of the "Z-match," since the bridge will serve quite well both for adjustment of coupling and for relative power indications without calibration.

The meter used in the bridge has a basic movement of 0-200 microamperes, and in this case a hand-calibrated scale was made by taking the original meter plate off and reversing it. The three scales were then hand-painted on, as the photograph shows.

Operation

The bridge provides a visual way of adjusting the coupler, while the 50-ohm noninductive load

(Continued on page 116)

Automatic Mobile Antenna Tuning

A Self-Resonating System for 40 and 75

BY JOHN A. HARGRAVE,* WØIGP

It is obvious that mobile operation of the amateur station has increased many times during the past several years. While the 10-, 15- and 20-meter bands offer a general efficiency and convenience of operation from a mobile station comparable to that of the home station, 40 and 75 meters present a more difficult problem. This may be attributed primarily both to practical power limitations and poor radiation-system efficiencies. It has been generally proven that, except for increased physical length, the greatest single factor contributing to the efficiency of a loaded antenna system is loading-inductor efficiency or Q . The greater the r.f. resistance of a given loading inductance, the greater will be the r.f. loss resulting from its operation. It becomes apparent that for a practical figure of efficiency, maximum practical loading-inductor Q must be maintained, and general transmitter and coupling efficiency must be kept at a reasonably high figure.

The expression "high Q " is a relative quantity and strictly dependent on the peculiar interpretation of the user. High Q is generally synonymous with the presence of a sharply resonant circuit with a narrow bandpass characteristic. Generally speaking, a high- Q 5- to 8-foot mobile whip antenna, loaded for the 75-meter band, will be sharply resonant, and will begin to appear seriously reactive at a deviation from the carrier frequency of about 5 kc. Any effort to broaden the response by loading-inductor construction will, in the majority of cases, be merely a compromise


* R.F.D. 1, New Sharon, Iowa.

• Most mobile operators, especially those working 40 and 75, understand the inconvenience of having to stop and retune the antenna for every few kilocycles changes in frequency. The system described here does away with all this by automatically reresonating the antenna whenever frequency is shifted. It also compensates automatically for detuning caused by antenna lay-back, or opening the trunk.

in efficiency and a most dear one. Much has been written concerning high-efficiency loading inductors, and any basic theories conscientiously applied will in all probability result in an appreciable increase in Q and radiation efficiency.

An increasingly large number of the mobile transmitters being built are for multiband and VFO operation. The majority of these are being mounted beneath the automobile instrument dash, within easy reach of the driver-operator. Mobile VFO seems like a marvelous convenience until it is realized that the carefully designed antenna system is restricted to a bandwidth of a few kilocycles. It is mechanically practical to provide an adjustable whip length or to afford a manually adjustable inductor to enable multi-frequency operation, although their location by necessity must be remote from that of the under-dash-mounted VFO transmitter.

WØIGP's under-dash mobile installation. The automatic antenna-tuner control box is at the right. The shafts of the two potentiometers extend from the bottom.



Within this article is described a system for use over the 40- and 75-meter bands providing automatic adjustment of antenna resonance in response to the output frequency of the mobile transmitter. It permits maximum use of VFO control and convenient use of maximum- Q antenna systems. This system was installed in the author's 1953 Buick and has proven very successful and a great convenience. The present mobile transmitter runs 40 watts input, but the system has been used successfully with input powers of from 15 to 300 watts. Although the system was designed for mobile operation, it has been used experimentally on a fixed-station vertical and has proven very satisfactory.

Circuits and Theory

This system¹ consists of a device for detecting antenna resonance, and provides control of a reversible motor which is coupled to a variable antenna-tuning inductance located at the base of the antenna. An inductive load, as observed by the detector, will cause the motor to rotate in one direction, while a capacitive load will cause it to operate in the other direction, such rotation reestablishing antenna resonance.

It is generally understood that an r.f. transmission line terminated in a pure resistance equal to its characteristic impedance will be flat. This means that there will be no reflections from the loaded end of the line, and that at any point along that line the voltage and current will be in phase. A high- Q antenna may be matched to a given type of transmission line but, should the resonant frequency of the load shift to a slightly higher or lower frequency, or should the exciting frequency change to a lower or higher frequency, the antenna system will no longer present a purely resistive load to the transmission line and a complex load will reflect a standing wave back along the transmission line. Under such a condition a shift in voltage/current phase and amplitude relationship will result. These factors produce an increase in load impedance and a significant drop in transmitter loading. The detecting system operates as a result of these variables reestablishing a resistive termination.

The phase detector used in this system is quite similar to the Foster-Seeley f.m. discriminator. Operation of the conventional discriminator results from the phase relationships existing in a transformer having a tuned primary and secondary, both capacitively and inductively coupled. The phase detector shown here in Fig. 1 operates from a low- Q impedance, both capacitively and inductively coupled to the r.f. antenna transmission line. This impedance, represented by L_2 and its distributed circuit capacitances, provides sufficient impedance for satisfactory circuit operation and avoids the inconvenience of a tuned tank. As was previously stated, providing a proper match exists between the r.f. load and its trans-

mission line, r.f. current and voltage on such a line will be in phase. The voltage on the line is used as a reference, and a small amount of this voltage is coupled into the detector circuit through the distributed capacitance existing between L_1 and L_2 . The relative amount of this

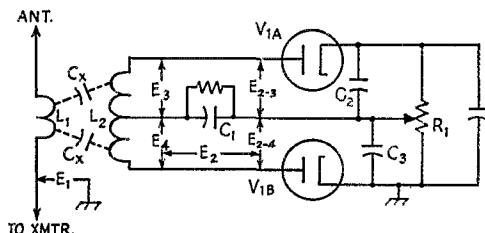


Fig. 1 — Phase-detector circuit used to produce control voltage for the automatic mobile-antenna resonator. E_1 — Voltage across transmission line. E_2 — Portion of E_1 determined by the voltage-divider ratio of C_1 and distributed capacitance, C_x . E_3, E_4 — Voltage induced by L_1 - L_2 mutual. E_{2-3}, E_{2-4} — Vector sums of applied voltages. L_2 is self-resonant at a frequency considerably above normal frequencies of operation. L_1 is a $\frac{3}{4}$ -turn link in series with the antenna and transmission line. C_2 and C_3 provide very low impedance to r.f. currents.

voltage applied to the detector circuit is determined by the capacitive voltage-divider ratio of the distributed capacitance between L_1 and L_2 , C_x , and the value of capacitor C_1 . A second voltage, necessary to provide a medium of phase comparison, is introduced as a result of line current flowing through L_1 . Such a current will create a magnetic field about L_1 and, because of mutual inductance, will produce a current and resultant voltage in the secondary coil L_2 . The resulting voltage across L_2 will lag the inducing current through L_1 by 90 degrees.

The two voltages described above appear in series between the plate of each diode and the center tap of R_1 . Voltages E_3 and E_4 are separated in phase by 180 degrees, with reference to the center tap of L_2 , and are in quadrature with voltage E_2 when a condition of resonance is observed on the transmission line under examination. Under these conditions the effective voltage on the plate of each diode will be of similar amplitude, and will produce a rectified voltage of equal and opposite sign across each half of the load resistor R_1 . The resultant sum of zero volts across R_1 indicates a resonant and balanced condition, as indicated in Fig. 2A.

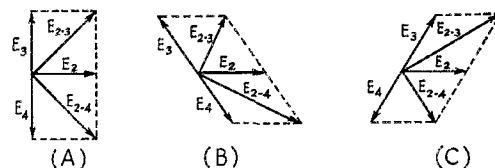


Fig. 2 — Voltage vector relationships for conditions (A) — when the antenna is resonant, (B) — when the antenna is above resonance, and (C) — when the antenna is below resonance. Voltages refer to Fig. 1.

¹ Knoop, "Automatic Tuning of the Antenna Coupler," August, 1952, *QST*; Mezger, "A Phase-Angle Detector for R. F. Transmission Lines," July, 1952, *QST*.

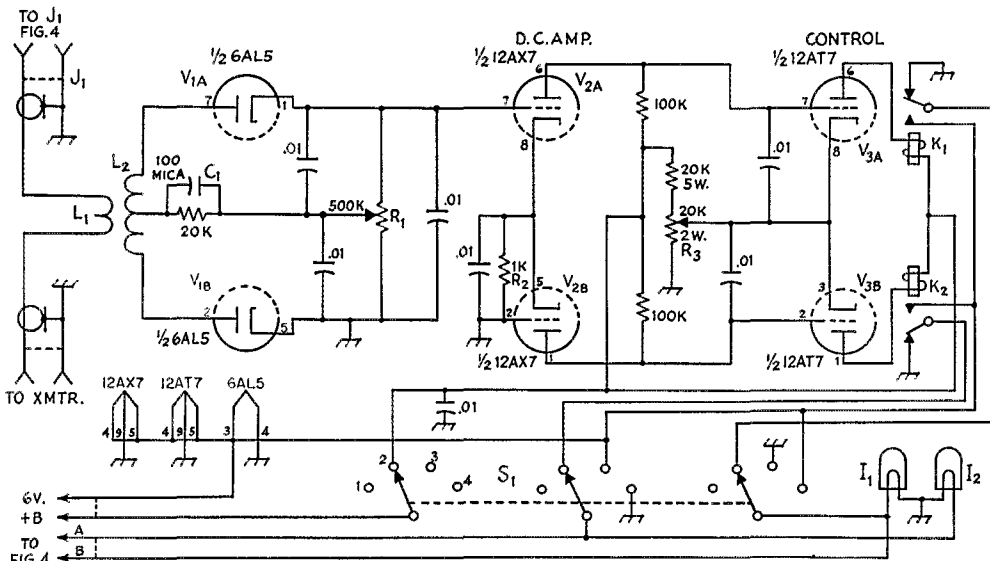


Fig. 3 — Circuit of the automatic mobile antenna tuner.

- C₁ — Mica; all other capacitors are disk ceramic.
 R₁ — IRC type Q.
 R₃ — Ohmite type AB.
 R₄ — Wire-wound.

All other resistors 10 per cent carbon, 1/2 watt, unless otherwise specified.

- L₁ — Approx. 3/4 turn No. 16 wire, over center of L₂.
 L₂ — 20 turns No. 18 enameled wire close-wound, center-tapped on 3/8-inch bakelite rod.
 I₁, I₂ — Green and amber 1/2-inch indicator lamps.
 K₁, K₂ — S.p.d.t. plate-circuit relay, 10,000 ohms (Potter-Brumfield LB5).
 S₁ — 3-pole 1-position rotary switch (Mallory 3234-J).

In the event of antenna detuning or a change in transmitter frequency, a change in the current and voltage phase relationship along the transmission line will result, and a balanced output from V_{1A} and V_{1B} will no longer exist. It may again be said that the reference voltage introduced by the capacitive coupling is in phase with the voltage along the line, but there is no longer a 90-degree phase relationship between this voltage and that developed across L₂ as a result of line current through L₁ and L₁-L₂ mutual inductance. Under such conditions, phase relationships similar to the vectors indicated in Figs. 2B and 2C will result. From this it may be seen that a phase shift in one direction, as a result of a change in the exciting frequency, or a change in the frequency of antenna resonance, will cause the detector to produce a negative output voltage, while the opposite change in frequency or antenna resonance will cause the detector to produce a positive output voltage. Potentiometer R₁ is a balancing control, the proper adjustment of which will overcome circuit unbalances and will provide balanced output.

The complete control circuit is shown in Fig. 3. The 6AL5 phase detector provides a d.c. output voltage of either positive or negative polarity dependent upon the resonant frequency of the antenna system in reference to the transmitter operating frequency. This output voltage is applied to the grid of a d.c. amplifier, V_{2A}, Fig. 3. V_{2A} is cathode-coupled, by way of cathode resistor R₂, to V_{2B}, and the plate circuits of both sections of V₂ are directly coupled to the grids of

the control tube, V₃. In order to provide d.c. voltage amplification, direct interstage coupling is necessary. This arrangement places the entire plate potential of V_{2A} and V_{2B} on the respective control grids of V₃. Under conditions of antenna resonance, the phase detector provides approximately zero volts output, and sensitivity control R₃ is adjusted to the point where the static plate current of V_{3A} and V_{3B} will not hold relays K₁ and K₂ in the energized position. This adjustment places the cathodes of V₃ at a more positive potential than their respective control grids, this bias being of such magnitude as to approach plate-current cut-off.

Following adjustments of balance and sensitivity, any slight change in phase detector output will cause either K₁ or K₂ to operate, causing the tuning motor to rotate in one direction or the other.

Matching Antenna to Line

It is necessary that the transmission line from the transmitter to the loaded antenna be made relatively flat if smooth indication and operation is desired from one hand edge to the other. This may sound like a difficult task, but the adjustment may be made with very little equipment or effort. It essentially requires that the loaded antenna at resonance present the same load to the transmission line as a noninductive resistor equal in resistance to the characteristic impedance of the transmission line. Providing no more than 20 watts of power is made available at the base of the loaded whip, ten 500-ohm 2-watt

carbon resistors may be placed in parallel to act as a dummy load for RG-8/U cable. The impedance-matching system utilized with this antenna consists of a plug-in coil, L_2 , Fig. 4, mounted on the remote tuning unit, and connected from the input side of the variable loading inductor, L_1 , to the automobile body. A satisfactory adjustment may be made by establishing normal transmitter loading with the dummy load, then switching to the antenna system and, while maintaining antenna resonance, adjusting the matching inductance for identical load conditions. It will be found that a difference of as much as one quarter turn will have considerable effect on loading and the proper impedance match. A 6-turn coil $1\frac{1}{2}$ inches in diameter, 2 inches long, was found satisfactory for this particular installation when operating in the 75-meter band. The circuit for the remote tuning unit is shown in Fig. 4 and a photograph of the unit is also included.

General Design

This system contains two basic units:

1) The control unit consisting of a $4 \times 4 \times 2$ -inch box mounted beneath the instrument dash, and containing all detecting and control circuits and components other than the motor, the motor-reversing relay and the impedance-matching and variable inductors. All components associated with the control unit are mounted within the box with the exception of the three vacuum tubes. These are mounted on the rear lip of the unit to afford adequate circulation of air.

2) The remote tuning unit is located in the automobile trunk, adjacent to the base of the loaded whip. It contains the variable series in-

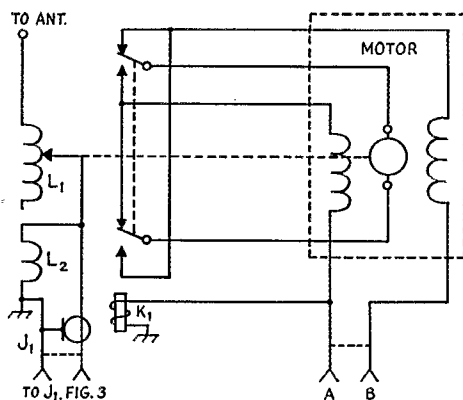




Fig. 4 — Wiring diagram of the motor-driven tuning section. L_1 is the variable portion of the whip loading coil. A variable inductor from a military Command transmitter is used. L_2 is a matching inductor. K_1 is a 6-volt d.c. d.p.d.t. relay (Guardian 200-5). The motor is a 6-volt defroster motor. The antenna terminal should be connected to the base of the whip with the shortest possible lead. L_2 should have a solid connection to the frame of the car. See text for further details.

ductor, impedance-matching inductor, tuning motor and motor-reversing relay.

The front panel of the control unit contains a three-pole four-position rotary switch, S_1 , Fig. 3, and two pilot-light assemblies, I_1 and I_2 . The switch selects the mode of operation, and the two pilot lights indicate the resonant condition of the antenna. When the right-hand lamp, I_2 , is lighted, it indicates an inductive antenna, and when the left-hand lamp, I_1 , is lighted, a capacitive antenna is indicated. Providing the system is properly adjusted, a resistive antenna will be

Motor-driven antenna-tuning unit. The plug-in inductor is the matching inductor shown in Fig. 4. This unit is placed in the trunk of the car, as close to the base of the antenna as possible.





The control unit is assembled in a $4 \times 4 \times 2$ -inch box. The tubes are mounted at the rear, the antenna and transmitter coax connectors on the side, and the switch and indicator lamps on the front.

indicated by both lamps being extinguished.

The three-pole four-position switch utilizes the four positions as follows: (1) off, (2) automatic tuning, (3) manual increase inductance, and (4) manual decrease inductance. During normal operation, the switch will be left in Position 2 except on 10, 15, and 20 meters, where the antenna bandwidth is sufficiently broad that automatic tuning is not necessary. In this case, the switch may be left in the off position. When QSYing from one end of a band to the other, it is not necessary to keep the transmitter on the air while waiting for the antenna to be tuned to resonance. While on automatic position the VFO may be adjusted to the desired frequency, the transmitter output tank adjusted to resonance and note made whether the antenna is inductive or capacitive as indicated by the two pilot lights. The transmitter may then be taken off the air and the control switch placed in one of the two manual positions for an approximate adjustment of the series inductance. The switch may then be returned to the automatic position for an exact antenna adjustment.

Construction

Inductor L_2 , Fig. 3, consists of 20 turns of No. 18 enameled wire close-wound and center-tapped on a $\frac{3}{8}$ -inch bakelite rod. L_1 is formed of No. 16 wire and consists of a $\frac{3}{4}$ -turn loop about L_2 . This provides an optimum value of coupling for 25-50-watt transmitters. Although the coupling between L_1 and L_2 is not critical, it should be reduced as higher transmitter power is employed. A slight change of coupling may be found necessary with different installations.

To facilitate construction procedures, the control unit was assembled and wired with both 4×4 -inch covers removed. This simplifies the task of assembling and wiring considerably. As an aid to simplification it is recommended that wires be cabled together where practical, even though it may require greater lead length. Where no

critical circuits are involved, cabling will greatly limit the congestion which is unavoidable with a unit of this size. Of course, the leads to L_1 and L_2 should be kept short and direct.

The tuning motor was originally an automobile defroster motor purchased at a used auto-supply store for \$1.00. It was disassembled and leads brought out for connection to the d.p.d.t. reversing relay. Six- and 12-volt d.c. motors may be wired in a number of ways. Frequently, the armature is connected between the two fields, and the combination placed in series across the automobile battery. In this case the most simple way to provide a reversal of rotation is by reversing the armature connections in respect to the field windings. In other cases a field reversal may be more simply accomplished.

The gear reduction unit was taken from a PE-101 dynamotor where it was originally used to operate an automatic keyer. The variable inductor, L_1 , Fig. 4, was taken from a military Command transmitter. All other components are of standard manufacture and readily available at most radio supply houses. A simple replacement for the entire antenna tuning unit would be a motor-driven variable inductor which is available commercially.

Power for the automatic mobile tuner is taken directly from the mobile transmitter. The filaments are not switched on or off within the unit itself, but are taken directly from the transmitter filament switch. The unit requires 0.9 amp. at 6 volts and 200-400 volts at approximately 15 ma. Satisfactory sensitivity may be realized with voltages as low as 200, although an increase in L_1 - L_2 coupling may be found necessary. Voltages over 400 should be avoided because of possible cathode-to-heater break-down in V_3 .

Adjustment

Provided the antenna system has been properly matched to the transmission line in use, the

(Continued on page 118)

Vertical Multiband Antennas

Two Practical Systems with Coax Feed

BY L. L. TAYLOR,* W8LVK

• The radiation angle from a vertical antenna will be satisfactory for long-distance work over about a 3-to-1 frequency range if the proper antenna length is used. This article offers a solution to the more difficult problem of feeding such an antenna with coax, without excessive loss in the feeder.

ALTHOUGH there is no simple multiband antenna that provides optimum performance with respect to matching a transmission line, systems can be devised which are compromises and can be made to perform fairly well on several bands. This article describes two such vertical antennas, one of which performs quite well on the 10-, 11-, 15-, and 20-meter bands, the other on the 15-, 20-, and 40-meter bands.

It is pointed out in *The ARRL Antenna Book*¹ that vertical antennas do not make satisfactory

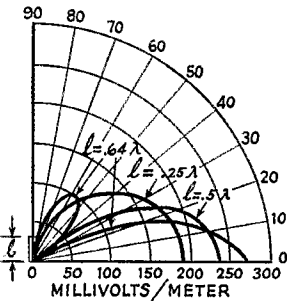


Fig. 1—Vertical-plane field patterns of vertical antennas for several values of antenna height. The field intensity is expressed in millivolts per meter at a distance of one mile for one kilowatt input. Perfectly conducting ground and zero loss resistance are assumed. From Kraus.²

multiband antennas because their angle of radiation increases with frequency. This is true except for the region where the vertical antenna is less than 0.64 wavelength long. Between 0.2 and 0.64 wavelength long the radiation angle decreases as frequency increases. This is shown in Fig. 1, which is a field-intensity plot in the vertical plane of a vertical antenna for three different frequencies. These curves assume zero loss resistance in the antenna and a perfectly conducting ground plane. The actual value of resistive loss in the antenna will merely shrink

* 319 Summit St., Granville, Ohio.

¹ *The ARRL Antenna Book*, page 186, 5th edition.

² J. D. Kraus, *Antennas*, page 317; McGraw Hill Book Co.

³ Edward C. Jordan, *Electromagnetic Waves and Radiating Systems*, pages 482 and 483; Prentice-Hall, Inc.

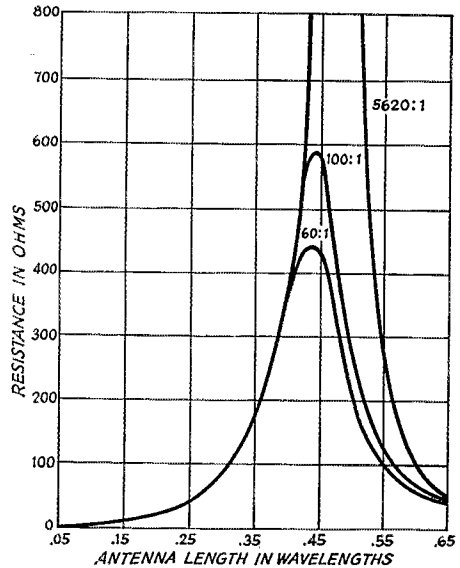


Fig. 2—Input resistance vs. length in wavelengths for vertical antennas of three different length-to-diameter ratios. From Jordan.³

the curves slightly but not distort them. A lossy ground plane such as earth will affect the curves at extremely low elevation angles, which will shorten distances for ground-wave propagation,

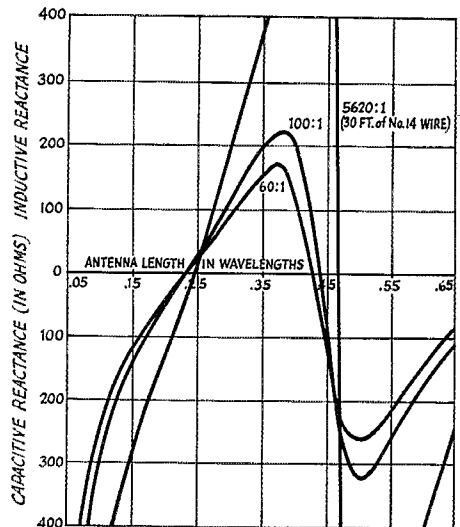


Fig. 3—Input reactance vs. length in wavelengths for vertical antennas of three different diameter-to-length ratios. From Jordan.³

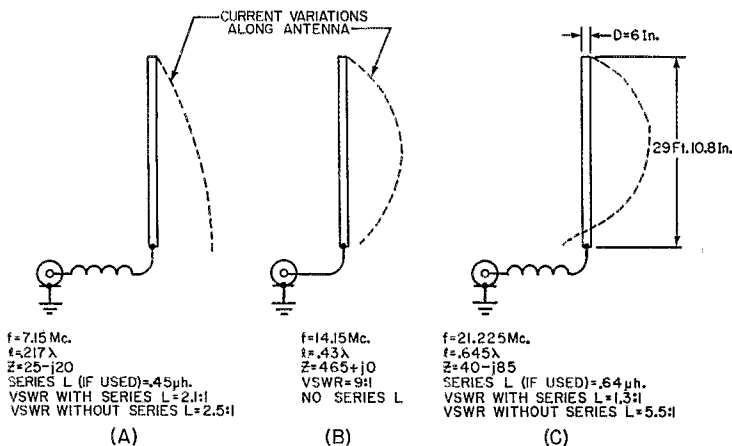


Fig. 4—Vertical antenna for 7, 14 and 21 Mc.

but will not affect the shape of the curves at angles used by amateurs for sky-wave propagation.

The main objection to an antenna which is operated at different points in this 0.64- to 0.20-wavelength region is the radical change in input impedances between the bands where the antenna is current fed and the band where the antenna is voltage fed. By using a simple construction technique the amateur can approximate a cylindrical antenna of low enough length-to-diameter ratio to reduce materially these variations in impedance. Figs. 2 and 3 show the manner in which input resistance and reactance of a vertical cylindrical antenna vary with frequency in the region where the antenna is less than 0.65 wavelength long, and for antenna length-to-diameter ratios of 60:1, 100:1, and 5620:1. A length-to-diameter ratio of 5620:1 is equivalent to 30 feet of No. 14 wire.

Practical Antennas

If the vertical antenna can be erected close enough to the rig to minimize transmission-line losses, the two antennas described here can be made to operate very satisfactorily. Fig. 4 shows

a 20.9-foot antenna with a 60:1 effective length-to-diameter ratio that operates very well on 40, 20, and 15 meters. The current distribution along the antenna at the center of each band is represented by the dotted lines. The values of input impedance, optional series inductance which may be used to cancel out the capacitive component of the input impedance, and the voltage standing-wave ratio with and without the series inductance, are all given for the center of each band. The v.s.w.r. values are for the case where the antenna is fed with 52-ohm coaxial cable. With this antenna the series inductance makes very little difference in cable loss: for example, at 7.15 Mc. the loss in 100 feet of RG-8/U cable without the inductance would be 0.62 db. and with the inductance it would be 0.55 db. At 21.225 Mc. the loss without the inductance is 1.9 db. and with the inductance it is 0.83 db. If this antenna is to be used extensively on 20 meters, the length of the feed line is of special importance. With the 9-to-1 v.s.w.r. which exists on 20 meters, the loss in 100 feet of cable will be 2.3 db. This will have the same effect as reducing a 100-watt rig to about 60 watts. With 50 feet of cable the loss will be

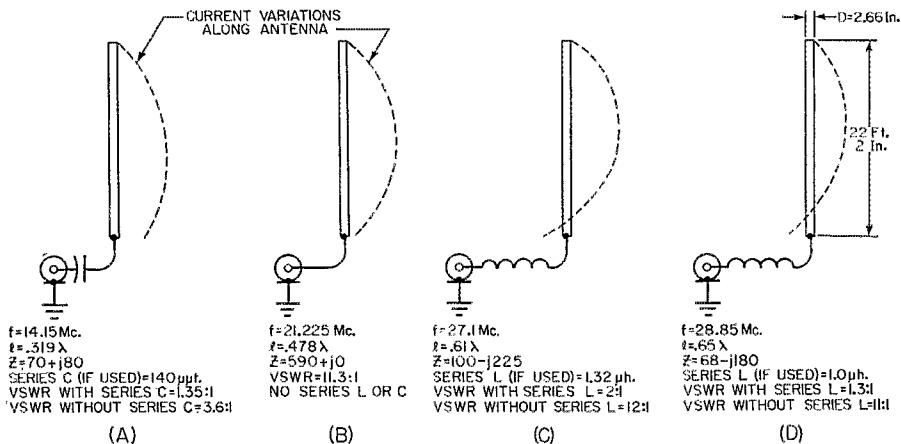


Fig. 5—Vertical antenna for 14, 21, 27 and 28 Mc.

1.3 db., and with 25 feet of cable it is 0.7 db.

A vertical antenna for the 20-, 15-, 11-, and 10-meter bands is shown in Fig. 5. This antenna is 22.16 feet long with a 100:1 effective length-to-diameter ratio. The series condenser for use on 20 meters is relatively unimportant and may be omitted as it only reduces the loss in 100 feet of RG-8/U from 1.2 db. to 0.75 db.; however, on 11 and 10 meters the series inductance should be used unless a very short run of cable is used between the rig and the antenna. The loss on 11 and 10 meters is 3.7 and 3.6 db., respectively, for 100 feet of cable without inductance, and that loss is reduced to 1.2 and 1.0 db., respectively, when the series inductance is used.

Construction Notes

The construction of the antenna is fairly simple, as shown in Fig. 6. The box construction with length D on a side approximates a cylindrical antenna of diameter D . The diameter of the four vertical wires is not critical, but should be

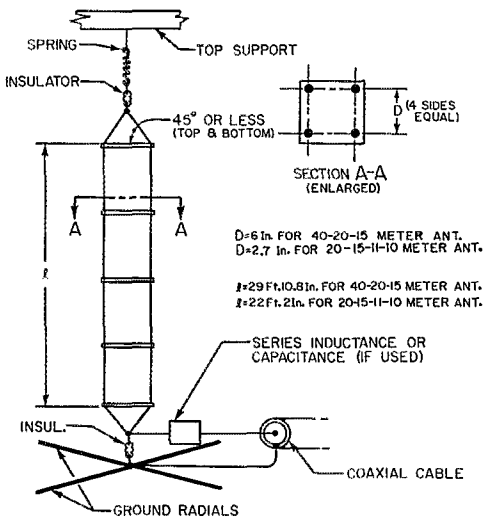


Fig. 6 — Physical construction of antennas.

as large as possible to reduce resistive loss. No. 14 wire is satisfactory and was used by the author, but a larger size would probably be an improvement. Either solid or stranded may be used.

The separators are not critical and may be plastic or treated wood. The spacing of the separators is dependent upon the tension used on the antenna; the more tension used the fewer separators needed. The author used ten separators for each antenna. The spring used at the top to provide the tension was an over-sized screen door spring obtained at the local hardware store.

The series inductances can be wound on any convenient low-loss form, and the size of wire, number of turns, spacing, and coil diameter may be picked to fit the specific installation.

⁴ *The Radio Amateur's Handbook*, page 545, 30th edition; page 543, 31st edition.

The ARRL Lightning Calculator or any available coil table such as the one in *The Radio Amateur's Handbook*⁴ may be used to wind the inductance required. The author found that No. 12 wire on a $\frac{1}{2}$ -inch synthane tube will work satisfactorily. The coils, if used, must be placed in a waterproof box and a stepping relay used to select the correct coil for each band, or to short out the coil(s) where none are required. The author strongly suggests keeping the coaxial cable short, connecting it directly to the antenna and not using any series reactance.

The use of ground radials is important, as with any vertical antenna. It is recommended that 4 or more buried radials be used and that they be more than $\frac{1}{4}$ wavelength long at the lowest frequency to be used. The author has found that four 50-foot sections of aluminum clothesline running at right angles from the base of the antenna work very satisfactorily. One of these radials runs in one window of the basement of the house, along the basement ceiling and out the opposite window. In addition to the radials, a long (6 feet or longer) ground rod should be driven into the ground at the base of the antenna and connected to the junction of the radials and the outer conductor of the coax.

The antenna may be held up by any suitable means, but the most convenient, in most cases, will probably be a clothesline running between two suitable supports such as two trees, a tree and the house, etc.

It must be remembered that, as shown in Fig. 1, the vertical antenna has a low radiation angle; therefore, don't expect it to perform well at short ranges where a high angle of radiation is needed. The author has a horizontal dipole 35 feet above the ground for use on 40 meters. This antenna outperforms the 40-20-15 vertical when working nearby stations (30 to 200 miles) but when the band is open the vertical puts the dipole to shame.

Silent Keys

IT IS with deep regret that we record the passing of these amateurs:

- W1AHY, ex-1FX, Stephan A. Griffin, Livermore Falls, Me.
- W2JBN, Andrew H. Kuhn, Orange, N. J.
- W4AQN, Harry C. Jones, sr., Harriman, Tenn.
- W4CZZ, Hubert Seeds, St. Petersburg, Fla.
- W5HGF, Raoul S. Dossman, San Antonio, Texas
- W5KOP, Annie L. Porter, Kenedy, Texas
- W5TCL, Joseph E. Watson, Vicksburg, Miss.
- K6EQD, Paul Farmer, Gardena, Calif.
- W6KOV, Louis C. Lamberson, Antioch, Calif.
- W6KTY, Roy Wheadon, South Gate, Calif.
- W6VJQ, John L. Fredenburgh, Alpine, Calif.
- W6YIL, Walter E. Brown, jr., Venice, Calif.
- W6YXI, Josephine N. Fredenburgh, Alpine, Calif.
- W7VKE, Marcus M. Durham, Rigby, Idaho
- W8LWG, Ross E. Dixon, Alliance, Ohio
- W8ROX, George Sangrik, jr., Cleveland, Ohio
- VE1EA, Clarence E. Roach, Halifax
- DL1ND, Georg Kohlgruber, Gummersbach
- DL3PO, Anton Plabst, Einfang
- SM5WL, Hans F. Eliason, Stockholm
- VP9F, Richard Fox, Saint Davids Island, Bermuda


Six Meters for the Beginner

Part I—The Nature of the Band

BY EDWARD P. TILTON, W1HDQ

EXPERIENCE on the 2-meter band since Novices appeared on the scene has shown us what makes the wheels go around in amateur radio. Today we find Novices and former Novices almost everywhere, enjoying what the band has to offer. Hundreds started on 2 as WNs or KNs and, liking what they found, have stayed there after graduating to General Class status. This has been fine for 2-meter activity, but in attracting the lion's share of all v.h.f.-minded beginners, the 2-meter band has left its next-lower neighbor, the 50-Mc. band, with very little new blood.

The drive of the newcomer is vital to the growth of our hobby. Wherever he congregates, things *happen*; there is no substitute for his



boundless enthusiasm. It was with this thought in mind that the ARRL Board of Directors endorsed the proposal to open the 50-Mc. band to Technician licensees. Let's look over the characteristics of this recently somewhat-neglected band, and see what it has to offer the fellow who is just breaking into the game, at either the Technician or General Class level.

Why Start on 6?

In v.h.f. circles, activity begets activity. Nothing discourages a potential v.h.f. operator more than to listen in and hear no signals. "There's nobody here," he concludes, "why should I go on?" But if he tunes across the band and hears people talking together he concludes that something interesting is going on, and he feels the urge to join in.

What the casual tuner-inner may misunderstand about the 50-Mc. band, if he finds it unoccupied at the moment, is that it is not *always* quiet. There are 6-meter men scattered all across the country who wouldn't give up the band for anything else in ham radio. They watch the band constantly. Perhaps you don't hear them for weeks at a time, but they're around. Just let a sign of DX show up and they'll be in there soon enough. Others crawl out from under

their rocks for every v.h.f. contest, and disappear promptly again when the party is over.

These are the old-time v.h.f. men, mostly. They have a wonderful time on 6, but their kind of operating is by no means enough to make things interesting for the beginner, or even the casual old-timer. Most hams want merely to talk with someone — and 6 is fine for that too, or it could be if more stations used it for that purpose. In fact, there is probably no better band in all the spectrum for friendly rag-chewing over distances up to 50 miles or more. It may not provide the strongest signals, or the best DX, but it certainly does afford the most consistent communication, within its reliable range, of any band we have.

The 50-Mc. band is in-between territory. It has the reliable coverage of higher v.h.f. bands and, like them, it is almost entirely free of serious interference problems. Yet it is low enough in frequency so that the ionosphere gets into the act now and then, opening the band up for DX that may be international or even world-wide in scope. Essentially, though, it is a local or extended-local band, for the DX is available only a small percentage of the total time each year. DX on 6, then, should be regarded as a spice, added occasionally to a satisfying daily fare, and not as an end in itself.

Even if we ignore DX entirely, the 50-Mc. band has much to interest the beginner. You don't need high power, or a tremendous antenna. You'll never have to peel the signals off in layers to get at the fellow you're trying to work. Equipment is simple to build, and easy to get going. Plenty of operators have enjoyed working on 6 with as little as 5 watts input, and the national average is probably well under 100 watts. Transmitters running more than 300 watts are a distinct rarity on 50 Mc. You may want to build a converter, to get the best possible reception, but a first-class job can be made with as few as two tubes. Circuitry and adjustment procedure are of elementary simplicity, as future articles of this series will show.

Propagation at 50 Mc.

You'll have more fun and work more stuff on 6 if you acquire at least a nodding acquaintance with the ionospheric and atmospheric factors that affect your coverage. Knowing something of what to expect, and when, is at least half the battle.

One thing you'll notice right away is that signal strength from stations other than locals varies with the weather, and with the time of day. Stronger-than-normal signals, at 50 to

200 miles, and occasional reception up to 300 miles or more, result from bending of the transmitted wave as it passes through a boundary between air masses of differing temperature and humidity characteristics. If warm moist air overruns cold dry air we have the right condition for this kind of bending. It happens fairly often; daily, in fact, in warm weather, especially in areas adjacent to large bodies of water. Air-mass movement on a continental scale (the sort of thing you see recorded on the weather maps) can produce this sort of "inversion" over very large areas.

Good v.h.f. conditions lying along large-scale air-mass boundaries can develop at any season. This helps keep life interesting for the v.h.f. man during the winter months. A likely sign that favorable factors are present is the increasing high cloudiness that follows a period of fair calm weather. The barometer will be fairly high and steady preceding the good period, and it is probable that there will be a slow-moving "low" somewhere a few hundred miles to the west. Signals are usually strongest in the early daylight hours, and around sundown, though varying weather conditions may upset this schedule. Watch the weather maps presented daily on many television stations, or check those appearing in the newspapers, and you'll soon develop the knack of telling when things are going to be better than average on the v.h.f. bands.

Ionospheric DX is less predictable, at the present state of the art, but we know in a general way when it is most likely to show up. The most frequent form results from the reflection of the wave by scattered areas in the E region of the ionosphere, some 50 miles above the earth. It can happen any time, but it is most frequent in the early summer months. There is a less-pronounced period in late December and early January.

Sporadic-E skip, as it is most commonly known, is one of the 6-meter operator's real thrills. Signals appear suddenly, out of nowhere, and frequently rise to amazing strength. They may stay in for only a few minutes at a time, or the band may remain open for hours. Occasionally in June or July there may be DX signals around the clock. Signals are commonly heard over distances of 500 to 1200 miles, though dense ionization may bring the minimum skip distance down to 300 miles, or even less. Multiple reflections also extend the range to as much as 2500 miles, on occasion. It is thus possible for an alert 50-Mc. operator to work all states, and at least ten have qualified for the special certificate award that ARRL issues in recognition of this accomplishment.


Reflections from the auroral region offer another means of working beyond the normal range on 50 Mc. If you see "Northern Lights" on a clear night, aim your 6-meter array in that direction and you're likely to hear the weirdest-sounding signals you ever imagined. Voice or any other form of modulation is sure to be badly distorted, and may be completely unreadable,

making c.w. the only usable means of communication. Auroral conditions develop most often in the early evening, but they may show before sundown, so you have to watch radio conditions to catch all the opportunities. The distances over which auroral effects are noted extend from a few miles to as much as 800.

Around the peak of the sunspot cycle there is a chance of 50-Mc. DX of world-wide proportions. Between 1946 and 1950 many transatlantic and transpacific contacts were made, and North American stations worked several South American countries on 6. It may seem hard to believe, in these days when 28 Mc. is dead most of the time, and 21 Mc. only partially open, but working international DX was quite a sport on 50 Mc. in the spring and fall months of those years. Distances of 2500 to 5000 miles were common, and contacts were made with as little as 3 watts input! An almost unbeatable record of 10,500 miles was set in 1947.

So you see that just about all the factors that affect lower frequencies influence 50-Mc. communication at times, and in addition, it responds to weather variations. As propagation seldom remains stable for more than a few hours at a time, it is hard to say just what "normal" conditions really are. Perhaps it is better to talk in terms of minimum distances, rather than average, if we want to establish what the potential 6-meter operator may be able to work. Suppose you're going to run 50 to 100 watts input. You don't have room for a big tower, so you're planning to put up a 2- or 3-element rotary that won't stand out among the TV antennas. It will be no more than 50 feet above ground — perhaps less. What can you expect to do on 6?

Unless you're completely surrounded by nearby hills much higher than your antenna, you should be able to work at least 50 miles consistently, with stations similarly equipped. If you have a reasonably open location (not necessarily a high one), so that your antenna "sees" a horizon several miles away, your reliable operating radius should be at least 100 miles, and you should get in some contacts up to perhaps 200 miles when weather is favorable. If you have a hilltop site, and plenty of hams seem to manage it, you will find it possible to keep reliable schedules with well-equipped stations out to 200 miles or more, and 300-mile stuff will not be uncommon.



These very rough figures apply to tropospheric conditions only. Results in aurora or sporadic-E work are affected far less by the characteristics

of your location. In either department, the sharp operator in a "poor" v.h.f. location may do just about as well as his more fortunately-situated fellows.

Equipment

The 50-Mc. transmitter need not be greatly different from gear used on lower bands. Most currently-used tubes work well on 50 Mc., and only a little attention to layout is needed to make an efficient r.f. section for 6. Any recent edition of *The Radio Amateur's Handbook* will give you practical ideas, or there are units you can duplicate, part for part, if you like.

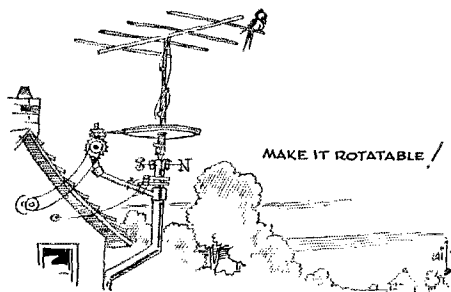
Receiving may be more of a problem. As most hams buy, rather than build, when it comes to receivers, the lack of suitable ready-made gear has kept quite a few hams from enjoying 6 in recent years. Several commercial receivers have a "50-Mc. band" but few of them do a passable job. There are present indications of a change for the better, but you may have to build your own "front end" if you want to receive as far as you can transmit. If your receiver is the single-conversion variety, and nearly all more than two years old are, it probably won't "have it" for 50-Mc. work, without a converter. A few double-conversion jobs on the market show fair 50-Mc. performance, but all are in the higher-priced brackets. If your receiver is low- or medium-priced you're sure to need a converter, even though the receiver dial does indicate 50-Mc. coverage.

Fortunately, construction and adjustment of a 50-Mc. converter need frighten nobody. And if your receiver is in good working condition it doesn't make too much difference if it happens to be 15 years old, or one of the low-budget jobs. The *Handbook* can be your guide as to converter designs, and we have some new units in the works here in the ARRL lab. They will be tailored to the beginner's needs, and you'll be seeing them soon in *QST*.

The antenna is probably the most important part of the 50-Mc. station. Investment in the antenna system will yield greater returns than time and money spent elsewhere in the 6-meter station. You can work a radius of 25 miles or so with an indoor folded dipole, but you'll never know how much fun the band can be until you put up something better. In these days of inexpensive TV rotators and arrays on every roof, a 6-meter beam is within the reach of almost everyone. Whatever you put up for an antenna, make it rotatable. There is nothing more unsatisfactory, in most locations, than a fixed antenna. It will always be aimed in the wrong direction when your friends on 6 are working something good!

Even if you plan only a single element, arrange to be able to turn it. A dipole works surprisingly

well if it can be kept broadside to the desired incoming signal. But if you can put up a good dipole, with provision for rotation, you can add



at least one parasitic element. That first one really pays off, too, and even a 2-element beam will do a real job for you, if it is fed properly. Additional elements are worth the effort, too, if you can manage them. Make the antenna as big and as high as you can. Your *Handbook* gives you all the necessary design details.

Problems — If Any

With our band at 50 to 54 Mc., and TV Channel 2 at 54 to 60 Mc., it is rough on the 6-meter man when his community gets a Channel 2 TV station. It may be rougher in a Channel 2 fringe area. TV receivers are just not capable of slicing it that thin. But there are many areas that do not have Channel 2 service, and for these the 50-Mc. band is relatively free of TVI problems. If moderate power is used and the rig is designed so as to prevent harmonic radiation¹ there is a very good chance of avoiding TVI entirely.

If some is encountered it is easy to cure. The writer has operated on 50 Mc. consistently since long before television, much of the time with high power, without running into any TVI problems that could not be solved readily. If you live in a 40-family apartment house you may not want to try it, but if you can manage 100 feet clearance from your neighbors' TV antennas, operating on 6 should pose no threat to neighborhood peace. You may have to put a 300-ohm stub on here and there, but unless you're blessed with Channel 2 you'll need nothing more pretentious in the way of TVI-preventive measures than a few scraps of Twin-Lead. Even in Channel 2 areas, the problem is by no means hopeless, as W2IDZ showed recently in *QST*.²

Here, then, is the 50-Mc. picture, presented in the frankest possible terms. As one of the band's long-time regulars, the writer feels — with several hundred other die-hards — that anyone who has not given 6 a real try has missed one of the great experiences that ham radio has to offer. We hope that in years to come many newcomers will share this opinion. To help them along the way, we've been working for some time on several transmitters and receivers designed especially for the beginner. You'll be seeing them in forthcoming issues of *QST*.

¹ Tilton, "TVI Hints for the V.H.F. Man," April, 1953, *QST*. Also 1954 and 1955 editions of *The Radio Amateur's Handbook*, Chapter 23.

² Ladd, "50-Mc. TVI — Its Causes and Cures," June and July, 1954, *QST*.

◆

The transmitter covers 160 through 10 meters, and uses standard chassis and bottom plates to provide complete shielding for TVI. The panel is 7 by 19 inches.

◆



Easy Shielding for Ninety Watts

The "Bandbox" and a 6146 Pi-Network Amplifier

BY RICHARD L. BALDWIN,* WIIKE

◆

• This is a neat little package combining Don Mix's "Bandbox" frequency-multiplying unit with a 6146 amplifier using a continuously-variable inductor in a pi-network tank. The construction is such that the unit is self-shielding for TVI — with only one very simple metal piece requiring fabrication.

Circuit

An inspection of the circuit diagram, Fig. 1, will show you that there is nothing new and tricky here. The front end of the transmitter consists of Don Mix's "Bandbox,"¹ slightly modified electrically by the addition of another switch section so that if a VFO with 160-meter output is available, that VFO output can be applied to the grid of the final tube. It was also modified mechanically to fit this particular layout. The final tube is the popular 6146, with a variable inductor and pi network so that no coils have to be changed when shifting bands.

THIS RIG has two virtues which should recommend it to those who like to build their own gear. First, it is completely and rapidly bandswitched from 160 through 10 meters, without plug-in coils; and second, it is of a mechanical design that allows a maximum of TVI reduction with a minimum of sheet-metal work.

TVI has been reduced to a minimum by complete shielding, by the use of shielded wire for all d.c. leads, and by appropriate by-passing of all leads leaving the chassis. A coil shield covers the meter, and the only possible "hole" is the socket on the rear panel for the power plug. But all leads there are by-passed and no r.f. can be detected leaking out.


* R.F.D. 1, Cumberland Center, Maine.

¹ Mix, "The 'Bandbox' — A Single-Control Frequency Multiplier," *QST*, April, 1952. See also p. 52, *QST*, September, 1952.

◆

The amplifier is set in a "dish" (see Fig. 3) in a cut-out section of the two back-to-back chassis. This view is looking down into the transmitter with the top plate off. The tubes in the "Bandbox" exciter section are at the left.

◆



Layout

Looking at the transmitter from the front, the exciter portion occupies the left half of the chassis, while the final occupies the right half. The panel controls, reading from left to right, are the bandswitch controlling the exciter, exciter tuning, the meter switch, plate capacitor for the 6146, variable inductor for the 6146, and the switch for the loading capacitors. The meter is in the upper center, while a chart in the upper left attempts to balance the extra counter dial on the variable inductor.

Along the rear of the chassis are the coax connector for VFO input, the power socket, and the coax connector for r.f. output.

Looking at the top of the transmitter, we see the tubes for the exciter standing at attention at the left, with the shield can for the meter front and center. The final is set in a "dish," with the variable inductor right in the center, the tube left rear, variable capacitor left front, and loading capacitor switch at the right. In order to obtain better operation at 10 meters and in order to cover 160 meters at all, inductance L_6 is broken up into three sections. L_{6A}

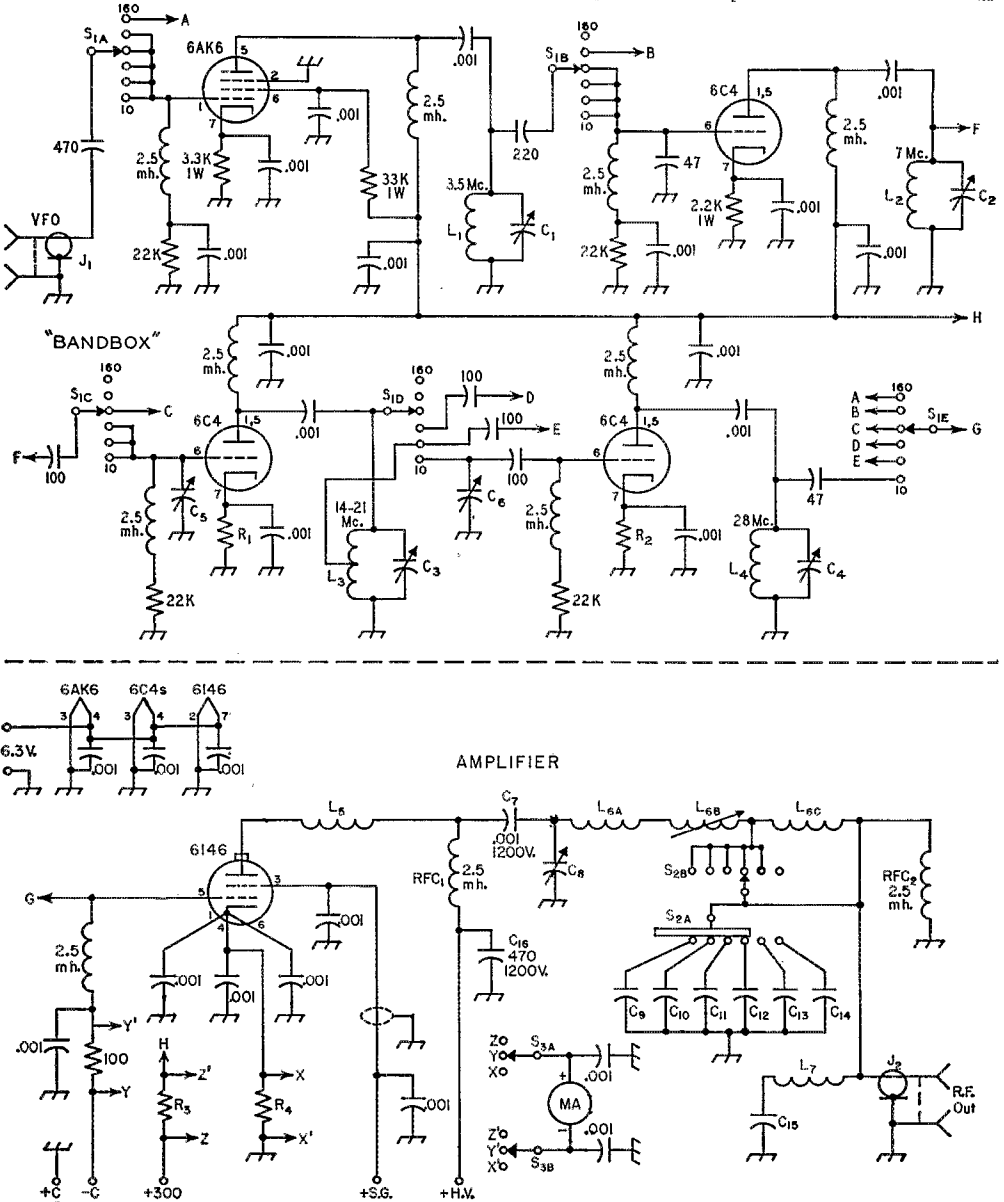


Fig. 1 — Wiring diagram of the transmitter. The section above the dashed line is the "Bandbox" frequency-multiplier unit. All resistors $\frac{1}{2}$ watt unless otherwise specified. Capacitor values below 0.001 $\mu\text{f.}$ are in $\mu\text{f.}$ All 0.001- $\mu\text{f.}$ capacitors except C_7 are 500-volt disk ceramic; others are mica.

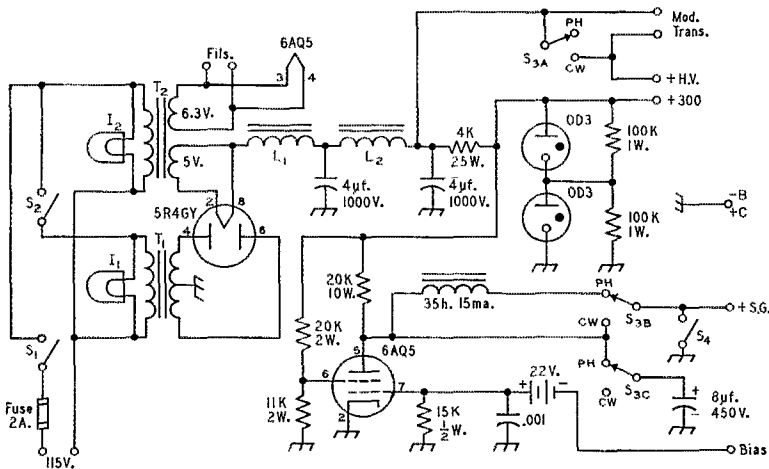


Fig. 2 — Power-supply and clamp-tube circuit.

L_1 — Swinging choke, 5–25 henrys, 20–200 ma. (Triad C-31A).
 L_2 — Smoothing choke, 10 henrys, 200 ma. (Triad C-16A).
 S_2 — 3-pole 2-position ceramic switch, nonshorting (Centralab 2507).

I_1, I_2 — 115-volt pilot lamp.

T_1 — Plate transformer; for 750 v. d.c., 225 ma. (Merit P-3159).

T_2 — Filament transformer; 5 v., 3 amp. and 6.3 v., 6 amp. (Stancor P-5009).

consists of four turns of B & W Miniductor No. 3009, and resonates in the 10-meter band when L_{6B} is shorted out by running the contactor all the way down to the end. Operation on 15 meters through 80 meters is accomplished with L_{6A} working in series with L_{6B} , with L_{6B} being adjusted for more and more inductance as we progress from 15 to 80 meters. L_{6C} consists of $1\frac{3}{4}$ inches of B & W No. 3907, which, in conjunction with L_{6A} and L_{6B} , will resonate on 160 meters. It was removed for the photographs because it hid too many of the other components. It is customarily supported between the rear terminal on L_{6B} and the pillar insulator (National GS-3) located at the right rear of L_{6B} . On bands other than 160 meters it is shorted out by an extra wafer section (S_{2B}) of the loading-capacitor switch.

The circuit of the power supply used in conjunction with the transmitter is shown in Fig. 2. A pair of 816s was used originally, but they generated a hash on 80 meters which would not clear up with any of the combinations of filter tried, and so they were replaced with the single 5R4GY. The clamp circuit is one that has been described several times in recent issues of *QST*.

The VFO that has been used with this rig has a couple of 6AG7s in a Clapp oscillator and buffer, and is keyed with a Millisecc relay according to Goodman.²


Construction

In order to obtain complete shielding, two $3 \times 8 \times 17$ -inch chassis were bolted together back to back, or top to top, depending upon how you look at it. The Bandbox exciter is then built in the left-hand portion of the resulting

² "Improved Break-In Keying," *QST*, March 1948.

- C_1 — 65- μ f. variable in parallel with 100 μ f. silver mica.
- C_2 — 35- μ f. variable in parallel with 3-30- μ f. mica trimmer and 47- μ f. silver mica.
- C_3, C_4 — 25- μ f. variable in parallel with 3-30- μ f. mica trimmer.
- C_5, C_6 — 3-30- μ f. mica trimmer.
- C_7 — Mica.
- C_8 — 300- μ f. variable, 0.026" spacing (National TMS-300).
- C_9, C_{10} — 100- μ f. mica
- C_{11}, C_{12}, C_{13} — 200- μ f. mica
- C_{14} — 500- μ f. mica
- C_{15} — 100- μ f. mica (see text).
- C_{16} — Mica.
- R_1 — Two 4700-ohm 1-watt resistors in parallel.
- R_2 — 4700-ohm 1-watt in parallel with 3300-ohm 1-watt.
- R_3, R_4 — Meter shunts: see text.
- L_1 — 12 μ h.; 24 turns No. 22 d.c.c., 1-inch diam., close-wound.
- L_2 — 4.2 μ h.; 17 turns, $\frac{3}{4}$ -inch diam., $\frac{1}{2}$ inch long (B & W Miniductor No. 3012).

- L_3 — 1.8 μ h.; 12 turns, $\frac{3}{4}$ -inch diam., $\frac{3}{4}$ inch long tapped 6 $\frac{1}{2}$ turns from ground end (B & W Miniductor No. 3011).
 - L_4 — 0.4 μ h.; 7 turns, $\frac{1}{2}$ -inch diam., $\frac{3}{8}$ inch long (B & W Miniductor No. 3003).
 - L_5 — 8 turns No. 18, $\frac{1}{4}$ -inch diam., $\frac{5}{8}$ inch long.
 - L_{6A} — 0.3 μ h.; 4 turns, $\frac{3}{4}$ -inch diam., 1 inch long (B & W Miniductor No. 3009).
 - L_{6B} — 10- μ h. variable (Johnson 229-201).
 - L_{6C} — 11 μ h.; 18 turns No. 16, 2-inch diam., 1 $\frac{3}{4}$ inches long (B & W No. 3907).
 - L_7 — See text (forms TV harmonic trap with C_{15}).
 - J_1, J_2 — Coax connectors
 - S_1 — Ceramic switch; 5 sections, 6 positions.
 - S_2 — Ceramic switch; 2 sections, 6 positions; Centralab PIS section (for C_9 - C_{14} , inc.) and type X section (for L_{6C}).
 - S_3 — Bakelite wafer switch; 2 poles, 3 positions.
- Note: C_1, C_2, C_3 , and C_4 are ganged. See Reference 1 or *The Radio Amateur's Handbook*, 1953 or 1954 edition, for method of adjusting tuned circuits for proper tracking.



The exciter section extends along one end of the chassis, as shown in this bottom view. The bottom of the amplifier dish is at the left. The switch at lower center is the meter switch.

enclosure, exactly as previously described by Mix, except for the extra switch section and except for a mechanical rearrangement so that the dials would line up symmetrically along the panel. The cut-out for the final is 7 inches wide and 8 inches long, and a shelf to support the components for the final hangs down $2\frac{3}{4}$ inches below the cut-out. Fig. 3 shows the

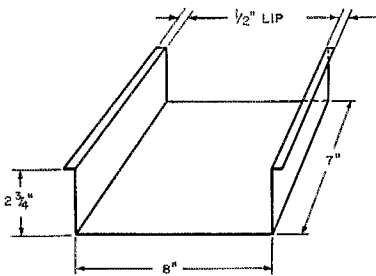


Fig. 3—The "dish" for the final amplifier. It is bent from aluminum sheet.

dimensions of this shelf, as its configuration is not clearly shown in the photos.

The 6146 is mounted on a small bracket at the left rear of the shelf. Capacitor C_8 is in front of the tube, mounted on a couple of small aluminum spacers so that its dial will be in line with the others. Between C_8 and the tube are RFC_1 and C_7 . Parasitic choke L_5 is supported between the junction of C_7 - RFC_1 and the tube plate cap. C_{16} is connected to the high-voltage lead at the power plug where the lead leaves the chassis. Coil L_{6A} shows up poorly in the photos, but is supported by a National GS-3 pillar insulator (mounted to the left and in front of the variable inductor) and the terminal of the variable inductor. It is at right angles to L_{3B} , the roller coil.

At the right rear edge of the variable inductor is the GS-3 insulator which normally supports L_{5C} , and directly behind that is the safety choke RFC_2 . Switch S_2 is at the far right: one section switches the loading capacitors which are clustered to the rear of the switch and the other

section shorts out L_{6C} on all bands other than 160 meters, as mentioned earlier. Just barely visible in the photograph is the coil portion of the harmonic trap L_7C_{14} .

Top and bottom plates are 8 by 17 inches, and are secured by $\frac{1}{4}$ -inch 6-32 screws spaced every 2 inches around the edges of the chassis. The chassis material is rather light, but if care is used it may be drilled and tapped with good results. Just don't tighten up on the 6-32s too strenuously. The 7-inch panel is held to the chassis by the various tuning controls and panel bearings, and by the bolts which hold the meter and meter shield in place. The meter shield is an ICA No. 1540 coil shield, cut down so that it is only 2 inches high.

The only other piece of mechanical work that is at all unusual is the counter for the variable inductor. At the time this transmitter was conceived the only counters obtainable took up more room on the panel and behind it than was available, and so a homemade counter was contrived using Boston gears Nos. G142 and G148, some G29 pinion wire, two panel bearings, a couple of aluminum brackets, and a surplus dial. Fig. 4 shows the method of assembly. The

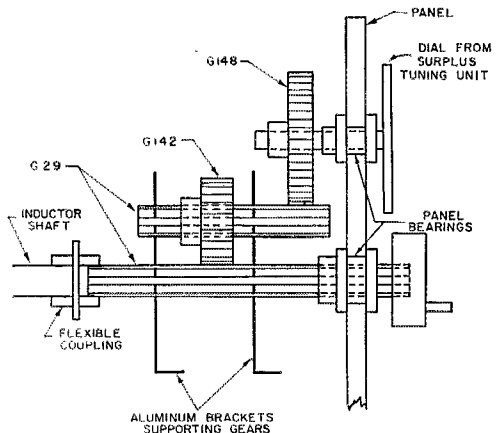



Fig. 4—Sketch of drive and indicator for the final-tank variable inductor. The gears are standard items.

Miscellaneous small parts in the power supply are mounted below chassis, as shown in this photograph.



counter dial on the panel was taken from a surplus tuning unit, and was mounted by drilling and tapping the shaft on which the G148 spur gear was mounted. Incidentally, the spur gears come with hubs which have to be drilled and tapped in order to allow fastening to the shafts.

Now for a few miscellaneous notes on the construction and wiring. You should do all necessary by-passing and other wiring at the 6146 tube socket before mounting it and its bracket in position. There is not enough room to get down between it and the edge of the shelf with any ordinary soldering iron. A series of $\frac{1}{4}$ -inch holes is drilled below the tube in the shelf, in line again in the bottom plate and in the top plate, to provide ventilation for the 6146. The now-standard practice of using shielded wiring on the d.c. leads is followed in this rig, with plenty of bonds to the chassis at convenient points. The meter shunts were wound by trial and error, using a rheostat, battery, and full-range milliammeters to determine the shunts needed. The shunt for measuring exciter current extends the 10-ma. range of the meter to 100 ma., while the shunt for the 6146 plate current extends the range to 200 ma. No shunt is needed for the 6146 grid current. The panel markings are Tekni-Cals.

Operation

Adjustment of the exciter has been fully covered by Mix, and so need not be detailed further. It might be mentioned, however, that the exciter worked right from the moment plate voltage was first applied, and the process of aligning it was very simple. Thus, if the speci-

fications in the original article are followed you will have no difficulty with that part of the circuit.

In the final the harmonic trap is adjusted by resonating the L_7 - C_{15} combination to your local TV channel. Do this by shorting the coax-connector terminals and coupling L_7 to a grid-dip meter. In my case L_7 consists of three turns of No. 18 wire wound to a $\frac{1}{4}$ -inch diameter, while C_{15} is 100 μmf . L_7 was then adjusted until the circuit hit Channel 6.


The values of the loading condensers were picked by going back to the early articles on the pi network. I had to make no further adjustment, and so in this case blind luck triumphed over science.

The 80-meter band is tuned with all of L_{8B} in the circuit, 40 is tuned with about 12 turns of L_{8B} in the circuit, 20 meters with about 7 turns, and 15 meters with about 5 turns. For 10 meters, L_{8B} is shorted out altogether by running the contactor all the way to the end of the coil. These adjustments could vary depending upon what kind of load your transmitter has to feed.

A word of caution about the 6146 is in order. It appears that this tube is particularly susceptible to overloads, and so you should exercise care not to allow it to operate off-resonance; otherwise, you will soon end up with a tube exhibiting grid emission.

This rig has been used by itself, with an antenna coupler, as a very nifty low-power transmitter. It was used with success during the 1953 and 1954 SS contests, and the TV receiver in the next room never knew it was on the air. It has also been used to drive a pair of triodes running a kilowatt input.

Major components of the power supply, which is built on an $8 \times 17 \times 2$ -inch chassis. The voltage regulator tubes, clamp tube and bias battery are at the right-hand end in this view. The "plate switch" socket beside the 115-volt connector on the chassis lip is wired in parallel with the front-panel plate switch and is for remote control of the plate voltage.



A One-Tube Receiver for the Beginner

The 6U8 in a Regenerative Receiver

BY LEWIS G. MCCOY, W1ICP

• The easiest way to break into the receiver-construction game is to build a regenerative receiver. Here is a "one-tube" regenerative receiver that is easy to put together and has performance equal to any in its class. And, after all these years, it has an honest-to-goodness antenna coupling circuit.

JUDGING from the mail here at Headquarters, it would appear that one of the many questions facing the newcomer is whether to buy or build his first receiver and transmitter. The answer to that depends on whether one is interested in just operating or in learning about radio. If you want to understand radio, the only real way to acquire experience is by building your own equipment. At least at the beginning.

This article describes the construction of a simple one-tube regenerative receiver that will fulfill the basic requirements for communications work. The title of the article states that the receiver is a one-tube job. Actually, it uses two tubes in one envelope — envelope meaning the glass enclosure. The 6U8 is a triode-pentode, and in this receiver the pentode section is used as a regenerative detector and the triode portion as an audio amplifier.

With this receiver it is possible to hear amateur and commercial stations in the 2- to 20-Mc. range. This tuning range will enable the builder to listen to the two low-frequency Novice bands. Also, if one is interested in obtaining code practice, W1AW, the ARRL Hq. station, can be tuned in for its nightly code-practice sessions.

The Circuit

The circuit used in this receiver differs in a few places from the usual regenerative-receiver circuit. For example, instead of the usual small antenna-coupling capacitor or inductor, provision

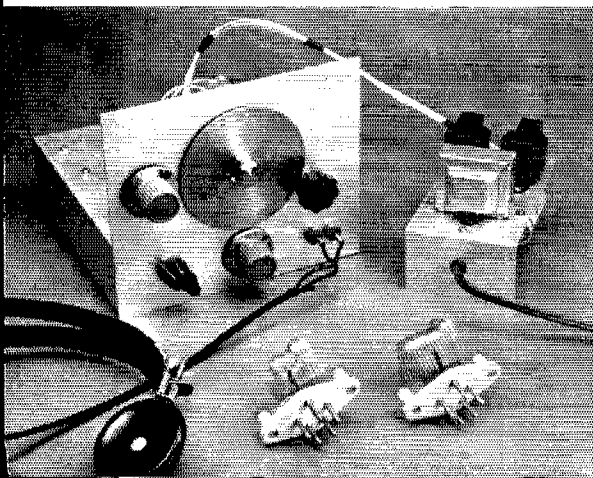
was included here for either a series- or parallel-tuned antenna circuit. This allows a wide range of coupling adjustments to be obtained, as is often necessary with regenerative receivers.

Referring to Fig. 1, the antenna coil, L_1 , couples the signal to the detector tuned circuit $L_2C_2C_3$. The capacitor, C_3 , is larger than C_2 and is used as the "bandset" capacitor — once C_2 is set for a particular frequency range, C_3 is used as the "bandspread" tuning control. To facilitate using manufactured coils, the coil L_2 is tapped to obtain a feed-back or "tickler" winding. Regeneration in the detector is controlled by changing the screen voltage obtained at the potentiometer R_1 . An r.f. filter, using two capacitors and an r.f. choke, is placed in the plate circuit of the pentode detector to reduce r.f. appearing at the grid of the triode audio amplifier. Still further attenuation of r.f. at the grid is obtained through the use of a series resistor and a shunt capacitor right at the grid of the audio stage. To save a little money, the audio coupling choke, L_3 , is made from an inter-stage audio transformer with the two windings connected in series. A high-inductance choke could be used here, but the series-connected transformer does a good job and is less expensive.

The headphones are connected directly in the plate circuit of the audio stage, and consequently the plate voltage appears at the terminals — you can get an electrical shock here if you aren't careful. Some receivers eliminate this hazard by feeding the plate through an audio choke and coupling to the headphones through a capacitor, but again in the interest of saving a few dollars this protective feature was not included. In any event, be sure to use "high-impedance" headphones with this receiver — the low-impedance headphones that have been available in surplus will not work well in this particular circuit.

Construction


The receiver is built on a $7 \times 7 \times 2$ -inch aluminum chassis, with the power supply mounted on



◆
Front view of the receiver and power supply. The control at the upper left is the general-coverage tuning, center is bandspread, lower left the regeneration control, and the bottom center the antenna trimmer.
◆

QST for

Rear view of receiver and power supply showing the placement of parts. The variable capacitor on the left is for bandspread and the one on the right for general coverage. The leads from the two capacitors are run through rubber grommets to avoid shorting to the chassis top.



a separate chassis. In order to minimize hum pickup and vibration from the power transformer, it is not advisable to mount the power supply on the same chassis as the receiver. It is not necessary to use aluminum chassis for the two units, but it does tend to make a neater job. The aluminum is easy to work — a $\frac{1}{8}$ - and $\frac{1}{4}$ -inch drill, plus a small rattail file and hack-saw blade being all the tools that are needed for the job, although two socket punches can be used to advantage and will save you some work.

The first step is to mount the coil and tube sockets. They are spaced 2 inches from the sides at the center of the chassis. Ground lugs should be mounted under the nuts that hold the tube socket and also under the rear nut holding the coil socket. Next, the panel holes are drilled.

Looking at the photograph showing the panel front, the knob at the lower left is the regeneration control, lower center is the antenna trimmer,

and the headphone tips are at the lower right. The knob at the upper left is for the general-coverage capacitor, and the one at the right is the bandspread tuning. The dial shown in the photograph is the National type K. This has a rim drive and gives a desirable slow tuning rate.

After the holes are drilled in the panel, it is held in place against the chassis and the four holes along the bottom are used as a template for the chassis holes. A small right-angle capacitor is made from a piece of aluminum. The hole in the bracket should be large enough to clear the rotor of the capacitor, since both the rotor and stator are insulated from the chassis. The trimmer is mounted to the bracket by screws and the insulated nuts on the capacitor frame. The bracket, tie points, and audio choke L_3 can now be mounted in place.

The two capacitors, C_2 and C_3 , should then be

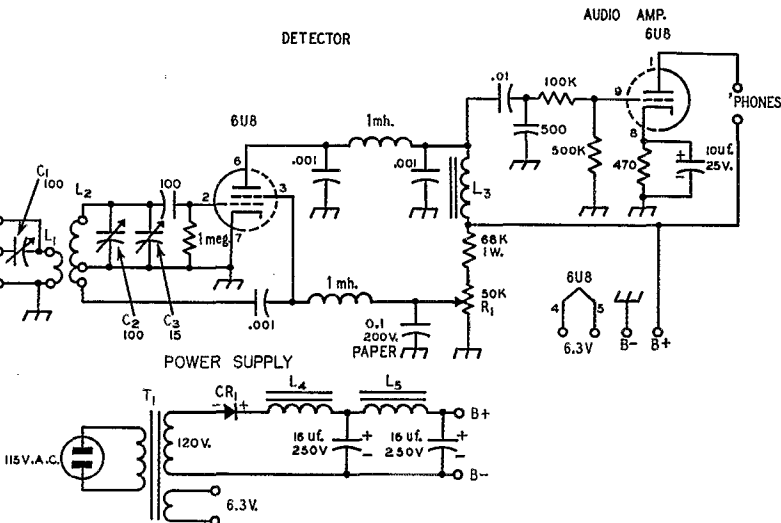



Fig. 1 — Circuit diagram of the one-tube regenerative receiver. See page 138 for parts list.



Bottom view of the two units. At the lower left in the receiver is the interstage transformer L_3 . To the right of L_3 is the antenna-trimmer capacitor mounted on a right-angle bracket. Immediately in front of the bracket is the insulated shaft coupler which connects the through-shaft bushing to the antenna trimmer.

The selenium rectifier in the power supply is visible between the two electrolytic capacitors.

installed on the panel. If the Type K dial is used, a template is furnished with the dial assembly to give the correct placement points for the dial and rim drive. When the potentiometer R_1 and the pin jacks are mounted in place, they will hold the panel to the chassis. Be sure to insulate the pin jacks from the panel and chassis with fiber washers. The through-shaft bushing is measured and cut to size, making allowance for the insulated coupler. The receiver is now ready for wiring.

Wiring

If this is your first construction project, there are a few tips about wiring and soldering that will help you do a good job. First, be sure the end of the wire to be soldered is completely clean of insulation or enamel. Solder should not be depended on to hold the connection. Whenever possible, wrap the wire around the connection before applying solder. Hold the tip of the iron against the work until the work is hot enough to melt the solder. Where most beginners make a mistake is in holding the solder to the iron tip and not getting the connection hot enough for the solder to melt and hold. Don't use any more solder than necessary to make the connection. After a connection is soldered, dispose of the loose bits of solder and wire to avoid short circuits to other connections.

Although it is not shown in the diagram, it is important that a separate ground lead be connected to the rotors of C_2 and C_3 and the lead brought below the chassis to a common grounding point at the tube socket. This will help make the receiver stable and reduce hand capacity.

There are five leads coming from the interstage transformer: red, blue, black, and two green. The red lead and green lead that are directly opposite each other are connected together. After the leads are soldered and taped, the end of the black lead is also taped. These leads are then rolled up and tucked in the corner of the chassis. The remaining blue and green leads then become those used for wiring the series-

connected transformer into the circuit. One is connected to the junction of the 0.01- μ f. disk capacitor and the 1-millihenry r.f. choke and the other lead is connected to the B+ voltage terminal.

The Barker & Williamson coils are mounted on five-prong plugs, although only four of the contacts are used. The link mounted at one end of the coil is L_1 and the coil proper is L_2 . To make the tickler tap, a short piece of hook-up wire approximately 3 inches long is soldered to the fifth prong on the plug. The piece of wire is then run through the middle turns of the coil and soldered to the tap point. For the 80-meter coil, the tap is connected to the 8th turn in from the link end. To get the tap wire through the middle turns of the coil, it will be necessary to bend two or three turns of the coil in towards the center of the coil. This will provide sufficient clearance for the tap lead. It is also necessary to bend in the 8th turn to make the tap connection. Be sure that none of the bent turns touches adjacent turns.

For maximum bandwidth on 40 meters, it is necessary to remove nine turns from the 40-meter coil. The turns are taken from the end opposite the link end of the coil. The tickler tap is made on the 4th turn end from the link end.

To bandwidth the 20-meter coil, two turns are removed from the end opposite the link end. The tap is placed on the 4th turn from the link end. In all three coils, the tap lead should be insulated where it passes through the coil turns.

Power Supply

The power-supply components can now be wired. There are two important points that beginners should keep in mind when wiring the supply. The first is that the electrolytic capacitors should be wired with the leads marked with a minus sign, or negative, connected to the chassis. The plus sign, or positive, connects to the choke leads. Likewise, the selenium rectifier is marked with a plus sign, and this lead is connected to the

(Continued on page 136)

A Compact Two-Tone Test Generator

Dual A.F. Phase-Shift Oscillators for Modulation Checking

BY ROBERT F. TSCHANNEN,* W9LUO

• This unit provides two audio frequencies of your choice for checking the performance of a linear amplifier. In case you use any of the various two-tone techniques that require only one audio frequency, or want a low-distortion tone for a.m. testing, just use one-half of the circuit diagram.

THE true performance of a single-sideband exciter and linear amplifier is difficult to predict without a few pieces of test equipment. Probably the most important item of test equipment for this purpose is the oscillograph; however, a most useful and helpful companion unit is a low-distortion audio source — better still, a pair of audio sources.

The "Two-Tone Test Generator" described below is designed to provide two independent low-distortion audio test signals. The unit is small and compact and uses only two tubes. No special components are used in the construction of the unit. If the generator is carefully made and adjusted, the total harmonic distortion can be as low as 0.1 per cent.

The Basic Circuit

The basic circuit of a phase-shift oscillator is shown in Fig. 1. Operation depends upon producing 180-degree phase shift in the RC network consisting of three capacitors and three resistors; sufficient gain must be produced by the oscillator tube to make up for the loss in the network. For

* 412 E. Maple St., Lombard, Ill.

The two-tone test generator is a compact and inexpensive unit and provides two audio signals of different frequencies and equal amplitudes for testing any type of s.s.b. generator. Distortion is extremely low if proper care is used in adjustment.

the circuit shown, a gain of 29 times is required to sustain oscillation (Reference 1, bibliography). The frequency of oscillation is determined by the equation

$$f = \frac{10^{12}}{2\pi\sqrt{6RC}} = \frac{10^{12}}{15.4RC}$$

where R is in ohms and C is in micromicrofarads. If the oscillator tube has a gain less than 29, oscillation will not begin; if excessive gain is obtained, appreciable distortion may be produced.

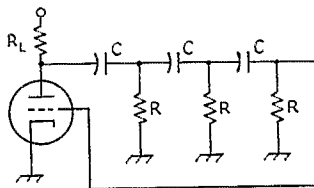




Fig. 1 — The basic phase-shift oscillator circuit.

The phase shift through the network at harmonic frequencies is always less than 180 degrees and in some cases approaches zero. This gives rise to negative feed-back which reduces the gain at harmonic frequencies; therefore, essentially a pure sine wave results. Maximum harmonic reduction occurs at the point where the system is just able to sustain oscillation.

General Circuit Description

A single 6AN8 tube is used as oscillator and output section for each channel of the generator. The pentode section functions as the oscillator





Arrangement of parts below chassis. The two oscillator-buffer circuits are identical in circuit but not in component values. The three electrolytic condensers in the power supply are contained in a single can-type unit (Mallory 311.9) thus conserving space underneath.

proper; the triode section operates as a cathode follower output. A half-wave selenium rectifier followed by considerable filtering provides good d.c. for the oscillators. The complete schematic is shown in Fig. 2.

The 1000-ohm controls in the cathode circuits of the pentode stages are used for controlling distortion. The controls permit adjustment of the oscillator tube gain to the point where oscillation will just be sustained. This also corresponds to the point where minimum distortion occurs. Two additional 1000-ohm controls in the cathodes of the triode cathode followers provide control of outputs from either channel.

The R and C component values for the networks shown in the schematic of Fig. 2 are approximately correct for the generation of 400- and 1000-cycle tones. Other values are given in Table I.

It is important that the linearity of the cathode follower be good since otherwise distortion may be added by this stage. The use of a low- μ triode tube such as the triode portion of the 6AN8 permits the handling of higher grid swings without distortion. Since the signal handled is small, the possibility of distortion becomes negligible. The effective output impedance of the cathode follower is approximately equal to

$$\frac{10^6}{g_m}$$

in shunt with the cathode resistance to ground (where g_m is the transconductance in micromhos). The output impedance is therefore of the order of only several hundred ohms. This is desirable since output signals may readily be coupled into a combining network without appreciable interaction. The tapped-down take-off point from the plate of each oscillator tube reduces external loading on the oscillator and

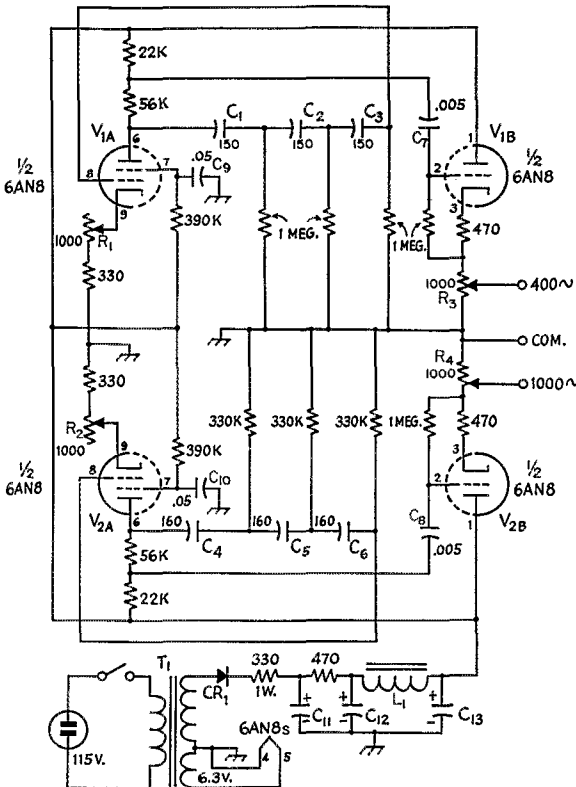


Fig. 2—Circuit of the dual a.f. test oscillator. Resistors are $\frac{1}{2}$ watt, 10 per cent tolerance, unless otherwise specified. Capacitance values below 0.001 μ f. are in μ f. Potentiometers are linear-taper 1-watt composition.

- C₁-C₈, inc. — Silver mica, 5 per cent tolerance.
- C₁₁, C₁₂ — 120- μ f, 250-volt electrolytic.
- C₁₃ — 40- μ f, 250-volt electrolytic.
- L₁ — 5 henrys, 50 ma. (Stancor C-1325).
- CR₁ — 75-ma. selenium rectifier.
- T₁ — 125 volts, 50 ma.; 6.3 volts, 2 amp. (Stancor PA-8421).

also reduces the output level to the point where the cathode-follower grid circuit can handle the signal without distortion.

When used for lowest distortion, the output of either channel is of the order of 1 to 1.5 volts r.m.s. Output levels of 8-10 volts r.m.s. are obtainable if a few per cent distortion is tolerable. The increased output capability is obtained by readjusting the oscillator cathode resistance.

The total "B" current drain of both oscillators and output stages is about 16 ma. Line-voltage variations do not greatly influence the

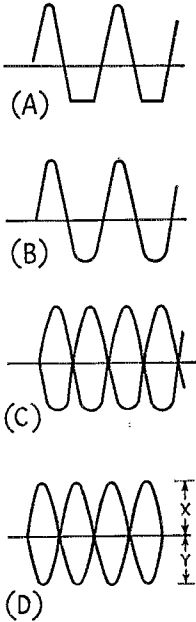


Fig. 3 — Improper operating conditions are shown by scope traces. A — Excessive oscillator tube gain. B — Excessive oscillator tube gain, but not as much as in A. C — Same as B except with change in scope sweep speed to facilitate estimating second-harmonic distortion by the degree of asymmetry (X greater than Y). D — Optimum symmetry ($X = Y$), minimum even-order harmonics, low distortion in output.

oscillator frequency; therefore voltage stabilization is not required. Larger screen by-pass and coupling capacitors do not add particularly to the performance of the unit since fixed-frequency operation is used.

Typical voltage readings taken with a d.c. v.t.v.m. are as follows:

- 1) $B+$ at output of filter = +120 to +130 volts.
- 2) E_{*g} = +30 to +40 volts.
- 3) E_p = +55 to +80 volts.
- 4) E_k (pentode) = 0.2 to 0.3 volt.
- 5) E_k (triode) = 6 to 7.5 volts.

Construction

The chassis layout of the phase-shift oscillator is not critical. The entire unit is constructed on a $5 \times 7 \times 1\frac{1}{2}$ -inch chassis. The grid leads of the oscillator tubes are preferably kept short and dressed away from a.c. supply and filament leads. One side of each filament of the 6AN8 tubes is grounded. The photographs of the chassis will assist the builder in making a suitable layout. The small power transformer is capable of supplying as many as four individual oscillators. If desired, a 6X4 rectifier may be substituted in

TABLE I

Freq. (c.p.s.)	R	C $\mu\text{mf.}$
250	1 meg.	260
300	"	216
350	"	186
400	"	162
500	680 K	191
600	"	150
800	"	119
1000	390 K	166
1250	"	133
1500	"	111
2000	270 K	120

place of the selenium rectifier; in this case the 330-ohm 1-watt current-limiting resistor in series with the rectifier may be removed.

Miniature silver mica capacitors were used in the phase-shift networks for compactness; however, conventional micas may be used successfully if space is available. The coupling capacitors C_7 and C_8 may be Hi-K disk ceramic or paper types. Components for the phase-shift network are mounted on terminal strips or boards for rigidity and neatness. The capacitors C_1 through C_6 are not visible in the bottom view since they are beneath the terminal strips which are located on each side of the chassis. The controls R_1 and R_2 are located on each side of the electrolytic filter capacitor. The output controls, a.c. switch, and output tip jacks are on the front flange of the chassis. The layout shown will provide good accessibility to nearly all components.

Adjustment & Checking

After the wiring has been completed and checked the unit may be turned on and each output observed on a 'scope. If no output appears, adjust the cathode resistor of the oscillator to just slightly beyond the point where oscillation starts.

With the values of cathode resistances shown on the schematic, it should normally be possible to stop oscillation near one end of the control and produce high (but slightly distorted) output near the other end of the control. At the point where the distortion becomes noticeable, the wave will usually have an appearance similar to that shown in Fig. 3A or 3B, which indicates even-harmonic distortion (principally second). If a distortion meter or wave analyzer is available it will be simple to adjust each cathode control to the point where lowest distortion is obtained. Since such equipment is seldom available to the ham or experimenter, a reasonable means of minimizing the distortion is to apply the signal under test to the vertical plates of a 'scope and adjust the horizontal sweep speed until a pattern similar to Fig. 3C is obtained. The distortion control can now be rotated until dimensions X and Y are as nearly equal as possible (see Fig. 3D). In other words, if X and Y are made equal, any asymmetry due to second harmonic distortion is negligible.

(Continued on page 120)

The All-Electronic "Ultimatic" Keyer

Part II — How It Works

BY JOHN KAYE,* W6SRV

• Part I (QST, April, 1955) of this article described what the key does and how it can be built. Here is the explanation of the circuits and pertinent test data. Part I is required, since it carries the circuit diagram.

THE electronic Ultimatic is best considered as two separate units, a code generator and a selector-memory-sequencor (SMS). The generator is composed of a time base, two character-generating triggers, and a relay-control tube or an optional d.c.-output tube for direct control of vacuum-tube keyers. The SMS comprises a twin-lever key, two memories, two interlocked-sequencor circuits, two multiple-character holding circuits, and two sequence-seizure circuits. This SMS structure is completely symmetrical. One side only will be discussed. Each paragraph concerning it can also serve to describe the other side by substituting "dot" for "dash" and vice versa and considering the corresponding circuit components. Refer to Part I for the circuit diagram. To extend the stability range, grid-current loading is used in several places. For this reason, some of the voltages to be cited will differ from those calculated from straight voltage-divider action of resistor strings.

Time Base

The multivibrator, V_1V_2 , generates a sufficiently-square wave at its cathodes from which C_2R_4 differentiates alternate positive and negative pulses for operation of the generator triggers. The "mark/space" ratio of this type of oscillator has been found to be substantially independent of plate voltage over a wide range, and consequently, no voltage regulation is required. The elevated grid return of V_1 provides a mark/space ratio of 45/55 with R_3 at ground, increasing to 90/10 before failure as the arm is moved toward the cathodes. A capacity of 0.05 μ f. at C_1 gives a minimum speed below 5 w.p.m. and a maximum above 100. Heaven forbid anyone turning it loose on me!

Relay Output

During spacing, the relay is energized because the grid of V_3 is held at ground potential at the junction of R_{12} and R_{13} . The normal "back" contact is used to key the external circuit. On "mark" the junction of R_{12} and R_{13} drops to -15 volts, cutting off V_3 . Relatively heavy spring tension on the relay minimizes armature travel

*2296 West Nicolet, Banning, Calif.

time. When the grid of V_3 returns to ground potential for spacing, the current through V_3 is sufficient to open the contact promptly. Slower armature travel at this time, caused by the stiff spring, is of no consequence. With 0.004-inch armature travel, this method of relay operation results in practically zero variation in the mark/space ratio to, fantastic as it may sound, well above 100 w.p.m.

Idle Code Generator

V_5V_6 and V_7V_8 are cathode-coupled triggers, with V_6 and V_7 conducting in the idle condition. Voltages of $+15$ and $+12$ stand on R_7 and R_{15} , respectively. When the output is to remain spacing, both sequencors, V_{10} and V_{11} , are cut off, with cathodes held at $+1.7$ and $+0.9$ by R_{22} and R_{23} , to compensate for the negative contact potentials in the control clampers D_1 , D_2 and V_4 . Positive pulses from C_2R_4 are clamped at $+0.9$ to the grid of V_8 by D_2 and R_{16} . The junction of R_{10} and R_{11} holds the grid of V_4 at its cathode potential of $+1.7$, clamping positive pulses to the grid of V_5 at $+2.2$ volts. These pulse amplitudes are too low to affect the triggers. Negative pulses are not affected by the dot control V_4R_6 , but are grounded out by D_1R_{16} .

Dot Generation

When the output is to be a dot, V_{10} is made conductive by SMS action, establishing $+10$ volts at R_{24} . This effectively cuts off V_4 , whose grid does not rise above $+8$ volts at $R_{10}R_{11}$. The first succeeding positive pulse from C_2R_4 rises to $+10$ volts at the grid of V_5 to transfer conduction to that tube. The resultant drop across R_8 transmits a 60-volt negative pulse toward the grid of V_7 via C_4 and R_9 . This cuts off V_7 and transfers conduction to V_8 . The junction $R_{12}R_{13}$ stabilizes at -15 volts to cut off V_3 , releasing the relay for marking output.

The following negative pulse cuts off V_5 and returns conduction to V_6 . As V_5 cuts off, a positive pulse is transmitted via C_4 to the grid of V_7 , to return conduction to that tube. The junction of R_{12} and R_{13} returns to ground potential, and V_3 pulls up the relay for spacing output.

Even if the key is held closed, with a constant $+10$ volts standing on R_{24} , the output cannot again go to marking until the next positive timing pulse, ensuring a full half cycle of spacing output to complete the dot.

Dash Generation

When the output is to be a dash, V_{11} is made conductive by SMS action, and $+10$ volts

stands on R_{25} . The first positive pulse from C_2R_4 rises to +10 volts at the grid of V_8 , transferring conduction from V_7 to V_8 and the output to marking. The following negative pulse toward the grid of V_8 is grounded by D_1 , and V_8 remains conductive.

Conduction in V_8 reduces the potential at R_{15} to +2.2 volts. The voltage at the junction of R_{10} and R_{11} drops to -0.5 to cut off V_4 , whose cathode now stands at +0.9 volts. (The cut-off voltage is low because the plate voltage is only about 10 volts.) C_5R_{14} delays this drop until well after the first positive pulse has decayed at the grid of V_5 . The second positive pulse can now trip V_5V_6 to V_5 conduction. V_8 continues to conduct, of course. The second negative pulse cuts off V_5 , which returns conduction to V_7 and the output to spacing. The output cannot again go to marking until the next positive pulse, ensuring the half cycle of spacing to complete the dash after $1\frac{1}{2}$ cycles of marking output.

When conduction is first transferred from V_7 to V_8 , a 19-volt negative pulse is transmitted from the grid of V_7 toward the plate of V_5 via C_4 , but R_9 limits it to insufficient amplitude to upset stable conduction in V_6 . If SMS action has transferred sequencor conduction to V_{11} by the time of the second positive pulse in the dash, the elevation of the cathode of V_4 is only incidental, since the drop at $R_{10}R_{11}$ has already cut off V_4 .

Automatic Spacing Characters

As in the relay model, interletter and interword spacing characters are obtained by allowing one or two positive pulses to go by. Closure of a key at any time following a passed-up positive pulse produces marking output beginning at the next positive pulse.

Memory Actuation

The dot-memory trigger $V_{13}V_{14}$ idles with V_{13} conducting. This is the opposite tube of the pair from that in the code generators, facilitating the use of readily-derived positive memory-clearance pulses and a simple sequencing structure. While idle, C_{12} discharges and C_{13} charges through R_{31} . Closure of the dot key lifts the grid of V_{14} on charging current to C_{12} to the +10-volt value standing at $R_{37}R_{38}$. C_{13} discharges immediately and ensures C_{12} action despite a possibly scratchy contact at the key. The comparatively slow (2 millisecond) charge rate of C_{13} through R_{31} prevents unwanted memory actuation from contact scratch as the key is released. The grid of V_{14} rises from -13 volts and stabilizes at +10 volts with V_{14} conducting. The key may be immediately opened and the dot selection will be stored in the actuated trigger until cleared by appearance of the dot at the output.

Memory Clearance

The dot memory is cleared under control of D_5R_{34} by a positive pulse to the grid of V_{13} ,

generated by $C_{11}R_{36}$ from the V_3 plate swing as the output goes to marking. To prevent spurious memory retrip, D_7 grounds the negative pulse generated as the output goes to spacing.

Only one sequencor tube can conduct at a time. If the output character following the time of dot storage is to be a previously-selected dash, V_{11} conducts and only +1.7 volts stands at R_{24} . The clearance pulse toward the dot memory is clamped to that amplitude by D_5R_{34} , insufficient to clear the memory. When V_{10} is conductive for dot output, the pulse is allowed to rise to +10 volts at the grid of V_{13} and return conduction to V_{13} to clear the memory. The dash memory $V_{15}V_{16}$ behaves identically, with clearance under the control of $V_{11}D_6R_{35}$.

Sequence Interlock

When the dot memory is idle and the dot key is open, the junction of R_{30} and R_{32} applies -13 volts to the grid of V_{10} , via R_{21} and R_{31} , to cut off the tube. Tripping of the dot memory applies +10 volts from $R_{30}R_{32}$ toward the grid of V_{10} . If V_{11} is being held conductive by a positive selection potential from the dash memory or key, its plate current through R_{18} lowers the potential at $R_{19}R_{20}$ to -7 volts. The positive potential directed toward the grid of V_{10} by a dot selected under this condition is clamped by D_3R_{21} , and the grid of V_{10} is held below cut-off. This guarantees prior transmission of an earlier selected dash. C_7 stabilizes the negative interlock voltage against spurious releases by plate voltage fluctuations caused by line-voltage changes and distributed capacitive couplings. This is necessary at very low line voltages, where the interlock potential drops to around -3 volts.

With the dash memory clear and the dash key open, V_{11} is cut off by -13 volts at $R_{39}R_{40}$, and $R_{19}R_{20}$ stands at +12 volts. This allows the +10-volt dot selection potential to reach the grid of V_{10} via R_{21} . The cathode of V_{10} rises to +10 volts to start a dot on the next positive time-base pulse, and permits the memory clearance pulse to reach the grid of V_{13} . Conduction through V_{10} and R_{27} lowers $R_{28}R_{29}$ to -7 volts, to clamp at D_4R_{26} any subsequently selected dash until after the dot starts. Additionally, by thus locking out V_{11} and holding R_{25} and the cathode of D_6 at +0.9 volts, clearance of the dash memory (when actuated after dot storage but before that dot starts) is prevented.

For a series of dots, the key is held closed and +10 volts from $R_{37}R_{38}$ holds V_{10} conductive via R_{21} (and V_{11} locked-out) after the dot memory clears at the start of the first dot, until the key is released or the sequencor is "seized" by subsequent actuation of the dash memory. The similar structure of the dash sequencor behaves identically under interlock control of the dot sequencor, to provide single or multiple dashes.

Sequence Transfer

Assume a dot and a dash, selected in that order before any output starts, and the keys
(Continued on page 122)

• Recent Equipment —


The Sonar CD-2 Transmitter-Receiver

As its name implies, the Sonar CD-2 was designed especially for civil defense radio service. As one of the few v.h.f. amateur-band pieces of gear presently approved by the Federal Civil Defense Administration for matching funds, it is of more than ordinary interest. To qualify for FCDA approval, v.h.f. equipment must comply with fairly stiff specifications as to frequency stability and selectivity.

Achieving the required stability in the transmitter was probably no great problem; crystal control and reasonable care in mechanical and electrical design take care of that. But adequate selectivity in a 2-meter receiver runs to some appreciable complication, and when selectivity is achieved, oscillator instability is likely to be something of a headache. A glance at the block diagram, Fig. 1, will show how these matters are handled in the CD-2.

The receiver uses ten tubes. The front end has a 6BK7 series cascode, for low noise figure, followed by a 6AK5 pentode. Self-tuned coupled circuits are used between the second half of the cascode and the 6AK5 grid, and between the 6AK5 plate and the first mixer. Coupling between these circuits is adjusted to give the desired flat response across the band, and the series of circuits gives reasonably high attenuation of signals outside that band. Oscillator stability is assured through the use of a voltage-regulated oscillator-doubler arrangement, with a self-tuned circuit in the doubler plate lead, and very light coupling between the oscillator and doubler.

Output from the first mixer is at 10.7 Mc., and there is one stage of i.f. amplification at this frequency. Then follows a 6U8 mixer-oscillator,



The Sonar CD-2 transmitter-receiver case is designed especially for civil defense station needs. The drop front has a plywood insert to make a writing surface. Space for log, message blanks, microphone cables and other accessories is provided, and the cover and front lock together to prevent unauthorized use.

the latter crystal-controlled, converting to 455 kc. Two stages of i.f. at 455 kc. work into a conventional diode-triode combination that performs the functions of detection, a.v.c., noise limiting and audio amplification. The receiver ends up in a 6AQ5 power audio stage, where a choice of speaker, 'phones-with-speaker, or 'phones alone is afforded.

The transmitter line-up consists of a 12BY7 crystal oscillator-tripler, using 8-Mc. crystals, a 6AK6 doubler, a pair of 6J6s in push-pull-parallel tripling, and a 6252 as a straight-through amplifier on 144 Mc. Inductively-coupled double-tuned circuits are used in the last three stages to provide essentially flat response across the band and good attenuation of unwanted oscillator-multiplier frequencies. The rated

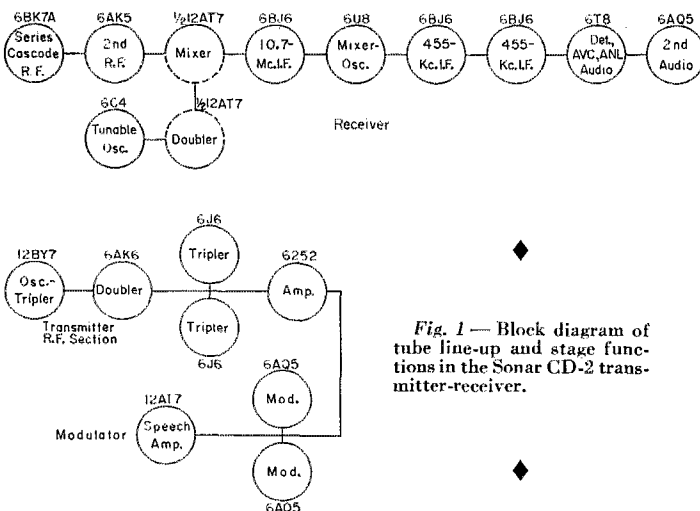



Fig. 1 — Block diagram of tube line-up and stage functions in the Sonar CD-2 transmitter-receiver.

Interior of the CD-2. Transmitter components are at the left; receiver and power supply on the right.



output of 17 watts seems quite conservative and is readily developed.


Modulation is supplied by a pair of 6AQ5s, driven by a 12AT7. A Type F1 carbon button microphone is used, and there is provision for either push-to-talk or toggle-switch control of the send-receive operation. A small amount of r.f. output is coupled off at the antenna connection to an r.f. voltmeter to provide for tuning up. Indication of transmitter tuning is shown on a meter, which doubles as a tuning meter for reception, and in addition there is a red jewel light that indicates both output and modulation. The circuit used for these purposes is reproduced in Fig. 2.

Tuning & Adjustment

In keeping with its intended service, the CD-2 is designed so that a minimum of adjustment is required in normal operation. Alignment adjustments of both transmitter and receiver are preset, and should not require adjustment except in case of parts failure or other damage. In the case of the receiver,

the operator merely turns the calibrated dial, and adjusts the audio level to suit conditions. Maximum downward swing of the meter indicates proper tuning of a signal.

The transmitter has provision for eight crystal-controlled channels, selection being made with a single front-panel switch. The only tuning adjustments are the final plate tank and the antenna series-tuning capacitors. A front-panel "calibrate" switch applies screen voltage to the crystal oscillator, when the station is in the



Bottom view of the Sonar transmitter-receiver. Receiver and power supply occupy the large section.

"receive" position, to permit checking the operating frequencies and the receiver calibration against each other. The harmonic from the crystal oscillator in the 144-Mc. band is strong enough to make an appreciable dip show on the tuning meter as the receiver is tuned across the operating frequency.

The CD-2 housing and accessories are designed for its rôle as a civil defense control station.

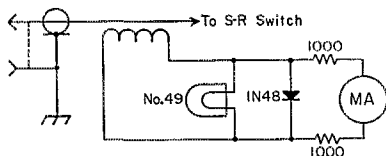


Fig. 2—Tuning indicator circuit used for checking transmitter adjustments in the CD-2. In the complete circuit, the meter is also switched to indicate strength of the received signal.

The drop front and hinged top lock together with a cut key, so that unauthorized use can be prevented. The bottom portion of the case has ample space for log, message blanks, spare cables and other small accessories. The front cover has a large plywood insert, to provide a writing surface for field use. The cover can also be removed readily, to save space in a permanent installation. Carrying handles are provided on the sides of the case. The shelf on which the

chassis rests is copper plated, to provide good contact with the chassis, and it is made of expanded metal for full ventilation. The front panel has a shaded desk light that can be turned on or off by a toggle switch.

The power supply works on either 6-volt d.c. or 115-volt a.c. input, separate cables being plugged into a single receptacle on the rear wall of the chassis. The socket is reached through a hinged door in the back of the cabinet. Selenium rectifiers are used, this being the first instance we've seen where they have been applied to amateur gear of this power rating. The result should be superior regulation, and an appreciable saving in drain when the rig is run from a 6-volt source. An operating check of the unit showed the total drain from a 6-volt storage battery to be 20 amperes on receiving and 33 on transmitting. Extended use with storage-battery power should not be attempted unless a satisfactory means of charging is at hand, as output drops rapidly after the first 5 minutes of use from a fully-charged battery.


The manufacturer supplies the CD-series gear for any 4.5-megacycle segment of the spectrum from 50 to 180 Mc., so a CD-6 is also available for use in the amateur 50-Mc. band. Both amateur band units may be expected to find considerable acceptance in areas where c.d. planning is well organized, and supported by local or state-wide governmental agencies. — E. P. T.

The Gonset 6-Meter Communicator


IF lack of suitable ready-made gear has been a factor in the present rather low state of activity on the 6-meter band, here's a complete package that should go a long way toward injecting new life into what could be one of our most interesting slices of the r.f. spectrum. Certainly the 2-Meter Communicator has become one of the most familiar features of the v.h.f. scene. This has come about because it combines in one small convenient unit many features that make for pleasant and effective 2-meter work.

The new 6-meter model is physically an almost

exact duplicate of the popular 2-meter job. It is built, insofar as possible, around the same components and subassemblies that are used in the 2-meter rig, and it has the same useful gadgets. These include a tuning eye that works on both transmitter and receiver; a crystal spotter, for checking transmitter frequency and receiver calibration; an adjustable squelch, for quieting the receiver during stand-by periods; universal power supply, for both mobile and home-station use; the option of either carbon or crystal microphone input; provision for use of the audio system



The double-conversion receiver unit, left, and combined transmitter and audio system, right, are little more than good-sized handfuls.



The 6-Meter Communicator by Gonset is physically an exact duplicate of its 2-meter counterpart. Individual adjustment of all transmitter stages is made through holes in upper left side of the front panel, proper setting being indicated by closure of the tuning eye. Receiver has squelch-level, volume and noise limiter controls, lower left.

for public-address work; and many other features.

In addition, there are innovations that help the 6-Meter Communicator cope with conditions different in several respects from those encountered in 2-meter operation. The receiver is a double-conversion job, providing considerably better selectivity than the single-conversion 6-Mc. i.f. in the 2-meter receiver. The tuning range is extended one megacycle below the edge of the band, permitting monitoring of the mobile services in the 49-Mc. region for signs of band openings. Enough use of these frequencies is made in most parts of the country so that something will be heard almost any time that sporadic *E* or *F*₂-layer skip is present. There is a built-in low-pass filter, connected permanently in the antenna lead, to reduce harmonics from the transmitter and spurious responses in the receiver.

For obvious manufacturing reasons, the transmitter has the same tube line-up as the 2-meter one, but there is one less multiplier stage. A 6CL6 crystal oscillator-multiplier, with either 8- or 12-Mc. crystals, drives a 12AV7 parallel doubler to 50 Mc. The final stage is a 2E26, delivering an output of about 6 watts. (We measured better than 6 watts with a Micromatch into a matched load.) The modulator has a 12AX7 amplifier working into a 6V6GT. This also serves as the receiver audio system.


The receiver front end has a 6BQ7A cascode r.f. amplifier and a 12AT7 mixer-oscillator, with 11-Mc. output. The receiver oscillator is on the high side, so there is no problem with 28-Mc. images. Mixer output is 11 Mc., and there is one stage of i.f. amplification, a 6BH6, at this frequency. Then follows a 6BE6 converter to 1500 kc., and a 6BJ6 i.f. amplifier. The functions of detector, noise limiter, a.v.c. rectifier and first audio amplifier are combined in a 6T8, which feeds the audio system. A subminiature 6BG7 dual triode handles the squelch. Our noise generator shows that the noise figure of the 6-Meter Communicator is better than is required for good weak-signal reception.

The power supply is identical to the 2-meter unit, having two 6X4 rectifiers, and provision for either 6-volt d.c. or 115-volt a.c. input. Connections for these two types of operation are made by separate cables supplied with the unit.

A variation from the 2-Meter Communicator is seen in the antenna furnished. The 19-inch whip is replaced by a polyethylene-insulated half-wave Zepp that can be rolled up and carried in a pocket. The quarter-wave whip idea is less effective with the 6-meter rig, as there is insufficient metallic mass in the cabinet to serve as a ground-plane at this lower frequency. The manufacturer also offers 6-Meter yagi antennas that can be used individually or in stacked pairs.

Cabinet appearance, power supply and audio system are identical to the 2-Meter Communicator. The 6-meter model is supplied for either 6- or 12-volt operation. — E. P. T.

Bottom views of the receiver and transmitter used in the 6-Meter Communicator. Outboard unit on back of receiver is cascode r.f. amplifier. Receiver and transmitter use common audio system.



Happenings of the Month

BOARD MEETING

In May the Board of Directors of the American Radio Relay League will meet to examine the record for 1954, and to come to decisions charting a continuing course for the future. The director of your division is *your* voice in League affairs. Communicate to him your views on matters of the day so that he may be informed, as is required of him in the By-Laws, "as to conditions and activities in his territorial division and as to the needs and desires of the members therein in order that he may faithfully and intelligently represent the true interests of such members."

TECHNICIANS GET 50 MC.

In mid-March FCC released its decision in Docket No. 11157, dealing with Technician Class privileges: the 50-54 Mc. band is opened to that class of license effective April 12th; FCC dismissed its proposal to open also the 144-Mc. band to Technicians. The text of the order follows:

1. As a result of its consideration of petitions for rule making filed by James M. Price and Tom A. Walker, the Commission adopted the Notice of Proposed Rule Making in this proceeding, and it was published in the Federal Register on September 11, 1954, 19 FR 5917. The Notice proposed amendment of Section 12.23(d) to permit operation by Technician Class amateur operators in all amateur frequency bands above 50 Mc. which would have the effect of adding the 50-54 Mc. and the 144-148 Mc. bands to the privileges presently available to the Technician Class licensee. The petitions of Messrs. Price and Walker proposed addition only of the 50-54 Mc. band to the existing privileges for the Technician Class operator.

2. Comment on the proposed amendment was submitted by some 18 amateur organizations and over 125 amateurs individually. In regard to the 50-Mc. band, there appears to be substantial expression of approval of provision for Technician Class operator privileges therein.

3. As evidenced by the comment received, there appears to be considerable controversy as to whether technicians

should be allowed to operate in the 144 Mc. band. Because of the opposition expressed by the American Radio Relay League, and because it does not find the arguments expressed in the comments otherwise decisive, the Commission is hereby dismissing that portion of the proposed amendment having to do with technician privileges in the 144 Mc. amateur frequency band.

4. This amendment is issued pursuant to authority contained in Sections 4(i) and 303(f), (g), and (r) of the Communications Act of 1934, as amended. IT IS ORDERED, That effective 3:00 a.m., EST, April 12, 1955, Section 12.23(d) of Part 12, Rules Governing Amateur Radio Service, IS AMENDED as set forth in the attached Appendix.

FEDERAL COMMUNICATIONS COMMISSION
Mary Jane Morris
Secretary

Adopted: March 9, 1955
Released: March 10, 1955

APPENDIX

SECTION 12.23(d) OF PART 12, RULES GOVERNING AMATEUR RADIO SERVICE, IS AMENDED AS FOLLOWS:

(d) Technician Class. All authorized amateur privileges in the amateur frequency band 50-to-54 Mc. and in the amateur frequency bands above 220 Mc.

QST ARTICLE AWARDS

The Executive Committee has announced its selection of three outstanding articles which appeared in *QST* during 1954, and awarded the authors cash prizes of \$300, \$200 and \$100. Single-sideband, as might be expected from its rapid development in 1954, was the subject for the No. 1 spot — the judges were unanimous in making the first award to Warren B. Bruene, W0TTK, for his November article, "Distortion in Single-Sideband Linear Amplifiers." A special, and hitherto untreated, phase of TVI ran a close second — the next award was to F. E. Ladd, W2IDZ, for his two-part article in June and July,

On March 19th, 200 VEs representing all of Canada met in Montreal to honor Canadian Director Alex Reid, VE2BE, who on December 31, 1954, became the first director to complete 25 years of continuous service on the ARRL Board of Directors. Amateurs from all parts of Canada joined to present Alex with a single-sideband exciter unit and accessory gear, as a token of appreciation. Here (*l. to r.*) are: ARRL General Manager Budlong, W1BUD; Mrs. Gordon Lynn; Director Reid; Mrs. Reid; ARRL President Dosland, W0TSN.



"50 Mc. TVI — Its Causes and Cures." Antennas, as last year, provided the third subject — the award going to William B. Wrigley, W4UCW, for his February article "Impedance Characteristics of Harmonic Antennas."

CHAMBERS' 25TH

On March 6th, C. Vernon Chambers, QST Technical Assistant, became the seventh member of the present ARRL Hq. staff to reach the 25-year mark.

"Vern" came to Hq. as an office boy, but the inevitable happened — the bug bit, and he shortly became W1JEQ. His interest and developing ability made him a logical candidate for



W1JEQ

lab work, and he turned out a number of pieces of gear for QST, with special attention to low-power equipment for the beginner. He was associated with Ross Hull in the development of u.h.f. gear for the *Handbook* and carried that work to completion after Hull's untimely death. Vern then took over the ARRL Technical Information Service until World War II interrupted with both Army and civilian service in the field of guided missiles.

Chambers' postwar projects for both QST and the *Handbook* have included a goodly number of items at beginner level, but have ranged into many other fields as well — mobile gear, development of high-power r.f. chokes, and all sorts of general transmitting designs. His bandswitching rig in January 1954 QST brought more response from amateurs than perhaps any other article postwar.

When we use on Vern the old saw, "The second 25 years are the hardest," it isn't really funny: he has that much longer to go before reaching retirement age!

OPERATION IN GREENLAND

For some months negotiations have been in process for the authorization of amateur operation in Greenland by U. S. citizens. Permission has now been granted, under an agreement with the Danish government, and the U. S. military

is to issue detailed rules and regulations as well as issue call signs from the block KG1AA through KG1LZ.

NOVICE TALKING BOOK

The Division for the Blind, Library of Congress, through the facilities of the American Foundation for the Blind, has produced a new Talking Book, "The Radio Amateur's Novice Examination, Questions and Answers." Excerpted from ARRL publications, and with code practice material especially written and taped by Hq., the package consists of eight 12-inch record sides. It is available to qualified blind readers through the 28 regional libraries in the usual manner (see list page 30, January 1953 QST). Thomas B. Hedges, W3QQS, assistant chief of the Division, contemplates expanding the Talking Book program to higher grades of amateur license if interest warrants.

A.R.R.L. QSL BUREAU

The function of the ARRL QSL Bureau system is to facilitate delivery to amateurs in the United States, its possessions, and Canada of those QSL cards which arrive from amateur stations in other parts of the world. All you have to do is send your QSL manager (see list below) a stamped self-addressed envelope about 4¼ by 9½ inches in size, with your name and address in the usual place on the front of the envelope and your call printed in capital letters in the upper left-hand corner. (Bold-face type indicates change since last QST listing.)

- W1, K1 — J. R. Baker, jr., W1JOJ, Box 232, Ipswich, Mass.
- W2, K2 — H. W. Yahnel, W2SN, Lake Ave., Helmetta, N. J.
- W3, K3 — Jesse Bieberman, W3KT, Box 34, Philadelphia 5, Penna.
- W4, K4 — Thomas M. Moss, W4HYW, Box 644, Municipal Airport Branch, Atlanta, Ga.
- W5, K5 — Oren B. Gambill, W5W1, 2514 N. Garrison, Tulsa 6, Okla.
- W6, K6 — Horace R. Greer, W6TI, 414 Fairmount St., Oakland, Calif.
- W7, K7 — Mary Ann Tatro, W7FWR, 513 N. Central, Olympia, Wash.
- W8, K8 — Walter E. Musgrave, W8NGW, 1294 E. 188th St., Cleveland 10, Ohio.
- W9, K9 — John F. Schneider, W9CFT, 311 W. Ross Ave., Wausau, Wis.
- W0, K0 — Alva A. Smith, W0DMA, 238 East Main St., Caledonia, Minn.
- VE1 — L. J. Fader, VE1FQ, 125 Henry St., Halifax, N. S.
- VE2 — Harry J. Mabson, VE2APH, 122 Regent Ave., Beaconsfield West, Que.
- VE3 — W. Bert Knowles, VE3QB, Lanark, Ont.
- VE4 — Len Cuff, VE4LC, 286 Rutland St., St. James, Man.
- VE5 — Fred Ward, VE5OP, 899 Connaught Ave., Moose Jaw, Sask.
- VE6 — W. R. Savage, VE6EO, 329 15th St., North Lethbridge, Alta.
- VE7 — H. R. Hough, VE7HR, 2316 Trent St., Victoria, B. C.
- VE8 — W. L. Geary, VE8AW, Box 534, Whitehorse, Y. T.
- VO — Ernest Ash, VO1A, P. O. Box 8, St. John's, Newfoundland.
- KP4 — E. W. Mayer, KP4KD, Box 1061, San Juan, P. R.
- KH6 — Andy H. Fuchikami, KH6BA, 2543 Nanaau Dr., Honolulu, P. H.
- KI7 — Box 73, Douglas, Alaska.
- KZ5 — Gilbert C. Foster, KZ5GF, Box 407, Balboa, C. Z.

21st ARRL Sweepstakes Results


Part I—C.W.

BY PHIL SIMMONS, WIZDP

SAYS W5VNW: "Thanks for 40 hours of solid enjoyment. As the operator of a fixed, low-power station, the Sweepstakes is my choice of all the contests." Says W1UTA: "I like the SS because it offers good practice in operating procedure, the thrill of raising new sections, an opportunity to learn how the rig really performs, but best of all, the chance to study the personality of a good cross-section of Hamdom. I have observed with a grin the leisurely fellow whose clock is five minutes slow, the hurry-hurry boy who doesn't wait for a 'roger,' and the operator who CQs 15 times before you find you've already worked him." Says W0BUR: "I like the absence of the cut-throat dog-eat-dog competition that marks some other contests." Says W4CVM: "Conditions were about as near perfect as I can remember them. There seemed to be more of the 'old ham spirit' this year, and all of the regulars were on hand: W3BES, W4IA, W9IOP, W1FTX, W4KFC, W4CIU and many others." Says W8APC: "Judging from the serial numbers



Jack Bryant, W5TFB, was stricken by SS-itis at an early age. Now 17, Jack already has stacked three consecutive North Texas wins, was tenth high nationally and top W5 in the '54 doings.



being sent the second week end, the entire population of the state of Connecticut will be needed to check the logs!"

The foregoing colorful contestimonials show why 1796 entrants (1394 c.w.) enjoyed themselves immensely (and why contest-checker W1CUT, ex-W5TQD, almost went back to Texas). They indicate, too, why the 1954 SS

moves into the record books as the biggest ever held, dwarfing previous highs registered in 1939 and 1953. Gripping about contest rules and poor conditions was all but nonexistent as scores rocketed to adding-machine proportions and 84 hard-working section and Novice winners earned certificates for brasspounding.

We're pleased to revive a popular prewar SS feature which listed, among other items, the equipment and bands of the section leaders. Aided by some fast slip-stick fumbling, one finds that there is real thought-food here; e.g.:

1) About 85 per cent of the 72 section winners utilized the trusted 20-40-80-meter band combination (although five of them scooped up extra credits on 15 meters).

2) Seventy-seven per cent fell in the 100-watts-or-less category, while the rest ran high power.

3) The *average* winner racked up 590 contacts in 66.6 sections for 97,450 points, was active 35 hours with 175 watts input.

4) Low-power champ was 25-watt Oklahoman W5WZV.

5) One-band champ was South Texan W5WQN with 704 QSOs on 7 Mc.

The set-ups in the tabulation typify the "new look" in SS circles, as compared with the May, 1940 *QST* version, which recorded such bottles as

Md.-Del.-D.C. leader W3JTK settled for 180,540 points, ranked fifth amongst the 1394 c.w. entrants with a 100 per cent home-brew rig. The gadget at the upper right, a photoelectric-keyed CQ SS wheel, gave a good account of itself, Jack reports.



QST for

860s, T-40s, HK-254s and 211s in vogue in those days. (And you just can't hardly get them no more!) Rifle through your old-time QSTs and see for yourself what the previous generation of SS enthusiasts worked with.

Now here's a foursome that knows the business

by heart! Each sends code reminiscent of a W1AW Qualifying Run and sports a clean, ether-wrenching signal. Each salted away over 1100 contacts and attained, for the first time in SS annals, a final score in excess of 200,000 points. Congratulations are in order, then, to W4KVVX

C.W. WINNERS, 21st A.R.R.L. SWEEPSTAKES CONTEST

Section	Call	Score	Transmitter	Watts Input	Receiver	Bands Used
E. Penna.	W9GHM	147,502	6BA6-6AQ5-2E26-813	95	HQ129X	80, 40, 20
Md.-Del.-D. C.	W3JTK	180,540	VFO-807-813s	100	Super Pro (modified)	80, 40, 20
S. N. J.	W2GND	85,313	32V3	100	HRO60	80, 40, 20
W. N. Y.	W2SSC	133,175	Sig. Shifter-809	99	75A3	80, 40, 20
W. Penna.	W3LMM	104,512	BC610E	700	NC240D	80, 40, 20
Illinois	W9ERU	157,230	32V1	100	75A1, SX43	80, 40, 20
Indiana	W9IOP	208,506	VFO-6AQ5-4-65A	100	75A3, DB23	80, 40, 20
Wisconsin	W9RQM	143,080	VFO-813	90	HRO50T	80, 40, 20
No. Dakota	W0ARB	103,599	6AG7s-2E26-814	100	SX71	80, 40, 20
So. Dakota	W9SMV	19,936	6AG7s-2E26-813	350	HQ129X	80, 20
Minnesota	W0YCR	139,650	VFO-807s	95	Super Pro	80, 40, 20
Arkansas	W5MSH	92,400	6V6-6L6-812A	100	NC240D	80, 40, 20
Louisiana	W5KC	141,468	32V3	100	HRO 7	80, 40, 20
Mississippi	W9APY/5	72,371	6AG7s-6AQ5-807-4-250A	100	BC348, BC453, SOJ	80, 40, 20
Tennessee	W4TJ	91,803	Sig. Shifter-1625s-814s	450-480	S76, DB22A	80, 40, 20
Kentucky	W4KVVX	209,353	Sig. Shifter-813	80-100	Super Pro (BC453 2nd i.f.)	80, 40, 20
Michigan	W8DUS	113,971	32V2	100	75A3, DB23	80, 40, 20
Ohio	W8LQA	146,213	VFO-807-35T	100	HQ129X	80, 40, 20
E. N. Y.	W2IFP	80,010	6AG7s-807-813s	95	BC312, Q5er, RME10-20	80, 40, 20
N. Y. C.-L. I.	W2IVS	117,775	12AU7-5AU6-5763s-6146	95	NC240D	80, 40, 20
N. N. J.	W2TPJ	80,404	PTO-6AQ5s-807s	100	BC224	80, 40, 20
Iowa	W9NWX	131,850	Lyso 600-HT20	99	SX88	80, 40, 20
Kansas	W9HCJ	109,784	32V3	95	SX28	80, 40, 20
Missouri	W8LLU	64,103	6AU6-6AG7-807	30	SX71	80, 40, 20, 15
Nebraska	W9URB	109,395	VFO-Viking II	95	SX71, FL8A	80, 40, 20
Connecticut	W1BIH	101,250	VFO-Bandbox-6146	80	HQ129X, Q5er, FL8A	80, 40, 20
Maine	W1IKE	81,453	VFO-Bandbox-6146	90	75A3	80, 40, 20
E. Mass.	W1IAP	106,225	310B (exciter-amp.)	100	75A2	80, 40, 20
W. Mass.	W1JYH	119,340	310B-4-125A	100	HRO5	80, 40, 20
N. H.	W1ARR/1	102,935	32V2	95	75A2	80, 40, 20
R. I.	W1CJH	64,431	VFO-813	90	75A1	80, 40, 20
Vermont	W1RWP	58,476	BC457A-6L6s-814s	150-250	BC342J, Q5er	80, 40, 20
Alaska	KL7EVR	43,330	68J7-6AUC7-6AG7-4F27	95	BC348Q	40, 20
Idaho	W7TYG	14,006	VFO-6AG7-1625s	100	Homebuilt super	80, 40
Montana	W7KVU	202,210	5100	100	75A3, DB23	80, 40, 20, 15
Oregon	W7GEB	116,253	310B-813	100	75A2	80, 40, 20
Washington	W7NLI	126,114	VFO-4E27	100	NC200	80, 40, 20
Hawaii	KH6IJ	32,670	4-250As p.a.	1000	HQ129X	40, 20
Nevada	W7KEV	168,448	VFO-807-4-65A	100	HQ129X	40, 20
Santa Clara V.	W6HOC	127,294	6AK6s-6AG7-6AQ5s-4D32	95	Super Pro	80, 40, 20
East Bay	W6T7	78,798	4-250As p.a.	600	75A3	80, 40, 20
San Francisco	W6BIP	72,781	6K7-68K7-6L6-6AG7s-6L6-813-VT127As	500	SX28, Q5er	80, 40, 20, 15
Sacramento V.	W6MYT	27,775	ARC5-807-4-125As; ARC5-807-T40s	125; 650	SX28A	80, 40, 20
San Joaquin V.	W6MPG	47,439	Sig. Shifter-1625s-304TL	750	SX25	40, 20
No. Carolina	W4VHH	69,370	6V6-6L6-809	100	HQ129X	80, 40, 20
So. Carolina	W4TL	88,741	HT18-6146s	100	HRO5	80, 40, 20
Virginia	W4KFC	203,850	VFO-807-257B	100	75A2	80, 40, 20
W. Virginia	W8PQQ	52,488	VFO-304TLs	700	75A2	80, 40, 20
Colorado	W6EWH	79,275	6AG7s-6L6-2E22-826s	100	SX71	80, 40, 20
Utah	W7QDM	85,844	6AG7s-807s	90-95	BC348	80, 40, 20
Wyoming	W7HRM	69,438	VFO-807-813	300	NC200, DB20	80, 40, 20
Alabama	W4RAL	64,654	VFO-12A6-12SL7-12A6-1625s	95	SX28	80, 40, 20
E. Florida	W4LVV	101,756	310B-813	95	HRO	80, 40, 20
W. Florida	W4WEQ	109,743	VFO-813	95	HRO7A	80, 40, 20
Georgia	W4FCB	62,712	Viking II	150	HQ129X	80, 40, 20, 15
West Indies	KP4AAC	31,625	813s p.a.	90	HRO50, BC453, Q5er	40, 20
Canal Zone	KZ5NB	4900	6AG7-6V6-807s	35	Homebuilt 8-tube super	20
Los Angeles	K6CEF	130,123	5814-6AU6-5763s-6146	100	75A3	80, 40, 20
Arizona	W4KMF/7	82,800	BC459-6L6s-814	100	HQ129X, Panadaptor	40, 20
San Diego	W6EPZ	142,076	4-250As p.a.	100	75A1	40, 20
Santa Barbara	W6ULS	119,653	32V2	95	75A1, preamp.	80, 40, 20, 15
No. Texas	W5TFB	152,479	HT18-HT20	100	S76, Hetrofil	80, 40, 20
Oklahoma	W5WZV	41,120	TBS50	25	SX28	80, 40, 20
So. Texas	W5WQN	121,440	6AK5s-5763-2E20-4-65As	100	SX25, BC348, Q5er	40
New Mexico	W5QNZ	126,936	VFO-829-304TL	1000	HRO60 (plus i.f. strip)	80, 40, 20
Maritime	VE1AR	103,850	VFO-6AG7-814-810s	90	HQ129, Q5er, SOJ	80, 40, 20
Quebec	VE2BX	56,560	5763-6C4-6AG7-2E26-807W	75	SX25	80, 40, 20
Ontario	VE3AUU	62,235	6C4-6AQ5-807s; 6C4-6AG7-2E26-813	95	HQ129X	80, 40, 20
Manitoba	VE4MX	45,900	6AG7-6L6-2E26-812A	100	HQ140X	80, 40, 20
Saskatchewan	VE5CW	47,756	VFO-Viking II	115	HQ129X, DB22A	80, 40, 20
Alberta	VE6ZR	42,776	BC221-6AC7s-807	70	SX28	80, 40, 20
B. C.	VE7ZK	62,245	6C4-6AQ5s-6146	75	NC240D	80, 40, 20

for his all-time record-smashing 209,353-point tally, and to W9IOP, W4KFC and W7KVU for their totals of 208,506, 203,850 and 202,210, respectively.

And for their savvy and downright stick-to-it-iveness, plaudits and salaams to these others who broke 125,000: W3JTK 180,540, W7KEV 168,448, W3EIS 165,638, W9ERU 157,230, W9YFV 154,030, W5TFB 152,479, W3GHM 147,502, W8LQA 146,213, W3FRY1 145,726, W8BTI 144,540, W9RQM 143,080, W6EPZ 142,076, W5KC 141,468, W3AEL 140,875, W0YCR 139,650, W3JBC 134,502, K6BLL1 133,590, W2SSC 133,175, W0TKX 133,043, W3CTJ 132,313, W0NWX 131,850, W9NPC 131,823, W3BES 130,488, W3GRF 130,315, K6CEF 130,123, W4PNK 129,634, W9PNE 129,330, W3JTC 128,845, W6HOC 127,294, W5QNZ 126,936, W7NLI 126,114, W8EV 125,925.

Section-hunting remains the favorite pastime of a goodly share of the gang, and it's quite an art. Here is the sharp-eared crew that bagged all 73 ARRL sections in '54: W1s EOB JTD ZDP, W2FEB, K2BZT, W3s ADZ ALB BES CTJ FRY JBC JNQ JTC KT, W4s KVX YFA, W5TFB, W6s BIP EPZ HOC MUR PYH ULS UTV YK, K6s BLL CEF, W7s GEB KEV KVV PQE, W8s DUS EV, W9s IOP RQM YFV, W0TKX. Note that all U. S. licensing areas made the grade. Saskatchewan, Yukon/N.W.T. and Idaho would seem to be the toughies; 17 of the 37 experts named one of the three as the last section snagged. But K2BZT, who made the "clean sweep" in just 257 contacts, and ex-W1AW op W1JTD, who did it in 310, are the two who worked the *mostest* with the *leastest*. Choosy W0QDF likewise merits honorable mention for getting 72 out of a mere 74 QSOs.

Heartening indeed are the many friendly new faces that crop up yearly in the special Novice competition which the Sweepstakes affords. When three or more KN/WN people enter logs from a given section, the leader nabs an appropriately-endorsed Novice certificate. The following yearlings earn a burst of applause, and the certificate as well, for graduating *magna cum laude* from their first venture into contest capers: W1N1s BLD CDD, KN2HXR, WN3ZKH, WN5HIS, KN6EVR, W1N8s SRK TGB, W1N9s GBC HAH IGV, WN0SQE. See you in the '55 SS *minus the "N,"* fellows!

¹ Multioperator station.

Sidelights

Lavish antenna systems were brought into play by the 200-grand quartet. W4KVX relied on 280- and 405-foot zepps, a 7-Mc. ground plane, and a 14-Mc. beam; all four were suspended from or mounted on telephone poles. W9IOP found an end-fed 136-foot wire, a 40-meter ground plane, and a 20-meter rotary to his liking; and so did W4KFC, who utilized an identical bunch of skyhooks. Out west, W7KVU made that huge signal even huger with such paraphernalia as (1) for 80 meters, a wire 12 wavelengths long and a half-wave zepp; (2) a 7-Mc. ground plane and zepp; (3) 3-element wide-spaced rotaries for 15 and 20. . . . Lament from multips W3s WIE WIF at close of festivities: "Brother, are we tired." (Boys, you weren't alone!) . . . W8CUP says his FL8A filter saved the day. . . . W2BRC got 43,935 and W2CJM 13,069 points with attic antennas. . . . W2MUM pounded bases for the Order of BO (Boiled Owls). . . . Overheard on 20 the last Sunday: W1JYH



Budding contester Dick Brandt, KN2HXR, E. N. Y. Novice winner, got the most markers registered by a KN/WN in SS competition — over 10,000. For further news of Dick's operating sojourns, see the Novice Round-up results on page 50.

explaining the rules to W1KGH/VES. After Rog had paved the way, the mob descended. . . . K2ENO broke in a new SX-24 and got 7 additional states. . . . Anchor man for Ohio Valley Amateur Radio Association was *z-watt* W8BAE. . . . Those who swapped messages with Iowan W0NWX unwittingly nailed FO8AJ/W0. Bob was using the transmitter-inhaler combo of the famous Clipperton DXpedition (July, 1954, QST). . . . W0FVD is positive his code speed improved as a result of struggling with weak sigs in the QRM. . . . In '53 W1NYMA made 34 QSOs, in '54 W1YMA got 741! How's *that* for improvement! . . . W4LVV found conditions good except for one weird 90-minute spell on 20 meters when it was impossible to raise anyone although incoming signals were strong. . . . W6OAY is confident QSLs will come through from several new states worked. . . . W3BQU/5 landed 23,490 points with a 24-watt transformerless rig. A voltage doubler juiced the p.p. 117L7s in the crystal oscillator circuit. Dimensions: a pocket-sized 4-by-4 inches. . . . KV4BK, ex-7CO (1912), 6RX (1920), and W5RX (1947), enjoyed the "other side of the fence" despite fierce QRM. QRT for 20 years. Charles

NOVICE C.W. WINNERS, 21st A.R.R.L. SWEEPSTAKES CONTEST

Section	Call	Score	Transmitter	Watts Input	Receiver	Bands Used
Md.-Del.-D. C.	WN3ZKH	5003	Viking II	75	HRO5	80, 40, 15
Illinois	WN9GBC	3250	807s p.a.	70	SX42	80
Indiana	WN1IGV	6695	6AG7-61A-807	80	NC125	80
Wisconsin	WN9HAH	2640	AT1	35	S76	40
Michigan	WN8SRK	468	AT1	15	SX71	80
Ohio	WN8TGB	3313	AT1	30	NC98	80, 40
E. N. Y.	KN2HXR	10,036	AT1	35	S40B	80
Iowa	WN0SQE	3413	Ranger	65	S76	80, 40
Connecticut	WN1CDD	3803	Globe Scout	50	S40B	80, 40, 15
E. Mass.	WN1BLD	5740	TBS50	50	HQ129X	80
Los Angeles	KN6EVR	8229	Viking II	75	NC173	80, 40
No. Texas	WN5HIS	2719	Lysco 600	50	SX28A	80, 40, 15

returned to top c.w. form rapidly in the SS. . . . Alaskan pace-setter **KL7EVR** apologizes for his difficult-to-read log transcribed at 16,000 feet during a **KL7-to-W7** flight. . . . A 2-tube regen job performed the receiving chores for **W6FAR**. . . . **W4KFC's** 1183 stations worked in '53 is still tops. . . . With the same 30-watt'er he had last year as a Novice, **W9YOS** was tickled to multiply his score by 3. . . . **W4KVX** employed a card logging system complete with automatic time stamp and numbering machine to assist in avoiding or nullifying repeat QSOs as they occurred. . . . **W8OTK** thanks the boys for **QRSing** for him his first time out. . . . **W7PQE** got ten **KL7s** but had to cajole **VE5** and **KH6** non-SSers into swapping preambles. . . . Complete break-in system (March, 1951, **QST**) — using tubes for antenna-switching and receiver-quieting — worked great at **W7GEB**. . . . We can thank **W1WRP** for increased Vermont activity. Stan has been carrying on a feverish one-man campaign to get better representation from that elusive section. . . . **W4KMF/7** avows the competition in Arizona is considerably less rugged than it was in Virginia. . . . **W5WZV** captured his first SS scalp since 'way back in '36 and '37 when he earned Philippine honors as **KAIUS**. . . . **W1WAI** snared his 48th state, learned much about when to work which bands. . . . **W1IAP** used a receiver-controlled VFO on 7 Mc. . . . **W9RQM's** **XYL** presented him with a new junior op during the SS. . . . The last 25-cycle power areas were being converted to 60 cycles near **VE3ACB** and intermittent power leaks held down his score. . . . **W4KFC** tells a little tale about a newly-recruited Potomac Valley member, **W4NQML** Sparkie was calling a Vermonter when his key actually fell apart, whereupon he scooped up a screwdriver, finished the call with the blade, and landed the Vermont station! . . . "My first SS in 19 years. The last time I entered, as **W2BMX**, I won for E.N.Y. with two crystals, 152 contacts. Needless to say, I was feeling my way in this one. Just wait 'til next year!" — **W4CX4**. . . . "What a wonderful time! The SS seems to get better every year. Conditions were the best that I can remember, and operating proficiency and signal quality were better than ever before. Chirps, yooops and clicks were at a low ebb, making operating a distinct pleasure. . . . Some sort of award should be given to the **XYLs** who are the backbone of a good score. Where would we be without the hot coffee, special meals at off-hours, and plentiful supply of sharp pencils and log sheets. Yes, they deserve a big hand for their help!" — **W7KYU**. . . . "Surprised to end up with the same number of contacts (499) in 21st as in 20th SS. Also was lucky enough to have Vermont and **VE8** reply to my CQ machine." — **W6BIP**. . . . "Wonderful contest! Found 21 Mc. wide open but nobody there; 14 Mc. best band out here." — **W7GEB**. . . . "The 20-watt transmitter that gets **RST** 599 1000 miles away on 3.5-Mc. SS eve, when the customary handful of stations are tuning up for the event, is fairly ineffective in the melee starting at 1800 EST the next day, but 75 to 100 watts does the job **FB**. You can get the contacts with lower power but you have to work hard and be discouragingly patient. Every year, though, I'm back with more determination than ever." — **W8DM**. . . . "First contest and it was a barrel of fun." — **W8IRO**. . . . "My object each year has been to work all sections. Thought I had it this time when a **VE8** answered but discovered too late that I had missed Sacramento Valley. Oh well, maybe next year!" — **W8JIM**. . . . "Wow, what a battle! Heard the **W6s** working **W1QMM** (Vt.) on 20 but couldn't find him. My family is beginning to speak to me again!" — **W3LAM**. . . . "Gained valuable operating experience and learned how to tune up the rig in a hurry." — **W0TLD**. . . . "Conditions excellent the first session and almost as good the second. Sections I usually have trouble logging were in abundance, but there seemed to be a dearth of **KZ5**, **VE5** and **VE8** participants. This was my twelfth SS." — **W0YCR**. . . . "Bettered

previous scores made as **W3UVB** and **W8YJF** and finally went over 100,000 points. No repeat contacts thanks to my first use of **ARRL** Operating Aid No. 6." — **W4CVI**. . . . "My second SS and pleased to better last year's score considerably. A foolproof break-in system is a must!" — **VE2CB**.

Next month — be the good Lord willing! — we'll bring you a symposium of club and phone highlights, including an A3 equipment tabulation and such photographs as we can muster. Di-dah-di-di-dit!

C. W. SCORES Twenty-First Sweepstakes Contest

Scores are grouped by Divisions and Sections. . . . The operator of the station first-listed in each Section is award winner for that Section unless otherwise indicated. . . . Likewise the "power factor" used in computing points in each score is indicated by the letter A or B. . . . A indicates power up to and including 100 watts (multiplier of 1.25, c.w.), B over 100 watts (multiplier of 1). . . . The total operating time to the nearest hour, when given for each station, is the last figure following the score. . . . Example of listings: **W3GHHM** 147,502-831-71-A-39, or, final score 147,502, number of stations 831, number of sections 71, power factor of 1.25, total operating time 39 hours. . . . An asterisk denotes Novice certificate winners in sections where at least 3 Novice logs were submitted. . . . Multioperator stations are grouped in order of score following single-operator station listings in each section tabulation, with calls of participants in parentheses.

ATLANTIC DIVISION

Eastern Pennsylvania

W3GHHM 147,502-831-71-A-39	W3MJB . . . 20,800-208-40-A-27
W3JBC . . . 134,502-737-73-A-38	W3TJW . . . 18,662-217-43-B-27
W3CTJ . . . 132,313-725-73-A-35	W3UOE . . . 17,588-201-35-A-11
W3BES . . . 130,488-719-73-A-39	W3VXC . . . 17,588-202-35-A-26
W3CPS . . . 116,200-664-70-A-40	W3WY . . . 17,438-155-35-A-21
W3EOA . . . 112,500-626-72-A-39	W3DYL . . . 15,502-169-46-B-14
W3JNQ . . . 111,325-610-73-A-38	W3YVJ . . . 15,080-210-29-A-21
W3DLR . . . 103,680-576-72-A-36	W3QUL . . . 14,880-155-48-B-10
W3ALB . . . 99,280-544-73-A-30	W3ZJG . . . 12,480-156-32-A-24
W3IXN . . . 82,283-477-69-A-27	W3OCU . . . 12,000-120-40-A-6
W3ADZ . . . 81,030-444-73-A-30	W3HTB . . . 11,750-100-47-A-24
W3HHK . . . 75,008-485-62-A-40	W3GSD . . . 11,550-140-33-A-7
W3HTI . . . 75,008-411-73-A-30	W3WHJ . . . 10,183-133-31-A-21
W3BIP . . . 74,120-436-68-A-38	W3QLI . . . 9975-133-30-A-11
W3CPV . . . 69,300-396-70-A-30	W3VDV . . . 8080-101-40-B-8
W3KDF . . . 66,185-427-62-A-26	W3DWR . . . 6900-120-23-A-10
W3MWC . . . 64,508-423-61-A-39	W3TUD . . . 5600-100-23-A-14
W3LBZ . . . 63,860-412-62-A-17	W3TMT . . . 3341-52-27-A-15
W3OHL . . . 62,865-481-66-A-14	W3UXX . . . 3150-70-18-A-11
W3EYV . . . 56,871-287-71-A-25	W3JLB . . . 2940-58-21-A-6
W3ISE . . . 55,500-370-60-A-31	W3YHX . . . 2940-62-21-A-18
W3GHD . . . 54,437-325-67-A-2	W3YVU . . . 2678-61-18-A-15
W3ARR . . . 51,816-382-68-B-35	W3ANZ . . . 2600-50-26-B-15
W3EAF . . . 51,650-357-58-A-32	W3HOG . . . 2250-60-15-A-17
W3MDE . . . 47,925-270-71-A-32	W3YLL . . . 1381-33-17-A-14
W3MWL . . . 45,360-320-72-B-28	W3WWD . . . 245-14-7-A-3
W3TYW . . . 43,734-307-59-A-40	W3PNL . . . 175-10-7-A-1
W3MDO . . . 42,075-281-60-A-34	W3ZPT . . . 15-3-2-A-1
W3TPC . . . 33,810-322-42-A-34	W3VXP . . . 10-4-1-A-3
W3QBD . . . 32,878-245-54-A-37	W3FRY (W3 HES LVE) 145,726-801-73-A-33
W3CBL . . . 32,688-262-50-A-16	W3OVV (W3 KT OVV) 54,060-318-63-A-18
W3RRI . . . 32,336-378-45-B-40	W3KHJ (W3 KEH YEK) 123,443-243-33-A-35
W3ADE . . . 31,175-215-58-A-18	W3EAN (W3 EAN ZBN) 23,000-250-44-B-11
W3OH . . . 30,070-194-62-A-24	
W3CGS . . . 28,875-210-55-A-19	
W3ENH . . . 27,945-243-46-A-24	
W3RPE . . . 27,840-233-48-A-30	
W3SQX . . . 24,558-209-47-A-13	



With this spiffy layout, John Ryan, **W7KVU**, brought home a blistering 202,210 points and the Montana wallpaper. When he feels like creating additional db. for DX chasing, John uses the B & W 5100 to excite p.p. 4-400As at one kw.

Ma-Del-D.C.

W3JTK. 180,540-1003-72-A-39
W3EIS. 165,638-947-70-A-40
W3AEL. 140,875-805-70-A-40
W3GRF. 130,315-780-87-A-40
W3JTC. 128,845-706-73-A-40
W3FQB. 119,801-995-54-A-40
W3KDF. 12,438-644-70-A-40
W3IKN. 111,325-730-61-A-40
W3DVO. 111,176-645-69-A-40
W3EIV. 104,363-606-69-A-40
W3QOQ. 93,680-589-64-A-38
W3MCG. 89,736-538-67-A-40
W3DRD. 84,820-488-71-A-32
W3MFF. 81,520-511-64-A-37
W3UUE. 77,350-442-70-A-39
W3IYE. 70,850-436-65-A-32
W3KLA. 70,805-497-57-A-40
W3VOS. 67,736-445-30-A-26
W3HVM. 64,725-435-60-A-39
W3WV. 60,860-449-68-B-26
W3TMZ. 60,605-392-62-A-27
W3OQJ. 45,430-415-44-A-33
W3CQI. 45,203-287-63-A-37
W3MPC. 42,540-332-56-A-33
W3HTK. 36,988-270-55-A-25
W3VAN. 33,104-187-71-A-14
W3FJD. 27,613-236-47-A-22
W3HDV. 27,349-218-51-A-28
W3YTV. 26,881-203-53-A-20
W3CQI. 22,540-161-56-A-17
W3JZY. 22,244-166-67-B-23
W3VJV. 19,570-207-38-A-33
W3NHA. 19,129-207-47-B-20
W3HXN. 14,513-215-27-A-29
W3RVE. 12,246-157-39-B-17
W3WY. 11,701-127-37-A-26
W3YAG. 11,701-127-37-A-26
W3UZE. 11,610-109-43-A-23
W3MSK. 11,500-100-46-A-1
W3WU. 9010-106-34-A-16
W3YEB. 8501-101-34-A-11
W3WV. 8473-101-34-A-11
W3RYX. 7880-100-40-B-11
W3WAF. 7183-115-26-A-18
W3VBO. 6540-112-24-A-24
W3RRT. 6126-86-29-A-1
W3WBI. 5885-108-22-A-15
W3ZKH*. 4350-108-22-A-15
W3ROU. 4290-74-24-A-5
W3WBJ. 4205-60-29-A-18
W3NYA. 2138-48-18-A-35
W3NZA. 665-21-14-A-22
W3CQI. 300-161-56-A-17
W3UTK. 75-10-6-A-6
W3FQE. 135-9-6-A-6
W3NZG. 23-4-3-A-3
W3YVR. 5-2-1-A-1
W3GQI (W1R) W2HEL
W2BER. W3OL 41-5-A-38
W3TCO (W3TC W8KPEZ)
47,453-333-57-A-37
W3TN (W3s TN URV)
11,160-294-56-A-37
W3WIE (W3IE) W3OL 41-5-A-38
26,685-293-37-A-40

Southern New Jersey

W2GND. 85,313-528-65-A-40
K2ERC. 80,798-613-63-A-39
W2ZCK. 76,511-613-63-A-39
K2GPR. 76,511-613-63-A-39
W2CAG. 74,106-538-69-B-34
W2OXA. 56,160-352-64-A-26
W2HDW. 52,138-488-43-A-39
W2PAU. 52,098-407-94-B-23
W2DAJ. 43,036-371-65-B-27
W2ZRY. 42,026-268-44-A-17
W2LYL. 27,965-239-47-A-13
W2SDP. 26,780-206-52-A-22
W2PPQ. 20,008-151-53-A-1
W2PNA. 16,720-176-38-A-1
W2QDY. 16,050-214-30-A-27
W2QJK. 14,070-134-42-A-1
W2UAP. 14,000-140-40-A-15
W2BWW. 12,240-136-36-A-26
W2HAZ. 8,640-76-34-A-7
K2EWR. 5,130-108-19-A-18
W2EIB. 4,125-63-33-B-11
W2DMU. 4020-62-26-A-13
W2LTI. 2380-56-17-B-9
W2VMX. 2040-38-16-B-5
K2WAO*. 200-13-10-B-5
W2HBE. 200-13-10-B-5
K2BHQ (W2SJB, K2BHF)
67,650-412-66-A-40
KN2JIC (KN2s HXD JC)
810-29-12-A-36

Western New York

W28SC. 133,175-761-70-A-39
W2FEB. 69,204-476-73-B-40
W2NFA. 52,360-403-52-A-34
W2EFA. 52,354-392-33-A-1
W2VJO. 42,679-800-57-A-34
K2GAL. 42,150-284-60-A-40
W2EMW. 30,100-215-56-A-25
W2KEC. 23,460-231-51-B-19
K2EYV. 21,275-181-46-A-31
K2CUE. 20,329-31-08-A-1
W2YGP. 20,398-199-41-A-18
W2FTU. 19,763-237-34-A-36
W2WOE. 18,275-170-43-A-12
W2EJM. 13,900-154-34-A-32
K2GLG. 12,813-127-41-A-16

W2QBB. 8586-80-54-B-22
W2ZVP. 6683-100-27-A-14
K2BDI. 6355-82-31-A-9
W2ZKT. 4928-73-27-A-14
K2GWN. 4814-80-27-B-6
W2CAT. 3100-50-31-B-6
K2GVM. 2600-50-26-B-11
W2MTA. 2580-44-24-A-29
W2KEL. 2496-52-24-B-7
W2ZSV. 1845-42-18-A-4
W2ZGJ. 1680-42-30-B-3
KN2GKK. 1089-41-17-A-38
W2DRN. 1120-29-16-A-8
K2HRE. 938-25-15-A-15
K2DGI. 578-21-11-A-1
W2PFI. 158-9-7-A-2
W2DKS. 152-10-8-B-1

Western Pennsylvania

W3LMM. 104,512-736-71-B-40
W3PWN. 103,155-598-69-A-36
W3WV. 82,209-625-67-B-38
W3NRE. 73,220-523-56-A-39
W3NKM. 30,063-241-50-A-29
W3GEG. 25,496-265-49-B-11
W3WTF. 24,765-200-52-A-28
W3KQD. 23,010-177-52-A-20
W3UGV. 15,157-129-47-A-17
W3NUG. 13,760-172-40-B-17
W3ZWE. 12,940-161-32-A-32
W3JHN. 10,560-102-40-B-23
W3WTF. 10,560-102-40-B-23
W3WTF. 10,560-102-40-B-23
W3VEJ. 10,000-100-40-A-24
W3NZDA. 7608-97-34-A-27
W3CKS. 5355-102-23-A-9
W3AKG. 455-14-13-A-3
W3LOL. 375-21-9-E-4
W3VKD. 18-3-3-B-1

CENTRAL DIVISION

Illinois
W9ERU. 157,230-875-72-A-40
W9YFV. 154,030-844-73-A-40
W9NFC. 131,823-787-67-A-38
W9PME. 129,330-720-72-A-40
W9AMU. 114,488-649-71-A-39
W9ZG. 72,430-462-60-A-40
W9WFS. 60,650-598-72-A-28
W9KLD. 106,380-597-72-A-38
W9WTV. 105,471-618-69-A-39
W9TKR. 101-228-602-66-A-38
W9WLV. 90,450-503-72-A-37
W9MDE. 80,580-462-60-A-40
W9QQG. 67,875-462-60-A-40
W9LUO. 58,484-409-59-A-32
W9WHF. 54,366-357-61-A-37
W9WQI. 42,750-302-57-A-37
W9WTD. 34,694-229-61-A-17
W9MRQ. 32,508-301-54-B-22
W9OJJ. 32,190-222-58-A-17
W9YLS. 30,750-246-50-A-31
W9AGM. 30,740-212-58-A-17
W9BET. 30,375-228-54-A-26
W9WV. 29,615-259-53-A-39
W9KMN. 29,290-202-58-A-19
W9CLH. 29,250-266-45-A-36
W9ZJS. 28,710-250-58-B-32
W9OIN. 27,088-197-55-A-32
W9WTV. 26,500-200-53-A-17
W9WV. 23,429-180-21-A-20
W9ZTN. 21,033-180-21-A-20
W9ASK. 20,627-183-47-A-35
W9ZSQ. 20,445-176-47-A-31
W9BRQ. 15,980-138-47-A-27
W9REC. 15,413-137-45-A-24
W9QCF. 14,687-121-43-A-14
W9WV. 15,265-143-43-A-19
W9NII. 15,180-165-46-B-12
W9ZOU. 13,443-145-38-A-23
W9QXQ. 12,793-121-43-A-14
W9YDL. 11,564-133-35-A-18
W9APE. 11,298-135-42-B-21
W9DOR. 11,264-176-32-B-37
W9VOX. 11,025-105-42-A-21
W9YYG. 10,280-131-32-A-17
W9ZCQ. 9945-117-34-A-7
W9YRS. 9663-132-30-A-25
W9IET. 8090-102-36-A-17
W9CIC. 8000-100-32-A-14
W9NCF. 5500-100-22-A-38
W9HXW. 5270-69-31-A-14
W9WSV. 5193-72-31-A-23
W9ZG. 4945-239-25-A-10
W9BJN. 4402-74-31-B-13
W9HLB. 4256-76-25-B-1
W9TRC. 3728-65-23-A-8
W9IDO. 3328-61-22-A-8
W9ECP*. 3250-50-26-A-21
W9EJ. 3150-50-26-A-21
W9ZMJ. 3025-55-22-A-15
W9ZGQ. 2790-38-31-A-1
W9NIRH. 2778-57-28-A-39
W9IIS. 2695-43-28-A-11
W9IJA. 2574-50-26-B-7
W9EJ. 2563-41-25-A-9
W9NHF. 2530-46-22-A-8
W9EDH. 1938-45-22-B-5
W9FTY. 1575-35-18-A-10
W9FTV. 715-22-13-A-6
W9EJ. 634-23-11-A-8
W9GIE. 316-15-11-B-6
W9FJH. 289-17-7-A-4
W9ALO. 245-15-7-A-5
W9JAT. 236-15-7-A-3
W9QCF. 200-10-8-A-3
W9BAJ. 180-10-8-A-5



John Driscoll, W2SSC, heard 761 stations reply during a 39-hour operating stint, consequently latched onto the Western New York certificate with no strain. He was W2 leader, too.

W9TTJ. 165-11-6-A-6
W9NKKJ. 158-11-6-A-4
W9NQN. 8-4-1-A-3
W9TGY (W9s RME TGY)
14,600-642-72-A-40
W9OCB (W9s DWB C3S)
104,975-620-68-A-40
W9OKT/9 (W9s LMP OKL)
33,198-271-49-A-22
W9AQJ (W9s AJO QKJ)
W9ZTM (W9s YVJ WDR)
220-55-A-20
W9VYD (W9s YVJ WDR)
5375-86-25-A-24

W9NGHJ. 1235-40-13-A-22
W9CFO. 1106-31-15-A-7
W9NGHY. 959-33-13-A-27
W9NUG. 425-18-10-A-4
W9LSK. 175-10-7-A-1
W9TUC. 75-6-5-A-1
W9MGT. 3-1-1-A-1
W9NKFJ. 3-1-1-A-1
W9BTM (W9BTM, W9NGWS)
7069-100-28-A-31

DAKOTA DIVISION

North Dakota
W9ARP. 103,599-630-67-A-40
W9ROZ. 78,779-456-65-A-22
W9CAQ. 70,620-120-38-A-13
W9TKZ. 6160-70-44-B-14
W9QCP. 2190-37-24-A-5

South Dakota
W9SMY. 19,936-180-56-B-10
W9TLD. 10,900-110-40-A-4

Minnesota
W9YCR. 139,650-804-70-A-39
W9TKX. 135,048-720-73-A-39
W9WET. 82,672-413-64-B-31
W9JNC. 35,438-264-54-A-14
W9PND. 34,810-236-59-A-12
W9LCN. 29,631-216-55-A-12
W9RLI. 29,588-287-52-B-35
W9PBI. 17,583-157-46-A-24
W9FUX. 12,150-123-40-A-19
W9HPV. 7480-88-34-A-28
W9QDL. 6400-82-32-A-10
W9WAB. 4875-65-30-A-10
W9QBW. 3125-50-25-A-5

Wisconsin
W9RQM. 143,800-784-73-A-35
W9GKW. 100,909-569-71-A-40
W9WEN. 97,269-590-66-A-39
W9VOD. 93,150-548-69-A-32
W9WTF. 73,500-420-70-A-38
W9OT. 72,160-452-64-A-25
W9GLL. 70,725-410-69-A-30
W9EZR/9. 47,600-300-64-A-22
W9WZH. 42,625-280-62-A-27
W9WAN. 42,330-333-51-A-55
W9UDK. 40,970-300-55-A-25
W9DIK. 37,500-305-52-A-35
W9HMT. 36,338-255-57-A-28
W9YZZ. 27,620-201-56-A-27
W9VZK. 26,458-247-50-A-29
W9CXY. 25,579-170-57-A-35
W9ZDM. 20,273-162-51-A-23
W9PFA. 17,523-163-43-A-25
W9FKK. 16,280-148-55-B-24
W9WTF. 14,677-155-38-A-30
W9BCC. 13,016-136-39-A-31
W9HDD. 12,700-127-40-A-19
W9CCO. 12,300-128-41-A-24
W9HDD. 11,655-126-37-A-14
W9FDX. 9975-105-38-A-12
W9KZU. 9800-104-34-A-29
W9YOS. 8840-103-34-A-29
W9CVY. 8424-109-39-B-14
W9DGV. 7605-85-36-A-15
W9VZP. 6925-79-30-A-14
W9WZL. 6920-74-32-A-14
W9FWX. 5145-73-35-B-13
W9FNA. 5148-71-29-A-4
W9AEM. 4140-69-24-A-7
W9WUQ. 3421-62-23-A-22
W9WGR. 3416-61-28-B-7
W9RTP. 3404-74-25-A-10
W9ZAO. 2869-74-25-A-11
W9NHAH*. 2640-51-22-A-25
W9DPN. 2470-38-26-A-11
W9JSE. 2405-37-26-A-9
W9CFN. 1600-35-26-B-16
W9NHCA. 1445-34-17-A-27

DELTA DIVISION

Arkansas
W5MSH. 92,400-578-64-A-36
W5SWN. 55,390-387-58-A-37
W5BYJ. 28,554-218-53-A-29
W5WUW (W5s DAF WUW)
10,866-107-41-A-11

Louisiana
W5KC. 141,468-797-71-A-38
W5MCT. 124,740-699-72-A-40
W5WV. 106,265-629-65-A-40
W5WNU. 42,553-291-61-A-25
W5NDV. 41,374-281-59-A-30
W5BI. 19,110-156-49-A-11
W5TRU. 12,495-123-42-A-16

Mississippi
W9APY/5. 72,371-463-63-A-22
W5ONL/5. 35,105-240-59-A-16

Tennessee

W4TII. 91,802-652-71-B-35
W4DII. 88,644-653-65-A-40
W4VOS. 82,620-488-68-A-40
W4CYM. 71,400-422-68-A-34
W4UOA. 65,505-398-66-A-37
W4UOJ. 63,860-412-62-A-40
W4TTP. 57,505-456-53-A-40
W4OQG. 50,750-350-58-A-22
W4DMT. 46,050-308-60-A-30
W4SOP. 30,113-220-55-A-36
W4UVP. 21,438-175-49-B-28
W4TTP. 16,675-150-46-A-10
W4TTP. 12,146-119-41-A-10
KN4ACG. 5063-86-25-A-29
W4TIE. 1760-32-22-A-6
W4WOX. 1020-26-16-A-5
W4UWA. 338-15-9-A-1
W4GAFV. 3-1-1-A-1

GREAT LAKES DIVISION

Kentucky

W4KVX... 209.353-1147-73-A-39
W4CVI... 101.530-576-71-A-37
W4JBO... 97.663-601-65-A-40
W40MW... 71.625-480-60-A-39
W4YFA... 59.510-325-71-A-39
W4YTB... 44.748-325-57-A-39
K4FBW... 16.065-173-39-A-16
W4SUD... 14.400-135-45-A-12
W4FSB... 8.265-98-38-A-22
W4HPX... 7.910-118-28-A-27
W4RFA... 4.900-56-35-A-5
W4HEA... 3.900-13-15-A-3
W4UTO... 2.238-49-19-A-5
W4AUC... 2.283-42-22-A-6

Michigan

W8DUS... 113.971-632-73-A-40
W8HJK... 102.150-571-72-A-40
W8NSN... 73.750-500-59-A-20
W8NOH... 59.500-425-70-B-29
W8ARR... 54.270-326-67-A-34
W8RAE... 53.680-352-61-A-34
W8FRC... 45.404-276-67-A-31
W8WIZ... 48.100-278-65-B-29
W8RQB... 32.938-216-62-A-26
W8UMX... 32.698-221-59-A-29
W8TKW... 27.160-194-56-A-35
W8JKX... 23.280-194-48-A-17
W8JDM... 21.525-205-42-A-26
W8IRO... 20.900-225-36-A-29
W8PVI... 18.348-210-44-B-22
W8ELN... 16.369-146-45-A-22
W8GEB... 15.800-163-40-A-29
W8MSK... 15.290-141-44-A-34
W8RCP... 14.760-123-43-A-15
W8SCU... 14.000-278-65-B-29
W8CCJ... 13.560-160-44-B-23
W8MGZ... 12.906-150-35-A-17
W8FX... 10.892-162-34-B-24
W8FVK... 10.530-117-45-B-24
W8GTP... 9.555-63-34-A-5
W8KPL... 9.500-31-35-A-7
W8RGL... 4.480-64-28-A-8
W8JEF... 2.150-43-20-A-7
W8INF... 1.395-31-18-A-6
W8HEV... 1.275-31-17-A-18
W8TRN... 570-19-12-A-3
W8SRK... 468-17-11-A-3
W8ROV... 388-5-5-A-5
W8RBM... 19-3-8-A-5
W8YV (W88 YU KPP, K28 CLLDYP)

Ohio

W8LOA... 146.213-849-70-A-40
W8BTI... 134.640-803-72-A-40
W8REV... 125.925-690-73-A-37
W8BOJ... 123.812-709-70-A-31
W8OYL... 122.000-718-68-A-39
W8VTF... 113.678-659-69-A-40
W8ZJM... 108.990-611-72-A-32
W8UZI... 91.575-555-36-A-29
W8LHV... 89.600-560-84-A-37
W8BOT... 86.450-618-70-B-38
W8RND... 83.080-496-67-A-40
W8RSP... 80.495-478-68-A-22
W8ZAU... 76.800-512-60-A-33
W8OPA... 75.500-425-72-A-31
W8VQL... 70.040-412-68-A-35
W8ROX... 67.155-407-66-A-23
W8RFP... 60.265-397-68-A-38
W8RWS... 52.448-353-63-A-32
W8MGO... 45.356-330-59-A-32
W8DQC... 45.220-266-65-A-16
W8DQC... 42.770-329-52-A-31
W8SDJ... 42.550-308-56-A-39
W8JRG... 42.055-324-65-B-29
W8JGG... 35.360-272-65-B-25
W8DNC... 35.125-281-50-A-31
W8GYL... 33.988-245-55-A-27
W8DAE... 32.460-271-60-B-19
W8DWP... 29.548-224-53-A-26
W8GQ... 29.433-193-61-A-27
W8RAF... 27.613-235-47-A-30
W8HFB... 26.961-237-57-A-30
W8HFB... 25.740-235-55-B-34
W8NPF... 25.625-209-50-A-21
W8EDA... 22.950-180-51-A-17
W8PUZ... 21.600-230-48-B-22
W8NVJ... 17.693-171-42-A-21
W8LFA... 17.625-150-71-A-14
W8WVA... 15.950-132-50-B-10
W8FYI... 16.256-149-45-A-28

W8TND... 16.200-135-48-A-17
W8APC... 14.616-126-58-B-17
W8CGY... 13.600-140-50-B-17
W8NCC... 13.545-151-36-A-20
W8NCE... 13.325-130-41-A-23
W8PDC... 13.294-151-46-B-30
W8JTA... 13.140-134-20-A-19
W8ZLI... 12.986-151-43-B-28
W8NOX... 12.720-159-40-B-19
W8RO... 11.605-106-44-A-14
W8JAO... 11.445-116-42-A-28
W8HBJ... 11.250-101-45-A-18
W8JTA... 10.676-110-39-A-10
W8WDF... 10.646-88-49-A-17
W8RFD... 9.635-96-41-A-13
W8MXO... 9.600-102-40-B-10
W8RLB... 9.200-94-40-A-26
W8GKZ... 7.800-104-30-A-11
W8JPT... 6.598-91-29-A-9
W8NMR... 6.210-92-27-A-11
W8YGR... 6.035-71-34-A-9
W8OYV... 6.018-83-29-A-19
W8QCU... 5.721-101-23-A-8
W8NJS... 5.693-100-23-A-28
W8HSM... 5.545-79-28-A-8
W8JTA... 5.173-73-29-A-12
W8CTP... 5.031-83-25-A-17
W8GHT... 4.689-62-31-A-7
W8PMQ... 4.286-76-27-A-16
W8MOH... 3.968-69-23-A-10
W8XCI... 3.650-56-28-A-8
W8NTGB... 3.313-66-25-A-38
W8TJT... 3.300-55-24-A-7
W8BAE... 2.903-43-27-A-16
W8KAK... 2.760-48-23-A-4
W8OTK... 2.560-40-32-B-8
W8PWS... 2.200-40-32-A-8
W8JTA... 2.140-35-21-A-10
W8ODS... 2.058-50-21-B-12
W8BUN... 1.890-28-27-A-6
W8VZE... 1.800-40-18-A-11
W8NSRH... 1.700-43-17-A-14
W8ESG... 1.688-27-25-A-8
W8KCC... 1.610-35-23-B-6
W8NSWB... 1.219-41-15-A-27
W8NKL... 1.085-36-14-A-31
W8RNTK... 998-29-14-A-20
W8RPM... 978-23-17-A-2
W8BPT... 944-15-A-4
W8LYZ... 638-23-10-A-8
W8BOS... 420-16-13-A-8
W8RCJ... 368-17-11-A-19
W8NOXJ... 440-16-11-A-4
W8NSSP... 405-14-12-A-10
W8DIR... 400-20-8-A-5
W8WNG... 360-16-7-A-8
W8NSBS... 270-12-9-A-8
W8NPKU... 260-14-8-A-3
W8YUV... 140-8-7-A-4
W8JJD... 106-16-5-A-1
W8JDM... 86-7-4-B-1
W8JDM... 82-3-2-A-2
W8FGX (W8FGX, C8N8F)

Eastern New York

W21FP... 80.010-515-63-A-29
W2HSU... 66.800-413-64-A-34
K2EJU... 63.761-523-49-A-39
W21KJ... 29.400-241-49-A-22
K2ESM... 18,200-208-35-A-33
W21GZ... 18,200-208-35-A-33
K2HJX... 12,600-170-30-A-24
K2BLU... 12,209-214-29-B-21
K2N2KR... 10,336-138-31-A-31
W2NZE... 7,326-100-37-B-6
K2CQ8... 6,143-124-21-A-1
W21PH... 5,712-119-24-A-7
K2DRN... 5,548-93-23-A-26
W2KXS... 4,860-72-27-A-14
K2G8SB... 4,169-74-23-A-30
W2TYC... 2,960-83-20-B-9
K2ZHU... 2,550-58-24-A-30
W2SZS (WITCI, W28 KRL)

N.Y.C.-L.I.

W21RS... 117,775-677-70-A-39
W2RDK... 107,100-612-70-A-39
W2KTF... 103,190-609-68-A-38
W2HQL... 92,300-520-71-A-35
W2QMO... 81,250-500-65-A-40
K2DGT... 78,400-490-84-A-39
W2TUK... 75,300-502-60-A-37
W2RDK... 75,000-478-62-A-35
W2JBQ... 71,198-434-66-A-36

W21VU... 65,190-501-52-A-39
W2MUM... 60,165-383-63-A-38
W2OPY... 58,995-417-57-A-35
K2JEB... 58,900-381-62-A-34
K2CFC... 57,378-389-59-A-30
W2LPI... 56,048-423-53-A-34
W21GZ... 51,260-407-47-A-22
W2UXY... 47,745-314-57-A-17
W2LGG... 42,395-278-61-A-36
W2DLO... 41,406-308-67-B-27
W2CWD... 38,591-378-41-A-35
W2MDM... 36,698-311-59-B-29
K2CRH... 35,568-302-47-B-29
W2AZS... 32,696-281-58-B-27
W2NCG... 29,663-285-42-A-24
W2KTU... 29,235-230-51-A-30
W2AOD... 27,885-254-44-A-30
K2CMV... 27,220-254-44-A-29
K2CGR... 27,675-208-36-A-27
K2EFP... 25,088-256-49-B-26
W2NLI... 22,500-180-50-A-23
W2PZE... 21,679-214-41-A-12
W2AFV... 19,125-153-80-A-15
W21CV... 17,850-140-51-A-9
W21GZ... 17,275-108-44-A-10
W2LCS... 13,388-153-35-A-21
K2CFB... 12,960-144-36-A-26
W2GDO... 12,800-160-32-A-20
W2Y8L... 12,600-140-36-A-14
W2CFE... 12,440-156-32-A-9
W2RGC... 12,390-140-34-A-10
K2ABW... 10,250-125-41-B-17
W2UNS... 10,000-125-82-A-10
W2CPA... 9,605-113-34-A-25
K2GHH... 9,484-145-27-A-22
W2WUQ... 8,820-107-28-A-15
W2RZY... 8,550-15-30-A-23
W2RZH... 8,250-100-33-A-22
W2WOV... 7,939-111-29-A-19
K2GGQ... 7,840-115-28-A-20
W2JAL... 7,619-133-23-A-17
K2BNO... 7,425-92-53-A-23
W2RZY... 7,128-108-44-A-10
W2LGS... 5,583-77-29-A-10
W2BOT... 5,412-83-33-B-10
W2KOC... 4,894-68-29-A-11
K2GXL... 4,080-68-24-A-6
K2N2CI... 3,245-63-22-A-18
W2RZY... 3,144-103-24-B-13
W2OBU... 2,680-67-16-A-9
K2N2EG... 2,375-48-20-A-9
W2DBI... 2,080-52-16-A-12
W2FHS... 2,025-54-15-A-20
K2FHS... 2,000-50-16-A-22
W2AWH... 1,995-39-21-A-6
W2IHE... 1,702-37-23-B-9
K2EZH... 1,700-44-16-A-9
W2DQN... 1,406-35-15-A-4
K2GMP... 1,138-38-13-A-21
W2EAN... 775-31-10-A-3
W21RV/2... 275-25-5-A-9
K2DZE... 275-25-5-A-9
W2BFJ... 240-12-10-B-1
W2APM/2... 125-10-5-A-4
K2DPM... 105-7-6-A-1
K2GNE... 30-8-4-A-3
K2COW... 23-5-5-A-3
W2YHP... 13-6-1-A-2

Northern New Jersey

W2TFJ... 80.404-511-63-A-36
W2GBY... 78.908-501-63-A-39
W2OIR... 73.455-483-59-A-39
W2CQB... 67,650-564-60-B-32
K2RCE... 62,300-406-62-A-32
W21WC... 52,320-327-64-A-20
W2DMJ... 51,548-358-58-A-27
W2MPE... 49,025-372-53-A-40
W2CWK... 48,240-268-72-A-27
K2BZT... 46,811-257-73-A-19
K2RIB... 44,038-309-57-A-25
W2BRC... 43,935-303-58-A-33
W2HWH... 41,439-369-57-B-29
K2CCF... 39,258-386-41-A-34
W2LRO... 34,980-264-53-A-27
W2DM... 29,500-200-59-A-17
W2DEN... 28,566-203-57-A-22
W2LQP... 28,765-262-44-A-2
K2GFX... 28,052-232-49-A-22
W2LSX... 27,090-301-36-A-10

W2AQ... 26,400-160-66-A-25
K2GAS... 25,840-272-38-A-29
W2GKE... 24,444-194-63-B-19
K2GMI... 23,730-230-42-A-21
W2EFG... 23,033-249-37-A-25
W2CVW... 22,724-188-49-A-21
W2CFC... 19,316-152-51-A-6
W2LPI... 18,014-186-61-A-28
K2EPP... 18,918-167-46-A-35
K2BUC... 18,233-143-51-A-11
W2EUN... 15,760-140-45-A-16
K2GLQ... 14,250-143-40-A-21
K2BIA... 13,600-136-40-A-20
W2ABI... 13,043-141-37-A-10
W2IEJ... 12,615-177-29-A-16
K2CZY... 10,065-125-33-A-21
K2EPT... 3,160-102-32-A-17
W2KRR... 5813-75-31-A-6
K2GIR... 5,270-62-34-B-5
K2DNW... 4,800-66-30-A-15
K2DNW... 4,130-61-28-A-36
K2EPM... 3,680-92-16-A-18
W2PCC... 3,500-70-25-B-7
W2PCI... 2,346-51-26-B-6
K2ATZ... 2,300-46-10-A-2
K2GIS... 1,658-10-17-A-10
K2GUJ... 1,105-26-17-A-5
W2EWZ... 1,069-29-15-A-3
W2BUI... 924-33-14-B-9
W2QPM... 850-20-17-A-4
W2COG... 490-5-14-A-14
KN2HSH... 326-15-9-A-10
W2NEP... 50-5-4-A-1

MIDWEST DIVISION

Tova

W0NWX... 131,850-735-72-A-40
W0NCS... 111,960-622-72-A-34
W0CXN... 100,643-567-71-A-34
W0PFC... 100,650-681-69-A-37
W1RCS/9... 52,500-352-60-A-35
W0RKT... 40,636-283-59-A-35
W0QYV... 3,525-285-53-A-24
W0QUC... 27,083-218-50-A-24
W0JGZ... 23,853-203-47-A-17
W0PIY... 21,293-174-51-A-22
W0ATA... 13,980-118-48-A-11
W0LFE... 12,096-144-42-B-15
W0LFE... 11,536-146-20-A-6
W0DSE... 7,880-90-10-B-10
W0KVV... 7,531-125-25-A-21
W0GJV... 5,560-82-32-A-6
W0GWE... 4,785-66-29-A-10
W0GBE... 4,505-53-34-A-7
W0GWE... 3,873-62-6-B-6
W0N6G*... 3,813-65-21-A-31
W0AZR... 3,575-54-25-A-10
W0NAL... 2,530-47-22-A-11
W0NVOX... 2,310-42-22-A-32
W0PAN... 919-25-15-A-7
W0LFI... 850-18-12-A-9
W0NUJD... 700-20-10-A-25
W0JKT... 403-16-13-A-6
W0NWDK... 15-3-2-A-7


Kansas

W0BCI... 109,784-622-71-A-34
W0ITB... 77,804-466-67-A-26
W0GAX... 67,881-368-63-A-38
W0WME... 39,833-301-53-A-37
W0IPQ... 39,353-300-54-A-28
W0SVE... 38,990-279-56-A-25
W0RGT... 37,400-277-55-A-30
W0BYV... 35,136-288-61-B-25
W0YRN... 34,930-250-56-A-29
W0YFE... 34,350-230-60-A-21
W0AWB... 23,855-184-52-A-15
W0ATP... 22,800-190-48-A-21
W0LHI... 22,005-83-54-A-20
W0NFX... 21,560-200-55-B-15
W0YFD... 20,782-164-61-A-15
W0CFM... 17,920-239-40-B-18
K0RFA... 14,784-161-48-B-19
W0WFG... 12,330-114-44-A-24
W0BLX... 11,700-120-40-A-16
W0QVO... 10,230-125-33-A-11
W0RFO... 5,643-61-37-A-17
W0SFP... 5,476-80-37-B-11

(Continued on page 130)

Roger Corey, WIJYH, has been sending forth head-phone-rattling signs from New England environs for years. In the 21st SS Rog wound up with 119,340 points, No. 1 tally for W. Mass. section and W1-land. (Photo by WIKFI)

May 1955



Results—1955 Novice Round-up

BY ELLEN WHITE, W1YYM

MORE PARTICIPANTS, more operating savvy, and more fun for all personified the Novice Round-up, '55 style. With over 200 WN/KN competing Novices available to QSO, high tallies proved the rule, not the exception. After all, "... There is certainly no lack of operating ability on the part of the WNs. In most cases, excellent technique and a knowledge of operating procedure equal to that of the higher classes were exhibited." — *W5VNW*

After a quick look-see at how you placed in your section, you may wish to compare your score with the following call-area leaders. In this summary, only contact and section totals are given; full details may be found in the complete tabulation.

WN1CKA 180-45	KN6EVR 110-43
KN2HXR 219-42	WN7YAQ 126-50
WN3ZKH 245-47	WN8SYZ 140-40
WN4FRO 139-47	WN9GWS 185-44
WN5FJN 173-61	WN0VKI 295-55

Two of the tougher states to acquire while working for WAS are Utah and Rhode Island. Not so in the NR! On our left, representing Rhode Island, WN1BIS supplied a multiplier for 134, while WN7WSS from the Beehive State (Utah) was a choice one for 115. In the words of KN6HAN, "The contest brought out a lot of the rarer ones!"

Sidelights

From down Virginia way, W4YZC reports some of the best signals emanating from WN1ACD, KN2HXR, WN3ZKN, KN4ASU/4, WN8SWB, WN9GWS and WN9GBC. From the West Coast, San Joaquin Valley leader KN6HFA reports outstanding signals from W1MX, WN0VKI, KN4ANW, WN5FJN, W4VRT and W1WPO.

Giving testimony to sharp ears for faraway sections, the following licensees racked up 45 or more of those juicy multipliers. In descending order are eight star performers: WN5FJN, WN0VKI, WN7YAQ, WN9GBC, WN7WSS, WN3ZKH, WN4FRO and WN1CKA. Not only


¹ W1QIS, W1WPR, W1YYM oprs. ² W1YFM, W4YHD, W5ZID oprs. ³ W0HAW, opr.

that, but "during the contest I worked my first ZL and an XE" reports WN1CKA.

"After having taken part in two SS contests, I believe that the NR is about four times as difficult a test of operating ability." — *W1SSZ*. Yet, in spite of QRM, QRP, QSB and homework, twelve of the boys came through with 150 or more QSOs. Well-earned plaudits to WN1CKA, KN2HXR, KN2ICU, KN2JKC, WN3AML, WN3ZKH, WN4GFT, WN5FJN, WN9GWS, WN9HFB, WN9ICE and WN0VKI.

Round-up Remarks

"My copying has improved; the NR helped me recognize numbers at faster speeds." — *KN2JGU*. . . . "Between the kitchen, the store, the 'phone and the neighbors I managed to get in 35 hours of operating time. Had good technical



"I'D LIKE TO CATCH UP WITH THE GUY THAT GAVE ME THE FLU ON THE NEXT TO THE LAST NIGHT OF THE CONTEST."

advice from OM W7HMQ. Bring on the Field Day." — *WN7WHV*. . . . "My ears are still red after being broken in by a brand-new set of headphones." — *WN9ILE*. . . . "Found some snappy operators for future FD and SS contests." — *W8OMK*. . . . "That WN1AXD — what a beautiful fist!" — *W1VNX*. . . . "FB 60% QSL percentage." — *W1AW*. . . . Our nominee for the neatest log keeper (indicating 35-w.p.m. certification): KN4ASU/4.

Non-Novice High Scorers

Again this year, many non-Novice stations supplied a helping hand. Calls shown in bold-face are those of last year's participating WN/KN operators, returning in '55 to help the new licensees. The following scores are shown in alphabetical order. **W1AW** 3321,¹ **W1BDI** 720, **W1CDD** 1218, **W1GKJ** 900, **W1JYH** 3132,

Equipment of aid to WN7WHV (Puyallup, Wash.) in acquiring 162 QSOs in 41 sections consists of a Lyseo 600 for 21 Mc. topped by a Communicator for monitoring the Pierce County c.d. frequency, a Ranger for 40 and 80 (beneath the RME 23 preselector), and an HRO-50 with Selectoject. Alice collects elephants too!

QST for



HAMFEST CALENDAR

ALABAMA — The Birmingham Amateur Radio Club will hold its annual Hamfest at the State Fair Grounds, Birmingham, Sunday, May 15th. For further information and tickets write P. O. Box 603, Birmingham, Ala.

GEORGIA — The Atlanta Radio Club hamfest will be held May 28th-29th. The place for the Saturday night Dutch supper is Joe's Steak House on the four-lane highway near Marietta. Guests will be accommodated at the Marietta Motel and other motels nearby. The Sunday hamfest will be at Robertson's Tropical Gardens on West Paces Ferry Road at the *Chattahoochee River*. Barbecue chicken will be served, and refreshments will be available. Tickets are \$3.00. Tickets and motel accommodations may be handled through Jack Farr, W4TJS, 572 Wells Ave., Hapeville, Ga., or Tom Moss, W4HYW, 1009 Connally Drive, East Point, Ga.

INDIANA — Clifty Falls picnic, sponsored by the Madison Amateur Radio Club, will be held at Poplar Grove, Clifty Falls State Park, Madison, on Sunday, May 15th, 10 A.M. to 4 P.M. No registration fee; the only cost is a 10 cent charge for admission to the state park. This is a family affair, so load up the lunch basket, XXL and the kids for a big time. Only a short drive from Cincinnati, Louisville or Indianapolis. Plenty of shelter, so come rain or shine. For further information contact W9QOT, R.F.D. No. 6, Madison, Ind.

ILLINOIS — Sunday, May 22nd, Fourth Annual Mississippi Valley Hamfest at Rock Island County Conservation Grounds on Big Island, Milan. There is a new road along the Canal fellows so the going will be smooth. There will be plenty of good food and fun for all. Advance registration tickets are \$1.25 or \$1.75 at the gate. For advance registrations write Harry Studer, W9RYU, R.R. No. 1, Milan, Ill.

ILLINOIS — Starved Rock Radio Club Hamfest, June 5th, at a beautiful new and larger site, overlooking the *Illinois River* at the South edge of Ottawa, Ill. Follow Rt. 23 south through Ottawa, cross *Illinois River* bridge, go up hill, and turn left at Center Street eight blocks to CTO picnic area. Site features large dining hall and kitchen, new auditorium, meeting rooms and space for display of equipment. For the ladies and children, special attractions, all modern facilities, lots of picnic tables, playground equipment, swimming pool, etc. The usual good program and features of previous hamfests. Registration \$1.00 if post-marked before May 28th, \$1.50 at hamfest. Listen on 3940, 3920 and 3515 kc. for late news or write W9MKS, Utica, Ill., for details and advance registrations.

KANSAS — The Hi Plains Amateur Radio Club sixth annual Hamfest will be held at Plains, May 22nd. Registration will be \$1.00. A covered-dish luncheon will be served at noon, and everyone is invited to attend. Please bring a covered dish and service for your own group.

KANSAS — The Central Kansas Radio Club, Salina, 7th annual Hamfest will be held June 5th. Starting at 10 o'clock till (?); all inquiries should be addressed to Howard Baker, 404 Woodlawn, Salina, Kans.

MISSOURI — The Greater St. Louis Radio Amateur's annual Hamfest will take place May 22nd. Games, entertainment for adults and children. Refreshments obtainable on grounds. Admission, adults \$1.00, children free. Creve Coeur Farmer's Club.

NEW MEXICO — The Amateur Radio Caravan Club of New Mexico, Albuquerque chapter, will sponsor the 5th annual New Mexico State Hamfest on Saturday and Sunday, June 4th and 5th, in Albuquerque. Stations will be on 29.6 Mc. and 3838 kc. to direct mobiles into Albuquerque. Registration will begin Saturday, June 4th; \$2.50 in advance and \$3.00 at the gate. All amateurs and their families, both in and out of the State of New Mexico, are invited to attend. For further information contact the club at 107 Washington St., S.E., Albuquerque, N. M.

NEW YORK — The Rochester Amateur Radio Association will hold its annual Western New York Hamfest Saturday May 21st in the Doud American Legion Post at 898 Buffalo Road (Rt. 33) near the western city limits of Rochester. The tops in speakers and honored guests as usual. Whether your special interest is mobile, DX, traffic, v.h.f./u.h.f., c.d., hi-fi, or renewing old acquaintances, don't miss this one! Registration from 1 P.M. to 5 P.M.

Banquet at 7 P.M., \$3.75 per person as always. For advance registration write to RARA, P. O. Box 1388, Rochester 3, N. Y.

NEW YORK — The New York Radio Club is holding its third annual Picnic and Transmitter Hunt at Bethpage State Park, Long Island, N. Y., on Sunday, May 22nd, starting at 11 A.M. Women and children free; all OMs \$1.00. All hams are welcome and a good time is assured.

OKLAHOMA — The North Fork Amateur Radio Club of Western Oklahoma will hold its Third Annual Hamfest and Picnic at the Quartz Mountain State Park and Lugert Lake on May 21st and 22nd. Registration fees will be \$2.50. For further information contact Jay Thompson, W5ZZP, Sayre, Okla.

PENNSYLVANIA — The Breezeshooter's Tri-State Hamfest will be held on Sunday, May 22nd, at the Lodge, North Park, Pittsburgh, Penna. Registration free. Come one, come all!

RHODE ISLAND — The Providence Radio Association will again hold the largest Rhode Island gathering of amateurs, its annual Dinner Dance at Johnson's Hummocks on May 14th at 8 P.M. Entertainment for all.

TEXAS — The South Texas Emergency Network will have its tenth annual Convention in Kerrville on May 27th-29th. There will be a barbecue, two dances, two water carnivals, three transmitter hunts, a swap session, and the usual banquet and business sessions. There will be many entertainment and educational features.

FEED-BACK

In Hadlock, "Improved Audio Circuit for the 50-Mc. C.D. Unit," page 36 of the March issue, Fig. 2 should show a 0.1-megohm screen dropping resistor for the left-hand section of the 6U8.

In Fig. 2 of Thomason, "Mobile S.S.B. Receiver for 80 and 40," in March *QST*, a connection should have been shown between the cathode of the 6SQ7 and junction of the 0.15-megohm and 2700-ohm resistors and 15- μ f. capacitor.

A not-too-serious error got past us in "A 5-Band Antenna Coupler," by McCoy, in April *QST*. In Fig. 2, a jumper should be shown between Pins 2 and 4 in "D." If the jumper isn't used, only half of the total capacitance is available.

Strays



At the request of the local government, VP2DL, Windward Islands, B.W.I., broadcast a debate put on by native officials. The program was transmitted on a non-ham frequency and met with much enthusiasm. *I. to r.*: His Honor, Mr. Josse, Asst. Administrator; Government Secy. Hugh Grell, VP2DH; Missionary Merritt Hoath, VP2DL; and Mr. William Surbrook, VP2DA.



Hints and Kinks

For the Experimenter



LUCITE REPLACEMENT FOR WINDOW GLASS

A SHEET of $\frac{1}{8}$ -inch lucite, cut to size and used as the replacement for a cellar windowpane, provides an easily worked surface for mounting feed-line feed-through insulators, etc. Mount the lucite in place with regular glazier's tacks and putty. Save the window glass for the day when it becomes desirable to return it to the frame.

— E. M. Fry, K2CW

FULL RANGE SPEED CONTROL FOR SEMIAUTOMATIC KEYS

A HIGHLY successful method of controlling the speed of a bug or semiautomatic key is shown in Fig. 1. With this system, it is possible to slow down the dot frequency instantaneously to any desired rate.

The drawing is more or less self-explanatory. The only parts added to the original key are a hairpin-shaped piece of iron wire and one or more small cylindrical Alnico magnets such as those used in speaker manufacture. The hairpin is held in place under the thumbscrew which normally holds the sliding weight in position and the magnet or magnets hold themselves in the cradle formed by the hairpin.

The hairpin can be made from a section removed from an iron coat hanger. Before mounting the hairpin, move the regular weight up to

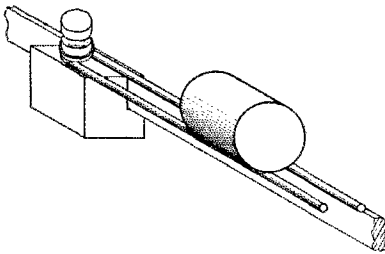


Fig. 1—Detail drawing of the speed-control for bugs or semiautomatic keys.

the maximum speed position. When the cradle is locked in position, orientate it with the open end facing toward the rear of the key. Thus, by merely removing the magnet or magnets, top speed is available without need for loosening any screws. To come down to a slower speed, put a magnet or two on the cradle (preferable sizes are those having a diameter measuring between $\frac{3}{4}$ and $1\frac{1}{4}$ inches) and slide same to the most effective position. Even with the heaviest combination of weights on my bug, and while keying at the rate of less than six dots per second, I can

get over 50 cleanly formed dots before the bug comes to rest.

For a few weeks after this idea was first put to work, I had the extra magnets lying around on the desk where they were easily misplaced. When I finally remembered the basic properties of magnets, I simply placed them against the front panel of my receiver where they stay put until wanted.

— Cyrus T. Read, W9AA

PROTECTION OF TETRODE SCREEN GRIDS

ONE of the disadvantages of using a fixed screen supply is the excessive screen dissipation that occurs when plate voltage is unintentionally removed from the tube. This drawback of the fixed-supply system can be overcome by feeding the screen through the contacts of a normally open s.p.s.t. relay as shown in Fig. 2. Voltage for the relay is obtained from the

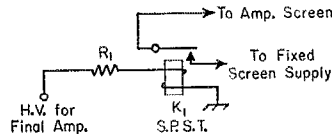


Fig. 2—Protective circuit for fixed screen-supply operation.

high-voltage plate supply through the dropping resistor, R_1 . The value of resistance and the wattage rating of R_1 will be determined, using Ohm's law, by the resistance of the relay winding and by the output voltage of the h.v. supply.

The most desirable feature of the system is that it is automatic. If the plate voltage is removed from the tube because of a blown fuse, defective component or the unintentional opening of a control switch, the relay opens and breaks the screen voltage lead.

— Don Priebe, W8MQQ

[EDITOR'S NOTE: This circuit is quite similar to the one described by W8NCV in *QST* for December, 1952. However, in the event of an opening in the relay winding, W8MQQ's arrangement does not affect operation of the power-supply bleeder as would be the case with the previously-described installation.]

HOMEMADE RUBBER STAMPS

IN "Hints and Kinks," *QST*, November, 1954, there appeared a brief article on homemade QSL cards printed with a rubber stamp. This prompts me to call attention to an article entitled, "You Can Make Your Own Rubber Stamps," presented in the September, 1954, issue of *Popular Science*.

— Herbert Sinofsky, W2GKS



Correspondence From Members -

The publishers of QST assume no responsibility for statements made herein by correspondents.

PIRATE G

44 Hawkhurst Road
Coldean, Brighton
Sussex, England

Editor, QST:

I am being inundated with QSL cards, mostly from W hams, purporting to be confirmation of 3.5-Mc. contacts (c.w.) over the past few months and nearly all during the hours 0100-0400 GMT. All report high signal strength — which gives me an impression that the station making these contacts may be on the American continent. At any rate, they are all "pirate" contacts as I do not work 3.5 Mc. and never work during the "little hours"!

... Their cards sent to me reporting the "contacts" with my station are being held for evidence for the G.P.O. here! Incidentally, my name is Cyril and nearly all the cards sent address me as Carl so I guess my "pirate" is using that name on the air.

— C. T. Fairchild, G3YY

THIRD-PARTY TRAFFIC

MARS/Amateur Station K3WBWJ
Walter Reed Army Med. Center
Washington 12, D. C.

Editor, QST:

If one listens on 20 meters he is certain to hear Stateside stations handling traffic with the DL4s, Gs, CSs, Fs and others. Most Stateside amateurs do not realize that FCC prohibits third-party traffic with foreign countries, excepting Liberia, Cuba, Canada, Chile, Peru, Ecuador, and those stations operating beyond the continental U. S. A., such as KZ, KP, KG, KL, KA, etc., who are licensed by FCC.

The only way traffic can be passed to the U. S. A. from Germany is on MARS frequencies where the German station becomes a U. S. military station using military calls issued by chief Army or Air Force MARS, Pentagon, Washington, D. C.

It is possible that the Stateside amateur does not know this or is too kind-hearted to reply "Sorry OM, but we are not supposed to handle traffic with DL4 stations."

To those who are accepting 'phone-patch traffic and written messages from DL4 amateurs, I say let's do our duty and follow the rules of FCC — no traffic from Germany on the amateur bands.

— Pfc. Merle W. Wynn, W1DLO

[Editor's Note — Message traffic for U. S. military personnel overseas is permitted only with amateur stations identified by properly authorized call signs having a one- or two-letter prefix beginning with W or K.]

NOT THIS WAY

1595 N. Virginia St.
St. Paul 3, Minn.

Editor, QST:

... In tuning across 14 Mc. I hear a weak ET3 in Ethiopia. When he finishes his CQ I call him, but he comes back to a W1. After giving the W1 his report and expressing delight in working the W1 again, he turns it back to the W1. This W1 immediately opens the formalities with the words "Say, I worked you two months ago and I still haven't got your QSL — how come? Also, if you run across that ET2 in Eritrea, tell him I haven't got his, either."

If I had been the ET3, I would have thereupon turned off the rig and slunk away, but the ET3 gamely comes back and says, "Say, OM, mail delivery in this country is really very poor compared to the U. S. A. We consider if we get a letter from your country in two months that that would be

normal delivery time. I also been off the air since last working you as my 837 oscillator failed and I just managed to burn a substitute from a passing camel caravan." He then turns it back to Soft-hearted John, the W1 station, whose first words of sorrow, condolence, and understanding go like this:

"Well, if mail delivery in your country is so lousy as to take 2 months, you'll probably be getting my card any day, so how's about mailing me your card airmail today?" I never did hear the ET3 come back to that bit of genius so maybe even he forgot he was a gentleman.

To my mind a suitable cartoon to illustrate how bad this QSL mania has become would be one like "Gil" made up years ago of a big bandit with a blackjack in his hand hovering over a small cringing citizen and overheard the words "Gimme your handle"; but in this case substitute the words "Gimme your QSL."

... I wonder how many U. S. hams understand the value to a foreign ham of postage. Eight cents is plenty but even to me 25 cents for airmail is pretty strong between paydays. I looked up the ET3 and he was listed as an Air Force man so I would presume even he ate off crockery and not gold plate. (Ethiopian Air Force man, that is!)

Every time a DX station calls CQ, hordes of U. S. stations call him and flood him with QSLs. He no doubt already has hundreds of U. S. cards, but being a gentleman, he is obliged to mail his in return and postage can become an important item. Include return postage coupons to defray the return postage and to help remind him to QSL. If he happens to be wealthy, he can turn the postage money over to his favorite charity.

Don't lose your head if a foreign ham doesn't QSL. Who knows — maybe he is having labor trouble with the fellows that turn his tread-mill-powered generator like the OQ5 in the Belgian Congo I read of years ago. After all, it's not quite as bad as having a doctor tell you that you have cancer.

— Cliff Proetz, W0PDN

'PHONE-BAND C.W.

133 Cherry Ridge Rd.
Peoria, Ill.

Editor, QST:

I read the letters sent in by W5UWQ and W4UWA (March 1955, p. 46) and I agree with both of them, to a certain extent.

Contrary to what most 'phone addicts seem to think, c.w. is not "a thing of the past"; it plays just as large a rôle in ham radio as 'phone does. I will admit, however, that some c.w. operators are inconsiderate enough to work in the 'phone bands, and I agree that these bands should be set aside for 'phone only.

As for s.s.b., the letter from W8HKE (right below the other two letters) hits the nail on the head. I hope most of the anti-s.s.b. men read it carefully.

Let's face it; all three are here to stay. Instead of arguing about which one to eliminate we should try to get 'phone and c.w. separated, and convince those d.s.b. guys that s.s.b. is doing more good than harm.

— Bill Wildfong, W9IWC

58 Throop Ave.
Auburn, New York

Editor, QST:

In reply to W5IWQ's letter griping about c.w. on the 'phone bands — I agree with him completely. However, I feel that something should be done about the overlapping of the VE 'phone band and the American Novice band on 80

(Continued on page 144)

YL NEWS and VIEWS

BY ELEANOR WILSON,* W1QON

Additional YL Clubs

The following augments information on YL clubs given in this department last month:

Canal Zone QRMarys — YLRL unit; organized 1952; seven members (all of the Canal Zone YLs); meets bimonthly at members' homes; no dues; president KZ5DG, Grace Dunlap, Box 28, Balboa Heights, C. Z.; issues the Canal Zone QRMary-Go-Round Certificate.

San Diego Young Ladies Radio League — YLRL unit; organized 1947; seven members; meets second Friday of the month at the American Red Cross Building, 3650 5th Ave., San Diego, Calif.; no dues; president, W6OLP, Alice McCleary, 1524 Missouri St., San Diego 9.

XYL Club — Composed of wives and feminine relatives (licensed and nonlicensed) of members of the Black Hills ARC, Rapid City, S. Dak.; organized 1948; meets monthly in members' homes; dues \$1.25 a year; purpose is to assist the Black Hills ARC with its annual hobby show and to aid in its recreational program.

Sentiments on C.W.

What is c.w. to me? It is a magic key that opens many mysterious doors — an ethereal bridge forged of countless dits and dahs, borne aloft on the wings of light, space, and divine mystery . . . a sparkling want that spans great distances or hops backyard fences to afford its disciples a brief glimpse into the lives of others. . . . It is a lilting language which commands either detached respect or frank and warm love, depending upon whose mind it touches. . . . C.w. is a subtle bonding agent that delicately welds two strangers into an intimate oneness for a fleeting moment . . . a delightful, tantalizing and yet thoroughly satisfying mistress to all her lovers.

These thoughtful words were copied by OM W6K MJ, Dan Peterson, of Long Beach, during a recent 40-meter QSO with W6OQY, Betty Entner, of Coronado. Dan, impressed by Betty's "beautiful bug fist" and devotion to c.w., shares her sentiments with us with the hope that they may strike a spark in the hearts of many struggling YL Novices and inspire them toward the mastery of the necessary 13 w.p.m. for their General Class license.

*YL Editor, QST. Please send all contributions to W1QON's home address: 318 Fisher St., Walpole, Mass.

COMING YL GET-TOGETHERS

May 20th-22nd — LARK Convention, W9 YLs, Allerton Hotel, Chicago. Write W9MYC.

June 24th-27th — First YLRL International Convention, Hotel Miramar, Santa Monica, Calif. W6UHA, general chairman.

YLs You May Have Worked

Lenore Kingston Conn, W6NAZ, has been a familiar face and voice to countless amateurs and to the general public as well for some 15 years. Licensed in 1939 (as W9CHD, later W2NAZ), she has combined her multiple radio activities with years of free-lancing as a radio actress and a commercial announcer for radio and TV.



Considered "a sort of 'pioneer'" in TV, she started work in that medium in 1941. Lenore is a member of the Los Angeles YLRC and a charter member of the YLRL (Vice-Pres., 1947). She is currently editing a second edition of the YLRL Directory, which will contain information on more than 500 YLRL members. She also edited the first edition in 1948. Married to W6MSC, technical director for NBC-TV, Lenore divides her hobby time at her Sherman Oaks QTH between c.w. and 'phone, primarily on twenty. Lenore's friends testify that she is a conscientious worker and deserves the success she has enjoyed in her vocation and avocation.

Keeping Up with the Girls

The annual luncheon and installation of officers of the N.Y.C. YLRL took place Feb. 19th at a downtown restaurant. YLs who attended were new officers W2IQP, Pres.; W2IGA, V.P.; W2M VV, Secy.; Helen Zuparn, Treas.; and members W2s EEO, EUL, JZX, OWL, PZA, QGK, QWL, TBU, K2AFR, and KN2DPN. . . . Three KZ YLs plan Stateside vacations this summer: KZ5KA, Kay (W9RIH), KZ5PL, Pat; and KZ5DG, Grace (W9DLU). KZ5DG worked all but six of her 240 contacts in the YL-OM contest on 15 'phone. . . . W8HWX, Lillian, hasn't missed a session of the 40-meter YLRL net since its inception in 1953. . . . W4YYJ, Lois Anne, has her 25w.p.m. Code Proficiency Certificate. . . . VE3DEA, Denny, attended a ham gathering in Scotland and enjoyed meeting 150 OMs, some of whom she has QSO'd on 20' phone since returning home to Toronto. . . . During the Mothers' March of Dimes for polio, W4UDI and W4UDQ relayed to mobiles who picked up money at various collection points in Memphis, Tenn. Lenette and D. B. also assisted with relays in a welcome-home reception for the National March of Dimes poster child. . . . W1ZOL, Leta, of Bangor, Me., has assembled a Johnson Ranger and is enjoying 40 meters. . . . W1LYR continues to handle considerable traffic for Presque Isle and vicinity. Along with W1UZR, Rita, and W1YTE, Isabel, Hazel checks into the Sea Gull Net daily. . . . W1YYM, Ellen, of Hq., reports that about 6 per cent of participating Novices in the 1955 Novice Round-up were YLs — by call: WN1COL, KN2s INQ, KER, WN3YTM, WN4HYV, KN6s EIG, HTC, HWH, WN7WHV, WN8UAP, W7V0s UZML, VGE, VVY. . . . W4RLG, Frances, YLRL chairman of the Fourth District, is home after almost a year in a hospital. . . . Two new harmonics announcements: a boy in February to W3RXV, Peg, editor of YLRL Harmonics, and OM W3RXW; a girl in January to W4HHI, Joanne.

(Continued on page 148)

Armed Forces Day Program - May 21st

The Army, Navy and Air Force invite all U. S. amateur radio operators to participate in the Armed Forces Day Program for 1955. The amateur activities are jointly sponsored by the Army Signal Corps, Air Force Directorate of Communication, and the Naval Communications Division.

A receiving contest will be open to anyone who can copy International Morse Code at 25 w.p.m. Listeners who submit a perfect copy of the transmission will receive a Certificate of Merit, attesting to their code-copying proficiency, from the Secretary of Defense.

A military-to-amateur transmitting and receiving test will be conducted for all holders of valid U. S. amateur radio licenses. Headquarters stations of the Army, Navy and Air Force will establish radio contact with amateur stations and will acknowledge these contacts with special QSL cards. Each service headquarters station will QSL separately so amateurs will have an opportunity to qualify for three different QSLs.

In addition, a radioteletype transmission will be sent from MARS Headquarters and from official Navy stations. Any amateur station capable of receiving radioteletype transmissions is invited to copy the special message. A special letter of acknowledgment will be awarded to each amateur who participates.

MARS directors and Naval Reserve organizations are being urged to feature radio activities at their military installations as part of this year's plan for inviting the public to visit the Armed Forces "at home" in 1955.

C.W. Receiving Competition

The c.w. receiving competition will feature a message from the Secretary of Defense. All individuals, amateur operators and others, are eligible to participate. A Certificate of Merit will be issued to each participant who makes perfect copy.

Transmissions will be at 25 w.p.m. on the following schedules:

May 21st	Station	Frequencies (Kc.)
1900 (EST)	WAR	14,405; 20,994
1900 (EST)	NSS	121.95; 4390; 9425; 12,804; 17,050.4; 22,491
1900 (EST)	AIR	3347; 6997.5; 143,460
0600 (GCT) (0100 EST May 22, 2200 PST May 21)	WAR	14,405; 20,994
2200 (PST)	NPG (Navy Radio, San Francisco)	114,95; 6428.5; 9277.5; 12,966; 17,055.2
0100 (EST) (May 22)	AIR	3347; 6997.5; 143,460
1100 (GCT) (2000 Item May 21)	NDT (Navy Radio, Yokosuka)	2287.5; 4545; 9427.5; 13,471.5; 16,445; 23,010

Each transmission will commence with a five-minute CQ call. It is not necessary to copy more than one station, and no extra credit will be given for doing so. Transmissions should be submitted

"as received"; do not correct possible transmission errors. Punctuation will be spelled out and should be copied as sent. Copies should be mailed to Armed Forces Day Contest, Room BE-1000, The Pentagon, Washington 25, D. C. Time, frequency, and call letters of the station copied should also be included.

Military-to-Amateur Test

Military stations WAR, NSS and AIR will be on the air between 1800 and 2400 EST on 21 May 1955, to contact and test with amateur radio stations. The military stations will operate on spot frequencies outside the amateur bands as follows:

	Frequencies (Kc.)
WAR (Army Radio Washington)	4025 (A-3) 6997.5 (A-1)
NSS (Navy Radio Washington)	4010 (A-1) 7375 (A-1) 14,385 (A-1)
AIR (Air Force Radio Washington)	3347 (A-1) 7635 (A-3) 14,405 (A-3)

Contacts will consist of a brief exchange of location and signal report. The military station will not be permitted to handle traffic nor exchange messages.

Radioteletypewriter Receiving Competition

The radioteletypewriter receiving competition will feature a special joint message from the Chief Signal Officer, USA; the Director, Naval Communications, USN; and the Air Force Director of Communications. A letter of acknowledgment will be sent to each amateur participant who submits a copy made from the radioteletype transmission of this message. Transmission will be at 60 w.p.m. on the following schedules:

May 21st	Station	Frequency (Kc.)
1300 (EST)	NDC (Norfolk, Va.) AIR (Washington, D. C.)	7375 7915
1300 (CST)	NDS (Great Lakes, Ill.) A4USA (Atlanta, Ga.)	7375 5760
1300 (MST)	NDF (New Orleans, La.) or NDW2 (Salt Lake City, Utah)	7375
1300 (PST)	A5USA (Fort Sam Houston, Texas) NDW (Treasure Island, Calif.) AF6AIR (Hamilton AFB, Calif.)	14,405 7375 14,405

Each transmission will commence with a period of ten minutes of test and station identification to permit amateurs to adjust their equipment. At the end of the test period, the message will be transmitted. Copy should be submitted "as received" to Armed Forces Day Contest, Room BE-1000, The Pentagon, Washington 25, D. C. Time and call of station copied and name and call of amateur receiving the transmission should be included.

The World Above 50 Mc.

1215-1300

2300-2450

3300-3500

5650-5925

10,000-10,500

21,000-22,000

35,000-?

CONDUCTED BY EDWARD P. TILTON, WHDQ

THE best 50-Mc. season in years could be about to begin. Interest in the band, lagging for some time, shows every sign of coming back strong. How well it comes back will depend on how well we respond to the opportunity that is inherent in the opening of the band to Technician Licensees, effective April 12th. Conditions are almost sure to be better than for several years, and for the first time we have a real incentive that will attract new hams. Now it's up to 50-Mc. enthusiasts the country over to make the most of this chance to sell the band, and keep it sold.

Why has 50-Mc. interest lagged? We have to go back to the resumption of activity following World War II for all the factors. One certainly was war-surplus gear, or the lack of it. Right at the most opportune time for the good of the 2-meter band, just as we were changing over from 112 to 144 Mc., thousands of SCR-522s and other surplus gear for the new band were dumped on the market. You could get on 2 for next to nothing, and v.h.f. men by the thousands snapped up the chance.

But the 6-meter band enjoyed no such bonanza. During the first months on the air, we had to make the shift from 56 to 50 Mc., at a time when there was no gear, surplus or new, for the new frequency. What we had we made ourselves, and it is a credit to amateur radio that we managed to show several hundred active stations on 50 Mc. almost at once. The 6-meter band was intriguing territory, and it attracted quite a few operators who were interested in more than just routine QSOs, though it was good for that kind of hamming, too.

Then came TVI. First in the New York area, then elsewhere as new TV stations appeared on Channel 2, 50-Mc. men found the going too rough for many of them. Since the lifting of the TV allocations "freeze" and the resultant open-

ing of many new Channel 2 stations around the country, the number of active 50-Mc. stations has dropped off from its already none-too-healthy level.

TVI in Channel 2, from 50-Mc. transmitters, is undoubtedly one of the more difficult problems hams have had to face, but there are redeeming factors, even here. Not the least of these is the less avid interest in TV on the part of the general public. Televiewing is more general than ever, of course, but with more than one channel available in nearly all localities, interference in one of them is not the life-and-death matter it once was. Remember, too, that it is usually a receiver fault; if your rig is "clean" you can stay on the air. And we are learning that the Channel 2 problem is not insurmountable. W2IDZ showed the way in a two part article in June and July, 1954, *QST*; an effort that won him second place in the "Outstanding *QST* Article of the Year" contest for 1954, incidentally.

How bad is the problem, anyway? It's rough, if you live in a weak-signal Channel 2 area, with a forest of TV antennas around you, but there are several tricks that can be employed advantageously, in addition to the filters described by W2IDZ. It's a local problem, mainly, so you can help things a lot by using a high antenna, to keep the main radiation pattern from warming up neighboring TV arrays. Low power works

◆

This antenna system could be the means of achieving the long-sought goal of 144-Mc. DX up the Pacific Coast. A 30-foot parabola mounted on a dolly, so that it can be rolled around on the flat roof, it is erected on a 1200-foot elevation directly above Hollywood. The lights of the Los Angeles area stretch out for 20 miles toward Long Beach in this night shot by KN6GLG. K6EGP is seated at the left, W6COH climbs the framework on the rear of the reflector, and K6BXW is at the right. W6MJ, who sent the picture in, says that a kilowatt rig will be feeding the array this spring.

May 1955



wonders, and fortunately, operating on 6 with no more than a few watts can be real fun.

If you don't have Channel 2 to worry about, 6 is likely to be one of the most TVI-free bands we have. What interference you do encounter is easily cured, in almost all cases except where Channel 2 is involved. In many areas, the extensive shielding and filtering, now so commonly practiced in low-frequency circles, may be wholly unnecessary. Thousands of U. S. hams could operate around the clock on 50 Mc. without the slightest worry about TVI. The main thing is to get them to try it!

A series of *QST* articles for the 50-Mc. newcomer begins in this issue. Technician licensees in all parts of the country will be building 6-meter gear in the coming months. One of them may be your neighbor, or a member of your radio club. Like any other beginner, he may need help. When he gets ready to go on the air he'll need someone to talk to. It's some time since we've had an opportunity to develop new activity on 6. Let's not miff this one!

Here and There on the V.H.F. Bands

The best West Coast 2-meter DX in several years is reported this month by K6CAL, San Diego. Her 146.5-Mc. signals were heard by W6SXX/mm at a distance of more than 600 miles out in the Pacific, at 2037 PST, Jan. 28th. The report was delayed until the completion of a round trip by the *Hawaiian Rancher*, the ship on which W6SXX makes the run to KH6-land regularly. Cliff has also heard the Bay Area repeater station, K6GWE, at distances of more than 300 miles.

Such reports point up the fact that conditions along the Pacific Coast may be very favorable for long-distance v.h.f. propagation. The K6GWE antenna is a simple nondirectional affair, and the 16-element beam at K6CAL/W6IBS was aimed at Los Angeles during the 600-mile reception, so the signal was heard off its side. How long will it be before home stations in San Diego or Los Angeles work into the Bay Area, or farther? We feel that such an event still awaits only the use of high power, big antennas, c.w. techniques, and selective low-noise receivers on regular schedules.

A likely prospect for such DX is the set-up shown in the adjoining photograph. This 30-foot parabola should provide the antenna gain (though we feel that the dipole is in the wrong position!) and the members of the Two Meter and Down Club who are in back of project say that there will be a high-powered rig feeding the big array this spring. This would seem to have what it takes to work K6GWE, W6AJF, or any of the other good set-ups in the Bay area, and it shouldn't stop there. With W6JJP, W7OKV and others around Portland using high power, and W7LHL reported to be nearly ready to go with a kilowatt rig in Seattle, why stop at the Bay area?

It's less than 1000 miles from Los Angeles to Seattle. Portland is about 850 miles. San Diego to San Francisco is less than 500 miles. Are these impossible distances on 144 Mc. in 1955? Having had a good look at the terrain along these paths last fall, we still feel that the best possible equipment and techniques will turn the trick within a month of the first time they're tried. We hope that there is provision in that Hollywood array for going to horizontal polarization, and that there will be a keying jack in that high-powered rig!

An attractive prospect for 2-meter DX off the Atlantic Coast is Bermuda. W3YHI sends word that VP9BM is to be on 2 regularly with 100 watts, a low-noise converter and a rhombic centered on Philadelphia. Address: M/Sgt. J. W. Wengler, 1934 AACS Sqdn, APO 856, Postmaster, N. Y.

Another buddy of W3YHI (when they were DL4CK and DL4XS on 144 Mc.) is getting set to make a name for himself on 144 Mc. in North Africa. Jo visited us during the winter, full of plans for high power, rhombics, hot converters and other 2-meter DX necessities. Then he was about to hop off for Casablanca, and we're standing by to hear from him

2-METER STANDINGS

Call			Call				
States	Areas	Miles	States	Areas	Miles		
W1RFQ	19	7	1150	W6BAZ	3	2	320
W1HDQ	19	6	1020	W6NLZ	3	2	360
W1CCH	17	5	670	W6MMU	2	2	240
W1ZY	16	6	750	W6GCG	2	2	210
W1IEO	16	5	475	W6QAC	2	2	200
W1TJZ	15	6	680	W6EXH	2	2	193
W1KCS	15	5	600				
W1AZK	14	5	650	W7VMP	4	3	417
W1MNF	14	5	600	W7JU	3	2	247
W1BCN	14	5	650	W7LEE	3	2	240
W1DJK	13	5	520	W7YZU	3	2	240
W1MMN	10	5	520	W7JUC	2	2	140
				W7RAP	2	1	165
W2ORI	23	8	1000				
W2UK	23	7	1075	W8BFC	29	8	850
W2NLY	23	7	1050	W8WXV	28	8	1200
W2AZL	21	7	1050	W8WJC	25	8	775
W2GED	21	7	1020	W8RMH	22	8	690
W2BLV	19	6	910	W8DML	22	7	675
W2OPQ	19	6	—	W8SVI	21	7	725
W2DWJ	17	5	632	W8SRV	20	8	850
W2AOC	17	5	600	W8SVI	20	8	—
W2UTH	16	7	880	W8WRN	20	8	670
W2PAV	16	5	740	W8BAX	20	8	685
W2PCQ	16	5	650	W8JWV	18	7	650
W2LHL	16	5	550	W8EP	18	7	800
W2CFT	15	5	525	W8ZCV	17	7	970
W2DPV	15	5	—	W8RWV	17	7	630
W2AMJ	15	5	550	W8WSE	16	7	830
W2ICZ	14	5	—				
W2BRV	14	5	590	W9EHN	23	7	725
				W9FVJ	22	8	850
W3RUE	23	8	950	W9EQC	22	8	820
W3NKM	19	7	660	W9KLR	21	7	690
W3TBH	19	7	650	W9TCH	21	7	750
W3BWL	18	7	750	W9ZHL	21	7	—
W3FPH	18	7	—	W9BPV	20	7	1000
W3TDF	17	6	720	W9KPS	19	7	660
W3KWL	16	7	720	W9MUD	19	7	640
W3LNA	16	7	720	W9REM	19	6	—
W3TDF	16	5	570	W9LFC	19	—	—
W3GKP	15	6	800	W9JLU	18	7	800
				W9JGA	18	6	720
W4HHK	26	8	1020	W9WOK	17	6	600
W4AO	23	7	950	W9MBI	16	7	600
W4PCT	20	8	—	W9GAB	16	6	750
W4EY	18	5	830	W9ZCH	15	6	—
W4MKJ	16	7	665	W9LEE	15	6	780
W4UMF	15	6	600	W9DSP	15	6	760
W40XC	14	7	500	W9JNZ	15	6	560
W4JHC	14	5	720	W9DDG	14	6	700
W4WCB	14	5	740	W9FAN	14	7	680
W4ICR	14	5	720	W9QKM	14	6	620
W4ITB	14	5	435	W9UJA	12	7	540
W4IKZ	13	5	720	W9ZAD	11	5	700
W4JFU	13	5	720	W9GTA	11	5	540
W4ZBU	10	5	800	W9JBF	10	5	760
W4TUD	10	5	850				
W4DWJ	8	6	625	W9EMS	26	8	1175
W4TLA	7	4	850	W9IHD	24	7	870
				W9GUD	22	7	1065
W5RCI	21	7	925	W9ONQ	17	6	1090
W5JTL	19	7	1000	W9TNI	14	6	830
W5KML	15	5	1400	W9GAC	14	5	725
W5CVW	10	5	180	W9TJF	13	4	—
W5AJG	10	4	1260	W6ZJB	12	7	1097
W5MWW	9	4	570	W6WGZ	11	5	760
W5ML	9	3	700				
W5ABN	9	3	780	VE3ATB	20	8	890
W5ERD	8	3	670	VE3DTR	14	7	790
W5VX	7	3	—	VE3BQN	14	7	790
W5VY	7	3	1200	VE3DER	13	7	800
W5FEK	7	2	580	VE3BPB	12	6	715
W5ONS	7	2	950	VE2AOK	12	5	550
				VE3AGG	11	7	800
W6ZL	3	3	1400	VE1QY	11	4	900
W6WSQ	3	3	1390	VE7FJ	2	1	365

any day that he is ready to take on all comers for a shot at the 2-meter DX record.

In the spring, the young man's fancy lightly turns to thoughts of expeditions to choice v.h.f. locations. Here are two trips that are well along in the planning stages. W8JWV and W8GUZ have been dreaming this one up all winter. They will operate W8JWV/4 from the summit of Mt. Mitchell, in North Carolina, the night before and during the June V.H.F. Party, the 7th, 8th and 9th. A 16-element array will be used on a 75-watt 2-meter rig with an 829B final. Operation will start around 1900 EST, June 7th. Mimeographed notices have already been sent out on a considerable mailing list, and final details will be sent just prior to the Party.

And here's one to delight the hearts of searchers after 50-Mc. WAS. W2QCQY has decided that something has to be done about the lack of 6-meter stations in certain Western States. Roy is planning to load his panel truck with 6-meter gear and take off for Nevada, Utah and possibly other states that are keeping scores of 50-Mc. men from achieving WAS. This expedition will be well equipped as to gear, antennas

and emergency power, and operation is scheduled for the height of the DX season, in the latter part of June and early July. There should be a batch of new candidates for the coveted 50-Mc. WAS award before W2QCY/7 finishes his rounds. Right now, Roy is looking for two stalwart and experienced 6-meter DX men to accompany him. Any takers?

If you prefer picnics to expeditions, here are a couple of talk-eat parties scheduled for the same date, July 31st. The Annual Turkey Run V.H.F. Picnic, a fixture in Midwestern v.h.f. circles, will be held, as always at the State Park of that name, just north of Terre Haute, Ind. W9ZHL, Terre Haute, is the man to see for more information. And W8NOH, Grand Rapids, Mich., tells us that the v.h.f. fraternity of Western Michigan will congregate for the same purposes at Allegan County Park on the shores of Lake Michigan, also on July 31st.

W8NOH also writes of an interesting comparison of 2 and 75 in checks made with W9RXS, Milwaukee, Wis. This path of about 120 miles across Lake Michigan shows very satisfactory signals with 100 watts on 144 Mc. On 3.9 Mc., a 400-watt rig has rough going, what with skip effects and heavy QRM.

A 175-mile sked has been kept reliably on 144 Mc. by W9ZEL and W0YRX, near St. Louis, since last October. On only three occasions since that time has communication been difficult on voice, and many other stations in the St. Louis area and Western Illinois have called in also.

Last month we mentioned the appearance of W1DEO, Cape Elizabeth, Maine, on 144 Mc. Herb has been on regularly since, working W1OOP, Needham, Mass., nightly. He is also on 50 Mc., and is working down into Connecticut on that band also, though signals are stronger on the higher band, when conditions are above normal. W1DEO is presently working on 144.12 and 50.7 Mc.

If you were waiting for a shot at Florida, following our recent report that W5VWU was moving there, don't wait any longer. W5AJG writes that he worked W5VWU/mobile, en route back to New Mexico. Leroy reports that the tropospheric season began early this year, in the Gulf States, with W4UUF, Pensacola, Fla., working into Texas on the night of March 11th. The following morning signals were excellent from W5RCI, Marks, and W5JTI, Jackson, Miss., so W5RCI and W5AJG went to 220, for their first contact on that band. The distance is about 370 miles. W5AJG has been running daily skeds on 144 Mc. with W5HXK, Watonga, Okla., 230 miles, for the past three weeks without a miss.

The 220-Mc. band is very much alive in Swarthmore, Ridley Park, Springfield and other towns west of Philadelphia, according to W3TEE. Several stations are on nightly between 2100 and 2200, some having been at it for several years. W3UGA holds the local record with more than 1000 QSOs on 220, and W3KPK is not far behind. All sorts of equipment is in use, including simple modulated oscillators and dipole antennas. Anyone needing help in getting started may get in touch with any of the gang, the more active members being W3s AHL KPK RWH QMQ QZT TEE UGA UKG YQS.

The Philadelphia area is good round-table territory. A 6-meter group has held forth each Monday night for years, and they frequently join in a similar session held in the Washington area on Sunday mornings. The over-the-air friendships thus formed were brought to a more personal status on March 20th, when a delegation consisting of W2ORA and W3s CGV CUB MXW RQT GGR and W8NRM/3 visited the Washington stations in a body. First stop was W3OJU, District Hts., Md., where W3s YH JES UJG WOD and WAUMF joined the party. Next they converged on W3OTC, Silver Spring, where Bob played them some recordings to show how their signals sound at the southern end of the circuit. The final shack stop was W3KMV, Chevy Chase, where a main attraction was a 5-over-5 array for 50 Mc., soon to be described in QST. The party wound up with dinner at O'Donnell's Restaurant. A return visit to the City of Brotherly Love is now planned.

More Philadelphia area v.h.f. activity: The York Road Radio Club has about 40 crystals on 146.25 Mc. An informal net is conducted each Sunday at 0930 on this frequency, with the club station, W3RDM, as control. A club project recently completed the construction of 14 tunable converters, with 6BQ7 front ends. A companion transmitter is next on the program. Chief engineer for this project is W3NKD. The club is pushing for polarization standardization, to end

the confusion now prevalent within a 100-mile radius, and they want ARRL to assist in this.

For a long time we've been pushing as hard as we know how for horizontal polarization. Conversion to horizontal is well along throughout New England, New York, and Northern New Jersey. In view of the improvement in working range that has resulted, and the excellent results in working the vertically-polarized mobile stations that have shown cross polarization to be no problem in that connection, we feel that there is little reason to continue vertical polarization at any home station. The way to get standardization on horizontal is simply to change over. If any appreciable number do it, the rest will follow.

OES Notes

K8BAI, Richmond Hill, N. Y. — Would like to hear from near-by operators interested in 220 Mc.

K2DYC, Phelps, N. Y. — Made several crossband contacts 220-144 Mc. with W2QS, but no activity heard on 220 as yet.

W3UQJ, York, Penna. — New 50-Mc. rig with 41932 in final, and 3-element array nearing completion. New 220-Mc. station, W3AJD. Nightly skeds kept with W3LZD on 220.05 Mc. at 2200, and Sundays at 0900 and 1230.

W4HHK, Collierville, Tenn. — Joint 50-Mc. receiver project with W4BAQ. Has crystal-controlled front end that can be switched to either communications receiver tuning 7 to 11 Mc., or to fixed-tuned i.f. for reception of local CD net frequencies. Meteor skeds on 144 Mc. continue with W2UK and W1HDQ, as do scatter skeds with W4PCT and W9WOK. Statewide Tennessee net on 50.5 Mc. in prospect.

W4UIW, Miami, Fla. — New 6-meter converter completed. Made duplex crossband contacts, 2 to 6, with W4KQG, and with W4ZDR on 11 and 6.

W5FPB, Albuquerque, N. Mex. — Reception of unidentified DX signals from the west on 144 and 432 Mc., Feb. 18th, reported by W5JNK and W5FAG.

W7JRG, Billings, Mont. — New 6-meter rig and beam ready for the spring DX season.

W8FRN, Columbus, Ohio — Work well along on 432-Mc. tripler-amplifier using 6524 tubes. Converter for 432 Mc. modified to tune 8 to 12 Mc., replacing the former triple-conversion arrangement to 50 Mc. Lots of local activity observed on 144 Mc.

W8MOX, Lawrence, Kansas — 2-Meter band checked daily on hour and half hour, 0630 to 0800, and evenings beginning at 1930 CST. New 125-watt rig for 50 and 144 Mc. completed. W8KEC and W8ZDB working on 420 Mc.

WZVMP 144-Mc. May-June Schedule

Experience has shown again and again that 144-Mc. signals can be heard over paths of up to 500 miles consistently, if optimum equipment and techniques are employed at both ends. What lies in between, in the way of mountains, may have very little to do with it, except that when the mountains are at the right point along the path the signal is better than would be the case over flat terrain.

Most of our inability to work over mountains on the v.h.f. bands in the past has been the result of insufficient power, ineffective antennas or poor receivers. With these factors taken care of, v.h.f. men in many locations that once seemed "impossible" are finding that 2-meter DX can be worked. The only real problem, when equipment is taken care of, is the lack of stations to work.

We would have once considered it ridiculous to try 144 Mc. between Phoenix, Ariz., and Los Angeles, for instance, but W7VMP has done it often. Results have also been obtained on schedules with Albuquerque, a mountainous path of about the same length in the opposite direction.

After a rebuilding operation on the exciter, in the interest of improved c.w. stability, The Three Fenwicks are ready for more 144-Mc. DX schedules. Here is what W7VMP will be up to in May and June. All times are in MST. Transmissions will be on c.w., with 1 kilowatt input. Frequency: 144.0165 Mc. Antenna: 32 element horizontal array, 72 feet up, 2000 — transmit east, 2005 — listen east, 2010 — transmit northeast, 2015 — listen northeast, 2020 — transmit north, 2025 — listen north. Other skeds will be made, and kept, upon request.

TI9MHB

Or Why a DXer Leaves Home

BY JOHN R. BECK, * W6MHB

OFF the west coast of Costa Rica lies fabulous Cocos Island, subject of many legends concerning hidden pirate treasure. While eavesdropping on a QSO between KV4AA and W6VBY, I learned that an expedition had been organized to journey to that tiny dot in hope of finding legendary pirate loot. Moreover, the adventurers needed someone to keep them in touch with their families via amateur radio. Being a DX-minded ham, this was a wonderful opportunity to set up as a rare DX station and be part of what promised to be a highly exciting adventure.

Arrangements were made for me to become a member of the expedition and it looked as though I was all set. My XYL, Margaret, said that I would kick myself for the rest of my life if I didn't go, and my employers — the Navy Department — in effect said the same thing.

On January 8th our party sailed from Los Angeles for Costa Rica on the *Iste of Capri*. Operating as W6MHB/mm on 21 Mc., preliminary traffic handling was commenced along with a few conventional QSOs. Many contacts were made despite an S9 noise level from numerous generators, fans, blowers and the like. During our voyage, the ocean was generally smooth except for two storms that lasted five days out of the thirteen we were at sea. Nevertheless, I was unable to operate for only one day; it was just too rough to sit on my camp stool in the radio shack. Also, I had wheel watches from twelve to four — both morning and afternoon — causing operation to be limited to the morning hours during which 21 Mc. was open.

On the second day out of Los Angeles, we received news that Costa Rica was in a state of revolution. Naturally, there was much worry over this, both among the expedition members and stations worked. Roy Colwell, W6LW, undertook to relay news concerning the rebellion. Broadcast reception was anything but dependable.

We arrived at the Costa Rican port of Pun-

* 1587 Terrace Road, Walnut Creek, Calif.

arenas on the 21st of January — a very hot and steamy spot. Upon clearance with the Port Captain, we took a jeep to San José, capital of Costa Rica, to have our contract to hunt treasure signed and seek permission for amateur operation while on Cocos. The fact that our treasure-hunting contract with the Costa Rican government clearly stated that there was to be no radio communication, except with government stations on the mainland, definitely complicated matters. Conferences with Tommy Gabbert, TI2TG/K6INI, brought out information that the Radio Club of Costa Rica was greatly interested in having Cocos represented on the DX bands. He said that David L. Maduro, TI2DLM, the guiding light of that organization, would be the man to see for assistance in securing government approval. David was contacted and he and I made trips to see the radio inspector. It was agreed that if no mention was made of the purpose of the expedition, it might be possible to operate as TI9MHB. With the signing of the expedition contracts to hunt treasure on the island, permission was granted.

I was really in high spirits!

We departed for Cocos with a full crew and all of our equipment. The voyage again was smooth, and at four on the morning of February 7th, we dropped anchor in Chatham Bay. There was work aplenty to be done. Rafts had to be constructed and camping gear and food had to be moved ashore, not to mention setting up ham radio gear. Landings were difficult in the surf and could only be made at low tide as places to beach the small boats often became non-existent. Furthermore, many jagged rocks protrude from the water, making the shore boat-work dangerous as well as difficult.

By sundown on February 9th all of the radio equipment had been unloaded and set up. The generators were serviced and tested and all was ready with the exception of an antenna system. A clear spot extending across the sandy beach looked like an ideal place for installing a long-wire. Don Wallace, W6AM, had previously presented me with



◆
Operating as TI9MHB from Cocos Island, John R. Beck, W6MHB, spent many hours at his operating position to provide a large number of stations with a rare DX contact. Working 15 to 160 meters, 2024 contacts were logged at his remote location.
◆

QST for

a good-sized spool of wire which was strung 900 feet to a tree trunk on the far side of the beach. Height: about *ten feet* above high tide!

The transmitter was tuned to 7003 kc. and seemed to perk. Two receivers were in operation, one to monitor my own transmissions and the other to listen to the frequency specified for stations calling.

To test the long ears of the DX fraternity, first transmissions consisted of "DE TI9-MHB," sent once and at intervals. Nothing happened for several minutes. The boys were supposed to be waiting on pins and needles and for a time it was thought that the super long-wire was not so super after all. Finally WIDDF answered; then he of the calloused ears, KV4AA. While a five-minute QSO with Dick was in progress, the boys caught on and the pile-ups were beginning to form.

Our camp's location was excellent for working the United States and Europe. Since most of the island terrain is very steep, the only direction in the clear extended from approximately the Rocky Mountains eastward to North Africa. The effect of the hills was borne out by the fact that all Pacific island signals were quite weak. EL2X was worked, but his fine signal was all but inaudible most of the time.

The reports received while using the long-wire were not too favorable. To correct the situation, a ground plane for 40 meters was put up on the beach area when the tide was low. Rocks weighing up to one hundred pounds were piled to a height of six feet around the base of the supporting poles. The ground wires were tied to some of the larger rocks surrounding it, but the first time the waves roared in they were scattered over the surrounding area. However, the antenna remained erect and it was left that way for the entire period of operation. Later an antenna of the same type was put up for 14 Mc. When the tide was in, water came to within eight inches of the bottom of the radiator and the ground planes were submerged.

Fifteen meters was good while it was "in." Calling stations apparently did not hear each other too well as there was quite a bit of calling out of turn. For 'phone operation, it proved to be the best band because of the lack of commercial QRM and the amount of space available.

Twenty, of course, was the stand-by in the daytime. Usual conditions prevailed except that W6s required openings for loud signals. These occurred in the early morning and just before the band closed for Ws in the late afternoon. During the openings, W6 signals were tremendous




and equaled those from other districts. Normally, most stations heard from W7-land eastward were S9 during the entire daylight period.

Operation on 14 Mc. 'phone was slow because of the large number of strong stations calling simultaneously. Nevertheless, many contacts were made in spite of the QRM.

For the first few evenings Forty was very good but when the pile-ups got down to the weaker stations commercial interference became troublesome.

Eighty provided a big surprise. It seemed to be the best band for all-around contacts and many stations reported our signals strongest on that band. It was found that the long-wire did not function too well on Eighty. Something better had to be erected. Two trees, one in our camp, were found situated about 150 feet apart. A bow and arrow, used by one of the expedition members for hunting, was used to get a piece of light twine over one of the trees. The twine was fastened to an insulator at one end of a 3.5-Mc. doublet and then raised. One of the Costa Rican boys climbed, "Tarzan style," up the vines that hung from the other tree and secured the far end. This new antenna was forty feet high and seemed to perform very effectively.

The *Isle of Capri* being made ready for the voyage to Cocos Island.



Many European contacts were made on all bands and I was greatly surprised at the solid signals that were booming in from that part of the world. Many U.S.S.R. stations were heard working each other. In fact, several times during our schedules with W6LW, these stations were much louder than Roy.

A few contacts were also made on 75 'phone, but broadcast harmonics from the Mainland proved troublesome on that band.

I had promised several of the 160-meter gang that I would make an attempt to operate on the "top." So the old long-wire was loaded up and several CQs were sent. Just about the time it was thought that 160 was for the birds, WØNWX, "ye olde Clippertonian," heard my peanut whistle and the first 160-meter QSO with Cocos was in the books. Twenty-one contacts on that band followed. Subsequent reports from England indicated that TI9MHB was heard in Europe by at least one listener. The morning after the 160-meter operation, seaweed was hanging from the long-wire. How the thing worked is beyond me!

An attempt was made to improve the contact format used by previous expedition and contest ops. One gimmick was to end a transmission with the call of the station being worked, the idea

being that everyone calling should know the characteristics of my signal. Also, if there was interference during the first part of my transmission, it might be gone before the end. The fact that very few repeats were requested indicated that the practice paid off.

Another scheme, although not new, was to specify the calling frequency. I had my VFO running at all times so I was unable to listen in on my own frequency. Calls were always requested to be from ten to twenty kc. higher.

On twenty 'phone, especially, the calling frequency system was abandoned because the resulting heterodynes were so fierce that it was impossible to read anyone. The practice of not specifying a listening frequency and continuously tuning over the entire 'phone band was the only logical solution. This jammed up the band fairly effectively for everyone but seemed to be the only way that stations could be copied. Some of the *sharper* (?) operators would make nice long calls after every transmission from me. Naturally, this did nothing to alleviate QRM.

Several hundred messages were handled and the expedition crew and their families were quite pleased with TI9MHB's efforts to maintain efficient communications between them. The DX gang stood by in a most commendable manner during the traffic-handling periods. All traffic for the expedition was handled by W6DFY, W6LW, W6CO and WØELA.

Who provided the best signals? W4KFC was one of the better from the East Coast; even on 160 he peaked to S9. The Midwest provided the most consistently strong signals. W8DUS was always thundering. From the West Coast, W6YMD stood head and shoulders above all others.


Finally, on February 22nd, the expedition had completed its task. The equipment was loaded aboard the *Isle of Capri* and we sailed for Puntarenas on the evening of the same day. Upon my return to San José, Ted Westlake, TI2BX, and his wife, Virginia, invited me to their beautiful country home. It was there that the process of returning flesh to my bones began (I had lost some fifty pounds during the expedition).

Later, W6LW, W6TT and TI2RU arranged for me to fly home. Arriving at the Oakland airport, I was greeted by W6DIP, W6LW, and Margaret, my ever-faithful wife.

In conclusion, thanks to all who helped make TI9MHB a reality: The Northern California DX Club; the Radio Club of Costa Rica; W6TT and W6DUB of Elmar Electronics who supplied a good portion of the equipment; W6DIP who loaned me a receiver and a generator; and W6KEK who supplied another generator.

The TI hams are certainly a wonderful group and their hospitality and generosity are not easily exceeded. They treated our group royally and we are more than grateful for their help and consideration.

And so now — the end of a wonderful journey. Did I hear someone say, "Where next?" ?



The shore at Chatham Bay is littered with rocks. The larger ones are carved with the names of ships and seafarers who have visited Cocos. Some inscriptions date back over 100 years; almost to the time pirates were active in the area. The expedition also left its share of autographs.

Chief inhabitants of Cocos are hermit crabs, wild pigs, deer, and small lizards; there are also many tropical birds. Fishing is excellent but sharks up to six feet in length infest the waters surrounding the island.

Rising above the rocks on the shore of Chatham Bay stands the ground plane antenna used by TI9MHB for 40-meter operation. The antenna remained erect despite merciless pounding by waves.



CONDUCTED BY ROD NEWKIRK,* W9BRD

How:

When the hounds of spring are on winter's traces . . . goes the first stanza of the Wouff Hong Song, the hallowed club anthem of our beloved DXHPDS (DX Hogger and Poetry Depreciation Society). We swiped that from Swinburne because we know he referred to DX hounds in particular and because we, too, congregate annually around this time. Yes, indeed, a goodly crowd was there!

It was put up to Great Circles Root to get the show on the road after the first round of Old Haywire began radiating. This he did with a liting lament to the late QSL file of one bright boy who didn't believe in DXCC's "DX insurance":

"Two-fifty confirmed," claimed O'Squire
 Who dared them to call him a liar.
 "Send in, men? What for?
 I'll wait till I've more!"
 You guessed it: O'Squire had a fire.

Slickrig Toppenbottom followed Circles to the rostrum with a blast directed at schizophrenic DX stations who advocate operating procedures they themselves negate:

This rare one bleats out in great heat:
 "Spread out! Spread out or I'll queet!"
 So we move for the jerk
 And who does he work?
 The lid who remains zero-beat.

Then Owlbait Ostrowski limned in rhyme the impressive ingenuity of 100,000 McSree, a bird who tallies his DX score in terms of kilocountries:

"The rules are all wrong!" cried McSree
 Whose Slobovian card was n.g.
 So he made his own list
 And there's nothing he missed —
 All stations are countries, you see.

The next ration of ridicule, delivered by Feeders N. Twining, was dedicated to that small pack of watt-mad megacyelic megalomaniacs who erroneously visualize themselves as ham-band Voices of America:

When Two-Gallon Mossbrain dropped dead
 We found nary a tear being shed.
 For Hamdom, no loss —
 Such input made Moss
 Just a bootleg commercial, instead.

W6MUR, the sole out-of-towner to brave the vicissitudes of this year's DXHPDS powwow, then rose to the occasion with a tongue-in-cheek salute to all purveyors of scuttlebut DXpeditionary sensationalisms:

One rare catch popped up "in Albania,"
 And another "in West Transylvania";
 The grapevine went mad
 But the outcome was sad . . .

* New Mailing Address: Effective immediately, please mail all reports of DX activity to DX Editor Newkirk's new address: 4128 North Tripp Ave., Chicago 41, Illinois.

You'll have to finish that last one yourselves, gang, for Bill's punch line was drowned out by commotion in the rear of the hall. A flying squad of our sworn adversaries from the Euphemistic Order of DXpurgators barged in and broke up our gathering with tear gas, cherry bombs, and a shower of leaflets labeled, "It's Only a Hobby, Fellows."

What:

And *what* a hobby! (They laughed and laughed when little Elmer said he was going up into his attic to chat with the U. S. Undersecretary of State and the King of Nepal. They didn't know that Elmer was a ham.) But that is neither here nor there. Before we tackle our monthly "How's" Bandwagon we should remind you that

In the text to follow, frequencies (given in number of kc. above the lower band limit) appear in parentheses, times without. F.g., (9) = 14,009 kc., if the paragraph deals with 20-meter work. Times are GMT, using the nearest whole-hour figure such as 7 for 0720 or 0650, 0 for 0015 or 2349. As a rule each DX call is mentioned but once per band.

20 c.w. gets us off to a flying start. The swing from winter to summer conditions gives 14 Mc. a capricious turn but W9HUZ swapped salutations with CR5 5JB (95), 7CN (68) 14, EAs 9DF (88) 21, 0AB (65) 22, FB8BR (68) 18-19, FG7XB (78) 17-18, KT1UX (40) 22, Jan Mayen's LB1LF (21) 14, LZ1KSA (1) 15, a VQ8 and 3V8AB (46) 21 An F88, KM6AX and VQ5EK (67) 19 worked W8YLN W4AUL met up with ET3GB (8) 20-21, FA8CR (10) 19, FY7YE (48-67) 18-20, HK0AI (55-112 (8) 20-21, SV1SP (19) 18-20 and a Rio de Oro EA9. Some time back John retired from the DX racket after reaching 107 confirmed but, "By chance one day I happened to tune over 20 and, brother, that did it — I'm gone, but gone, again!" W4TFB made away with CR6CJ 20, EA6AF (52) 13-18 of the Balearics, an FY7, GD3UR 12, HA5KBA (75) 16-19, an SV1, 4X4BX (90) 17, 9S4AB 18 and W4DGW/ZD4 22 in Takoradi harbor K2BZT caught ET3S (62-75) 14-22, FUQV/FC (50) 15, GD3s HPN 1BQ (50) 19-20, HAs 5KBZ (62) 18, 7KLD (70) 18, HE9LAA (62) 19, I1BLF/Trieste (49) 13, JAs 3AB 3AF 4BB 6HK, KAs 2USA 7DM, SPs 3KAU



(30) 15, 5AA (10) 17, 8KAF (62) 16, 9KAS (68) 16, ST2AR, TA3US (50) 13-21, VQZHR, YO3RF, 4X4BT (82) 19 and 9S4AX (1) 17. Nice haul! CR5AF, FO8AB (64), MP4QAL (65) 15, OY7ML (5), PJ2BA of Bonaire Isle, PZ1QM (20) 23-0, ZDs 6BX (80) 14 and 8AA (3-60) 18-23 of Ascension chatted with W4QCW of KC4AB fame W5UUK put his hooks into CE0AD (20) 2-3 of Easter Isle, CR7AD, an EA0, EA8BF (42) 0, an ET3, HH55S (25) 0, SP3AN 9KAD (60) 14, a VK1 and ZB2A (15-31) 12-20 CS3AC (55), GC2FZC (35), LZ1KAB (80) and VQ2JN (50) came back to W9IHN W3UXX cornered FP8AP (74) 18, FM7WP, EA6AU, EL5B, IYCG/Trieste, IT1TAI, KG4AO, SP5AA, VP3VN, 5A2TZ and one 3A2AF (10-30) 12-15 who is reported by many other contributors ET3LF (38) 20, MP4QAH 17, VSs 6CU 12 and 9CV 17 contacted DL4ZC A rundown of results at random shacks, WZGVZ: ZD8, long-path KC6HX (40) of Mays Island, Carolines. W20LU: ZB1JRK (35) 20. WZQBB: CR7AN (26) 21. KZEU: many Europeans, an EA9 and FP8AP with a 15-watt 6L6 c.c.o. W3AXT: ET3, FF8AQ, FG7, LU6SA of rare La Rioja. W3TYW: FA8RJ, TF3NA, YV6s BJ DE. W4PVD: CR7IZ 13, OY2Z 9, VQ6LQ 14. W60WD/1: I1BNU/Trieste, SP6WE, TF3KG (70) 20, YU1s 1G0 (70) 16, 1GH (10) 18. W6UED: DU7SV (80) 1, JA1CR, KA20J, VP8BD of Grahamland. W8KAK: EA9AP (2-52) 18-19, FY7, KR6LJ for 1st Asian. W0VFM: OX3PW 17, VQ4FM 21, St. Martin's PJ2MA. KLTBBV: CE7JZ near his antipode, a DU, ship SM8CWC in mid-Pacific ZD3A (6) 21-22 is a new Gambian reported at W5ASG down Arkansas way So, Calif. DX Club's *Bulletin* specifies c.w. 14-megacyclers CE7AA (50) 3, FE8AE, FL8AI (150) 16-17, FR7ZA (19) 16-17, HISEW (65), MP4QAJ (60) 15, SV0WL (53) 15, one VQ1RY (20) 0, YA2AA (17), YS10 (30) 14-15 and many others West Gulf DX Club's *DX Bulletin* fills us in on CE7s BS (35) 1, ZT (82) 40, CN2AD (55) 20, KR3s 4AL (20) 11, 6AI (62) 20, 6AR (30) 20, 6BP (110) 22, 6CZ (38) 20, CT3AB (10) 18, EA0AC (8) 5, EL2L (60) 17, F9YP/FC (40) 17, FD8AA (10) 16-18, FF8s AJ (100) 21, AP (50) 13, BB (60) 18, MM (81) 18, FQ8s AK (59-95) 22, AU (89) 20, HB1MX/HE (70) 0-1, HH3DL (13) 22, one HV1ZZ (167) 14, HZ1HZ (15) 16, KR6s KS (8) 1, LF (90) 14, LU1s 1ZV (78) 1, 5ZF (20) 2-3, MB9BJ (30-50) 13-19, MP4BBS (30) 15, OD5LX, SV0WT (90) 13, TF3s AB (17) 0, MB (45) 22, UA3KP (73) 12, UR2KAA (86) 13, VK9OK, VQs 2GW (25) 20, 3FN (89) 21, VR3A (75) 21-0, VS9AS (7) 20, VU2CP (52) 13, ZBs 1LU (34) 18, 2I (12) 21, ZDs 2DCP (30) 20, 4BM (63) 19, 6EF (90) 19-21, ZE3JL (14) 19, ZP5AY (100) 23, ZS3P (64) 18-19, 5As 3TR (57) 15, 4TK (12) 15, 4TO (67) 15 and Netherlands New Guinea's JZ0AG (70) 14-15.

20 'phone brooks booming business of late, W4QCW is quite satisfied with the likes of F9YP, FC, GD3IBQ, HI6EC (175), HK0AI (130) 22, KS4AW (180) 22, KT1UX,

CN8ML emits a fat Casablanca signal on 14- and 21-Mc. 'phone with Panda and Bendix gear, uses a Collins receiver and a pair of rotary beams. Operator Richard Keel comes from a DX family; a brother and cousin are HB9s PU and P, respectively. When you've worked all three stations you are eligible for the WAK certificate issued by CN8ML — Worked All Keels.



PJ2MA, SV0WO, VP8s 10JS 5AE (148) 9, ZB1AJX, ZD3BFC (138) 15 and 3V8BP CR6BX (99-113) 23, EL2X (112) 22, GD3ENK (190), ZD4BR (115), ZE2KR (105-120) 0 and 5A1TA (185) set well with W9HUZ OD5AB and VP8AO got away from W2GBC but CR6CK, CT2AG, CT3AE, EAs 8AI 8AX 9AR (140), FP8AP, HC8GI (110) 18-19, HH2LR, KA3RR, KT1s LU WX, M1B (100) 0, OE13USA, PJ2AF, TG9MB, VP8s 1AB (157) 0, 2DA 2DN 2KM 7NX, VQ8s 2DT (130) 22-23, 4FQ, YN4CB (120) 14-15, YS1MS, YU1GM, ZBs 1S 2A (105-130) and 5A2LC didn't W4CBQ puts his hard-to-remember school French to good use in running down French Colonial A3ers. ET2XX (182), FQ8AD, an FP8, OD5 and SV0 boost Bob to Rung No. 112 Radio-telephone doings here and there, at K2BZT: VQ4RF (120) 20-21. W3AXT: FG7XB. W5UUK: FM7WN (129), HK0, VQ2, W6UED: HC1ER, TG9 CS3AC (90) 14, EAs 8BA (130), 9DF (116) 17, FD8AA (172) 18, FM7s WF (120) 23, WQ (110-150) 23, FO8AB (160) 12, FV7YE (115) 13, GC6PQ (128) 20, HB1MX/HE (103) 13, HR1CB (150) 14, KC6s AI (202), CG (245), LB1LF (21) of Jan Mayen Isle, VP8AQ (106) 1, VQs 4FK (125) 20, 5EK (150), VR3A (122) 14, VS1FS (142) 14, XZ2ST 14, Y12AM (163) 15, YO3RF (135) 16, ZDs 1DK (135) 20, 4BF (120) 23, 6AH (130) 16, 3V8BL (150-172) 21 and 4X4DX (290) 18 are stalked by WGDXC sleuths SCDXC headhunters are after KP6AK (218) 2, OK1MB (185), VK9s RH (143), RM (145), VP8s 2DA (130), 2GW (156) 23, VQs 5BVF (183) 22, 8CB (113) 21, VR6AC (352) 1, ZC3AC (293) 0, ZP5CF (130) 16, Marion Island's ZS2MI (105) and 9S4BS (110) Newark News Radio Club members picked up 14-Mc. radiotelephones CN2AD, CN8s EM IE MM TY 17, CRs 5AC 21, 5NC 6AT 6CB 6CJ, CTs 2AF 3AB, EAs 8BQ 9BC, EL9A, ET2US, FAs 3GZ 8CC (195), FB8XX, FF8BB, FL8BC, FQ8s AC AK 22, HKs 3PC 4BD (165), I1BNU/Trieste (215), JA4BB, KAs 2NA 3RR 7BG 7GM 8RK, KC6AB, KGs 4A0 4AP 6FAA, KR6AZ, KV4BB, LX1BU, OQs 5RI 22, 5FM (157) 20, 6GH 0DZ, OH9OC of Lapland, PJ2s CE CH (140), ST2s GB 20, NW, SV8s WK 20, WS, TA3US, TF3MB, TG9AI, VP8s 1GG 2VA 7NG 7NN, VQs 2FU 3EZ 4AA 4AQ 21, 8AR 20, VSs 4HK 9GV, YA1ZT 20, YI2DIQ, YN1s 1LB (135), 4DP (135), YU1AD, ZC4AA, ZD2FHW, ZEs 3FY 5JI, ZM6AT 0, ZSs 3E 8I, 3V8AS, 4X4BR, 5As 2Ts 2TZ and 3TE (195) 20.

40 c.w. now is more selective because of roving thunderstorms. For instance, a patch of QRN over New York City may be a big break for Connecticut and southern New Jersey DXers — less competition. Anyway, here's W4TFB's 7-Mc. bag: CR7s CI (5) 5, CN (8) 5, EL2X 7, FAs 8DA 6, 8RJ 7, 9RW 7, KC6CG (10) 11, LU9ZE 8, OQ5RU (12) 5 and YU2HG 6 — it's 118/89 for Don and DXCC won't be long now EA9AP (25), Biak's JZ0DN (34), LU4ZI (10), OX3AY (3) and VRI fattened the swag at W9HUZ CE3DZ, DU7SV, HKAs BD (25) 7, DP (45) 0, JAs 1CR 1VE 1VX 4BB 6BO, a JZ0

SM5RM of Stockholm can give linguistically-inclined DXers workouts in fluent English, German, French, Spanish, Italian and three Scandinavian languages. Olif runs 150 watts on several DX bands, is building a 500-watt final amplifier, owns a printing business and has been hamming for 30 years. (Photo via H9TRD)



VK9RM recently moved from Lae to Wau, New Guinea, and here he is getting acquainted with his new neighbors. Gainsaying last month's Jeeves episode, Peter reports these local dandies as quite hair falling well met.



and KC6 contacted W6UED. W5UUK does okay on 40: CR6AI (8) 4, EAs 8BF 9DF (15) 6, FR7ZA, OQ5s (P) (6) 4, GU (5) 6, a T19 and ZS3K were worked. CR7CO, CX6AD, LU9UH of Province Eva Peron (a rare one for RCA's awards) and ZS3HX (22) 5 grace W3AXT's ledger. CN8EB, GC3KAV, HB3DL (48) 6, KG4s AO and AV made the grade with W3WPG who finds 40 hottest between 4 and 6 on the GMT chronometer. W1ORP picked off ZC4XP (37) 22, Z5EJA, 3V8AB and 4X4BR without much difficulty. An EA9, KG4AJ, KV4AA and YU2AE swapped c.w. with W1APA who finds 7-Mc. c.w. a cinch compared with his usual 40-'phone DX pastime. W4CAY captured JAs 1KM 7BO 9CQ (not Iwo), a JZ0, KC6 and long-haul VK6SA. Now, samples of 40-meter code lurch around the circuit, at W2GVZ: HK9AI (39) 4, W2QBB: TF3MB (8) 0, YV1AD (32) 0, K8BZT: IIBNU/Trieste. K8EUN: with 15 watts, KH6IJ, CO8AQ, FA8, OK1AEH, YU1FC 22 answered K8GZN. K2JKA: HC4MK, HH3. W3TYW: IIBLF/Trieste, VP4BN. W4QCV: OX3, T19, ST2AR (10) 2, W5ZAK: OX3BE, K6EBH: DU7, JA6AD. K8EYT: JAs ICP 3FJ, W7YWS: JA3AB, KL7s AWB FAK, W3YJB: OX3AY, TF3ZM, W0VFM: ZSs, VPs 6AM 7NM 10. DL4ZC: HK5DM. 40-c.w. candidates DU1SCS (21) 13-14, EAs 6AF (30) 3, 9AF (50) 6, FM7WD (23) 5, FY8AA (0) 5, HA5KBA (5) 7, JA9WH (12) 13, KD6AT (17) 12, KR6OY (18) 12, KT1UX (40) 2, LU8ZC (10) 5, PJ2s AA (13) 3, AN (6) 3, UA8KKB (21) 13-14, VP8s AU (40) 5, BH (8) 2, VQs 4AQ (4) 5, 5BL (2) 3-4, 8CB (20) 13, VR2CG (27) 7, YS10 (17) 12-13, YV1EV (5) 3 and YU3CB (7) 3 are specified by WGDXC. SCDXC adds CN8MG (12), FGT7XB (10) 3-4, F8JJC (18) and VQ2HR (15) to this prefix pudding. Notice doings on the 40-meter DX tangent are unheralded but not uncommon. WN3ZKH hooked CO2GU, VP6KL, W4FHI/V06 and WP4AAQ, plus 45 states. KN2JKC knocked off CM7JA, CO2BL and DL1FF on 7188 kc. W8RGF/2 heard ZL3GQ calling WN5FQR and other unsuspecting WNs around 7178 kc. at 0830 GMT. Other DX stations appear to get a bang from thrilling the WN/KN 7-Mc. gang so you Novices had better pass up no weak signals!

40 'phone DX work attracts but a hardy few. W1APA has what it takes, and it takes plenty. Gil collected CMZZZ (193) 13, COs 2NT (186) 12, SLS (210) 14, HH2s JL (194) 12, RM (120) 11, KG4s AG (255) 12, AJ (208) 6, AV (267) 2, KH6s AGB (215) 11, AU (210) 11, KV4BK (210) 11, PJ2AF (223) 11, PY7AGR (265) 3, TI2GC (194-250) 12-13, TG9VS (206) 11, VPs 10JF (300) 4, ZGW (200), 2LN (120) 12, 4TI (193) 12, 6JR (220) 11, 6KL (192) 12, 9BO (120) 12, 9BL (175) 12 and VK3ATN (100) 12. NNRC ears twitched over 7-Mc. voices CTs 1CL 3AE, DU7SV, EAs 8AX 8BQ 9AS, EL2X (65), HH2s IA PL, HIGEC, HK0AI, HP3s FL OJ, HRIJB, JA2CT, KG6GX, KL7BBK, LUs a-plenty, PYs likewise, KJ6FAA, TG9BG (190), VPs 2DN 6FO 6VR 9L, Tasmanian VK7WA, YN4CB (70), ZLs galore and ZS1PM.

80 c.w. has forty's atmospherics-selectivity in no-trump and times ten. Stronghearts hold fast on 3.5 Mc., however, and doubtless there will be considerable DX worked by the W/K gang right through the hot months. DU7SV (20) 13, EL2X (12) 5-6, GD3UB (6) 0-1, HA5KBA (2) 1, HB1MX/HE (2) 5 and ZD2DCP (6) 6-7 contacted W9HUZ. EA6AE and HISEW (9) carried W4BRB to the 80-meter 117-country mark. W5UUK gassed with an EL2, HK4DP, KL7PI, KM6AX, TI2s BX and PZ. W3AXT concentrated on CTs 1UX 2BO 2, 3AB (18), EA8BF 2, FA9s RW RZ (10) 7, FP8AP, LU2GB, LZ1KAA, OE5JK, PY6FI, VP7NG and ZS2A. Eighty good DX fortune at this shack and that, at W2IVS: VP7NX (5) 5, ZBIBF, W2LPV: FA9, KV4AA, OK2DG, K8BZT: FP8, KT1UX, OE2JG, K8HZR: HZ1HZ,

SP9KAD, YU1AD, 9S4AX, W4TFB: FA8DA, W6NJU: KR6LJ, XE2OK, W8YIN: KM6 VP7 ZS 9S4, W9UDK: XE1OE, ZLs 1BY 3GQ, W0VFM: KH4 KH6 KV4, DL4ZC: Ws 2HFP 4CDC. WGDXC and SCDXC list 3.5-Mc. radiotelegraphers FF8AR (13), GD3IBQ 0, HK4BD (17) 7, HA5KK 4, JAs 1CJ (5), 8AH (18), LA8RB 8, LZ1KDP 6, OE3SE 4, PJ2AA 4, PY5EK 3, UA9DH, UB5CF, VK7KM 12, VP8BD 2, YU2AEF and ZB2A 4.

15 'phone is the preferred playground of numerous DX chasers these days and W6ZZ confirms the reason why: CE3s 31 6AB, HC1s FK PS, HP3FL, KAs 2KC 8RK, KG4AR, KL7s AN BFW BGG CC, KM6AX, KV4BD, VP5AE of Turks, VQ2s DL FU, YV5FL, ZLs BY MQ, ZS6s CV ZO and ZP5IB. Mites also collected ten more MMs on 21-Mc. A3. HK3DP and PJ2AR were new 15-meter countries for W6NJU. W4DOU now has 80 countries on 21 Mc. thanks to CT3AE, FA30A, HIGEC, OQ5RU, YS1RA and others. Still searching for an Asian, W4UWC reached the 72-country mark on fifteen by way of TG9CR, VP3YG, a VQ2, VP8AQ of the So. Orkneys and ZB1AJ; six weeks on 21-Mc. 'phone furnished 67 countries for 10-meter specialist W4NQM. Fifteen-A3 desiderata here and there, at W1HDQ: VP1GQ, W3TYW: HC1PL, KH6s, W6UED: HC1, KG6GX, OA5G, W6NJU: DU7SV, KA2KC, VKs, ZLs and VR2CG. 21-Mc. 'phones reported by NNRC: CN8CS, CP5EP (220), EA0AC, EL2X, GDs 3ENK 6IA, KV4BI, OA5E, OQ5VP 20, PJ2AO, VP8AZ, VQ4AR, YV5BV, ZE2KR 21, sundry ZLs, 3V8BP and 4X4DK.

15 c.w. got a play, too, and even the Novice gang bestirred their DX bones. WN3ZKH scored with FAs DA RJ, Gs 2IO 3DCU, GM3GJB and KZ5DM while WN7WSS provided Utah for T19MHB's Novice-band WAS effort. EA6AF (75), IIBLF/Trieste (67), KT1UX (10), ZB2A (15) and ZS3K (100) waggled keys with W9HUZ. W3TYW assembled a pile of Europeans while W7VWS consorted with several KH6s, KL7CGA, XE2OK and ZL1BY. ZEs 3JP and 5JJ came back to W5UUK. DL4ZC worked OA4ED, HZ1HZ and a Z85 without fuss or bother. WGDXC got the fifteen-A1 goods on AP2K, CE3AG (1) 18, CR6AI (33) 18, FAs 8CR (20) 16, 9RW (20) 17, FF8AJ (30) 16, FR7ZA (180), FY7YC (75) 20, HKADP (2) 18, VP7NX (40) 17, VQ2GW (30) 16, ZDs 6BX (50) 17, 9AC, ZS3K (100) 19, 3V8s AP AX BL and BP.

10 'phone and c.w. received narcotic shots in their ionospheric arms or else the ARRL DX Test deserves the credit. Anyhow, a few mailbag missives have favorable comments concerning the 28-Mc. range. W6NJU worked A3 with LUs 7BQ 7QB 8FAO, KH6AFS and TI2BX. ZS3E was a welcomed 10-meter customer at W8YIN around 28,320 kc. WIWXC recommends present-day 10-meter work for DXers who like to *dig* for 'em and reports W1s HJB LSZ ONK QNC UQW and YWU enjoying this strenuous sport. W1WXC ran down CR6BX, Cxs 3AA 7BA, HC1MB, KZ5s, KV4BI, LUs 4AAR 4DZI 8AM, T33LA, VPs 1GG and 2KM on voice.

160 c.w. activities may be in the post-mortem stage for most participants in the past season's doings but you'd better keep an ear on this band. It's a tricky one!

The North American path fizzled out somewhat to make European pickings slim but several South American folk turned up to enliven recent 1.8-Mc. soirees. YV5s DE FH and HK4DP worked a flock of W/K brethren; W1s BB and ZL, in that order, were among the first to nab the Colombian. YV5FH's performance was topped with a smooth W0NWX 'phone QSO. . . . W1BB understands that W2SKE was the only North American to put a consistent



The pile-ups inspired by Burma's XZ2OM are all out of proportion to the mere 25 watts Mike runs to a 3-stage 807 rig on 7-, 14- and 21-Mc. 'phone and c.w. Dipoles radiate on 40 and 20, a ground-plane on 15, and an AR-88 receives. XZ2OM was in there pitching during this year's ARRL DX Test although his reception was hampered by unusually severe KA, KR6 and KC6 interference.

signal into Europe on 160 during the ARRL Test, A3 section. . . . W6KIP/6, strongly abetted by W8GDQ, continues his efforts to work VS6CQ on one-sixty and results to date feature a W6KIP/6-VS6CQ crossband contact on 160-40 meters. The perseverance of W6KIP/6 deserves plaudits inasmuch as he persists in the face of East Coast success with European and African DX, listening to people working stuff he can't quite pull through out his way. It certainly would be some form of poetic justice if W6KIP/6 succeeded in making the grade with VS6CQ. This will be a very fancy 160-meter QSO! . . . TI9MHB's 1.8-Mc. activity boosted the top-band countries totals of Ws 3E1S 9F1M 9PNE and many others. KH6IJ and KL7TM appeared on the band; KG4AB and XE2OK showed up during the Test to swell the list of near-but-rare 160-meter countries available. . . . We close the Bandwagon on a sad note this month with word of the passing of outstanding 160-meter DX specialist VE1EA. Clarry, along with G5BY and W1BB, pioneered the annual Transatlantic Tests in the years before WW-II. VE1EA, you will recall, scored the first recorded North America-Asia QSO (with HZ1KE) in January of 1951.

Where:

XZ2OM confirms that all XZ2-bound QSLs can be sent via Box 611 or Box 367, Rangoon, Burma. Mike adds, "I will do my best to [help] any station needing an XZ2 QSL. Full QSO information is required, together with IRCs, and cards will arrive direct." . . . W2GT emphasizes that FG7XB does *not* receive QSLs via Box 11, Pointe-a-Pitre. Use this address only: 44 Chemin des Petites Abymes, same town. Antoine, who started out QSLing upon QSO, rapidly is becoming disillusioned with that approach; we have on hand his list of prominent DXers who as yet haven't bothered to answer his cards. . . . As previously noted, a new slate of VK1s is active from Australian outposts on Macquarie and at Mawson Base, Antarctica. In lieu of other addresses they can be QSL'd via WIA. W1OJRC reports fast response from VK4FJ on behalf of VK1EG if IRCs are sent. Along this same line, when you seek to do business with other good Samaritans helping out rare DX stations with

QSL problems, by all means cooperate fully by sending self-addressed envelopes plus postage or IRCs where necessary. It's more than enough that such agents contribute time and effort without incurring monetary expense as well. . . . U. S. QSLs for QSOs (over 300) with PJ2MA (PJ2AA) on St. Martin Island can be shipped via W1PST, but all non-U. S. amateurs should QSL direct to PJ2AA. . . . Don't look now but scattered U.S.S.R. QSLs are sliding through QSL bureaus once more. . . . Periodically we caution newcomer DXers to QSL DX stations via foreign radio-society bureaus *only* when instructed to do so by stations worked, or when so noted in this column. Unlike your ARRL QSL Bureau, which handles cards for ARRL members and nonmembers alike, many overseas societies make their bureau facilities available for members only. QSLs they receive for nonmembers may be returned, pigeonholed or destroyed. So, when you work a flock of stations in Outer Baldonia *don't* just drop your QSLs into an envelope and ship the lot to the Outer Baldonian Radio Society QSL Bureau. That could be an excellent way to guarantee yourself a rockbottom QSL-returns percentage! Another thing: Unless exception is noted in this column, do not mail foreign-bound QSLs to the ARRL QSL Bureau. Your League bureau is chartered only for the distribution of QSLs incoming from overseas and foreign sources. . . . The accuracy of the individual items to follow is by no means guaranteed, nor are they in any case necessarily "official." Garnered mainly from third-party sources, they are published here in the hope that they *may* assist someone to a fast QSL or two. W1s APA RDV UED WPO, W2s BBK GT OLU, K2JCS, W4s AUL CBQ QCW TFB, W5UUK, W6ZZ, W8s KAK YTN, W9s CFT ED TRD, W0VFM, F7ER, EDR, OVSU, NNRC, NCDXC, SCDXC, WGDXC and WIA deserve your gratitude for these:

CM2ZZ, A. Noble, Calle 14, 727 Almendares, Havana, Cuba. . . . CO1AF, A. F. Gonzales, Apartado 38, Artemisa, Cuba. . . . CR6AT, P. O. Box 1454, Luanda, Angola. . . . DU9WX, Box 12, Iligan City, P. I. . . . ET2TV, c/o Kaguen Station, Asmara, Eritrea. . . . FB8BC, Box 587, Tananarive, Madagascar. . . . FB8BP, J. de St. Amand, 143 Avenue Foch, Tananarive, Madagascar. . . . FY7YE (QSL via W4ML) . . . HI6EC (QSL via CM9AA) . . . HK1GO, Box 342, Baranquilla, Colombia. . . . ex-HR1FV, F. H. Vogel, ZP5TB, U. S. Embassy, Asuncion, Paraguay. . . . KG4AG, G. Hodges, Navy 115, Box 41, FPO, New York, N. Y. . . . KP4ZW, Box 120, Ramey AFB, Puerto Rico. . . . KP6AK (QSL via KHG0) . . . KV4BK, P. O. Box 618, Christiansted, V. I. . . . LU2RD, F. Medina, B. Belgrano 553, Catamarca, Argentina. . . . LU3TB, P. F. Altamirano, Ave. 17 de Octubre, 319 L. o. A., San Salvador de Jujuy, Argentina. . . . LU6JF (QSL via RCA) . . . LU9SA, A. Nomicarios, Dest. Aeronautico, Chemical (La Rioja), Argentina. . . . LU9ZE (QSL via LUSFP) . . . ex-MD5SX, R. H. Taylor, 63KAP, 45 Albert Rd., Deal, Kent, England. . . . ex-MF2AG, G3KEI, 1 Hq. Sig. Troop, Wilton Pk., Beaconsfield, Bucks., England. . . . MP4QAL, F. Walshe, Decca Navigator, Shell Oil Co., Dohah, Qatar, Persian Gulf. . . . ex-OX3BA, A. Barsted, Boulevarden 23, Aalborg, Denmark. . . . OX3PW (QSL via EDR) . . . ex-OX3RD, V. Hansen, Baggesens Alle 91, Esbjerg, Denmark. . . . OZ60J (QSL via EDR) . . . PJ2BA, P. O. Box 383, Curacao, N.W.I. . . . PJ2MA (QSL to PJ2AA) . . . PZ1QM, P. O. Box 631, Paramaribo, Surinam. . . . SU1AS, Ahmed S. El Gawaherji, Box 2034, Cairo, Egypt. . . . SU1IC, Ibrahim M. Charny, 1 Mohamet Pasha Shukri St., El Aguz, Giza, Egypt. . . . SV0WU, Hq. JUSMAGG, APO 206, New York, N. Y. . . . TG9VS, P. O. Box 115, Guatemala City, Guatemala. . . . ex-VK9GW, G. A. Warner, c/o OTC, Bringley, N. S. W., Australia. . . . VK9RM, P. Mongries, Wau, T. N. G. . . . VK9VG, c/o Dept. of Posts and Telegraphs, Lae, T. N. G. . . . VK9VW, G. Stobie, c/o P. O., Port Moresby, P. T. . . . VK9WK, c/o RTC, Madang, T. N. G. . . . VK9XK (QSL via VK3XK) . . . VP2KF, P. O. Box 182, St. Kitts, Leeward, B. W. I. . . . VP2VA, I. Humphries, Tortola, British Virgin Islands, B. W. I. . . . VP3VN, 9 Howes St., Georgetown, British Guiana. . . . ex-VP8AO, J. Lenton, 34 Lynwood Ave., Luton, Bucks., England. . . . VQ4RT, Box 61, Nairobi, Kenya. . . . VS1GN, 1925864 SAC Stone, Singapore Signals Center, RAF Changi, Singapore 17, Malaya. . . . YU1GM, R. W. Thompson, Philco Techrep, c/o U. S. Embassy, Belgrade, Yugoslavia. . . . ex-ZB1DM (QSL to W1RFZ) . . . ZB1JRK (QSL via ZB1E) . . . ex-ZC4FB (QSL via G3ATU) . . .

ZC6UNJ, Box 490, Jerusalem via Israel ZD3A, Box 285, Bathurst, Gambia ZD9AC (QSL via SARL) ex-ZL1AIO, B. Bellringer, G3JYF, 14 Green Lane, Redruth, Cornwall, England ex-ZS1RG (QSL to G6UT) 3V8BL, Box 747, Tunis, Tunisia 4S7YL (QSL via W5EFC).

Whence:

Asia — From the pen of Asian airman XZZOM: "Regarding W DX, W6s frequently are heard, but very few W1s and W6s. VE/VOs are so rare I wonder if they are on the air!" Mike lists XZ2s EM KN ST and SY as other currently active Burmese amateurs HZ1AB reports a surprising lack of W5 W6 and W7 signals during the ARRL DX Test but other U. S. call areas were breaking through consistently. Ron has trouble loading some of the various antennae he rigs up, for the HZ1AB stock of antenna-coupler components is quite limited. . . . Japan's International DX League lost its headquarters by fire but pluckily plugs on. 1DXL issues several DX certificate awards that may be of interest to wallpaper hunters. For information on same write the organization at Box 56, Central P. O., Kyoto. . . . An intriguing tidbit from the pages of *Zero-Beat*, organ of the Hampden County (Conn.) Radio Association: "W1YCG hopes to operate from Afghanistan if permission can be obtained. Will be using a Viking Adventurer for both c.w. and 'phone. Start listening around July 1st." WGDXC Asiatic gleanings: G3FQX heads for a ZC4 session. . . . VS9XZ has been operated by ex-SU5XZ. . . . MP4BBS (G8RP) does shipboard hamming off Bahrain island with a BC-610.

Africa — After six months at the key of ZS1RG, G6UT finds 100-plus ARRL DXCC List countries in his log. OT St. Johnston now is back in the U. K. picking up where he left off on the G6UT DX trail W7PCZ was EL2X's 18th state after a year of WAS effort. EL2X now has a DX tally close to the 200-country mark. . . . EL5B (ex-DL3WH) finds the fishin' easier with his present call sign, although he did all right in Germany, too. . . . There are gratifying signs that Egypt is taking a more tolerant view toward amateur radio. Several official licenses now appear to exist. . . . CN8ML, a Swiss in Morocco, especially likes to rag-chew with W4s because he spent considerable time in Floridian environments. . . . Club African comments, *SCDXC*: One ZD3ES soon should be available. . . . FL8AI often is heard by EL2X but no answers result. *WGDXC*: F18AE's inactivity is the result of illness but Marcel still had hopes of doing 100-watt business on several DX bands before leaving the 'Roons.


Oceania — No U. S. amateur yet has collected the NZART (New Zealand) WAZL award. G6BS turned the trick, though, so it is possible. W0IUB stands ready to provide information on WAZL and all interested North American DXers are invited to apply. . . . The scarcity of VK2s in the 1955 ARRL DX Test was caused by serious New South Wales flood conditions, the worst in recent years. Most VK2s on the air at that time were QRL pushing emergency traffic on WIA's emergency nets. VK2WI was NCS on 3525 and 7050 kc. Favorable newspaper publicity resulted from a communications task well done. . . . Pago Pago's KS6AB is being coaxed back to 20 from his 80-meter hideout by WGDXC cohorts.

Europe — Yank-in-Yugoslavia via YU1GM reports bagging his 100th country. "Am not faring so well in the confirmations department but have caught up on my own QSLing now and am keeping it current. Those who have not received cards will eventually get them as most went through bureaus. I have worked nearly 2000 W stations and shall be switching to 15 and 10 meters as conditions improve." The YU1GM address appearing in this month's "Where" promises faster results than Bob's old via-APO listing. . . . ZB1JRK, slated to remain in Malta until August, punches out a big 25-watt signal by virtue of a 650-foot-long-wire, as noted by W2OLU. ZB1DM closed station for return to New England. . . . Albanian and Vatican State continue to be the object of Dxpeditary intentions by several well-known DXers, but so far not so good. . . . Another trophy for diploma-hunters: WAYUR (Worked All Yugoslav Republics). W1UED, who spotted it, suggests those interested write the sponsoring organization, Savez Radioamatera Jugoslavije, Trg. Republike 3/IV, Belgrade, Yugoslavia. . . . W4CBQ has it that SV0WU shortly will be heard from Rhodes. . . . European club diggings,

NCDXC: Never lose heart — W6TT just received a QSL for a 1930 QSO with SM6SB. TT was CAZ in those days. *WGDXC*: Over 1500 QSLs, 1000 from W/Ks, have been received by Monaco authorities as a result of phoney 3A2 activity. . . . Write UBA (Belgium), Post Box 634, Brussels, for information on their new WABP (Worked All Belgian Provinces) DX award. . . . ZB2s I M and O are current Gibraltar actives.

South America — When you burn up your only plate transformer in British Guiana you go off the air for a while until you (1) get it rewound, or (2) seroungue another. W0VFM reports such a revolting development at VP3VN who normally runs 40 watts to an 807 on several bands, receiving with an HQ-120. No surplus counters or supply houses down Georgetown way. . . . FY7YE closed in on the 3000-Ws milestone and has developed quite a QSL backlog. But thanks to W4ML and others, Mario's pasteboard problem rapidly nears solution. . . . WGDXC sources find that HC8GI of the Galapagos, a retired Chicagoan, settled in the islands with an 18-watt Harvey-Wells exhaler, a couple of dipoles and an XYL.

Hereabouts — VP1GG, due for QRT shortly, hopes to appear next from VR2 environs. W1HDQ hears he'll be taking a ham-band vacation until around November. . . . VP2VA, host to W2BBK's recent FPAK/VP2 DXcursion, is a retired British engineer down British Virgin Islands way. Ivan knows no c.w. but gets great kicks from 20- and 75-meter 'phone operation. VP2VA's home is powered by a battery Windecharger set-up while his ham gear runs off a 1.5-kw. 110-volt generator. . . . W0BAF contributes a brilliant color shot of his 100 hard-earned DXCC QSLs which causes Jeeves to wonder: What is more colorfully impressive than a large display of DX pasteboards? ADXC (Alaskan DX Certificate) is a new one issued by the Anchorage Amateur Radio Club, P. O. Box



"Hungarian headquarters station" HA5KBA has logged about 3000 QSOs since activating in October of last year. Its staff of several operators is hunting for the last few states needed for WAS and has worked well over 100 ARRL DXCC Countries List items. Chief op "Bandi," HA5BM, put this home-built equipment through fast paces during the 21st ARRL DX Competition recently concluded. QSLs for HA5KBA go via W3AXT who provided this photograph.

211, Anchorage, Alaska. Ten K17 confirmations, including at least one from each of the following Alaska areas, will do the job: southeastern Alaska (the area bounded by British Columbia), northern Alaska (the area north of the Arctic Circle), Aleutian Alaska (the Islands plus Kodiak), and central Alaska (what's left). Write AARC for complete rules. . . . OT DXer W4MR felt the nip of the DX Bug once more and reports similar awakenings in the shacks of local W4s AIT CS and ZH. McSwindle and W2GVZ were right! WIAPA observes that KC4AG is operated

(Continued on page 150)



Operating News



F. E. HANDY, WIBDI, Communications Mgr.
R. L. WHITE, WIWPO, Asst. Comm. Mgr., C.W
PHIL SIMMONS, WIZDP, Communications Asst.

GEORGE HART, WINJM, Natl. Emerg. Coördinator
ELLEN WHITE, WIYYM, Asst. Comm. Mgr., 'Phone
LILLIAN M. SALTER, WIZJE, Administrative Aide

Full Addresses and Proper Check Required on Originations. Ever find yourself on the delivery end and unable to do the job? All amateurs (and MARS originators too) are asked not to permit amateur traffic to start on its way by radio *unless* it can carry an adequate address to insure delivery. Each handling station should have an understanding about the check or word count before receipting (QSL) for the message! The *newcomer* is urged to study all the concise information in the League's booklet *Operating an Amateur Radio Station* relating to checking, servicing and handling messages. It's part of the tradition of amateurs that they actually can communicate, and in a responsible manner. Both old and new timers may benefit by rereading W3ECP's "Net Know-How" in March *QST*.

But let's hear from Cy Read, W9AA, who takes up this matter with Hq.: "I am still running a full head of steam about the way messages are coming through. Some addresses are 'strictly from hunger.' In this case there was no one nearer, and the NCS asked me to mail it. In due time it came back marked 'unknown' whereupon I sent out a SVC. . . . It appeared that many of the traffic stations located in small towns or at great distances don't seem to realize that any message going into a big city must have a *complete and accurate address*, if it is to get through. Get the boys to understand and insist on a proper address on every message originated, and our service will be improved. Note the check on the original message doesn't agree with the text count. . . ."

The example Cy attached was a MARS origination (Hawaii). The principle of needing more address applies to many a U. S. A. amateur radiogram. Refile procedure is given in detail, page 130, June '53 *QST*. All amateurs should refuse to start messages unless they are complete and in standard ARRL form for amateur circuits. There are more amateur nets functioning effectively to get traffic through than *ever* before. Make texts concise, address complete, with a 'phone number where feasible, and operators *should* check them carefully as to destination. Haphazard and rubber-stamp originations generally impair more than they advance the amateur traffic reputation!

How to Improve Your "Fist." Sending at home on a code practice oscillator or buzzer *in step with tape-sent transmissions* is a good way that some are overlooking to improve one's sending. You can note from page 70 in this *QST*, the days when we send practice text from

QST if you wish to try this. Experienced amateurs concede it is much easier to copy at high speed than it is to send manually *and well* even at moderate speeds. Interspersed periods of sending practice are worth while, since they buck up the ability on the receiving side too.

Smoothness in sending requires good spacing and rhythm. Newcomers: to avoid having your sending fall into the category where TEST becomes "NST" and CQ becomes "NNQ" bear in mind that by copying tape (automatic) transmissions regularly with some time spent *sending* in step with the tape, such defects can be overcome. Code then becomes most enjoyable and effective for two-way communications.

Country Considerations. What makes a country in the ARRL Countries List? Not many DXers think much about this since the standard list for reference is reprinted up-to-date in *each* January *QST*, and put out in folder form. You can mark your countries as you work them, while collecting your 100 cards to submit for DXCC. Watch *DXCC Notes* headings in *QST* for any possible list changes: such are usually additions. "How's DX?" may give you additional facts about the presence or absence of signals or countries, also "where to find" the DX reported, documenting your kind assistance. The ARRL Countries List is a yardstick for DX, the standard for use in connection with the ARRL DX Competition and the DX Century Club. But we started to tell you what's behind the list in terms of country policy.

The League Communications Department is assigned the honor and responsibility for making operator certifications and awards. A standard published list assures uniformity, and one goal for all concerned to work toward, either contestwise or for countries credits. A group of experienced staff-member licensed amateurs assist the Communications Manager in arriving at decisions through discussion and analysis of operating problems requiring administrative review. On countries the "approach to the problem" may, we think, interest you.

There are three criteria on which facts are determined in approaching any countries problem: (1) Does the area have political independence? (2) Does it have adequate geographical separation from a parent nation? (3) Does it have foreign lands in between? Of course, whatever the list permits, it is *the same* for all working to the goal. But the reason respect for our list is general is, we think, because it is progressively kept up to date as governments change; also that

any modifications only follow League inquiry and precedents and consultation with authorities such as our U. S. Department of State, Webster's *Geographical Dictionary*, and Rand McNally.

The ARRL Countries List is the guide in determining what to send us in order to qualify for the ARRL DX Century Club award. It is available to members of the League on request; ask for Operating Aid No. 7.

— F. E. H.

CODE-PRACTICE STATIONS

The following is an up-to-date list of all stations participating in the ARRL Code-Practice Program:

W1ACT, Fall River ARC, 57 Richmond St., Fall River, Mass.; 3545 kc.; Mon., Wed., Thurs. and Fri., 1900 EST; 5-7 w.p.m.

W1QZO, Harry Warner, 11 Berlin St., Wollaston, Mass.; 146.8 Mc.; Tues. through Sun., 1900 EST; 6-14 w.p.m.

W1SRB, Al Vesce, 84 N. Main St., Thompsonville, Conn.; 29.6 Mc.; Mon., Wed. and Fri., 1930 EST; beginner's speeds.

W2HEI, William Teso, Mountain Ave., Hillburn, N. Y.; 3950 kc.; Sat. and Sun., 1400 EST; 5-18 w.p.m.

K2IBC, Avenel Radio Club by W2FSL, Adolph F. Elster, 53 Commercial Ave., Avenel, N. J.; 3675 kc.; Sat., Sun. and holidays, 0730 EST; beginner's speeds.

W2NRM, Howard B. Jack, 12 Beech St., Ramsey, N. J.; 29.118 Mc. and 1880 kc.; Mon. through Fri., 0715 EST; 29.118 Mc.; Mon. and Thurs., 2200 EST; 3-8-15 w.p.m.

W3KWH, Steel City Amateur Radio Club, R.D. 5, McMichael Rd., Pittsburgh 5, Pa.; 29.108 Mc.; Wed., 2000 EST; 5-13-25 w.p.m.

W3UVD, Walter C. Downes, R.D. 2, Box 328, Jeannette, Pa.; 3585 kc.; Sun. 0930 EST, Wed. 1830 EST; 5-15 w.p.m.

W3VEJ, James M. Alcorn, 207½ Longfellow St., Vandergrift, Pa.; 7150 kc.; Mon. and Wed., 1900 EST; 5-15 w.p.m.

W4RUR, for St. Petersburg Amateur Radio Club, E. J. Blatt, 538 16th Ave. So., St. Petersburg, Fla.; 28.05 Mc.; Mon. and Wed., 1900 EST; 6-22 w.p.m.

W4ZRH, Carlton R. Commauder, 17 Joyce St., Mt. Pleasant, S. C.; 3700 kc.; Mon. through Fri., 1830 EST; 5-13 w.p.m.

W5JRV, for Galveston County Amateur Radio Club, Blanchard Boldman, 4802 Ave. Q½, Galveston, Tex.; 1882 kc.; Mon. and Fri., 1900 CST; 3-15 w.p.m.

W5USN, Dan Baird, W5SPZ, chief-in-charge, 8th Hdqtrs. USNR Radio Station, Marconi Drive and Robert E. Lee Blvd., Route 3, New Orleans 24, La.; 7100 kc.; Mon. through Fri., 1230 CST, 15 w.p.m., 7100 and 3750 kc.; Fri. through Mon., 1930 CST, 15 w.p.m.

W6JZ, Ray Cornell, 909 Curtis St., Albany 6, Calif.; 3590 kc.; Mon. Wed. and Fri., 1830 PST, 5-25 w.p.m., 1920 PST, 35-45 w.p.m. (When needed, schedule maintained by W6EFD.)

K6USN, Cmdr. J. M. McCoy, 12th Naval District Reserve Electronics Stn., Bldg. 7, Treasure Island, San Francisco, Calif.; 3590 kc.; Tues. and Thurs., 1830 PST; 5-25 w.p.m.

K7FCV, Lyle B. Clemans, CWO USAF, MARS Base Dir., Davis-Monthan AFB, Tucson, Ariz.; 3825 kc.; Tues., 1830 MST; 3-20 w.p.m.

W7FWD, O. U. Tatro, 513 N. Central, Olympia, Wash.; 3646 kc.; Mon. through Fri., 1700 PST; 4-25 w.p.m.

W8MAI, Blossomland Amateur Radio Assn., c/o W8FGB, Dean Manley, R.F.D. 1, Box 147F, St. Joseph, Mich.; 1890 kc.; Mon. through Fri., 2000 EST; 5-20 w.p.m.

W9KLD, for Kankakee County Radio Club, Don Rockwell, 685 Rutledge Ave., Kankakee, Ill.; 1895 kc.; Mon. through Sun., 1900 CST; beginner's speeds.

W9NPC, for Fox River Radio League, Lewis R. Hill, 212 N. Evanslawn Ave., Aurora, Ill.; 1810 kc.; Mon. through Sat., 1900 CST; 5-20 w.p.m.

W9UIN, Joseph H. Kadlec, 1148 Ashland Ave., Evanston, Ill.; 7240 kc.; Sat. and Sun., 0800 CST; 5-7½ w.p.m.

W0EGQ, Bob McMullin, Route 1, Lehigh, Nebr.; 3755 kc.; Mon. through Sun., 1800 CST; 5-13 w.p.m. with text from *The Braille Technical Press*. Same schedule alternated with W0LGG, Bertha V. Willits, 108 N. 19th St., Marshalltown, Iowa, with text from *QST*.

W0LQC, F. Bion McCurry, 1234 Stanford, Springfield, Mo.; 29.18 Mc.; Tues., 2130 CST; beginner's speeds.

W0ONF, for Se Kan Radio Club, Kenneth M. Parker, Box 141, Howard, Kansas; 3805.5 kc.; Mon., Wed. and Sat., 1730 CST; 3¼-15 w.p.m.

W0QDF, W. H. DuBord, 10247 Midland, Overland, Mo.; 29.6 Mc.; Mon. and Wed., 2000 CST; Mon. 5-13 w.p.m., Wed. beginner's speeds.

W0SQE, Bill Heitritter, 1114½ Virginia St., Sioux City, Iowa; 3750 kc.; Mon. through Fri., 1600 CST; 5-13 w.p.m.

FIELD DAY STATISTICS

By Roy T. Harmon, W0IUB

Field Day is the most important event of the year in amateur radio. It started in 1933 and has continued to the present day (except for the war years), and Field Day records should interest many hams. Americans seem to like records as incentives. The four-minute-mile hope kept track fans enthused for many years even though there were no milers around who could come close to it. Following this line of thought, I sat down with my *QST* back issues and figured out the postwar records for Field Day. I used numbers of contacts to determine winners, since multipliers and point systems have changed from time to time.

Some of the feats look almost impossible, while others seem like they could be beaten easily by concerted effort. One fact that surprised me was that so many of the records were set in 1949, 1950 and 1951. One would think that since Field Day popularity has always grown from year to year, all of the records would have been set in 1953 and 1954, but not so! The W6MBA mobile rig sure must be a corker, and W3JTK's outstanding work as single operator at home has stood unchallenged since 1949. And in 1951 eighty-seven ops participated at one club set-up; what a circus that must have been!

Here are the figures. Hope the hams around the country enjoy them.

Simultaneous Transmitters	Most Contacts	Call Used By Club	Year
1	594	W8B1A/8	1951
2	983	W3BES/3	1954
3	1151	W4KFC/4	1951
4	1425	W6PD/6	1954
5	1198	W4FU/4	1949
6	1434	W4FU/8	1953
7	1570	W4FU/8	1954
8	1593	W2GSA/2	1951
9	1911	W2GSA/2	1953
10	2665	W3FRY/3	1953
11	1255	W5SC/5	1954
12	1626	W1OC/1	1953

Class of Competition	Most Contacts	Call	Year
One transmitter (unit or individual), 1 op	304	W6EYH/6	1949
One transmitter (unit or individual), 2 ops	520	W6TSW/6	1953
Two transmitters (unit or individual), 2 ops	535	W6AOA/6	1951
Mobile, 1 op	277	W6MBA/6	1950
Mobile, multi-op	274	W6MBA/6	1951
Home rig on emergency power, 1 op	240	W1TIA	1952
Home rig on emergency power, multi-op	248	W2SZ	1953
Home rig on commercial mains, 1 op	406	W3JTK	1949
Home rig on commercial mains, multi-op	833	W4KFC/4	1954

Year	Number of Participants	Number of Log Entries
1946	1936	187
1947	2702	288
1948	4660	305
1949	4942	495
1950	5935	609
1951	6118	644
1952	6451	522
1953	7007	692
1954	8380	819

Largest Number of Participants:

87, Northern N. J. Radio Assn. (1951)

A.R.R.L. ACTIVITIES CALENDAR

May 7th: CP Qualifying Run — W6OWP
 May 12th: CP Qualifying Run — W1AW
 June 3rd: CP Qualifying Run — W6OWP
 June 11th-12th: V.H.F. QSO Party
 June 17th: CP Qualifying Run — W1AW
 June 25th-26th: ARRL Field Day
 July 2nd: CP Qualifying Run — W6OWP
 July 11th: CP Qualifying Run — W1AW
 July 16th-17th: CD QSO Party (c.w.)
 July 23rd-24th: CD QSO Party ('phone)
 Aug. 5th: CP Qualifying Run — W6OWP
 Aug. 16th: CP Qualifying Run — W1AW
 Sept. 3rd: CP Qualifying Run — W6OWP
 Sept. 14th: CP Qualifying Run — W1AW

CODE-PROFICIENCY PROGRAM

Twice each month special transmissions are made to enable you to qualify for the ARRL Code Proficiency Certificate. The next qualifying run from W1AW will be made on May 12th at 2130 EDST. Identical texts will be sent simultaneously by automatic transmitters on 1885, 3555, 7125, 14,100, 21,010, 52,000 and 145,600 kc. The next qualifying run from W6OWP only will be transmitted on May 7th at 2100 PDST on 3590 and 7138 kc.

Any person may apply; neither ARRL membership nor an amateur license is required. Send copies of all qualifying runs to ARRL for grading, stating the call of the station you copied. If you qualify at one of the six speeds transmitted, 10 through 35 w.p.m., you will receive a certificate. If your initial qualification is for a speed below 35 w.p.m., you may try later for endorsement stickers.

Code-practice transmissions will be made from W1AW each evening at 2130 EDST. Speeds are 15, 20, 25, 30 and 35 w.p.m. on Monday, Wednesday and Friday, and 5, 7½, 10 and 13 w.p.m. on Sunday, Tuesday, Thursday and Saturday. Approximately 10 minutes' practice is given at each speed. References to texts used on several of the transmissions are given below. These make it possible to check your copy. For practice purposes the order of words in each line of QST text sometimes is reversed.

Date Subject of Practice Text from March QST

May 3rd: *A Compact Dual Beam* . . . , p. 11
 May 6th: *Frequency Marker with 50-Kc. Intervals*, p. 14
 May 9th: *Overtone Crystals* . . . , p. 16
 May 11th: *Flexibility in the Antenna Coupler*, p. 18
 May 16th: *Low-Noise Receiver Design*, p. 20
 May 19th: *The Multimatch Antenna System*, p. 22
 May 24th: *The "Hidden Gem."* p. 24
 May 26th: *Transmitter Hunting — Seattle Style*, p. 25

BRIEF

An amateur recently wrote the ARRL Communications Department as follows: "Is it possible to obtain a duplicate A-1 Operator Club certificate? Some time ago my wife pitched mine in the alley in a fit of pique. Now my new wife might like to see how important the old boy is!" (P. S.: He got the certificate.)

W1AW SUMMER SCHEDULE

(Effective June 1, 1955)

(All times given are Eastern Daylight Saving Time)

Operating-Visiting Hours:

Monday through Friday: 1300-0100 (following day).

Saturday: 1900-0230 (Sunday). Sunday: 1500-2230.

A mimeographed local map showing how to get from main highways (or from H.Q. office) to W1AW will be sent to amateurs advising their intention to visit the station.

Official ARRL Bulletin Schedule: Bulletins containing latest information on matters of general amateur interest are transmitted on regular schedules. *Frequencies:*

C.w.: 1885, 3555, 7125, 14,100, 21,010, 52,000, 145,600 kc.

'Phone: 1885, 3945, 7255, 14,280, 21,350 kc.; 52, 145.6 Mc.

Times:

Sunday through Friday, 2000 by c.w., 2100 by 'phone.

Monday through Saturday, 2330 by 'phone, 2400 by c.w.

General Operation: Use the chart below for determining times and frequencies for W1AW general contact with any amateur. Note that since the schedule is organized in EDST, the operation between 0000 and 0100 each day will fall in the evening of the previous day in western time zones.

Code-Proficiency Program: Practice transmissions at 15, 20, 25, 30 and 35 w.p.m. on Monday, Wednesday and Friday, and at 5, 7½, 10 and 13 w.p.m. on Sunday, Tuesday, Thursday and Saturday are made on the above-listed frequencies. Code practice starts at 2130 each day. Approximately 10 minutes' practice is given at each speed. On June 17th instead of the regular code practice, W1AW will transmit a certificate qualifying run.

W1AW OPERATING NOTE

Until June 1st, when the complete W1AW Summer Schedule detailed elsewhere on these pages goes into effect, W1AW will conduct general operation as shown on the chart on page 70, Sept. 1954 QST, except that EDST instead of EST will be used. Other operation will follow the pattern set down on page 71, March 1955 QST, also in EDST instead of EST. *Exceptions:* (1) On May 12th, W1AW will transmit a Code-Proficiency Qualifying Run instead of the regular code practice. (2) On May 20th, W1AW will make a special transmission for frequency measurement instead of the regular code practice. (3) W1AW will be closed from 2230 EDST May 29th, until 1500 EDST May 31st, in observance of Memorial Day.

W1AW GENERAL-CONTACT SCHEDULE

(In Effect June 1, 1955)

W1AW welcomes calls from any amateur station. Starting June 1st, W1AW will listen for calls in accordance with the following time-frequency chart.

Time (EDST)	Sunday	Monday	Tuesday	Wednesday	Thursday	Friday	Saturday
0000-0100 ¹	3555 ³	3945	7125 ³
1300-1400 ²	21/28 Mc.	21/28 Mc.	21/28 Mc.	21/28 Mc.	21/28 Mc.
1500-1600	7125	14,100	7255	14,100	7125
1600-1700	14,280	7125	14,100	14,280	14,100
1800-1900	14,280	14,280	14,280	14,100	7255
1900-1930	7255	21,010	14,280
1930-2000	14,100	3555	14,280
2000-2030 ¹	14,280	3555 ³	14,100	14,100	7125 ³	14,100
2030-2100	14,280	3555	14,100	14,100	7125
2100-2130 ¹	145.6 Mc.	21,350	145.6 Mc.	52 Mc.	21,350
2230-2300	1885	1885
2300-2330	3555	3945
2330-2400 ¹	3945	7255	3945	7255	3945

¹ Starting time is approximate. General-contact period on stated frequency begins immediately following transmission of Official Bulletin, on c.w. at 0000 and 2000, on 'phone at 2100 and 2330.

² Operation will be on 21,010, 21,350, 28,060 or 29,000 kc., depending on band and other conditions.

³ W1AW will listen for Novice Class licensees on the Novice portion of this band before looking for other contacts.



With the AREC

Having just finished compiling some figures based on 169 EC annual reports received (10 per cent of all ECs), we thought you might be interested in some of the statistics and estimates derived therefrom. We'll present these in expository fashion, so you won't have to try to interpret from tables.

First of all, let us note the percentage of EC annual reports received — 10 per cent. Not too good, is it? Yes, we know that being an EC has a lot of work connected with it, and to a person not too fond of paper work (and who is?) it seems as though Headquarters or the SEC or someone is constantly badgering ECs for reports. Actually, all we ask is a Form 5 (post-card size) once a month to the SEC and a one-page group of figures once a year. From these, we can glean some well-educated national estimates, since 100 per cent response is unthinkable.

You see, we use these data; we're not just trying to make you work for nothing. Once each month we summarize SEC reports (which are based on your monthly Form 5 reports to the SEC), and once each year we summarize EC annual reports and make estimates of national totals based on this. Naturally, the larger the percentage of reports received, the more accurate our estimates will be. However, based on the 10 per cent received this year, here's about what the AREC looks like nationally.

We have about 40,000 AREC members, of which 75 per cent are full members. Almost 13,000 of these are "signed up in RACES," by which they probably mean they are enrolled in local, regional or state civil defense communications with RACES in mind, whether or not they are RACES-authorized. There are about 780 existing RACES plans within the AREC structure, not all approved by FCCDA and FCC as yet. Most AREC members continue to operate on the 28-Mc. band (over 20,000), but 3.5-Mc. c.w., 3.8-Mc. 'phone and 7 Mc. also have strong followings — and of course most of them operate regularly on more than one band. Six and two meters have shown great increase in popularity, however.

The AREC has an estimated 17,000 mobile units in operation. Ten meters is still the most popular band for mobile emergency communication, followed by 80/75 meters, 2 meters and "other" bands, in that order. However, since the 1953 year end, the greatest percentage increase in mobile emergency operation has been on two meters. The increase on ten meters has been slight.

Nearly all estimates are up from last year, an indication that amateur interest in emergency work is still on the increase, probably a result of the impact of civil defense. Our estimates show a decline in the number of fixed stations having emergency power available, and declines in the number of AREC members using 80 c.w., 75 'phone and two meters (although mobile operation on 2 shows a large increase).

Interesting? We thought so, and encouraging, too. How accurate are these estimates? Just exactly as accurate as a 10 per cent response in reporting will allow.

Fellows, how about putting *dates* on the emergencies, drills and tests you tell us about? We had reports on four different emergencies lined up this month that had to be

◆
This is the Queens County RACES Control Center in New York, in action during the RACES-AREC drill held on February 14. On the left, standing, is Bob Link, W2VKF, RACES Radio Supervisor for the city, and ARRL Emergency Coördinator, explaining the setup to Ben Hamilton, W6VFT, visiting RO and EC from San Diego, Calif.

◆

shelved because there was no hint as to *when* the emergency occurred. The date of a blizzard, tornado, fire or other memorable local occurrence might be well known to you, but chances are we never heard about it — so *date your emergencies*, will ya, huh?

◆◆◆◆◆
W5ZU calls our attention to an emergency operation which occurred last year that never got written up, except in his SCM column. We think it should be recorded in this column. It seems that last October 6th, 7th, 8th they had quite a flood in the Roswell-Dexter-Hagerman-Artesia-Carlsbad region of New Mexico when seven inches of rainfall within 48 hours sent the Hondo and Pecos Rivers on a rampage. Roswell amateurs W5s BZA, BZB, KKG, TBP, WPA, YFN, YUM, YWU, ZM, ZU gathered on 3838 kc. while mobiles W5s BZA, BZB, WPA, YUM visited the flood area and relayed reports. Once the situation was "eased," a few stations stayed on hand all night while the rest got some sleep. During the night, W5WPA participated in the rescue of a truck and workers at the Hondo Dam, west of Roswell. At 0630 on the 7th, W5ZU fired up as control station with W5s ARD, CXC, EFT, PSP, UTS, QKA, RNG, YAS, ZCG, AHQ, FAB, PGJ, RZS, TDB, UP in the net, in addition to those on the previous night. Emergency work conducted included: (1) Assistance to Southern Union Gas Company in coördinating work on an eight-inch gas main crossing the Felix River north of Hagerman (mobiles W5s CXC, BZA, BZB, WPA, and fixed stations W5s AK, YAS, PSP). (2) An emergency call for boats to be furnished by the National Guard was coördinated by W5s BZA, CXC and AK, and later rescue of a man on an overturned boat was coördinated by W5s AK, ARD, CXC. (3) Communications for radio station KSVP, which had to leave the air; CAA was notified that tower lights were off (W5PSP and W5ZU). (4) Reports on flood conditions were relayed up and down the valley. (5) W5UP stood by at National Guard Headquarters in Roswell to link units in Dexter and Hagerman areas. (6) W5BZA, BZB mobile encountered extremely high water between Dexter and Roswell; as a result, the road was closed to traffic. (7) Railroad tracks were washed out near Dexter, W5BZB reporting same to the Santa Fe Railroad office. (8) Because of the loss of life and number of missing persons, many welfare messages were handled in the 3838-ke. network.

— W5ZU, SCM New Mexico

◆◆◆◆◆
On January 14th, an Air Force C-45 ran out of fuel 20 miles northwest of Austin, Texas. Upon hearing the engines quit as the plane passed overhead, W5YYM contacted W5TFY in Austin and set the Austin Emergency Net in operation on 29.2 Mc. A few 'phone calls indicated the authorities knew the plane was down, but had no idea where. W5YYM soon located the airplane on a ranch about



a mile from the nearest road. Doctors and ambulances were ordered and the CAA, Texas Department of Public Safety and Sheriff's department were notified. Mobiles W5s KNM PRO QZJ left immediately for Lake Travis to aid in the search for a crew member who bailed out and was missing. For the first 30 minutes YYM/m was the sole means of communications between the scene of the crash and the state police and other authorities. Much traffic was handled concerning directions to the scene of the crash, medical aid, etc. The missing crewman was found by a ranch hand so all mobile units except YYM returned to Austin by 2030. The net closed down at 2115. Mobile units participating were W5s FXN EHD QZJ PRO. W5TFY was NCS. — W5TFY.

Amateurs in Paterson, N. J., assisted police in solving some mysterious crimes during 1954. EC W2ESW was contacted by the civil defense director, at the request of police, and 21 amateurs set up a net on two meters, with a



Three amateurs who assisted the Illinois Central Railroad during the ice storm last December received citations from the railroad on March 2nd. Shown holding their medals are, left to right, W9PQS, W9KXN and W9PEK. W9KRH was also cited.

control station at police headquarters in charge of KN2CYZ. Each car was assigned a "beat" in the neighborhood where the assailant was known to be operating. The patrol started at 0100 and continued until 0530. This continued for four months, but no further attacks were made. However, on October 14th at 0347 one of the cars (W2ZOE with KN2JCR) reported a suspicious character on one of the streets in the area, and he was picked up by police. His retention resulted in eventual arrest and the solving of a number of previously-unsolved robberies. This continuing patrol in cooperation with Paterson police was conducted by the following amateurs: W2s ESW GQD ZOE NEZ GLO MIU NPT ESC KXR FLQ WBY EHM, K2s CMB GYH CVR EIZ, KN2s JCR IPF IEY IDH CYZ. Thanks to Mr. Arthur Donnelly, a Paterson *Morning Call* police reporter, for this report.

Members of the American Legion Amateur Radio Net and the Lancaster, Calif., AREC and Civil Defense collaborated in assisting search operations for a crashed jet plane on January 13th. Search was conducted from 1900 to 0500 the next day using the 10 meter c.d. frequency, but distances proved too great and the search was reorganized using 75 meters. Here the situation was just the opposite, with long skip making multiple relays necessary. W6EJU's portable emergency trailer was set up as control station, with one relay via W6OLG. W6EJU, K6ARY and K6FCZ operated the control station. Amateurs were responsible for finding the pilot's body and unopened parachute, first reports of this coming from W6PIQ. W6WJF says that training in traffic handling showed up clearly in all operations. Other amateurs reported to have participated in this emergency include K6s HWB DBH GZZ AJN BNS and W6GRO.

Reportwise, we started the new year with a bang, as 17 SECs submitted monthly reports, representing 3878

AREC members. This beats January of 1954 and 1953 both in reports and coverage, and also ties January of 1953 in reports, so we're off to a flying start. Let's keep those reports coming in! Initial reporting sections: Minn., Wash., Maritime, Tenn., W. N. Y., W. Fla., N. Y. C.-L. I., Ga., Ky., E. Fla., Ala., East Bay, San Joaquin Valley, La., Wis., Colo., Ont. Thanks, fellows, for your support. Now how about you other 56 SECs?

RACES News

A good many RACES organizers have written us for "the latest dope on RACES," or information on how to organize RACES. These are pretty general requests, and they usually get pretty general answers. Just in case you are contemplating asking us the same sort of questions, here are some answers:

1) There is a brief breakdown on how to organize RACES in our booklet "Emergency Communications," distributed free of charge to all AREC members. If you'd like a copy, just ask for it.

2) The complete RACES regulations are included in any recent edition of *The Radio Amateur's License Manual*, available from ARRL for fifty cents. Or, if you're interested only in the RACES regulations, your best bet is to write to the Superintendent of Documents, Government Printing Office, Washington, and ask for Part 12, FCC Regulations, Rules Governing the Amateur Service. It'll cost you twenty cents a copy.

3) Three articles on the subject of RACES were written in 1953, and most of the information therein still applies. In any event, it's good background. Read "The Radio Amateur Civil Emergency Service" in three parts, in March, April and May 1953 *QST*. Other articles on RACES have appeared in 1953 *QSTs* for Jan., Feb., July, Sept., and 1954 *QSTs* for Feb., Apr., July, Aug., Sept., Nov., and Dec.

4) If you have any specific questions or problems, write and tell us about them. We'll try to help you.

FCDA now will approve for matching funds civil defense equipment installed in private cars provided title remains with the state or political subdivision. So if you've been held up in getting that mobile rig installed for civil defense because you think you can't get matching funds for installation in private cars, now you can go to it. Reference is FCDA Memorandum COMM-2.

Speaking of matching funds, there still seems to be some confusion regarding the term "FCDA approval" as it applies to RACES equipment. Such approval has to do only with matching funds, and admittedly the FCDA specs are high. If your civil defense people want to pay the whole price (and this is invariably considerably less than you would have to pay for gear that does meet FCDA specs), any type of amateur equipment is permissible, provided it complies with FCC regulations.

What's new in your RACES outfit? Got any hot ideas you'd like to share with the rest of the amateur world? How about gimmicks for recruiting, training, getting results in drills, building gear, etc.? Come on, you RACES enthusiasts, give!

NATIONAL CALLING AND EMERGENCY FREQUENCIES (kc.)

C. W.		'PHONE	
3550	14,050	3875	14,225
7100	21,050	7250	21,400
28,100		29,640	

During periods of communications emergency these channels will be monitored for emergency traffic. At other times, these frequencies can be used as general calling frequencies to expedite general traffic movement between amateur stations. Emergency traffic has precedence. After contact has been made the frequency should be vacated immediately to accommodate other callers.

The following are the National Calling and Emergency Frequencies for Canada: c.w. — 3535, 7050 14,060; 'phone — 3765, 14,160, 23,250 kc.

TRAFFIC TOPICS

Someone reminded us that we have never printed a picture of our BPL Traffic Medallion, authorized by the Board of Directors at its 1954 meeting. Most of you traffic men (and gals) who have been working so hard to get this award don't even know what it looks like. So here it is, about twice actual size. Purty, ain't it?



How do you get it? Well, it's easy — all you have to do is to make BPL three times since June 1, 1954. After your third BPL is printed in *QST*, we send you a little card that says you handled all that traffic by yourself, at your own station, on amateur frequencies, in standard ARRL form. You sign this card, send it back to us, and we send you the medallion.

You only get one medallion, so take care of it. We're not going to send you one for each three times you make the BPL. Wear it on your watch chain, or as a necklace ornament, and wear it proudly at club meetings, conventions, or other amateur gatherings. It's a mark of distinction, like a Phi Beta Kappa key.

Miscellaneous net reports: (1) The Early Bird Net traffic count for February was 782. (2) The Transcontinental Relay Net had 28 sessions, traffic total of 1230, participation by seven stations. (3) The North Texas-Oklahoma Section Net had 28 sessions, 923 check-ins, 333 messages handled. (4) The First Call Area of the Transcontinental Phone Net registered 674 message counts with 14 stations participating. (5) The College Net met 8 times, was attended by 56 different stations, handled 113 messages.

National Traffic System. We have just completed compilation of some NTS 1954 statistics, which might be of interest. NTS nets reported 9642 sessions in 1954, handled 106,904 messages. We received 285 reports altogether, about half of them reports of section nets, the rest regional and area. About 25 per cent of the reported NTS traffic total for the year was reported by section nets. Kudos to the managers of 1RN, 4RN, 8RN, EAN and CAN for a 100 per cent reporting job during 1954. RN6, 9RN, TEN, TRN and PAN also reported every month, but data on the report were incomplete or not properly executed through misunderstanding. This makes ten of the 14 NTS nets at regional and area level turning in reports every month during 1954. A very wonderful reporting record, gang. We dream of 1955 and a perfect record. Yes, we said "dream."

The Tenth Regional Net handled by far the greatest amount of traffic (21,972) during the year, with 9RN second with less than half as much (7822). Much of this traffic, in both cases, was "through" traffic not ordinarily handled at regional level, although 9RN returned to a strictly regional function with its separation from TLJ in April. Among the remaining regional nets, RN6 was high with 4501, followed closely by RN5 with 3874 and 4RN with 3765. The three area nets were very close, with PAN tops at 9506, followed by EAN with 8109 and CAN at 7715.

All in all, a very good NTS year, showing a continued increase in interest and activity. Of course we can't show an increase forever, but we think still more progress can be made before we reach a peak. Let each NTS net endeavor to do its share to account for an even better showing in the year 1955.

February reports:

Net	Ses- sions	Traffic	Rate	Aver- age	Repre- sentation
1RN	24	300	0.51	12.5	91%
2RN	48	275	0.65	5.7	100
4RN	21	155	0.31	7.4	38
RN5	44	640	0.93	14.5	61
RN7	45	148		3.3	37
8RN	37	259		7	85
TRN	35	131	0.59	3.8	82
EAN	24	728	0.95	30.3	97
CAN	20	788	1.01	39.4	98
PAN	24	853	1.04	35.6	100
Sections*	549	3713			
TCC Central		360			

Summary	871	8350	PAN	9.6	2RN/ PAN
Record	871	10,670		19.1	

Late reports:

TEN (Jan.)	68	1886	27.7	63%
------------	----	------	------	-----

* Section nets reported: NLI (N.Y.C.-L.I.); QKN, QKS & QKS-SS (Kans.); NEB (Nehr.); CN & MCN (Conn.); TLON (Iowa); AENB & AENP (Ala.); MON (Mo.); WVN (W.Va.); Tenn. Regular & Tenn. Early; NTX (No. Tex.); KYN (Ky.); Minn. Sect. & Minn. Phone; WSN (Wash.); QMN (Mich.).

At the time this copy was being written, reports were missing from 3RN, RNC, 9RN, TEN and two TCC directors — just after we got through bragging above about the reporting record for 1954. No doubt some of them will be coming through late, and whether or not we can get them into the copy remains to be seen. NCSs can help their net managers to report on time by reporting their session figures to him promptly. Depend on your report not making *QST* unless received here by the fifteenth of the month, even though we can sometimes squeeze it in late; because sometimes we can't.

W1BVR is proud of the fine work being done by his 1RN gang. All section nets reported 100 per cent in 2RN. Negotiations are about completed for a new 3RN manager. Representation on 4RN is needed from C. Z. and West Indies; any help from down there? RN5 net certificates have been issued to W5GVS and W4UHA. RN7 still needs



A few of the Minn. Section Net gang got together in W0KJZ's shack for the above snapshot. That's Lydia, W0KJZ, in front, while gathered about her from left to right are W0DQL (TEN Manager), W0CGK, W0OMC and W0TKX. Lydia is manager of the Minn. Junior Net.

representation from Saskatchewan and Alaska, both zero for February; several other sections have been spotty, mostly represented by only one or two stations. W8DSX has designated W8JWX assistant 8RN manager for West Virginia. We should be able to announce new managers for 3RN, RN6 and PAN in the near future.

TCC news: W6QPY got himself married and has dropped out of TCC temporarily. W6PKL and VE7QC have combined to take over his many functions. W0BDR, W0SCA and W0JUIJ are performing all the functions in Central Area TCC. Some "night owls" are needed for a late-hour (0030 EST) function in Eastern Area TCC, on Monday, Wednesday, and Saturday; contact W8UPB.

SECOND ANNIVERSARY RADIOTELETYPE SS

The RTTY Society of Southern California announces final results of the RTTY SS, held the week end of February 20th. Ninety-four stations in thirty-two ARRL sections were reported active, with W2BDI (S.N.J.), W8ZM (Mich.) and W3PYW (Md.-Del.-D. C.) turning in the top scores. The following tabulation lists call, score and number of sections worked:

W2BDI.....	2800-24	W5HZF.....	520-13
W8ZM.....	2600-20	W9ZBK.....	515-12
W3PYW.....	2520-24	W6OWP.....	456-
W8BI.....	2318-19	W7CO.....	405-15
W6CG.....	2080-20	W8JV.....	398-11
W6AEE.....	2000-20	W1RBF.....	370-10
W9BP.....	1840-23	W3UWM.....	360-12
W7LPM.....	1780-20	W1AW.....	341-11
W9TCJ.....	1760-20	K17CK.....	270- 9
W8MHD.....	1722-21	W6JUE.....	270- 8
W6MTH.....	1566- 18	W6ZBV.....	145-
W8CR.....	1134-14	W5MYI.....	144-
W6IZJ.....	1030- 15	W9LDH.....	64-
W6LDF.....	1062-18	W6GGG.....	40- 4
W2TKO.....	1020-15	VE3GL.....	32- 4
W7PQJ.....	800-16	W4ZPZ.....	18-
W6ZNU.....	728-14	W7CGA.....	16- 2
W1FGL.....	720-12	W6OLC.....	16- 2
W3KYR.....	715-13	W9QM.....	8- 2
W3LMC.....	636-12	W9BHI.....	6- 2
W1BGW.....	546-13	W5ENH.....	2- 1
W1BDI.....	533-13	W2SKK.....	2- 1
W7NVY.....	531- 9		

Besides the stations whose scores are reported above, the following are known to have taken part: W2s JAV PAT PAU PTW, W3CRO, W5BFX, W6s BNB CMQ DOH EGZ EV FLW KMT MZO NCO NPB NWM PNW SCQ VIH, K6s BTH BWJ, W7s LU PVE, W8s BYB DVL HP KFA LLL, W9s AKM BGC DRW DW GRW GVN JBH LLX NRC SPT UAU VOK, VE2ATC.

SUPPLEMENT TO NET DIRECTORY

The following list of nets will supplement and correct the listings on page 78, Nov. 1954 *QST*; page 74, January *QST*; and page 75, March *QST*. This list brings the record up to date as of March 18, 1955, and may be used to correct the cross-indexed master multilithed net directory.

An asterisk (*) indicates correction from previous listing in November, January or March *QST*. This is the final *QST* net supplement prior to fall re-registration of all nets.

Name of Net	Freq.	Time	Days
Ala. Emerg. Net (*Phone)	3955	1800 CST	Daily
(AENP)*	0800	CST	Sun.
Birmingham Emerg. Net	29,560	1300 CST	Sun.
(AENR)		1900 CST	Thu.
Chattahoochee Valley Emerg. Net	3910	1330 CST	Sun.
Frie Co. (N. Y.) Civil Defense Amateur Radio Net	50,600	1930 EST	1/3 Thu.
	53,580		
	145,200		
	145,320		
	145,440		
	147,000		
	147,120		
Gadsden (Ala.) Emerg. Net	29,560	1900 CST	Wed.
GAS Emerg. Net (Fla.)	29,000	1930 EST	1/15 ea mo.
Huntsville (Ala.) Emerg. Net	3825	1400 CST	Sun.
Kalamazoo Amateur Radio Club Emerg. Ten-Meter Net	29,600	2000 EST	Wed.
Kankakee Co. (Ill.) C.D. Net	145,800	1900 CST	Tue., Thu.
Kansas Novice Net (QKN)	3735	1400 CST	Sun.
Key West Emerg. Phone Net	29,080	1930 EST	Wed.
Mobile Amateur Radio Club Net (Ind.)*	29,493	1930 CST	Mon., Wed., Fri.
Mohawk Hudson Training Net	3716	1300 EST	Sat.
N. Y. Slow-Speed Traffic Net (NYSS)*	3595	1730 EST	Mon.-Sat.
Newfoundland Net	3750	1900 NST	Daily
North East Texas Emerg. Phone Net	3970	0800 CST	Sun.
Northland Net (Que.)*	3675	1900 EST	Mon.
	3755	1915 EST	Wed.

Nutley (N. J.) Radio Club	29,400	1230 EST	Sun.
Phone Net			
Palmetto Net (Fla.)*	3675	1830 EST	Mon.-Sat.
The Prep. School Net*	3895	1400 EST	Wed.
Slow-Speed Net (SSN)	3685	0930 EST	Sun.
South La. Emerg. AREC net.	3830	0800 CST	Sun.
South Texas Emerg. Net (c.w.)	3780	1930 CST	Mon.
Teenage Net (TAN)*	3630	1815 EST	Daily
Teen-Ager's Net (TAN)	3815	1600 EST	Mon.-Fri.
Texas Novice Traffic Net	7191	1900 CST	Tue.
Tropical Phone Trf-Net* (TPTN)	3945	1730 EST	Daily
Upper Peninsula Net (Mich.)	3930	1900 EST	Sun.
Wash. Amateur Radio Traffic System (WARTS)	3970	1800 PST	Mon.-Sat.

BRIEF

On June 3, 4 and 5, K2ITG/2 plans operation from the Adirondack Council Camporee, Meacham Lake, N. Y. Command equipment will be operated from a gas-powered supply using 75 meters and other bands.

BRASS POUNDERS LEAGUE

Winners of BPL Certificates for February traffic:

Call	Orig.	Recd.	Rel.	Del.	Total
W3WIT.....	68	860	789	49	1766
W0BJR.....	16	725	701	17	1459
W3CUL.....	73	697	531	185	1456
W9JLJ.....	19	680	635	70	1404
W9SCA.....	25	607	533	0	1225
W4PL.....	4	600	568	24	1198
W6SWP.....	58	528	460	65	1111
W9DO.....	23	512	486	49	1070
W0CPI.....	7	513	473	40	1033
W2KEB.....	35	515	246	141	937
W4PC.....	10	444	430	10	894
W7PGY.....	24	431	402	29	886
K5FFB.....	102	333	389	46	870
W7BA.....	13	407	396	9	825
W4YIP/6.....	3	513	175	125	818
W9NZZ.....	227	260	1	258	748
W7FE.....	27	382	308	56	727
W4TYE.....	1	339	339	0	679
W8GBF.....	28	19	287	308	642
W2KFF.....	16	360	190	70	636
W5MN.....	12	313	264	42	631
W6YDK.....	25	248	260	38	621
W4COH.....	12	298	281	11	602
K2JBS.....	22	285	269	25	601
W6BSD.....	11	294	280	14	599
W4YIT.....	8	289	278	10	585
W8FYO.....	7	289	272	61	582
W9RUE.....	22	311	172	63	568
W7VAZ.....	5	279	267	12	563
W4OGG.....	16	250	270	15	551
W3WV.....	19	285	199	36	539
W7AFP.....	7	263	262	1	533
W4EJU.....	8	259	219	40	526
W9PT.....	3	315	205	0	521
W6VHM.....	10	255	224	31	520
W4HKK.....	2	257	245	12	516
K2CGP.....	35	240	217	15	507
W2LJP.....	11	240	223	28	502
Late Reports:					
K6WVZ (Jan.).....	25	460	440	20	945
W4EJU (Nov.).....	12	256	153	103	524

More-Than-One-Operator Stations

Call	Orta.	Recd.	Rel.	Del.	Total
W61AB.....	46	1642	1524	138	3350
K4FDY.....	15	712	418	13	1158
K4ZGE.....	116	383	309	74	882
K6WAY.....	52	395	401	10	858
K0WBIS.....	12	403	370	36	821
K4ZAK.....	100	306	280	26	712
K4WAR.....	96	305	284	21	706
K9FCA.....	92	219	358	13	682
K6FDG.....	208	157	82	75	522
Late Report:					
K4LJ.....	523	251	149	102	1025

BPL for 100 or more originations-plus deliveries:

W4CFJ.....	180	W0LJW.....	125	K4FET.....	111
W4HDR.....	180	W1UKO.....	123	W0KQD.....	105
W4KKW.....	175	W7MWR.....	117	W9AA.....	104
K4WBG.....	148	W8DAE.....	116	W4UHA.....	103
K4ZIG.....	139	W3RV.....	111		

More-Than-One-Operator Stations

W4SKH/4.....	101	K3WBJ.....	100
--------------	-----	------------	-----

BPL medallions (see Aug. 1954 *QST*, p. 64) have been awarded to the following amateurs since last month's listing: W8ARO, W0N1Y.

The BPL is open to all amateurs in the United States, Canada, Cuba, and U. S. Possessions who report to their SCM a message total of 500 or more, or 100 or more originations-plus-deliveries for any calendar month. All messages must be handled on amateur frequencies, within 48 hours of receipt, in standard ARRL form.

Station Activities

• All operating amateurs are invited to report to the SCM on the first of each month, covering station activities for the preceding month. Radio Club news is also desired by SCMs for inclusion in these columns. The addresses of all SCMs will be found on page 6.

ATLANTIC DIVISION

EASTERN PENNSYLVANIA — SCM, W. H. Wland, W3BIP — SEC: IGW, RM: AXA, PAM: PYF, E. Pa. Nets: 3610, 3850 kc. The West Philadelphia RA held its annual Dinner Party Feb. 22nd. The club wishes to thank 14VB, OWK, and WN3ZLA for a very fine banquet. The York Road RC, now 105 members strong, meets on the 1st and 3rd Tue. of each month in Elkins Park at 8:15 p.m. Visitors are invited. The club station, RDM, is net control for its 2-meter net in session every Sun. evening at 9:30 p.m. on 146.25 Mc. All hams in the Philadelphia Area are invited to check in. VMJ reports the club is all set for Field Day, JNQ, NNV, and YOI are newly-appointed OOs, while ZSH is now OES. TYW has a new ground plane working on 15 meters and ZLI is building a beam for the same band. AZZ, ex-K6GHL, now on his way back to Germany, is looking forward to a DL4 call. KACG is back on the air moving to a new QTH. VVV/WUE, an XYL/OM combination, currently active on the PFM, is sporting a new Viking KW. We're pleased to report QGI is back on the air after six weeks in the hospital. OZV is looking for more traffic. UOE is up to 43 countries on 80 meters using his 807s but still needs Asia to make WAC on that band. DUI raises a good question. Are we going to have another picnic this year? Let's plan for it now and announce the date and place in this column. NNV reports his two sons, WNS 3AQI and AQM, are soon to be transferred to Kelly AFB. EAN keeps in touch with his Dad in Miami Beach on 20 and 40 meters. ZBD is a newcomer to the traffic business and the only c.w. outlet for Reading in many a year. The FPA Net welcomes your presence. OM. ABT reports better luck in hearing DX since tuning the receiving antenna. The most recent Novice station to report is WN3BFM. Welcome. OM. Traffic: (Feb.) W3CUL 1456, OK 124, TEJ 91, WGE 66, DUI 65, VVV 58, GES 56, OZV 55, MWL 50, UOE 38, BFF 31, PYF 27, ELI 20, QLZ 17, PYY 7, VPY 7, ZBD 6, JNQ 5, ADE 2. (Jan.) W3MWL 39, ABT 2.

MARYLAND-DELAWARE-DISTRICT OF COLUMBIA — SCM, Arthur W. Plummer, W3EQK — On a recent Sat. at 6:30 p.m. approximately 150 members of the Amalgamated Association of Ozone Sniffers gathered at the famous Olney Inn between Washington and Baltimore where they were nobly entertained with masterful demonstrations of metaphysics and mendacity by DWD. A very interesting informal talk was given by George Sterling, 3DF/IAE, who also presented Haraden Pratt, ex-SKH, with the only certificate of its kind for being the oldest ham in or out of captivity. It seems that he started his hobby of spark-gapping the ozone way back in Sept. 1905. Information from several W4s present is to the effect that the Roanoke Division Convention will be held Aug. 12-13-14 at the Chamberlain Hotel at Old Point Comfort, Va. For information contact 4HV or 4NV. RVL reports the Radiation Lab. Radio Club, ZIB, had two transmitters in operation at Parkton, Md. during the V.H.F. Sweepstakes. The Club also sponsored a transmitter hunt Jan. 20th which was won by QLF, with VLL right on his heels. Eighteen stations out of 59 checking into the MEPN for January received the rating as toppers. NNX is now Deputy Chief of RACES in Baltimore under SKK, who is Chief RACES Officer. HTB is the new District Radio Officer Northeast District, replacing NNX. NKX is the new Southern District RACES Coordinator and QER takes his place as new Southern District RACES Officer. Other new appointments are YYB Northern District Deputy Radio Officer, KWX as Northwestern District Deputy RO, and UOJ for the Southwestern. CVS and YJB are active in the net at Northern. ZAR has received an appointment to the Air Academy. BMZ has been appointed RO for Northwestern Dist. ZNH has his General Class ticket. MAZ's XYL, Nina, is studying for her ham ticket. RKK has left Northern and is now attached to Main Control. John Baghiani, owner of Radio Electric Supply Co. in Baltimore,

and well known to everyone in electronics, was operated on during the latter part of February in Mercy Hospital but is coming along very nicely. EQK has a new Hammerlund HQ-140X. GBB is moving from Baltimore City to Anne Arundel County. The Delaware Amateur Radio Club of Wilmington now meets the 2nd Wed. of each month in the meeting room of the Grace Methodist Church. At the February meeting the DARC heard a talk on transistors by a Bell Telephone Company representative. TGF is rearranging his station and expects to be much more active. EQK received a TPA certificate from the Radio Club of Argentina for having worked the 21 Pan-American Countries and Canada. He needs only a QSO with a British Colony station in Asia to get the WBE certificate. MZK has completed a cubical quad for 20-meter c.w. Ron also is sporting his OTC certificate. CDQ is teaching code like mad these days and is very active on 40 meters. HKS hopes to be on soon with a new rig. QCB reports he recently made a killing on some nice equipment. LMC recently was guest speaker at the Aero Amateur Radio Club. KLA was named chairman of the Club TVI committee. WN3ZJ has completed ten-element "Brownie" beam for 2 meters and is on nightly with a Gonset Communicator. YQD skeds UJG regularly on 220 Mc. along with 4UMF and signals are from S4 to S9 with seldom a miss. YQD is using an 832A into 16 horizontal elements. Traffic: (Feb.) W3WV 539, K3WBJ 376, W3UE 274, PKC 171, RV 135, ONB 121, PQ 107, HC 26, EQK 9. (Jan.) W3COK 90, MCG 76, ONB 63.

SOUTHERN NEW JERSEY — SCM, Herbert C. Brooks, K2BG — PAM: ZI. New appointments: K2EDL, as OO and YRW as OBS. EGP and EWN has reactivated the South Jersey 2-meter Net at 1900 Tues. on 145.4 Mc. UKS, Ocean City, expects to be "chief" aboard the SS *North America* on the Lakes this summer. Look for Bill on all bands 20 meters and below. We are indebted to K2CEF, Pleasantville, for the Southern Counties Amateur Radio Society news. The SCARA meets the 2nd Mon. of each month at the Pleasantville City Hall. CGP is active on 20 meters with a new three-element beam. Art has worked 109 countries. AQP is on 2 and 75 meters. K2KA, K2JJO, and K2EQC are giving 160 meters a thing. HTB has just returned from a 6-month trip in and around the Mediterranean. The SCARA runs two nets, Sun. at 10:30 a.m. on 3975 kc. and Mon. at 8 p.m. on 1815 kc. The Club is planning more activities in c.d. The DVRA WAS Contest is going strong with many participants. LSS and K2BDK, both on 40-meter c.w., are working good DX. IIA is heard regularly on 40 meters. ZNO has moved to a new QTH so operation is temporarily suspended. K2INQ has dropped the "N." FB, Peggy. The Burlington County Radio Club is holding weekly drills Fri. nights on 2 and 10 meters. KN2JWZ, Lawrenceville, is interested in starting a Novice net. Drop him a line for particulars. ADA is on the mend after a recent operation. LYX has a new rig on 10 meters. Again we urge that emergency gear be kept in good repair and be given periodic checks. Traffic: W2RG 127, ZI 30, ASG 16, K2BG 10, W2SUG 10, YRWF 8.

WESTERN NEW YORK — SCM, Edward G. Graf, W2SJV — Asst. SCM: Jeanne Walker, 2RTB. SEC: UTH/FRL. RM: RUF. PAMs: GSS and NAL. NYS meets on 3615 kc. at 6:30 p.m. and 3925 kc. at 7 p.m.; NYSS on 3595 kc. at 8 p.m.; NYS C.D. on 3509.5 and 3993 kc. at 9 a.m. Sun.; TCPN 2nd Call Area on 3970 kc. at 7 p.m.; SRPN on 3970 kc. at 10 a.m.; ISN on 3980 kc. at 3 p.m. New officers of Lockport ARC are K2EGD, pres.; TPE, vice-pres.; A. Retzlaff, secy. JFN, treas. The meeting topic was Show and Tell. Those bringing gadgets and telling about them were FEB, ZOC, RXM, YLT, JFN, RYL, ALR, CWB, and K2s GKM, ALZ, and ELS. DVD's XYL is K2GHF. Niagara RC officers are LCP, pres.; CMV, vice-pres.; VE3IM, secy.; RVJ, treas. Net certificates have been issued to COB, ZZG, BKC, MZ, PKG, and K2s APV and CIG. A new club has been formed in Watertown with ZYD, pres.; K2DUO, vice-pres.; K2GWN, secy.; and KN2JDE, treas., which meets the 2nd/4th Thurs. at 7 p.m. in Jefferson County c.d. rooms in Thompson Park. FE and QQ are active OOs. BLO, EZP, and PZF are on 2 meters. K2HXC received General Class license. K2GVF dropped the "N." VMV is on with an 813. FJN runs 150 watts into a Zepp on 75 meters. K2HLY now is General Class on all bands running 35 watts. KN2HJC and his 10-year-old son, KN2HJD, are boning up for the General Class exam. QWA, on 75 meters, purchased a surplus Collins 30-J and is modifying it for ham use. TQ finds 15-meter DX good. UXC has 813 final running 300 watts. RTW is on with a B&W. DUZ is on 20-meter phone. GSX uses an Elmac for fixed and mobile. OZY has been appointed RO for Clinton County. *Corning QRM* states

The first group of walkie-talkies has been completed. The Club conducts code classes. KEL is catching up on DX on 20 meters after OBS work. CXM is running propagation tests with SZ, IYU, ABE, and others on 160, 80, 75, and 2 meters. FDI had help putting up a 20-meter beam. K2GWN is coordinator of the Tri-State Net on 3687 kc. at 0700 daily, with IZHO and K2EQP assisting. OPD has resigned as manager of NYSS and K2DYB has taken over. EMM is running 200 watts on an 813. All amateurs interested in forming a club in Clinton County, please contact K2HJC. KN2LBL is a new Novice in Morrisville. QBB received his WAS certificate and is on 20-meter c.w. since swapping his BC-312 for an HQ-129X. The KBT held an auction. New officers of Elmira ARA are K2DNN, pres.; SIE, vice-pres.; WZF, secy.; KN2HWB, treas. K2BUI is putting e.d. modifications to a Viking II. K2DOZ and PPR have new HQ-140 receivers. K2GOK, of Olean, now in the Air Force with the call KR6PE, would like to hook up with Stateside pals on 20 meters, 'phone or c.w. K2DYC reports that K2DXE worked France in the Novice band. K2s DOL and DAO, are on 220 Mc. KN2s KIR, KTE, KTF, and LAD are graduates of Auburn ARA code classes. K2GV5 is chairman of AARA Field Day. K2GVJ has a B3W. RARA has passed the 200 mark in membership. OVF has an 829B on 6 meters. The RARA v.h.f. group met at the home of ZS, the RARA is compiling a club directory for members. PUN and UTH reported some new countries in the DX Contest. UTH and SUV were guests of KBT president UHI. IHDQ and UHI have a sked on 144 Mc. Sat. at 8 a.m. and would like some activity after the sked. AIG is back from Korea and in college in Wisconsin. Traffic: (4 tele.) W2RUP 668, OE 126, YGW 102, IKA 96, ZFC 89, K2DJN 60, DSR 68, W2DSS 43, CXM 38, K2DG 33, CUQ 11, W2FEB 10, RQF 10, K2AHH 4, (Jan.) W2CXAL 62, K2AMZ 16, W2WS 8.

WESTERN PENNSYLVANIA—SCM, R. M. Heck, W2NCD—SEC: GEG, RALS; NUG, UHN, GEG, and NRE. PAMS: ABR and LXE. The W. Pa. Traffic Net, which meets on 3585 kc. at 7 p.m. Mon. through Fri., reports 248 attendance and 144 messages handled during February. TMA has taken a job with CBS-Hytron and will be moving to Danvers, Mass., so has resigned as president of the Bucktail Amateur Radio Club of Emporium. RVS is planning a c.d. net for Cameron County on 29,400 kc., 146,820 kc. and 6 meters if necessary. TYC is working the YLRL nets. ILX, RMX, RJM, and NGZ are building equipment. RLH occasionally joins the 29,080-ke. Commuters Net. LEH and ZHAI are working 220 Mc. WII is n.f.m. on 40 meters. VEE is busy with school activities. VEF is working the club station. PTU is on 80, 75, 40, and 10 meters. OLB has moved to Elmira, N. Y. OGN is back working part time. ZKY passed the General Class exam. NMJ is working DX and traffic. The South Hills Brass Ponders and Modulators *Monitor* editorial staff, LDB, VKS, QOQ, ZSP, and TTFU, get out the SHBPM news. ZDK received his new ticket on his birthday. OKU is trying s.s.b. NYG is operating from a new QTH. KPO is mobile on 10 meters. New calls are WN3AWU and WN3AYB. The Radio Assn. of Erie reports gains in the membership. STK is giving weekly code classes. TNM has joined the Lake Erie Emergency Net. MS is working DX. NXK is putting on a shortwave demonstration at Vernondale High School. New calls are WN3BHJ, BBO, BFB, AGU, and ZQS. From Steel City ARC, NKM is giving s.s.b. a try-out along with MTP. JBS is reported transferred to Boston. WN3AN is on 40 meters. TZW donated the Club a 300-watt c.w. rig. CUM, who has drawn the job of reporting the news from the Butler County Amateur Radio Assn., describes the build-up of an active Butler County C.D. Net with 12 operators checking in each Thurs. at 7 p.m. on 29.6 Mc. LXQ is reported doing a fine job working as liaison between W.Pa. C.W. Net and the Pa. Phone Net (PFN 3850 kc. 1830 EST Mon. through Fri., PYF manager). LMM is proud of his new A-1 Operators Club certificate. Traffic: W3WJU 1766, LMM 158, QPQ 126, LXQ 120, NRE 90, KUN 60, UHN 57, NUG 47, SIJ 34, OEZ 25, KNQ 15, UTX 11, NCD 7, PWN 3, NMJ 1.

CENTRAL DIVISION

ILLINOIS—SCM, George T. Schreiber, W9YIX—Section Nets: ILN (3515 kc.) IEN (3940 kc.) RMs: BUK and MRQ. PAM: UQT. SEC: HOA. Asst. SEC: VTL. Cook County EC: HPG. It has been announced that the annual Starved Rock Radio Club's now justly famous hamfest will be held June 5th, same place. OO renews the month: KA, ICF, JMG, and PHE. ORS: WFS, BPU, UVM, OIN, MRQ, JMG, and KJ. OPS: ACU, PHE, and ICF. Making BPL this month are AA, who now becomes eligible for the traffic medallion, DO, and K9FCA. A new Novice is OIH, 11 years old, who has adopted the slogan "Old Intelligent Ham." BUK revived the Illinois C.W. Net paper, *Illinois NUZ*, and got out an interesting issue. CZB lost four power transformers in a damp basement but stays on the air through RGU, the c.d. station at Rockford. HUX says he has moved so many times he can reassemble his transmitter blindfolded. He likes his new VFO. The Society of Radio Operators provided a demonstration of amateur radio for the Lions Club, with ZNY on the air from the meeting place. UVM/β now is chief

operator of KARL, the student-owned broadcast station at Carleton College. CSW had plenty of rig trouble, but has the 30K running again and is sparking the North-Central Phone Net as NCS four mornings a week. PNK and K9FCA spell him two days. The Net meets at 0700 CST with 15 states checking in. DO made the public prints, as did MRW, with laudatory newspaper stories. New kw. rigs are sported by KJ and BUK. JMG built a modulator for his 30-watt job. When someone calls for Ruth, at GVO, he might be asking for the OAL, whose last name is Ruth, or the XYL, whose first name is spelled that way. ING has returned from Mexico, where he operated XE1XE. INF travels so much he is tickled when he can get back to Chicago to attend the Hamfesters Club. AA is playing with a new trick keying relay and prevents RCT and TVI; maybe he'll write about it. Organizers of the Kankakee RACES 2-meter Net are KLD, HKA, NKR, and QDK. AGNES TAL warned of interference to Lorain by 160-meter stations off-frequency and PBI checked 15 Novice harmonics near 7500 kc. Watch out, fellows! Congrats to WVR and his XYL on their new daughter. NBB has moved to Champaign, and PK to Michigan. SKR spends his spare time dreaming up antenna couplers and building low-pass filters. Preop amateurs have organized a club, as yet unnamed, but with the following officers: ECS, HAF, CHU, GUY, and RQY. PPM and ZMJ are on the air with new portable 6-meter rigs. They also run a code class and graduated Novices OEZ, OOG, MPN, OOP, and OOC. ZSN's new QTH is Washington, Ill. HPJ and EVA bought Russian code teletypewriters and are busy converting them to send English characters. AVJ gets good results with a pair of phased verticals on 80 meters. SEF writes he is almost blind now, but has a good chance of recovering. TQL took two days of vacation for the DX Contest and broke down the first hour. NN visited a ham club and heard himself roasted for stealing the rare ones before he identified himself. ICX received General Class license and manages to get on the air daily. HYK celebrated his 80th birthday and still keeps a regular sked with his son, DPE. Traffic: W9DO 1070, K9FCA 682, W9IDA 411, AA 251, SPM 153, QOQ 106, YIX 54, MXF 53, BUK 52, MRQ 45, VHD 40, BRD 26, STZ 25, LXJ 20, FRP 15, WVR 7, KLD 5, PHE 5, CNF 4.

INDIANA—SCM, George H. Graue, W9BKJ—The LCARC concluded its year of activity by holding its second annual banquet with more than 200 in attendance. The NERC has new club headquarters in the City Hall Building. The PWRC held its annual auction. The mobile group demonstrated at a father-son church banquet on how amateur radio can serve civil defense. The MARC (Madison) is planning its 3rd annual hamfest in May, the exact date to be announced later. The TARS reports 35 members certified to RACES, DGA, UHC, AIN, and FJI mobilized to Princeton to visit URQ, TKK, ZZR, and N9JEP. DQI has a new Gonset Communicator. SWN and ZPP are f.m. on 147.3 Mc. UMS is out for DX with a kw., likewise BBC. ZHJ has a new Viking Ranger. SVL had a nice write-up in the Perfect Circle Corp. news organ. Wheel Static held a transmitter hunt with NAR the winner and MIYI a close second. DRJ became a proud grandpappy recently. QZC wants a sked for test on 220 Mc. January total traffic on QIN was 612, February total was 476, as reported by OLY net manager. YIP, net manager for LFN, reports a total of 233. WWT, net manager for RFN, reports 125. FHZ reports 113 for CAEN. Those making BPL in February were JUJ, NZZ, and TT. JUJ is keeping 11 schedules daily. NZZ received the coveted A-1 Operator certificate. TT has a new Signal Generator. WWT has applied for OBS appointment. New NCs on QIN are WRO and SKP. IMO is building 220-Mc. rig for 64-element beam. KPL has a new Collins transmitter and receiver. CRP is convalescing after a long illness. EAU has a three-element beam on 14 Mc. AQB expects to be an OPS soon. SVL has a new HT-9, also new mobile rig. CC is recovering from a hernia operation. PPS is operating at YB. NH has worked 20 countries and has been heard in 5 others on 160-meter c.w. NTH received a 1-kw. rig as a gift. Traffic: W9JUJ 1404, NZZ 746, TT 621, WWT 365, WVO 227, TG 182, STC 160, OZQ 156, EHZ 150, TQC 136, UQP 132, BKJ 88, QYQ 88, ZYK 69, CTF 63, WUH 48, FGX 46, VNV 40, AQB 35, NTA 34, PQA 33, YIP 33, CEA 26, SVL 26, CMT 24, ZRP 24, DOK 22, EHE 22, CC 21, YB 18, QR 17, EQO 12, SKP 11, DZC 8, KDV 5, GDL 7, BDP 5, ZIB 4, FSA 3, NH 3, PPS 3, YVS 2, DKR 1, GDL 1.

WISCONSIN—SCM, Reno W. Goetsch, W9RQM—SEC: OVO. PAMS: ESJ and GMY. RMs: IXA, RTP, and UNJ. Nets: BEN, 3950 kc., 6 p.m. daily; WIN, 3685 kc., 6 p.m. daily; WPN, 3950 kc., 1215 Mon.-Sat., 0930 Sun. Wisconsin mobile and c.d. frequency: 29,620 kc. New calls in Waukesha are WN9MMA, MOP, and ONH. DIK has a new Matchbox antenna coupler. IUJ is planning on the Field Day use of the new 750-watt gas generator. SDK picked up 3 new countries during the first week end of the C.W. DX Test. RKP has 15 countries on 3.5 Mc. Because of the proximity of RTTY and the resultant QRM, WIN shifted its frequency from 3625 to 3685 kc., effective March 15th. WPN had 30 sessions in January with 801 QNI and 138 messages handled, according to SAA. KXK is the proud owner of a new Johnson Viking II

(Continued on page 82)

LISTENING on almost any amateur band one is likely to get the impression that a new type of r.f. amplifying system has recently been developed. This "new" system eliminates all T.V.I., all spurious and harmonic radiations, has high efficiency, has low efficiency, uses only special tubes, can use any tubes, etc., etc. Thus, it is evident that some degree of confusion exists and it seems appropriate to again review some of the clear-cut facts about linear amplifiers.

THEY are not new at radio frequencies as they have been used for years by commercial services. All amplifiers have some degree of distortion thus developing harmonics and inter-modulation products. A linear by its nature will have less of these unwanted products, but good operating and engineering practice make mandatory a carefully designed, tuned tank circuit or pi-network output to reduce spurious radiations to a minimum level.

THE efficiency of a linear amplifier is lower than a Class C stage when rated on a plate power input basis, but when used for S.S.B. and properly rated and measured can provide about 65% plate efficiency.

ALMOST any tubes can be used as linear amplifiers. Some, however, will have higher internal losses than others, but would also exhibit these same characteristics when used in Class C applications.


A CONVENIENT measure for evaluating linear amplifiers on a cost basis, for a given plate input, is to compare the combined replacement cost of the r.f. and rectifier tubes. For 500 watts input and Class B operation the most economical combination is a pair of 811-A's and 866-A's for a total cost of slightly more than \$14.00. The associated circuit simplicity for this combination also assures increased reliability and further economies. The dollars thus conserved can be spent for the most efficient r.f. input and output circuits to reduce drive requirements and obtain the maximum suppression of spurious signals.

ALL of these features, and more, are in the new HT-31 amplifier soon to be announced.

Fritz Franke

Bill Ballerger, Jr.

W. J. Hoelger W9AC



for **hallicrafters**

NOW a BROAD-BAND* LINEAR


**MULTIPHASE
600 L
NO TUNING
CONTROLS**

**SINGLE KNOB
BAND-SWITCHING
10-160**

**FOR USE ON
SSB, AM, PM & CW**



**WIRED, WITH TUBES AND
BUILT-IN POWER SUPPLY \$349.50**



Another C.E. First!

**METER FEATURES NEVER BEFORE
FOUND IN A TRANSMITTER**

- Reads power input directly in watts
- Reads grid current
- Instantly reads output in RF amperes — no lagging thermo-couple
- Indicates reflected power caused by mismatched load
- Calibrated input levels for AM, PM and CW.
... and switch the meter to any position while transmitting!

*PATENT PENDING

WRITE FOR LITERATURE

a new concept in linears

CENTRAL ELECTRONICS takes pride in presenting a product of intensive research — the new Multiphase 600L Broad-band* Linear. "It is destined to change the entire concept of RF amplifier design in the military, commercial and amateur fields." There are no tuning controls, servos or moving parts other than band-switch.

- Single 813 in Class AB₂.
- New band-pass couplers provide high linear efficiency: 60 to 65%.
- Designed for 50 — 70 ohm co-axial input and output.
- Easy to drive — Approx. 2 watts effective or 4 watts peak drive power required for 500 watts DC input.
- Built-in power supply — bias and screen regulation, 45 mfd. oil filled paper output capacitor. Excellent static and dynamic regulation.
- Extremely low intermodulation distortion.
- Automatic relay protects 813 and RF couplers.
- Excellent stability — complete freedom from parasitics.
- Effectively TVI suppressed — RF compartments thoroughly shielded and Hypassed.
- Choice of grey table model, grey or black wrinkle finish rack model.
- Table model cabinet size — 17 $\frac{5}{8}$ " W, 8 $\frac{3}{4}$ " H, 13" D.

**MULTIPHASE
EQUIPMENT**

Central Electronics, Inc.


1247 W. Belmont Ave.

Chicago 13, Illinois


Watch for early announcement of other new equipment.
CENTRAL ELECTRONICS



MODEL AQ



MODEL DQ




MODEL B SLICER

NEW MULTIPHASE "Q" MULTIPLIER AVAILABLE THREE WAYS

1. It's built-in the new Model B Sideband Slicer.
2. Plug it into your present Model A Slicer.
3. Attractive Desk Model, for installation directly into receiver.

The new Multiphase "Q" MULTIPLIER is a tunable IF electronic filter that provides tremendous receiver selectivity for peaking or rejecting a signal on AM, CW or SSB. It employs a new two tube circuit* with a special very high "Q" pot core inductor. Continuously variable selectivity from 60 cps to normal IF pass-band. Nulls out interfering heterodynes without affecting speech intelligibility. Peak the desired signal; interfering carriers are attenuated up to 50 db.

*PATENT PENDING



MODEL 20A

- 20 Watts Peak Envelope Output SSB, AM, PM and CW
- Completely Bandswitched 160 thru 10 Meters
- Magic Eye Carrier Null and Peak Modulation Indicator

Choice of grey table model, grey or black wrinkle finish rack model.

Wired and tested.....\$249.50
Complete kit.....\$199.50

458 CONVERSION KIT

Basic 458 Conversion Parts Kit, 15 to 160 meters, with dial, etc.....\$15.00
458 Deluxe Case and Panel Kit, matches size and appearance of Slicer...\$10.00

NEW — FOR 10 METERS

MODEL 458-10 xtal controlled converter package to extend 458 VFO into 10 meter band. For use with above 458 Conversion Kits.

Wired.....\$37.50
Kit.....\$27.50

MODELS

MODEL AQ

"Q" MULTIPLIER for installation in Model A Slicer. Includes new front panel. Power-IF cable plugs into accessory socket.
Wired...\$29.50 Kit...\$22.50

MODEL DQ

Desk Model "Q" MULTIPLIER for use with any receiver having 450 to 500 KC IF. In attractive case 5 1/2" W, 4" H, 5" D, with connecting power-IF cable. Power requirements, 225 to 300 VDC at 12 ma., 6.3 V at .6 amps, can be secured from receiver. Can provide added selectivity and BFO for mobile SSB or CW reception.
Wired...\$29.50 Kit...\$22.50

MODEL B

Sideband Slicer, same as Model A Slicer but includes built-in "Q" MULTIPLIER, AP-1 not needed.
Wired.....\$99.50
Kit.....\$69.50



SIDE BAND SLICER MODEL A IMPROVES ANY RECEIVER

Upper or lower sideband reception of SSB, AM, PM and CW at the flip of a switch. Cuts QRM in half. Exalted carrier method eliminates distortion caused by selective fading. Easily connected into any receiver having 450-500 KC IF. Built-in power supply. Reduces or eliminates interference from 15 KC TV receiver sweep harmonics.

Wired and tested.....\$74.50
Complete kit.....\$49.50

AP-1 ADAPTER


Plug-in IF stage — used with Slicer, allows receiver to be switched back to normal.
Wired and tested, with tube.....\$8.50

NEW AP-2 ADAPTER

Combined AP-1 and xtal mixer. Allows Slicer to be used with receivers having 50, 85, 100, 91.5 KC and other IF systems. One xtal suffices for most receivers. \$17.50

Check These Features NOW IN BOTH MODELS

- Perfected Voice-Controlled Break-in on SSB, AM, PM.
- Upper or Lower Sideband at the flip of a switch.
- New Carrier Level Control. Insert any amount of carrier without disturbing carrier suppression adjustments.
- New Calibrate Circuit. Simply talk yourself exactly on frequency as you set your VFO. Calibrate signal level adjustable from zero to full output.
- New AF Input Jack. For oscillator or phone patch.
- CW Break-in Operation.
- New Gold Contact Voice Control Relay. Extra contacts for muting receiver, operating relays, etc.
- Accessory Power Socket. Furnishes blocking bias for linear amplifier and voltage for optional VFO (Modified BC458 makes an excellent multiband VFO.)
- 40 DB or More Suppression of unwanted sideband.



MODEL 10B SUCCESSOR TO THE POPULAR MODEL 10A

- 10 Watts Peak Envelope Output SSB, AM, PM and CW
- Multiband Operation using plug-in coils.

Choice of grey table model, grey or black wrinkle finish rack model. With coils for one band.

Wired and tested.....\$179.50
Complete kit.....\$129.50

QT-1 ANTI-TRIP UNIT

Perfected Voice Operated Break-in with loudspeaker. Prevents loud signals, heterodynes and static from tripping the voice break-in circuit. All electronic — no relays. Plugs into socket inside 20A or 10B Exciter.

Wired and tested, with tube...\$12.50

WRITE FOR LITERATURE

MULTIPHASE EQUIPMENT

Central Electronics, Inc.

1247 W. Belmont Ave.

Chicago 13, Illinois

See Trade Publications on Multiphase "REJUVA - TUBE" — A New CRT REJUVENATOR

New

Heathkit VFO KIT



MODEL VF-1

\$1950

Ship. Wt. 7 lbs.

- Smooth acting illuminated and precalibrated dial.
- 6AU6 electron coupled Clapp oscillator and OAZ voltage regulator.
- 10 Volt average output on fundamental frequencies.
- 7 Band calibration, 160 through 10 meters, from 3 basic oscillator frequencies.

Here is the new Heathkit VFO you have been waiting for. The perfect companion to the Heathkit Model AT-1 Transmitter. It has sufficient output to drive any multi-stage transmitter of modern design. A terrific combination of outstanding features at a low kit price. Good mechanical


and electrical design insures operating stability. Coils are wound on heavy duty ceramic forms, using Litz or double cellulose wire coated with polystyrene cement. Variable capacitor is of differential type construction, especially designed for maximum bandspread and features ceramic insulation and double bearings.

This kit is furnished with a carefully precalibrated dial which provides well over two feet of calibrated dial scale. Smooth acting vernier reduction drive insures easy tuning and zero beating. Power requirements 6.3 volts AC at .45 amperes and 250 volts DC at 15 mills. Just plug it into the power receptacle provided on the rear of the AT-1 Transmitter Kit. The VFO coaxial output cable terminates in plastic plug to fit standard 1/2" crystal holder. Construction is simple and wiring is easy.

Open layout — easy to build — simplified wiring.

Smooth acting illuminated dial drive.

Clean appearance — rugged construction — accessible calibrating adjustments.



Ceramic coil forms — differential condenser.

Copper plated chassis — careful shielding.

Heathkit AMATEUR TRANSMITTER KIT



MODEL AT-1

\$2950

Ship. Wt. 16 lbs.

SPECIFICATIONS:


Range 80, 40, 20, 15, 11, 10 meters.
 6AG7 Oscillator-multiplier.
 6L6 Amplifier-doubler
 5Y4G Rectifier.
 105-125 Volt A.C. 50-60 cycles 100 watts. Size: 8 1/2 inch high x 13 1/2 inch wide x 7 inch deep.

Crystal or VFO excitation.

Here is a major Heathkit addition to the Ham radio field, the AT-1 Transmitter Kit, incorporating many desirable design features at the lowest possible dollar-per-watts price. Panel mounted crystal socket, stand-by switch, key click filter, A. C. line filtering, good shielding, etc. VFO or crystal excitation — up to 35 watts input. Built-in power supply provides 425 volts at 100 MA. Amazingly low kit price includes all circuit components, tubes, cabinet, punched chassis, and detailed construction manual.

Rugged, clean construction.

Prewound coils — metered operation.



52 ohm coaxial output.

Single knob band switching.

Built-in power supply.

Heathkit COMMUNICATIONS RECEIVER KIT

Four band operation 535 to 35 Mc.

Stable BFO oscillator circuit.

RF gain control with AVC or MVC.



5 1/4 inch FM Speaker-Headphone Jack.

Six tube transformer operation.


Electrical bandspread and scale.

Noise limiter-standby switch.

SPECIFICATIONS:

Range.....535 Kc to 35 Mc
 12BE6 Mixer-oscillator
 12BA6 P. Amplifier
 12AV6 Detector-AVC-audio
 12BA6 ...B. F. O. oscillator
 12AG Beam power output
 5Y3GT Rectifier
 105-125 volts A. C. 50-60 cycles, 45 watts.

A new Heathkit AR-2 communications receiver. The ideal companion piece for the AT-1 Transmitter. Electrical bandspread scale for tuning and logging convenience. High gain miniature tubes and IF transformers for high sensitivity and good signal to noise ratio. Construct your own Communications Receiver at a very substantial saving. Supplied with all tubes, punched and formed sheet metal parts, speaker, circuit components, and detailed step-by-step construction manual.



MODEL AR-2

\$2550

Ship. Wt. 12 lbs.

CABINET:

Proxylon impregnated fabric covered plywood cabinet. Ship. weight 5 lbs. Number 91-10, \$4.50.

HEATH COMPANY
 BENTON HARBOR 9, MICHIGAN

New HEATHKIT DX-100

PHONE AND CW TRANSMITTER KIT



MODEL DX-100

Shpg. Wt. 120 lbs.

\$189.50

Shipped motor freight unless otherwise specified. \$50.00 deposit with C.O.D. orders.

- R.F. output 100 watts Phone, 125 watts CW.
- Built-in VFO, modulator, power supplies. Kit includes all components, tubes, cabinet and detailed construction manual.
- Crystal or VFO operation (crystals not included with kit).
- Pi network output, matches 50-600 ohms non-reactive load. Reduces harmonic output.
- Treated for TVI suppression by extensive shielding and filtering.
- Single knob handswitching, 160 meters through 10 meters.
- Pre-punched chassis, well illustrated construction manual, high quality components used throughout—sturdy mechanical assembly.


This modern-design Transmitter has its own VFO and plate-modulator built in to provide CW or phone operation from 160 meters through 10 meters. It is TVI suppressed, with all incoming and out-going circuits filtered, plenty of shielding, and strong metal cabinet with interlocking seams. Uses pi network interstage and output coupling. R.F. output 100 watts phone, 125 watts C.W. Switch-selection of VFO or 4 crystals (crystals not included).

Incorporates high quality features not expected at this price level. Copper plated chassis—wide-spaced tuning capacitors — excellent quality components throughout—illuminated VFO dial and meter face—remote socket for connection of external switch or control of an external antenna relay. Preformed wiring harness—concentric control shafts. Plenty of step-by-step instructions and pictorial diagrams.

All power supplies built-in. Covers 160, 80, 40, 20, 15, 11 and 10 meters with single-knob handswitching. Panel meter reads Driver Ip Final Ig. Ip, and Ep, and Modulator Ip. Uses 6AU6 VFO, 12BY7 Xtal osc.-buffer, 5763 driver, and parallel 6146 final. 12AX7 speech amp., 12BY7 driver, push-pull 1625 modulators. Power supplies use 5V4 low voltage rect., 6AL5 bias rect., 0A2 VFO voltage reg., (2) 5R4GY hi voltage rect., and 6AQ5 clamp tube. R.F. output to coax. connector. Overall dimensions 20 3/4" W x 13 3/4" H x 16" D.

Heathkit

GRID DIP METER KIT



MODEL GD-1B

\$19.50 Ship. Wt. 4 lbs.

The invaluable instrument for all Hams. Numerous applications such as pre-tuning, neutralization, locating parasitics, correcting TVI, adjusting antennas, design procedures, etc. Receiver applications include measuring C, L and Q of components—determining R.F. circuit resonant frequencies.

Covers 80, 40, 20, 11, 10, 6, 2, and 1 1/2 meter Ham bands. Complete frequency coverage from 2-250 Mc, using ready-wound plug-in coils provided with the kit. Accessory coil kit, Part 341-A at \$3.00 extends low frequency range to 350 Kc. Dial correlation curves furnished.

Compact construction, one hand operation, AC transformer operated, variable sensitivity control, thumb wheel drive, and direct-reading calibrations. Precalibrated dial with additional blank dials for individual calibration. You'll like the ready convenience and smart appearance of this kit with its baked enamel panel and crackle finish cabinet.

Heathkit ANTENNA COUPLER KIT




MODEL AC-1

\$14.50 Shpg. Wt. 4 lbs.

Poor matching allows valuable communications energy to be lost. The Model AC-1 will properly match your low power transmitter to an end-fed long wire antenna. Also attenuates signals above 36 Mc, reducing TVI. 52 ohm coax. input—power up to 75 watts—10 through 80 meters—tapped inductor and variable condenser—neon RF indicator—copper plated chassis and high quality components.

Heathkit ANTENNA IMPEDANCE METER KIT



MODEL AM-1

\$14.50 Shpg. Wt. 2 lbs.


Use the Model AM-1 in conjunction with a signal source for measuring antenna impedance, line matching purposes, adjustment of beam and mobile antennas, and to insure proper impedance match for optimum overall system operation. Will double, also, as a phone monitor or relative field strength indicator.

100 ua. meter employed. Covers the range from 0 to 600 ohms. Cabinet is only 7" long, 2 1/4" wide, and 3 1/4" deep. An instrument of many uses for the amateur.

HEATH COMPANY

A SUBSIDIARY OF DAYSTROM, INC.
BENTON HARBOR 9, MICHIGAN

"LITTLE MAC" does a big job!



Ideal trimmer for VHF range

To keep pace with the continuing efforts of the electronic industry toward miniaturization of components, Hammarlund has introduced a tiny variable capacitor, type "MAC". This component provides the low minimum capacity essential for use as a trimmer in the VHF range.

The silicone-treated base is only $\frac{3}{4}$ x $\frac{5}{8}$ inches. Its rotor and stator are soldered assemblies of brass, nickel-plated for low losses, while the wiper rotor contact is nickel-plated beryllium-copper. Rotor and stator terminals are positioned to permit short leads. A threaded bearing is provided with flat sides to permit single-hole mounting without turning.

The new units are available to fulfill capacity requirements between 1.4 and 19.6 mmf. Try one in your next piece of gear.



If you haven't received your copy of the Capacitor Catalog, write to The Hammarlund Mfg. Co., Inc., 460 W. 34th St., New York 1, N. Y. Ask for Bulletin C5

HAMMARLUND

(Continued from page 76)

and VFO. LNM worked TIGMIB on 160 meters with his Viking Ranger. RQK has had good luck on 14 Mc. with 40 watts out east. WN9GZS has a four-element beam on 144 Mc. CCO received his 9RN certificate. The present roster of WIN lists 40 members. YZA is active on WIN with a Viking II and an RAIE-70. WN9HYV, using a BC-454, reports an unusual 4-way QSO between 9NSX, 8NSX, 9PCY, and 8PCY. OVO would like to hear prospective EC candidates for Rusk, Barron, Sawyer, Washburn, Burnett, and Polk Counties. If there is no EC in your area, recommend a qualified candidate to the Section Emergency Coordinator. OVO. New EC appointees are KTE, Eau Claire; IYF, Dunn County; and DOH, Buffalo, Jackson, and Trempealeau Counties. FCF is building a 14-, 21-, and 28-Mc. preslector for his HQ-129. GPU, OGT, and OOL handled communications for the CAA over a 20-hour period between La Crosse and Madison, when wire facilities were disrupted and unavailable. Traffic: W9CXV 263, IXA 168, CCO 118, RTP 57, SAA 41, RUB 30, DIK 23, UTM 18, FFC 16, YZA 16, IQW 13, KWJ 12, IJU 7, RQM 6, SZR 6, OVO 2, SDK 2.

DAKOTA DIVISION

SOUTH DAKOTA — SCM, J. W. Sikorski, W0RRN — Asst. SCMs: Earl Shirley, 0YQR and Martha Shirley, 0ZWL. SEC: GCP. PAMs: GDE, BNA, NEO, and PRL. RM: SMV. The Mitchell ARC is affiliated with ARRL and officers are GCP, pres.; EYB, vice-pres.; GWW, secy.; GWL, treas. The newly-organized club in the Lead-Deadwood Area has chosen the name of Signal Hill Amateur Radio Club. While on a trip to California, GDE worked mobile on all bands and logged 183 QSOs. New General Class licensees in Vermillion are TMB and TLU, while ZIL is a Novice. OOP/0, EXX, GWA, OKX, and GXD demonstrated a ham station and handled traffic at a hobby show in Freeman. Ex-CSX now is 9LON at Green Bay, Wis. UVL has a call for his workshop at the State Police. ZRC and STI answers to ZDE at home. KPSW now is working for GDE. OO LXQ sent out six reports in February, and actually received a "thank you" from one of them. Net traffic: 75-meter Net (Jan.) 1105 QNI, average daily traffic 5; (Feb.) 1333 QNI, average daily traffic 6; C.W. Net 12 sessions, QNI, 107, traffic 31; 160-Net 28 sessions, 1018 QNI, traffic 104; NJQ Net 25 sessions, 623 QNI, traffic 125. SCT, operating in the 4 S.D. nets and Iowa, was QNI 109 of a possible 115 sessions. TLO received 2nd-class commercial telephone license. Traffic: W0SCT 109, DVB 16, RRN 16, SMV 13, PHR 11, GDE 10, MPQ 8, NVK 8, TLD 7, BQH 5, QKV 4.

MINNESOTA — SCM, Charles M. Bove, W0MXC — Asst. SCM: Vince Smythe, 0GQQ. SEC: GTX. RMs: DQL and KLG. PAMs: JIE and UCV. New converts to s.s.b. are SW, HPO, DDN, GGQ, and BHLY. New net time for the Minn. Junior Net is 1700 CST. Special certificates are issued for reporting in at least twice out of every three sessions. Stickers also are issued for the one with the highest traffic count each month. GTX has been appointed OPS and KLG is the new RM of the MSN. YLZ and his wife Helen have a new baby girl. The Padre Net meets Tue. at 12:30 p.m. between 3890 and 3900 kc. EOF and OTU are net controls. The roster consists of OEF, UYU, YZH, JDR, EYK, UBL, TPN, QTR, OTU, and EOF. KJZ has worked WAS on 80-meter c.w. OQG attended a radio club meeting in St. Paul. TQQ has been vacationing in Hawaii. K6EA's mother-in-law was ill in Pasadena, Calif. He tried to get a message to her so contacted WMA, who got hold of TF, at Orchard Lake, who got in touch with OA5G, in Peru. He relayed the message to VO1 in Newfoundland, who sent it to K6DDQ, at Pasadena, a former Twin City resident. Disser, Communications Officer in the CAP, has been teaching code to Novices and giving them their exams. Some of them who passed are WN0ZID, ZIE, ZIG, ZHL, ZHM, ZHO, and TYQ. HPV is running 500 watts. The Twin City Area Radio Clubs have joined hands and organized the Twin City Area Amateur Radio Council, or TWARC. The Council will act as an advisory group for the coordination of and betterment of amateur radio in the metropolitan area. It will unite all clubs in one group in case of emergency. OVO built a beam for WMA and RGJ and TJJ erected it for him. IRJ is the proud owner of a new HQ-140K receiver. IRD is vacationing on the West Coast. RNY is planning on 6 meters and 420 Mc. OJJ is planning c.w. mobile. ZJA is a new Novice trained by QDP and QDR. Traffic: W0KLG 175, WMA 128, DQL 127, CID 124, IRJ 118, QBW 107, QNY 99, KFN 92, KJZ 83, RVO 78, UCV 66, MVE 61, PLX 47, HIN 39, KNR 39, LST 34, UCV 32, QDF 29, TQQ 27, OJH 25, TJA 22, GTX 16, VPO 16, MXX 14, VBD 13, LUX 12, NJZ 12, QGD 12, RGJ 12, NTV 11, GJT 10, NJT 8, ABA 7, BUO 7, AFP 6, FCU 6, OJP 6, OPA 5, RQV 5, MBD 4.

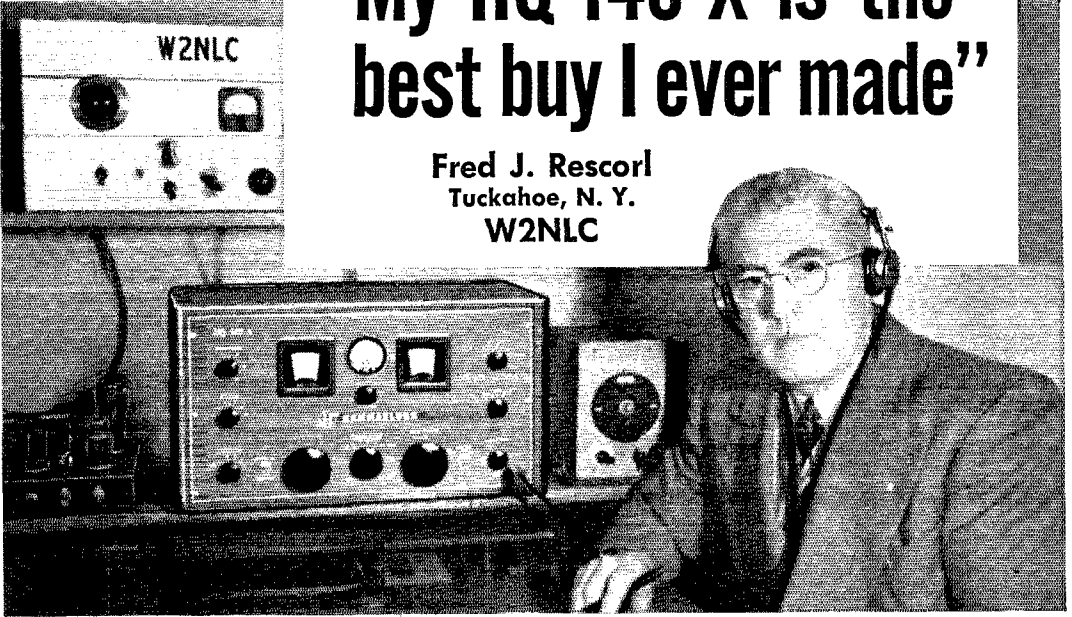
DELTA DIVISION

ARKANSAS — SCM, Owen G. Mahaffey, W5FMF — The OZK C.W. Net is picking up every week. We now have a nice bunch of new members who are doing a swell

(Continued on page 84)

Science Teacher-Ham says —
“My HQ-140-X is the
best buy I ever made”

Fred J. Rescorl
Tuckahoe, N. Y.
W2NLC




Fred J. Rescorl is both a science teacher and a ham, and as such can appreciate both the practical and theoretical sides of radio. Fred has been a satisfied Hammarlund customer for years, using Hammarlund capacitors and other components in home-built equipment, and now has a Hammarlund HQ-140-X receiver in his ham station.

Fred is enthusiastic about Hammarlund products. In his latest letter, he says, “My HQ-140-X is the best buy I ever made. It’s the receiver I recommend to my friends. It has performed the way you said it would — outstanding sensitivity

and selectivity, with almost no frequency drift.”

Fred J. Rescorl’s happy experience with Hammarlund products is no accident. Rather, it is the result of careful engineering exemplified in the professional characteristics of the HQ-140-X.

Be completely satisfied with your next receiver. Get an HQ-140-X! It’s available either as a cabinet model or for rack-mounting. For complete details, write to The Hammarlund Manufacturing Co., Inc., 460 W. 34th Street, New York 1, N. Y. Ask for Bulletin R5



Rack Model



HAMMARLUND

ENGINEERING OPPORTUNITIES AT JOHNSON

We invite QST readers to consider technical employment in the following categories made necessary by an expanding products development program.

COMMUNICATIONS ENGINEERS ... With EE DEGREES

... or equivalent professional experience in the communications field.

MECHANICAL ENGINEERS

... with design experience on small mechanical and electrical parts similar to those used in electronics equipment, or with methods and production experience in this field.

DESIGNER-DRAFTSMEN

... for diversified work on equipment and components.

ELECTRONIC TECHNICIANS

... for laboratory or production test work.

These openings result from steady growth of our company over a period of 30 years. The excellent reputation and wide acceptance of Johnson products have been the result of sound engineering, close control of manufacturing, conservative but progressive management and adequate financial strength. These factors, plus widely diversified lines, lead to job security that is unsurpassed in the industry.

Waseca offers an attractive small city environment, ideal for family life, close to work, to good schools and recreational opportunities in the Land of Ten Thousand Lakes.

If you feel you are qualified and interested in working with a compatible and highly respected group on projects ranging from component items to broadcast and amateur equipment and without the disadvantages of over-specialization and resultant boredom, write to A. M. Pichitino, Chief Engineer. We would appreciate a resume of your education and experience in your first letter together with a recent photo. All responses will, of course, be held in strict confidence.

E. F. JOHNSON COMPANY

210 2nd Avenue, SW

Waseca, Minn.


job on 3790 kc. at 7: p.m. and we welcome more. HEE is our new PAM. Let us all help him get the Ozark 'Phone Net going on 3810 kc. CAM is a new General Class licensee in Pine Bluff. BUX reported on the c.w. net with a new rig and a nice signal. The Southwest Arkansas Amateur Radio Club at Pine Bluff plans a hamfest in early June. WN5HJO is a new ham in Siloan Springs. He paid us a visit. 8XM is our new RM, taking the place of MSH, who was rather suddenly called to Europe on a radio job. I would like to have the news from more radio clubs. Traffic: W5SXM 54, FMF 33, WUN 6, BUX 2, PX 1.

LOUISIANA — SCM, Thomas J. Morgavi, W5FMO — LJT is new EC for Lake Charles. IHR resigned because of illness. Officers of the Southwest La. ARC are FDC, pres.; BWZ, vice-pres.; ZAK, treas.; BME, secy. The emergency net meets each Sun. at 1400 CST on 3850 kc. Istrouma ARC's new officers are WQX, pres.; YSN, vice-pres.; ONM, act. mgr.; URR, asst. to ONM; UNQ, treas.; FAIN, secy. On the morning of Feb. 26th at 0300 Baton Rouge had a successful simulated emergency. The Istrouma ARC participated using its new emergency truck complete with gasoline-driven a.c. generator for emergency power. WQX is now VFO. DUS has completed a new rig with 813 in the final. The South La. Emergency Net meets at

(Continued on page 86)

JOHNSON SIGNAL SENTRY...

COMPACT RF ENERGIZED KEYING MONITOR!



\$18.95

AMATEUR NET

Signal Sentry,
wired and tested
with tubes

Performs 5 important station functions!

- | | |
|-------------------------------------|---------------------------------------|
| 1. Monitors CW Signal | 4. Mutes Receiver for "Break-In" |
| 2. Monitors Phone Signal | 5. Excellent Code Practice Oscillator |
| 3. Serves as "On the Air" Indicator | |

Here's the ideal signal monitor for either CW or phone! Triggered directly by transmitter RF, it operates from 1.5 to 50 mc. with no tuning required. Power is obtained from the receiver or other convenient source. Connected simply by plugging into any receiver phone jack, plugging phones into monitor, and coupling RF probe to transmitter output. CW tone is adjustable from front panel, and a separate audio control permits setting monitor volume independent of the receiver volume setting. Only 3 7/8" x 3 5/8" x 3 3/4" — supplied with cables, connectors, and complete installation instructions. Uses one 12AX7, one 12AU7, and neon tube.



E. F. JOHNSON COMPANY

2822 SECOND AVE. S. W. • WASECA, MINNESOTA

EXCLUSIVE! NEW!

VIKING RANGER with Timed Sequence Keying



- New Time Sequence Keying
- 75 Watts Input CW ● 65 Watts Input Phone
- Built-in VFO ● TVI Suppressed
- Instant Bandswitching ● 7 Amateur Bands

Viking "Ranger" Transmitter/Exciter Kit complete with tubes and all necessary instructions, less crystals, key, and mike.

\$214.50 Amateur Net

Viking "Ranger" Transmitter/Exciter wired and tested including tubes, less crystals, key, and mike. . . . \$293.00 Amateur Net

For the complete story on the Viking "Ranger" write for Booklet 724 containing detailed information, and schematic diagram.

NO CLICKS!
NO CHIRPS!
CLEAN and CRISP
ELECTRONIC BREAK IN!



Here it is! The new, improved Viking "Ranger" with the perfect keying system. No more clicks and chirps even when driving a full kilowatt! Timed sequence keying provides ideal "make" and "break" on your keyed signal, yet VFO is keyed for fast break-in. Press the key and the VFO turns on quickly (before the keyed amplifier), and it stays on a fraction of a second after the amplifier cuts off. Wave shaping is then applied to the keyed amplifier stages for a perfect waveform. Time delay sequence is adjustable and may be set to operate so fast that a "breaking" signal can be heard between transmitted dots! Entirely electronic in operation, the system utilizes a type of grid block keying without relays and provides clean and crisp electronic keying.

Buy your Viking "Ranger" today! Truly the finest low power rig available, it packs enough power for enjoyable contacts all over the world. Later using the "Ranger" as an exciter you can add a Viking Kilowatt Power Amplifier and enjoy the ultimate in high power performance and convenience.



E. F. JOHNSON COMPANY

2830 Second Avenue Southwest • Waseca, Minnesota

0800 Sun. on 3830 kc. The Net is under the direction of DKU, the EC, with YDC, TDY, and BV, Asst. ECs. UJK is chairman of the planning committee. HEJ, our PAM, is in the hospital at this writing. We all wish him a speedy recovery. NG, our RM, reports that Baton Rouge is not suffering for lack of new blood. A large crop of Novices are coming up. SGL received a European QSL that completes his quota for WAC. EA has a new scope. CEW has two new rigs on, TVI-free, and worked three new countries on 'phone. SPZ has a new 20-meter beam, three elements 50 feet high. HUT is the new EC for New Orleans. UJK resigned as EC when his new job took him to Houston, Tex. FMO recently put on a frequency measuring demonstration using secondary standard, cycle counter, oscillograph, audio oscillator, and a receiver at the Greater New Orleans Amateur Radio Club which was well received.

Traffic: W5NG 89, MXQ 74, NDV 47, EA 39, SQI 6, ONM 5.
MISSISSIPPI — SCM, Dr. A. R. Cortese, W5OTD — Well, fellows, this will be my last report as SCM for Mississippi. I have enjoyed serving you for the last two years and appreciate all the help given me. Mr. Julian Blakely, your new SCM, is a fine fellow and deserves all the aid you can give him. RY has a short beam on 20 meters. W5GDW is on with a Heathkit and wants to work more Mississippi hams. EWE has a new 15-meter beam. TIR knows where you can get a 1000-v.d.c. generator. The Jackson Hamfest will be held the last Sunday in August. The usual good time will be had and I hope I'll see all of you there. Traffic: W5VME 92, EWE 71, TIR 34, OTD 6, RY 2.

TENNESSEE — SCM, Harry C. Simpson, W4SCF — SEC: RRV. PAM: PFP. RM: WQW. WQW was visited by GZ and a multitude, and visited LC, HEZ, YBA, BMI, KN4AOK, and BQG. Many Tennessee friends will miss FEL who moved to Atlanta. WHN now has ART-13 Mobile. GFV, new General Class, is building a VFO and modulator. ZJY is building a new kw. It finally comes out — JU hasn't been on c.w. lately because the tree supporting his c.w. antenna died. IIB reports Chattanooga (C.D.) Exercise Interim worked nicely on both 'phone and c.w. TDZ reports a good attendance on the Chattanooga Area Radio Net. WQT has 3 new countries on 80 meters. The Clarksville Club teaches code to local Boy Scouts, shows ARRL films at meetings, and welcomes new member 9YKT. WHC, now is /KL7 and is looking for Tennessee contacts. The Memphis Club Station, EM, worked the Heart Fund drive, assisted by mobiles ADM, AFB, IBG, SUG, ZGG, FYJ, STI, CV, GQQ, PKI, IQX, WTI, YMB, LVAI, DIX, DCH, CRP, BDK, UDU, UDQ, ACK, RLU, RBL, BAO, ADY, WTJ, ATQ, BTZ, HMJ, HHK, and WBK. New 2-meter Memphis stations are PKI, WTI, AFB, FRB, and FRE. The Knoxville Club's new officers are TYU, pres.; TZZ, vice-pres.; SVE, secy.; J. P. Morgan, program chairman; and PHW, publicity chairman. Oak Ridge Operators Club, Inc., operated SKH/4 at the Hobby Show. Brother Luke, an operator at YN4CB, is visiting his many friends in Memphis. Traffic: W4PL 1196, OGG 551, K4FET 265, W4PFP 231, SCF 147, WAX 118, WQW 109, SKH/4 101, CXY 91, IIB 90, TZO 90, PQP 87, BQG 78, K4FEU 72, W4ODR 52, VJ 44, YMB 40, ZJY 40, H1H 33, IV 32, AFB 31, RRV 27, HEZ 19, TIE 19, SAR 15, UVS 15, TDZ 10, RMJ 6, BAQ 5, FLW 5, HSX 5, HUT 5, UOA 5, UDI 4, GFV 3, YPG 2, NPS 1.

GREAT LAKES DIVISION

KENTUCKY — SCM, Robert E. Fields; W4SBI — NIZ is really carrying the ball for the new (KPN) Kentucky 'Phone Net. The first 14 days of the new Kentucky Net operation showed these figures: 236 stations called in, an average of 16.7 stations per net; 32 messages handled, an average of 2.28 per net. Net time is 1:30 p.m. CST. Mon. through Sat. and 8:00 a.m. Sun. The frequency is 3960 kc. CDA, SEC for Kentucky, asks that all Kentucky ECs report to him the number of AREC members they have signed up. Every amateur in Kentucky should register station facilities and availability as an operator with AREC. Registration forms may be had by contacting your EC, SEC, or SCM. The Mie-Key Radio Club of Russellville has a Novice Emergency Net operating Sun. at 2:00 p.m. CST and Thurs. at 7:00 p.m. CST on 3735 kc. under the capable leadership of JHU. The Novice Net has 15 active stations at the present time. Our hat is off to you, Marvin. Traffic: K4WBC 420, W4KKW 369, K4FBW 92, W4NIZ 64, RFP 54, HSI 49, CDA 47, SBI 42, JCN 41, GFG 19, HFC 12, ZDB 12, ZDA 11, KRC 7, URF/1 5, K4AXE 4, W4ASU 4.

MICHIGAN — Thomas G. Mitchell, W8RAE — Asst. SCMs: Joe Beljan, S8CW; Bob Cooper, 8AQA. SEC: GJH. With HKT retiring as our SCM I am sure that you will join me in expressing our thanks to him for a job well done and extend to him our best wishes for the future. In taking over the duties of this office I pledge you my very best effort to maintain the same calibre of service that you are accustomed to. Many thanks to all who supported me in the election. There is no misunderstanding on my part that this is a one-man job. Rather, it is one of coordinating the cooperative efforts of all members in this section. Let's all keep striving to keep the fine reputation that we in Mich-


igan enjoy. Examination of the appointments file indicates a laxity on the part of some appointees to have their appointment certificates endorsed. Please be reminded that failure to keep your appointment current is basis for cancellation. It is impossible to notify each appointee when to apply for endorsement — it is your responsibility. Word from our SEC regarding approval of the Michigan Communications Plan is encouraging. As soon as it is ratified by the FCC and the FCCA, our RACES Plan can blossom into being. Many AREC registrations are being received, but many more will be needed to fill the ranks. GJH has spent much time doing the ground work so let's show our appreciation by backing him and the rest of his AREC organization with a solid membership. Remember, fellows, in the event of a disaster only those qualified as RACES stations will be allowed to help. Traffic: (Feb.) W8NUL 144, ILP 137, URM 75, NOH 73, SWG 68, IJF 66, DAP 60, QIX 59, HKT 58, PHA 54, SRK 52, WVL 49, FX 40, IV 37, OQH 27, WXO 25, ZHB 23, RAE 22, HSG 21, AUD 17, DSE 17, TBP 12, PHM 10, NTC 9, QOK 7, EGI 5, PSZ 4, TQP 4, TIC 3. (Jan.) W8IKX 44, MLR 44, IV 41, TQP 4.

OHIO — SCM, John E. Siringer, W8AJW — Asst. SCMs: J. C. Erickson, 8DAE; W. B. Davis, 8JNF; E. F. Bonnet, 8OVG. SEC: UPB. RMs: DAE and FYO. PAMs: EQN and HUX. DAE and FYO made BPL for February traffic. New appointments are GLM as EC, W8NUGJ as OBS, and MYV and OMK as OBS. EL2X is looking for stations on 20-meter 'phone in the Youngstown Area at about 3000Z. DZO will remain indefinitely in Arizona. Recently-elected Intercity Radio Club officers are HTO, pres.; OZZ, vice-pres.; and QXD, secy. MHF and NFO are the transmitter-hunting champs in Cincy, while IFX and LDA invariably finish last. VTX is the assigned call of Patterson Co-op High in Dayton. ILC has been bitten by the 2-meter bug. HIF is conducting code and theory classes for his neighbors. This is one way to alleviate TVI complaints. The Tiffin gang was scheduled to join ranks with the SVARC in Fremont on Mar. 14th to honor our fabulous SEC, PBX's Boy Scout students are making great progress, with W8NSA1 attaining a nice score in the Novice Roundup. RCJ reports he now has 35 states worked. The Lake and Geauga Club had 36 attending its annual dinner. W8NSVL's 25 watts gives the Cincy "Big Boys" something to worry about. According to DAE, the Sat. and Sun. 1100 BN sessions are bringing 'em out. The Net has procured 1000 message cards with a pool of 12 sharing the expense. This should afford excellent publicity for BN and the National Traffic System. LVF has returned to Columbus and has resumed his duties as NCS of the 2-meter FM Net. QFF did a nice job as acting NCS during his absence. You can't beat the feminine touch! New officers of the Toledo Mobile Radio Assn. are VQP, pres.; ABE, vice-pres.; MNR, secy.-treas.; and OFG, corr. secy. The *Nelsonville Tribune* gave the Hocking Valley Club a front-page spread with numerous references to Rita, HPP, Ohio's "Miss Amateur Radio." PIZ is the new activities manager of the Van Wert Club. Hamilton's *Feed Line* reports that VHS has gone mobile and that the club mobile frequency is 29.1 Mc. Dayton's *Hot Carrier* informs us that ILC and RKJ are conducting code practice sessions; QEA is on 220 Mc.; Novices VQA and UVW are YLs; and the Hamvention program is shaping up beautifully. The Columbus *Caroscope* states that ZYU is running high power with 80 watts; AER is operating mobile in Florida; JDK and VHO are vacationing in Florida; and W8N8VI was the leading local scorer in the Novice Roundup. The OVARA's Ether Waves has developed into a first-rate DX publication. New OVARA officers are 4EPA, pres.; 8DQC, vice-pres.; 4JBQ, treas.; 8SDJ, secy.; 4OMW, editor; 4KVC, DX editor; 8DJ, v.h.f. editor; and PBU, act. mgr. The Hocking Valley *Key Klits* and *Feed Back*, the newest bulletin received here, tells us that LQH has gotten on 75 meters; LGR/M worked Connecticut on 75 meters; HPP has a new romantic interest; and membership is now up to 35. Springfield's *Q-5* features an article by OKB on how to work DX. The *Toledo Shack Gossip* relates that BIQ has 76 countries on 15 meters; YAE is making his home in Toledo; TLC's son is serving in the Far East; HCN has an 813 clicking on 20 and 75 meters; and OKO has deserted 160 for 80 meters. Eastern Ohio's *Ham Flashes* reports that BZW has Youngstown's first TV transmitter; PWI has returned to 10 meters; JWC has erected a 44-foot vertical; OYQ is a city detective in the Youngstown Police Dept.; the Tri-State Club meets at RZ's home every other Fri. night; and EX is attending Fenn College in Cleveland. Traffic: (Feb.) W8FYO 582, UPB 293, DAE 248, LHV 186, ARO 175, IFX 88, MIQ 76, ILC 75, HNP 73, AL 67, LZE 58, LHH 47, MVJ 46, KDY 35, AJW 27, EQN 26, BEW 16, GZ 13, TLW 12, LMB 10, ET 9, AJH 8, AYR 8, HFE 7, OQP 7, MGC 6, QTF 6, HZJ 4, LGR 4, LZR 4, NQQ 4, PIJ 4, FBZ 3, TJD 3, HPP 2, HUX 2, RO 2, SAQ 2, WYL 2. (Jan.) W8LHV 106, IFX 65, BEW 12, PBX 10.

HUDSON DIVISION

EASTERN NEW YORK — SCM, Stephen J. Neason, W2ILI — SEC: RTE. RM: TYC. PAMs: GDD and JLG.
(Continued on page 88)

Eimac 4X150A



...heart of the deluxe mobile rig!

POWERFUL all-band operation through 420mc, top performance in double or single sideband service and more watt-hours per dollar make the Eimac 4X150A radial-beam power tetrode a tube for the deluxe mobile rig. The advantages offered by the versatility, power and reliability of the Eimac 4X150A make the necessary simple forced-air cooling well worth while—with an Eimac Air-System Socket an automobile defroster type blower is all that's needed to do the trick. With 1000 volts on the plate in typical plate modulated service, the Eimac 4X150A delivers 150 watts of useful plate power output with 200 watts of power input and only 2 watts driving power. The high power gain Eimac 4X150A is also ideal for increasingly popular Single Sideband mobile application. In typical AB₁ operation at 1000 plate volts, it delivers 150 watts of peak

TYPICAL OPERATION

	Class AB ₁	Class C Phone
D-C Plate Voltage	1000 volts	1000 volts
D-C Screen Voltage	400 volts	250 volts
D-C Plate Current	250 ma	200 ma
D-C Screen Current	30 ma	20 ma
D-C Grid Current	0 ma	15 ma
Driving Power	0 watts	2 watts
Plate Power Input	250 watts	200 watts
Plate Power Output	150 watts	150 watts

The plate power output shown does not allow for circuit losses. The 4X150A may be operated at maximum ratings up to 500mc.

envelope power output with virtually no driving power requirement. Maximum ratings show a peak envelope power output of 350 watts with 2000 plate volts. This outstanding performance can be yours by taking incomparable Eimac quality on the road with you in the heart of a deluxe mobile transmitter.

For further information about Eimac tubes and applications write our Amateur Service Bureau.

EITEL - McCULLOUGH, INC. SAN BRUNO CALIFORNIA
The World's Largest Manufacturer of Transmitting Tubes

The SARA is conducting a WAS contest for its members. The contest started Feb. 7, 1955 and will end on Feb. 7, 1956. K2BE has replaced his old end-fed horizontal with a 44-foot vertical ground plane on 3.5 Mc. It works FB. K2BSD is very proud of the certificate of merit he received from the 2nd Regional 'Phone Net. New officers of the HHR are AAD, pres.; K2DRN, secy.; K2AVZ, treas.; and OIT, act. mgr. K2EHI has a new 1500-watt portable power plant and two rigs operating on all bands. KN2JWM, the son of HM, is active on 7 and 3.5 Mc. with a Viking Ranger and a Windom antenna. Mike is interested in the traffic nets. Congrats to K2CIX and his new XYL. K2BOT gave an FB talk and demonstration with an electronic key at a recent meeting of the YARC. K2EDH received his well-earned Section Net certificate for activity on NYS. K2BJS, our acting RM for NYS, makes BPL again. RUF, mgr. of NYS, reports that outlets are badly needed for the area between Schenectady and Plattsburg, also in Sullivan and Delaware Counties. Attention ECs: If your appointment is due or past due for endorsement and you wish to continue, it is important that you notify the SCM within the next thirty days. Failure to do so will result in immediate cancellation. KN2CZM has a 522 on 144 Mc. K2DRN has a box of parts he hopes to whip into a Viking Ranger. K2CQS completed his s.s.b. rig. K2AJN is on 3.9 Mc. KN2HXR is building a 150-watt final designed by K2CQS. WRI is operating s.s.b. and is busy building a 300-watt final for his 20A. Traffic: (Feb.) K2BJS 601, EDH 53, W2LRW 38, K2BSD 26, BE 15, EHI 13, W2SHI 6, (Jan.) W2LRW 40.

NEW YORK CITY AND LONG ISLAND — SCM, Carleton J. Coleman, W2YBT — Asst. SCM: Harry J. Daniels, 2YUK, SEC; ZAI, PAM; JZX, RMs: VNJ and LBJ. ZAI reports AREC/RACES activity is excellent in Brooklyn, Queens, Staten Island, Nassau, and Suffolk. Nassau 10-meter AREC is planning monthly hidden transmitter hunts. ADO assisted in the Nassau-Suffolk 10-meter relay during RACES drill. VNJ has started NLT (NLI Training Net) at 1530 EST on 3710 kc. (Mon., Wed., Fri.). This is an excellent opportunity for Novices and slow-speed operators to get started in traffic-handling. LBJ made BPL again and became the sixth NYC-LI medalion winner. KEB/KV again tops the traffic list. K2CQP made BPL and is DX-hunting on 80 meters. JOA needs Asia for WAC. OME has a new mobile antenna. Illness in the JZX family has kept Vi from being on the air regularly. K2AAMP built an antenoscope. AEF is participating in propagation reliability tests requiring over 100 hours per month of operation. K2IWW became General Class. K2ECN is the new Asst. EC in Brooklyn. The AREC Net has PNR, K2DDE, and KN2IXP as new members. K2JYL is on the air with 5 watts. BO is remodeling the shack with a new console. IN has 20-watt s.s.b. rig on 40 meters. PF would like to start an s.s.b. traffic net. Anyone interested? K2DVT is building a new c.w. and s.s.b. rig to replace the 20-watter. EEN has a new 40-foot tower for the 20-meter beam. DLO completed a 20-meter shortened beam in time for the DX Contest. K2AMM has finished the 220-Mc. converter. K2ESZ has a 6360 rig planned for 220 Mc. K2HYK plans 150 watts 'phone/c.w. IVU and IVS are competing for CID Party section honors. JBQ soon will finish redecorating and will return to the NLI Net. NEG is finishing the 40-meter ground plane. LGK and K2CJP earned Net certificates for their activity in Queens AREC. KN2LIX is a new Novice at HJ. K2JPG dropped the "N." K2ANE is active from East Norwich on 40 and 80 meters. The Lake Success RC, YKQ, is heard on 144 Mc. New members of the NYRC are K2s BRL, GOT HGP, IMD, and JFQ, and KN2s IAD, JVT, and LAG. K2LJM is the Fordham RC call, with AMR, NSH, RRR, K2s BTJ, IFO, IKZ, ISK, and KN2IBZ as new members. News from Suffolk County finally arrived! The Suffolk County RC officers are MZB, pres.; JFU, vice-pres.; K2BTT, secy.; and OKK, treas. OQQ has a new YL. FHX was presented with twins, a boy and a girl. TPZ became a grandpa. Ex-RTZ, now 8UFZ, is 8UKV's XYL. CXG is with the USAF in Mississippi. IYS is operating the s.s.b. rig on 75 meters. EAF, FTV, and MZB are getting started on 2 meters. AJF may join them. It looks like a new club may start in Eastern Suffolk, with K2EC leading the way. AJR is chasing DX on 15 and 20 meters. YBT has moved to a new house. K2BAH is looking for 220-Mc. activity in the Richmond Hill Area. New officers of the SIARA are HFQ, chairman, GGJ, treas.; IPA, rec. secy.; and VKF, corr. secy. K2EUZ has 500 watts almost ready to go. JUN has a new Tecraft 2-meter converter. NEG is beginning a radio club at Seaford H.S. The New York Radio Club is holding its third annual picnic and transmitter hunt at Bethpage State Park, at Bethpage, Long Island, N. Y., on Sun, May 22nd, starting at 11 a.m. Women and children free; all OMs \$1.00. All hams are welcome and a good time is assured. Refer inquiries to CYK, picnic chairman. Traffic: (Feb.) W2KEB 297, K2V 636, K2CQP 507, W2LJP 502, VNJ 348, JOA 209, OME 157, K2ABW 114, W2JZX 110, MUM 108, K2AMP 81, W2AEE 72, DSC 64, GXC 38, K2CRH 32, W2OBU 29, BO 16, HJ 13, IN 11, K2AED 10, W2PF 10, K2DVT 1, (Jan.) K2CQP 402, W2IVU 186, HJ 20, GXC 16, (Dec.) W2GXC 80.

NORTHERN NEW JERSEY — SCM, Lloyd H. Mana-

mon, W2VQR — SEC; IIN, PAM; CCS, RMs: EAS, CGG, and NKD. OGU has been appointed Technical Advisor to the Raritan Bay Radio Amateurs Club. K2EQD has returned from a Florida vacation. Hal also is a new OO. TTM is on the air with a new 829 in the final on 144 Mc. K2DDMI is busy getting settled in his new QTH in Sayerville. Our thanks to K2BVE for keeping us informed of activities of the RBRA. COT is working on an s.s.b. rig. New hams in the Livingston Area are NMB and KN2LFD. The Teen-Age Rag-chewers Net meets Mon.-Fri. on 3525 kc. New members are invited to call in any time. KN2HXP is building a new rig with 6146 in the final. CCS is back in the swing of things after a lull in activity. Henry has just finished his term as director of TCPN. The new second-call-area director is HTD, of Red Bank. Code and theory classes conducted by the Irvington Radio Amateur Club are very well attended. Average attendance ranges from 20 to 25 each session. KN2JCA and KN2IRM have passed their General Class exams. NLY received WPR-50 certificate. K2EQP is busy with a new VFO. K2GBP is putting his mobile rig in the new car. COG receives the sympathy of the gang on the death of his mother. AYP is back in civilian life. AQC is on 144 Mc. with 1.5 watts and six-element beam. K2HHG is working DX from his mobile rig while going to and from work. K2BIF prefers working DX to writing out tickets — he's a cop! NSG, the modern ham station at Upsala College, has installed a c.e. job for Novice members of the college radio club. GTF is a complete DX station at St. Peters College with K2AEK trustee and chief of operations. KN2KJP, a student in the senior term of TV school, has been assigned the station call to match the initials of his name, K. J. Pelletier. KN2IGH has a new jr. operator, a son. KFR reports the Penn-Jersey Radio Club meets the 1st and 3rd Wed. of each month at County Court House, Belvidere. NKD is in a new QTH at Scotch Plains. OO reports were received from seven appointees this month. NIE is the proud owner of a new 20-A s.s.b. exciter. Your SEC, IIN, is going through the EC appointments and weeding out the inactive members. If your appointment has lapsed and there is no report of activity for a period of six months or more, he is cancelling the appointment. We notice that some of you still are mailing your reports to the office of the SCM at the old QTH. Please check page 6 of QST for the new address. Word has been received from ZK, aboard the *Atka*, in the form of an official New Year's greeting. The letter was received as a first-day cover from the ship's post office dated Jan. 12th and now is framed and adorns the shack wall at YGR. Traffic: W2EAS 135, K2GFX 81, BWQ 14, W2CCS 12, CFB 8, BRC 7, NLY 3, CVW 1, HXP 1.


MIDWEST DIVISION

IOWA — SCM, William G. Davis, W0PP — The Waterloo Club has an activity calendar out for the full year. Good idea! Twenty-seven reported this month. New officers of the Clinton Club are KGZ, pres.; JAD, vice-pres.; USF, secy.; 9ZIP, treas. HMM has a father/son team in his classes i.e., DST and WN0YZE. The club at Luther College is progressing nicely. QLU sends in the first report I've had from an OES. BDR apologizes because there wasn't more traffic to report and he's still No. 1. HII SCA gets his 50th BPL. We have three crowding for BPL — PZO, CZ, and LJW. Hope they make it before my term runs out. New stations on TLCN are UCE, UIJ, and SQE. RJX represents TLGN on TEN each Fri. night. LJW has a new 140-X. PP has a new SX-96. A new WN in Burlington is 13-year-old KN0AAH. KP4WU/0 now is W0ZOH. EHH now has a Globe Scout 40-A and an HQ-140X. New Novices at Creston are ZUZ and ZAZ. Ben Fowler, Iowa c.d. director, spoke at the Ft. Dodge Club. PAN is hoping for a BPL. HVV reports that KWT, UTD, OFQ, and HWU put on a program demonstration for the Science Club of Independence High School Feb. 10th with 50 in attendance. New hams in Waterloo are OFV, WN0ZLL, and WN0ZHA. WN0TQI is hot after his General Class Ticket. A new Novice in Des Moines is ZMI. Traffic: W0BDR 1459, SCA 1225, PZO 364, CZ 231, LJW 218, QVA 79, EHH 62, KVJ 34, LFZ 33, BLH 31, NGS 23, PAN 22, RMG 21, SFK 9, HWU 6, FDM 5, UTD 4, HXA 2, NYX 1, WN0TQI 1.

KANSAS — SCM, Earl N. Johnston, W0TCV — SEC: PAH, PAM; FNS, RM: KXL/NLY. The WARC held its annual banquet and installation of officers Feb. 17th. New officers are BLX, pres.; WNN, vice-pres.; BVM, secy.; and IJV, treas. The Lawrence ARC held a meeting in the new quarters at Police Headquarters Feb. 25th to discuss plans for c.d. The CKRC of Salina conducts code and theory classes every Tue. and Thurs. The 1st class produced 6 Novice tickets. Also the CKRC mobile group helped the Police collect more than \$8,000 for the "Mothers March for Polio." PSL has a 20A s.s.b. rig, making 4 for Salina. MVG visited ARRL at West Hartford. WN0ZQG, who has a Globe Scout and an NC-173, is a new station in Colby. LBJ received his RCC certificate. LQX is working for his WAS on 80-meter c.w. MOX reports 2-meter contacts with FRK, OTN, and several KC boys. KEC and ZDB, of Lawrence, have made several 420-Mc. contacts. DIU, of KXXX fame, has acquired an XYL, ECF, of Topeka, is back on the air with a new Ranger. LIX is having success with his

(Continued on page 90)

QUALITY PRODUCTS BY **B&W**



JUNIOR AND HEAVY DUTY BUTTERFLY VARIABLE CAPACITORS

B&W heavy duty butterfly capacitors pave the way for increased efficiency in single-ended and push-pull circuits, provide better L.C. ratios at high frequencies with beam power tubes. Junior butterfly capacitors are ideal for medium power triode or tetrode stage plate circuits, etc. Having 25% of the frontal area of the heavy-duty type, these units provide peak efficiency, more power, in less than normal space.

ALL OF THESE FINE B&W products are available at leading distributors' everywhere.

B&W

Barker & Williamson, Inc.

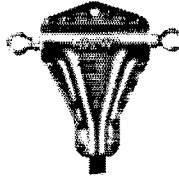
Barker & Williamson, Inc., 237 Fairfield Ave., Upper Darby, Pa.

MININDUCTORS




Highly efficient miniature coils offering extremely low losses and real space saving economy. Ideal for compact, high frequency circuits, mobile and portable rigs. Diameters from 1/2" to 1", standard lengths of 2" or 3". Choice of 4, 8, 16, or 32 turns/inch.

COAXIAL CONNECTOR




Permits efficient, watertight, coaxial cable connections for antenna systems. In addition, it serves as a center insulator for a half wave doublet antenna. Ruggedly constructed of aluminum, with steatite insulation, connector withstands a 500 lb. pull.

DIP METER



This indispensable instrument serves as a sensitive grid dip meter, signal generator, absorption wave meter, or signal monitor from 1.75 to 260 mc. Saves time in transmitter tuning, neutralizing, antenna loading, etc. Color coded 5 band dial matches five coils supplied.


BASES, MOUNTING ASSEMBLIES



Permit compact assemblies with capacitors, jack bars, plug-in coils, and links. Available for open wire plug-in swinging links or Faraday shielded links. Assemblies include jack bar, arm and hinge, open wire or shielded link, metal bottom plate or capacitor mounting bracket.

We can deliver from stock

the new PANADAPTOR MODEL PR-1



the eyes of your modern receiver

The new smart-looking PR-1 has sufficient compensation available to provide wide-view Panoramic reception with modern receivers featuring high selectivity. Operates with receivers having an IF of 450 kc-470kc. or 500 kc.

The PR-1 offers visual monitoring over a band of frequencies up to 200 kc, let's you "see" . . . everything from the other fellow's frequencies in three-way or round robin QSO's to replies to your CQ's. You see it all on a 3-inch CR Tube which also simplifies frequency setting and station monitoring, facilitates network operations, assists in making adjustments of transmitters and antenna, enables identification and interpretation of transmitter signal characteristics (your own and others), selects QRM-free spots for sending and listening.

Features • Visual displays up to 200 kc. wide • 3-inch Cathode Ray Tube • Phone output for use of PR-1 as a second unsignal aural receiver • Cathode Ray Tube connection for use as external 'scope.

ONLY \$199.75 Net

When ordering specify model of your receiver and I.F.

NEO-TECH PRODUCTS, INC.

14 So. Second Ave. • Mount Vernon, N. Y.
Mount Vernon 4-3970

new mobile. UML is active in the Nebraska Slow-speed Net. In case some of the Novices haven't heard of it the Kansas Novice Net which started Feb. 27th is called "QKN" and meets on 3735 kc. at 1400 Sun. Am sorry to report another Silent Key this month. WØYPO, of Topeka. Traffic: (Feb.) WØOHJ 385, B1J 266, UAT 243, NYI 242, FEO 90, MXG 82, ABJ 61, EOT 54, NFX 45, F1J 42, KSY 42, ECD 33, LQX 24, LCQ 22, PMS 21, IFR 19, SQX 18, YJU 17, SAF 16, SVE 16, LW 15, ONF 15, YTE 13, TNA 11, KFS 10, LQX 9, ICV 7, ITO 7, ZUA 7, VBQ 6, TRG 4, DEL 3, UML 3, RXM 2, LIX 1. (Jan.) KØFDL 403, WØMIXG 50.

MISSOURI — SCM, Clarence L. Arundale, WØGBJ — SEC: VRF. PAM: BVL. RMs: OUD and QXQ. The Rolla Amateur Radio Association has elected the following officers: NXG, pres.; MKV, vice-pres.; PXX, secy.; CCL, treas. LQC has been awarded the MARS station-of-the-month award for the 10th Air Force 16-state area. EBE's mother recently passed away. QMF installed a VFO in the 144-Mc. rig. OMMI won for the WØ section in the YL Anniversary Party. CKQ received his CP-25 and A-1 certificates. RTW added a modulator to his Heath AT-1. HUI received an A-1 certificate. TCF added a Q-multiplier to the NC-88. PNA is rebuilding the transmitter. OIV has a new Viking II. VFO is EC for Waynesville Area. WØYFYV has a new SX-42, ESY an HT-9, and NVJ a new SX-99. FLN has joined the MARS organization. WAP is having excellent results with the Show-Me Net since moving to 3580 kc. I wish to thank the radio clubs and individual amateurs in our section for their splendid cooperation and assistance during my terms as SCM. It has been a pleasure to have served you the past four years. I wish to urge your continued support of GEP, your new SCM, who is a very capable man with a great deal of experience in traffic work. Traffic: (Feb.) WØCP1 1033, KØLBO 391, WØGAR 306, GBJ 240, BVL 210, OMMI 126, SAK 110, RTQ 97, CKQ 86, WAP 69, VFO 64, RTW 62, OUD 55, WØLHB/Ø 52, WØEBE 49, KA 45, KIK 42, HUI 31, OMP 20, PNA 20, SUY 25, QMF 10, ØSZ9, WIS9, EGE 8, MFB 8, KCV 7, BUJ 4, WØZOI 3, WØPTV 2, TCF 2. (Jan.) WØEIV 56, QWB 8, WIS 4.

NEBRASKA — SCM, Floyd B. Campbell, WØCBH — Asst. SCM: Tom Boydston, ØVYX. SEC: JDJ. Total QNI for the C.W. Net was 411 QTC 441. New members of the net are GEQ, GLZ, RIN, DDT, EZT, QMY, and FXH. 5DTA/5 has been reporting into the Net from Fort Worth bringing traffic from Florida and Southern points. BEN, from Colorado, also has been a frequent reporter into the C.W. Net. DDT has a CP certificate. RNI and KDW have received certificates for TEN. RDN also has 5000 Trafficers Club certificate. PZH has rebuilt and now has 200-watt 'phone and c.w. all-band VFO with hot and cold water. AIN was notified by KOGA, at Ogallala, to get on the air during a recent blizzard when some people were lost. ERM assisted and everything worked very smoothly. Stations helping out were LOD, ZAA, GEQ, UQB, and BEN. The SOO Radio Club of Sidney is planning big things. GDZ has a new 75A-3, Viking II with VFO and all the trimmings. RHL is secretly eking a better location for DX and better antennas. OED is back on the air with 65 watts 'phone and c.w. AZC, RCH, VUO, and ADK are on 40-meter 'phone. The Union Pacific Radio Club is being organized. Any amateur employed by U.P. is eligible. Drop a line to R. D. Burghart, WØWR, Box 501, Valley, Nebr. Be sure to give your occupation and enclose your QSL. Traffic: (Feb.) KØAIR 385, WØRDN 302, ZUF 189, RNB 165, RIN 135, KDW 66, HTA 50, MAO 33, VYX 33, FQJ 30, FXH 29, AEM 24, ERM 20, DDP 16, AGP 12, CBH 12, EQQ 12, HQN 12, OCU 12, ORW 12, FTQ 11, BEA 10, FMW 10, GVA 10, ZGH 8, IRW 7, PUT 7, QXA 7, AIN 6, IAY 5, NIK 5, HXH 4, RAM 4, UJI 4, BOQ 2, CHI 2, FRF 2, LEF 2, NGZ 2, NHS 2, PDJ 2, PZH 2, UOV 2, PPT 1. (Jan.) WØRDN 166, KDW 32.

NEW ENGLAND DIVISION

CONNECTICUT — SCM, Milton E. Chaffee, WIEFW — SEC: LKF. PAM: LWW. RM: KYQ. MCN and CN 3640, CPN 3880, CTN 3640 Sun., CEN 29,680 kc. CN moved 187 messages in 24 sessions according to KYQ, the RM, KYQ, RGB, RFJ, and LV rated QNI honors. CTN meets Sun. at 0900 on 3640 kc. and is ideal for the new traffic men and those who want to learn traffic-handling at slow speed. RFJ is net manager and will welcome all comers — straight keys only. MCN rolled up 163 messages in 23 sessions with QNI leaders YYM, IBE, RGB, and RFJ. CPN accounted for 114 messages listing KGT, LWW, VSH, VWL, YBH, and DAV topping their QNI list. UJG reports lack of time is holding up his v.h.f. developments. ICP put on his TVI talk and demonstration for the Hamden Club Mar. 9th. EDA schedules 6LQU, 7ZZZ, and 4CSD and also checks into UTL. YBH is a regular on ØSDN, TCPN, and CPN. APA is active on 7-Mc. 'phone and has worked 35 countries there. BDI is trying a CD-2 on 144 Mc. YNC reports his traffic activity still is hampered by low power. WNH is back in business on CN and other schedules. GIX renewed OPS, OBS, and OO appointments while TD renewed OBS, AOS, FSH, and MHF renewed EC appointments and AMJ became a new EC in Waterbury. WHO has a new Ranger on 28.5 Mc. and a new 141-Mc. final featuring

(Continued on page 92)

The 1955 EDITION

OF

THE RADIO AMATEUR'S HANDBOOK

*A*N INVALUABLE reference work and text for everyone—hams, engineers, lab men, technicians, experimenters, students, purchasing agents.

*D*istributors throughout the Nation have the 1955 Edition in stock. Better get your copy of this *complete* Handbook now. The demand is terrific!

*I*n the pages of this latest edition will be found, in addition to accumulated knowledge since the first Handbook was issued in 1926, the latest proved findings and experiments invaluable to ham and engineer alike. Every field of ham radio is covered: transmitting, both c.w. and 'phone; receiving; propagation; antennas; construction; theory; charts; diagrams; circuits; miscellaneous data; procedures; station operation, etc.

For instance, the 1955 Edition carries

- Chapters on Theory: Electrical Laws and Circuits, Vacuum Tube Principles, High Frequency Communication, Antennas, Modulation, V.H.F. and U.H.F.
- Chapters which include How-to-make-it articles dealing with Receivers, Transmitters, Power Supplies, Radiotelephony, V.H.F., U.H.F., Antennas and Mobile Equipment, etc.
- A separate chapter on test and measuring equipment
- 67 pages of data on vacuum tubes and semiconductors, a great time-saver to both engineer and ham
- 148 pages of valuable catalog/advertising sheets, containing manufacturers' and distributors' products and services . . . a useful supplement to the editorial section
- Plus thorough treatment of such subjects as assembling and operating a station, BCI and TVI, construction practices, etc.—and fully indexed and completely illustrated throughout. You can locate in a jiffy what you want.


▶ \$3.00 U.S.A. Proper. \$3.50 U.S. Possessions & Canada. Elsewhere, \$4.00. Buckram bound Edition, \$5.00 everywhere. All prices postpaid.

The AMERICAN RADIO
RELAY LEAGUE, INC.

West Hartford 7, Conn. • U.S.A.

**ONLY THE VIKING
MOBILE OFFERS YOU..**

3 BIG EXCLUSIVES!



EXCLUSIVE

Single Knob Tuning—The only commercial amateur transmitter, gang-tuned exciter through final.

EXCLUSIVE

Antenna Loading System—The only system designed for efficient coupling and transmission of power into the impedances encountered in mobile antennas! (Pi-network systems simply will not cover mobile antenna impedance ranges.) The Viking Mobile uses special, series tuned link circuits for each band ganged to a single front panel control. No annoying plug-in coils or coil tapping necessary.

EXCLUSIVE

RF Fixed Bias Supply—A feature exclusive to the Viking Mobile—Saves up to 7 amperes car battery drain while transmitter is operating!

Most Powerful Audio—PP807's modulating a single 807! Terrific audio punch for cutting through QRM.

Bandswitching—75, 40, 20, 15, 11 and 10 meters. Compact—measures only 6" high by 7" wide by 10" deep. Flexible—operates with 300 volt supply as well as with 600! Available for 6 or 12 volt operation. Dynamotor or complete dynamotor power supplies are available.

Viking Mobile Transmitter Kit, less tubes \$99.50 Amateur Net

Viking Mobile Transmitter wired, tested, less tubes, \$144.50 Amateur Net

Other Fine Johnson Mobile Equipment

Mobile VFO—Designed for steering post mounting... exceptionally stable mobile frequency control.

Whip Load-6—Bandswitching Antenna Loading System. 75, 40, 20, 15, and 11-10 meters.



E. F. JOHNSON COMPANY


2815 SECOND AVE. S. W. • WASECA, MINNESOTA

a pair of 6146s. VLE wrecked his 829B so retired temporarily from 144 Mc. ULY is a mobile member of DSDN. The HCARA meeting Mar. 18th featured a talk by Al Pichitino, chief engineer E. F. Johnson Co. BGP reports new Novices DML, DOU, DXJ, and DZC in Stratford. New officers of the Meriden Club are STT, pres.; WEE, vice-pres.; ULL, secy.; and OOC, treas. MARC has resumed publication of its *Key Kitz*. ZJV reports KNT is credited with a big assist to new Novices AES, BSZ, and CLL and new General Calls to ZJY and ZJZ. BVB and VW came through with OO reports. ZFK is ready for business with Technician Class ticket. Traffic: (Feb.) W1YBH 141, CUE 129, AW 118, EFV 100, KYQ 98, NJM 88, LV 86, RRE 80, YYM 80, LIG 54, HYF 51, RFJ 44, BDI 38, ZDX 35, APA 29, UED 26, QJM 20, EDA 18, KV 17, AYC 10, BVB 7, JTD 6, WNH 6, FTM 5, GVJ 4, SJ 4. (Jan.) W1FTM 16.

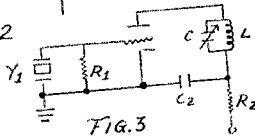
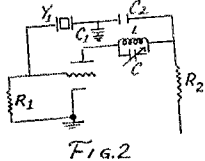
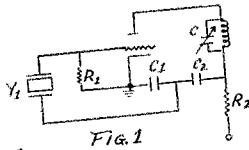
MAINE—SCM, Bernard Seamon, W1AFT--SEC; BYK, PAM; WRZ, RM; OHT. The Pine Tree Net meets Mon., Wed., and Fri. on 3596 kc. at 1900 hours. The Sea Gull Net meets Mon. through Fri. on 3940 kc. at 1700 hours. The Barnyard Net meets Mon. through Sat. on 3960 kc. at 0700 hours. The OX Net meets daily at 2000 hours on 29.5 Mc. This is a true emergency net composed of eighteen RACES stations in Oxford County. The radio club over there places posters in prominent spots in the County inviting the filing of traffic. A nice note was received from LDC, who works high atop Mt. Washington at MTW-TV. BOK has been elected as assistant fire chief of Dexter. A.W.N. of Lincoln, is recovering from serious surgery at the Eastern Maine General in Bangor. The best to you from all the gang. Al YDX is carrying on very much alone down in Kittery on 430 Mc. He would like some contacts. WRZ is on with a fat 400-watter. The Maine amateurs again have asked the Maine State Legislature to issue them distinctive automobile license plates in order that they may be of even greater public service by being readily identifiable to police, fire, and c.d. officials. Your SCM has appointed BPI chairman of the License Plate Committee. Al and about fifty Maine amateurs appeared before the Transportation Committee and gave a good accounting of our aims and ambitions. Traffic: W1WTG 102, LKP 99, UDD 50, LYR 44, ZME 43, YYW 29, EFR 24, BX 20, B TY 17, YTE 12, AFT 8, WRZ 7, FKH 4, TGW 2.

EASTERN MASSACHUSETTS—SCM, Frank L. Baker, jr., W1ALP—New appointments: WUW Foxboro, TFJ Wilmington, ZZX Marshfield as ECs; TNK as OO. Appointments endorsed: LJT Brockton, RRA Winchester, AR Belmont, VRK Swampscott, AGX Peabody, TQP Area 1 Radio Comm., and DDC Ayer as ECs; LJT as OES; QMJ, AGX, and WSN as ORS; HLL, MD, and AR as OPSs; CTR and SPL as OBSs; and JOJ as OES/OBS. ZXX is Satuit Radio Club president. 6MUJ is visiting in Quincy. Heard on 2 meters: CEI, NBS, APW, UZZ, WNI, CWR, QZF, ZFD, ZQL, DPN, ZSD, ZXH, DWF, DRJ, CHN, and 4ZVK/1. KHH is on 10 meters. Heard on 20 meters: ARG, WHD, VMU, KVH, EGR, UWB, LR, and ALP. ALP has a Match Box for his Viking II. New General Class hams: AJG, BNZ, CSP, DIL, AJH, ZVS, BJX, and CPP. New Tech. Class: CAS, DDN, ZXC, WQH, YRI, CPW, and CQE. New Novices: DPC, DWH, and DWG. ZEN/RCJ visited CTR, UIR, VOU, KWD, and CTR are working on a Quad beam for 2 meters designed by MME. The Arlington C.D. Net had a checker game on the air. FWQ is Radio Officer and LLY is Alternate. The Lexington Net visited THO for Panadapter checks of mobile signals. AGX has a new QTH in West Peabody. Radio Amateur Open House had a talk by TCG on Indicating Instruments in the Ham Transmitter. Area 1 Radio Comm. held a meeting with BL, RTG, CQ, OTK, ZYK, and ALP. The South Shore Club held regular meetings. The Braintree Radio Club, DUO, held a meeting in its new quarters. WSN has a new rig for 20 meters. BGW still is on RTTY and has sked with VE2ATC on Sun. A.M. TUD and DWO are on 160 meters. DQF has her rig in her kitchen. SSA is back on 10 meters. TYU is in Quincy Hospital. CF and PIG are now K2FM and W2PIG at Hixon, N. J. VTH moved to Weymouth. DXQ now is in Quincy. TY has a new QTH. CLF has a new wide-spaced four-element beam for 20 meters. QLT has a Viking Adventurer and RME-69. BSY gave a talk at the Wellesley Amateur Radio Society on Using All-Band Antenna with Tuned Feeders. The Buzzards Bay Cape and Islands Emergency Net meets on 145.260 Mc. at 1900 Mon. BCN is N.C and CMT, UUM, DPO, OH, PMC, CUY, DJK, TYZ, TJJ, DUT, AQN, LNR, MYE, ZGO, LYV, YHQ, MFI, QWI, JNJ, MNF, NKS, ZSJ, YAN, and MKW are on. KBN and UOZ are members of the College Net. The Norwood c.d. group helped out with mobile rigs when 3 Boy Scouts were lost. SIX reports a c.d. demonstration of communications at Georgetown with AFJ, WTK, KT, CVG, YYL, and WCI helping out. They used 2-meter radio units in 5 cars with one in the Central Fire Station. TTY has a Ranger kit. UKA has a new job. PIW is on 10-meter c.w. PYM will have high power on 20 meters. QMU plans a long wire in Stoughton. SXD is back at work again. UH has a new 20-meter beam. LMU is trying low power on 10-15 meters. RM has a new mast. Newton c.d. members meet on 6 meters Sun. nights. EK has a Sonar rig at work. JOW is on 6-meter f.m. DGY has his General Class license. GGP has moved to Hialeah, Fla. The Winthrop c.d. group had the

(Continued on page 94)



The "Robert Dollar" Oscillator



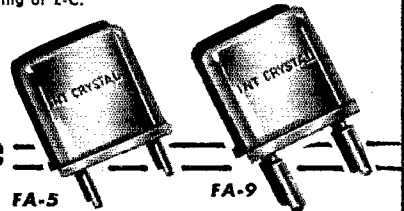
International CRYSTAL Mfg. Co., Inc.

Further discussion of the "Robert Dollar" Oscillator

Last month we discussed use of the circuit shown in Fig. 1 for overtone use; and, as redrawn in Fig. 2, as a basic Pierce Oscillator. (QST, April, 1955).

Now, if capacitor C (Fig. 2) is tuned to approach the third overtone resonant frequency, a point will be reached where the crystal ceases to oscillate on its fundamental and begins to oscillate on its overtone frequency. At this point a change in the oscillator frequency occurs, since the overtone frequency is not an even multiple of the fundamental. An increase in grid current and output on the third harmonic will be noted as capacitor C is tuned. This same circuit may be used on even harmonics, however the crystal continues to oscillate on its fundamental in this case. Thus it can be seen that the "Robert Dollar" circuit will oscillate under a wide variety of conditions and if the tuned circuit L-C is not properly adjusted, overtone operation will not be realized.

With plated overtone crystals the circuit shown in Fig. 3 provides equal or more output under similar conditions than does the circuit in Fig. 1. In this circuit the crystal will operate only on its overtone frequency and depends on the tuning of L-C.



ONE-DAY PROCESSING

Spot Frequencies 1500 KC to 75 MC

.01% TOLERANCE—Crystals are all of the plated, hermetically sealed type and calibrated to .01% or better of the specified frequency. See specifications below:

For closer tolerance and commercial applications use the F-6 series crystal. Write for full information.

SPECIFICATIONS

Holders: Metal, hermetically sealed, available in .093 dia. pins (FA-9) or .050 dia. pins (FA-5).

Calibration Tolerance: $\pm .01\%$ of nominal at 30° C.

Temperature Range: -40° C to +70° C.

Tolerance over temperature range from frequency at 30° C $\pm .01\%$.

Circuit: Designed to operate into a load capacitance of 32 mmf on the fundamental between 2000 KC and 15 MC. Designed to operate at anti-resonance on overtone modes into a grid circuit without additional capacitance load. Write for recommended circuits).

Orders for less than five crystals will be processed and shipped in one working day.


HOW TO ORDER—In order to give the fastest possible services, crystals are sold direct. However, crystals are also available by special order through your local jobber. Where cash accompanies the order, International will prepay the Airmail postage; otherwise shipment will be made C.O.D.

PRICES FA-9* (Pin Diameter .093)*
FA-5 (Pin Diameter .050)

Pin Spacing .486 (*FA-9 fits same socket as FT-243)

RANGE	TOLERANCE	PRICE
Fundamental Crystals		
1500-1799 KC	.01%	\$4.50
1800-1999 KC	.01%	\$3.90
2000-9999 KC	.01%	\$2.80
10000-15000 KC	.01%	\$3.90
Overtone Crystals		
<i>(for 3rd overtone operation)</i>		
15 MC—29.99 MC	.01%	\$2.80
30 MC—54 MC	.01%	\$3.90
<i>(for 5th overtone operation)</i>		
55 MC—75 MC	.01%	\$4.50

International CRYSTAL Mfg. Co., Inc. 18 N. Lee Phone FO 5-1165 OKLAHOMA CITY, OKLA.



MODEL PRECISION 88

**HIGH SENSITIVITY VTVM
and ELECTRONIC OHMMETER**
Complete with 3-way Universal Test Probe
**PEAK TO PEAK VOLTAGE
RANGES TO 3200 VOLTS**

A compact wide range VTVM-Ohmmeter for modern electronic circuit checking in the laboratory, on the production line and in the ham shack. Features include Peak-to-Peak voltage ranges which afford a new high in P-P reading accuracy of pulsed wave-forms in color or monochrome TV and similar applications.

7 DISTINCTLY SEPARATE FUNCTIONS 40 SELECTED, WIDE-SPREAD RANGES

- ▶ **6 TRUE-ZERO-CENTER DC VOLT RANGES:**
Constant 26 $\frac{2}{3}$ Mega input resistance.
0 \pm 1.2 \pm 6 \pm 12 \pm 60 \pm 300 \pm 1200 volts.
- ▶ **5 ELECTRONIC OHMMETER RANGES:**
0-1000-10,000 ohms. 0-1-100-1000 Megs.
- ▶ **6 PLUS and 6 MINUS DC VOLT RANGES:**
(Left-Hand-Zero) constant 13 $\frac{1}{3}$ Megohms input.
0-1.2-6-12-60-300-1200V.
- ▶ **6 HIGH IMPEDANCE RMS AC VOLT RANGES:**
0-1.2-6-12-60-300-1200 volts
- ▶ **6 HIGH IMPEDANCE P-P AC VOLT RANGES:**
0-3.2-16-32-160-800-3200 volts.
- ▶ **5 SPECIAL HIGH FREQUENCY PROBE RANGES:**
0-1.2-6-12-60-300 volts RMS.
(Requires optional PRECISION RF-10A HF Probe).
- **ONE UNIVERSAL COAX. AC-DC VTVM PROBE** serves all functions other than HF ranges.
- **PEAK-TO-PEAK "RE-SET" PUSH-BUTTON** for rapid "zero" return of special electronically damped test circuit.
- **EXTRA-LARGE 5/16" RUGGED PACE METER.**
200 μ A sensitivity \pm 2% accuracy.
- **1% MULTIPLIERS and SHUNTS.**

MODEL 88: complete with detachable AC line cord, internal ohmmeter battery, coaxial VTVM Probe and operating manual. Size: 5 $\frac{1}{2}$ x 7 x 3 $\frac{1}{2}$ "..... \$69.75 net

ACCESSORIES FOR THE MODEL 88

- RF-10A HF vacuum tube probe..... \$14.40 net
- TV-8 60 Kilovolt safety probe..... 14.75 net
- ST-1 Snap-on foldaway tilt-stand..... 1.00 net

PRECISION Apparatus Co. Inc.

70-31 84th Street, Glendale 27, L. I., N. Y.

Export: 458 Broadway, New York 13, U. S. A.

Canada: Atlas Radio Corp., Ltd., 560 King St. W., Toronto, 28

following on: UOC, BDU, DJ, OIR, MQB, NMX, VIS, DPN, DLY, DQF, DRP, HFJ, BOX, DEL, CMW, TTH, BB, BE/1, ZVO, and DUV. QUX now is in Winthrop. 4VVU/mm was heard on 10 meters coming into Boston. CTP is a new ham in Fall River on 40 and 80 meters. UE has a 622 on 2 meters. DDC will be on 2 meters again and has been on 80-meter c.w./phone working DX. F7ER and FASDA. SK spoke on s.s.b. at the Wellesley Amateur Radio Society meeting. YYE has a Viking Ranger. WNIDOM, Quincy, has an Adventurer transmitter. AAI is now General Class. Traffic: (Feb.) W1EMG 287, UKO 202, IBE 183, EPE 112, WSN 90, LM 79, UE 49, TY 32, AVY 29, NUP 29, BY 21, BB 7, WU 6, TYN 5. AHP 2, ATX 1, HIL 1. (Jan.) W1CLF 18, BGW 10, QLT 10.

WESTERN MASSACHUSETTS — SCM, Osborne R. McKeraghan, W1HRV — SEC: RRX, RM: BVR, PAM: QWJ. The WM C.W. Net meets on 3560 kc. Mon. through Sat. at 1900 EST. New SEC is RRX, Holyoke. QWJ and JYH put on a fine demonstration of s.s.b. at the HCRA, Inc., February meeting. The HCRA v.h.f. gang lost to the Hartford boys in the January V.H.F. SS and the payoff dutch treat dinner was held at Tintis, Agawam, Mar. 4th. After the feed all went to the HCRA meeting for presentation of a gavel to the Hartford Club and enjoyed a fine v.h.f. talk and demonstration by Ed Tilton. The WM C.W. Net has been very active and efficient this winter but is badly in need of representation in Franklin County. Any c.w. men up there? RM BVR is working up a net bulletin, with DVV as associate editor. JYH, KFV, WEF, QWJ, and AJX took part in the New Hampshire QSO Party. AZW has a new NC-88. DQX has a new HRO-60. MNG is OBS on the following schedules: 8870 kc., Wed., 6:30 p.m.; 29.5 Mc.; Tues., 7:45 p.m.; and 145.2 Mc.; Thurs., 7:15 p.m. NLE has a Collins transmitter. JYH has built a set of three 813 finals for a contest rig. AOQ passed Gen. Cl. New Novices are WNICFB, CGJ, CSR, DGJ, DMT, DPZ, and DUP. 4URF/1 is stationed at Fort Davens, living and operating in Fitchburg, and has received 26 certificate and 2nd-class commercial ticket. XXV has 26 countries confirmed. NPL is building all band pi-net 813 final and reports that ICW has a new Telrex short beam. LDE says the 15-meter band acts like 10 "way back when." BH has a new 125A all-band final to follow his 10B on s.s.b. AMI is doing a fine job representing Worcester County on the WM C.W. Net. Traffic: W1UKR 199, HRV 109, BVR 106, SRM 60, MNG 52, WEF 50, DVW 37, RRX 35, AMI 30, ABD 29, WCG 12, HRC 11, WDW 11, TAY 10, JYH 8, AJX 5, W4URF/1 5, W1YCU 4, JAH 2, VE2UKJ/W1 1.

NEW HAMPSHIRE — SCM, Harold J. Prehle, W1HS — SEC: BXU, RM: CRW, PAM: AXL. The Nashua Mike and Key Club held its annual banquet Jan. 22nd. Officers elected for 1955 are (IAB, pres.; YVJ, vice-pres.; YJD, secy.; QJH, treas.; NAZ, act. mgr. The 6th Annual New Hampshire QSO Party was a great success with more stations participating than any previous year. AOQ claims high score. TNO has been called to active duty with the Air Forces. PVF is now with the U. S. Army in Korea. VZS has been appointed EC for Cheshire County. CVB has received his Technician Class license. VGX is a freshman at Harvard and is working out of IAF on 20 meters. AIJ, TDJ, and LCD, all the same age with the same birthday, held their third annual party Feb. 24th at the QTH of AIJ. Welcome to Novices DDQ and DDR. The Concord Brass-pounders meet the 1st Thurs. of each month. All amateurs are invited to attend. WBM is making some changes in his station and is off the air temporarily. RCEN c.w. section meets at 1000 Sun. on 3685 kc.; the 'phone section meets at 1230 Sun. on 3950 kc. All Rockingham County stations are invited to participate in either net. Traffic: (Feb.) W1ARI 127, COC 91, IP 58, PFU 35, CCE 25, POK 14, FZ 13, VZS 12, AIJ 8, HS 8, CDX 6. (Jan.) W1GMH 81.


RHODE ISLAND — SCM, Walter B. Hanson, jr., W1KKR — SEC: TQW, RM: BTV, PAM: VXC. Activity seems to have slowed a little this month, but the regulars keep reporting. KCS is pouring 800 watts c.w. on 2 meters and maintaining regular skeds now with New Jersey and Maine. The State has plans for the purchase of considerable new gear, and that will mean increasing activity in c.d. drills this summer. The PRA Dinner Dance is to be held at Johnson's Hummocks on May 14th. VXC is looking for OPS applications. TQW has lined up ten ECs and the framework of an honest-to-goodness emergency net is already a reality. CDV has been the only Rhode Island link with the TCPN and he's looking for a successor when he leaves for duty. It's not too early to think about getting that mobile gear ready for the summer months and even more important for the fall hurricane season. Traffic: W1UTA 95, CDV 46, BNX 34, YKQ 34, VXC 16, ZXA 13.

VERMONT — SCM, Robert L. Scott, W1RNA — SEC: SIO, PAM: RPR, RM: OAK. At the time of writing this, there are two bills in the General Assembly of Vermont which are of interest to the hams. (1) H-181, Subject: Television Interference. Information to date leads to the belief that if FCC regs are complied with the stations have nothing to worry about (I hope). (2) H-285, Subject: Special number plates. This was introduced by Mr. Niquette of Winooski and has been referred to the Committee on Highway Traffic, where it still is at this writing. Several hams have requested the above committee to hold a public hear-

(Continued on page 96)

MALLORY HAM BULLETIN

New, compact
Vibrapacks®
to power
your mobile
rigs...



Before you start working over your battery-powered gear for the outdoor radio activity that will soon be in full swing, stop in and see your Mallory distributor. He is prepared to introduce you to a new Mallory Vibrapack vibrator power supply that you can fit into almost any type of mobile equipment.

So small that it fits into the palm of your hand, this new power supply puts out plenty of wattage. It embodies design principles that Mallory engineers have learned in 25 years' experience in building vibrator operated power supplies for communications equipment. You'll find that our designers have used techniques formerly reserved exclusively for commercial mobile equipment.

Here are some highlights. The same communication-duty, series drive vibrator found in taxi, police and utility two-way transmitters and receivers is used. High stability ceramic capacitors are used in critical parts of the circuit. Heavy gauge steel protective cover and bottom plate snap on and off in an instant, to make replacement of vibrator and rectifier tube a few seconds' work even on field location. When you remove the bottom plate, all wiring

is exposed and accessible for trouble-shooting. Special attention has been given to hash filtering in the "A" and "B" power leads. A separate external connection to the rectifier heater saves your battery during standby, and provides instant return to operation.

The Vibrapack has been designed to let you provide whatever low frequency filtering is necessary for your particular equipment... without paying for parts and wiring that you may not need. You can connect the output "as is" to a transmitter or receiver that already has its own filter system. Or, if you want to add a filter to the Vibrapack, the chassis has been punched and space allowed for the installation of a Mallory multi-section FP electrolytic capacitor.

Power ratings are conservative, to assure you of higher efficiency, peak conservation of battery power and long operation between charges.

Ask your Mallory distributor to show you the new Mallory VP (6), (12) and (24) Series Vibrapacks, and to give you their electrical characteristics. Or, just drop us a letter and we'll send you complete details.

P. R. MALLORY & CO. Inc.
P. O. Box 1558
INDIANAPOLIS 6 INDIANA

P. R. MALLORY & CO. Inc.
MALLORY


HOW TO IMPROVE YOUR MOBILE RIG



By Bill Cummings WIRMG

You can always do a better job and get better performance from your mobile rig by keeping up with the latest developments. When the mobile season comes round, the Dale ham staff—including Vinny Scalise W1WEV, Don Onofrio W1TYE, Charles Boynton W1ATT, and myself—start tinkering with the new gear. We can help you sharpen up your reception and work out the bugs with any setup you are now operating. We have the dynamotors, filters, receivers, converters, noise clippers, squelches, mounts, loading coils, relays, cable and mikes. Drop in or drop a card, and we'll do our best.

GONSET SUPER-CEIVER • \$119.95



GONSET SUPER-6 \$ 52.50

ELMAC AF-67 TRANSMITTER . . 177.00

ELMAC PMR-6A RECEIVER . . . 134.50

Master Mobile and Radelco mounts and whips

DALE HAS IT NOW!

The new Hydro-Aire Junction Type Ham Transistor CQ-1 is in stock for immediate delivery at \$2.75 each. Write for data.



Industrial Components • Amateur Equipment

150 James St., New Haven, Conn. SPruce 7-5555

375 Greenwich Ave., Greenwich, Conn. 8-3200

Open daily 8:30 to 5:30 — Saturday 9 to 1:30

ing on H-285 so that those interested may appear in its behalf. Traffic: W1OAK 148, AYP 74, RNA 53, IT 27, ZEW 25, BJP 21, TAN 12, FPS 5.

NORTHWESTERN DIVISION

IDAHO — SCM, Alan K. Ross, W7WU — Caldwell; EYR, the local EC, aided in the search for watermelons for two Portland leukemia patients. His antenna "farm" now consists of one 44-ft. vertical for 75, 40, and 20 meters, a vertical for 15 meters, and a 75-meter folded dipole, Lewiston; IDZ is doing a little 15-meter operation. WN7YBV is getting out of town OK on 80-meter c.w. with the rig borrowed from DTJ. NOG is starting a 2-meter rig. GMC and VIO are rebuilding. Kellogg; RQG asks about the GEM Net and is willing to be NCS. Look on 3638 kc. for the Idaho gang. Gifford; VWS is going strong with DX and has 40 states worked, 30 confirmed, all on 80-, 40-, 20-, and 15-meter c.w. Boise: If we want call letter license plates for Idaho we must start to work on it now for the 1957 legislature. Everyone write to Deau Mayes, MKS, Box 486, Meridian, Idaho, who will spearhead the drive.

MONTANA — SCM, Leslie E. Crouter, W7CT — SFK has a new Globe King 500 and is working on plans for the Glacier Park Hamfest to be held at Apgar Camp Ground July 23rd and 24th. RIL has been transferred to Ellensburg, Wash. KUH is NCS for the Montana Weather Net Sun. mornings. MM has a new 20-A on s.s.b. Others on s.s.b. in the Great Falls Area are GCS, YPY, UWN, YLM, and DSS. RRI has moved to Butte and is with the C.A.A. E-FYN is now KA1OJ, FDH, with the help of JGG, put up a 30-ft. "Pop-can" vertical on the house of FDH on New Year's Day. SWE has a two-element 15-meter beam. NPV needs Asia for WAC on 15 meters. OOV has been appointed chairman of the seventh district YLRL. New calls in Great Falls are YLA, YLC, YLD, and YLM, also WN7YIO and YDY. Recent appointments or endorsements: FDH as OES, BSU as OO, EWR, PAF, and VVU as ECs. The SCM is in the process of moving to Helena and inefficiency can be expected until he is settled in his new quarters. Traffic: (Feb.) W7SFK 71, PCZ 28, EWR 12, CUN 6. (Jan.) W7SFK 82, TKB 21, CUN 8, EWR 8.

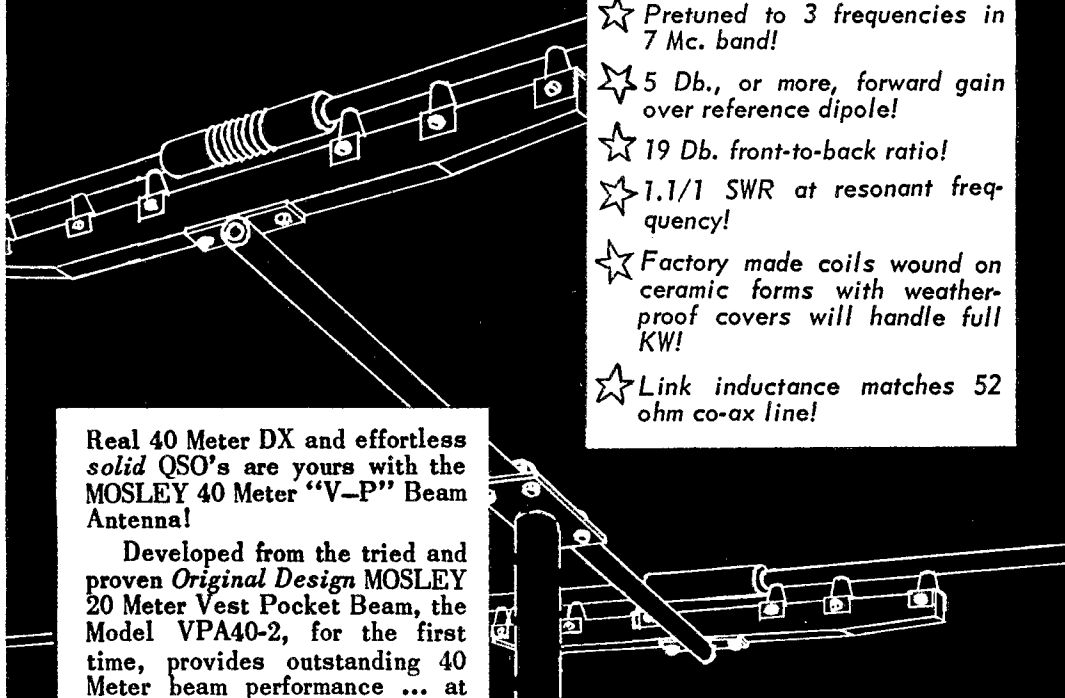
OREGON — SCM, Edward F. Conyngham, W7ESJ — SEC: WAT, RM; AJN, PAM; IRZ, ESJ has assumed the duties of SCM, with WAT taking over as SEC. THX is a new EC appointee and has 12 stations lined up for AREC work around the mouth of the Columbia River. ADX is preparing for a big test this spring. A brief AREC test and drill was held in Oregon the first Sun. in February to ascertain the coverage and signal strength. Those participating were AJN, BDU, BVH, ESH, FIX, LT, LJC, PRA, RNY, SBX, USO, WAT, and WLE. The test will be repeated on the first Sun. of each month at 1100 PST on 3585 kc. The Oregon State Net (OSN), meeting on 3585 kc. at 1830 PST daily, has made rapid gains. Attendance was 202 in 23 sessions. EZR advises that the Rogue Valley Club is now meeting in UGE's school room until the new club house is finished. Steve at GPJ expresses thanks and appreciation for the help received from all amateurs and MARS and ARS members who sent watermelons on his emergency request for two hemophilia victims in the hospital in Portland, Oregon. Traffic: W7APF 533, OKU 138, BLN 96, WAT 70, AJN 64, THX 33, HDN 23, PRA 23, ESJ 16.

WASHINGTON — SCM, Victor S. Gish, W7FLX — The Valley Amateur Radio Club (Puyallup) reports its annual election and banquet was held Feb. 18th. New officers are MCU, pres.; GWK, vice-pres.; UZE, secy.; VLC, treas.; SWA, trustee; WN7VZ, sgt. at arms. The Tacoma Amateur Radio Club, Inc., heard a talk on "The Role the Amateur Plays in C.D." given by Tacoma C.D. Director, Frank Evans. RGD reports further that MFG's 1/2-watt handie-talkie was heard in Eatonville; GDW is off the air as mobile temporarily while getting a new Mercury hard-top convertible; OVV was on the air with a Ranger, but the big wind came and took the antenna and chimney down; AZI is NCS of the Tacoma AREC Net the 1st and 3rd Wed. at 8 P.M. on 29.6 Mc.; band practice was held at the QTH of IMB with RGD, RXT, RXS, OVW, KKN, SKR, AEA, and IG attending. The Skagit Amateur Radio Club reports 1955 officers are PQT, pres.; REC, vice-pres.; LVB, secy.-treas. The Skagit AREC Net meets on 50.7 Mc. at 0800 Sat. BA really cut down on traffic by spending half the month in Hawaii. QYN is a new OBS in the Moses Lake Area. EVW reports he is on 40 RTTY, 20 phone, 10 mobile and MARS Nets. TIQ reports AREC activity in Vancouver really is hot with the appointments of RML as EC and RCM as SEC. LTO is contemplating all-band vertical to replace off-center Hertz and keep the antenna in his own yard. PZB and the four jr. operators had chicken pox, which allowed the OM to try out his new Ranger. AVMI reports working Olympia on 2 meters but has neither heard nor worked any other 2-meter station. TGO worked 80-meter c.w. KM6AX, VP9PL, SMCWCW, several ZLs, and YV5BJ. VAZ reports going TDY (temporary duty) in Alabama in March. ZU reports QRM on 14-Mc. phone Sun. mornings on his sked with 7PRZ/2 chased them back to c.w. PHO is working Pacific traffic with a Ranger on 20 meters. AIB is assembling a Ranger, K6BDF/7 is all shook up over the lack of discipline on the local nets. All radio clubs Wash-

(Continued on page 98)

FOR "40"

2 Element, 40 Meter MOSLEY VEST POCKET BEAM



Real 40 Meter DX and effortless *solid* QSO's are yours with the MOSLEY 40 Meter "V-P" Beam Antenna!

Developed from the tried and proven *Original Design* MOSLEY 20 Meter Vest Pocket Beam, the Model VPA40-2, for the first time, provides outstanding 40 Meter beam performance ... at low cost and with an array of convenient size and weight!

SPECIFICATIONS

- 14'10" Tubular Steel Boom with factory welded element support plates.
- 36'1 $\frac{3}{4}$ " Maximum Element Length. (61S-T6 alum. alloy.)
- 68 lbs. Assembled Weight.
- Element Sections and Element Supports pre-cut, pre-drilled for fast assembly.
- Sturdy 3" Ceramic Insulators and extra long Redwood Supports minimize element sag.

- ★ Pretuned to 3 frequencies in 7 Mc. band!
- ★ 5 Db., or more, forward gain over reference dipole!
- ★ 19 Db. front-to-back ratio!
- ★ 1.1/1 SWR at resonant frequency!
- ★ Factory made coils wound on ceramic forms with weather-proof covers will handle full KW!
- ★ Link inductance matches 52 ohm co-ax line!

MODEL VPA40-2, MOSLEY 2 Element 40 Meter "V-P" Beam, less 52 ohm coax line, rotor and mast.

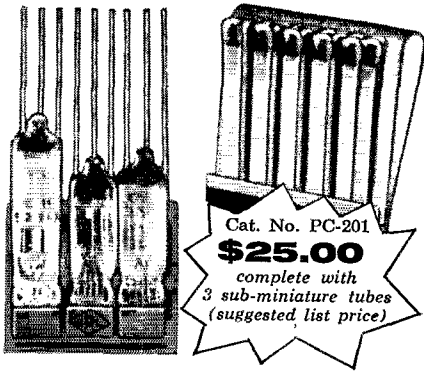
AMATEUR NET **\$74.95**

Other MOSLEY "V-P" Beam Antennas include: Model VPA20-2, 2 Element, 20 Meter, Amateur Net \$55.95; Model VPA20-3, 3 Element, 20 Meter, Amateur Net \$79.95.

ORDER FROM YOUR HAM SUPPLIER

Mosley
Electronics, Inc.

8622 ST. CHARLES ROCK ROAD
ST. LOUIS 14, MISSOURI



Here's where the fun begins!

Centralab Ampec® 3-stage P. E. C.* Audio Amplifiers

You can use them to build all sorts of exciting, miniature projects — pocket radios, mike preamplifiers, signal tracers, portable megaphones, phonograph pick-ups, hearing aids, model controls—even stethoscopes

Yes, sir, you can really have a "picnic" with Ampec. It's the highest form of Printed Electronic Circuit and provides complete electrical service from input to output. Wiring, capacitors, resistor, and tube sockets are bonded to a single, master plate.

Even with tubes, Model 2 Ampec is smaller than a book of matches. Model 3 is smaller than a postage stamp—and it has a tone circuit, besides!

Ask your Centralab distributor to tell you more about Ampec. And send coupon for Booklet 42-142 with specifications and applications.

Centralab

*Trademark
Y-1655R

A Division of Globe-Union Inc.
912E E. Keefe Avenue, Milwaukee 1, Wisconsin

Send me free Booklet 42-142.

Name.....

Address.....

City.....one.....State.....

ington section: Please submit a nomination for EC if your club does not at present have one. Traffic: (Feb.) W7PGY 886, BA 825, FRU 727, VAZ 563, K7FAE 335, W7PHO 207, FLX 81, UYL 51, K6BDF/7 50, W7KJ 49, APS 46, KUS 46, USO 32, EHH 29, RXH 24, FWD 21, PQT 17, AIB 14, HKA 12, GVV 10, GAT 7, LVB 6, ETO 5, AVMI 4, TGO 4, ZU 4, EVW 3, FZB 2. (Jan.) W7VCF 21.

PACIFIC DIVISION

HAWAII — SCM, Samuel H. Lewbel, KH6AED — On Feb. 28th a big volcanic eruption started. YI, 3¼ miles from the spot, alerted the Hilo hams. AFQ, AFS, AXQ, ATT, AQE, IN, GP, AU, AUP, AYG, AZL, and BFQ set up the net between Pahoa and Hilo. AED set up the C.D. Net with AUJ, OS, AXY, BEH, AN, AAL, and DE manning the Honolulu end for traffic to c.d. headquarters. The Hilo-Pahoa Net operated 24 hours a day from the start and at report deadline, 7 days later, was still working. All other hams in the Islands are to be commended for the way they kept the frequencies clear. Now that you have seen how an organized net can step in and handle a rush situation let's have your applications for AREC membership. I am also looking for applicants for OBS, OPS, ORS, and OO appointments. The 49th State Net reorganized in Feb., AGB is NCS. The Net meets Wed. and Fri. at 1645 HST and Sun. at 1300 on 7290 kc. with outlets for traffic on all Islands. Traffic: (Feb.) KA2GE 882, AK 712, HQ 139. (Jan.) KA7LJ 1025.

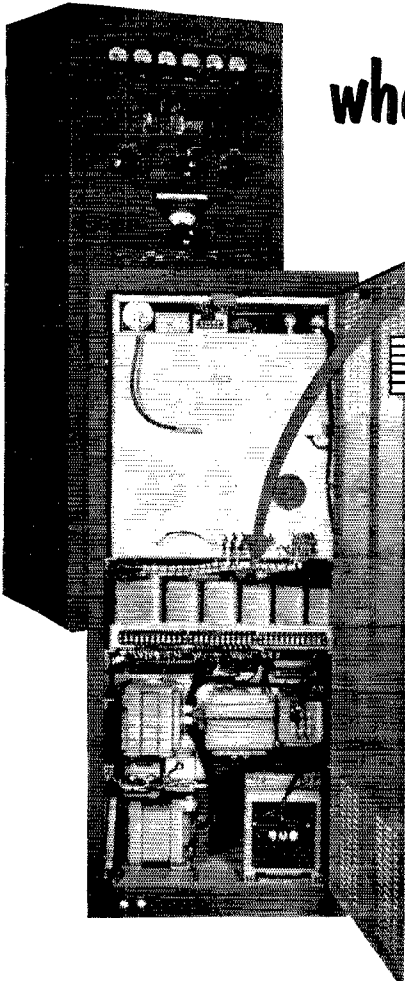
NEVADA — SCM, Ray T. Warner, W7JU — ECs: PEW, PRM, TVF, TJY, and ZT. OPSs: JUO and UPS. ORSs: MVP, PEW, and VIU. OBS: BVZ. Nevada State Frequencies: Phone, 3880 and 7268 kc.; c.w., 3660 and 7110 kc. Old-Timer ex-8CNC blossoms out with a new call, YRY, and a show of activity in Boulder City. K6BJ is expected to give another lecture, this time on VFO Construction and Single Sideband, at the Water and Power Hall in Boulder City, June 2nd. LGS is active from his new QTH in Reno. UPS, in Elko, completed his new three-element 20-meter beam. JU is preparing for some 6-meter activity with a rebuilt Channel 2 TV Yagi. SXD confines his 40-meter activities to the early morning hours. SNP, Virginia, keeps her Viking busy on all bands from 15 to 75 meters. TVF is sniping for 100 Nevada QSLs! Write to BJY if you are interested in the "Worked 25 Nevada" certificate.

SANTA CLARA VALLEY — SCM, R. Paul Tibbs, W6WGO — SEC: NVO. Ed Turner has just been appointed SEC and is busy organizing the section. Any club which has not been contacted and has any suggestions to make about its area and AREC problems should drop Ed a line at 2837 Fernwood Ave., San Mateo. AIT is active in traffic and will be break-in operation soon with the new system just completed. YHM got a BPL medallion for making BPL three times. EDC is building an amplifier for use on 420 Mc. using a 4X150. The San Mateo Radio Club Hamfest will be held on June 5th this year. Further details will be announced later. This column was in error some time back and it corrects this by saying that the San Mateo Club elected NUI, pres.; and JOY, vice-pres.; MKM was named EC for the San Mateo Area. WLI is having fun on 144 Mc. and reports only two new countries were worked in this year's DX Contest. The larger the total the harder new ones come. Norm. NX is having a Collins KW-1 converted to single sideband. We advise everyone to remove the antenna coils from the receiver when Frank opens up now. The SCCARA reports there have been no new cases of TVI for some time now. The code and theory classes started in February by the SCCARA are well attended. Classes are guided by VZT and AVJ. The c.w. nets still need more c.w. operators to share the work in traffic-handling. The more of you checking into these nets the more the work can be spread around. Everyone is welcome to check in. Traffic: W4YIP/6 816, W6YHM 529, K6BBD 178, W6HG 83, AIT 18, K6BAI 6.

EAST BAY — SCM, Guy Black, W6RLB — Asst. SCMs: Oliver Nelson, 6MIXQ for v.h.f.; and Harry Cameron, 6RVC, for TVI. SEC: Jay Amaro, W6ML, 199 Harrier Street, Vallejo, EC: Les Broliar, K6EER, 1511 Laurel Ave., Richmond; J. Wayne Clarke, 770 Hoffman Ave., Napa; Walt Stangel, P.L.T. Clearland Highlands; Les Sweitzer, ZZF, 121 Morningside Rd., Vallejo; Maj. Allan C. Forbes, K6GK, 4107 Brookdale Ave., Oakland; A. V. Wright, QDE, 660 38th St., Richmond. If you are not in touch with the EC who lives nearest to you, get in touch with him direct, or contact the SEC. Remember, 100 per cent amateur participation in AREC is the ultimate goal. You would pitch in and help in a real emergency, wouldn't you? Then why not say so by joining the AREC. We now have a third RM in the East Bay section, Ralph Hall, EFD, who needs no introduction to traffic men. One of Ralph's other activities has been sharing the load of sending out code practice over JZ when Ray has been away. The other two RMs, IPW and JOH, have wanted Ralph to join them for a long time. K6WAY, keeps skeds with K5FKF, KL7FAF, KL7AIR, KH6AJJ, and KA2JW besides regular MARS nets. K6CCQ now has 41 states with his 60 watts to an 807. ITH reports a k.w.s.b. rig under way. IIBF and K6EPC have been appointed ORS on recommendations of the RMs. The v.b.f. gang really started making plans for 6 meters as soon as the word on the Technician privilege there was

(Continued on page 100)

where only the best will do



uses





the World's Toughest Transformers


in the new
KW-1 transmitter
and **75A-3 receiver**

In the Collins KW-1 transmitter, where quality and performance are the only considerations, Collins chose CHICAGO transformers.

The conservative ratings and precision construction of Chicago's "Sealed-in-Steel" transformers are a complete guarantee of reliability for this superb 1000 watt transmitter. To insure excellent intelligible audio quality, only CHICAGO transformers are used throughout the audio system.



Recognized by hams everywhere as the finest in receiving equipment, the Collins 75A-3 features remarkable stability, calibration accuracy and high sensitivity. This receiver, designed for long periods of trouble-free operation, is powered exclusively by CHICAGO transformers.



Chicago's FREE Catalog CT-153, listing hundreds of stock transformers for ham, industrial and military applications is now available from your CHICAGO distributor, or from Chicago Standard Transformer Corporation.



CHICAGO STANDARD TRANSFORMER CORP.

3501 ADDISON ST., CHICAGO 18, ILLINOIS

Going MOBILE?? then you need a.....



60 watt peak envelope power input — SSB with switchable sidebands — AM PM CW operation — all band operation 160M thru 10M — voice control and anti trip operation available — switch for VFO or crystal — new simplified function and operating controls — complete with tubes — supplied wired and tested or in kit form — supplied with coils and crystal for 80M operation — NOVICES use fundamental frequency crystal for CW — use PE 103 or other suitable power source —

The ONLY phasing type exciter-transmitter which can drive any popular KW triode to its full KW limit is a "Phasemaster — Jr" either DeLuxe, Model-C or Kit

Wired and tested (with tubes) **\$174.50**

Kit form (with tubes) **\$147.50**

"Phasemaster — Jr." (MODEL-C)

DON'T FORGET THESE FAMOUS ITEMS

P-500 Power Amplifier \$197.50
DeLuxe "Phasemaster-Jr" \$194.50
"Phasemaster-Jr" Kit \$ 74.50
"Signal-Splitter" (W&T) \$ 72.50

Write for complete catalog

Lakeshore INDUSTRIES

408 COMMERCIAL STREET MANITOWOC, WISCONSIN
MANUFACTURERS OF PRECISION ELECTRONIC EQUIPMENT

received. The Oakland Radio Club heard EFT on RTTY and other Robert Dollar equipment. Prof. Lester Reukema, of the University of California, talked to the East Bay Radio Club on atomic energy. VSV talked to the SARO on 2-meter antennas. JIV moved to Castro Valley. A new active member of the 2-meter gang is NCL. ACN is hard at work at the license plate bill. Are you supporting him? PCN is the new editor of the *CCRC Calendar*. Her QTH is San Francisco. Because I have moved out of the East Bay section, to 281 Loucks Ave., Los Altos, I have resigned as SCM. However, I will continue to serve as Acting SCM until an election can be held, so for the time being send your reports to my Los Altos QTH. Traffic: K6WAV, 858, FDG 522, W6LDP 152, K6GK 88, W6EFD 50, HBF 15, ITH 11, KRCCQ 4.

SAN FRANCISCO — SCM, Walter A. Buckley, W6GGC — The Humboldt Radio Club members are helping 14-year-old Linda Harvey (who is confined in a wheelchair because of polio) to obtain her ticket. They also are preparing the rig for her to go on the air. JSY won the Club's "California Counties Contest" (worked 43 counties). The Mt. Tamalpais Radio Club held its annual dinner at "Tommie's Place" in Novato. CDF gave a very informative talk on single sideband. YME, a technical director, will talk on the opposing side at the next meeting. K. D. Wilson received a certificate for working all California counties. HAMS still is on 2 meters but has 10 stations checking in on 6 meters each Sun. night. URA is NCS. The S.F. Naval Shipyard Club members have agreed to join HAMS on Field Day and also have invited the HAMS to join them in their annual dinner sometime in April. Membership in the SF Naval Shipyard has been opened to outsiders. Newcomers will not be allowed into the shipyard proper for the meeting night but can attend the other meeting, which is held in Red Cross Bldg. LOU, of the Sonoma County Radio Club, reports that he is busily working on plans for the Mission Trail Roundup which will be held in El Verano on June 18th. CBE, of the Larkspur Radio Club, says he worked 31 counties on 'phone the first week end. The Cathy Radio Club acted as host to the SCM at the February meeting and treated him royally in Chinatown after the meeting. The San Francisco Radio Club had John F. Honey, of the Stanford Research Institute, as guest speaker in February. He spoke on single sideband. ATO has been doing a fine job on the speakers committee and has excellent features lined up for future meetings. The Club presented GGC with a beautiful plaque. Thanks again, gang. The Ladies Club SF combined a meeting night with a baby shower for PIR. BIP was appointed chairman for the San Francisco Club Field Day activities. The 29ers Club had 17 cars with about 50 passengers at its February hidden transmitter hunt. GCV and PCN are planning a new QTH soon. DEK is back on the air after receiver troubles. K6HEZ is mobile on 6 meters. MXV is playing around with an 813. K6BJO, W6LL, JWF, GHI, K6GPX, EKF, and GGC all attended the Wasco Whing-ding Feb. 26-27. Seventy-two amateurs were there. The License Plate Committee reports that more than 300 dollars was spent on sending out literature on Senate Bill #222 and Assembly Bill #593. ACN was appointed by the Central California Radio Clubs to represent them as lobbyist at the legislature. To date a clause has been added to the original bill; that special plates are to be awarded to amateurs with mobile installations only. The California Motor Vehicle Dept. reports that the lists sent to law representatives in California cost \$75 per copy. If the bill is made permanent at this session there is hope of lowering the \$3.00 extra fee. Traffic: W6SWP 1111, GQY 234, QMO 160, GGC 26, YC 16, CBE 6, GQA 3.

SACRAMENTO VALLEY — SCM, Harold L. Lucero, W6JDN — The Dunsmuir Amateur Radio Club elected new officers as follows: JDN, pres.; K6IVD, vice-pres.; W6IOM, secy.-treas., K6BJO, act. mgr. IVD also is EC. KTB is EC for the Yreka Area. C.d. is taking form in Siskiyou County and all towns now have an EC. The Siskiyou County AREC Net meets each Sun. at 0900. K6CFZ reports new hams in Colusa are KN6IRZ, GNJ, and IUT. K6BJV is in RACES. Colusa will be the relay point during the boat races. Stockton to Redding. K6ER is doing fine work as OO. FYK still is on 2, 6, and 440 Mc. K6BSY is EC for the Chico Area. There will be a ham get-together at Ruth, Calif., July 3-4. New officers of the Golden Empire Radio Society are MWR, pres.; HNL, vice-pres.; K6BMU, secy.; K6BSY, act. mgr. The Club has an Instructograph code machine to be loaned to radio aspirants. The Club's call is RHC, a memorial to Nola Dixon who joined the Silent Keys some time ago. MWR has re-enlisted for another four-year hitch and volunteered for another year as NVRES station-keeper in Chico. The Sacramento Council of Amateur Radio Clubs would like to have representatives from all clubs attend its meetings. The license plate bill is up during this session of the State Legislation. We hope that it becomes a law. All amateurs should write their State Senator and their Assemblyman and state their wishes. Traffic: W6OPY 33, MWR 20, JDN 5.

SAN JOAQUIN VALLEY — SCM, Edward L. Bewley, W6GIW — SEC: FBL, RM: K6BGM, PAMs: ZRJ and WJF. The Central Valley Amateur Radio Council meeting was held in Merced, with representatives from Stockton, Turlock, Merced, and Coalinga attending. Also present

(Continued on page 102)

Now -- 2 Pre-Tuned Beams on ONE BOOM

MULTIBAND

SHORTBEAM

TRADE MARK REGISTERED

PRE-TUNED!



For All Combinations of

20-10
20-15
15-10
40-20

	20 — 10	20 — 15	15 — 10	40 — 20
No. of Elements	3 El. "Shortbeam" on 20 3 El. Full Size on 10	3 El. "Shortbeam" on 20 3 El. "Shortbeam" on 15	3 El. "Shortbeam" on 15 3 El. Full Size on 10	2 El. "Shortbeam" on 40 2 El. Full Size on 20
Boom Length	16 Feet	16 Feet	12 Feet	12 Feet
Longest Element Length	16 Feet on 20 16 Feet on 10	16 Feet on 20 13 Feet on 15	13 Feet on 15 16 Feet on 10	33 Feet on 40 33 Feet on 20
Forward gain reference to full size dipole	4.8 db on 20 8.8 db on 10	4.8 db on 20 4.8 db on 15	4.8 db on 15 8.8 db on 10	4.4 db on 40 5.6 db on 20
Front to Back Ratio	20 db on 20 25 db on 10	20 db on 20 20 db on 15	20 db on 15 25 db on 10	15 db on 40 20 db on 20
Approx. Weight	30 lbs.	35 lbs.	28 lbs.	48 lbs.
Impedance match	52 ohms on both bands	52 ohms on both bands	52 ohms on both bands	52 ohms on both bands
Element Construction	61ST6 7/8"-3/4" dia. Alum. both bands	61ST6 7/8"-3/4" dia. Alum. both bands	61ST6 7/8"-3/4" dia. Alum. both bands	61ST6 1 1/4"-1 1/8" dia. Alum. both bands.
Amateur Net	\$97.50	\$107.50	\$94.50	\$127.50

NOW the amateur who wishes to go on any combination of 10, 15, 20 and 40 meters can do so without employing large and expensive mass installations. This newest R. S. MULTIBAND SHORTBEAM assures you of high performance on any combination of

these bands. All coils enclosed in weather-proof bakelite containers and wound with #12 Formvar wire. Will handle power up to 1 Kw, and operate with one T.V. rotator. All beams pre-tuned to band centers. SWR at resonant frequency below 1.1:1.

Complete Line of Ready To Use Pre-Tuned Shortbeams

20 meter 2 element.....\$49.95
20 meter 3 element..... 59.95
15 meter 2 element..... 44.95
15 meter 3 element..... 54.95

40 meter 2 element.....\$74.95
40/80 meter shortdoublet coils, (Per pair per band)
..... 14.95

Available Through Your Distributor — Write For Catalog M2

RADIO SPECIALTIES, INC.


354 SEVENTH AVE.
BROOKLYN 15, N. Y.

LOOK



PL-55 PLUG AND CORD

Standard plug with 6 ft. rubber, 2-wire cord with spade lugs..... **55¢**




8 HENRY 100 MA


200 ohms D.C. resistance choke. 2 1/4" wide, 2" high, 2 7/8" mounting centers..... **95¢**
15 H. 50 Ma..... **49¢**

LIMITED QUANTITY

"CQ-1" Transistor with instructions..... **\$ 2.50**
4D32 tubes. Brand new..... **19.95**
Coax angle plug..... **.45**
3-conductor Coiled Cord, 6 ft. extended..... **1.79**
4-prong steatite socket..... **.15**
110V. relay, DPST 20 Amp contacts..... **3.95**




Triple 8 mfd. 450 V. electrolytic upright can condenser, separate negatives, all leads insulated from can. Nationally known mfr. Reg. dealer **59¢** net \$2.58..... **ONLY 10 for \$5.00**



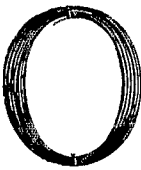
WRIGHT T-R SWITCH

For break-in operation on CW, AM, or SSSC. Use one antenna for transmitting and receiving. It's instantaneous! No moving parts, no power needed to operate. Coax fitting for connections to feeder and receiver. Will handle 1 Kw. With 75 meter plug-in coil... **\$9.95**
40, 20 meter coils, **\$1.75** each



8/8/8 MFD. 500 V. D.C.

Triple 8 mfd. 500 working volt D.C. oil-filled condenser, common negative, solder terminals, hermetically sealed, 5" x 3 3/4" x 2 1/4"..... **\$1.95**



PHOSPHOR BRONZE AERIAL

125 ft. of the finest aerial wire obtainable 42-strand phosphor-bronze with linen center. Will not stretch, very high tensile strength, diameter approximately same as No. 14 copper, very flexible. Excellent for transmitting or receiving antenna, control cable, guy wire. Regular list \$4.95..... **90¢**

All prices F.O.B. Cincinnati
20% deposit on C.O.D. orders

Steinbergs

Phone Cherry 1880

633 WALNUT STREET • CINCINNATI 2, OHIO

were FYM, Central California Council president, and ACN, license plate committee. Major results of the meeting were planning unified action of TVI committees and the suggested endorsement of ACN as representative of the clubs for the license plate bill. ZNL has been appointed temporary chairman of the Council. The Sonora group has officially formed a club and named it the Tuolumne Amateur Radio Society with EBL, pres.; and PCB, secy.-treas. The Bakersfield Club has, as the communication reserve, acquired two Viking Rangers, an NC-183D, a BC-221, and four beams with rotators. K6EKS is in New York with the IBM Co. JLL is active on 160 meters and is looking for QSOs. OYF is quite ill in St. Joseph's Hospital, Stockton. FIP and RLG are back on 2 meters. NQC passed the 2nd-class commercial test. OVR was NCS of SJCN for February. KN6GTA was Maritime Mobile on 2 meters. New officers of the Fresno Club are UJU, pres.; QOS, vice-pres.; ONK, secy. The Fresno Club has received official approval of the Pacific Division Convention to be held in Fresno May 21st and 22nd. JPU is working on an ART-13 for RTTY. ZOI and BFH are going s.s.b. A group of Fresno v.h.f. men are building a 2-meter repeater station for the hills east of Fresno. Traffic: W4BEA 141, K6EVM 74, W6ADB 70, SNF 44, EBI 21, SJJ 10, WJF 8.


ROANOKE DIVISION

NORTH CAROLINA — SCM, Charles H. Brydges, W4WXZ SEC: ZG, RM: VIII, PAM: ONM, OO: SOD. If you are interested in Section Net activities, join the Tarheel Emergency Net on 3865 kc. That is your ARRL Section Net and will be only as good as you make it. EIV has a new 75A-3 and a Globe King. It sure is unusual to hear Howard not mobile. The Raleigh gang sure has been doing some hard work on the license plate bill. Show your appreciation by giving your hearty thanks. Lots of 2-meter activity is popping up everywhere. Let's hear from some of your guys on OES appointments. New stations in Charlotte are KN4BVJ and K4BZI. BZI is ex-5EWQ and is sales manager for WWOK. ZQB is moving to a new place to get a little more room for his Dixie Half Gallon. GKG has thoughts of rebuilding his 304-TL final. All who are seriously interested in forming a North Carolina "phone traffic net on Saturday, please drop me a line. The Gastonia group has a monthly paper called GAB (Gastonia Amateur Bulletin). It is packed full of excellent information on local happenings and may be a good idea for other clubs or groups over the State. DF has a new 20-meter beam and has been working DX. Traffic: W4RRH 25, ONM 11, BUA 4.

SOUTH CAROLINA — SCM, T. Hunter Wood, W4ANK — The Aiken Club has elected new officers: WSD, pres.; EQD, secy.-treas.; ZVY, act. dir.; and AYD, pub. ZVY demonstrated the antenna 'scope and GDO at the February meeting. FM is building an SS rig. LXX has a new trailer with more room for a ham shack. FGX is QSY to W2-Land. SMI reports good 10-meter DX. AUL is working DX on 20 meters. TSU has a new beam on 20 meters. ULH is to be congratulated for his assistance to newcomers in Florence. WN4HOZ reports two new KNs in Greenville: BWZ and BXA. WN4HOZ has worked 42 states with a 32-foot vertical on 40 meters. TTG reports his XYL is now KN4BXH and is looking for South Carolina contacts on 3736 kc. We hear that SOP, of Dillon, is secy.-treas. of the Lumberton Club. SOD is a member of the Lumberton Club, which boasts of 20 charter members. New Greenville Club officers are ASD, pres.; VUG, vice-pres.; K4ATB, secy.-treas.; NJG, act. mgr.; PNS, trustee. The Greenville Club has secured the old control tower at the airport as a club house and the club station, NYK, will be on the air from this location soon. The Club boasts of 15 mobiles with 6 on 75 meters and 7 on other bands. Thanks to Virginia for the nice report. ZRH transmits code practice at 1900 EST on 3700 mighty Mon. through Fri. The South Carolina C.W. Net meets Mon.-Fri. on 3525 kc. at 1900 EST. Traffic: W4HDR 265, AKC 198, ZTZ 158, FPH 66, RPV 56, FML 36, ANK 25, YAA 10, FM 3.

VIRGINIA — SCM, John Carl Morgan, W4KX — SEC: RTV. By the time this appears, KXX will have moved to Fredericksburg. See page 6 for new address. Others on the move include Y8 to DL4, VUF to North Carolina, CGE and YBT on a 3-week Navy cruise, LK abroad for 3 months. RTV holds a meeting of ECs each Sun. at 0800 on 3835 kc. and has appointed ZCL as his assistant in charge of c.w. AREC operations. New ORGs: AAD, WYC. New OPNs: RGZ, CWB. New OO: EUII. Appointees are required to suggest other likely candidates for appointments. Or if you want one, just ask. Don't be bashful. VPO and his XYL, HLF, are teaching a code class of about 20 in Orange. YE's 11-year-old son now is WN4CAX, making three hams in the family. Big brother is YZC. KAO has mobile working on all bands, while YVG says he's doing pretty well scrounging parts for one. BYZ has a new Globe Scout. KWP reports an emergency net in formation among the C. & O. Ry. employees who are hams. KFC worked T19MHB on 40, 80, and 160 meters for country No. 225. Among the Virginia gang at the banquet of "Ozone Sniffers" (kd-timers) at Olney, Md. in February were AKN, KFC, KX, EBH, and NV. KN4ASU, radio instructor at Norfolk Naval Base, shucked the "N." TFZ is looking for volunteers
(Continued on page 104)

ANNOUNCING THE NEW



International FB-1 CRYSTAL

(For Amateur Use)

Fundamental operation to 30,000 KC. Available for 15 meters, 11 meters, and 10 meters; also for model control on 27.255 MC.

Up to 2 Watts Output From Oscillator

This crystal is designed to operate in a special circuit. A copy of the circuit is shipped with each crystal, and should be used as shown. Any change in the circuit may cause damage to the crystal and void the guarantee.

FB-1

FREQUENCY RANGE	PRICE
21000 KC to 21450 KC	} \$4.75
26900 KC to 27230 KC	
28000 KC to 29700 KC	
27.253 MC	\$4.75

WRITE
FOR
CIRCUIT

International CRYSTAL Mfg. Co., Inc. 18 N. Lee Phone FO 5-1165
OKLAHOMA CITY, OKLA.



WORK THE WORLD

ON A
GOTHAM BEAM

Reports tell the story of **GOTHAM BEAM** performance—the gang says you can work more DX in a day off a **GOTHAM BEAM** than in a year off a wire or dipole. **GOTHAM BEAMS** are strong, too; easy to assemble and install, no special tools or electronic equipment necessary; full instructions included, matching is automatic; maximum power gain built into the design—AND ALL AT LOW, LOW, PRICES.

NEW! NEW! NEW!

2-Meter Beam Kits

GOTHAM proudly presents a 6 element Yagi beam for 2 meters at only \$9.95. Contains a 12 foot boom, 1" alum. tubing; 3/8" alum. tubing for elements; Amphenol fittings; all hardware, and instructions. Vertical or horizontal polarization, terrific performance!

And **GOTHAM'S** new 12 element Yagi for 2 meters at only \$16.95! Contains a 12 foot boom, 1 1/4" alum. alloy tubing; 7/8" tubing for elements; all Amphenol fittings; all hardware, and instructions. Vertical or horizontal polarization, multiplies your power by 32.

10 M. BEAMS

S103T • Std. 10m 3-El. T match, \$18.95. 1—8' Boom, 3/4" Alum. Tubing; 2—12' Center Elements, 1/2" Alum. Tubing; 6—6' End Inserts, 3/8" Alum. Tubing; 1—T Match (4'), Polystyrene Tubing; 1—Beam Mount.

D103T • DeLux 10m 3-El. T match, \$25.95. 1—8' Boom, 1" Alum. Tubing; 3—6' Center Elements, 1" Alum. Tubing; 6—6' End Inserts, 3/8" Alum. Tubing; 1—T Match (4'), Polystyrene Tubing; 1—Beam Mount.

15 M. BEAMS

S152T • Std. 15m 2-El. T match, \$22.95. 1—12' Boom, 1 1/4" Alum. Tubing; 2—12' Center Elements, 3/4" Alum. Tubing; 2—5' End Inserts, 3/8" Alum. Tubing; 2—7' End Inserts, 3/8" Alum. Tubing; 1—T Match (6'), Polystyrene Tubing; 1—Beam Mount.

D153T • DeLux 15m 3-El. T match, \$39.95. 1—12' Boom, 1 1/2" Alum. Tubing; 3—12' Center Elements, 1 1/2" Alum. Tubing; 2—5' End Inserts, 3/8" Alum. Tubing; 2—6' End Inserts, 3/8" Alum. Tubing; 2—7' End Inserts, 3/8" Alum. Tubing; 1—T Match (6'), Polystyrene Tubing; 1—Beam Mount.

20 M. BEAMS

S202N • Std. 20m 2-El. (No T), \$21.95. 1—12' Boom, 1" Alum. Tubing; 2—12' Center Elements, 1" Alum. Tubing; 4—12' End Inserts, 3/8" Alum. Tubing; 1—Beam Mount.

S202T • Std. 20m 2-El. T match, \$24.95. 1—12' Boom, 1 1/4" Alum. Tubing; 2—12' Center Elements, 1" Alum. Tubing; 4—12' End Inserts, 3/8" Alum. Tubing; 1—T Match (8'), Polystyrene Tubing; 1—Beam Mount.

D202N • DeLux 20m 2-El. (No T), \$31.95. 1—12' Boom, 1 1/4" Alum. Tubing; 2—12' Center Elements, 1 1/4" Alum. Tubing; 4—12' End Inserts, 3/8" Alum. Tubing; 1—Beam Crosspiece, 1 1/4" Alum. Tubing; 1—Beam Mount.

D202T • DeLux 20m 2-El. T match, \$34.95. 1—12' Boom, 1 1/4" Alum. Tubing; 2—12' Center Elements, 1 1/4" Alum. Tubing; 4—12' End Inserts, 3/8" Alum. Tubing; 1—T Match (8'), Polystyrene Tubing; 1—Beam Crosspiece, 1 1/4" Alum. Tubing; 1—Beam Mount.

S203N • Std. 20m 3-El. (No T), \$34.95. 1—12' Boom, 1" Alum. Tubing; 3—12' Center Elements, 1" Alum. Tubing; 6—12' End Inserts, 3/8" Alum. Tubing; 1—Beam Mount.

S203T • Std. 20m 3-El. T match, \$37.95. 1—12' Boom, 1 1/4" Alum. Tubing; 3—12' Center Elements, 1 1/4" Alum. Tubing; 6—12' End Inserts, 3/8" Alum. Tubing; 1—T Match (8'), Polystyrene Tubing; 1—Beam Mount.

D203N • DeLux 20m 3-El. (No T), \$46.95. 2—12' Booms, 1 1/4" Alum. Tubing; 3—12' Center Elements, 1 1/4" Alum. Tubing; 6—12' End Inserts, 3/8" Alum. Tubing; 1—Beam Mount.

D203T • DeLux 20m 3-El. T match, \$49.95. 2—12' Booms, 1 1/4" Alum. Tubing; 3—12' Center Elements, 1 1/4" Alum. Tubing; 6—12' End Inserts, 3/8" Alum. Tubing; 1—T Match (8'), Polystyrene Tubing; 1—Beam Mount.

for ODN NCS. When you read this, the summer slump will be imminent. But this is an excellent time for the newer hams to get their hand in, in net operation, especially the c.w. nets. Get in touch with RMs TVO, PXA, or YZC if interested. We suggest you take a try at NCS—you'll find it's a lot of fun and quite easy when you get the hang of it. Anyone capable of 20 w.p.m. or better is a natural. Finally, we urge you to report any activity or traffic to the SCM each month. Regular reporting cards are available on request. Traffic: W4PFC 894, BLR 166, KX 73, YZC 71, YVG 38, TFX 36, CFV 25, KFC 20, ASU 19, PPI 14, IA 12, AAD 11, JAU 10, CWB 6, LK 5, WYC 5, RGZ 4, BYZ 3, LW 3, CGE 2, TFX 2.

WEST VIRGINIA—SCM, Albert H. Hix, W8PQQ—SEC: YPR, PAMs: FGL and GCZ. RMs: DFC, GBF, HZA, and JWX. GBF has been doing good frequency-measuring work. CHP has a new Globe King. PRM is active in Bridgeport on s.s.b. and c.w. He is ex-operator from DL4AIR. ORD is on s.s.b. with 300 watts and is building kw. linear amplifier. IWB had a good article on mobile signal-strength meter in March QST. LBT is on 15-meter mobile. PQQ has a new kw. amplifier on 15 meters. GEP informs me that Princeton Club is planning another picnic-hamfest in June. UYR has a new vertical on 80 meters. TMI, in Nitro, is ex-4PHR. He is building a 100-watt linear. IXG has a new HQ-129X. GBF and JWX sure did a bang-up job this month. The Tri-State Club in Huntington is very active on 6 meters. VCT is back in Texas for a short spell. ZJS is planning s.s.b. gear. LSG is planning on getting a high-power rig soon. AVW is back on and is getting a new two-element 20-meter beam. LS is doing a lot of mobile work. EOJ has the s.s.b. job finished. Thanks to NLT, LS, WSL, and NBG for their tremendous help in working on the license plate bill. The hams in this section responded very well in sending in letters and messages to the Delegates and Senators. Traffic: W8GBF 642, JWX 410, GEP 84, HZA 61, IXG 19, DFC 11, LBT 7, PQQ 3, UYR 3.

ROCKY MOUNTAIN DIVISION

COLORADO—Karl Brueggeman, W6CDX—SEC: MMT, RM: KQD, PAM: IUF. We now have about 1100 hams in Colorado with only 220 AREC members. There is lots of room for improvement so let's all join and see how close we can come to 100 per cent. MMT or your SCM will be very happy to send out applications, so just send either one of us a post card, and we will answer promptly. Also remember the EC check-in around the first of the month. OMN has finished this year's radio class and has three ready for Novice Class examinations. Ben will conduct a similar class next fall. W9ZZS and KN6AAI are two new Novices from Pueblo. IUF has a new final TVI has 41 states toward WAS, including WIAW. The Colorado nets have been having a lot of trouble lately with QRM. Most of it seems to come from hams who do not check their frequency before transmitting. Net operation is very important and can be done efficiently only if all of us cooperate. The news was quite sparse this month and as a result this column is short. Traffic: K6WBB 821, W6KQD 298, W6PKL/Ø 262, WØTVI 73, PGN 61, LNH 47, IA 10 IUF 3.

UTAH—SCM, Floyd L. Hinshaw, W7UTM—The Utah license act bill has passed the House. By the time you read this it is hoped the bill will have become law! TCC expects to be back in Utah to participate in the April CD Party. JPN still is busy with defense activities and is not on the air as much as he would like. Hal is sparking the 2-meter activity in this Area. Ogden news: SAZ says that OCX has gained membership in the c.d. net. RQT has toaster interference (TIT?). HI, VHS is looking for 6-meter openings. MWR made BPL on originations plus deliveries. Traffic: (Feb.) W7AWR 212, UTM 7. (Jan.) W7JPN 6.

WYOMING—SCM, Wallace J. Ritter, W7PKX—Sorry to report the failure of the Wyoming License Plate Bill S-41 to pass the House Committee. The Casper Radio Club had a very successful booth at the hobby show. The Sheridan Radio Club is starting on mobile 3-meter c.d. rigs and is getting started on RACES set-up. HLA, in a new home, should have an antenna up soon. WET is rebuilding the all-band rig. JJO was elected secretary of the Cheyenne Club and is sporting a new Ranger. SQT would like to start a 7-Mc. Wyoming Net. Two new ones at Cheyenne are WN7YWW and WN7YWW. POA, OZP, and BJS transferred out of Cheyenne. EUZ is very lonesome on 2 meters, all fired up with no one to QSO. Wyoming now has a c.w. net, known as the "YO" Net, in operation on 3610 kc. Mon., Wed., and Fri. at 1830 MST, with DXV acting net control. PKX is going on vacation to XE-Land. Traffic: W7PKX 260, DXV 65, HDS 36, MINW 20, PAMI 6, V XV 2.

SOUTHEASTERN DIVISION

ALABAMA—SCM, Joe A. Shannon, W4MI—SEC: TKL, RM: KIX, PAM: RNX. Section nets: AENB, daily at 1900 on 3575 kc.; AENP daily at 1800 on 3955 kc.; AENB C.W. operates at a speed of 15 w.p.m. on Sat. and Sun. and welcomes newcomers. Four stalwarts hit the BPL trail in February: K4FDY, W4COU, HKK, and UHA.

(Continued on page 108)

ORDER FROM YOUR LOCAL DEALER BELOW, OR DIRECT FROM GOTHAM HOBBY


- California: OHenbach & Reimus Co., 1569 Market St., San Francisco, Cal.
- Michigan: M. N. Duffy & Co., 2040 Grand River, Detroit, Mich.
- Missouri: Henry Radio, Butler, Mo.
- N. Carolina: Allied Electronics, 411 Hillsboro St., Raleigh, N. C.
- N. Dakota: Fargo Radio Service, 515 Third Ave. North, Fargo, N. D.
- Ohio: Selectronic Supplies, Inc., 1320 Madison Ave., Toledo, O.
- Pennsylvania: Radio Electric Service Co., 7th & Arch Sts., Phila., Pa.
- S. Dakota: Burghardt Radio Supply, Inc., Watertown and Aberdeen, S. D.
- Virginia: Radio Supply Co., 3302 West Broad St., Richmond, Va.
- Washington: Western Electronic Supply Co., 717 Dexter Ave., Seattle, Wash.

DEALERS: Write for an exclusive dealership in your city. Literature and samples of aluminum tubing sent on request.

HOW TO ORDER: Remit by check or money-order. We ship immediately by Railway Express, charges collect; foreign shipment cheapest way. 10-day unconditional money-back guarantee.

GOTHAM HOBBY 107 E. 126 Street New York 35, N. Y.

JOIN THE LONG-LIFE FAMILY



When you rebuild, see how many of these Los Gatos favorites will fit your new circuitry. Or, use them when re-tubing.

You may be surprised, and you'll certainly be pleased with the additional nine-plus lives you'll get from these carefully-made electron tubes.

Ask for them at your jobber. If he doesn't have them, he can get them for you — overnight in most locations.

LEWIS and KAUFMAN, Ltd.



LOS GATOS 4

CALIFORNIA

Export Representatives:
MINTHORNE INTERNATIONAL CO., INC.
15 Moore St., N.Y. 4, N.Y., Cable: Minthorne

In Canada:
RADIO VALVE COMPANY, LIMITED
189 Dufferin Street, Toronto 1, Ontario, Canada

HAM Headquarters For The South




ELECTRONIC SUPPLY

61 N.E. 9th ST. MIAMI 32, FLA.
Phone 9-4512 . Teletype MM 186-X

SEE THIS
EQUIPMENT
in our
'HAM
SHACK'

KWS-1 TRANSMITTER

\$1,995. Cash Price
\$799.50 DOWN
24 Mo. to Pay



75A-4 RECEIVER

\$595. Cash Price
\$59.50 DOWN
24 Mo. to Pay



32W-1 EXCITER

\$895. Cash Price
\$89.50 DOWN
24 Mo. to Pay



WE OFFER HIGH TRADES

Write For Further Information (FRANK W4ICE)
Electronic Supply • 61 N.E. 9th St., Miami 32, Fla.

- On () EZ PAYMENT PLAN
() HAM FLYER
() ADD TO MAILING LIST

NAME _____

ADDRESS _____

CITY _____

SATISFACTION
GUARANTEED
If your money
is returned after
10 day trial.

COU is experimenting with a Franklin Oscillator. ZSQ was voted the most efficient NCS on AENP for February, and RTQ the outstanding net member for the month. WOG has moved to a new location and FAJ is now living in Coral Gables, Fla. ZWE is signing portable from York. After four tries at 'phone patches, ZSQ says he can now offer his services in Birmingham! Welcome to KN4ASG, Winfield, and KN4CCI, Anniston. TKL has a new Chevie and the job of converting mobile to 12 volts and reinstalling. CAH says he has worked VP5AE, Grand Turks Island, on 15 meters! RLG is back in the traffic column after a year's absence. Traffic: K4FDY 1158, W4COU 602, HKK 516, UHA 449, YRO 69, EJZ 60, WOG 59, ZSQ 52, KIX 48, K4ACO 27, W4ZSH 26, OAO 24, TKL 24, YAI 21, RNX 21, BFM 14, CEF 14, PWS 14, TXO 14, HYT 12, DXB 10, JKU 6, CAH 4, OR 4, RLG 4, NLB 2, USM 2.


EASTERN FLORIDA — SCM, John W. Hollister, jr., W4FWZ — Our SEC, IM, is planning on May 15th for JOCO. A nice report was received from PJU on the LJM transmitter fund. The B&W 5100 was delivered Feb. 27th and set up by DPD, DDW, CPG, and VIE. Because TOJ was listening, a dying child in Oregon received her wish to taste some Florida watermelon via Eastern Air. The three foregoing disassociated ham activities certainly point up our belief in our hobby and my belief in the amateur. Ye SCM got first-hand information on some good things in store for those heading for St. Petersburg in June for the ARRL Convention. An enjoyable evening was spent at the SPARC meeting, Ft. Lauderdale: The Flamingos are aiming to please the gals in their outings this year. *Bird Sparks*: VGT is building a new shack. TOJ uses an SX-88 with a Globe King and TOK uses the NC-183. WAQ uses B&W 5100 and s.s.b. on 20 meters with Telrex two-element Mini. Thanks to SDI/MVR for the TOJ-Oregon story. KN4BXR is 15. WN4HRU is NCS for 3735-ke. Novice division of Broward Emergency Net. Gainesville: TJU reports new GAS officers are K4AQR, TJU, WEM, WEM, the EC, has 7 mobiles in the GAS Net. TJU says the gang is getting polished up for Field Day (June 25-26). Jacksonville: CNC reports NEK has nice skeds, so drop him a line. Key West: We are sorry DRT is moving on. ELS says club station K4NCN now has the beam up. Miami: Thanks to IYT and PBS for the honorary DEN certificate. PBS and IYT report the DEN drill of Feb. 28th was a big success with 11 mobiles. Key men included PBS, YCL, UIW, CUR, and IYT. Renewed 144-Mc. activity brought in FLH with 600-watt duplex with KQG and ZDR. RNV also is on 144 Mc. CUR says AZO is on 144 Mc. with 500 watts and reports a new club, the South Miami Radio Club. YJE uses B&W 5100. Orlando: BM Y is building a new shack and console. Tampa: 2JWJ swears by his rhombic. Norm says K1ZAWH died in Clearwater. Traffic: (Feb.) W4TYE 679, IYT 585, PJU 526, LAP 340, DVR 262, WEO 190, WS 123, WHE 103, ELS 79, YJE 65, TJU 54, FSS 40, LMT 34, ZIR 32, K4ANJ 27, W4RWM 27, PJE 20, IM 14, FWZ 12, NEK 12, YOX 12, DES 5, BWR 4, YNM 2, DRT 1. (Nov.) W4PJU 524.

WESTERN FLORIDA — SCM, Edward J. Collins, W4MS/RE — SEC: PLE, ECs: HIZ and MIF. CQX sends an FB report on the Novice program. New Novices are KN4s BMQ, BNA, BKP, BRQ, BQY, BKU, and BKW. 9CPI now is K4BZX. CQX is coming on with a kw. MUX has been burning up 75 meters. KWM rebuilt the kw. rig for 20 meters. RKH and PLE are cleaning up TVI in their rigs. ROM has a new 10-meter rig. SMM has the new mobile rig going. UXW is on 10-meter mobile. WKQ is getting all set for Field Day. PLE is looking for ECs for the central and eastern parts of this section. HQG is a traffic man on 75 meters. BGG has a car and is dreaming of mobile gear. MS has a new B&W but KN4AGM claims it. Hi. QK has the 813s booming on 75 meters. UCY is after higher power. NJB is on again. JPD swears by the 40-meter band. TTM is very active in the YLRL. KN4ADY is getting the rig set to come on the air. 6UQZ is in the area again after 18 years. VR keeps 40 meters going along with AXP. OOW is renewing his ticket. RZV is faithful to the Dagwood Net. UCY is happy over the 10-meter openings. YFF, YFG, and YFH have antenna problems. Traffic: K4AKP 341.


GEORGIA — SCM, George W. Parker, W4NS — SEC: OPS. PAMs: ACH and LXE. RMs: MTS and OCG. Nets: Georgia Cracker Emergency Net meets on 3995 kc. Sun. at 0830. Tue. and Thurs. at 1830 EST. Georgia State Net (GSN) meets on 3590 kc. Mon., Wed., and Fri. at 1900 EST. CCM has a new 500-watter. It is a new YL at QDM. DJF is working on a kw. sideband rig. BVE is working on a modulator for his c.w. rig. KN4BXD is a new Novice in Jackson. YTO made WAS. CFJ sold his kw. sideband final and is building a new one. A new club has been organized at Quitman High School. KN4BBI is new in Bainbridge. New officers of the Thomasville Radio Club are NDX, pres.; ZDP, secy.-treas. The South Georgia Rag-Chewers Net held its annual picnic meeting in Thomasville. The Southeaster Single Sideband dinner was held in Atlanta on Feb. 19th with more than 70 sidebanders in attendance. KN4s ADV, AYC, and BAI are active in Columbus. YUM has a new 35-ft. pole in his backyard and is active on 15 meters. MTS is building a sideband rig. DOC has a new 32V-2 and a 75A-3. RVH now is mobile. ZUF has a new

(Continued on page 108)

For more hours on the air . . .
less on repair . . .



USE OHMITE® DEPENDABLE COMPONENTS



Your rig is sure to give more care-free hours if you are using Ohmite components. They provide an extra margin of safety. For example, Ohmite "Little Devil" composition resistors are rated at 70°C instead of the usual 40°C . . . Ohmite wire-wound resistors have *welded terminals* that give perfect, permanently stable electrical connections. For the utmost in dependable performance, select Ohmite components for your equipment.




Write for
Stock
Catalog

**OHMITE
MANUFACTURING
COMPANY**

3636 Howard St.
Skokie, Illinois
(Suburb of Chicago)

OHMITE® RHEOSTATS • RESISTORS • TAP SWITCHES



designed for
**GROUNDED
 GRID**

PL-6569 is a new high-mu triode, designed especially for grounded-grid amplifiers. It is THE choice for a 1-KW amplifier to follow a "100-watt" transmitter.

Its high amplification factor ($\mu=45$) and its high pervance mean a power gain of *ten or more*. More than 800 watts output, with only 75 watts drive! PL-6569 is conservatively rated at 250 watts plate dissipation. Its low plate-to-filament capacitance ($0.10\mu\text{mf}$) makes for real stability as a grounded-grid amplifier.



PL-6569

A technical data sheet, giving ratings, typical operating conditions, suggested circuits . . . including single-sideband data . . . is available. Ask for Data File 301.

103



PENTA
 LABORATORIES, INC.
 312 North Nopal Street
 Santa Barbara, California

beam on a 35-ft. telephone pole and is after that rare DX on 20 meters. YU1GM (GMP) works the home town regularly from Belgrade. HYN, in LaGrange, is back on the air on 75 meters. All appointees are requested to check appointment expiration dates and forward their certificates to the SCM for endorsement if over one year old. Traffic: K4WAR 706, W4CFJ 320, PIM 315, BVE 225, ZDP 64, BWD 30, NS 22, MTS 20, ZD 14. K4BGB 10, W4YTO 2.

WEST INDIES — SCM, William Werner, KP4DJ — KD renewed ORS appointment. The appointments of IIZ, QR, and KG1AO have been cancelled because of inactivity. ZW is preparing to get on 75 meters to QSO Island stations. SK, one of our co-workers and an old-time amateur, has gone back to W2-Land. ABC has a new Viking Hanger working on all bands. W2ADD visited WV at Aquadilla. W2TO visited AZ, MP, C.D. Radio Officer, is active on 75 meters. RA has returned from a long visit to the States and promises early activity. WD made WAC phone. YT has a new HRO-50. DA is active on 7 Mc. DV and ZW are working feverishly in the c.w. portion of the DX Contest. ACB, with the highest QTH in KP4 on top of a mountain near Castaner, applied for amateur weather observer appointment to report to the Antilles Net. ABA has 40-meter vertical. US, ZC, AAA, ABA, ABD, and ACB visited the SCM. AAA is CAP Radio Officer. KD has a new 80-meter Zepi and reports working 64 countries on 3.5 Mc., 85 on 21 Mc., 18 countries and 4 continents on 1.8 Mc. US and ABA were subjects of a two-page write-up in a newspaper printed by the Dept. of Instruction with an 8 x 10 picture in color on the front page. AZ has a new Lyco Transmaster. Traffic: (Feb.) KP4WT 76, ZW 8, DJ 2. (Jan.) KP4WT 90.

CANAL ZONE — SCM, Roger M. Howe, KZ5RM — AU and FL moved into new homes in the new housing development on Ridge Road. They are practically across the street from each other, but both claim this is not going to cause trouble because they are going to install a special switch which will automatically lock out the other's converter for a half hour. The ham gang surprised ML and FL with a house-warming party at their new QTH. New license application forms are in the making and shortly will be available at the Cristobal, Margarita, Balboa, and Balboa Heights Post Offices. They also will be available at either of the two radio clubs. JW, CZARA club station, is in business with the interlaced 10-20 beam. SCM, RM, and his XYL, KA, will be on leave Stateside from the end of May to the end of August, during which time SEC, WA, will act as SCM. Traffic: KZ5WA 118, DG 52, CF 30, KA 22, LB 11, GD 9, BD 8.

**SOUTHWESTERN
 DIVISION**

LOS ANGELES — SCM, Howard C. Bellman, W6YJV — Explorer Post No. 177, SLW, worked PY4DK with its 500-watt Grayhound Mobile. These boys are all physically handicapped. KN6ICT's best DX is WN7YHD, in Montana. All scouts are invited to take part in radio classes at the Lowman School, North Hollywood, 7:30 to 9:00 p.m. Fri. QJW reports that the ECs in the southern part of Los Angeles County are participating in the American Heart Campaign by providing mobile units to pick up money from the volunteer workers. Two W6s were heard by 5FAG, Albuquerque, on Feb. 18th, according to ORS, who worked FAG on the 21st on 75 meters. Apparently this was caused by ionization from atom blasts. K6BAG, the Mt. Pacific Radio Club, is scheduled for the mountain of the same name next Field Day. K6JLY, publicity secretary of Hamilton High Radio Club, indicates that the Club's constitution now includes words which provide for expulsion of any member known to be "bootlegging." *The Oscillator*, from Long Beach, reminds us of the YLRL Convention to be held at the Miramar Hotel in Santa Monica in June. New calls for "Rishons" include K6JLS, TV technician at Lovell's, a recent graduate of the code class. Russ is the Novice c.w. bands. Tom Lovell, sr., father of KN6IPD, is now KN6JRH and has worked San Francisco with his Heathkit. Another father and son combination will be Pres. Beard, who recently passed the Novice exam and is awaiting his call, and his son, Gil, now General Class with the call K6MIF. Gil is on 40-meter phone with a Globe Scout. KN6IMG is bringing his dad around to code classes. The Jennings family, father and two sons, are making progress toward 5 w.p.m. Thanks for the report from UKC, of the *Rishon Listening Post*. FMG has asked for cancellation of his ORS appointment as he expects to be very inactive in ham radio circles in the near future. Traffic: (Feb.) W6MBW 425, USY 234, GYH 210, K6LQA 172, W6CAK 139, KN6HOV 104, W6MLZ 100, CMN 91, BHG 70, ORS 66, K6COP 23, BWD 31, W6CK 28, HIF 12, CBO 5, FAI 3, K6BEQ 1. (Jan.) K6FCZ 945, W6FAI 6.

SAN DIEGO — SCM, Don Stansifer, W6LRU — Asst. SCMs: Tom Wells, 6EWU; Shelly Trotter, 6BAM; Dick Huddleston, 6DLN. SEC: VFT. ECs: BAO, BZC, DLN, HFQ, HIL, HRI, IBS, KSI, KUU, and WYA. RM: ELQ.

(Continued on page 110)

Your Rig is only as effective as the Antenna you tie it to!

$$\frac{\partial(\epsilon_2 E_w)}{\partial v} - \frac{\partial(\epsilon_2 E_r)}{\partial w} = -j\omega\mu_2 \epsilon_2 H_w$$

$$\frac{\partial(\epsilon_2 H_w)}{\partial v} - \frac{\partial(\epsilon_2 H_r)}{\partial w} = j\omega\epsilon_2 \epsilon_2 E_w$$

$$\frac{\partial(\epsilon_1 E_r)}{\partial u} - \frac{\partial(\epsilon_1 E_u)}{\partial v} = -j\omega\mu_1 \epsilon_1 H_r$$

$$\frac{\partial(\epsilon_1 H_r)}{\partial u} - \frac{\partial(\epsilon_1 H_u)}{\partial v} = j\omega\epsilon_1 \epsilon_1 E_r$$

Out of ANTENNA ENGINEERING LABORATORIES, where Radiation experts and Scientists have developed the E.D.* principle for Military, Commercial and Marine use, comes a

RADICALLY NEW ALL-BAND "E. D." ROBOT SKYHOOK!

● This New, All-band Antenna, precision-manufactured by ANTENNA ENGINEERING COMPANY, does exactly what has long been considered a virtual IMPOSSIBILITY.*

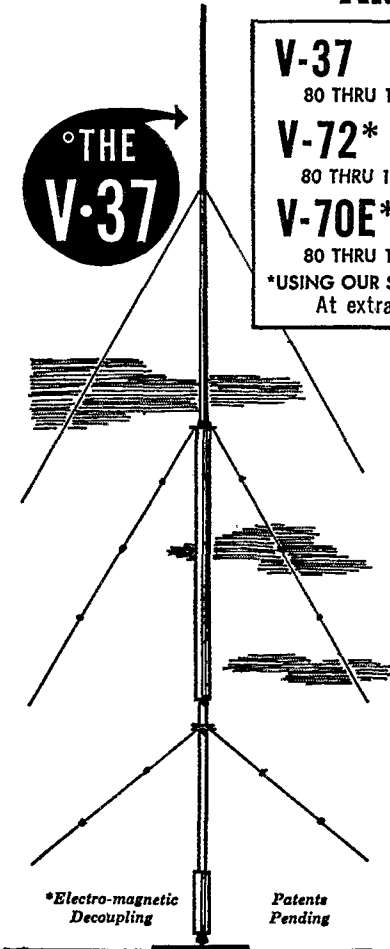
AMATEUR

V-37 \$299.
80 THRU 10 MTRS

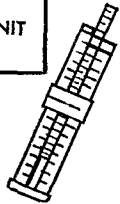
V-72* \$199.
80 THRU 10 MTRS

V-70E* \$99.
80 THRU 10 MTRS
*USING OUR SB-75A UNIT
At extra cost

THE
V-37



Do you want



- AUTOMATIC all-band coverage including Novice, C.D. & MARS
- AUTOMATIC IMPEDANCE-MATCHING on EVERY BAND
- AUTOMATIC Radiation-pattern Control
- AUTOMATIC Colinear Array on 15 and 10 meters (V-37)
- ALL with maximum operational EFFICIENCY and convenience

Then you want—and can NOW HAVE—your CHOICE of a VARIETY OF MODELS of "E.D." All-Banders which have been



DESIGNED for AMATEUR SERVICE
by Antenna Scientists

DEVELOPED for HAMS at the
A. E. C. ANTENNA LABORATORY

PRECISION-MANUFACTURED for Quality
Control at the A. E. C. FACTORY.

Sooooo

*For Ham Radio at its BEST on your Xmit & Rcvr
For a THRILL as New & Potent as an "H" bomb
For the TOPS in operating efficiency & convenience*

We are seeking alert amateurs who own our antennas to tell our story to other interested amateurs in their own communities and we expect to pay well for this service. It can be a profitable part-time occupation for you.


WRITE US FOR DETAILS AND LITERATURE

ATTENTION AMATEUR RADIO CLUBS!
write us for an appointment to
address your Members.

ANTENNA ENGINEERING COMPANY
5021 WEST EXPOSITION BLVD., LOS ANGELES 16, CALIF.
TELEPHONE: Republic 4-7807

JAMES

Ham mobile power supply



JAMES Model
C-1050 Vibrator
Power Supply com-
plete with vibrators,
fuses, rectifiers.

Wired and Tested.....Amateur, Net.....\$49.95
Kit FormAmateur, Net.....\$39.95

The new JAMES "Dual Operation" vibrator power supply for amateur mobile service, with commercial communications features . . . using dual vibrators, oversized transformers, selenium rectifier, the pack is ruggedly assembled for long trouble-free service on mobile installations.

- 6/12 Volt Operation
- 95 Watts Output
- Hash Free Receiver Power
- Antenna Relay Power
- Receiver Muting Relay
- Transmitter High & Low Voltage
- Selenium Rectifiers
- Dual Standard 4 prong, 6 volt Vibrators

Your Radio Parts Distributor or write directly for
illustration catalog

JAMES

VIBRAPOWER COMPANY

4036 N. Rockwell St. • Chicago 18, Ill.

The entire San Diego section mourns the recent passing of Johnnie and Neva Fredenburgh, VJQ and YX1, who were killed in an auto accident. K6JCF, ex-W4VZH, is now in Del Mar. KN6JGI is a new Novice in Vista. Officers of the Gillespie Club are K6ILO, pres.; W6KUU, vice-pres.; and K6DXZ, secy. The Rohr Club now has a Viking II on the air. SKB is recovering at home after a recent auto accident. The Convair Club has a Collins 32V-3 on all bands. KGCTQ worked 12 new countries in the DX Contest on c.w. BSD is now handling traffic on RTTY. The Orange County Club is conducting code and theory classes in cooperation with c.d. in the area. K6DNO now sports a RC-342 while KNGHKY has an NC-183. LYF has a Ranger. FJH, our ex-SCM, is now in Arcadia. All clubs continue to show activity preparing for Field Day. The club call for the new Gillespie group is K6JCC. SYA and his XYL recently vacationed in Death Valley, but came home early because of the intense cold. The meeting space for the Convair Club will be doubled in a new building soon to be completed. VFT is back at his normal duties of teaching after an enjoyable trip East to receive the Edison Award. A 9- and an 11-year-old at Silvergate Elementary School passed their Novice tests and are awaiting calls. All persons holding appointments in the section are asked to send certificates to the SCM when they expire so they can be endorsed and returned. This would help me to keep my records straight. Traffic: W6IAB 3350, YDK 621, BSD 599, IZG 91, K6DBG 32.

SANTA BARBARA—SCM, Vincent J. Haggerty, W6IOX — K6NBI still is the traffic leader in this section. QIW says poor conditions make for hard work on the traffic nets lately. Activity at FYW is limited to CARS and local contacts presently. AGO skeds the East Coast on 3.5 Mc. BRY's brother is now K6END. IHD is finishing his s.s.b. final amplifier and working on a 2-meter receiver. Members of the section are urged to give their support to QIW, your new SCM as of April 12th. Congratulations, Bill! Traffic: (Feb.) K6NBI 93, W6QIW 8, FYW 4. (Jan.) W6QIW 26.

WEST GULF DIVISION

NORTHERN TEXAS—SCM, T. Bruce Craig, W5JQD — SEC: RRM. PAMs: PAK and IWQ. RMs: PCN and QHL. SQX has returned to Lubbock and Reece AFB. BSX reports 15 members of the Cleburne Club have a project of 5-10-meter transmitter-converter to tie in with the Sheriff's Dept. WB has given more than 400 exams in the past 25 years. New officers of the Snyder Club are FPH, pres.; COU, vice-pres.; CRP, secy.-treas. CDO has cubical quad on 20 meters. BXE has moved back to Snyder. New officers of the South Plains Amateur Radio Club at Lubbock are NGX, pres.; TUW, vice-pres.; and HDX, secy.-treas. OBS is in Germany. GLX is a new YL ham in Tyler. AJ renewed his commercial license. IMQ worked Canal Zone on 35-watt 15-meter home-spun rig. The Blue Ridge Net, on 160 meters, had an 88 per cent attendance on 1880 kc. for February. UUR reports on the annual Boy Scout Hamoree held Feb. 20th, conducted by No. Tex. Emerg. Net. Code classes are being conducted by amateurs and Naval Reservists each Tues. at 7:30 p.m. in the Naval Armory, Lubbock. TFP reports WN5HHK's father is WN5KAS, Dallas. YL YKE worked YL KZ5DG in Canal Zone on 15 meters. BMR reports on the early morning ham breakfast held each 3rd Sun. at the Piccadilly Cafeteria in Fort Worth. CF worked into the No. Tex. Liaison Net from mobile while en route to the Lawton Hamfest. QGR, Midland Club president, reports the City deeded land to the hams for the new club house they are building. NRI is back on mobile after being off when s.s.s.c. took his fancy. GVA is all-band mobile. ESR is back on NTEN after recent surgery. GQN has organized the TNT (Texas Novice Traffic Net), which meets at 1900 CST each Tue. on 7191 kc. Traffic: K5FPB 870, W5KPB 366, LTA/5 355, BAT 212, PAK 196, AH 187, UBW 160, ACK 136, CF 129, BKII 122, OCV 37, YKE 27, ASA 26, HKF 7.

OKLAHOMA—SCM, Dr. Will G. Crandall, W5RST — Asst. SCM: Ewing Canady, 5GIIQ. SEC: KY. RM: QVS. PAMs: PML, SVR, and ROZ. The Lawton-Ft. Hill Radio Club Hamfest and Dinner held at the Hotel Lawtonia was the highlight of the month with both the newly-elected Director, CF, and the Vice-Director, ALA, present and making short talks. PML was M.C. and allowed your SCM and SEC, KY, to say a few words. A total of 94 attended the dinner with about 35 ARRL members present. KY is doing an exceptional job in lining up and training ECs for as many counties as possible and now has over 60 per cent of the counties covered. The usual tornado path from the S.E. to the N.W. across the State is almost completely covered. The tornado season has begun and the progress of the squall line is being followed by a storm-warning net, with CZB as originator and NCS. A tie-in with the state weather bureau is in the process. The North Fork ARC has set the date of its annual hamfest and picnic at Quartz Mt. Park as May 21st and 22nd. Your SCM has been remiss in notifying ARRL appointees of expiration of their appointments, but appointments will be made on the recommendation of the RM, PAM, or Net Mgr. if application is made for OPS, ORS, or OPEN certificate. Traffic: W5GVS 143, MRK 83, FEC 69, ADC 56, GXH 44, TKI 44, MGK 41.

(Continued on page 112)

HARVEY PRESENTS CENTRAL ELECTRONICS EQUIPMENT for AM, CW and SSB



NEW BROAD-BAND Linear RF Amplifier Model 600L

The 600L has no tuning controls except a single knob selector covering all amateur bands from 10 through 160 meters. Requires only 2 watts effective or 4 watts peak envelope drive power for 500 watts dc input. New band-pass couplers provide 60 to 65% linear efficiency. Uses single 813, class AB₂ and has automatic relay to protect 813 and RF couplers.

New meter features include: reads input power directly in watts . . . reads grid current . . . reads output in RF amperes . . . shows reflected power due to mismatched load . . . input level calibrations for AM, PM and CW. Function selector knob switches meter to any reading while transmitting.

Has built-in power supply with excellent regulation of bias and screen voltages. The 600L is effectively TVI-suppressed with thoroughly shielded and bypassed RF compartments.

Available in either table or rack model.

Complete (factory-wired).....\$349.50

New 'Q' MULTIPLIER

A tunable IF electronic filter that provides tremendous receiver selectivity for peaking or rejecting signals on AM, CW or SSB. Employs new 2-tube circuit with high-Q inductor. Continuously variable from 60 cps to normal IF pass-band. Interfering carriers attenuated up to 50 db.



AQ



DQ

Model AQ — Designed for installation in Model A Slicer. Includes new front panel. Power-IF cable plugs into accessory socket.

Kit.....\$22.50

Wired.....29.50

Model DQ — Designed for use with any receiver with 450 to 500 kc IF. Has power-IF connecting cable. Power requirements are 225-300 vdc at 12 ma and 6.3v at .6 amps. Can provide additional selectivity and BFO for mobile SSB or CW reception.

Kit.....\$22.50

Wired.....29.50

SIDE BAND SLICER Model A



Permits selectable SSB reception on any receiver with 450-500 kc IF. Cuts QRM and reduces interference from 15 kc TV harmonics. Has built-in power supply.

Kit.....\$49.50

Wired.....74.50

AP-1 ADAPTER — Plug-in IF stage for use with Slicer. Allows receiver to be switched from SSB to normal.

Wired.....\$8.50

AP-2 ADAPTER — Combines AP-1 and crystal-mixer for use with receiver having 50, 85, 100, 915 kc or other IF systems.

Wired.....\$17.50


SIDE BAND SLICER — Model B

Complete Sideband Slicer same as Model A, but including built-in 'Q' Multiplier. Does not require AP-1 Adapter.

Kit.....\$69.50

Wired.....99.50

**Harvey Ships Everywhere
in the World!**



Model 20A MULTIPHASE EXCITER

20 watts peak envelope output on AM, PM, CW, and SSB. Has single switch for side-band selection . . . VOX on AM, PM and SSB, plus break-in operation on CW . . . bandswitching, 160 through 10 meters . . . magic eye indicator for carrier null and peak modulation . . . plus many other features. Choice of table or rack model.

Kit.....\$199.50

Wired.....249.50

Model 10B MULTIPHASE EXCITER

10 watts peak envelope output—AM, PM, CW and SSB. Uses plug-in coils. Improved version of earlier 10A.

Kit.....\$129.50

Wired.....179.50

Write for HARVEY's
1955
HAM CATALOG
IT'S FREE!

Model QT-1 ANTI-TRIP UNIT

All-electronic VOX break-in anti-trip unit for use with loudspeaker. Prevents loud signals, heterodynes, etc. from tripping voice break-in. Plugs into socket of 20A or 10B Exciter.

Wired.....\$12.50

458 CONVERSION KIT

Basic 458 conversion parts kit, 15 to 160 meters with dial, etc.

Kit.....\$15.00

Case and Panel Kit
for 458 conversion.....\$10.00

New—For 10 Meters Model 458-10

Crystal-controlled converter package to extend 458 VFO into 10-meter band. For use with 458 Conversion Kit.

Kit.....\$27.50

Wired.....37.50

New HARVEY
Time Payment Plan
ON PURCHASES OF \$150 OR MORE
UP TO 12 MONTHS TO PAY
Write For Details

We're Generous

On Trade-Ins

If You Want To Talk
SWAPS and DEALS
write . . . or call W2DIO

NOTE: Prices Net, F.O.B., N. Y. C.
Subject to change without notice

HARVEY is known the world over . . . wherever Hams operate . . . as a reliable source for Ham Equipment . . . assuring fast service and prompt deliveries.



Harvey RADIO CO., INC.

103 W. 43rd St., New York 36, N.Y. • JUdson 2-1500
Established 1927

for a CAREER in communications
... to pass FCC amateur exams



LEARN CODE and Theory

\$3.95
up

EASY,
FAST HOME STUDY!

(with 78 rpm phonograph records)
(UNBREAKABLE in normal use)

PASS COMMERCIAL AND AMATEUR CODE
EXAMS, AMATEUR THEORY EXAMS, FOR
YOUR FCC LICENSE!



4 AMECO Courses Available:

No. 1 — NOVICE CODE COURSE. You get and keep 10 recordings (alphabet through 8 W.P.M.), including typical FCC type code exams. Free instruction book on learning how to send and receive code the simplest, fastest way; plus charts to check your receiving accuracy; plus an album; all for the low price of only.....\$7.95

No. 2 — SENIOR CODE COURSE. You get and keep everything given in the Novice Course except that you get 22 recordings (alphabet through 18 W.P.M.), plus typical FCC type code exams for General class and 2nd class commercial telegraph licenses. All this for only.....\$12.95

No. 3 — COMPLETE RADIO THEORY COURSE. A complete, simplified home study theory course in radio covering the Novice, Technician, conditional and general classes — all under one cover — with nearly four hundred typical FCC type questions to prepare you for license exam. No technical background required. You also get, FREE, a guide to setting up your own Ham station. All for the amazing low, low price of.....\$3.95

No. 4 — NEW ADVANCED COURSE. Prepares Novice operators for the amateur general class and second class commercial license tests. Contains 12 recordings (8 through 18 W.P.M.) PLUS the complete code book — PLUS typical F.C.C. code examinations for general and commercial tests. ALL for only.....\$6.95

No. 5 — RADIO AMATEUR QUESTION & ANSWER LICENSE GUIDE. A "must" if preparing for Novice, Technician or general class exams. Approx. 200 questions & answers (most multiple choice type) similar to ones given on F.C.C. exams. Has 2 typical F.C.C. type exams. Other questions by subjects, easier to study. Low, low price of **50¢**

DELUXE CODE PRACTICE OSCILLATOR

With Built-in Key-Click Filter

In Kit Form
or Wired

The AMECO Code Practice Oscillator, for 110 volts AC or DC, with a built-in 4 inch speaker, produces a pure, steady tone with no clicks or chirps. It can take a large number of headphones or keys. After the code has been learned, the AMECO code practice oscillator is easily converted to an excellent c.w. monitor.

Other features include:

- Variable tone control
- Volume control
- Sturdy grey hammertone cabinet
- Lowest prices



In Kit Form, with Instruction, less tubes (Model CPS-KL).....\$1175

Completely Wired & Tested, less tubes (Model CPS-WL).....\$1295

Set of two tubes (35W4 and 50C5).....\$ 180

FREE LITERATURE AVAILABLE
Sold at leading distributors
everywhere or write to
Dept. Q5

AMERICAN ELECTRONICS CO.
1203 Bryant Ave., New York 59, N.Y.

QAC 32, CBY 30, ZKK 30, PML 28, PNG 27, MFX 26, SVR 25, RST 20, KY 18, FU 17, WTC 13, TC 12, GHQ 7, PAA 5, ITF 4.

SOUTHERN TEXAS — SCM, Dr. Charles Fermaglich, W5FJF — ABQ, who has been in bed for a very long time, is now up and around again and beginning a full kw. rig just for 80-meter c.w. Good luck to you, Jerry, and we are all happy that you are recovering. URW is doing a lot of MARS and NTO operating and soon will be heard on STEN. The next Annual STEN Meeting will be held in Kerrville May 28-29. From *Gutter Dope*: FND and his XYL are moving into a new home on the north side. VI is sporting a new mobile on 75 meters and a new QTH out on Fredericksburg Rd. EPB is building a new Q multiplier. THU has just installed a new Elmac transmitter in his mobile. We wonder if JHH has his car painted yet, and how about the 24-volt system? GKI is ready to fire up an ART-13 mobile. Emergency Net NCS, KQG, has recovered from laryngitis. EVT is having lots of fun operating his new Viking Ranger. LVE is mounting his put-put on a new trailer. OER reports 3855 kc., the mobile frequency, is crowded in Houston. TSE says we should be seeing LFG soon. The Galveston County ARC is doing an FB job of publicizing amateur radio. ULN presented a program on oscillators. The Club call is KMK and Campbell is trustee. The GCARC had an FB picnic in March. Elder, Judd, and Bolles were the committee. New Novices in Galveston County are Mr. and Mrs. W. C. Fulton and Jimmy Taylor, WN5JSV, and OM, WN5JSU, share the same station. Jim's call is WN5GMX. DJG, a 13-year-old YL, is thought to be the youngest in Texas. AET has moved to a new QTH in Pharr and is loading up the clothesline pending completion of an antenna. FZO is back on the air with his numerous transmitters but he still is having some trouble. The hams in Hidalgo County participated in the Red Cross simulated disaster Mar. 5th. DTJ is on 40-meter 'phone and c.w. with 60 watts for the first time since 1951. It is his first 'phone rig since becoming a ham in 1933. At a recent meeting the HARC elected RPW, pres.; Sam Dixon, vice-pres.; FZD, treas.; URU, secy.; PBX, membership chairman; WVF, prog. chairman. Traffic: W5MN 631, FJF 42, ABQ 16, URW 16.

NEW MEXICO — SCM, G. Merton Sayre, W5ZU — SEC; KCW, PAM; BW, V.H.F. PAM; FPB, RM; JZT. The NMEPN meets on 3838 kc. Tue. and Thurs. at 1700 Sun. at 0730; the NAM Breakfast Club every morning except Sun. 0700-0830 on 3838 kc.; NM C.W. Net daily on 3633 kc. at 1900. Changes in NCS for the Breakfast Club: Mon. ZGG, WKX; Tue. TBP, EZB; Wed. CEE, AK; Thurs. WBC, GYN; Fri. CEE, VLZ; Sat. PSP, CXC. WBC is NCS for Tue. and Thurs. NMEPN, with CXC alternate; GEM is NCS Sun., BXP is alternate. BIH and FPB are candidates for the SCM post. Remember the State Ham Picnic at Albuquerque June 4-5, the West Gulf Division Convention at Fort Worth June 10-12; and Ruidoso in 1956 for the West Gulf Division Convention site. AQQ has left the State. NMEPN stood by for three days when Albuquerque amateurs provided communications in connection with the TWA plane search and rescue activities in the Sandia Mountains. Caravan Club members did a grand job. WIY and CGE moved to Mojave. DNK, ECS, FAG, FPB, HAG, NSJ, RKS, UEO, UZL, WIY, YXMI, and others were at the Feb. Albuquerque V.H.F. Club meeting. FAG and NSJ are trying to work DX after each Nevada test. SB is in Farmington as a TV engineer. GUB attended Chicago school on microwave and teletype maintenance. PBV works on u.l.f. gear for CAA. POI lost his whip and coil in a snow storm. AAU has a communications service in Farmington. Traffic: K5WSP 268, W5RFF 54, QR 48, JZT 43, VLZ 40, HJF 39, WPA 39, AQQ 38, CEE 31, HOE 16, ZU 15, ARD 12, BZB 9, BLH 5, BXP 5, WBC 5, DZB 4.

CANADIAN DIVISION


MARITIME — SCM, Douglas C. Johnson, VE1OM — Asst. SCM; Fritz A. Webb, 1DB, SEC; RR, RM; VE1HJ and VO6X. PAMs: VE1OC, VO2AW, and VO6N. ECs: VE1AAY, VE1DQ, VE1DW, VO2G, and VO6U. A new appointee is PF, PAM for N.B. We regret the passing of EA. Clary was particularly noted for his 160-meter transatlantic pioneer work, and had set a number of DX records on that and other bands. The Cape Breton C.D. Net meets Sun. at 1:30 p.m. on 3750 kc. Congrats to AV and his XYL on the new jr. operator. A movie interview of FQ was shown on CBIT after Brit had informed the press that two missing Arctic travelers were found. BN is using new all-aluminum sky hook with 450-ohm feed. VO1s M, U, V, and Y have migrated to 20 meters. VO1AB has a new mobile. VO1AE is active on all bands. VO1AM is back on after a few years layoff. VO3X and VO1D participated in the BERU Contest. W4BRP/VO2 has 5 watts on 3.5 Mc., and 500 on 14 Mc. Congrats to VO1AH and his XYL on the new jr. operator. VO6N is running 150 watts and has worked up to 77 countries. VO6AH is Acting NCS for the Labrador Net. The GBARC is conducting a training program in theory and code under the direction of VO6R. Traffic: VO6N 158, VE1FQ 129, VO6B 106, VE1FX 51, VO6S 46, VE1HJ 35, VO6AF 34, VE1QM 33, VE1UT 29, VE1OM 28, VE1ME 20, VE1OC 15, VO1D 8, VE1DB 3, VE1AV 2.

(Continued on page 114)



Everybody's Talking About Our GLOBE KING!

A Globe King transmitter was used in the Amateur Radio Booth at the recent State Fair of Texas. How did it operate? Here's what Mr. Edward F. Aymond, Jr. Amateur Day Committee Chairman, has to say:



THE 500 WATT Completely Bandswitching GLOBE KING

Here's an advanced design, high power transmitter of 500 watts input on both CW and fone 100% modulated. Is completely bandswitching 10 thru 160M. bands. Consists of FR, Speech Modulator and Dual Power Supply Sections. Entire unit is specially screened for TVI. Pi Network output matches any antenna from 52-600 ohms. Has provisions for VFO and Single Sideband input. Forced air-cooled 4-250 tube, push-to-talk, special aluminum mesh screening of RF Section — just a few of the many fine features. Enclosed in grey hammertone cabinet, 31" x 21 3/4" x 15".

ONLY \$367⁸ per mo.

\$67.50 DOWN
CASH PRICE: \$675.00



Edward F. Aymond, Jr.
Dallas, Texas
W5UHV

"... was operated on 14.228 mc for 16 days continuous from 10:00 a.m. till 10:00 p.m. Some 200 different amateurs used this transmitter and not once... did we have any trouble whatsoever.

"... no interference either on the video or the sound as a result of the Globe King being operated in this close proximity (3 feet) to (two) television sets. During the operation at the Fair, 41 states were contacted, 5 of the Canadian Districts, Alaska, Hawaiian Islands, Canal Zone, Cuba, Nicaragua, Honduras, Peru, and Columbia. All operation was via phone.

"... we were more than pleased with this operation and wish this transmitter had belonged to one of us personally"

and...

And write for complete information about:

- ✓ The New Johnson Kilowatt Xmtr.
- ✓ Our Latest Reconditioned Eqpt. List
- ✓ Single Sideband Eqpt.
- ✓ Easy-Pay, 10% Down Plan
- ✓ Top-Value Trade-In Offers

Dan Hoover (W9VEY) of Hillsboro, Illinois says, "It sure is a wonderful rig. QRM just melts and backs off to either side."

In the words of George H. Cooke (W2LOP) of 25 Cottler Ave., Springfield, N. J.: "... there is absolutely no interference on our own TV set... Needless to say I'm very well satisfied with my purchase."

And from Don Smith, La Junta, Colorado: "I think you have topped the field... I congratulate World Radio Labs for really turning out a FB rig!!... The modulation reports I get are 'The best sounding rig on the band OM what are you running?'"

**FREE
1955
CATALOG!**

Send For
Your Copy
... Today!



65 WATT GLOBE SCOUT Completely Bandswitching

This excellent Xmtr. offers 65 watts input on CW, 50 watts on fone. Is completely bandswitching 10 thru 160M. Combination Pi Network antenna tuner. 100% modulation of Final. Housed in 8" x 16" x 8" grey cabinet.

Wired Form **ONLY \$7.95**
just \$10.00 Down per mo.



**KIT \$89.95
CASH** **WIRED \$99.95
CASH**

Please send me your FREE Catalog. I would also like full information on the items checked below! Quote your top-trade-in offer

Q-5

ALL PRICES SUBJECT TO CHANGE WITHOUT NOTICE.

for my _____
(Name and Make of Equipment)

on your _____
(New Equipment Desired)

- | | |
|--|--|
| <input type="checkbox"/> 500 watt Globe King | <input type="checkbox"/> Recon. Eqpt. List |
| <input type="checkbox"/> 400 watt Globe King | <input type="checkbox"/> SSB Eqpt. |
| <input type="checkbox"/> Globe Scout | <input type="checkbox"/> Easy-Pay Plan |
| <input type="checkbox"/> Johnson Xmtr. | <input type="checkbox"/> Giant Radio Map (25c) |

Name _____

Address _____

City and State _____

WORLD'S MOST PERSONALIZED RADIO SUPPLY HOUSE

World Radio LABORATORIES

3415 W. BROADWAY, CO. BLUFFS, IA., Phone 2-0277

Quick QUIZ

Q. What are the procedures to be followed in renewing an amateur station and operator license?


Q. Who may operate an amateur radio station?

Q. What are the requirements for portable and mobile operation?

Q. How do U.S. amateurs obtain authorization to operate in Canada?

The ANSWERS?

You'll find them all in . . .



Complete FCC and International Rules and Regulations governing amateur radio . . . detailed explanations on amateur licensing covered in separate chapters . . . a complete index for ready reference . . . and, of course, separate study guides for all amateur operator examinations. . .

50 cents postpaid

**THE AMERICAN
RADIO RELAY LEAGUE**

West Hartford 7, Connecticut

ONTARIO — SCM, G. Eric Farquhar, VE3IA — We record with deep regret two Silent Keys, OW and AP. OW was well known as a member of the Air Transport Board and an active member of the Ottawa Amateur Radio Club. AP, a past secretary of the same club, and a member of the Dept. of Transport, was very active on 20, 40, and 80 meters. The Nortown Radio Club of Toronto is possessor of the Marconi Trophy for being top Canadian scorer in the 1954 ARRL Field Day operation. Up Simcoe way the Norfolk Club recently held a banquet, but lack of information has us guessing as to what took place. The annual banquet of the Brantford ARC was a tremendous success. Some eighty hams who attended, representing Windsor, Chatham, Gravenhurst, Elora, Toronto, Hamilton, Galt, Kitchener, and Belmont, heard some very interesting data on civil defense, ably presented by P. H. Fox, Chief Transport Officer for Canadian Civil Defense. He described civil defense as "a pressing necessity toward safeguarding the lives and well-being of our people and the preservation of that way of life which we hold so dearly and prize so deeply, within our hearts." 2BE, ARRL Canadian Division Director, who recently completed 25 years of service to Canadian Amateur Radio as its representative, outlined the benefits derived from being a League member. Touching on the AREC, which forms communication networks across Canada, he said, "These are the boys who control and operate the civil defense networks. All other organizations get their reservoir of trained personnel from this organization." TM changes receivers and says "There's a difference." BUR and his XYL were seen vacationing down Tampa way. VZ reports OSN activity keeps up. A newcomer in Belleville is BDT, VWI, in Kapuskasing, puts out a nice signal on 40 and 80 meters. BSW reports being the "first VE contact" to about 25 Novices. U.h.f. fellows are asked to be on the lookout on the 420-Mc. band for BDT, CAB, BEE, and ASD. Traffic: VE3GI 172, BUR 168, VZ 126, AJR 95, AUU 74, TM 62, DQX 38, BJV 35, CP 22, KM 22, NO 21, AVS 17, AOE 14, DPV 14, PH 10.

QUEBEC — SCM, Gordon A. Lynn, VE2GL — PQN is taking a beating these days from poor conditions, particularly long skip making short hauls difficult. However, DR continues behind it with quite a few stations reporting in. The same difficulty is being experienced on the Northland Net, as reported by P.L. CA reports nothing new, just lots of traffic for the Far North. II has renewed ORS appointment after a lapse of a few years, this time from Sherbrooke. The St. Maurice Valley gang has one station or another covering 3675 kc. continuously throughout the day, as well as on 3740-ke. phone, on the lookout for traffic for that way. Reports from all parts of the VE2 district are solicited. Traffic: VE2CA 101, BB 82, LMI 35, GL 16, CP 14, EC 14, ATQ 10, FT, 10, LO 7.

ALBERTA — SCM, Sydney T. Jones, VE6MJ — PAM: OD, RM; XG, AL has n.t.m. and a.m. ready to go as soon as the OK has been received from the R.L. WC was away on a business trip to Houston, Tex. UB is active from the new QTH at Cowley. KL is building new remote control VFO. MJ is building a new antenna tuner. LQ has the new rig well under way. PS has a new 1A1 rig. CE has plans for a vertical antenna. ZR has been hobnobbing with the Eskimos and working from VE8-Land. Congratulations to WO and his XYL on the arrival of a YL Jr. operator. CP stays up nights chasing the elusive DX. YE is active on the BC Net. Make plans now to attend the Alberta Hamfest which will be held this year in Lethbridge. It is with regret that the death of JJ is reported. A charter member of the Hat Ham Club, his advice and help were highly valued. Traffic: VE6HM 117, YE 28, OD 27, AL 25, WC 7, IZ 5, MJ 4.

MANITOBA — SCM, John Polmark, VE4HL — OO: RB. New officers of the ARLM are NW, pres.; MO, treas.; PE, secy. The Noon Net now is registered with the ARRL. EF is having trouble with his 20-meter beam. ML, IF, and JW are sporting new mobiles all with very nice signals. QD is having TVI trouble. JW has a new antenna but still has TVI. It is curling time so we don't see much of GB. XW, wouldn't it be better to stay on the ground? We don't have too many active YLs now. No reports were received from the 20-meter gang. A fine time was had by all at the ARLM's annual "Ham Do" Mar. 5th. The ARLM had a booth at the Sportsmen's Show and handled lots of traffic; a very nice showing for ham radio. Thanks to all relaying stations Traffic: VE4GE 98, LO 18, EF 14, HL 14, KL 12, YR 11, QD 7, JM 6, AI 4, RB 4, AY 3, HS 2, OS 2.

SASKATCHEWAN — SCM, Harold R. Horn, VE5HR — QL's activities are curtailed while changing the QTH to Govan. RE is looking after PAM duties in the meantime. LT finally made the air with 807s running 40 watts and puts out a nice signal. CM put in a busy week as communications station at civil defense, Fort Qu'Appelle. FG says his big traffic count is 1 delivered 1 received with a new addition to the family, a baby girl. Congratulations, Don. TV, at Swift Current, reports the formation of a club known as the Frontier City Radio Club with BC, pres.; TV, vice-pres.; and JR, secy.-treas. Meetings are held Fri. at 7:30 p.m. and any visiting ham is welcome. LU has changed his OBS frequencies to 3827 and 3798 kc. Tue. and Thurs. at 1830 hours. HN is a new ham at Nipawin and can be heard on 75- and 40-meter c.w. Traffic: VE5FG 31, HR 16, LU 12, VL 12, BF 10, DD 10, DS 10, CB 6, LJ 6, MX 6, CI 5, GX 4, LE 4, IL 2, RG 2, RE 1.

BUSY? BUSY? LITTLE TIME FOR HAMMING?


GO MOBILE!

.. AND MAKE GOOD QSO USE OF YOUR DRIVING HOURS!

HARRISON HAS IT!

MULTI-ELMAC EQUIPMENT

to give you more fun per mile!



AF-67 Has all the features that give you greater operating results!


● **VFO, and spotting switch!** Enables your zeroing-in to a net frequency, a CQ, or into a clear spot, without QRMing anyone. A "must" in the crowded bands.

● **Single knob bandwidth!** No matter the time nor location, you can quickly and easily jump to the band that will give you the solid local or DX QSO's you want. (Seven bands, 160 thru 10 meters.)

● **Power!** A respectable 40 to 50 watts OUTPUT, with good "sock" audio, keeps your signal right up there with the best of the KW's.

● **PLUS**—just about everything else you could desire in a modern, highly efficient, well constructed, compact (11 1/4" wide x 7" high x 8 3/4" deep), VFO transmitter for mobile, field, or fixed station stand-by or KW exciter.

AF-67, complete with tubes, quick-disconnect power plug, for 6/12 volt systems, and full installation and operating instructions. **\$177.00**



PMR-6A

A complete 10 tube job, with internal noise limiter, BFO, RF stage, and everything else you would expect in a modern communications receiver—all in a cabinet only 6" wide, 4 1/2" high, by 8 1/2" deep! (Specify 6 or 12 volt system) **PMR-6A, \$134.50**

Speaker. Oval auto type, for mounting in dash. Heavy PM magnet, to handle the 3 1/2 watts output of the receiver. 6" x 9"—**\$4.50**

Multi-Elmac receiver power supply. Exceptionally well filtered and shielded. Mount anywhere—remote controlled by receiver. With cable and connector plug. Specify for 6 or 12 volt system. **\$24.50**



PSR-6

Round out your installation with these recommended top quality accessories:

Microphone. Shure controlled reluctance. Police type hand mike, with push-to-talk button. Dash mounting bracket. **\$17.35**

Antenna change-over relay. Coaxial type. With contacts for push-talk control, 6 or 12 volts DC. **\$10.50**

Webster "Band Spanner" Antenna. Telescopic tuning for 10 thru 75 meter bands. Stainless steel top whip. **\$29.50**

Premax antenna mount. Link chain type, clamps on to any bumper with 1" clearance. No holes to drill! Type CA—**\$5.88**

Heavy duty spring for CA—**\$6.47**

Master Mobile DeLuxe "Any-angle" body mount. Heavy duty stainless steel spring. Coax connector. 132XAS6—**\$15.95**

Steel frame mounting racks. Fasten to bottom of dash, etc., unit is held in cushion grip, can be slid out for fixed station use. For AF-67 or PMR-6A **\$6.95**

Mike plug **\$1.17**

RG-8/U coaxial cable.

The good kind! Per foot **13¢**

Coax connectors **SIX for \$4.50**

Heavy dynamotor cable Per foot—**18¢**

10% lets you start having fun, now! Take a year to pay, on Harrison's low cost, confidential terms.

TRADES?
Yes! Tops!

SAVE \$60

on this complete dynamotor supply, of top quality, with RF-AF filters and control relay. Delivers 500 volts at 200 ma—just right for full power with the AF-67!

Model 520VRX, 6 volt DC input. Brand new overstock, fully guaranteed. Regular net dealer price is \$80.25—it's yours for only \$20.25 with the purchase of an AF-67!

Quantity limited—so, hurry!

THREE— for the price of ONE!

Slip the PMR-6A Receiver and the AF-67 Transmitter out of the car, and just by plugging in these AC operated power supplies you have a complete, compact, home and portable field station, or VFO exciter for KW final! Triple duty, ready for any service or emergency.

115 Volt AC supply for complete operation of 6 or 12 volt Model Receiver. With cable and plug. **PSR-116 — \$24.50**

Same, but with S meter. **PSR-116S—\$35.50**

Dual output supply for full power operation of the AF-67 Transmitter. Complete with cable and plug to match transmitter, and internal push-to-talk control. **\$56.25**

Coaxial antenna change-over relay with 115 Volt AC coil. **\$9.25**

PSR-116S



Of course—

Harrison has all of the good makes of Ham equipment!

Just order, or ask for literature and our low prices.



PS-2V

SAFETY FIRST!

Keep both hands on the wheel, and your eyes on the road!

1. Use a Turner "Third Hand" to hold the mike in front of your lips. (\$2.94). Light-weight yoke slips around neck. Special Shure controlled reluctance hand microphone, quickly screws on or off "Third Hand". **\$8.82**

2. Put a "Foot-to-talk" switch in the floor-board, and connect across push-to-talk control wires. **\$1.89**

3. Mount the receiver where you can tune and see the dial without looking away from the road.

HARRISON

"Ham Headquarters Since 1925"

225 GREENWICH STREET
NEW YORK 7, N.Y.

PHONE ORDERS - BARCLAY 7-7777

JAMAICA STORE: Hillside Ave. at 145th St.

Harrison has it! And, how!!


To give you immediate delivery, we have made special arrangements to have, right in our NY and Jamaica stock rooms, the largest supply of Multi-Elmac equipment and accessories in the entire country! But, don't procrastinate—we expect it to sell very briskly (it's that good!)

Installations?

Certainly! Complete, professional job at reasonable cost. New York area (also in new cars at Detroit area factories).

How To Pass FCC COMMERCIAL RADIO OPERATOR License Exams

Free . . .



Tells where to apply and take FCC examinations, location of examining office, scope of knowledge required, approved way to prepare for FCC examinations, positive method of checking your knowledge before taking the examination.

GET YOUR FCC TICKET IN A MINIMUM OF TIME!

Get this Amazing Booklet **FREE**



TV ENGINEERING INCLUDED IN OUR TRAINING AND COACHING

TELLS HOW . . .

1. Tells how thousands of brand-new, better paying radio-TV-electronics jobs are now open to FCC License Holders.
2. Tells how we guarantee to train and coach you until you get your FCC License.
3. Tells how our amazing Job-Finding Service helps you get the better paying job our training prepares you to hold.



GET ALL 3 FREE!

MAIL COUPON NOW!

CLEVELAND INSTITUTE OF RADIO ELECTRONICS
Desk QT-3, 4900 Euclid Bldg., Cleveland 3, Ohio
(Address to Desk No. to avoid delay)

I want to know how I can get my FCC ticket in a minimum of time. Send me your FREE booklet, "How to Pass FCC License Examinations" (does not cover exams for Amateur License), as well as a Sample FCC-type lesson and the amazing new booklet, "Money-Making FCC License Information." Be sure to tell me about your Television Engineering Course.

Name.....

Address.....

City.....Zone.....State.....

FOR PROMPT RESULTS SEND AIR MAIL

Special tuition rates to members of the U. S. Armed Forces

Antenna Coupler

(Continued from page 13)

(Globar) provides a convenient load for transmitter adjustments. Our requirements were for power inputs up to 250 watts with the transmitter terminated with 50 ohms; however, work is being done on a 70-ohm version of the "Z-match."

The transmitter used here has a pi-network output circuit and this is adjusted for proper plate loading with S_2 in the first position, which connects the 50-ohm dummy load. Power can be read in the forward position of the bridge on the proper scale. No reflected power will be evident with the resistive load. The proper forward reading scale on M_1 should be selected by means of S_1 , depending on the power output of the transmitter. As can be seen from the schematic and photographs, R_2 , R_3 , and R_4 set the 0-10-, 0-100- and 0-1000-watt full-scale levels. Reflected power calibrations are automatically taken care of by the settings of R_2 , R_3 and R_4 when adjusted in the forward position.

It might be well to note here that transmitters having outputs in excess of 50 watts should be tuned up at lower power, because the dummy load in the "Z-match" is rated at 50 watts and excessive power could ruin the resistor. However, the "on-the-air" rating of the "Z-match" is much higher than 50 watts.

The antenna should be connected to the output terminals J_3 or J_4 , depending on the frequency. S_2 is then switched to the second position and C_{10} and C_{11} tuned for minimum reflected power, as read on the meter. The two controls will interlock somewhat, but a few trials will readily lead to a good null. The system is then ready for use. In testing with a wide variety of both antennas and resistive loads, the reflected power was below one watt in all cases. After this minimum or zero reflected-power reading has been obtained no readjustment of the transmitter is necessary if it has previously been adjusted to work into the dummy load.

The tuning capacitor C_{11} will be near maximum capacitance for both 3.5- and 14-Mc. operation, while the setting will be near midscale at 21 Mc. On 7 and 28 Mc., the capacitance will be nearly at minimum. The setting of C_{10} will vary with different loads. In the third position of S_2 straight-through operation can be used, enabling the amateur with a matched 50-ohm line to use the bridge. The bridge is an excellent instrument for adjusting element lengths on a beam for lowest reflected power.

(Continued on page 118)



As a service to visiting mobileers, the Amateur Radio Society of Eglin Air Force Base, Fort Walton, Fla., maintains a monitoring watch on 29,560 kc. Signs patterned after the ARRL diamond have been posted on main highways in the area to bring attention to the call-in frequency.

W3LOE
— • — •
— — • —

BOB CHEEK . . . WHO HAS BEEN A "HAM" FOR 23 YEARS AND OPERATES W3LOE . . . IS ASSISTANT MANAGER OF THE ENGINEERING DEPARTMENT AT THE WESTINGHOUSE ELECTRONICS DIVISION.



WITH AN IMPORTANT MESSAGE FOR ALL ELECTRONIC ENGINEERS!

You may have heard Bob Cheek on the DX bands during the recent DX contest. Bob is a ham of 23 years standing, and is recognized as an outstanding DX operator, both phone and CW. Like many hams, Bob finds that his "rig" is relaxing and educational . . . and as stimulating as his work on advanced development projects at the Westinghouse Electronics Division.

Can a job be as interesting as a hobby? Bob says it can! "At Westinghouse," he contends, "the combination of professional surroundings, creative freedom and challenging 'projects of tomorrow' has put me in a real 'engineer's heaven'! In addition, the income and employe benefits, fine suburban living conditions, and so forth have helped both myself and my family achieve many of our

lifetime goals while we are still young enough to enjoy them!" For the expansion of work on the interesting projects mentioned by Bob Cheek, Westinghouse needs still more experienced electronics engineers. If you have an engineering degree and would like more information on top-level openings to be filled in the near future . . . drop us a line today! All replies will be treated with the strictest confidence!

WRITE:


R. M. Swisher, Jr.
Employment Supervisor, Dept. 145
Westinghouse Electric Corp.
2519 Wilkens Avenue
Baltimore 3, Maryland

YOU CAN BE **SURE**...IF IT'S
Westinghouse



NEW!

"28 Uses for JUNCTION TRANSISTORS"



Only 25¢

Build your own TRANSISTOR DEVICES

- dynamic microphone • audio preamplifier
- five-watt audio amplifier • multivibrator
- 100 KC oscillator • DC voltmeter
- field strength meter

You'll find complete instructions for these and many other equally useful transistorized devices in Sylvania's new booklet.

This new booklet is a must for anyone interested in getting a firsthand practical understanding of the transistor. Each of the circuits has been designed by Sylvania engineers, built around Sylvania transistors and tested in Sylvania Laboratories to give you a compilation of practical transistor data. Circuit descriptions are preceded by a full, referenced chapter on Transistor Theory.

Pick up your copy at your Sylvania Distributor—or send 25¢ in coin with this coupon.



SYLVANIA

SYLVANIA ELECTRIC PRODUCTS INC.
1100 Main Street, Buffalo 9, N. Y.

SYLVANIA ELECTRIC PRODUCTS INC.
1100 Main Street, Buffalo 9, N. Y.

Enclosed is 25¢ in coin for my copy of *28 Uses of Junction Transistors*.

Name _____

Address _____

City _____ Zone _____ State _____

Results

The "Z-match" has been in use at the writer's station for the past several months and the results have been excellent on all bands from 3.5 to 30 Mc. Two transmitters have been used. One is a Harvey-Wells T-90 Bandmaster running between 75 and 90 watts input on both c.w. and 'phone. The second, with a pair of 4-65As in the final running inputs up to 300 watts, has been used with no apparent breakdown of capacitors, coils or the Z bridge. The first transmitter utilizes a pi-network output tank, and after tuning this properly on any band into the 50-ohm load, no retuning is necessary after the "Z-match" is tuned for minimum reflected power. The second transmitter uses an all-band tank with series-tuned link output and the results were the same with this output circuit. The fact that retuning the transmitter is not required after tuning the coupler for zero reflected power indicates a definite impedance match.

Although the functions of the "Z-match" have been described in terms of matching the transmission line to a coax line to the transmitter, it is equally useful for coupling the line to a receiver. The same antenna is used for both transmitting and receiving at the writer's station, and received signals have been given a tremendous boost by the use of this coupler, mainly because the receiver has a nominal input impedance of 50 ohms and its antenna terminals are finally looking at the proper impedance. The send-receive switching is of course done in the coax link.

After operating conventional-type antenna couplers with no visual means of obtaining a match, we wonder how many times a mismatch has been tolerated. Quite often, we think, at this station, because the percentage of contacts for stations called has gone up tremendously since the installation of the "Z-match," and in the recent DX contest the speed of tuning helped in running up the best score we ever had, on both 'phone and c.w.

Mobile Antenna Tuning

(Continued from page 18)

completed unit is ready for testing and adjustment. With all turns of the variable series antenna inductor removed (tap at top of L_1 in Fig. 4), the externally-mounted loading coil (center or base) should be adjusted for resonance at the extreme high end of the band in use. This adjustment will place the transmitter and the antenna system on precisely the same frequency. Temporarily disconnect the tuning motor from the control unit. Adjust balance control R_1 to its electrical center position, and adjust the sensitivity control to the point where both relays K_1 and K_2 (Fig. 3) are operated, as evidenced by illumination of both indicator lamps, I_1 and I_2 . Then slowly back off the sensitivity control until either one or both relays deenergize. If both relays

(Continued on page 120)

NOW HEAR THIS



ALL THREE UNITS
ONLY **89.50**

A BUY OF A LIFETIME

PORTABLE ELECTRONIC MEGAPHONE
and AMPLIFIER SYSTEM

MEGAPHONE




COST U.S. NAVY \$1850⁰⁰
YOURS FOR ONLY \$89.50

20 WATT POWER AMPLIFIER

MEGAPHONE-Dynamic MICROPHONE Pistol GRIP-TYPE

All Units BRAND NEW and GUARANTEED

BATTERY CHARGING RACK Included



AMPLIFIER

Lafayette made a terrific deal with the U. S. Navy—bought a quantity of U. S. Navy Model PAE-2 Portable Amplified Electronic Megaphone Systems which enables us to offer the complete system at a price which can never be duplicated again.

Here is an ideal system for such applications as fishing boats, yachts, traffic control, sports events, construction crews, surveyors, carnivals, car owners, life-saving stations, or any place where handling of large crowds is necessary, and wherever convenient power line connections are not available, because unit operates from self-contained rechargeable 6-volt storage battery. Can also be used as a stationary or permanent system when used with charging rack, which is designed to hold entire portable amplifier and battery.

System consists of portable amplified electronic megaphone—operated by a trigger switch in the pistol-grip-handle—dynamic type microphone unit rated at 50 ohms at 1000 cps. and a reproducing unit, all contained in megaphone mouthpiece and housing.

A powerful 20 watt 6 tube amplifier, housed in a water-proof, two-piece, portable metal case (as illustrated), having compartment for and supplied with 3-cell 6-volt storage battery. Amplifier built with finest quality parts to rigid Navy specifications.

A UNIVERSAL BATTERY CHARGING RACK that operates from 110 volts AC 50-60 cycles, 110 volts DC, 12 volts DC, 24 volts DC, 48 volts DC, or 96 volts DC. The charging rack consists of a battery recharger with time switch and also provides a space for stowing the portable amplifier. Two pilot lights in the front panel of rack indicate a "Low" or "High" charging rate. Timing switch controls the rate of charging. Has separate On/Off switch.

Approximate Dimensions & Weight : Megaphone 20" long, diameter 13½".


Amplifier dimensions—in 2-piece Portable Metal Case, housing 6 volt storage battery—13¾" H, 12¾" W, 9¾" deep.

Charging Rack 15½" H, 13" W, 12" deep.

COMPLETE SHIPPING WEIGHT 88 LBS.

Complete System consisting of electronic megaphone, 20 watt portable amplifier with tubes and storage battery in case, as illustrated, Universal Battery Charging Rack with all necessary interconnecting cables and plugs and 30 page Instruction Book with schematic diagrams of all units.

Net **89.50**



BATTERY CHARGING RACK

QUANTITY LIMITED

Lafayette Radio

DEPT. VE

FAMOUS IN RADIO FOR 32 YEARS

NEW YORK, N. Y.	100 Sixth Ave.
BRONX, N. Y.	542 E. Fordham Rd.
NEWARK, N. J.	24 Central Ave.
PLAINFIELD, N. J.	139 West 2nd St.
BOSTON, MASS.	110 Federal St.

WANTED

Communications . . . and
Radar Personnel
Who Want To Earn

\$7,000 Per Year
or **BETTER!**

PHILCO TECH-REP DIVISION Offers Such Opportunities

. . . to men who are qualified by experience or training in the design, maintenance and instruction of Communications, Radar and Sonar Equipment.

FUTURE OPPORTUNITY & JOB SECURITY

. . . are more than "sales talk" at Philco, where the continuous demand of electronics installation and service work throughout the entire world, which have been coming to us with increasing regularity since 1941, have made us the "pioneer" in this field.

PLUS . . . OF COURSE

. . . the very important fact that in the civilian radio & television field, PHILCO has led the industry for 20 straight years.

TOP COMPENSATION

. . . salary commensurate with education and experience PLUS hospitalization, group insurance, profit sharing, retirement benefits, merit and faithful service salary increases and paid vacations.

LOCAL INTERVIEW ARRANGED Write NOW For

. . . our special literature on COMMUNICATIONS & RADAR JOB OPPORTUNITIES NOW AVAILABLE AT PHILCO.

PHILCO TECH-REP DIVISION
22nd & Lehigh Ave., Philadelphia 32, Pa.

drop out at the same positioning of the sensitivity control, no balance adjustment is necessary. If one relay drops out before the other, the balance control should be adjusted for simultaneous operation of K_1 and K_2 . Following adjustment of the balance control, the sensitivity control may be adjusted for optimum sensitivity. This system may be made sufficiently sensitive to respond to carrier shift brought about by nonlinear modulation and slight overmodulation excursions and to antenna detuning caused by passing pedestrians, automobiles or any phenomena causing even the slightest antenna detuning effect. Normal sensitivity adjustment is a matter of choice and will vary with individual operating requirements. R_3 should not be adjusted to the point where K_1 and K_2 are energized simultaneously. Such an adjustment renders the tuning motor inoperative.

Sensing of this system may be changed by reversal of the output and input coaxial connectors. Reversal of the tuning-unit operation may be obtained by reversal of the two control leads from the remote control unit. In normal operation, series inductance is automatically added with a capacitive antenna and inductance reduced with an inductive load.

A great deal of satisfaction in mobile operating has been brought about by the use of this system. It is a real pleasure to QSY about the 40- and 75-meter bands without the worry of antenna resonance, and to be confident that no matter what the position of the mobile whip — *it is resonant.*

Two-Tone Generator

(Continued from page 86)

Using the Two-Tone Generator

If the generator is used to test an s.s.b. exciter equipped with a high-impedance microphone input circuit, it will be desirable to divide down the output signal by means of a circuit such as shown in Fig. 4. If an input terminal or jack for audio

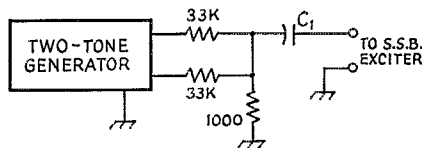



Fig. 4 — Method of connecting the two-tone generator to the microphone input terminals of a speech amplifier. The 33K resistors provide good isolation between the sources of the two output frequencies. C_1 may be $0.01 \mu\text{f}$. for the usual high-impedance microphone input circuit.

input at higher levels is provided on the unit, the output of the generator need not be divided down. Since a few volts of d.c. exists from the output of the generator to ground, a blocking capacitor should be used if one is not employed in the equipment under test.

Two-tone test procedures have been outlined in references (2), (3) and (4). (See p. 124.)

(Continued on page 122)



Looking for mobile gear?

...you'll do better on trade-ins and financing at Burghardt's!

Terrific Trade-Ins—As liberal as anyone in the country ... and yours may be worth more at Burghardt's. Trade-ins usually cover down payment on your new gear.




10% Down—Easy Terms—10% down lets you "take it away." Up to 18 months to pay on balances over \$200. Burghardt's financing saves you money—adjusts terms to your budget. All time payments on 1/2 of 1% per month based on original unpaid balance. Full payment within 90 days cancels interest.



Speedy Delivery—Personal Attention—No order too large or small for personal attention. All inquiries acknowledged and orders processed day received.



Satisfaction Guaranteed
or your money refunded
after 10 day trial.





MULTI-ELMAC AF-67 TRANSCITER—Designed as an exciter—speech amplifier, VFO, driver, or a complete low powered transmitter. Covers 7 amateur bands: 10 through 160 meters. Single control band-switches all stages simultaneously—built-in VFO. Output circuit uses coaxial connector and a Universal Pi Matching network for wide variety of impedance matching. Provisions for 40 watts of audio at 500 ohms. Grid and plate circuits metered. Operates from 6 or 12 volt AC-DC source.

Complete with tubes and 15 prong power connector **ONLY \$17.70 DOWN**
\$9.64 per month for 18 months.

MODEL PS-2V POWER SUPPLY—A universal power supply for use with the AF-67 or in many other applications. 6 V. @ 6 A. or 12 V. @ 3 A. Delivers 230 volts at 80 ma. DC output or 475 volts at 170 DC output. Separate plate and filament transformers. Fused primary circuit—Separate rectifier and filter circuits for each DC output. 11 1/4" x 7" x 8 1/2". Weight: 26 pounds.

ONLY \$4.95 DOWN

\$3.93 per month for 12 months.



PMR 6-A RECEIVER—A complete 10 tube, dual conversion, mobile communications receiver. Only 6 inches wide—covers 10, 15, 20, 40, 75, 80 and 160 meters as well as standard broadcast band. Built-in noise limiter is highly effective—built in BFO. Full 3 1/2 watts audio output with less than 1 micro-volt signal. AVC "on-off" switch located on front panel. Ten tuned circuits provide high selectivity.

ONLY \$13.45 DOWN

\$7.33 per month for 18 months.

PSR-6 POWER SUPPLY—Designed especially to power the PMR-6A receiver, 3 models: for 115 volt AC or 6 volt or 12 volt DC operation. Power turned on or off by switch on receiver volume control. Delivers 250 volts at 90 ma. B plus. Circuit is arranged to permit easy connection of an "S" meter. 6 and 12 volt units completely filtered to eliminate vibrator hash.

ONLY \$24.50



TOP TRADE-INS!

Write for our latest bulletin. We have hundreds of standard brand pieces of equipment in our trade-in department—used equipment made by Johnson, National, Collins, Hallicrafters, Gonset, Elmac, Harvey-Wells, Marrow, Central Electronics, and other leading names. Our prices on trade-ins are realistic and down to earth. In addition where purchase is for cash with no trade-in, an additional 10% discount is allowed. Our own time payment plan tailored to your budget can be used for the purchase of used as well as new equipment.

73

Stan Burghardt W8BJV


"Your confidence is our most valuable asset."

Burghardt RADIO SUPPLY

P. O. Box 41, Watertown, South Dakota Phone 749

**Improve the selectivity
of your present receiver
with this improved Q-Multiplier**

R. L. DRAKE's Q-X'er



**All the advantages
of a crystal filter
without the
disadvantage of
poor speech quality.**

Actual superimposed
photos of HQ-129 pass-
band with mechanical
filter and DRAKE Q-X'er.

The R. L. Drake Model 583 is an improved Q-Multiplier which provides complete flexibility in use to provide either a sharply peaked IF curve or a deep rejection notch. Results are so superior that some communications set manufacturers are planning to substitute this type of unit for the usual crystal filter. And, with the R. L. Drake Q-X'er you can have these advantages with your present receiver.

Controls:

- Selector Switch
- Notch Adjust Potentiometer — Provides elimination of unwanted carrier and its heterodyne with no audible change in speech quality.
- Peak Adjust Potentiometer—True single signal reception for cw provides sharp peak and minimum passband.
- Tuning — with 8-to-1 vernier control of condenser, which allows tuning to any part of IF band.

Additional Features

- Closed core shielded Hi-Q coil not affected by nearby metal
- Peak and notch come at same point on tuning dial
- Uses a single 12AX7
- External connections: shielded lead to mixer plate or 1st IF grid, and 4-wire cable to 6.3 V at 300 mils and 100-250 volts at less than 1 ma.

Q-X'er Model 583 for 455KC. **\$24.95**
Amateur Net

Other models for other IFs to be announced soon.
Available from your local distributor
who handles R. L. Drake Filters

R. L. DRAKE CO. MIAMISBURG, OHIO

In the preceding paragraphs considerable emphasis has been placed on minimizing distortion. Low-distortion test signals are especially important when testing phasing types of transmitters because distortion on the test signal produces sideband components in the region of desired sideband suppression.

Another point which is worthy of consideration when evaluating the performance of the phasing-type exciter is the absolute phase shift in the 90-degree audio phasing network at the two test frequencies used. Reference (5), which discusses a typical phasing network, indicates a possible variation of about ± 1.3 degrees phase shift over a frequency range of 225 to 2750 c.p.s. For best results it is therefore desirable to select two test frequencies such as to produce equal phase shift; this results in equal suppression at each frequency and minimizes any slight ripple modulation which would otherwise be superimposed on the two-tone envelope output. Slight variation in components of one of the two oscillators may be made in this case so as to obtain a pair of frequencies fulfilling the above requirement.

The two-tone test generator is simple and inexpensive to construct and is believed to be a very worth-while addition to the test equipment used by the s.s.b. and a.m. man.

Bibliography

- 1) Ginzton and Hollingsworth, "Phase-Shift Oscillators," *Proc. of the I.R.E.*, Feb., 1941.
- 2) Reque, "Linear R.F. Amplifiers," *QST*, May, 1949.
- 3) Ehrlich, "How To Test and Align a Linear Amplifier," *QST*, May, 1952.
- 4) ARRL *Handbook*.
- 5) Norgaard, "SSB Jr.," *GE Ham News*, Nov.-Dec., 1950.

Keyer

(Continued from page 37)

released. V_{10} conducts and $R_{28}R_{29}$ is negative. The dash selection potential is clamped by D_4R_{26} . The dot memory clears as the dot starts. V_{10} cuts off on -13 volts from $R_{30}R_{32}$. $R_{28}R_{29}$ rises to $+12$ volts to pass the dash selection to V_{11} . Conduction in V_{11} establishes $+10$ volts at R_{25} for a dash on the next positive time-base pulse, and drops $R_{19}R_{20}$ to -7 volts to lock out any new dot selection made before the dash starts. The reverse transfer actions are obtained through circuit symmetry.

With their interlocks and activation circuits, V_{10} and V_{11} comprise effectually a tri-stable system. Either one or the other tube may be conductive, but never both. However, both tubes may be nonconductive. The three conditions correspond to selection of dot, dash, and spacing characters. By itself, this structure guarantees that a given character will be held in storage if an opposite type character(s) has been priorly selected, and it will not be released until that prior character(s) has been transmitted.

C_3 and C_9 delay the rise of sequencor cathode voltages. When control is transferred from one


(Continued on page 124)

\$ \$ \$ \$ \$ \$ \$ \$ \$ \$ \$ \$

Call Henry

FOR

TOP-DOLLAR TRADE-INS



NEW "RANGER"

Transmitter
Exciter Kit

\$179.50

Immediate delivery.
Also available wired.

Built-in VFO — TVI Suppressed — Band-switching — seven bands — 75 Watts CW Input — 65 Watts phone input. Offers more features than any Transmitter/Exciter ever built for amateurs!



Bob Henry,
W0ARA
Butler, Mo.




Ted Henry
W6UOU
Los Angeles.



- Top Trades
- Only 10% Down
- Easy Terms
- Fast Delivery
- Personal Service
- Low Prices
- Complete Stocks
- We want you to be satisfied. Ask any Ham about Henry. And Henry has the new equipment first.

NEW SX 96



For top performance with extra pull power and ability to tune in stations.

\$25.00 Down

18 monthly payments of \$13.60
—\$249.95 Cash Price.

A few items in stock for immediate shipment are:

Collins 75A4.....\$595.00	B & W 5100.....\$442.50	Hallicrafters S85..\$119.95
Collins 75A3..... 530.00	B & W 51SB..... 279.50	Hallicrafters SX99 149.95
Collins 32V3..... 775.00	Central 10B..... 129.50	Hallicrafters SX96 249.95
HQ140X..... 264.50	Central 20A..... 199.50	Hallicrafters SX88 675.00
Pro-310..... 495.00	Elmac PMR 6 or 12 134.50	National NC88.. 119.95
Ranger Kit..... 179.50	Elmac AF-67..... 177.00	National NC98.. 149.95
Ranger wired..... 258.00	Morrow 5BR-1... 73.45	National NC125.. 199.95
Viking II kit..... 279.50	Morrow 5BRF.... 66.59	National NC183D 399.50
Viking II wired... 337.00	Morrow FTR..... 125.83	National HRO60.. 533.50
KW amplifier.....1595.00	Gonset Super 6.. 52.50	RME DB23..... 49.50
Adventurer..... 54.95	Gonset Commander 124.50	RME MC53..... 66.60
Matchbox..... 49.85	Communicator II.. 229.50	Babcock MT5B... 119.50

PRICES SUBJECT TO CHANGE • A FEW PRICES HIGHER ON WEST COAST

Write, wire, phone or visit either store today.

Butler 1, Missouri
Phone 395



Henry Radio Stores

GRanite 7-6701

11240 West Olympic Blvd. Los Angeles 64



TRAVELING LIGHT

BUT WITH A COMPLETE

pocket-sized

LABORATORY

ON HAND for his service needs in the Triplet

Model 666R pocket size VOM

TRAVELING LIGHT, too, at an expense

Model 666R is only \$26.50 net

Enclosed selector switch of molded construction keeps dirt out. Retains contact alignment permanently. A Triplet design representing the culmination of a quarter-century of switch making experience. Unit construction—All resistors, shunts, rectifier and batteries housed in a molded base integral with the switch. Eliminates chance for shorts. Direct connections. No cabling.

Precision film or wire-wound resistors mounted in their own separate compartment—assures greater accuracy. Four connectors at top of case, controls, knobs and instrument are all filed mounted with the panel.

3" 0-200 Microammeter, RED • DOT Lifetime guaranteed. Red and black dial markings on white. Easy to read scale.

Pre-calibrated rectifier unit. Batteries—self-contained, snap-in types, easily replaced.

RANGES

D.C. VOLTS: 0-10-50-250-1000-5000, at 1000 Ohms/Volt.

A.C. VOLTS: 0-10-50-250-1000-5000, at 1000 Ohms/Volt.

D.C. MA: 0-10-100, at 250 M.V.

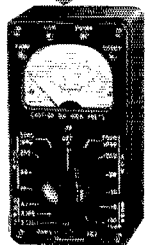
D.C. AMP.: 0-1, at 250 M.V.

OHMS: 0-3000-300,000 (20-2000 center scale).

MEG OHMS: 0-3 (20,000 Ohms center scale).

(Compensated Ohmmeter circuit.)

Also available—Model 666-HH Pocket VOM, Net \$24.50.



TRIPLET

TRIPLET ELECTRICAL
INSTRUMENT CO.
Bluffton, Ohio

side to the other this delay guarantees that both memories are not cleared by the same clearance pulse and that both generating triggers are not tripped by the same time-base pulse. Without capacitive delay this would occur, since generator trip, memory clearance and sequence transfer are virtually simultaneous.

Sequence Seizure

Thus far, a given sequencor tube cannot be activated by its associated memory or key until the opposite sequencor is released by both its key and memory, because of the interlock function. V_9 and V_{12} generate seizure pulses to override the interlocks in such a manner that the output exactly follows the order of selection, regardless of subsequent key manipulations or holdings. The crisscross grid and cathode connection to the memories results in nonconduction in both tubes if both memories are clear or if both memories are actuated, and conduction in one of the tubes when the memory associated with its grid is actuated and the other memory is clear. This obtains from the following potentials in the memories: actuated—cathodes +11 volts, junctions $R_{32}R_{33}$ and $R_{40}R_{41}$ +1 volt; clear—cathodes +1.3 volts, $R_{32}R_{33}$ and $R_{40}R_{41}$ -17 volts. When both memories are actuated, $R_{32}R_{33}$ and $R_{40}R_{41}$ rise to +3 volts as the grid-current loading in V_9 and V_{12} is removed.

Assume the dot and dash keys closed in that order before any output starts, with only the dot key held closed. Without seizure the closed dot key would hold the sequencor after the first dot on +10 volts from $R_{37}R_{38}$ for continuous dot output, and the stored dash would not appear in the order of selection. However, when the dot memory clears, its cathode (and that of V_9) drops to +1.3 volts and V_9 conducts as a result of the +1 volt on its grid from the actuated dash memory. C_6 , slowly reverse charged by R_{17} , recharges through V_9 and R_{18} . This momentarily reduces $R_{19}R_{20}$ from +12 to -7 volts, to cut off V_{10} by pulling down the dot-holding potential at D_3R_{21} . Junction $R_{23}R_{29}$ momentarily rises to +12 volts while V_{10} is cut off. The positive selection potential from the actuated dash memory seizes V_{11} via R_{26} while $R_{23}R_{29}$ is positive, and conduction in V_{11} permanently holds $R_{19}R_{20}$ at negative interlock potential to isolate the closed dot key. Thus sequence control has been transferred to the dash side despite the closed dot key, and the next output character will be the dash. When the dash memory clears, the still-closed dot key will reestablish V_{10} conduction for dot output. If both keys have been held closed, the dash hold potential will retain control of the sequencor, since the dot memory is now clear and no pulse will be generated by $V_{12}C_{10}$ when the dash memory clears in the presence of an already-cleared dot memory.

Assume that the dash key is not closed until after the first dot (or any dot of a series) has started. The dot memory will be clear at this time with V_{10} conducting on the +10 volts from the closed dot key. The cathode of V_9 stands at


(Continued on page 126)



Terminal Radio

BEST BUYS IN HAM GEAR AND SUPPLIES

... All Standard Radio, Audio, T. V. and Electronic Equipment!



NEW!
**Johnson Viking
ADVENTURER
CW Transmitter Kit**


Work round the world with the ADVENTURER . . . the perfect transmitter kit for both novice and experienced amateur. Completely self-contained. Loaded with new features:

- Power Input — 50 Watts • Effectively TVI suppressed
- Pi-network output tuning — no antenna tuner needed
- Single-Knob Bandswitching on 80, 40, 20, 15, 11 and 10 meters
- Extremely compact in size — only 7 3/8" high x 10 3/8" wide x 8 1/2" deep.

No. 240-181-1 VIKING ADVENTURER Kit with tubes, less crystals and key. Complete with easy assembly directions and operating instructions. **\$54.95**

TERMINAL Regularly Stocks these Famous JOHNSON Ham Favorites:—

Viking Ranger • Viking II • Viking VFO • Viking Mobile VFO • all in either Kit Form or factory wired • Johnson's Civilian Defense Viking II • Low Pass Filter • Standing Wave Ratio Bridge • Signal Sentry • Matchbox • Bi-Net and Whipload as well as Johnson parts. Contact W2BUS for information, data sheets and quotations.



NEW!
GONSET *Monitone*
**MODEL 3022
3 Way Code Oscillator**

A multi-purpose instrument—can be used three ways: Code Oscillator, Phone Monitor and CW Monitor. Has no shock hazard on the keying system. Can be used with any CW Transmitter to monitor code sending as well as transmitter keying characteristics. At the flip of a switch it can be used as a monitor for speech quality in conjunction with a radiotelephone transmitter. Size 6 3/4" wide x 5 1/4" high x 4" deep—115 volt AC. **\$19.50**

NEW! Model 3057 Gonset 2 Meter De Luxe Communicator in 12 VDC/117VAC **\$229.50**

NEW! Model 3049 Gonset 6 Meter De Luxe Communicator in 6 VDC/117VAC **\$229.50**

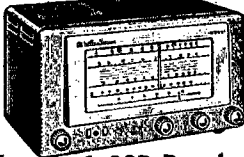
Also Model 3058 in 12 VDC/117VAC **\$229.50**

NEW! Gonset 500W SSB, AM or CW Linear RF Power Amplifier **\$339.00**

NEW! Model 1063 RF Pwr. Amp. 2 Meter, 60 Watts Output **\$149.50**

Model 3025 De Luxe Communicator 2 Meter, 6 Volt **\$229.50**

Terminal distributes all of Gonset's Communications, Equipment for Amateur, Commercial and Private Aircraft.



NEW!

Hallicrafter S-38D Receiver

The new and completely revised model of the old S-38C — 5 tubes AC-DC with built-in speaker — 540 Kc to 32 Mc with 4 Band selector plus band spread tuning **\$49.95**


The newest and most complete line of HALLICRAFTER always available at TERMINAL: S-38-D • S-85 • S-86 • S-94 • S-95 • SX-62-A • SX-88 and SX-96. Write W2BUS for further information on availability and prices.



NEW!

Hallicrafter SX-99 Receiver

This brand new Communications Receiver from the HALLICRAFTER Laboratories provides a new concept in Receiver performance in its price class. **\$149.50**



**ELMAC AF-67
TRANS-CITER**


The ELMAC AF-67 is a compact 60 watt input, fully AM modulated, 7 band, built-in VFO or crystal controlled transmitter. Since power supply is external. It is equally adaptable for use in car or home, or both. Too

many features to list, ask W2BUS for any additional dope you want. AF-67 Wired, tested with all tubes

All ELMAC Products Regularly Stocked. **\$177.00**

- PMR-6A — 6 Volt Receiver **\$134.50**
- PSR-6 — 6V Power Supply **24.50**
- PMR-12A — 12V Receiver **134.50**
- PSR-12 — 12 V Power Supply **24.50**
- PSR-116 — 117 VAC Receiver Power Supply **24.50**
- PSR-116S — ditto with "S" Meter **35.50**
- PS-2V — 117 VAC Power Supply for AF-67 **49.50**
- CFS-1 — Cable Kit **4.75**
- PTR-1 — Push to Talk Kit **6.75**

**NATIONAL
NC-98 RECEIVER**



An outstanding, sensitive receiver of advanced circuitry. Full 550 kc to 40 mc coverage. Special features include: Crystal Filter . . . S Meter . . . Calibrated Electrical Bandspread on either Amateur or SWL Bands . . . 1 RF Stage . . . 2 IF Stages . . . Slide Rule Dials . . . Antenna Trimmer . . . Noise Limiter . . . Separate for Narrow Band Adapter . . . **\$149.95**

- Complete line of
- | | | | |
|----------|---------------------|---------|----------|
| NATIONAL | } Regularly Stocked | NC-88 | \$119.95 |
| | | NC-125 | \$199.95 |
| | | NC-183D | \$399.50 |
| | | HRO-60T | \$533.50 |

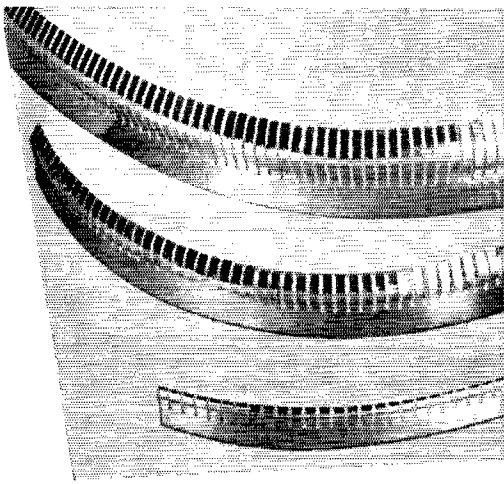
Write W2BUS for complete information



**COMPLETE LINE OF
MASTER MOBILE
and
KRECQ ANTENNAS
ALWAYS IN STOCK**



Terminal Radio CORP.
85 CORTLANDT ST., NEW YORK 7, N. Y. • Worth 4-3311



Eimac

FINGER STOCK . . .

Ideally suited for

- providing good circuit continuity with adjustable or moving contact surface components
- making connections to tubes with coaxial terminals
- electrical weather stripping around access doors to equipment cabinets
- making connections to moving parts such as long line and cavity type circuits

Eimac preformed contact finger stock is a prepared strip of heat treated alloy spring material slotted and formed into a series of fingers. Silver plated for efficient RF conductivity, it comes in widths of 17/32", 31/32" and 1-7/16".

For a complete Eimac Finger Stock data sheet, contact our Technical Services department.



EITEL-McCULLOUGH, INC.
SAN BRUNO • CALIFORNIA

TENNAKITS

FOR THE HAM WHO BUILDS HIS OWN BEAM



Complete with all bolts, nuts, castings, insulators, mast-clamp, etc. No cutting—just telescope to length, drill and fasten.

Also Better Built Plytubular Beams for amateur—TV and other service.

See Your Distributor or Write

TENNALAB • Quincy, Illinois

+1.3 volts and that tube will conduct immediately when the dash memory is activated, seizing the sequencor as before.

In both cases, with both keys held closed, the subsequent output is a series of dashes until either the dash key is released or the dot key is released and reclosed. After clearance of the dash memory, release of the dash key applies -13 volts to the grid of V_{11} and initiates a simple sequencor transfer to the +10 volts from the closed dot key. Opening and reclosing the dot key with the dash key still closed actuates the dot memory for a $V_{12}C_{10}$ seizure, and the output switches to dots. The opposites of these seizure actions obtain from symmetry.

Summary of SMS Functions

1) Momentary closure of a key actuates the associated memory. The memory directs an activating potential toward the associated sequencor.

2) Continued closure of a key directs an independent holding voltage toward the associated sequencor. This hold potential is effective only after the associated memory has assumed or seized control of the sequencor.

3) Actuation of a memory with the opposite key and memory idle *assumes* control of the sequencor, isolating the opposite memory and hold potentials.

4) Actuation of a memory *seizes* control of the sequencor over continuously closed opposite key hold potential, if the opposite memory is clear.

5) Actuation of a memory does not take control of the sequencor over an actuated opposite memory.

6) Clearance of a memory whose key is closed allows an actuated opposite memory to seize control of the sequencor over the hold potential from that closed key.

7) Clearance of a memory whose associated key is closed does not relinquish control to an opposite closed key whose associated memory is not actuated.

8) In the absence of any actuated memories, release of one key after both keys have been held closed places the sequencor under control of the still-closed key.

Summary of Actions of the Keys

1) A single character is generated by momentary or prolonged closure of a key. The character is held by the memory for a positive time-base pulse if the key is released prior to that pulse.

2) Successive like characters are generated by constant closure of a key.

3) When one memory is already actuated, closure of the opposite key before generation of the first-stored character activates the opposite memory. The firstly actuated memory retains control of the sequencor until one character of its type is delivered at the output. The secondly actuated memory then assumes control of the sequencor (as the first key is open or still closed) and the next output character is of the second type.

(Continued on page 128)



"Fred understands what they're saying since he converted to single sideband"


CENTRAL ELECTRONICS MULTIPHASE SINGLE SIDEBAND EXCITERS



MODEL 20A EXCITER KIT. 20 watts peak envelope output. Net \$199.50. Wired and tested. Net \$249.50.

MODEL 10B EXCITER KIT. 10 watts peak envelope output. Net \$129.50. Wired and tested. Net \$179.50.



Trade-in talk is not idle chatter when it concerns Walter's "Surprise" allowances on used (factory-built) test and communication equipment. Here's the real low down. You save money . . . lots of money. And that's the kind of plain talk any one with an eye for a bargain can understand. Better wire, write, phone or use the handy coupon—right now!



JOHNSON VIKING KILOWATT POWER AMPLIFIER for CW, AM and SSB. With tubes, wired and tested. Net \$1595.00
Accessory desk top and right or left hand pedestal. Net \$123.50.

BARKER AND WILLIAMSON TRANSMITTER. Model 5100S. Modified for use with 51SB exciter. Net \$467.50.

B & W SINGLE SIDEBAND EXCITER. Model 51SB. Net \$279.50.



NEW COLLINS 75A-4 RECEIVER. Less speaker. Net \$595.00.



HALLICRAFTERS SX-96. Less speaker. Net \$249.95.

WALTER ASHE RADIO COMPANY
1125 Pine Street, St. Louis 1, Missouri

Q-5-55

Rush "Surprise" Trade-In offer on my _____

for _____
(show make and model number of new equipment desired)

Rush copy of latest Catalog.

Name _____

Address _____

City _____ Zone _____ State _____

All prices f. o. b. St. Louis • Phone Chestnut 1-1125

Walter Ashe
RADIO CO.
1125 PINE ST. • ST. LOUIS 1, MO.



**BEFORE
YOU BUY
OR
TRADE
ANY HAM
GEAR
SEE**

WARD, W2FEU

For the best deal . . .

Time Payments Arranged
at Low Cost
Through Our Local Bank


Write, Wire or Call
Ward, W2FEU

At

ADIRONDACK RADIO SUPPLY

185-191 W. Main St., Amsterdam, N. Y.
Tel. Victor 2-8350
Ward J. Hinkle, Owner

Every
ham
needs
this
famous



The
BUG

VIBROPLEX Semi-Automatic
Key

The Vibroplex bug does all the arm-tiring work for you — automatically. Relieves nervous and muscular tension so noticeable when sending by hand. Suits any hand. No special skill required. Adjustable to any speed and any degree of key tension. Easy to operate. Beginners use it in a matter of minutes. Built for long life and rough usage. Vibroplex is the only key with Jewel movement — insuring better and easier keying. Used and recommended by thousands of hams and commercial operators on land, sea and in the air. Five models, \$12.95 to \$29.95. Left-hand models, one dollar more. Order yours today. At dealers or direct. FREE folder.

Headquarters for NEW portables, all models and styles of type. Also, REBUILT standard and portable typewriters with ALL CAPITAL letters and other styles of type. Quick service. Get our prices before you buy!

THE VIBROPLEX CO., INC.
833 Broadway New York 3, N. Y.



4) Continued closure of this second key maintains control of the sequencor after the transfer action, and the output is a series of the second type until that key is released. This obtains even with the first key still closed.

5) Release of the second key, with the first key still closed, causes the output to revert to the first character type.

6) Release and reclosure of the first key (just a flick!) reactuates the first memory and seizes control of the sequencor — the second key closed all the while — and the output reverts to the first character type until that first key is again released or until the opposite type character is flicked in by the second key. At least one character of the first type is guaranteed by the memory.

7) In recapitulation, any closure of a key guarantees at least one character of that type, transmitted in correct relationship to the order of closure, regardless of intervening selective motions. Whenever a key makes contact, the output subsequent to the character in progress corresponds to that key until the other key makes contact or the first key is released.

With automatic spacing, perfect characters, and memory and seizure leeways, all the operator has to do is spell. With a few more tubes, the keyer might be tied in to a dictionary.


D.C. Output

To eliminate the one relay, the circuit modification of Fig. 3 (Part I) can be applied. With this circuit, V_3 conducts during spacing and its plate stands 120 volts negative with respect to ground. Cut-off voltage from -30 to -120 is available at the arm of R_2 , for control of a vacuum-tube keyer. R_3 protects the memory clearance junction R_1R_2 from loading effects by connected equipment and also serves as the key-click filter resistance.

The plate of V_3 drops 60 volts on marking, transmitting a 60-volt negative pulse via C_1 to the grid of V_3 . The C_1R_4 time constant is sufficiently long to hold V_3 cut off for a 2-w.p.m. dash. With V_3 cut off the output load stands at ground potential, marking condition for the standard vacuum-tube keyer.

Heavy line surges can produce as much as 10 volts negative swing across R_4 . The 24-volt positive grid return of V_3 to R_5R_6 ensures that these surges do not appear in the output. Since the generator and SMS trigger configurations are quite independent of source voltage, they are stable in the presence of any surge short of complete outage. Use of this output circuit demands that V_3V_4 be at the absolute ground end of any heater strings. Even though the 12AU7 heater-cathode insulation is rated at 180 volts, the maximum point is approached in V_3 when the line voltage exceeds 125.

(Scramble in Part I, April, 1955, QST: Page 14, left-hand column, in last paragraph, the text should read: "... insulated from the chassis by 3/8-inch Plexiglas. Metal pivot blocks, tapped for 8-32, are bolted to the 3/8-inch Plexiglas levers and threaded on the 8-32 pivot bolts. The pivot bolts are secured. . . .")



FORT ORANGE

Radio Distributing Co. Inc.

904 BROADWAY, ALBANY 4, N. Y., U. S. A.
AMATEUR HEADQUARTERS

Contact Uncledave, W2APF. He can help you pick the right gear at the right price. On the air almost 35 years is your guarantee that Uncledave knows the Ham and his needs.

PARTIAL LIST OF USED EQUIPMENT

Send for Complete List

Thordarson transmitter	
50 watts, C.W.	\$ 50.00
RME DM30X	25.00
Gonset 2 meter converter	25.00
National HR07 with 4 coils,	
power supply, speaker	275.00
Eldico TR75 transmitter	50.00
National HR060, complete	450.00
Lysco 600, new	175.00
WRL Globe Trotter transmitter	65.00
Collins 32V1 transmitter	395.00
RME HF10/20	65.00
BC221-M Freq. meter	125.00
Sonar MB611	25.00
Hallcrafters S72L, portable	75.00
Eldico modulator for TR75	50.00
S40B, perfect condition	100.00
Gonset 75M. converter	15.00
Morrow 3BR1	50.00
Telrad 18A Freq. Standard	39.95
S76 Hallcrafters, new condition	175.00
SX71 Hallcrafters	150.00
Meissner DeLuxe Signal Shifter	35.00
2 Web 10 meter transmitters	ea. 25.00
VHF 152A RME	65.00
National SW54	35.00
Gonset 3026 Communicator	175.00
Millen 90800, like new	20.00
WEB Whip (Regular \$29.50)	19.50
Elmac AF-67, like new	145.00
Sylvan GDO	45.00
Hallcrafters SX62, no speaker	200.00
RME DB22A	50.00
Gonset Tri-Band	30.00
Johnson Viking I with	
TV1 kit and VFO	225.00
NC100, with speaker	75.00
NC108	50.00
Meissner 150B	100.00
Hammarlund 411	50.00
Hammarlund 420	50.00
Collins 32V2 transmitter	450.00
Lysco 50	14.95

CENTRAL ELECTRONICS

600 L
Broad Band Linear
Amplifier. Wired
\$349.50

NATIONAL

SW54.....\$ 49.95
NC88..... 119.95
NC98..... 149.50
NC98 spkr.... 11.00
NC138D..... 399.50
NC138S spkr 18.00
HR060
complete.... 549.50
NC125..... 199.95
NC125 spkr.. 11.00


COLLINS

75A4 \$595
Double conversion-
Xtal controlled os-
cillator. AM-SSB-CW
Spkr. for 75A4
270G-3\$20
32WI.....\$895
AM-SSB-CW - Exciter
KWS-1 comp. \$1995
1 KW-CW-AM-SSB


Write today for
our brand NEW
1955 Revised-
Demonstrat-
or and USED
Equipment List.

HALLCRAFTERS

New models in
stock.



SX96.....\$249.50
Speaker..... 19.95



SX99.....\$149.50
Speaker..... 19.95

S38D.....\$49.95

SX88.....\$675.00
Speaker..... 19.95

S85.....\$119.50

S94 (30-50mc) 59.95

S95 (150-170mc) 59.95


BARKER AND WILLIAMSON

5100..... \$442.50
51SB..... 270.50
504C..... 95.00
Freq. Multiplier
350.....\$4.65
Audio phase shift
network. 2Q4
360.....\$35.00
Torodial SSB re-
ceiving filter

TIME PAYMENTS

Fort Orange RADIO DISTRIBUTING COMPANY
904 BROADWAY, ALBANY, N. Y.
TELEPHONE ALBANY 5-1594

HARVEY PRESENTS



The NEW ELDICO VFO 10/20A

Variable Frequency Oscillator for 80 and 20-meter Bands

Designed expressly for Central Electronics SSB Exciters (Models 10A, 10B and 20A). Provides complete band coverage on 80 and 20 meters. No modification of Exciters is required.

Each band is accurately calibrated and divided into two sections selected by a front panel switch. Has 6-inch dial. Provides approximately 5 inches of bandspread on 75-meter phone band and 3 inches on 20-meter phone. Sturdy cabinet construction and rugged mounting of components achieve maximum mechanical stability. Electrical stability is attained through the use of circuit employing high-Q inductor and a precision geared tuning condenser. There are no tubes in the VFO proper, hence no heat to cause drift. A single tube (6BA6) oscillator unit plugs directly into octal socket on C.E. Exciters. The only external connection is a single coax line from the exciter to the VFO.

Complete Kit with instruction manual..... **\$39.95**
Factory Wired and tested..... **49.95**

Harvey Ships Everywhere in the World

Prices Net, F.O.B., N.Y.C. Subject to change without notice

Established 1927
HARVEY RADIO CO., INC.
103 West 43rd St., New York 36, N. Y. • Judson 2-1500

MOBILE

ANTENNA RELAYS

- R-846**—Allied 75 Watt Coax Relay 6 VDC Receptacle Takes Std. Coax Fittings..... **\$6.95**
 - R-1896**—Advance 2000 Ceramic 6 VDC —DPDT..... **3.75**
 - R-1367**—General Electric Ceramic 10 VDC —DPDT..... **2.50**
 - R-277**—General Electric Ceramic 12 VDC —DPDT..... **2.50**
 - R-300**—Guardian Micalax 12 VDC DPDT and SPST (NO)..... **2.80**
 - R-1148**—Clare Midget Telephone Type 6 VDC SPDT, Micalax Insulation for Antenna Keying and Pair of Normally Open Contacts to B+ Key and Pair of Normally Closed Contacts for Receiver Disabling... **2.75**
 - R-1148M-12**—Same as Above Except for 12 VDC Operation..... **2.75**
 - 6VDC**—Dynamometer Contacts—12 VDC.. **1.90**
- Relay Sales carries one of the world's largest stocks of relays of all types. Each relay is new, individually inspected and unconditionally guaranteed. 24-Hour Delivery.



Write for Catalog H-4
phone **SEeley 8-4146**
4723 W. MADISON ST.

CHICAGO 44, ILLINOIS

Sweepstakes Results

(Continued from page 49)

WN0TTX... 2678- 71-21-A-19	WILKE... 81,453- 527-62-A-37
W0BUM... 2100- 43-21-A- 6	WIIEEH... 26,082- 288-46-B-40
W0YGC... 1688- 38-18-A- 7	WICRP... 2890- 34-34-A-15
W0GUP... 1512- 36-21-B-12	WINCEV... 1400- 36-20-A-12
W0GUV... 1428- 34-21-B- 2	WIVXV... 450- 21-10-A- 9
W0NCK... 1305- 24-18-A- 2	WNI8BB... 248- 20- 9-A-10
W0N0UM... 660- 12-16-A-13	
W0SDT... 375- 27-10-A-13	
W0QWM... 330- 12-11-A- 4	
W0LPA... 250- 12-10-A- 2	
W0DXM... 140- 8- 7-A- 1	
W0ERH (W08 47P IPQ LPA	
MEF MNR (QV)	
5610- 69-34-A-15	
	<i>Maine</i>
	WIAAP... 106,225- 609-70-A-40
	WIYMA/I
	104,583- 741-71-B-38
	WIBOD... 90,953- 544-67-A-40
	WIAQE... 33,799- 550-61-A-40
	WI8PM... 32,578- 495-67-A-38
	WIRND... 31,428- 517-63-A-40
	W4YHD/1 65,010- 394-66-A-21
	WITVZ... 61,600- 442-56-A-34
	WITW... 61,250- 350-70-A-26
	WIEPE... 57,338- 348-68-A-36
	WIPND... 51,900- 346-40-A-38
	WIWAL... 51,380- 367-56-A-28
	WIRXT... 50,400- 336-60-A-15
	WIRAD... 44,958- 367-49-A-38
	WIPFG... 43,584- 344-64-B-40
	WILYJ... 43,168- 280-62-A-36
	WICAM... 37,600- 336-25-A-31
	WILQG... 35,179- 240-59-A-24
	W5HNW/1
	30,208- 256-59-B-25
	WIEIQ... 26,130- 201-52-A-26
	WIMGM/1 23,794- 196-49-A-22
	WIMGM... 21,450- 185-33-A-16
	WIPTH... 21,450- 156-55-A-22
	WIB8Z... 21,200- 165-53-A-32
	WISFW... 18-36-A-24
	WIPLJ... 15,435- 147-42-A-33
	WIPWZ... 15,370- 185-34-A-16
	WIPW... 14,700- 168-35-A-25
	WIJVZ... 12,580- 148-34-A-31
	WIJCE... 12,279- 105-47-A-16
	WIVIE... 8,750- 125-28-A-30
	WNIBLD... 5,740- 87-28-A-29
	WIG7... 75-25- 7
	W9THP/L... 3,518- 69-21-A-14
	WNICFF... 2,915- 53-22-A-37
	WIIWTJ... 2,898- 61-19-A- 9
	W4VXD/1... 2,808- 54-26-B-10
	WIKMS... 2,340- 47-25-B- 7
	WICBU... 1,880- 47-16-A- 5
	WIKT... 1,880- 47-16-A- 5
	W9GQL/L... 1,868- 42-18-A- 3
	WIZPY... 1,760- 44-16-A- 5
	WIBVBP... 1,675- 34-20-A- 5
	WIBUC... 1,380- 38-20-B- 5
	WIZVS... 1,240- 33-17-A- 9
	WICMW... 660- 22-12-A- 6
	WIAMQ... 540- 19-12-A- 4
	W9VJD/L... 200- 10- 8-A- 1
	WIMEG... 120- 8- 6-A- 2
	WNI2QB... 8- 4-A- 2
	WISW (K2ADY, WN1ZB)
	WIMX (W4YHD, W9GQL)
	5180- 74-35-B- 3
	<i>Western Massachusetts</i>
	WLIYH... 119,340- 663-72-A-34
	WISRM... 51,390- 524-69-A-35
	WIEWE... 47,400- 484-64-A-31
	WIZIO... 56,420- 403-56-A-36
	WIAJX... 23,040- 288-32-A-39
	WIWDW... 20,500- 165-50-A-20
	WICJK... 14,900- 150-40-A-10
	WIZFE... 14,396- 176-33-A-18
	WIMVE... 11,275- 110-41-A- 9
	WIVXV... 9,783- 151-26-A-15
	WIMNG... 6,000- 125-24-B-14
	WIRRLQ... 3,770- 58-26-A- 7
	WNIBYH... 926- 32-13-A-17
	WNICFA... 390- 21- 8-A- 7
	WLYK (W1URC, VAE, VVO
	WMH YPY, K2CHM)
	41,475- 281-60-A-36
	<i>New Hampshire</i>
	WIAWR/1
	102,935- 606-68-A-40
	WIOIG... 51,590- 570-58-B-31
	WIIP... 12,638- 169-30-A-15
	WIPDN... 7,000- 88-40-B-12
	WIZIW... 119- 11- 5-A- 2
	<i>Rhode Island</i>
	WICJH... 64,431- 427-61-A-30
	WIFTA... 38,828- 251-62-A-26
	WIZFE... 35,616- 345-53-B-36
	WIUZA... 21,690- 241-36-A-28
	WILQA... 17,050- 155-44-A-28
	WITXG... 10,115- 120-34-A- 7
	WIAWE... 8,526- 87-49-B-13
	WIZFE... 7,024- 70-24-A-13
	WIR8X... 3,420- 17-24-A-13
	WNICJM... 729- 29-11-A-21
	WNICMH... 324- 19- 7-A-18
	<i>Vermont</i>
	WIRWP... 58,476- 443-66-B-40
	WIQMI... 30,820- 230-67-B-26
	WIBNV... 26,547- 259-41-A-27

(Continued on page 132)

E. E. or PHYSICS

GRADUATES

with experience in

RADAR or

ELECTRONICS

*or those desiring
to enter these areas...*



Hughes-equipped
Convair F-102
all-weather
interceptor.

*The time was never more
opportune than now for becoming
associated with the field of
advanced electronics. Because of
military emphasis this is
the most rapidly growing and
promising sphere of
endeavor for the young electrical
engineer or physicist.*

SCIENTIFIC AND
ENGINEERING STAFF

HUGHES

**RESEARCH AND
DEVELOPMENT
LABORATORIES**

*Culver City,
Los Angeles County,
California*

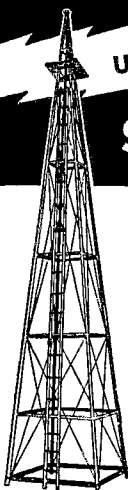
Relocation of applicant must not cause
disruption of an urgent military project.

Since 1948 Hughes Research and Development Laboratories have been engaged in an expanding program for design, development and manufacture of highly complex radar fire control systems for fighter and interceptor aircraft. This requires Hughes technical advisors in the field to serve companies and military agencies employing the equipment.

As one of these field engineers *you will become familiar with the entire systems involved*, including the most advanced electronic computers. With this advantage you will be ideally situated to broaden your experience and learning more quickly for future application to advanced electronics activity in either the military or the commercial field.

Positions are available in the continental United States for married and single men under 35 years of age. Overseas assignments are open to single men only.

USED IN ALL 48 STATES!



Self Supporting
STEEL TOWERS
For Rotary Beams, FM, TV

Amateurs and commercial users alike—in every one of the 48 states and many foreign countries—have discovered why VESTO is the most famous name in towers! If you're not already a Vesto owner, write today for full information.

ATTRACTIVE—NO GUY WIRES!

- 4-Post Construction for Greater Strength!
- Galvanized Steel—Will Last a Lifetime
- SAFE—Ladder to Top Platform
- COMPLETE—Ready to Assemble
- Easy to Erect or Move
- Withstands Heaviest Winds

SMALL DOWN PMT.—EASY TERMS

Width of Base Equal to 1/5 Height


Vesto Towers are available in a wide range of sizes to meet requirements of amateurs and commercial users alike. Note the low prices for these quality lifetime towers: 27-\$104, 28-\$127, 33-\$149, 39-\$182, 44-\$208, 50-\$239, 61-\$299, 100-\$895.

Towers are shipped to your home knocked down, FOB Kansas City, Mo. 4th class freight. Prices subject to change... so order now! Send check or money order... or write for free information. Cable address: "VESTO"

WRITE TODAY FOR COMPLETE FREE INFORMATION AND PHOTOGRAPHS

VESTO CO., Inc.
20th and Clay
North Kansas City, Mo.

XMTRS FOR 160 TO 2 METERS
or Special Freq. 500 KC. to 160 MC.



LETTINE MODEL 240 TRANSMITTER WITH MOBILE CONNECTIONS AND A.C. POWER SUPPLY

This outstanding transmitter has been acclaimed a great performer throughout the world. Air wound plug-in coils used for high efficiency. Takes any freq. from 1.6 to 30 mc. Ideal for General Class, Novice, CAP, CD, Industrial. Sold direct from our factory, ready to operate. 40 to 50 watts input, Phone-CW. Complete with 8 x 14 x 8 cabinet, 40 meter coils, xtal, tubes: 6V6 osc., 807 final, 5U4G rect., 6S17 xtal mike amp., 6N7 phase inv., 2-6L6's PP mod. Wt. 30 lbs. \$79.95, 80, 20, 10 meter coils \$2.91 per band, 160 meter coils \$3.60. MODEL 130 FOR 120 TO 150 WATTS—\$199.50
MODEL 242 FOR 2 METERS—45 WATTS INPUT—6146 FINAL. Complete with mobile connections, A.C. power supply, tubes, xtal. Xtal mike input. Uses 8 mc. xtals. Swinging link matches \$2—300 ohm antennas. Same cab. as 240. \$89.95. Also 6 meter model.

150 WATT ANT. TUNER matches any antenna, 8 x 10 x 8 cab. \$20.00. Coils extra: 160—\$4.30, 80—\$3.45, 40—\$2.73, 20—\$2.40, 10—\$2.31.

VFO FOR ANY OF ABOVE TRANSMITTERS—\$49.95
Send full amount or \$25 with order—balance C.O.D.

LETTINE RADIO MFG. CO.

62 Berkeley St.

Valley Stream, N. Y.

NORTHWESTERN DIVISION

Alaska

KL7EVR	43,330	314-56-A-36
KL7FAF	27,258	232-59-B-13
KL7AOL	21,780	242-36-A-40
KL7AWB	19,552	188-82-B-19
KL7FAJ	17,085	171-81-B-26

Idaho

W7TYG	14,006	132-45-A-18
W7MKD	12,599	149-43-B-14
W7VWS	12,255	258-38-A-25
W7VVC	430	25-8-A-26

Montana

W7KVT	202,210	1108-73-A-40
W7PCZ	74,736	822-72-B-40
W7QYA	18,213	158-47-A-15
W7TKB	15,744	123-64-B-20
W7EWR	10,428	96-43-B-10
W7FUB	9,944	101-47-A-24
W7VOO	7,388	100-30-A-22
W7NZJ	7,040	89-82-A-14
W7T8M	4,200	61-28-A-19

Oregon

W7GER	116,263	641-73-A-24
W7RNY	50,160	352-87-A-37
W7JRA	49,270	381-65-B-40
W7TML	33,324	378-61-B-38
W7TDK	31,569	317-81-B-27
W7AJX	30,875	238-82-A-35
W7TRE	23,205	228-42-A-1
W7UHK	19,500	200-39-A-21
W7LTL	16,185	166-39-A-35
W7JAW	12,443	54-27-B-8
W7NWN	12,343	54-27-A-29
W7JAZ	11,855	44-15-B-11
W7SYF	69	6-5-A-8

Washington

W7NLI	126,114	713-71-A-39
W7PQE	94,900	659-73-B-40
W7DYQ	84,042	611-69-B-38
W7AJS	81,082	573-71-B-38
W7MLV	53,088	341-62-A-39
W7JJK	43,718	308-58-A-30
W7UOX	38,476	288-84-A-36
W7JUC	36,450	270-84-A-34
W7OEB	32,007	218-59-A-20
W7AIB	31,900	221-88-A-34
W7EYU	31,128	237-68-B-39
W7SXC	29,318	191-48-A-32
W7PQP	16,682	149-13-A-10
W7KKH	14,805	145-42-A-16
W7ETO	8,250	100-83-A-15
W7VOL	6,270	106-24-A-23
W7EVL	5,199	100-21-A-20
W7NVT	2,041	41-23-A-24
W7CSK	1,333	49-13-A-10
W7FZB	1,333	41-13-A-20
W7ZU	1,193	27-18-A-4
W7TIO	1,103	32-14-A-15
W7HVM	1,033	30-14-A-5
W7VW	77	11-10-A-2
W7CWN	268	15-7-A-3
W78XM	(W78 XKM SXQ)	11,054-121-37-A-24

Virginia

W4KFC	203,850	1137-72-A-40
W4PNK	129,634	753-69-A-40
W4PZE	115,005	698-66-A-34
W4HJK	109,395	646-68-A-40
W4MPC	105,880	665-64-A-40
W4N8	91,770	627-67-A-38
W4JAT	92,880	516-72-A-35
W4IA	91,840	575-64-A-36
W4JIQ	87,360	645-56-A-40
W4TEK	87,344	539-85-A-40
W4WBC	83,985	309-66-A-25
W4YKO	76,246	669-67-B
W4KNV	67,084	402-67-A-22
W48NI	66,640	476-56-A-35
W4AMZ	60,288	371-65-A-40
W4GFE	49,946	352-57-A-30
W4WBC	41,596	282-59-A-32
K4AQU	39,260	302-52-A-40
W4HQN	38,150	273-56-A-
W4WRM	34,437	282-50-A-39
W4XJN	39,778	277-43-A-36
W4NQM	33,275	290-39-A-32
W4VET	26,614	227-47-A-25
W4FPX	26,028	245-64-B-31
W4HJK	25,645	225-46-A-10
W4CIT	23,895	266-36-A-24
W4WJ	23,400	195-48-A-29
W4KXJ	21,070	215-49-B-11
W4PZG	20,604	162-45-A-11
W3FKA	19,530	217-36-A-28
W4TFX	18,169	162-45-A-11
W4AMP	17,937	175-41-A-13
W3LEZ	17,520	146-48-A-13
W4CLL	16,003	173-57-A-13
W4A	15,785	176-35-A-21
W4DNB	14,800	152-40-A-19
W4NAD	10,725	130-33-A-12
W4JUD	10,075	115-44-B-10
W4ZCL	8,540	102-28-A-18
W4RIB	8,122	139-51-B-5
W4JUN	6,750	101-28-A-19
W4LON	4,860	84-24-A-8
W6DNQ	4,250	85-20-A-8
W4JWL	4,050	60-27-A-6
K4ATD	3,488	49-30-A-15
W4BXJ	3,312	55-25-A-14
W4CRG	2,475	50-21-A-5
W4DNC	2,475	47-22-A-17
W4ASJ	2,150	43-20-A-8
W4RTV	1,440	32-18-A-2
W4RCUJ	1,056	33-16-B-4
W4EHL	1,115	31-9-A-5
W4JLS	473	21-9-A-5
W4JLV	270	14-8-A-5
W4AGI	154	11-7-B-1
W4RNC	150	10-6-A-2
W4BXZ	125	10-5-A-3
K4ANF	3	1-1-A-1

PACIFIC DIVISION

Hawaii

KH6IJ	32,670	297-55-B-17
-------	--------	-------------

Nevada

W7KEV	168,448	930-73-A-40
W7VDC	44,619	310-59-A-36
W7VIU	41,974	267-63-A-
W7TVP	35,850	243-60-B-23
W78XD	1748	38-23-B-5

Santa Clara Valley

W6HOC	127,294	700-73-A-37
W6UTV	104,025	570-73-A-39
W6EAE	90,388	519-70-B-34
W6YHM	68,272	503-68-B-33
W6GMP	35,588	219-65-A-26
W6QPM	31,500	263-60-B-18
K6ERR	30,740	232-59-A-35
K8DYX	21,240	180-48-A-27
W6DWJ	19,320	161-60-B-35
K8DOU	14,248	139-41-A-22
K6BBD	4,822	68-29-A-10
W6MAG	4,530	75-21-A-8
W6WJK	4,219	70-25-A-12
W6UW	725	37-10-A-4
KN6HOB	588	25-10-A-16

East Bay

W6TFT	78,768	447-72-B-31
W6FFD	70,800	476-60-A-38
W6SZV	59,898	447-67-A-40
W6IPH	47,652	361-66-A-28
K6AUD	35,612	363-63-B-36
K6AUC	31,213	232-55-A-32
K6DVA	27,062	208-54-A-29
K6CCQ	10,570	151-28-A-38
W6HLX	10,200	102-40-A-18
W6JOH	3753	79-19-A-
W6EJA	2500	50-25-B-5
W6AV	1890	36-21-A-18
W6FAR	1811	35-21-B-11
KN6BWP	411	24-7-A-15

W6OJW... 10-2-2-A-1
W6PYH (W4UD, W6PYH)
106,489-587-73-A-40

San Francisco

W6BTP	72,781	499-73-B-33
W6WCC	23,240	200-56-B-33
W6HPM	21,816	202-34-B-22

Sacramento Valley

W6MYT	27,775	256-55-B-32
W6HIR	27,146	191-57-A-18
W6SYV	16,215	138-47-A-10

San Joaquin Valley

W6MPP	47,439	386-63-B-40
W6ZTY	32,263	225-58-A-30
W6ECS	25,550	183-56-A-26
W6UPB	23,825	22-45-A-35
W6QXF	23,550	157-60-A-34
W6SQN	23,418	247-38-A-37
W6EIH	23,375	187-50-A-20
W6PRA	17,919	156-47-A-13
W6WCC	14,465	90-19-A-20
KN6HFA	1,935	12-7-A-5
K6BLI (W6s ARI BRP BVM)		
RYII EPV HIT HYK WNX		
ZEK ZVP, K6ELZ, KN68		
ECB GZY		

W6S90... 133,590-734-73-A-40
W6MYP (W6s KIG MYP)
62,100-450-69-B-40

ROANOKE DIVISION

North Carolina


W4VILH	69,370	500-56-A-37
W4BDU	40,700	370-55-B-31
W4CYB	16,134	155-41-B-10
W4I2R	16,134	162-47-B-10
W4BTZ	12,000	150-32-A-24
W4ZPD	9824	147-29-A-21
W4EJP	3848	61-27-A-17
W4YBU	465	16-12-A-5
W4WYB	135	13-14-A-15
W4BXN	180	8-8-A-4
W4BUU	10	2-2-A-1
W4EXU (W4s EIU SDW SWC)	14,592	198-38-B-15

South Carolina



W4TLL	68,741	404-69-A-37
W4GQE	4,38,940	238-66-A-29
W4FXY	37,125	295-54-A-33
W4GCB	2050	41-20-A-9

(Continued on page 134)

WE HAVE A MOBILE RIG FOR ANY CAR!



ACT NOW! We have all **MULTI-ELMAC** products in stock including a new mounting rack. Order your mobile rig now, insure immediate delivery.



MULTI-ELMAC

AF-67 TRANS-CITER.....net \$177.00
PMR-6A RECEIVER.....net \$134.50

POWER SUPPLIES FOR PMR-6A

PSR-6 For 6 volt operation.....net \$24.50
PSR-12 For 12 volt operation...net \$24.50

I am interested in

I want to trade in my

NAME..... CALL.....

ADDRESS.....

CITY.....ZONE.....STATE.....



C & G Radio Supply Company


2502 Jefferson
Tacoma 2, Wash.

Phone
BR 3181

PLEASE MAIL QUOTATION

NO OBLIGATION

Proven Performance



**MODEL
CD-2
FCDA
APPROVED**

DOUBLE CONVERSION RECEIVER PLATE MODULATED P.P. FINAL

- Available for 2 Mtrs. or 6 Mtrs.
- Designed for CD, Fixed or Mobile
- Your complete CD station

**BEING BUILT FOR CD
OF MANY STATES**

A complete resume available on request to CD Division -

SONAR RADIO CORP

3050 WEST 21st ST., B'KLYN, N. Y.

Pat. Applied for

SHAKESPEARE FIBERGLASS WHIP ANTENNA

actually out performs metal whips

- will not corrode
- high flexural and impact strength
- will not take a set
- light weight
- excellent insulation even at high frequencies

Shorter resonant length
Made by the pioneer manufacturer of FIBERGLASS fishing rods. Industrial applications solicited

—with 3/8-24 thd chrome-plated brass fittings
Whips: 54"-\$7.75 90"-\$6.95
Base Extensions: 18"-\$3.95 36"-\$4.70
prices amateur net

If your jobber can't supply you, write

Subsidiary of Shakespeare Co. Columbia, S. C.

W4YE (W4s YE YZC) 82,960-611-68-B --
W4YZC (W4s YE YZC) 87,903-532-64-B --
W4ZYV (W4s AZ Z Y) 963-28-14-A-7

West Virginia
W8PQQ... 52,488-365-72-B-30
W8UMR... 47,515-280-66-A-25
W8TDG... 41,976-318-69-A-23
W8JWX... 39,043-341-46-A-33
W8UYR... 33,060-294-57-B-28
W8KIDQ... 30,160-212-58-A-16
W8HZA... 28,951-219-53-A-16

ROCKY MOUNTAIN DIVISION

Colorado
W0RWH... 79,275-453-70-A-30
W0CYT... 65,835-418-64-A-32
W0TC... 63,993-418-64-A-32
W0SJT... 49,630-358-56-A-39
W0ANW... 40,975-304-55-A-36
W0JPI... 35,945-285-52-A-27
W0RDM... 21,675-172-51-A-29
W0BON... 18,896-70-36-B-10
W0PGN... 4,988-61-30-A-15

Utah
W7QDM... 85,844-523-67-A-30
W7QDJ... 59,440-373-64-A-30
W7QCC... 46,160-292-64-A-20
W7RRJ... 36,433-207-49-A-20
W7N7WLD... 184-13-7-A-10

Wyoming
W7HRM... 69,438-490-71-B-27
W7RSC... 49,783-304-66-A-29
W7UTB... 10,725-100-46-A-15
W7PMA... 6660-74-36-A-14
W7TPX... 6375-88-30-A-18
W7RVO... 4200-56-30-A-9

SOUTHEASTERN DIVISION

Alabama
W4RAL... 64,654-413-63-A-32
W4CFB... 56,935-404-59-A-38
W5ONL/4... 50,478-333-61-A-23
W4WOG... 31,655-245-65-B-24
W4YRO... 18,213-156-47-A-26
W4RMY... 16,433-126-49-A-17
W4DGP... 14,663-178-34-A-6
W4ZSH... 7942-107-38-B-18
W4DGY... 5425-82-28-A-31
W4TKL... 462-21-11-B-3
W4CTU... 315-14-9-A-6

Eastern Florida
W4LVV... 101,756-612-67-A-40
W4WHK... 76,294-470-65-A-40
W4LOM... 57,526-361-65-A-21
W4GTY... 37,769-266-57-A-20
W4DXL... 26,624-260-52-B-28
W4RCF... 15,838-119-31-A-29
W4IYT... 4,290-65-33-B-4
W4DFU (W4s CKB OGI) 1,020-300-56-A-22

W4WEC (W4s WE YSE) 34,775-280-52-A-34
W4AGK (W4s AGK UHC) 8512-115-38-A-32

Western Florida
W4WVKQ... 109,743-672-66-A-40
W4ZAE... 75,904-600-64-B-35
W4CHZ... 47,198-326-58-A-29
W4BIJ... 10,761-106-51-B-13

Georgia
W4FCB... 62,712-436-72-B-31
W4RQF... 25,573-193-53-A-30
W4YK... 16,320-120-66-B-18
W4BYJ... 13,493-132-42-A-18
W4BXV... 8168-101-33-A-9
W4GTY... 6825-70-35-A-8
W4GSP... 4838-67-30-A-26
W4WRY... 1063-26-17-A-6

West Indies
KP4AAC... 31,625-232-55-A-33
KP4DJ... 25,700-269-50-B-23
KP4ZV... 23,450-198-49-A-30
KV4BK... 11,025-105-42-A-19

Canal Zone
KZ5NB... 4900-57-35-A-17

SOUTHWESTERN DIVISION

Los Angeles
K6CEF... 130,123-714-73-A-38
W6SBB... 89,010-663-69-B-38
W6GLD... 86,429-501-69-A-36
W6LLK... 73,700-444-67-A-40
W6MUR... 73,000-500-73-B-18
K6AUZ/6... 51,450-294-70-A-28
K6GLS... 48,128-314-62-A-37
W6NKR... 39,488-312-64-B-19

Southern Texas
W5WQN... 121,440-704-69-A-40
W5BDS... 114,188-661-70-A-40
W5ZT... 96,769-598-65-A-40
W5SLA... 18,448-158-47-A-25
W5LPL... 7,000-595-A-15
W5AKS... 4865-70-28-A-22
W5YXW... 2028-40-26-B-9
W5AER... 630-21-12-A-3
W5GQN... 300-16-8-A-18

Oklahoma
W5WZY... 11,120-257-64-A-27
W5ZZJ... 38,080-344-56-B-37
W5NQP... 11,250-100-45-A-19
W5HBB... 10,591-115-37-A-21
W5CKT... 10,387-111-47-B-9
W5LPL... 7,000-595-A-15
W5WBD... 160-9-8-A-4
W5BCJ... 56-7-4-A-4
W5RDI (W5s BDI CKT) 6552-78-42-B-15

Northern Texas
W5TFB... 152,479-836-73-A-40
W5BJA... 101,948-593-69-A-40
W5COY... 82,283-498-69-A-37
W5GCA... 59,520-400-64-A-35
W5CUT... 51,262-352-62-A-27
W5IHM... 54,810-435-63-B-31
W5CO... 54,750-366-60-A-32
W5LOT... 42,780-280-62-A-25
W5VNW... 38,220-333-60-B-37
W5GFB... 30,690-249-62-B-26
W5AEV... 27,685-230-49-A-29
W5BQU/5... 23,490-177-54-A-27
W5AHC... 26,434-205-53-A-25
W5GCG... 5616-80-36-B-16
W5NHIS*... 2719-51-25-A-10
W5ZWR... 3125-34-25-A-5
W5ZGY... 1825-39-20-A-6
W5RPTD... 1240-31-16-A-7
W5GNE... 340-24-14-A-18
W5TRY/5... 349-16-9-A-4

Arizona
W4KMF/7... 82,800-499-69-A-35
W4RZQ... 71,020-425-67-A-35
W4UYE... 9799-106-39-A-25
W4ZEP/7... 3770-58-26-A-7
W4SX... 3220-60-28-B-6
W4... 256-12-1-A-3
W4VMP (W4s VMO YMP) 74,621-532-71-B-40

San Diego
W6EPZ... 142,076-779-73-A-36
K6AFK... 93,560-440-60-A-2
W6JVA... 40,275-273-60-A-40
W6CRT... 26,000-200-65-B-21
W6LJQ... 24,290-174-56-A-15
W6CBG... 17,531-129-55-A-20
K6AQA... 13,755-132-42-A-15
K6GHN... 12,470-131-36-A-25
K6EQL... 11,055-134-33-A-12
K6EBH... 1620-38-18-A-8
W6EXN (W3s SLQ VOU, W4TFM/H) 71,967-539-69-B-40
K6DGB (W6EGB, K6DGB) 43,500-303-58-A-40

Santa Barbara
W6ULS... 119,653-659-73-A-40
W6YK... 71,358-397-73-A-40
K6ASB... 36,470-342-62-B-25
K6CST... 25,628-248-52-B-38
W6HOK... 18,741-160-47-A-22
W6RRK... 6,5063-82-25-A-27
W6OTO... 4725-67-28-A-10
K6CQU... 3465-78-18-A-17
W6SNT... 1314-37-18-B-6

WEST GULF DIVISION

Northern Texas
W5TFB... 152,479-836-73-A-40
W5BJA... 101,948-593-69-A-40
W5COY... 82,283-498-69-A-37
W5GCA... 59,520-400-64-A-35
W5CUT... 51,262-352-62-A-27
W5IHM... 54,810-435-63-B-31
W5CO... 54,750-366-60-A-32
W5LOT... 42,780-280-62-A-25
W5VNW... 38,220-333-60-B-37
W5GFB... 30,690-249-62-B-26
W5AEV... 27,685-230-49-A-29
W5BQU/5... 23,490-177-54-A-27
W5AHC... 26,434-205-53-A-25
W5GCG... 5616-80-36-B-16
W5NHIS*... 2719-51-25-A-10
W5ZWR... 3125-34-25-A-5
W5ZGY... 1825-39-20-A-6
W5RPTD... 1240-31-16-A-7
W5GNE... 340-24-14-A-18
W5TRY/5... 349-16-9-A-4

Oklahoma
W5WZY... 11,120-257-64-A-27
W5ZZJ... 38,080-344-56-B-37
W5NQP... 11,250-100-45-A-19
W5HBB... 10,591-115-37-A-21
W5CKT... 10,387-111-47-B-9
W5LPL... 7,000-595-A-15
W5WBD... 160-9-8-A-4
W5BCJ... 56-7-4-A-4
W5RDI (W5s BDI CKT) 6552-78-42-B-15

Southern Texas
W5WQN... 121,440-704-69-A-40
W5BDS... 114,188-661-70-A-40
W5ZT... 96,769-598-65-A-40
W5SLA... 18,448-158-47-A-25
W5LPL... 7,000-595-A-15
W5AKS... 4865-70-28-A-22
W5YXW... 2028-40-26-B-9
W5AER... 630-21-12-A-3
W5GQN... 300-16-8-A-18

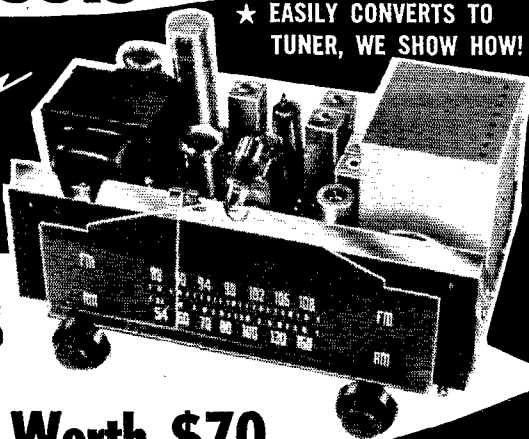
(Continued on page 136)

8-TUBE SYLVANIA FM-AM CHASSIS

- ★ 7 UV. FM SENSITIVITY!
- ★ AC CIRCUIT SUPPLY!
- ★ OUTPUT TRANSFORMER!
- ★ PHONO INPUT SWITCH!
- ★ "FLAT" TONE CONTROL!
- ★ UNTUNED RF STAGE FM!
- ★ AM LOOP ANTENNA!
- ★ 8 NEW SYLVANIA TUBES!



★ EASILY CONVERTS TO TUNER, WE SHOW HOW!



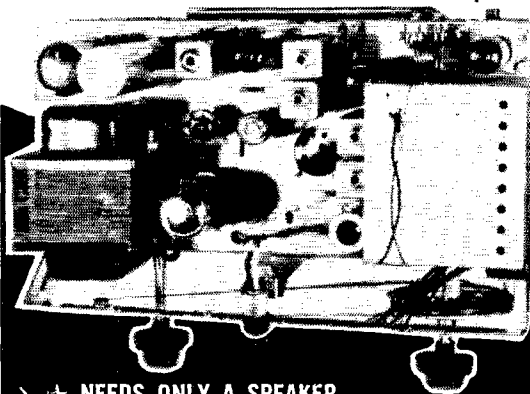
OVER \$ **31⁹⁵**
50% OFF

Worth \$70

EXCLUSIVE IN EASTERN U.S.A. AT RADIO SHACK, this brand new famous-make Sylvania chassis is the buy of '55 at a price less than a common garden variety ac/dc FM-AM radio! The straight AC circuit with transformer power supply allows conversion — if desired — to tuner with 71c-worth of parts (listed below) and our SIMPLE instructions which are INCLUDED with every set. To operate at once, attach ANY speaker having 3.2 ohm voice coil impedance.

SPECIFICATIONS INCLUDE: dual concentric controls: volume-power/tone, and FM-AM-Phono/Tuning. Tone control: flat center position and continuous from bass boost through treble droop — an important feature! Lab-checked excellent sensitivity of 7 microvolts for 30 db quieting — very fine figure.

Untuned RF stage on FM, shielded condenser gang, ratio detector circuit will operate with only a 4 ft. piece of hookup wire in local areas; provision for external antenna. Spare fuses AC receptacle on rear for phono motor. AC power transformer AND 3.2 ohm output transformer! AM loop. Includes instructions, schematic diagrams, conversion to tuner procedure for feeding external amplifier, lucite escutcheon which edge-lights by pilot lamp. **IMPORTANT:** circuit is AC — not AC-DC — and employs 8 tubes: two 6AU6, 6BE6, 6BA6, 6AL5, 6AT6, 6W6GT output, 7Z4 rectifier tube. Overall size: 10 $\frac{1}{4}$ " wide, 5 $\frac{1}{2}$ " high less escutcheon, 6 $\frac{1}{2}$ " deep (8" with knobs). Ship. wt. 15 lbs.



★ NEEDS ONLY A SPEAKER TO USE IMMEDIATELY!

PRICE LIST AND ACCESSORIES:

Order No.	Description	Wt.	Net
R-4244	8-Tube FM-AM Chassis	15 lbs.	\$31.95
R-8161	Special 4" Speaker	1/2 lb.	1.25
31-593F	8" Speaker	2 1/2 lbs.	3.45
15-016F	V-M Intermix Changer	12 lbs.	30.22
09-179F	5-Ohm 10-Watt Resistor*	2 oz.	.44
30-517F	3 ft. Audio Cable*	6 oz.	.27
30-519F	5 ft. Audio Cable*	6 oz.	.34


*For conversion to tuner. Choose 3 or 5 ft. cable.



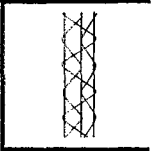
Radio Shack Corporation

167 Washington Street, Boston 8, Massachusetts

230-234 Crown Street, New Haven 10, Connecticut

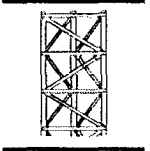


Amateur radio types • Guyed towers for FM-TV antennas • Vertical Radiators • Microwave towers • Commercial Communication towers • Transmission line supports, etc.



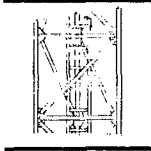
SERIES 650

Height to 80'
Width—6.5"
10' section—
22 lbs.
Use—Mast for TV
Amateur, Portable,
and Wire
type antennas



SERIES 2400

Height to 280'
Width—22.6"
10' section—
112 lbs.
Use—Tower for
Troylon Rotary
Beam, AM
Broadcast, and
Microwave
antennas



SERIES 6000

Height to 600'
Width—60"
10' section—
653 lbs.
Use—TV Broad-
casting and
curtain antennas
for International
Broadcasting

* Between CG of Tower Legs


Troylon Towers are made only by

WIND TURBINE CO., WEST CHESTER, PA.

Go BABCOCK Mobile

MT-5B D-X MITTER

**6 Band
Bandswitching**



5" x 8" x 7"

Vibration-Proof, Shock-Proof

New exclusive meter, D'Arsonval movement, new crystal oscillator circuit using 6CL6 tube, VFO-XTL crystal switch and VFO connector now on panel. Same professional performance and fine quality as found in Babcock military radio equipment. Constant solid signal, every tube, every part tied down. Lifetime gray Hammertone metal case, easy to install. Examine—compare—buy Babcock!

Price complete with tubes, plugs and instruction book, Ham net. . . . **\$119.50**

Contact your dealer or write for literature

BABCOCK RADIO ENGINEERING, INC.

7942 Woodley Ave., Van Nuys, Calif.

Export, Frazar & Hansen, 301 Clay St., San Francisco, USA

W5ULN	...	200-	10-	8-A-	3
W5EAO	...	96	8	2-A-	4
W5YNH (W5s EGD YXH)	...	68,805-67	41-66	A-	46

New Mexico

W5GNZ	...	126,936-	887-72	B-	38
W5VRP	...	111,240-	621-72	A-	38
W5CA	...	48,675-	300-68	A-	20
W5KWP	...	41,111-	290-57	A-	28
W5QVZ	...	23,484-	206-57	B-	30
W5DWA	...	103,880-	136-40	B-	17
W5AWY	...	4675-	56-34	A-	13
W5YKB	...	864-	27-16	B-	3
W5FHL	...	10-	2-	2-A-	2

CANADIAN DIVISION

Maritime

VE1AR	...	103,850-	678-62	A-	39
VE1AAV	...	83,555-	492-68	A-	37
W4KVM/V06	...	24,439-	172-57	A-	27
VO6N	...	13,140-	146-36	A-	40
VO6U	...	2444-	43-23	A-	6
VE1CU	...	2243-	39-23	A-	4
VO6AH	...	610-	18-12	A-	11

Quebec

VE2BX	...	56,560-	405-56	A-	36
VE2PZ	...	20,746-	228-46	B-	20
VE2ADD	...	8514-	100-43	B-	14
VE2CB	...	3303-	102-21	A-	10
VE2CP	...	3750-	60-25	A-	7
VE2OL	...	2940-	56-21	A-	4

Ontario

VE3AUU	...	62,235-	474-54	A-	38
VE3QE	...	61,596-	522-59	B-	39
VE3ACB	...	55,770-	338-66	A-	33
VE3DRD	...	50,540-	370-56	A-	36
VE3DBP	...	44,451-	419-43	A-	38
VE3EAM	...	44,038-	309-57	A-	37
VE3XV	...	26,069-	243-49	A-	27
VE3BHS	...	25,650-	181-57	A-	28
VE3FAU	...	20,470-	178-46	A-	20

VE3YV	...	18,408-	177-52	R-	24
VE3BUV	...	15,170-	154-42	A-	12
VE3RJ	...	14,153-	170-34	A-	26
VE3AVL	...	13,887-	142-49	B-	22
VE3DQX	...	4550-	91-20	A-	5
VE3DFE	...	4025-	58-28	A-	12
VE3DME	...	2703-	49-23	A-	12
VE3BW	...	2320-	61-21	A-	9
VE3AR	...	2125-	34	A-	3
VE3DLR	...	935-	22-17	A-	9
VE3DSG	...	20-	4	2-A-	4
VE3DNK	...	15-	3	2-A-	1
VE3UOT (VE3s AQC D AT)	...	21,244-	227-47	B-	20

Manitoba

VE4MX	...	45,900-	312-60	A-	30
VE4G	...	2610-	47-29	B-	10
VE4MT	...	1140-	31-16	A-	6
VE4HU	...	768-	25-16	B-	8
VE4HS	...	420-	15-14	B-	4
VE4ER	...	75-	6	5-A-	1

Saskatchewan

VE5CW	...	44,756-	337-67	R-	25
VE5DZ	...	25,315-	218-61	B-	36

Alberta

VE6ZR	...	42,776-	283-61	A-	34
VE6NX	...	33,975-	231-60	A-	22
VE6CE	...	20,295-	186-44	A-	34
VE6AJ	...	14,800-	149-50	B-	26
VE6OB	...	11,655-	131-36	A-	21
VE68X	...	8750-	105-35	A-	31
VE6HM	...	1825-	37-20	A-	11
VE6VG	...	1781-	48-15	A-	14
VE6TY	...	1260-	35-19	B-	5
VE6KW	...	561-	26-11	B-	4
VE6AL	...	260-	13	8-A-	3

British Columbia

VE7ZK	...	62,245-	422-59	A-	32
VE7YV	...	45,988-	283-65	A-	29
VE7MW	...	42,413-	306-58	A-	30
VE7QC	...	26,190-	244-54	B-	28
VE7AC	...	18,571-	190-49	B-	2

¹ W3ULI, opr.; ² W3PST, opr.; ³ K2IKS, opr.; ⁴ W2BRA, opr.; ⁵ W3CEL, opr.; ⁶ Hq. Staff, not eligible for award; ⁷ W1QIS, opr.; ⁸ W3PZW, opr.; ⁹ KL7AKE, opr.; ¹⁰ K6BBD, opr.; ¹¹ W9HAW, opr.

Beginner's Receiver

(Continued from page 38)

choke lead. Four leads are brought out from the power supply to connect to the receiver: the two heater leads, the B+ lead, and the B- lead.

When the power supply is wired and the leads connected to the receiver, the unit is ready for testing.

Testing and Using the Receiver

If you already have an antenna strung up, connect the end of it to Terminal 2—the one connected to the rotor of C₁. If you don't have an antenna, any wire, 20 to 40 feet long or longer, can be strung up. An outside antenna will perform better than one indoors, although you'll hear plenty of signals with a wire just strung around the room.

Connect your headphones to the tip jacks and plug in the 80-meter coil. Plug the power cord into the 115-volt a.c. line and watch the 6U8 to see if the heater lights up. If it doesn't, turn off the power and check your wiring from the power supply to the heater pins, 4 and 5, on the 6U8 socket.


The receiver will only take a minute to warm up. Turn the regeneration control and, at one point, you should hear a change in the characteristic of the noise. This is the point where the receiver starts to oscillate. Tune the general-coverage condenser slowly and you should hear signals. Leave the capacitor set at or near one

(Continued on page 138)

Take The Fuss Out of Switching Circuits

Now you can eliminate the fumbling and annoyance of screwing and unscrewing coax connections. With B&W's new Model 550 coaxial switch, you can instantly select antennas, transmitters, exciters, receivers, and other r-f generating devices merely by turning a knob.

This new multi-position coaxial switch has six S0239 connectors for selecting any one of five 52 or 75 ohm lines. It will handle up to 1 kw of modulated power with a maximum crosstalk of -45 db at 30 mc. Housed in a 2 3/4" diameter aluminum case, the unit is designed for single hole mounting.



PRICE:
Model 550
\$1365

Amateur Net


B&W

SEE IT NOW AT YOUR DISTRIBUTOR'S,
or write for literature.

BARKER & WILLIAMSON, INC.

237 Fairfield Ave.

Upper Darby, Pa.



For More Contacts... use
Master Mobile Antennas and Mounts



Master Mobile Mounts, Inc.

1306 BOND STREET · LOS ANGELES 36, CALIFORNIA

AT LEADING

RADIO JOBBERS EVERYWHERE

Tecraft

CASCADE CRYSTAL CONTROLLED CONVERTER

for 144 or 220 Mc.



Provides:

- **HIGH SENSITIVITY** — Sensitivity better than 1/10 microvolt. Gain approx. 30 db. Noise approx. 4 db.
- **COMPLETELY STABLE**. C.W. on 144 mc. NO mechanical modulation. Pure D.C. note. No drift.
- **RUGGEDLY BUILT** — Suitable for mobile application.
- **USE WITH ANY COMMUNICATIONS RECEIVER** — Availability with output at I.F. frequencies 6-10 mc., 8-12 mc., 10-14 mc., 12-16 mc., 14-18 mc. We recommend use at I.F. output 14-18 mc.
- **COMPLETELY SHIELDED** — In beautifully finished silver gray hammertone steel case.
- Available (SPECIAL ORDER) for other CD or industrial frequencies. Also available for Collins receiver.
- **USES 6BZ7, 2 — 6CB6, 2 — 6J6 tubes. COMPLETE** with plugs, tubes and crystal. \$42.50
- **Kit Form. Complete** \$29.75

Ask your dealer or write us

THE EQUIPMENT CRAFTERS, INC.

523 Winne Ave.

River Edge P.O., N. J.

THE LEAGUE EMBLEM

With both gold border and lettering, and with black enamel background, is available in either pin (with safety clasp) or screw-back button type. In addition, there are special colors for Communications Department appointees.

- Red enameled background for the SCM.
- Green enameled background for the RM, PAM or EC.
- Blue enameled background for the ORS or OPS.

THE EMBLEM CUT: A mounted printing electrotype, 5/8" high, for use by members on amateur printed matter, letterheads, cards, etc. \$1.00 Each. Postpaid

AMERICAN RADIO RELAY LEAGUE

Parts List for Regenerative Receiver

- 2 100- μ f. midget variable capacitors (Millen 20100) (C_1, C_2)
- 1 15- μ f. midget variable capacitor (Millen 20015) (C_3)
- 1 100- μ f. mica or ceramic capacitor
- 3 0.001- μ f. disk ceramic capacitors
- 1 0.01- μ f. disk ceramic capacitor
- 1 0.01- μ f. 250-volt paper capacitor
- 1 10- μ f. 25-volt electrolytic capacitor
- 2 16- μ f. 250-volt electrolytic capacitors (or dual 16- μ f.)
- 1 470-ohm 1/2-watt carbon resistor
- 1 68,000-ohm 1-watt carbon resistor
- 1 0.1-megohm 1/2-watt carbon resistor
- 1 0.5-megohm 1/2-watt carbon resistor
- 1 1.0-megohm 1/2-watt carbon resistor
- 1 50,000-ohm potentiometer
- 2 1-mh. r.f. chokes (National R-50)
- 80-, 40-, and 20-meter Barker & Williamson Baby Inductors MEL (L_1, L_2)
- 1 interstage transformer (Stancor A-53-C) (L_3)
- 2 6-henry 40-ma. filter chokes (UTC R-55) (L_4, L_5)
- 1 power transformer, 120-volt secondary at 50 ma.; 6.3 volt at 1 amp. (Merit P3045 or P3046, or equivalent)
- 1 selenium rectifier, 130 volts, 20 ma. (Federal 1159) (CR_1)
- 1 aluminum chassis, 7" \times 7" \times 2"
- 1 aluminum panel, 7" \times 6"
- 1 piece of aluminum for power-supply chassis, 3" by 10" (the panel and this piece are obtainable at any sheet-metal shop)
- 1 9-pin miniature tube socket, bakelite or mica filled
- 1 5-pin socket for coils L_1 and L_2 , bakelite or isolanite
- 4 3-terminal tie points
- 7 3/8" rubber grommets
- 1 Panel bearing assembly, over-all length 6"
- 1 insulated shaft coupler
- 1 terminal strip, 5 terminals
- 2 pin jacks, insulated type
- Miscellaneous 6-32 machine screws and nuts
- 6 ground lugs
- 25 feet of hook-up wire
- 4 knobs for controls (In the unit shown, a National type K dial was used for bandspread.)
- 1 6U8 tube
- 1 length of spaghetti wire covering
- Line cord and plug

of the signals and then tune the bandspread capacitor. This capacitor gives a slower tuning rate, making it much easier to tune in signals.

With a signal tuned in, rotate the antenna-trimmer control and the signal should get louder at one point. If it doesn't, change the antenna to terminal number 1 and short terminals 2 and 3 together with a short piece of wire. Try the antenna trimmer again, and you should find that the signal will peak up. The regeneration control setting may have to be changed to maintain oscillation.

Locating the amateur Novice bands is simple. Tune the receiver until you find an amateur 'phone station. The Novice band on both 80 and 40 meters is immediately below the 'phone bands. To tune lower in frequency than the 'phone bands, the bandspread capacitor is turned so that the capacitance increases, or the plates mesh.

The beginner will find great satisfaction in completing the receiver and many happy hours of listening will be his for the asking.



Founded in 1909

RADIO TELEPHONY RADIO TELEGRAPHY RADAR & TELEVISION

Courses ranging in length from 7 to 12 months. Dormitory room and board on campus for \$48.00 a month. The college owns KPAC, 5 KW broadcast station with studios located on campus. New students accepted monthly. If interested in radio training necessary to pass F.C.C. examinations for first-class telephone and second-class telegraph licenses, write for details. New: Advanced TV Engineering Course.

PORT ARTHUR COLLEGE PORT ARTHUR TEXAS

Approved for G. I. training


"COMMANDER" Power inputs up to 60 watts A.M.
 Continuous coverage from 160 including 6 meters

COMMANDER

..... an extremely compact and versatile transmitter, advanced in design, modern in circuitry. It covers a continuous frequency range from 1.7 to 54 mcs and may be operated xtal control as-is or with the Gonset VFO. A 6146 output tube and two 7C5's as modulators permit plate voltages of 400 to 500 volts—inputs, (modulated) to 50 watts. Two high Q coils provide

coverage of 75-40-20-15-11 and 10 meter amateur bands and are readily changed from front of housing. The output circuit eliminates loading problems frequently present with pi networks where the load is a short, loaded mobile antenna. Circuit also couples into balanced or unbalanced lines, can be quickly converted to "Pi" or "L" networks by simple wiring change. Driver is bandswitched. The Commander uses any standard carbon or PA-type dynamic or crystal microphone. No preamp required.

SIZE: 5 3/8" high,
 8 1/2" wide,
 7 1/8" deep.



An excellent VFO is available as a companion unit for the Commander. This is an extremely stable, low drift unit and uses no tubes—requires no operating voltage—coax cable, (furnished) plugs into fitting on Commander panel. Unit covers 75-40-20-15-11-10 meter amateur bands. Very rugged and compact—can mount next to transmitter or on steering column.

COMMANDER (with tubes) . . . Net 124.50
 VFO . . . Net 29.95

**FIRST WITH
 THE FINEST!!**



801 SOUTH MAIN ST. BURBANK, CALIF.

THE RADIO AMATEUR'S LIBRARY

These are the Publications Which Every Amateur Needs.
 They Form a Complete Reference Library for the Amateur
 Radio Field; Are Authoritative, Accurate and Up To Date

<i>Title</i>	<i>Price</i>	<i>Title</i>	<i>Price</i>
QST	\$4.00 per year*	Lightning Calculators:	
The Radio Amateur's Handbook . . .	\$3.00**	a. Radio (Type A)	\$1.25
The log50c	b. Ohm's Law (Type B)	\$1.25
How to Become a Radio Amateur50c	A.R.R.L. Antenna Book	\$2.00
The Radio Amateur's License Manual . .	.50c	The Minilog30c
Hints & Kinks for the Radio Amateur .	\$1.00	Learning the Radiotelegraph Code25c
Single Sideband for the Radio Amateur	\$1.50	A Course in Radio Fundamentals . . .	\$1.00

* Subscription rate in United States and Possessions, \$1.00 per year, postpaid; \$4.25 in the Dominion of Canada, \$5.00 in all other countries. Single copies, 50 cents.
 **\$3.00 U.S.A. proper, \$3.50 U.S. Possessions and Canada, \$1.00 elsewhere.

The American Radio Relay League, Inc.
 WEST HARTFORD 7, CONNECTICUT

CONTINUAL RESEARCH AND ENGINEERING

EXPLAIN DOW LEADERSHIP

Model DKC



← Special connector protects your receiver from R.F. during transmission (Optional).

← Silent AC magnet prevents hum modulation of carrier—AC types guaranteed as quiet as DC.

Transmit contact-pressure over 75 grams, making the 1000 w. rating very conservative. Causes negligible change in SWR up to 100 Mc.

1000 WATTS
Length 4 1/2",
width 3"

DKF2 rigid adapter for external chassis mounting, \$1.85



AC types (All volt.) Amateur net..... \$10.50
DC types (All volt.) Amateur net..... 9.50

See your distributor. If he has not yet stocked Dow Co-axial relays, order from factory. Send check or money order or will ship COD. Prices net FOB Warren, Minn. Shipping Weight 9 oz. Dealers' inquiries invited. Literature on request.

Add \$1 for external switch (Optional)

Add \$1 for special receiver protecting connector (Optional)

THE DOW-KEY CO., INC.

WARREN, MINNESOTA

Novice Round-up Results

(Continued from page 51)

KN2HVM.....1633- 71-23-20
KN2JYF.....1275- 60-17-40
KN2ITZ.....1100- 40-20-11
KN2HKG..... 663- 24-17-16
KN2KER..... 234- 18-13- 4

Nebraska

WN0VKI.....16,225-295-55-33
WN0WLO..... 6600-135-44-36
WN0WSN..... 4104-114-36-36
WN0VKM..... 1620- 60-27-21
WN0VUB..... 187- 17-11-10

Northern New Jersey

KN2JLQ.....5070-120-39-38
KN2KDW.....4928-139-32-31
KN2KFP.....4625-125-37-30
KN2JOM..... 3510-130-27-16
KN2HFI..... 3078-114-27-19
KN2JMX.....1428- 68-21-14

NEW ENGLAND
DIVISION

Connecticut

WN1CKA..... 9000-190-45-25
WN1AXD..... 7200-145-44-40



Connecticut winner, Paul Neven, WN1CKA, used a pair of TZ-10s and a Super Skyriders to gather 9000 points, 180 contacts, 45 sections, all within 25 hours of operation.

KN2HXP.....1292- 68-19-34
KN2IFP.....1273- 67-19-16
KN2JSP.....1102- 58-19-31
KN2KML..... 297- 13- 9-25
KN2INQ..... 90- 10- 9- 3
KN2KDG..... 82- 23-36-36
KN2KLR..... 6- 3- 2- 1

WN1CDD.....2580- 71-30-30
WN1CDC.....1978- 76-23-24
WN1DIE.....1140- 52-20-28
WN1CRX..... 140- 14-10-10
WN1BEM.....145- 29- 5-15
WN1AQ..... 99- 11- 9- 4

MIDWEST DIVISION

Iowa

WN0USP.....4928-112-44-35
WN0VXO.....1865-129-35- --
WN0WPM.....2924- 86-34- --
WN0UJD.....1988- 56-28-14
WN0WNE..... 940- 47-20-13
WN0UJF..... 656- 31-16-16
WN0WDK..... 225- 15- 9-23
WN0SZV.....132- 7- 6-10
WN0WEX..... 85- 17- 5- 6
WN0TLQ..... 66- 11- 6- 2

Maine

WN1BCD..... 2323- 86-23-13

Eastern Massachusetts

WN1CFF.....4050-120-30-40
WN1ZUM..... 2046- 78-22-14
WN1BPW.....1302- 52-21- 8
WN1BVP..... 702- 39-18- 8
WN1COL..... 608- 38-16- 6
WN1CCM..... 518- 37-14-23

Western Massachusetts

WN1AUF.....3519-143-23-40
WN1BYH.....1235- 50-19-15

Kansas

WN0UZM.....2232- 72-31-23
WN0VGE..... 322- 23-14-15

Missouri

WN0UVH..... 525- 20-15-24
WN0VYV..... 228- 19-12- 5

Rhode Island

WN1BIS.....3753-134-27- 9
WN1CGZ..... 893- 47-19-11


(Continued on page 142)

SENDING-RECEIVING SPEED

CODE

Be a Radio Ham or Commercial Operator. Pass FCC code test in few weeks. Fascinating hobby. Good pay, interesting work in Commercial field. Same system used by radiotelegraph specialists. FREE book explains how Amateurs and Operators learn code and develop amazing skill and speed. Candler System Co., Dept. 4-E, Box 928, Denver 1, Colo., U.S.A. and 52b, Abingdon Rd., Kensington High St., London W. 8, England

VIKING ADVENTURER



Single-knob bandswitching 80 through 10 meters. Rated at 50 watts input and effectively TVI suppressed. Self-contained power supply is wired for use as an "extra" station power source when transmitter is not in use. Clean, crisp break-in keying.

SELECTRONIC SUPPLIES, INC.

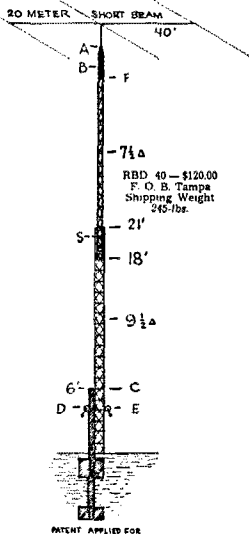
Radio and Electronic Supplies

1320 Madison Ave., Toledo 2, Ohio, W8GDE, Mgr.
803 South Adams St., Peoria 2, Ill., W9YYM, Mgr.

THE ANSWER TO A HAM'S DREAM!

E-Z WAY TOWERS

CRANK UP AND DOWN • TILT OVER

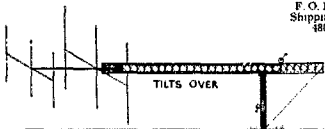


RBD 40 — \$120.00
F. O. B. Tampa
Shipping Weight
245-lbs.

PATENT APPLIED FOR

SPECIFICATIONS:
All steel construction. Electric arc welded. Continuous diagonal bracing on two sides and climbable ladder-type horizontal bracing of $\frac{3}{8}$ " rod on third side. 1038 extra hard steel $7\frac{1}{2}$ " Δ has legs of $\frac{1}{2}$ " rod, diagonals $\frac{1}{4}$ " rod. $9\frac{1}{2}$ " Δ legs $\frac{1}{2}$ " structural pipe, diagonals $\frac{1}{4}$ " rod. $11\frac{1}{4}$ " Δ — Legs $\frac{3}{4}$ " structural pipe, diagonals $\frac{5}{16}$ " rod. Rotor mounting valve drilled for Vee DX VB Rotor.

Be one of the first in your area with an E-Z Way Rotary Beam Tower. Simple to install, easy to adjust antennas. One of the sturdiest, most versatile towers in the industry. No guy wires required.



KEY
A-Radial Bearing E-Crank To Raise and Lower
B-Thrust Bearing F-Rotor
C-Hinge S-Safety
D-Crank To Tilt

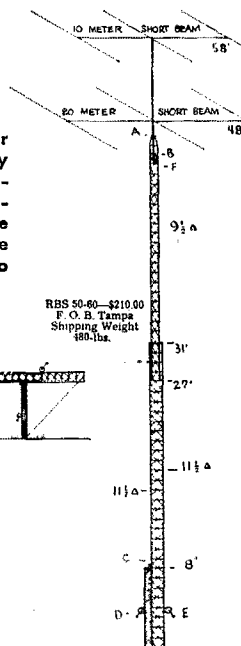
ANTENNA AND ROTOR NOT INCLUDED IN PRICE
VEE DX VB ROTOR \$25.77

E-Z WAY TOWERS, INC.

5901 E. BROADWAY, TAMPA, FLORIDA

P. O. BOX 5491

PHONE 4-3916



RBS 50-60 — \$210.00
F. O. B. Tampa
Shipping Weight
480-lbs.

MORROW

ENGINEERED EFFICIENCY & ECONOMY

MOBILE ACCESSORIES And EQUIPMENT




MLV-50 Motor driven var. inductor for mobile whip antenna. Tunes to operating freq. by remote control at driver's seat. For standard bands, with mount, remote sw and cable. **\$19.95**



GC10 or GC20 Generator Noise Filters. Tuned RF 'hash' filter for 10 or 20 mtrs. Mounts on generator. Easy to adjust. Each with instructions. **\$3.75**



MKF-1 SB Carbon Mike F-1 Unit. Cast aluminum case with handy loop hanger. Squeeze-to-talk button switch operates transmit-receive relay. With 4 conductor cable. **\$12.95**



FS-1 Field Strength Meter. General purpose FS meter for fixed or mobile use. 160 to 2 meters incl. No tuning necessary. Uses auto radio ant. as sampling antenna. $2\frac{1}{2} \times 4 \times 3\frac{1}{8}$. Complete. **\$13.95**

All prices Amateur Net

5BRF & FTR

Converter and fixed tuned receiver combination with "big set" circuitry and superb performance. Advanced design in every feature. See them at your dealer or send for descriptive folder.

5 BRF - \$67.95

FTR - 6 and 12v
***\$128.40**

6v and 12v only
***\$139.10**

*Includes Fed. Excise Tax

SPECIFY
"MORROW"

MORROW RADIO MANUFACTURING CO., INC.

2794 Market Street

Salem, Oregon



5 BRF

FTR

ROTARY BEAM KITS

3 ELE 20 METER 24' 2" SQ. BOOM, Tilting beam mount, 1 1/2" ele., 1 1/4" telescoping ends.
@ \$100.75

Same as above with 1 1/4" ele. with 1" ends @ \$89.95

3 ELE 15 METER 18' 2" SQ. BOOM, Tilting beam mount, 1 1/4" ele.
@ \$74.95

3 ELE 15 METER 12' 1 1/4" ROUND BOOM, Fixed beam mount, 3/4" ele.
@ \$30.95

3 ELE 10 METER 12' 1 1/4" ROUND BOOM, Fixed beam mount, 3/4" ele.
@ \$28.50

All above kits furnished with either "T" or Gamma match. Write for complete listing.

3SH14 Perforated Aluminum Sheet Cut to Your Dimensions

.032-1/8" Holes—Spaced 3/8" @ \$.85 sq. ft.
.051-1/2" Holes—Spaced 3/4" @ \$1.20 sq. ft.

Most sizes of aluminum tubing, plain sheet, angle, channel, rod, screws, nuts and bolts.

RADCLIFF'S

1720 N. Countyline

Box 547, Fostoria, Ohio

WESTERN DISTRIBUTORS SALINA, KANSAS "Crossroads of the Nation"

- ★ A complete and prompt ham supply house.
- ★ Nationally accepted brands of parts, tubes and equipment.
- ★ Trade-in — liberal time and down payment plan.

HAM STAFFED:

WØMBH

WØLXA

WØILB

LEARN CODE ... FAST!



Build up your code speed quickly . . . easily. Just a few minutes a day spent with this practice set can boost you over that hump. Set includes a constant frequency buzzer and key mounted on a 4"x6" molded Bakelite base. May be used singly or in pairs for code practice.

Cat. No. 114-450 \$4.25 Net Price

E. F. JOHNSON COMPANY

WASECA, MINNESOTA




NORTHWESTERN DIVISION

Idaho
WN7WMO . . . 1176- 49-24-21

Montana
WN7YHS . . . 168- 9- 7- 3
WN7VQX . . . 126- 21- 6- 5

Oregon
WN7WNN . . . 2022- 77-26-17
WN7WGL . . . 690- 44-15-17
WN7WKA . . . 210- 11-10-12



*-MY OM HELPED WITH THE CHILDREN OR
I NEVER WOULD HAVE MADE IT.*

Washington
WN7YAO . . . 7050-126-50-40
WN7WHV . . . 6642-162-41-36
WN7VPT . . . 4662-106-37-36
WN7YCO . . . 688- 43-16-30

PACIFIC DIVISION

Nevada
WN7YEX . . . 585- 39-15-27
WN7YNO . . . 117- 13- 9-13

Santa Clara Valley
KN6CMO . . . 2054- 79-26-29
KN6EIG . . . 1200- 48-25-19
KN6HOB . . . 1008- 48-21- 8

East Bay
KN6ERT . . . 943- 41-23-10
KN6EDM . . . 429- 29-11-19
KN6HOJ . . . 147- 11- 7-11

San Francisco
KN6HWH . . . 3808-112-34-37
KN6EJC . . . 3132- 87-36-33
KN6HTC . . . 1826- 83-22-33
KN6HWI . . . 1380- 69-20- 0
KN6HGV . . . 720- 36-20-13

Sacramento Valley
KN6GNJ . . . 629- 37-17-11

San Joaquin Valley
KN6HFA . . . 3240- 80-36-30
KN6IKT . . . 738- 41-18-18

ROANOKE DIVISION

North Carolina
WN4HRS . . . 4292-106-37-27
WN4GJJ . . . 1904- 58-28-15
KN4AQY . . . 936- 39-24- 9
WN4GHV . . . 280- 22-13- 5
KN4ADT . . . 198- 18-11- 0

South Carolina
WN4GFT . . . 7216-164-44-39
WN4HOZ . . . 3304- 98-28-17
WN4HGW . . . 3162- 93-34-23

Virginia
KN4ASU/4 . . . 3078- 79-27-18
WN4HVA . . . 1407- 67-21-38
WN4PKP . . . 435- 29-15- 9
KN4ADJ . . . 360- 24-15- 7
WN4EVB . . . 108- 8- 6- 3

West Virginia
WN8SWX . . . 969- 42-17-25

ROCKY MOUNTAIN DIVISION

Colorado
WNØVPE . . . 936- 39-24-17

Utah
WN7VSS . . . 5520-115-48-37

SOUTHEASTERN DIVISION

Eastern Florida
WN4HDT . . . 527- 31-17-13

Georgia
WN4HVV . . . 3729-103-33-22
KN4BAI . . . 2325- 65-31-37

SOUTHWESTERN DIVISION

Los Angeles
KN6EVR . . . 5375-110-43-30
KN6HAY . . . 3564- 99-36- 0
KN6EUH . . . 2871- 87-33- 0
KN6ELX . . . 1950-110-15-18
KN6IGZ . . . 1273- 57-19-16
KN6HAN . . . 1242- 54-23-38
KN6HVV . . . 663- 36-13-19
KN6EWJ . . . 517- 37-11-25
KN6GWM . . . 260- 35- 8-39

Arizona
WN7YCU . . . 266- 19-14-13

WEST GULF DIVISION

Northern Texas
WN5FJN . . . 10553-173-61-30
WN5HIS . . . 4294-113-38-27
WN5GTR . . . 1500- 50-30-24
WN5HDD . . . 1311- 69-19-22

Oklahoma
WN5EQT . . . 7084-141-44-28
WN5ENU . . . 1456- 52-28-11

Southern Texas
WN5EXU . . . 4386-102-43-21
WN5IND . . . 2730- 68-35-15

New Mexico
WN5FHL . . . 20- 5- 4- 3

1 KN4ASI, opr.

NOW You can build a low cost transistorized receiver!

send for FREE BOOK . . .

"THE TRANSISTOR AND YOU"

With this book as a guide you can transistorize your workshop. It's crammed with information and instructions on transistor applications, complete with diagrams. Look at this list of things you can build, using Hydro-Aire's CQ-1 Transistors, now available from many radio parts jobbers.

- Three-stage Transistorized Regenerative Radio Receiver
- Dynamic Microphone Preamplifier
- Radiophone Monitor
- Electronic Timer
- Relay Control Circuit
- Electronic Time Generator
- Audio Oscillators (using Hydro-Aire PNP Junction Type Transistor)
- Field Strength Meter

ELECTRONICS Division of HYDRO-AIRE 5000 WINONA AVENUE, BURBANK	RUSH COUPON NOW! Please Print Carefully!	
	Inc.	
Please send me ABSOLUTELY FREE* my copy of your book "The Transistor and You"; also the name of my nearest source for CQ-1 Transistors at \$2.50 each. I am under no obligation to buy anything. PLEASE PRINT CLEARLY	The Aviation Subsidiary of	CRANE Co.
* Offer good only in continental U. S., Canada and Mexico.	NAME _____ ADDRESS _____ CITY _____ ZONE _____ STATE _____	

W2JXH awarded FIRST SSB W.A.C.


using AEC's Model 410

Here is our AEC-410, 400 watt linear which provided W2JXH with the first SSB 'WAC' and top signals for many discriminating amateurs. To obtain POWER OUTPUT you must have POWER INPUT, which we provide with our rugged high voltage supplies. Only the finest components are used, and every precaution is taken to insure stability and linearity.

Tubes: Two 811A Push-Pull.
 The low drive requirements of the 811A (in a push-pull plug-in swinging link type final) lend themselves admirably to use with the existing exciters of 3 to 10 watts output without additional driver stages.
Power supply: Self contained 1600 volts @ 325 mills, well filtered.
Grid Circuit: High efficiency band switching turret —well shielded, high Q.
Metering: Two large 3" square meters provide simultaneous and continual reading of grid and plate currents.
Size: Table top cabinet 22" W. x 14" H. x 14 3/4" D., with hinged top. Panel is std. 12 1/4" rack mounting. (Grey or black.)
Price: Complete all band \$295.00

400 WATTS
DC INPUT
LINEAR
AMPLIFIER

AEC-420: Band switching, pi-network parallel 811A's grid turret, otherwise similar to AEC-410 \$335.00.
 AEC-1010 Kilowatt Linear with grid and screen supplies \$650.00 Complete with plate supply and cabinet \$875.00. For details of these or other A.E.C. SSB see them at your dealer or write or phone us.



ADAMS ELECTRONICS CORPORATION


217 MERRICK ROAD, AMITYVILLE, L. I., N. Y.

TWO METER

TRANSMITTER • CONVERTER

Area of the Base is
58% of the size of
this Page

Area of Base is
68% of the size of
this Ad.




LW-50—

Fixed or Mobile

- 15 Watt Transmitter
- Crystal controlled
- Speech for Crystal or Carbon Microphone
- Push-pull Modulators with Speech Clipping Pre-assembled Kit
- LW-50K \$34.50
- Wired and tested LW-50 \$54.50
- Crystals \$2.00
- 6 Tubes \$10.50
- AC Power Supply \$29.95

- Crystal Controlled Converter
 - 7-11, 14-18 Mc or BC output
 - BC IF for Mobile or Nets
 - Only 5 ma total B+ drain
- Completely wired and tested with tubes, crystal and coax plugs.

LW-61
\$18.50
Postpaid



See QST May '54, pp. 47-48
or write for literature.

ELECTRONIC LABORATORY
ROUTE 2, JACKSON, MICHIGAN

Correspondence

(Continued from page 54)

meters. This is a problem for the Novices who are located near the Canadian border. Also, many Novices are not financially able to buy a super-selective receiver at the first chance. Each 'phone station takes up more room than a few c.w. stations. If the 'phone station is stronger than the c.w. station, it will blank it out. Furthermore, since Novices are crystal-controlled, they are not able to change frequency so readily when 'phone or other QRM appears.

— George Hippisley, KN2KIR

202 N. High St.
Mt. Vernon, N. Y.

Editor, QST:

I wish to take issue with the viewpoints taken by Messrs. Clark and Brogdon in March QST. Both of these letters seem to indicate signs of the so-called "progressive" viewpoint prevalent in amateur circles.

I agree with Mr. Clark in condemning the use of c.w. in the 'phone bands; it is definitely an ungentlemanly practice. But the reason is not that c.w. was here first. The same argument could be applied to argue that spark was here first so it should be allowed. As has been pointed out before, c.w. is necessary in case of communications emergency or breakdown of speech equipment, so it is necessary to have c.w. allowed everywhere (on the hambands that is). This does not give c.w. operators the right to use normally-assigned 'phone channels, the reason being courtesy to the 'phone men.

Mr. Brogdon carries his "progressive" ideas a bit too far. Granted that "sideband" is a more efficient form of communication. But how many, in spite of the technical niceties, are on s.s.b. compared to those on double-sideband? For that matter, a kilowatt is technically superior to 50 watts for reliability and readability of communication but are 50-watt rigs outlawed? The factor that makes for outlawing something should be the will of the majority of hams, not how closely some new system approaches perfection.

— Karl Felperin, W2FSJ

R. D. No. 2, So. Side
Oneonta, N. Y.

Editor, QST:

. . . I too came up through the Novice ranks; I too am disgusted with the shenanigans to be heard on the 75-meter 'phone band; but please, I say please, don't ask for five hundred kilocycles of unidentified carriers, sloppy splatter-band operators, etc. . . . Admitted, there are always a few c.w. signals to be found in the 'phone bands, also admitted that there are quite a few lids running "kilowatts." Nothing has sounded as jolly as the character from Ohio heard for several evenings calling "CQ eighty" on the so-called wide-open c.w. portion of the band!

As you have assumed, I am primarily a c.w. man, part Scotch, yes, with a full 25 watts on 80 meters. I wouldn't be caught dead in your end of the band, because I don't have the patience or the experience to make me feel eligible to work a band which I always recall as the Happy-Hunting Grounds for the old-timers of this business.

— W. W. Thompson, W2MTA

C.W.-BAND S.S.B.

2029 Hopkins Court
Alameda, Calif.

Editor, QST:

After reading the pros and cons of a.m. 'phone vs. s.s.b. in the March issue from some of our (ugh) brothers, some of the heated arguments are rather nauseating.

I think both a.m. and s.s.b. definitely have their place in amateur communications if operated properly and I have heard some poor excuses for both. Some operators have the idea that s.s.b. operation eliminates the possibility of TVI, BCI, and even improper operation, but this to me is only an admission of ignorance. I have heard extremely wide signals complaining of the other, while operating close to each other.

The a.m. 'phone men complain naturally about s.s.b. and c.w. signals in the 'phone portions of bands, and I agree with them in many respects, but I think the fault lies with

(Continued on page 146)

PRINTED CIRCUIT KIT

Make your own etched wiring at home, for receivers, transmitters and test equipment. No silk screen or photo plates. All materials and instructions send \$2.95.

ELECTRONIC CIRCUIT SUPPLY CO.
2078 VYSE AVE., BRONX 60, N. Y.

OPPORTUNITY!

Progressive midwest electronics business looking for practical radio amateur or electronics engineer to assist in creating and developing new products! Possibilities unlimited for the right man. Please send full resume of education, employment, salary requirements, etc. Detail past experience if any in designing amateur equipment. Address inquiries to American Radio Relay League, Box 143.

EASY TO LEARN CODE

It is easy and pleasant to learn or increase speed the modern way — with an **Instructograph Code Teacher**. Excellent for the beginner or advanced student. A quick, practical and dependable method. Available tapes from beginner's alphabet to typical messages on all subjects. Speed range 5 to 40 WPM. Always ready, no QRM, beats having someone send to you.

ENDORSED BY THOUSANDS!

The **Instructograph Code Teacher** literally takes the place of an operator-instructor and enables anyone to learn and master code without further assistance. Thousands of successful operators have "acquired the code" with the **Instructograph System**. Write today for full particulars and convenient rental plans.



INSTRUCTOGRAPH COMPANY

4709 SHERIDAN ROAD, CHICAGO 40, ILLINOIS

Palco

BANTAM 65

THE SMALLEST, MOST COMPACT
MOBILE TRANSMITTER WITH
65 W—PHONE • 90W—CW

MOBILE POWER SUPPLIES

Model 606-6V Kit

500V DC 225 M.; no battery drain on standby; instant start, stop—no waiting; communications type Vibrator; size 6 x 7 x 6 $\frac{3}{4}$, mtg. plate, 6 x 9. Small and rugged.

Shipping weight, 14 lbs. \$29.50
(Factory wired, \$7.50 extra)

Model 612-12V Kit \$33.50
(Factory wired, \$7.50 extra)


Model 6A

Complete power supply; 6 Volt input; output power selector sw.—Pos. #1, 500 V 225 Ma.—Pos. #2, 400 V 170 Ma.; built-in relay for remote control; On-Off sw for local control; 700 Volt filter condensers; extra heavy duty Vibrator. . . \$39.50

Model 6115 AC Power Supply—to operate Bantam 65 as a fixed station. \$39.50

Model PTH Top Hat—will improve the efficiency of any mobile whip \$2.50

Model 6144 2-Meter Phone and CW Transmitter
Price and delivery to be announced.




The Palco Bantam 65 is highly compact—4" high, 8" wide, 8 $\frac{3}{4}$ " deep—allowing for maximum leg room. It employs a separate modulator section on a chassis 2" x 2 $\frac{1}{8}$ " x 11" that may be mounted wherever convenient. In addition, the Bantam 65 offers such outstanding features as . . .

- Built-in VFO with 2 crystal positions
- Filament input either 6 or 12 Volts; plate supply requirement 600 Volt max. @ 250 Ma.
- Band switching—6 bands
- VFO and exciter stages are gang-tuned
- Pi-Section output
- Built-in antenna change-over and receiver silencing relay
- Separate input for high impedance and carbon microphone
- Break-in operation on CW
- AB₁ modulation employing netagive peak clipping

BANTAM 65, complete with tubes and power connectors. . . \$159.50

For additional information, see your local distributor, or write to . . .

PALCO ENGINEERING, INC. • CARMEL, INDIANA



Contains more than 300 illustrations, over 200 pages.

SINGLE SIDEBAND

HERE'S the latest addition to the ARRL library of publications tailored especially to the needs of amateur radio. Single sideband operation is here to stay and it behooves us all to learn about this modern and revolutionary form of transmission. Whether or not you're already using SSB, you'll find much useful information on both transmitting and receiving techniques in "Single Sideband for the Radio Amateur." The work of more than twenty-five authors is collected between two covers for convenient reference. Keep up with the game, get your copy now!

\$1.50 Postpaid

The AMERICAN RADIO RELAY LEAGUE, Inc.
WEST HARTFORD 7, CONN.

Universal Mobile Antenna Fittings

By K-W ENGINEERING WORKS

The parts you've been looking for . . .

All K-W 'UNIVERSAL' fittings to which tools are applied are hexagonal to fit standard wrenches . . . All are nickel-chrome plated . . . All have standard 3/8-24 S.A.E. threads . . .

BASE/EXTENSION SECTIONS— Light weight . . . low wind resistance . . . fabricated from sturdy 3/8" steel tubing . . . special Jam Nut, one supplied with each section, permits removal of parts without damage to finish . . .

6"	\$1.75	24"	\$3.50
12"	2.35	30"	4.05
18"	2.95	36"	4.55

Additional JAM NUTS each \$0.15

COUPLING— Female threads thru. \$0.75

COLLET— For plain-end 3/16" Dia. antenna rods . . . used to provide adjustable height or to resonate antenna . . . fits any extension listed. \$2.35

STUD— Male threads both ends with solid hex for wrench. \$0.90

WHIP-HOOK— Solid brass nickel-chrome plated . . . fastens to rain molding with set screw. \$1.00

K-W's "DYNA-Q" LOADING COIL— Highest efficiency base or center loading . . . handles over 100-watts without arcing . . . one coil operates all bands 10-thru-75 . . . unshielded . . . all power radiated. \$14.95

AT YOUR JOBBERS'— Circulars on request

K-W ENGINEERING WORKS

3145-A North 48th Street • Milwaukee 16, Wisconsin

SEND FOR
FREE BOOKLET

"HOW-TO-MAKE-YOUR-OWN
PRINTED CIRCUITS"

TELE-DIAGNOSIS CO. 155 West 72nd St.
New York City, New York

GET INTO ELECTRONICS

You can enter this uncrowded, interesting field. Defense expansion, new developments demand trained specialists. Study all phases radio & electronics theory and practice: TV; FM; broadcasting; servicing; aviation, marine, police radio. 18-month course. Graduates in demand by major companies. H.S. or equivalent required. Begin Jan., March, June, Sept. Campus life. Write for Catalog.

VALPARAISO TECHNICAL INSTITUTE
Dept. TN Valparaiso, Ind.

Evans RADIO

• "YOUR FRIENDLY SUPPLIER"

- ▶ Service to hams by hams.
- ▶ Nationally accepted brands of parts, tubes and equipment.
- ▶ Trade-ins and time payments.

Write W1BFT

P.O. BOX 312 • CONCORD, N. H.

the FCC in allocating such large portions of the bands to c.w. operation and small portions to the more useful means of communications, a.m. 'phone. If the c.w. and s.s.b. boys continually pat themselves on the back for operating on such small segments then maybe they would like to have less and be forced to operate in what the a.m. boys are using now.

It is my belief that if s.s.b. were forced to operate in separate portions of the band from a.m. they would have many more join them in true progress. The a.m. boys would leave the crowded 'phone segments to enjoy the merits of s.s.b. This may not lay too well on the s.s.b. boys' stomachs at first but think it over boys, it would be wonderful to operate s.s.b. in the c.w. bands. It is a nuisance to try to operate a.m. and have a s.s.b. close in frequency. Also, it must be tough for s.s.b. boys to be repeatedly referred to as "voice modulated key-clicks."

So it all boils down to this: we are not getting any place beating each other on the head, trying to convert a.m. to s.s.b., preaching lengthy sermons over the air, and committing the very act of libel and slander. The only reason for rivalry between s.s.b. and a.m. is because we are guilty as poor representatives and members of ARRL properly to govern ourselves and correctly allocate bands for proper operation. Instead of fighting each other we should exert all our force to allow s.s.b. to operate in the c.w. bands and let the a.m. boys have their segment in peace.

— Jack R. Perciful, W4PDC/6

THEY CAME, TOO

119 Eustis Avenue
Newport, R. I.

Editor, QST:

The second paragraph of your editorial in the March issue of QST might lead some to think that amateur affairs were handled by the Federal Radio Commission between 1927 and 1934. However, some of us who originally obtained our amateur and commercial tickets from the Radio Division of the Department of Commerce recall that it was not until July, 1932, that the responsibilities and duties of the old Radio Division were transferred to the FRC.

(Continued on page 148)

SALES MANAGER

Thoroughly experienced in Government and Industrial Sales with extensive knowledge of Advertising, Sales Promotion, Marketing and Market Analysis. Able to organize and direct complete sales force. Electrical Engineering degree or equivalent. Should have a proven record of 10 years of sales management with first rate company. Need man 38-50 years of age willing to locate in New York City. Products: Control and Communication equipment, Variable Capacitors and Radio Receivers.

Send complete Resumé and salary requirements to

HAMMARLUND MFG. CO., INC.
460 W. 34th St., N. Y. 1, N. Y.

POWER

TRANSITRON "500"

LINEAR AMPLIFIER


Power Output: Single Side-Band 400 watts
peak envelope. C.W. 350 watts

Designed By Hams — To Serve Hams Better

HERE is an "honest to goodness" power-laden linear amplifier that comes right out of the design facilities of Transatron, Inc. So easy to operate, the Transatron 500 is a compact, fully shielded unit, ideally suited for single side-band operation.

IT HAS no plug-in coils, and features a minimum number of tuning adjustments. Field tests have proven the "500" to be of low harmonic output, free from parasitics, and with excellent stability on all bands.

- Single Side-Band Operation
- No Plug-In Coils
- Low Harmonic Output
- Continuous tuning from 3.5 to 30 MC
- Driving Power Required: 5 watts



Price
\$369.50
Net

T-R SWITCH

Model TR-1000



The most practical and efficient answer to operation of amateur and commercial transmitters and receivers from a common antenna. Requires no tuning adjustments of any kind and has a power handling capacity of 1000 watts.

\$9.95

See the Transatron Line at your local parts distributor, or for more complete technical information write

TRANSATRON, INC.
154 Spring Street New York 12, N.Y.

QUARTZ CRYSTALS

GUARANTEED!

Low Frequency — FT-241A for SSB, Lattice Filter etc., .093" Pins, .486" SPC, marked in Channel Nos. 4 to 79, 54th Harmonic and 270 to 389, 72nd Harmonic. Listed below by Fundamental Frequencies, fractions omitted.

49¢ each — 10 for \$4.00	99¢ each — 10 for \$8.00
370 393 414 438 502 523	400 459
372 394 415 481 503 525	440 461
374 395 416 483 504 526	441 462
375 396 418 484 505 527	442 463
376 397 419 485 506 529	444 464
377 398 420 486 507 530	445 465
379 401 422 487 508 531	446 466
380 402 423 488 509 533	447 468
381 403 424 490 511 534	448 469
383 404 425 491 512 536	450 470
384 405 426 492 513 537	451 472
385 406 427 493 514 538	452 473
386 407 429 494 515	453 474
387 408 431 495 516	454 475
388 409 433 496 518	455 476
390 411 435 497 519	456 477
391 412 436 498 520	457 479
392 413 437 501 522	458 480

99¢ each — 10 for only \$8.00

CR-1A SCR 522-½ Pin, ½" SPC	FT-171B — BC-610 Banana Plugs, ¾" SPC
5910 7350	2030 2220 2360 3202 3850
6370 7380	2045 2238 2390 3215 3945
6450 7390	2065 2260 2415 3237 3955
6470 7480	2082 2282 2435 3250 3995
6497 7580	2105 2290 2442 3322
6522 7810	2125 2300 2532 3510
6547 7930	2145 2305 2545 3520
6610	2155 2320 2557 3550

TG 34A CODE KEYS
AUTOMATIC CODE PRACTICE
SENDING AND KEYING OSCIL-
LATOR. 115 or 230 V @ 50-60 cycles.
Portable. Built-in speaker and amplifier.
Variable speed from 5 to 25 w.p.m. Uses ink-
ed tapes.

Brand new..... **\$19.95**

Set of 3 different tapes. Sold with
Keyer only. No's 2, 8, 11..... \$3.75

FT-242 — .093" Pin Dia. —
.486" Pin SPC for Ham and
General Use.

49¢ each — 10 for \$4.00

4035 5500 5973 6800 7606 7900	4080 5660 6240 6806 7625 7906
4165 5675 6250 6825 7640 7925	4190 5700 6273 6850 7641 7940
4280 5706 6275 6875 7650 7950	4330 5725 6300 6900 7673 7973
4397 5040 6325 6925 7675 7973	4490 5750 6350 6950 7700 8260
4495 5773 6373 6975 7706 8273	4735 5780 6375 7450 7725 8275
4840 5806 6400 7473 7740 8300	4930 5840 6405 7475 7750 8325
4950 5852 6425 7500 7773 8630	5030 5873 6673 7506 7775 8683
5205 5875 6675 7525 7800 8690	5300 5880 6700 7540 7825
5385 5906 6706 7550 7840	5397 5925 6725 7573 7850
5437 5940 6750 7575 7873	5485 5950 6775 7600 7875

99¢ each — 10 for \$8.00

1015 6140 6606 7250 8125 8550	3655 6150 6625 7300 8150 8575
3680 6175 6640 7306 8173 8600	3735 6200 6650 7325 8175 8625
3800 6440 7000 7340 8200 8650	3885 6450 7025 7350 8340 8700
3940 6473 7050 7375 8350 8733	3990 6475 7073 7425 8380
6000 6500 7075 7440 8400	6025 6506 7100 8009 8425
6050 6550 7125 8025 8450	6075 6573 7140 8050 8475
6100 6575 7150 8075 8500	6125 6600 7175 8100 8525

Add 20¢ postage for every 10 crystals
(or less). Indicate 2nd choice; subst.
may be necessary

SUN
PARTS DISTRIBUTORS, LTD.

514 TENTH ST.
N.W., Wash., D. C. Dept. Q.

BE SAFE WITH

Q-max

A-27

LOW-LOSS LACQUER & CEMENT

• Q-Max provides a clear, practically loss-free covering, penetrates deeply to seal out moisture, imparts rigidity and promotes electrical stability. Does not appreciably alter the "Q" of R-F coils.

• Q-Max is easy to apply, dries quickly, adheres to practically all materials, has a wide temperature range and acts as a mild flux on tinned surfaces.


In 1, 5 and 55 gallon containers.

Communication Products Company, Inc.

MARLBORO, NEW JERSEY
(MONMOUTH COUNTY)
Telephone: FReehold 8-1880



**In this top rated rig
TVI is sealed in with
METEX Electronic Weatherstrip**



Viking Ranger

This inexpensive product will do the same for your own rigs. Follow the lead of Johnson and other high placed manufacturers.

For sealing your own rigs or any consumer, industrial or military equipment against RF leakage METEX Electronic Weatherstrip is highly effective and is a simple operation. It's made of highly resilient compressed knitted wire which comes in several forms to meet all normal requirements even where closure is of an uneven nature. Type TVI 20-S is

easily applied to most rigs in the home workshop. METEX Electronic Weatherstrip is the simplest and most inexpensive method for sealing in RF leakage yet devised. Try it. Results are amazing. Ham and industrial inquiries invited.



METAL TEXTILE CORPORATION

KNITTERS OF WIRE MESH FOR MORE THAN A QUARTER CENTURY

Roselle, New Jersey



RCA INSTITUTES, INC.

A Service of Radio Corporation of America
350 West 4th St., New York 14, N. Y.

OFFERS COURSES
IN ALL TECHNICAL PHASES OF
RADIO, TELEVISION, ELECTRONICS

Approved for Veterans
Write Dept. ST for Catalog

CANADIANS! We have large stocks of nationally advertised Ham parts. Write for Free catalog.

THE CRAWFORD RADIO

VE3YR 119-121 JOHN ST., N. VE3JU
"Geo" HAMILTON, ONT. "Bill"

**GET YOUR COMMERCIAL TICKET
EASIER WITH ...**

New edition -
up to the minute!

**RADIO OPERATOR'S LICENSE
Q AND A MANUAL
(5th Edition)**
by Milton Kaufman
Covers Elements 1 through
8. Complete discussion
of answers to every
technical question in the
F.C.C. Study Guide! Used
by over 50 leading
schools. Only \$6.60 at
jobbers, bookstores
or direct from—



JOHN F. RIDER

Publisher, Inc.

480 Canal Street, New York 13 N. Y.

I also recall that originally the FRC was created by Congress in 1927 to bring order out of the chaos in the broadcast field. At that time its life was only going to be for one year, yet like many other Washington agencies that came along later, they imitated the "Man Who Came to Dinner" and picked up additional duties along the way. That is how they got amateur affairs in 1932. Then, in 1934, Congress straightened out the whole thing by creating the Federal Communications Commission.

It is refreshing to read an article that compares today's activities with earlier days.

— Lester C. Harlow, W4CVO/1

[Editor's NOTE — OM Harlow is correct. The story appeared in Sept. 1932 QST.]

ONE SOLUTION

Rt. 1, Box 825
Tigard, Ore.

Editor, QST:

... True — there is a lot of QRM these days, but why not solve it nicely instead of trying to either change the rules or shove other amateurs around. Since one of the prides of being an American amateur is to be flexible and help with many new "firsts" in radio, wouldn't the best solution be to improve your own operating techniques first and then try to help the other fellow instead of drowning him out.

Many hams in this area have taken their rigs "upstairs" and are finding a new world in v.h.f.; o.w. for me on 80 and 40, and 'phone on 2 — and you can't ask for better ham radio when you practice good operating principles.

— Jim Strickland, W7SEZ

YL News & Views

(Continued from page 55)

and OM W4HHH. . . W5SYL, Iva, was one of some 100 YLs and OMs who assisted in the search for the body of W5DM, pilot of a plane which crashed in Texas. . . And in Lancaster, Calif., K6HWB, Vivian, stayed on the air for more than 20 hours monitoring, relaying, and keeping 3995 kc. clear during a search for a Douglas jet test pilot on


(Continued on page 150)



Devotees of amateur radio come younger all the time. Here's one chap who was exposed to 75-meter QRM at the innocent age of several hours.

For five days following the birth of son Mark Eric in January, Mildred Drummond, W6GXG, kept three schedules daily with OM W6BWP, Rev. Wesley J. Drummond, pastor of the Second Presbyterian Church, Flandreau, S. Dak. Mildred's transmitted instructions on household matters were dutifully carried out at home by her OM, 11-year-old son John, WNØTLR, and 9-year-old daughter, Darlene.

We note with womanly interest that it is becoming fairly common practice for mothers-to-be to pack a portable transmitter and receiver with a suitcase to take to the hospital for a maternity confinement. Seems opportune for a few days of leisurely (?) QSOing.



NOW! SSB

at a new low cost*

4" long x 1-3/8" wide, 2-3/16" high

with the **BURNELL S-15000 single side band filter**

Modest budgets no longer stand in the way of single side band advantages. Not with the new BURNELL S-15000 filter. This *low cost* filter can be adapted to commercial or ham receivers or transmitters!

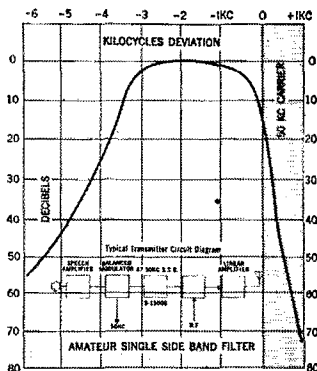
Although the S-15000 is made with the same commercial quality toroids and condensers as employed in the regular BURNELL Commercial Grade Audio Filters,

it is designed for low budget application.

Also available: a new low cost *upper single side band filter*, S-16000.

Write Dept. P for our new booklet "Low Cost Single Side Band for Amateur and Commercial Equipment" and order your SSB FILTER now.


*PRICE \$35.00 Net, plus postage
Price on quantity quoted upon request.



BURNELL & CO. INC., Yonkers 2, N. Y.
PACIFIC DIVISION: 720 Mission St., South Pasadena, Calif.



**BUILD YOUR OWN
FREQ. STANDARD
around our
Precision
Xtal**



**50 KC. MARKERS
FROM A 100 KC. CRYSTAL**

See pages 40 & 41 of July, 1954, QST. Each EL-100 crystal must work perfectly in our frequency standard (built just like the one in the article) before it is sold. EL-100 only

\$5.95

E. B. LEWIS CO.

11 BRAGG STREET
EAST HARTFORD 8, CONNECTICUT

CHECK with ARROW for a BETTER BUY!



MORROW FTR

A fixed tuned receiver of excellent selectivity and stability. Features the NEW MORROW Noise Balanced Squelch Circuit: Xtal controlled osc. 3 kc selectivity at 6 db. down.

FTR Receiver: with separate power supply \$128.40
SBR-1: with built-in noise limiter \$ 74.95
SBLN-1: Less noise limiter \$ 69.95
SBRF: Designed specifically for FTR. \$ 67.95

The SBR series converters tune the 75, 40, 20, 15 and 10 meter bands. Recognized everywhere as the standard of converters.

Westinghouse 807 Tubes

Brand New JAN Specs
Shipping wt. 1 lb.
Special Price \$1.27



F1 Carbon Chest Mike

With switch. FB for mobile use. Complete with straps. Shpg. wt. 2 lbs.
Special Price \$1.98



Please include sufficient postage for shipping. Any overpayment will be refunded.

ARROW ELECTRONICS INC

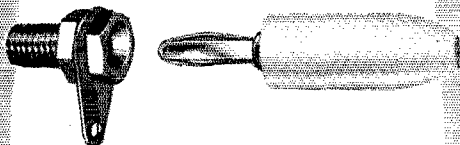
65 Cortlandt Street, N. Y. 7, N. Y.
Dlgb 9-4714

Arrow Hempstead - 215 Front Street
IVanhoe 1-1826

BUILDING IT YOURSELF?

USE JOHNSON

PLUGS AND JACKS



Perfect for plug-in tuning units, inductors, or terminal strips, Johnson banana plugs and jacks permit fast assembly and disassembly, and provide positive, heavy current connection. Plugs have nickel-silver springs—extra long studs for added strength and rigidity. Both plugs and jacks are made of high grade nickel-plated brass with accurate threads and milled nuts.

Plug shown above has rugged, molded nylon insulating sleeves and is designed for solderless connection. For information on these and other Johnson plug and jack types, write for your free copy of General Products Catalog 976.



E. F. JOHNSON COMPANY

2821 SECOND AVE. S. W. • WASECA, MINNESOTA

**WRITE — PHONE — WIRE
W8EPI (JERRY)**

for latest in Amateur Gear

Specializing in Single Sideband—Central Electronics—Lakeshore Industries—Hallcrafters. Many others

SWARTZLANDER RADIO, LIMITED

1220 Stilwell Ave., Fremont, Ohio Phone FEderal 2-5681



for everything in Electronics!

1440 page MASTER

- Detailed specs
- 8,500 illus.
- 85,000 items
- Fully indexed
- Full descriptions
- Wgt. 6 lbs.

List \$6.50—As low as \$1.95 at distributors
UNITED CATALOG PUBLISHERS, INC.,
110 Lafayette St., N. Y. C. 13


LEARN CODE!

**SPEED UP Your
RECEIVING**
with G-C

Automatic Sender

Type S

**\$28.00 Postpaid in
U. S. A.**



Housed in Aluminum Case Black Instrument Finished. Small—Compact—Quiet induction type motor. 110 Volts—60 Cycle A.C.

Adjustable speed control, maintains constant speed at any Setting. Complete with ten rolls of double perforated tape. A wide variety of other practice tapes available at 50c per roll.

GARDINER & COMPANY

STRATFORD

NEW JERSEY



Take a teen-ager and her mother, both licensed amateurs, and you can virtually see the mutual pride that exists between them. Add a teen-age brother and a father with tickets, and you have a situation that any therapist would recommend for family happiness. In the case of the Hansen family of Cheney, Wash., mother Rosella, W7ULK, interested in radio for twenty years, got her license first, built a transmitter and started teaching her family. Daughter, son, and husband followed with the calls W N7s VWU, VWZ, and WVA respectively. An ex-schoolteacher, Rosella has been coaching a number of teen-agers who aspire to become hams. She recently worked her daughter for her 100th QSL and a YL Century Certificate.

Jan. 13th. Twenty-seven amateurs and 11 mobile units helped locate the pilot within 48 hours. . . . K6DEN, Evelyn, is on 20 and 75 'phone regularly from Redwood City. . . . At a March meeting, committee chairman for the first YLRL International Convention gave various progress reports. It was announced that a fashion show would be staged during the luncheon on June 25th. . . . We regretfully note the untimely passing of Neva Josephine Fredenburg, W6YXI, and her husband John, W6VJQ. The couple perished when their automobile collided with another near Alpine, Calif. A charter member of the San Diego YLRL unit, Neva was past-president, vice-president, and secretary. Owners of a radio and TV store in San Diego, Neva and John were particularly active in AREC and c.d. activities. They will be missed by their many friends.

How's DX?

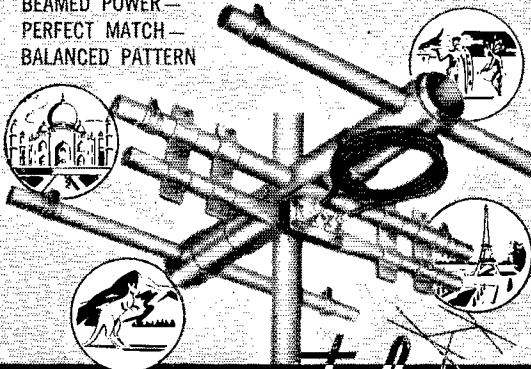
(Continued from page 67)

by Statesider W3ZXD W6ZOL could use a tip on ex-KS4AQ's present whereabouts. . . . A belated bow to W2GTY for the idea behind last month's Jeeves cartoon. . . . In very few months the FG7XB ten-watter with two crystals made contact with over 200 stations in 33 ARRL DXCC List countries. There is *nothing* like a call! Club North American notes, WGDXC: W0AIW, W0EIB and YN4CB have been straining at the leash to put YN0YN on the air from Corn Island. KS4 and HK0 operation is a possibility on this jaunt, too. Meanwhile, KS4AW hopes to keep Swan Island available for another month or so. NCDXC: VP7NX (W6RRG) subsequently may be heard as VP2NX, VP2RG and HI6NX. . . . SCDXC outfitted itself with four nifty trophies to be awarded to high club scorers in the '55 ARRL DX Test, plus another rotating plaque award to be held by southern California's top all-around DX performer each year. . . . Sparked by the news-gathering of W4KVV, Ohio Valley Amateur Radio Association's *Ether Waves* burgeons into quite a juicy DX newsletter. . . . W9FGX does DX-editing chores for *Sparky*, organ of the Tri-State Amateur Radio Society with headquarters in Evansville, Indiana.

(Continued on page 152)

For "top-man-on-the-frequency" results!

BEAMED POWER—
PERFECT MATCH—
BALANCED PATTERN



YOU'RE THERE!

—with

TELREX

PRE-TUNED

"BEAMED POWER" ROTARIES

End your antenna problems with the precision-built rotaries that are pre-tuned and matched for optimum performance at your site **WHEREVER YOU ARE**. No tuning or adjusting necessary. Quality constructed of finest materials throughout.

"BEAMED POWER" ROTARIES for 2, 6, 10, 15, 20 and 40 meters or combinations. Custom designs for commercial installations. Write for Bulletin H-130

telrex INC. "CONICAL-V-BEAMS"
ASBURY PARK 2, N. J. — Tel.: Prospect 5-7252

ULTIMATIC KEYSER


Manufacturing rights under U. S. Pat. No. 2,658,946 now available. Assignment considered. See patent for application to tape transmission. Contact **John Kaye**, 1700 W. Padre Drive, West Covina, Calif. or **Barkelaw & Scantlebury**, 530 W. Sixth St., Los Angeles 14, Calif.

RADIO and TELEVISION

Over 30 years N.E. Radio Training Center. Train for all types FCC operators' licenses. Also Radio and Television servicing. FM-AM broadcasting transmitters at school. Send for Catalog Q.

MASS. RADIO SCHOOL

271 Huntington Avenue Boston 15, Massachusetts
Lic. by Comm. Mass. Dept. Educ.



New "TENACLIP" (Pat. Pend.)

attaches to car... stops antenna whipping

Clear plastic clip quickly fastens to rain molding... holds right or left antennas. Prevents damage to antenna from low hanging limbs or driving into garage. See your dealer or order direct. No C.O.D.'s please.

\$1.98

PLASTICLES, 4207 GRAND RIVER, DETROIT 8, MICH.


postpaid

Look Carefully — before you toot — "HI" !!



LAMPKIN 105-B MICROMETER FREQUENCY METER... Measures crystal-controlled transmitters, all channels, 0.1 to 500 MC. Meets FCC mobile specs. Weight 12½ lbs. Width 13". Price \$220.00.

LAMPKIN 205-A FM MODULATION METER... Indicates FM voice deviation, ±25 KC., all frequencies, 25 to 500 MC. Meets FCC mobile specs. Weight 14 lbs. Width 12¼". Price \$240.00.



Today you have to look carefully to be sure a mobile whip is cut for a ham band. There are close to half a million commercial mobile rigs already licensed... with thousands added every month. Each one means folding money to the FCC-required maintenance man... quite often an amateur. That's why **LAMPKIN METERS**... with a 2nd class commercial ticket... can mean money to you!

NEW booklet: "HOW TO MAKE MONEY IN MOBILE-RADIO MAINTENANCE!" For your copy... plus complete data on Lampkin meters... mail coupon today!



LAMPKIN LABORATORIES, Inc.
Mfg. Division, Bradenton, Florida


At no obligation to me, please send Free booklet Technical Data

Name _____

Address _____

City _____ State _____

LAMPKIN LABORATORIES, INC., Bradenton, Fla.



MEASUREMENTS' MEGACYCLE METER

Available in the Following Frequencies:

Model 59 —2.2 Mc to 400 Mc

Model 59 UHF—430 Mc to 940 Mc

Model 59 LF —0.1 to 4.5 Mc

A versatile "grid-dip" meter widely used by engineers, servicemen and amateurs in television, FM, and for many other applications.

MEASUREMENTS CORPORATION
BOONTON  NEW JERSEY

AN/APR-4 COMPONENTS WANTED

In any condition. NEW HIGH PRICES. Also top prices for: ARC-1, ARC-3, APR-1, APR-5A, etc.; TS-34 and other "TS-" and standard Lab Test equipment, especially for the MICROWAVE REGION; ART-13, BC-348, BC-221, LAE, LAF, LAG, and other quality Surplus equipment; also quantity Spares, tubes, plugs and cable.

ENGINEERING ASSOCIATES

434 Patterson Road

Dayton 9, Ohio


MEN TRAINED IN ELECTRONICS

Interested in career with established company furnishing offshore electronic surveying service in Gulf Coast area. First or second class radiotelephone license required. Write Lorac Service Corporation, P. O. Box 6842, Houston, Texas.

ELECTRONIC FUNNEL

NET ..
\$74.50

NEW
AUDIO
VOLUME
COMPRESSOR



SOONER ELECTRONICS

6239 EAST KING PL. TULSA OKLA.

SEE OCTOBER
'54 QST
ARTICLE ...

DXCC NOTES

Announcement is hereby made of the addition to the ARRL Postwar Countries List of two new countries. For purposes of identification these will appear on the list as Saint Martin and Sint Maarten. Saint Martin will encompass all French territory within the limits of 17 and 19 degrees north latitude and 62 and 64 degrees west longitude. Sint Maarten shall serve to designate Netherlands territory within these same boundaries.

DXCC credit will be given starting July 1, 1955, for creditable confirmations dated on or after November 15, 1945. This will permit foreign amateurs to start receiving credits at the same time as those in U. S. A. Confirmations received prior to July 1, 1955, for these countries will be returned without credit.

In future ARRL DX Competitions, those making contact with amateur stations located in either Saint Martin or Sint Maarten may claim credit for a separate country in accordance with DXCC rules.

DX CENTURY CLUB AWARDS

HONOR ROLL

W1FH...258	W3BES...248	W3JTC...245
W6VFR...254	G2PL...247	W6SYG...245
W6AM...253	W3GHD...246	PY2CK...245
W6ENV...251	W6MEK...246	W2AGW...244
W8HGW...251	W6SN...246	W3KT...244
W9YXO...250	W8NBK...246	W6MX...244

Radiotelephone

PY2CK...238	W1MCW...215	W9RBL...210
W1FH...230	XE1AC...214	W3JNN...209
VQ4FER...227	W1NWO...214	W9NDA...209
ZS6BW...223	W8HGW...214	SM5KP...207
W1JCX...215		W6DI...205

From February 15 to March 15, 1955, DXCC certificates and endorsements based on postwar contacts with 100-or-more countries have been issued by the ARRL Communications Department to the amateurs listed below.

NEW MEMBERS

VP9G...155	W1LQQ...104	W5UUK...101
W0ANF...139	W6YRA...103	DL3NX...100
G3GFG...110	W2FCQ...102	DL3RM...100
W3MNG...106	OH9NV...102	G3TAD...100

Radiotelephone

W8JBI...122	W4IQG...110	W4JGO...100
11BSB...116	W4DOW...102	W7HXG...100
W3ECR...116	ZD1SW...102	W9GKX...100
	W8QJR...101	

ENDORSEMENTS

W6DZZ...240	W4EPA...153	W1NLM...130
W6ADP...232	W9LL...153	W9MQK...130
ZS6BW...230	W3JNM...150	K2BZT...125
W6GFE...219	W9VIN...150	W8EV...125
W2TQC...200	W8DFQ...147	W5UX...120
W8TAS...200	W8KA...141	ZS5LA...113
PA0LB...170	OZ3Y...141	W9VP...111
ZL4GA...170	W6YK...140	W2WDP...110
W9BQE...168	DL1YQ...139	ZL4CK...110

Radiotelephone

GN8MM...184	G6AY...160	W1PST...130
G3HLS...180	VP9G...152	ZP5CF...130
W4DCR...160	W8BKP...141	W3JNM...129
W4OM...160	W8TJS...132	W4BA...112
	11CQD...132	

W/VE/VO Call Area and Continental Leaders

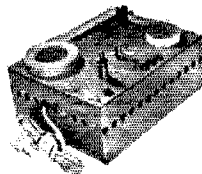
W4BPD...241	VE2WV...181	VE8AW...160
W5MIS...243	VE3QD...210	VO6EP...160
W7AMX...240	VE4RO...223	4X4RE...210
W9NDA...243	VE5QZ...140	ZS6BW...229
VE1HG...150	VE6GD...108	ZL2CX...235
	VE7HC...209	

Radiotelephone

W2APU...202	W6ATW...179	VE4RO...120
W4HA...177	VE1CR...120	VE7ZM...140
W5EGP...205	VE2WV...102	GD5AB...154
W7HIA...181	VE3KF...163	ZL1EY...130

FACTS ABOUT LEARNING **CODE**

Now — A PROFESSIONAL TELEPLEX IN
THE NOVICE PRICE RANGE



SENDS correctly timed signals from 5 words to 70 words per minute. Sixteen lessons. Its 110 volt A.C. motor makes it hold an even, steady speed. Code is received on the air over headphones; therefore, it should be learned with oscillator and headphones. Furthermore, an oscillator is an excellent device with which to learn sending.

YOU get TELEPLEX TWO PHASE, STEP BY STEP instruction. That means first you train your EAR to HEAR the signals in the same manner you hear spoken words. You learn only a few letters at a time. You advance step by step in an orderly manner. You may select for concentrated practice characters that give you trouble. You are never confused by jumping from one character to another without sufficient time to thoroughly learn the sound.

You get plenty of cipher groups that you will never memorize. Speed up to 25 words is child's play with TELEPLEX. Forty to fifty words certainly is within reason.

Send postcard for brochure describing **MASTER TELEPLEX**, the only Code Teacher that records your own signals so that you can see and hear just how you make your signals. (See it at *Blan's, 64 Dey St., New York.*)

NOVICE SPECIAL with 16 Lessons \$15.95 prepaid. Built-in oscillator with radio tube \$6.00 extra. Complete oscillator kit with tube; you wire it up \$4.00 (Oscillator or kit not sold separately.) Get it from your dealer or order direct. State your present code speed if any.

TELEPLEX CO. 415 G. Street
Modesto, California

SOUTHEASTERN HAMS!

We stock nationally advertised Ham parts

CURLE RADIO SUPPLY

439 Broad Street, Chattanooga, Tennessee
406 Meridian Street, Huntsville, Alabama

CHECK YOUR QSLs WITH . . .



DXERAMA



**FASCINATINGLY INTERESTING!
FOR OLDTIMER & NEWCOMER ALIKE**

Features 32 Operating Awards of Amateur Radio Societies in All Six Continents. With complete logging space for each

\$1.35 U.S.A. - Possessions **\$1.60** Foreign

LOG SIZE Order From Your Distributor or **64 PAGES**

Compiled By

Sam Fraim W3AXT

DXERAMA

R.F.D. 1, BOX 127
LANCASTER, PA.




Includes TPA DUF DPF



SKY-CASTER

READY - TO - USE



PRE-TUNED BEAMS

FOR DETAILS WRITE FOR CATALOG Q-3

HY-LITE Antennae INC.
Makers of Fine Antennas for AMATEUR - FM - TELEVISION
242 EAST 137th ST., N.Y.C. 51, N.Y.

PREMAX

"CA" BUMPER MOUNTING FITS ANY CAR

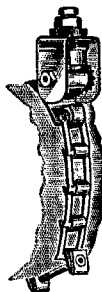
Mount Your Mobile Antenna without Drilling or Marring!

Even the massive bumpers of new 1955 cars can be outfitted with Premax's newly improved "CA" mobile antenna mounting, *without* spoiling chrome finish. Mounting includes extra chain links and braided copper wire ground lead. Ask your dealer for the "CA", or write,

Division
Chisholm-Ryder Co., Inc.

PREMAX PRODUCTS

5581 Highland Avenue, Niagara Falls, New York



Here's Why!

There's no drilling or damage to Bumper or splash-pan necessary. "CA" Bumper Mounting is fully adjustable with 9 links of chain. Add or remove links as needed!

HAM-ADS

(1) Advertising shall pertain to radio and shall be of nature of interest to radio amateurs or experimenters in their pursuit of the art.

(2) No display of any character will be accepted, nor can any special typographical arrangement, such as all or part capital letters be used which would tend to make one advertisement stand out from the others. No Box Reply Service can be maintained in these columns.

(3) The Ham-Ad rate is 30¢ per word, except as noted in paragraph (6), below.

(4) Replies in full must accompany copy. No cash or contract discount or agency commission will be allowed.

(5) Closing date for Ham-Ads is the 20th of the second month preceding publication date.

(6) A special rate of 7¢ per word will apply to advertising which, in our judgment, is obviously non-commercial in nature, and is placed and signed by a member of the American Radio Relay League. Thus, advertising of bona fide surplus equipment owned, used and for sale by an individual or apparatus offered for exchange or advertising inquiring for special equipment, if by a member of the American Radio Relay League take the 7¢ rate. An attempt to deal in apparatus in quantity for profit, even if by an individual, is commercial and all advertising by him takes the 30¢ rate. Provisions of paragraphs (1), (2) and (5), apply to all advertising in this column regardless of which rate may apply. To expedite handling of your copy please state whether you are member of ARRL.

(7) Because error is more easily avoided, it is requested signature and address be printed plainly. Typewritten copy preferred, but handwritten signature must accompany all authorized insertions.

(8) No advertiser may use more than 100 words in any one issue nor more than one ad in one issue.

Having made no investigation of the advertisers in the classified columns, the publishers of QST are unable to vouch for their integrity or for the grade or character of the products or services advertised.

QUARTZ—Direct importers from Brazil of best quality pure quartz suitable for making piezo-electric crystals. Diamond Drill Carbon Co., 248 Madison Ave., New York City 16.

MOTOROLA used communication equipment bought and sold. W5BCO, Ralph Hicks, 204 E. Fairview, Tulsa, Okla.

WANTED: Cash or trade, fixed frequency receivers 28/42 Mc. W9V1Y, Troy, Ill.

WANTED: Early wireless gear, books, magazines and catalogs. Send description and prices. W6GH, 1010 Monte Drive, Santa Barbara, Calif.

CODE slow? Try new method. Free particulars. Donald H. Rogers, Ivyland, Penna.

URGENTLY need AN/APR-4 items particularly tuning units for important defense contracts. New high prices. Engineering Associates, 434 Patterson Rd., Dayton 9, Ohio.

WANTED: ART-13 transmitters. Write James S. Spivey, Inc., 4908 Hampden Lane, Washington 14, D. C.

OUTSTANDING ham list always. Our prices on trade-ins of all amateur brands are realistic and down to earth. We feature Johnson National, Collins, Hallicrafters, Gonset, Elmac, Harvey-Wells, Morrow, Central Electronics and other leaders. We trade easy and offer our own time-payment plan tailored to fit you. All leading brands of new equipment always in stock. Write today for latest bulletin. Stan Burchette, W9BJV, Burghardt Radio Supply, Inc., Box 411, Watertown, S. Dak.

DONT Fail Check yourself with an up-to-date, time-tested "Sure-check Test." Novice \$1.50; General, \$1.75; Amateur Extra, \$2.00. Amateur Radio, 1013 Seventh Ave., Worthington, Minn.

ANTENNA for bandswitching transmitters up to 300 watts input, approx. 120 feet long, centered with 75-ohm line, 70 feet included, low SWR, tunes 80-40-20-10 meter bands. U. S. Patent 2,535,298. Each one tested for resonance on all bands. Send stamp for details. \$18.95 each, Latin Radio Laboratories, 1431 Sweeney St., Owensboro, Ky.

NEED ART-13. Ritter, 4908 Hampden Lane, Bethesda, Maryland.

FREE Bargain Bulletin. Visit store for thousands of unadvertised bargains. New BC610 tuning units TU-47, TU-48, TU-49, TU-50, TU-51, TU-52, \$5.95 each. Surplus RG-8/U cable, 100 ft., \$5.95; 250 ft., \$13.25, 500 ft., \$25.00. Selsyns, 110 volt size 5, \$12.95 pr. 1000 Kc standard crystals, \$2.95. Wanted: Surplus radio equipment. Navy synchros. Lectronic Research Laboratories, 719 Arch St., Phila., Penna.

RUBBER Stamp with your call letters, name and address, \$1.50; stamp pad with 100¢ cents. El Kay Stamp, Box 5-WT, West Toledo Station, Toledo 12, Ohio.

CALL SIGNS—Three color, reflectorized (glass-beaded), aluminum, 4" x 12", \$1.50 postpaid, includes mounting frame for car, rig or shack. Lackner, W9WHT, 2029 Bradley, Chicago 18, Ill.

MICHIGAN HAMSI Amateur supplies, standard brands. Store hours 0800 to 1800 Monday through Saturday. Roy J. Purchase, W8RP, Purchase Radio Supply, 605 Church St., Ann Arbor, Michigan. Tel. 8-8696, No. 8-8262.

SUBSCRIPTIONS, Radio publications. Latest Call Books, \$4.00. Mrs. Earl Mead, Huntley, Montana.

SELL: Vibrator power supplies, Model 2606 Hampack, 6VDC to 300VDC, 100 Ma., \$14; Heavy duty 5.6VDC to 420VDC, 250 Ma., \$25; 6VDC to 110VAC, 30W, filtered, \$17; combination 6VDC or 110VAC to 300VDC 100 Ma. and 6.3VAC, filtered, \$22; 6VDC to 110VAC 100W maximum, filtered, \$30. All commercially manufactured, in excellent condition. Miscellaneous other supplies. BC946 broadcast receiver with 110VAC supply, \$25. F.o.b. St. Paul, Minn. W9BUO, Charlie Compton, 1011 Fairmount, St. Paul, Minn.

UHX-10 wanted. Advise condition, coils and price. W1KJG, Box 295, Morrisville, Vt.

QSL Cards? Largest and finest variety. Samples 25¢ (refunded). "Rus" Sackers, W8DED, P. O. Box 218, Holland, Mich.

QSLs. Something new—Different—All printed in 3 colors or more on glossy stock, \$1.85 per 100. Preference when ordering such humorous, plain or modern. Be surprised. Satisfaction guaranteed. 2-day service. Constantine Press, Bladensburg, Md.

QSLs. Samples dime. Printer, Corwith, Iowa.

QSL-SWLS. Meade W6KXL, 1507 Central Avenue, Kansas City, Kans.

QSLs. Neat, reasonable. Samples 10¢. Cyrus Jones, W3EHA, 840 Terrace North, Hagerstown, Md.

QSLs: 2-color, 150 for \$2.00. Samples 10¢. Bob Garra, Lehighton, Penna.

QSL-SWLS. Varicolored specials. Samples 10¢. Snyder, W9HIU, 113 Harrison, Jeffersonville, Ind.

QSL! Modern designs and craftsmanship. Samples 10¢. Tooker Press, Lakehurst, N. J.

QSL-SWLS. Samples free. Backus Press, 5318 Walker Ave., Richmond, Va.

QSL-SWLS. Samples free. Bartinoski, W1VHD, Williamstone, N. J.

QSL-SWLS. Cartoons, Rainbow, others. Reasonable. Samples 10¢ (refunded). Joe Harms, 225 Maple Ave., North Plainfield, N. J.

QSLs: New, different. Samples 10¢. Graphic Crafts, Rt. 12, Ft. Wayne, Ind.

QSLs of distinction! Three colors and up, 10¢ brings you samples of distinction. Uncle Fred, Box 80, Lynn, Penna.

QSL-SWLS. High quality. Reasonable prices. Samples. Bob Teachout, W1FSV, 204 Adams St., Rutland, Vt.

CANADIAN QSLs! New designs, samples 10¢. Beynon, VE3WV, Collingwood, Ont., Canada.

QSL-SWLS. 100, \$2.85 and up. Samples 10¢. Griffith, W1FSW, 1042 Pine Heights Ave., Baltimore, Md.

QSLs, SWLS. America's Finest!!! Samples 10¢. C. Fritz, 1213 Briar-gate, Joliet, Ill.

DELUXE QSLs. Petty, W2HAZ, Box 27, Trenton, N. J. Samples, 10¢.

QSLs. Samples free. Albertson, W4HUD, Box 322, High Point, N. C.

QSLs! Two colors, \$2.00 hundred. Samples for stamp. Rosedale Press, Box 104, Asher Station, Little Rock, Ark.

QSL "Brownie." W3CJT, 3110 Lehigh, Allentown, Penna. Samples 10¢; with catalogue, 25¢.

QSLs! Taprint, Union, Mississippi.

QSL-SWL cards, Sensational offer, Bristol stock 500 1 color \$3.95, 2 color \$4.95, 3 color \$5.95. Super glass \$1.25 extra. Rainbow cards. Samples 10¢. QSL Press, Box 71, Passaic, N. J.

QSL samples. Dime, refunded. Roy Gale, W1BD, Waterford, Conn.

QSLs. Postcard brings samples. Fred Lydven, WINZJ, 454 Proctor Ave., Revere 51, Mass.

QSL-SWLS, as low as \$1.50 per color. Samples dime. Stronberg, P. O. Box 151, Highland Station, Springfield, Mass.

QSL-SWLS, Samples 10¢. Malgo Press, 1937 Glendale Ave., Toledo 14, Ohio.

QSLs. Nice designs. Samples. Besesparts, W3QCC, 207 S. Balliet St., Frackville, Pa.

FINE quality QSLs, 100, \$2.75. Oscar Craig, Newark, Arkansas.

QSLs: 10% discount to back-logging eager beavers. 15 samples, "Super-Speed Specials," 10¢. Robinson, W9AVH, 12811 Sacramento, Blue Island, Ill.

QSLs. Distinctively different. Postpaid. Samples free. Dauphinee, K6JCN, Box 06009, Mar Vista 60, Calif.

DELUXE QSLs. M. Vincek, W2INT, 117 Center St., Clifton, N. J. Samples dime.

N. R. M. Wholesale Radio, 286 Teaneck Rd., Ridgfield Park, New Jersey. HU 7-0715, for National, Gonset, B & W, Biley, Johnson, ICA, Eldico, Elmac, ARRL publications, Kelways, Dow, Peterson xtals. Mail order also.

HAMFEST! Another Big Annual Affair for the Midwest hams, the Hamfest and Friends—The Starved Rock Radio Club Hamfest, June 5, 1955. For details, see Hamfest Calendar or write W9MKS, Utica, Illinois.

XYL approved, the VS baby mobile antenna is beautifully chromed, only 4 ft. high. High Q, weatherproof plug-in miniature loading coils permit instant band changes. Top section resonates antenna to operating frequency. Becomes regular car whip when coil is removed. Perfect for 50-watt bandswitching transmitters. It's tiny but effective on all bands. Replaces regular cowl or fender broadcast whip. Easily installed in 30 minutes. Coils available 75 thru 10 meters. With all mounting hardware and one coil, \$12.95 ea. Specify hand. Other coils, \$2.75 ea. W6VS, Bill Davis, 225 Cambridge Ave., Berkeley 8, Calif.

2-METER aluminum Brownie beams, \$22 and up. Write to H. W. Snyder, W3LMC, 4330 Glenmore Ave., Baltimore 6, Md.

600 Watt Delux transmitter, all band with HT-18 VFO microphone DE-TVU4. Many extras. Write to VE3AUJ, 511 Peel St., Woodstock, Ont., Can.

NEW BD77 dynamotor: \$17.50. Trade for a 2-meter converter. Cliff Moir, Rte. 4, Bath, Me.

WANTED: All types aircraft & ground transmitters, receivers, ART-13, RT18/ARL, R5/ARN7, BC610B, BC221, mounts and parts wanted. Highest prices possible paid. Dames, W2EKU, 308 Hickory St., Arlington, N. J.

CENTRAL ELECTRONICS 10A \$99.95; Collins 32V1 \$109.95, 32V-2 \$495.00, 32V-3 \$599.00; Deltronic CD-144 \$99.95; Eldico MR-2 \$39.95, MD-40P \$39.95, TR-75TV \$39.95, A-300 \$19.95; Iico 144 \$15.00, 221 \$25.95, 315 \$39.95, 320 \$15.00, 360 \$49.95, 425 \$44.95, 950-H \$19.95; Hallicrafters S-38 \$34.95, S-40 \$69.95, S-41C \$21.95, S-42 \$79.95, S-43 \$129.95, S-46 \$250.00, S-7 \$159.95, S-7-1 \$49.95, HT-17 \$39.95, HT-18 \$69.95; Lettinge 240 \$59.95; Meck T-60-1 \$59.95, 1-60-2 \$69.95; National HFS \$99.95, HRO-M \$99.95, NC-46 \$64.95, NC-57 \$69.95, NC-58 \$119.95, NC-100X \$75.00, NC-200 \$79.95, SOJ-3 \$17.95, SW-94 \$34.95; other used items available; free list from CARL, W1BFT, Evans Radio, Concord, N. H.

WANTED: Your amateur or surplus transmitters, receivers, test equipment, especially ART-13, ARN-7, APR-4, BC-610, Teletype, 75A, 32V, ARC-1, TDQ, DY-12, BC-348, BC-342, BC-221, TS-173, etc. Cash, or trade for NEW Johnson Viking, Ranger, Hallicrafters, Hammarlund, Barker and Williamson, Elmac, Central Electronics, Morrow, Gonset, Telrex, Fisher, Pentron, Bell, National, Astatic, Vibronex, Harvey-Wells, Write Electronics, Box 19, Boston 1, Mass. Richmond 2-0048. (Stores: 44 Canal St., Boston, 60 Spring St., Newport, Rhode Island.)

FOR Sale: Meissner signal shifter. Late turret type. Used only a few hours building and testing a KW final. Looks new, \$50.00. W7CPY, 837 Park Hill Drive, Billings, Montana.

FOR Sale: Complete station, Collins 30K1 transmitter, 375 phone 500 e.w., 310E exciter, bandswitching 80 through 10; Astatic D104 mike, NC-183D recvr, relays, spare parts, guaranteed perfect condition. \$995 take all. Not sold separately. W5HEJ, F.o.b. West Monroe, La. 205 Circle 10.

FOR Sale: Meissner 150-B transmitter, 250 w., 813 final 1.5 to 12.5 Mc. converted to cover 10 m. and 20 m. bands. TVI filter. Single switch on front panel, changes to 250 w. ssb final. Hear it on 75 mornings or week-ends. Price \$250 with mike, key and spare parts. J. Taylor, W2OZH, Mt. Kisco, N. Y.

COLLINS exciter 310-B-1 coils and book: \$200. H. Johnson, W1BGB, 25 Taylor St., East Longmeadow, Mass.

WANTED: Bandsread coils for HRO SF or HRO5 or 7). Will pay cash or swap. Have for sale or for swap D104 mike with desk stand; Lettine 240 transmitter with all coils; Heath antenna tuner, Advance Elec. Relay 110v. co-ax relay, Frank V. C. Yates, K2DZS, 28 Wayside Lane, Trenton, N. J.

FOR Sale: Bassett Chamberlain cabinet trans, 200 W, out-1-w. fone, complete in gnd condx, with coils 10 to 80 m., x1 controlled and instruction book: \$125.00. Wm. Storrs, 133 Fifth St., So. Plainfield, N. J. W2MMS.

BC-312, converted, speaker, hopped up 2nd det., worked 130 countries: \$48.00. K2GNC, William Pfaff, R.F.D. 5, Huntington, L. I., N. Y.

SELL: Electro-Voice 210-S, SB carbon mike, \$16; LW-61, 2 mtr. converter, \$13. KN2JLT, Leone, 200 Park Ave., Medina, N. Y.

COLLINS 32V-3; in excellent condx and in original shipping cartons: \$500. J. L. Hollis, W3WUQ, 9401 Saybrook Ave., Silver Spring, Md.

SELL: New, material cost only, cash-carry 3 element 20-meter Midget beam, \$22; pair each, FM power line carrier receivers, 25 watt xmitters, all for \$300. J. P. Neil, 1567 College Ave., Palo Alto, Calif.

REAL Bargains! New and reconditioned Collins, National, Hallicrafters, Hammarlund, Johnson, Elmac, Barker & Williamson, Gonset, Morrow, Babcock, RME, Harvey-Wells, Millen, Meissner, Lyco, Sonar, Central Electronics—all others. Reconditioned S40A, \$69.00; S40B, \$79.00; S76, \$129.00; SX71, \$159.00; NC57, \$59.00; NC98, \$119.00; NC125, \$129.00; HRO60, \$389.00; HQ-129X, \$169.00; SP400X, \$259.00; 32V1, \$345.00; 32V2, \$445.00; 75A2, 75A3, 813 final, in gnd condx, with coils 10 to 80 m., x1 controlled, many others cheap, shipped on approval or cash terms. Satisfaction guaranteed. Write for free list. Henry Radio Stores, Butler, Mo.

EMERGENCY power for Field Day. Surplus 1000 volt @ 350 mils and 14 volt @ 25 amp. DC generators with attached relay control box. Can be driven from car motor or with a 1 1/2 to 4 HP gasoline engine. Flexible coupling and spare brush kit included, only \$14.95 F.o.b. Elkhart, Ind. Shipping weight 100#. Easco Communications Co., 2011 Goshawk Ave., Elkhart, Ind.

COLLINS 75A3 receiver, in perfect condition: \$445. A. H. Hardwick, W2VQ, 391 Trenton, N. J., Orange, N. J.

FOR Sale: 6 Eimac 250TH, \$15 each, 25 a pair; 5 Eimac 4-65-A, \$10 each; 2 RCA 100s, \$10 each, \$15 a pair; 3 2-4-G, 75¢ each, \$1.00 pair; Measurements Corp. pulse generator, Mod. 79-B, \$40; Bendix aircraft xmtr, TA-12-B, \$40; Bendix aircraft receiver, RA-10-B, \$25; all tubes brand new, money-back guarantee. Selling out. Send for list, W4UW Lemon, 3206 Oakdale Rd. S. W., Roanoke, Va.

VIKING II, \$225; Viking VFO, \$35; BC779 SuperPro with power supply, \$75; Eldico Electronic keyer \$15; BC-221-U, \$65; BC454 4.5 Mc. 110 v. 10, 20, \$45; plus many extras. Joseph Singer, W2RQJ, Hickory 6-0092.

FOR Sale: 10 dynamotors 6 volt in 425 volts at 375 mils outp., \$19.00 each. Precision E400 sweep generator, \$50. Robert D. Mersey, W2TXI, 118 Franklin Ave., Lynbrook, N. Y.

10 Meter mobile Motorola T-69-20-A w/p, cables, \$40; Tri-Band, Gonset converter, \$25. Noise limiter, \$5. All in excellent condx. W2EGQ, Reed, 329 Cook Ave., Middlesex, N. J.

SELL: 3-element 20-meter and 8 element 2-meter Hy-Lite beams. W2LFB, Azzara, 13 Shepard Pl., Nutley, N. J.

FOR Sale: SLR 12-B Navy recvr, in gud condx (less spkr). Made by Scott Radio Lab. Best offer takes it. Zaval, K2AWX, 202 Riverside Ave., Brooklyn, N. Y.

SELL: Lettine 240, \$49. K2FGW.

FOR Sale: PE103A brand new, in original sealed shipping crate, \$25. Also practically new Morrow 5BR-1 converter \$50. Gerald Drake, W9RVD, 211 N. Coler, Urbana, Ill.

FOR Sale: HRO complete with CE sideband slicer, in perfect condition, so guaranteed first \$400. VFO-GOV in cabinet with own power supply, most stable made. Freq. coverage w/am-ssb. A steal at \$100. W1CFH, 413 Ind. Bank Bldg., Providence, K. I., tel. DE 1-1317.

BC-348L modified 110 volt, \$65, with speaker I.S.-3; \$85. SCR-522 complete \$50. K. Horton, 26 Sherwood Road, Stamford, Conn.

MODULATOR for 1 Kw final, pair of 811s, Class B; Thordarson multi-match transformer; metered relay rack panel; power supply for above, two 866As, time delay, metered, relay rack panel. Both in excellent condition: \$100.00. W2RVD, 404 Jericho Turnpike, Mineola, L. I., N. Y.

\$26 Worth of valuable radio parts for only \$6! Here are a few of the usable parts you'll find in this Army Surplus power supply unit: 1 Ninety second time delay switch; 1 ad. pilot lamp socket assembly; 1 interlock switch, 125V AC, 1 amp; 1 filter cond. 1 pd. 50 VDC; 1 half wave 2 1/2 Hz, 2000 VDC; 6 rectifier tubes, 4836, 5000 V 25 ACD; 1 aluminum case, black crackle finish, 8" x 5" x 1 1/2"; 2 tube sockets, P STD ceramic; 2 plate caps, ceramic kit 8.36, etc.; 2 terminal strips, 3 term, \$6 each; 2 for \$10. Cash with order or C.o.d. Army Surplus Outlet, 91 N. Second St., Memphis 3, Tenn.

RECEIVERS: transmitters, repaired and aligned by competent engineers, using factory standard instruments. Collins, Hallicrafters, Hammarlund, National, Our nineteenth year. Douglas Instrument Laboratory, 176 Norfolk Ave., Boston 19, Mass.

SELL: Eldico TR75TV and Eldico 100 w. modulator. Both \$75. Going to higher power. Freeman, K2GZE, 196 Rockaway Parkway, Brooklyn, N. Y. Tel. Dickens 2-4219.

BC-221C with power supply for sale. Galbasin, W0MHN, 1801 Glen Moor, Denver 15, Col.

HAMMARLUND HQ129X for sale. Practically new and in perfect condition. Has the new HQ140X bandsread dial (covers the 15 meter band): \$170. Instructograph (A.C.) with oscillator and ten tapes also for sale. Used very little and in excellent condition, \$30. Want 75A-1 or H400-50. Dave Smith, K2CHS, The Choate School, Wallingford, Conn.

FAMOUS 500W 813 rig A-1 construction as shown in Jan. '54 QST and ARRL Handbook at cost of parts: \$175.00. W4AZU, 1713 Blanton Lane, Louisville 16, Ky.

SELL OR trade for complete ham transmitter: Motorola taxi base transmitter (FMTU 50B) and receiver (FMRU 16B) in operating condx. Write WISAW, Box 23, Needham, Mass.

ENGINEERING Degrees, E.E. major electronics, earned through home study. American College of Engineering, Box 27724 (D), Hollywood 27, Calif.

FIXED Station: BC-459 modulated, complete with 400 volt 300 mil pwr supply; Hallicrafters Super Sky Rider recvr. Will sell both for \$150 or trade for mobile equipment. Sam E. Lack, W5DOE, Box 219, Oakdale, La.

WANTED: 2-meter transmitter, converter and pwr supply. Jim O'Connell, 4224 Bobolink, Skokie, Ill.

COLLINS 32V-3 and 75A2A with factory installed mechanical filter, 813 xtal calibrator, I48C-1NBM adapter installed, both 3 Kc and 800 cycle filters included, plus speaker: \$1432 value factory tested and like-new. Best cash offer, F.o.b. accepted. Write or wire Charles W. Boegel, Jr. W0CVU, 1500 Center Point Road, N.E., Cedar Rapids, Iowa.

SALE: Heathkit AR-2 communications receiver, factory aligned, cabinet practically new: \$25. Dr. Solomon, 41 Westbrook Lane, Roosevelt, L. I., N. Y.

SELL: Hallicrafters SX-25. First \$80 takes it; Gonset Mobile VFO, \$15. W7RKC, Box 734, Carleton College, Northfield, Minn.

TRADE new Crown antenna rotor and like-new Philco pocket Oscilloscope for Lettine 240 or Globe Scout. Must be in very good condx. Bruce C. Vaughan, W5H1X, Springdale, Ark.

SELL: 60-watt phone transmitter; 807 final mod. with pair 616s, AB2, xtal cond with 2 doubler stages; 400 meter xtal and coils for 10 meter output furnished, rf and audio on same chassis; \$30; power supply for above transmitter, 600V, 300 Ma., 6.3V, 6A; uses pair 866As; \$22.50. Both transmitter and power supply very neatly wired and used very little. Used 1200-0-1200V, 300 Ma., power transformer, \$12.50; new Astatic JT-30 mike, \$5.00; new Heathkit AO-1 audio oscillator, \$17.50; new Heathkit SG-2 signal tracer, \$17.50; new Heathkit SG-8 signal generator, \$15.00. All neatly wired and in perfect condition. New Bud CPO-128A Codemaster, \$10. No trades. All inq. answered. W5LFB, W. L. Cook, 1614 Morson Rd., Jackson 9, Miss.

MEISSNER 150-B; VFO, 275w. phone, 80/10 mtrs. Many extras. Used 200 hours: \$75; Hallicrafters SX-25, \$75; "Mark II" mobile transmitter, new, \$275. W3MCO, Trumper, 155 Summit, Balwynwd, Penna.

BARGAINS: With new guarantee: R-9er, \$12.50; S-72, \$59.50; SW-54, \$35.00; S-38C, \$35.00; S-40B, \$79.00; Lycso 600s, \$139.00; S-27, \$99.00; SX-43, \$129.00; S-76, \$149.00; SX-71, \$179.00; SX-75 Novice transceiver, \$49.50; SX-42, \$189.00; HRO-50, \$275.00; Heath AT-1, \$25.00; HT-17, \$32.50; Meck 100, \$49.00; Globe Trotter \$49.50; Harvey-Wells Del. J. \$79.00; Viking I, \$209.50; Viking II, \$259.00; New SS-75, \$189.00; early HT-9, \$139.00; Globe King 400B, \$359.00; 32V1, \$395.00; 32V2, \$450.00; 32V3, \$550.00. Free trial. Terms financed by Leo, W0GFG. Write for catalog and best deals to World Radio Laboratories, 3415-27 West Broadway, Council Bluffs, Iowa.

SELLING new, unused Telrex beams: 5-E-20-15 M; 6E-10M. Box 62, Brooklyn 12, N. Y.

FOR Sale: 500W phone transmitter; Bud rack panel; PP 100TH final; 100TH buffer; VFO, name brand components; extra tubes; Theoradens, I48C-1NBM transformers in 5 power supplies; 10 and 20 meter coils. Priced to sell. W5MBP, Roberson, Jr., Box 293, Terrell, Texas.

SELL: PE-103, 807 mobile xmtr, mike, Motorola recvr, all cables. Need Meissner signal shifter. Gardner, 5333 Waterman St., St. Louis, Mo.

FOR Sale: NC-125 receiver with matching speaker, year old; maritime transmitter modified for broadcast use, meters, Command transmitters and receivers. W. Rathie, W0ESM, Grand Mound, Iowa.

HEATH AC-1 antenna coupler, wired \$10. Johnston, W3TDZ-809 Hampshire, Drexel Hill, Penna.

FOR Sale: Lettine 240 transmitter; Vibroplex Lightning Bug Deluxe. W1UJFZ, 3 Alder Lane, Burlington, Vt.

SELLING Kilenschmidt tape perforator with case and rectifier: \$150; GO-9 transmitter, 3 to 18 Mc., built-in temperature compensated VFO, 100 W. output, 803 final; matching 500 w. power supply: \$125.00. Ernest Hufnagel, 11 Post Road, Pompton Plains, N. J.

SELL: Bud VFO-21 coils for 10, 20, 40, 80. Best offer over \$20.00. W0NYL, Orville Braaten, 406 E. 9th, Morris, Minn.

SELL all or part; make offer: two Biley 500 kc. xtal type BC; two Westinghouse meters 0-10 amps, R.F.; Navy 1M frequency meter with modulation; in gud condx, no book; BC453-B. A. Holzmillner, 423 McElroy Rd., Mansfield, Ohio.

METERS: Two 5 ampere, radio frequency ammeters, jewel make, \$8.50 each; one 0 to 500 DC milliammeter, jewel make \$7.50. All are used, but in A-1 condition. Nat G. Scott, Myrtle, Miss.

FOR Sale: Mobile rig, complete; Stancor xmtr, PE103, 2BR conv., mike, cables, whip, \$85.00. Alexander Amato, W8SKT, 5980 W. 130th, Cleveland 30, Ohio.

EVSCO 600, excellent; \$80.00, less shipping costs. W8OZL, Simmons, 538 W. Walnut, Ashland, Ohio.

HALLICRAFTERS S-36, in exc. condx: \$70.00; 2000 VCT 200 Ma. Chicago Transformer, \$10.00. Ben Logan, W8LUW, LeRoy, Ohio.

WASHINGTON Area: High power phone/c.w. rig: 3000V 650 Ma.; power supply: 4-250A final, completely protected with relays and special circuits. TVI suppressed; NC-173, HF 10-20, frequency standard, 61 ft. Vesto tower, rotor, synchros; big 20-meter beam, many other components. All priced for a quick sale. Cdr E. P. Bonner, USN, W4MXP, JE 3-7862, Falls Church, Va.

BUILDING UHF xmitting station. Desire second hand equipment in good condition. Write to Alex Palecos, 144-64 Sanford Ave., Flushing 55, L. I., N. Y.

WANTED: Heathkit Q meter, Millen grid dipper and 300 watt Multimatch modulation transformer. Larry Kleber, Belvidere, Ill. **FREE** List: Miscellaneous equipments, tubes, transformers, capacitors, etc.; Seidman, W2GNZ, 1535 Longfield Ave., Bronx, N. Y.

SELL: Or trade: 1955 Automatic Rolleiflex Tessar f 3.5 lens; Rolleiflex BC flashgun, 35 mm. adaptor, 6 Rolleiflex filters, Rollei closeup lens, sets 1 and 2, and lenshood. Need: HKO-60 or 75A.3. WSLAK, c/o Mrs. J. L. Garrett, Loganville, Ga.

FOR Sale: Teletype Model 26 and 12. Some 15 parts. Navy FRA teletype terminal, W611H, 310 No. Rural Dr., Monterey Park, Calif. **SELL:** Or trade: New unused Harvey-Wells VFO. Wait G.D.O., 810's or what have you? W0SYA, Rosellini, 2619 So. Gaylord, Denver, Colo.

FOR Sale: NC-183D with speaker. Excellent condition; \$275. Will deliver within 40 miles. Harry E. Cudney, Jr., W3KNQ, R. D. Hewitt, N. E. Phone Upper Greenwood Lake 77-2192.

WANT to buy reasonably priced HO129X, KM-70, HO120X or similar receiver. Jackson CRO-2 color TV, oscilloscope, brand new condx; \$169. W0ZHI, Kirkman, 2444 De, Lincoln, Neb.

SELL: SX-71 with speaker, \$100; HT-18 VFO, \$60, xud condx. Henke, W9FCF, 1503 7th St., Wausau, Wis.

SELL: Collins PT 70B-7, W6VS all-band mobile antenna, GR decade box, beam rotator, relays, teletype perforator. Long list for a 3¢ stamp. W9ERU, 2511 Burnmont Rd., Rockford, Ill.

SELL: Millen grid dipper, \$40; BC-221, \$75; Heathkit audio generator, \$20; Dumont 3" oscilloscope, \$60; Gonset Triband with motor revr, \$35; Motorola 10-meter xmitter with mike and all cables, \$40. All equipment in new condition. E. C. Zamber, 633 N. Penn, Indianapolis, Ind.

ATTENTION VHF Ham! For sale: Telvar 1-60 xmitter, 60 watts output; 80 meters VFO controlled exciter, wonderful speech amplifier in sep. pwr supplies each stage; coils for 10-20-40; Variac, overload relays throughout; worked 80 foreigners one year with 47 confirmed; TVI suppressed, a complete rig for \$900, or best offer. 2000 volt at 300 milla pwr supply, \$50.00; pair new JAN 4-1000A xmitter tubes with all. Trans. \$75; pr. UTC smoothing and swing choke, 3KV 1 amp, new, \$30; new ARC-4 transmitter \$25; BC609 transistor for 75 meters, \$35; Westinghouse dynamotor 410 volts @ 275 mills, \$12.50; BC306A aut. tuner, \$5.00; any reasonable offer considered. S. Ades, W3WQN, 9700 Marshall Ave., Silver Springs, Md.

VERTICAL antenna for 20-40-80M, all material and information included; \$59.50. No C.o.d. El Cajon Electronic Engineering, 720 So. Johnson Ave., El Cajon, Calif.

SELL: New BC-348P and LS-3 speaker and dynamotor, converted for 110 v. Guaranteed perfect; \$80.00. Archie Foster, Colton, N. Y.

FOR Sale: Tecraft cascade 2-meter converter. Output 14-18 Mc. In good condx. Complete with tubes and xtal; \$25.00. Philip Mooney, W1NICZ, Watertury, Vt.

SALE: Sonar 100w, 120w C.W., all-band, newest model, factory-wired transmitter and power supply with VFO and filter. Best offer over \$175. Sonar 3-band mobile receiver 20, 10 and 75, complete with filtered Mallory Vibrapack, new condx, \$60.00; National NC-125 receiver with speaker, \$125.00, new condx. Herb Holzberg, W2FCI, 125 Hobart Ave., Rutherford, N. J. Tel. Webster 9-1101.

FOR Sale: New Viking Ranger, HQ-129X, like-new, with matching speaker; \$350.00. For info, Lexington, Ky. **SELL:** 11F or late model Rolleiflex in trade. W4JFB, Congleton, 1244 E. Cooper Drive, Lexington, Ky.

SELL: TBSSOC Bandmaster Sr.; \$50.00; Morrow 2BC converter, \$25.00; Gonset 10-11, \$12.00; Knight factory-wired VTM, \$16.00; BC1206, \$5.00; Stancor 120 watt A2908 Mod. xfrm, \$10.00; 2 Thordarson 700 mill T15C56 chokes, \$7.00 each; converter 6V dc in-110 v, 60 cycle, 25 KVA outp., \$7.00; 3 dynamotors, 6V dc inp. 250 V 60 mls outp, 6 V dc inp. 250 V 140 mls outp, and 12V dc inp. 680 V 210 mls outp. Make an offer. W9GBS, Schachte, 6020 N. Neva, Chicago 31, Ill.

FOR Sale: New and used Gonset mobile equipment, also two and six-meter Communicators. R. T. Graham, W1KTI, P. O. Box 23, Stoneham, Mass. Tel. ST: 6-1966.

WANTED: SX-28A receiver. State price and condition. W8AKY, Kelch, 2857 Ambler Ave., Cleveland, Ohio.

FOR Sale: SX-16 newly aligned and tuned, excellent condx; \$55.00; matching hi-gain Brownly selector \$12.39. Mca. \$15.00. Both units, \$68.00. Gordon 1 KW antenna switching relay, new, \$7.00; PE-94, \$1.50; 3 1/2" DB meter, new, \$4.00; Mallory Vibrapack 12v. input 300v. @ 100 Ma. output, \$8.00; Weston Laboratory a.t. output voltmeter, Mod. 687, new, \$20.00. First check buys. All shipped postpaid except revr and PE-94. Spencer Tucker, W2HLL, 51-10 Little Neck Parkway, Little Neck 62, L. I., N. Y.

FOR Sale: 600 watt conservatively rated xmitter in Bud deluxe 667 cabinet, using 4-250 A tube into antenna tuner, Class B modulated by pair of 838's. Separately wired for final amp mod. All TVI suppressed with Collins 310B1 as remote driver unit. Will sell amplifier modulator unit without Collins 310B1. Can be converted to high power line for SSB. Any reasonable offer will not be refused. Sil Thompson, W5BUF, 6460 Vicksburg St., New Orleans, La.

FOR Sale: Viking Ranger, \$175.00; TBS-Cost with power supply, \$65.; P.P. 813 final 10-20-75 meter coils. Cost \$175 to build as per 1952 Handbook. Sacrifice for only \$85.00. Sonar low pass filter LP-7, \$10.00. Frank Harrington, W1ERX, 34 Emerson St., East Norwalk, Conn.

FOR Sale: Complete 130-watt xmitter, phone c.w., 6146s final, 807s mod.; pl-amp bandswitching 80-40-20 vfo. VFO. In 17" Bud cabinet, and in excellent condx; \$110. New BC375 mod. xfrm, \$2.00; Heath resistor and condenser substitution boxes, \$3.50 each. JT-30 mike, \$8.00; WSGXH, Gordon, 520 So. Second, McAlester, Okla.

NOVICES! For sale. AT-1, \$22.00, hot AR-2, \$35.00. Thiele, W8RBW, 14006 Ardenall, Cleveland 12, Ohio.

SELL: 32V1 and 75A2, both in excellent condx; \$325.00 each, Saitus, K0AVE, 925 S. Ardenall, Cleveland, Ohio, 12.

SELL: RT-19/ARC-4 complete unit, \$30. John McLaughlin, 405 S. Hartwell Ave., Waukesha, Wis.

FOR Sale or Swap: Eastman Kodak 16mm silent movie projector, \$35; Castle Films \$5 each. General Electric LB-530 portable radio, \$35; Consumer's Research triode amplifier, \$25; Pickering 230-H preamplifier, \$17.50; Garrard RC-65 record-changer, GE cartridge, \$15; Motorola car radio, control head, cables, \$12.50. All guaranteed in exc. condx, priced f.o.b. V. R. Hein, 418 Gregory, Rockford, Ill.

2-Meter beams; 6 element, horizontal or vertical, all seamless aluminum, \$6.95 prepaid. Wholesale Supply Co., Lunenburg, Mass.

TRADE: two new, coin-operated Popperette vending machines in factory-sealed cartons; automatic popping and dispensing of popcorn. Money-makers for stores, service stations, drive-ins, taverns. Cost \$900. Trade for high quality transmitter and receiver. W9EFV, Graham, 419 So. Oakwood, Angola, Ind.

DELUXE KW rig, all bands \$500; Deluxe exciter \$150.00. Deluxe mobile rig, 3-band, VFO automatic bandswitching, complete, \$150. Don M. Lidenton, 701 Poplar St., Poplar Bluff, Mo.

WILL Pay \$150 for good clean AN/ARC-1 20-channel preferred. Also BC-610E, BC-614E, BC-639, BC-729, BC-221, TCS and others. Cash for Sig. Corps, Navy, Air Force stock catalogs; maint. and instr. TM's for war surplus equipment. Amber Co., 393 Greenwich St., N. Y. 13, N. Y.

FOR Sale: HRO-60, coils A, B, C, D; in perfect condition, in original carton. R. E. Ridenour, 839 Wildwood Parkway, Baltov, 16, Md.

PRACTICALLY new Elicido TR-1TV xmitter; 3000 watts fone c.w., 1TVI suppressed; W4JFB offer; All inquiries answered. Saporis, 916 West Charles, Champaign, Ill.

EUROPEAN Bargain! Sell sponded all-band KW amplifier, two 4-400 final, two 250TH modulators, 3 power supplies, best parts, beautifully built in 6 ft. enclosed commercial cabinet, worked 140 countries in one year. Will sacrifice at price of \$490, time payments or cash. Lt. Col. Lloyd Colvin, DL4ZC, 4th Signal Group, APO 403, Heidelberg, Germany.

FOR Sale: BC-348-R 110VAC, \$65; Hallicrafters SX-25 with matching speaker, \$65. All in excellent condx. All inquiries and f. o. b. Birmingham, Ala. James Johnson, W4KPU, 301 Crest Dr., B'ham 9, Ala.

VIKING II and VFO, in perfect condx; \$250. Marcel Valois, W5FYC, Box 488, Covington, La.

FOR Sale: Viking II with VFO; \$260. Used less than 25 hours. G. E. Driscoll, W9RHE, 6920 N. Medford, Chicago, Ill.

SELL: 32V-3, like new, \$525; Teletype TG-7-B (Mod. #15) complete; 75A-2, Dumont #241, HRO, NC-100, 12,000 ohm dpdt relays, Model 12, 26, 21A teletype. Tom Howard, W1AFN, 46 Mt. Vernon St., Boston 6, Mass. Tel. Richmond 2-0916.

SACRIFICE because of sudden total deafness, new 75A3 with mech. filter, 32V1; BC1016 ink tape recorder; Panadaptor, \$750 all or sell items separately. Claude Sweger, 16 Buccaneer Drive, Corpus Christi, Texas, W9BTV.

FOR Sale: McMurdo Silver 90w signal generator; \$25; National HFS revr with pwr supply; \$75; B-10 HV plate transformer; \$50. Will ship anywhere. W. Wehe, W6VZB, 16080 Cambrian Dr., San Leandro, Calif.

FOR Sale: Fascinating selection of radio, radar, transmitting, receiving and ham gear sold by the piece or by the pound. Step in, browse around and make some real buys. L. Katz, 2901 W. 37th St., Brooklyn, N. Y. Tel. ESplanade 2-3766.

BARGAINS: K. W. Tel. ESR supplies and components; SSB builders note X'rmers, chokes, condensers, 6 ft. cabinet, \$125; 2 smaller ones, 4'6" cabinet, \$120, proper filter with relays and cables, \$20; commercial rotator with control box, relays, \$40; mod. xfm's 500 and 125 watt, Q5'er, \$12; 805, 810, 833A, 540, other items too numerous to mention. State your needs. All top quality gear. W7NRB.

WILL sell or trade for good receiver; 1 1/2 KW xmitter with power supplies; VFO bandswitching exciter, 813 final; surplus Command xmitters and revrs for 80 and 40; pp 35T final with spare tubes; surplus TV's. No reasonable offer refused. K6CIM, Farrant, 2490 Middlefield, Alameda, Calif.

COLLINS 32V3 xmitter, like new, \$525; PE103 dynamotor, like new, \$25; Stancor P-6315 power xfrm, new, never used, \$7; Stancor A-3893 polyedance modulation xfrm, \$6, new, never used. Don DeShazo, Jr., W9BVC, 529 Blackstone Ave., LaGrange, Ill.

TV camera and xmitter: RCA type CRV-59AAA, ideal for ham or closed circuit TV. Never monkeyed with. Original cost \$225. Best offer accepted. R. T. Tucker, 2175 N. Star, Columbus, Ohio.

SELL: National HRO-50, in excellent condx, \$235; Viking Mobile xmttr, also exc. condx; \$65. Wendell Kollen, W8LEO, Rte. 3, Holland, Mich.

75-WATT c.w. bandswitching (160 through 10) transmitter kit, \$59.95. Includes socket for external modulator. Hart Industries, 467 Park, Birmingham, Michigan.

SX-7 for sale, like new. Best offer. Going away to college. William Ross, W4VJL, 28 Prospect, Berea, Kentucky.

WANTED: 160-meter bandspread coils for FB7. Shields, W3OKP, 584 Ardore Rd., Williamsburg, Penna.

ELIDICO TR-1TV with antenna tuner and VFO, 3 months old, \$45.50. Glo-King, 400B with coils for 80, 40, 20 and 10 meter bands; spare V-70D's and 5514s, and 300 ohm low-pass filter, \$350. Bryson Lowman, W4TTH, 1009 Northwood St., Columbia 2, So. Carolina

MEISSNER VFO unit, 25 watts on all bands, TVI suppressed, complete manuals. K2GFG, 76 Hewlett St., Rye, N. Y.

"DANGER High Voltage" attractive sign for transmitter or wall 7" x 10" baked enamel on 30 gauge steel, \$1.25, shipped prepaid. No C.o.d. Ferth's, Box 37, West Hempstead, L. I., N. Y.

COLLINS 310B-3, like new, no changes, little use by single owner. In original carton with manual; \$200. R. B. Parker, 38 Ayer Lane, Harwichport, Mass.

WANTED: All tubes, transmitting, receiving, industrial and microwave. Surplus equipment, receivers, transmitters, standard electric timers, test equipment, tube checkers, Hickock, any condition. Will buy surplus for surplus. Your best deal is with "TAB", 111 Liberty St., N. Y. C., N. Y.

WANTED: Side-swiper key. "Pete" DeKing, Jr., Luverne, Minn.

WANTED: LM frequency meter manual. Please give number and price. R. H. Strid, W1RUU, 234 Washington, North Easton, Mass.

HAVE S-40B rcvr, TR-75TV xmtr (factory-wired); Instructograph with self-contained oscillator, elec. motor, 10 tapes); J. C. Higgins Model 50 30.06 rifle with 4x (scope and case. All above in like-new condition. Want factory-wired Viking IIxmtr, with Viking VFO and Matchbox in same condition. How will you trade? R. J. Hochhalter, W7UTL, 3180 Lawrence, Salem, Oregon.

FOR Sale: Harvey-Wells TBS-50D and APS-50, never used: \$95. Jack Mowry, 2164 Oakdale, Cleveland 18, Ohio.

MOBILEERS! Send now for your free copy of Mobile Antenna Design. We cater exclusively to supplying the needs and answering the problems of the mobile ham. Write to Skyline Electronics, Ham Division, 5835 W. Chicago, Chicago 51, Ill.

COMPLETE Station sale: KW transmitter, complete with power supply, coils, tubes, contained in three matching, heavy-duty steel cabinets stocked on roller base; modulator and final both having pair of 304TLs, five meters plus built-in lambda modulation (scope); Supreme AF-100 transmitter, AM-1CW-FM-VFO-xtal with 4-65A final used as exciter; Astatic T-3 mike; SX-42 rcvr with matching speaker; BC-221-N converted frequency meter; Gonset converter; Freco beam rotator; Instructograph with 11 tapes; BC-342-M receiver with LS-3 speaker; metered heavy-duty line transformer; Variac, coax cable; extra tubes. All for \$600 cash and carry. W4VMP, Linder, 5515 Danley Lane, Richmond 28, Va.

MUST make room for new offspring. All equipment purchased new in the last six months. Central 20A, factory-built, HQ140X, side-band slicer A, and BC456 VFO converted by Central. All or part. Paul E. Stone, W9BFX, 518 Congress St., Green Bay, Wis.

WANTED: RME-45 and DB22A and VHF152. Can use an RME 43 or RME50. Have for sale base reflex cabinet, C. Gerst, 2674 W. 25th St., Cleveland 13, Ohio.

FOR Sale: SCR522 converted 2 meters. Everything but antenna ready to go: \$40. Amtran KW xtrmr \$40; Millen 90700 VFO, \$20; 90800 with coils, four bands, \$22.50; KW final pp 813s, coils four bands, \$40; other gear. Write to Wicht, W5FGE, Hattiesburg, Miss.

COLLINS 32V-3 in original carton: \$500; factory wired Multiphase 20A with QT-1, \$225; Elencor PA-400SSB amplifier: \$200; Harvey-Wells TBS-50D, \$75; RME-MC55 converter, \$42; brand new T-126/ARC-5 2-meter transmitter, \$25. WIRMS, Oser, 198 Euclid Ave., Waterbury, Conn.

FAMOUS DXCC transmitter for sale in 2-66 inch Par-Metal racks; 1 KW input, 810-S push pull final, 805-S class B modulators; Stromberg-Carlson speech amplifier; Millen exciter and oscilloscope; high voltage power supply; Variac controlled transmitter, used on 10 meters. Can be used on 15 and 20 by installing proper coils. Also extra tubes, Cheap! D. W. Keefe, W2MFS, 37 Highridge Road, Hartsdale, N. Y.

FOR Sale: Lyco 600 #100, Harvey-Wells TBS-50D, \$85; VFX-680, \$20; SOJ-1, \$15. All in gud cond; Carter Genemotor 6v in., 400VDC, 375 Ma. outp., new, \$30. All F.o.b. Louisville, Misc. small parts. List for self-addressed, stamped envelope. W4YDN, Art Crain, Jr., 105 Seminole Crt. Louisville 8, Ky.

SELL: National 183-D with matching speaker, \$235; Gonset 2-meter converter with noise clipper, \$25; Viking VFO \$25. All in exc. cond. W2ULS, G14-3219, Ridgewood, N. J.

SONAR 2-meter rcvr, \$30.00; Sylvan crystal-control 2-meter converter, \$25; Navy model HRO rcvr, 5 sets coils, with power supply in rack mounting, \$50; Variac tape puller and four 1600 ft. reels of code tape Candler System, \$25; 2-meter 4-el. beam, \$6.00; 8-el. beam, \$10. Sundry parts. Send for list. 522 rcvr converted, \$15.00; Saul H. Schachet, W2HNG.

SELL: 500-watt deluxe SSB transmitter in cabinet rack. Five illuminated meters behind glass panel. Lattice exciter, voice control, VFO, pi-network final, by-passed for TVI suppression. Details on request, \$350, crated. Also walnut operating desk, p. 495, 1952 Handbook, \$35. W4HAV, J. A. Fulmer, 35 Vernon Lane, Ft. Thomas, Ky.

WANT: Policalarm M-51; low or hi-freq. handie-talkies; Eldico EE-2, Ed Howell, W4SOD, Lerton, N. C.

SELL: HT-9 xmtr, all band. In excellent condx. 150W c.w., 130W phone. Very effectively TVI-suppressed. With manual, \$125. Home brewed PR2s, 300W phone and 100W c.w. 6 ft. rack; R. E. section needs TVI suppressing. Make offer. Drake low pass, \$6.00. Locals preferred. W2NHV, D'Onofrio, 26 Eaton Road, Hicksville, L. I., N. Y. HI 3-6417.

HIGH Q, all band antenna coils for center-loaded mobile antennas. 10-80 meters. Tapped on both ends for 3/4" studs. Price: \$7.95; Universal Measurements Co., 44110 Heaton, Lancaster, Calif.

SELL: Elincor lo-meter beam, 50' of RG-8U, rotator and wire, chimney mount: \$40. W9MSB, Pass, 33 Briarcliff, Clayton, Mo.

SELL: Globe Scout mod. 40-A, with Lyco mod. 382 V.R. VFO. Like new, \$95. Fred Kurz, W9VTO, 2711 W. 29th St., Zion, Ill.

LOW loss open wire line antennas for all ham bands, complete kits \$4.95 and up, or completely assembled extra by antenna experts; 35 years' experience. "Antenna Joe" Gibbons, K2EF, 18 Liberty St., Port Jervis, N. Y.

HIGH Power final 4-125As. Sell for less than cost of parts. W3KJ.

General License theory training course, tuition free to members of adult educational center; will begin in May, evenings. Applications must be in by May 5th. Contact Schachet, W2HNG, 135-30 232 St., Springfield Gardens 13, L. I.

FOR Sale: QSTS complete from first issue through 1940. Personal collection of late A. A. Hebert, W1ES, ARRL Treasurer. Bound in volumes, first-class condition. Includes special issue selling ARRL bonds after War I. Make offer. Write Secretarial Dept., ARRL Hq.

CRYSTALS: Precision units 3500 to 8700 Kc. ±1.50. Exact frequency in our oscillator, \$2.00. Breon Laboratories, Williamsport, Penna.

NEW and used Motorola, Link, RCA, G-E, etc., FM commercial communications equipment bought & sold. Allan M. Klein, W2FOU, 95-33 225th St., Bellerose, L. I., N. Y. Phone FL 4-3394.

WYOMING Hamfest, July 23-24. South Fork Inn, 18 m. west of Buffalo, attend Annual Wyoming Hamfest. Write Bob Miller, W7QPP, Pres., 362 E. Loucks St., Sheridan, Wyoming

Test your QRK*

THIS little quiz is based on articles appearing in *QST* for March. How much do you remember from the issue of two months ago?

1. What is the least noisy vacuum tube amplifier?
2. What benefit is gained by "fan-ning" elements of a beam antenna?
3. Multivibrators are usually used to divide the frequency of a crystal oscillator by a factor of not more than _____.
4. What adjustments at the transmitter will affect the s.w.r. in the transmission line?
5. What bill of interest to amateurs is pending in Congress?

How you scored doesn't matter too much. The important question for any active amateur is "What magazine covers the whole of amateur radio—regulatory matters, operating activities, and first class technical articles?" . . . and the answer is: *QST*. Is it delivered to your door every month?

QST and ARRL Membership

\$4 in the USA \$4.25 in Canada
\$5 elsewhere

The American Radio Relay League, Inc.

West Hartford 7, Conn.


ANSWERS: 1. The triode (*Low-Noise Receiver Design*, page 20) 2. Increased broadband characteristics (*A Compact Dual Beam for 20 and 40 Meters*, page 11) 3. Ten (*Frequency Marker with 50 kc Intervals*, page 14) 4. None (*Meet the S.V.R. Bridge*, page 30) 5. S. J. Res. 25, pertaining to Amateur Radio Week (*Happenings of the Month*, page 47)

* QRK — QST Reading Knowledge. It is also the International Q-Signal meaning "Your readability is . . .". You'll find *QST* always QRK 5 — Perfectly Readable.

Designed for



Application



90900 Series Cathode Ray Oscilloscopes

The No. 90902, No. 90903 and No. 90905 Rack Panel Oscilloscopes, for two, three and five inch tubes, respectively, are inexpensive basic units comprising power supply, brilliancy and centering controls, safety features, magnetic shielding, switches, etc. As a transmitter monitor, no additional equipment or accessories are required. The well-known trapezoidal monitoring patterns are secured by feeding modulated carrier voltage from a pickup loop directly to vertical plates of the cathode ray tube and audio modulating voltage to horizontal plates. By the addition of such units as sweeps, pulse generators, amplifiers, servo sweeps, etc., all of which can be conveniently and neatly constructed on companion rack panels, the original basic 'scope unit may be expanded to serve any conceivable industrial or laboratory application.

JAMES MILLEN MFG. CO., INC.

MAIN OFFICE AND FACTORY

MALDEN

MASSACHUSETTS



Index of Advertisers

Adams Electronics Corp.	143
Adirondack Radio Supply	128
Allied Radio Corp.	160
American Electronics Co.	112
American Radio Relay League, Inc.	
QST	157
Handbook	91
Single Sideband	145
License Manual	144
Library	139
League Emblem	138
Antenna Engineering Co.	109
Arrow Electronics, Inc.	149
Ashe Radio Co., Walter	127
Babcock Radio Engineering, Inc.	136
Barker & Williamson, Inc.	89, 137
Burghardt Radio Supply, Inc.	121
Burnell & Co., Inc.	149
Candler System Co.	140
Centralab	98
Central Electronics, Inc.	78, 79
C & G Radio Supply Co.	133
Chicago Standard Transformer Corp.	199
Cleveland Institute of Radio Electronics	116
Collins Radio Co.	2
Columbia Products Co.	134
Communication Products Co., Inc.	147
Crawford Radio	148
Curle Radio Supply	153
Dale Electronic Distributors	96
Dow-Key Co., Inc., The	140
Drake Co., K. L.	122
Dscrans	153
Eitel-McCullough, Inc.	87, 126
Electronic Circuit Supply Co.	144
Electronic Supply, Inc.	106
Electro-Voice, Inc.	Cov. 11
Engineering Associates	152
Equipment Crafters, Inc.	138
Ergas Radio	146
E-Z Way Towers, Inc.	141
Fort Orange Radio Distributing Co., Inc.	129
Gardiner & Co.	150
General Electric Co.	
Gonset Co., Inc.	130
Gotham Hobby Corp.	104
Hallcrafters Co.	4, 7, 77
Hammarlund Mfg. Co., Inc.	82, 83, 146
Harrison Radio Corp.	115
Harvey Radio Co.	111, 130
Harvey-Wells Elec., Inc.	89
Heath Co., The	30, 81
Henry Radio Stores	123
Hughes Research & Devel. Labs.	151
Hydro-Aire Inc.	143
Hy-Lite Antennae, Inc.	153
Instructograph Co.	144
International Crystal Mfg. Co., Inc.	93, 103
James Vibrapow Co.	
Johnson Co., E. F.	84, 85, 92, 142, 150
Kaye, John	151
K-W Engineering Works	126
Lafayette Radio	119
Lakeshore Industries	100
Lampkin Laboratories, Inc.	151
Lettine Radio Mfg. Co.	132
Lewis Co., E. B.	149
Lewis & Kaufman, Ltd.	135
Lorac Service Corp.	152
L W Electronic Laboratory	144
Mallory & Co., P. R.	95
Mass. Radio & Telegraph School	151
Master Mobile Units	137
Measurements Corp.	152
Metal Textile Corp.	148
Millen Mfg. Co., Inc., The James	158
Morrow Radio Mfg. Co.	141
Mosley Electronics, Inc.	97
National Co., Inc.	Cov. 11
Ohmite Co.	107
Palco Engineering, Inc.	145
Panoramic Radio Products, Inc.	90
Penta Laboratories, Inc.	108
Petersen Radio Co., Inc.	5
Philco Corp. (Tech-Rep. Div.)	120
Plastics Corp.	151
Port Arthur College	138
Precision Apparatus Co., Inc.	94
Premax Products	153
Radcliff's	142
Radio Corp.	Cov. 11
Radio Shack Corp., The	135
Radio Specialties, Inc.	101
RCA Institutes, Inc.	148
Relay Sales, Inc.	130
Rider Publisher, John F.	148
Selectronic Supplies, Inc.	140
Sonar Radio Corp.	134
Sooner Electronics Co.	152
Steinbergs Inc.	102
Sun Parts Distributors, Ltd.	147
Swartzlander Radio, Ltd.	150
Sylvania Electric Products	133
Tele-Diagnosis Co., Inc.	146
Teleplex Co.	153
Telrex, Inc.	151
Tennalab	126
Terminal Radio Corp.	125
Transtron, Inc.	147
Triplett Elec. Instrument Co.	124
United Catalog Publishers, Inc.	150
Valparaiso Tech. Institute	146
Vesto Co., Inc.	132
Vibroplex Co., Inc.	128
Western Distributors	142
Westinghouse Electric Corp.	117
Wind Turbine Co.	136
World Radio Labs, Inc.	113



NOW BEING SHIPPED

SEE YOUR SUPPLY HOUSE!




90 Watts
CW
75 Watts
Phone
ONLY
12³/₈" x 10¹/₂" x 6³/₄"
\$179⁵⁰*

Factory built and Tested
complete with tubes
less power supply
(Not a kit)


T-90 BANDMASTER TRANSMITTER

The Midget with a Mighty Punch!




APS-90 Power Supply
(115 V AC) **\$79⁵⁰***

It has been worth waiting for — this power packed dream transmitter with every feature for efficient operating under today's conditions. TVI suppressed — complete bandswitching — unmatched flexibility and versatility for either fixed or mobile operation.




VPS-T90
Mobile Power Supply
\$89⁵⁰*


ON THE WAY!!!



Speaker for
Fixed Station
Operation



Speaker for
Mobile Operation



R-9 Bandmaster Receiver

Physically an identical twin to the T-90 — Double Conversion — wide bandspread — complete with tubes and built-in AC power supply. 6/12 volt mobile supply available.


\$149⁵⁰*

STILL BEST IN ITS CLASS — TBS-50 with VFO

Finest 40-50 watt
rig you can buy.

Sr. Model \$111.50*
DeLuxe \$137.50*
VFO \$ 47.50*

Power Supply
APS-50 \$39.50*



SEND FOR DESCRIPTIVE LITERATURE

*Prices subject to
change without notice

Harvey-WELLS ELECTRONICS, INC., SOUTHBRIDGE, MASS.

ALLIED

your best supply source for
ELECTRON TUBES for every
Amateur & Industrial Use

IMMEDIATE DELIVERY FROM STOCK

ALL BRANDS IN STOCK

AMPEREX
CETRON
CHATHAM
EITEL McCULLOUGH
ELECTRONICS, INC.
GE • HYTRON
NATIONAL
RCA • RAYTHEON
SYLVANIA
TAYLOR
THERMOSEN
TUNGSO
UNITED ELECTRONICS
VICTOREEN
WESTINGHOUSE

ALLIED stocks for *quick shipment* the world's largest distributor inventory of receiving, kinescope and special-purpose electron tubes.

Whether your tube requirements are for your station equipment or for your work in industry, you can always depend on us for quick, efficient shipment direct from our huge stocks. To save time, effort and money—phone, wire or write to us for fast delivery.

ALL TYPES IN STOCK

Power Tubes
Rectifiers
Regulator
Microwave
Ballast
Ruggedized
Phototubes
Oscillograph
Sub-Miniature
Transistors
Diodes
Radiation Counter
Ignitrons
Thyratrons
Image Orthicon
Klystron
All Special
Purpose Tubes

FREE 308-PAGE BUYING GUIDE

Refer to your latest ALLIED Catalog for everything you require in Amateur gear and electronic supplies. Get every buying advantage: quick shipment from the largest stocks available; easy payment plan on Ham gear; unbeatable trade-ins; real help from our Ham staff. Yes, get everything you need at ALLIED. If you haven't a copy of our 1955 Catalog, write for it today.

*Everything for the Amateur
from one complete
dependable source*

ALLIED RADIO

100 N. Western Ave., Dept. 15-E-5 Chicago 80, Ill.,
HAMarket 1-6800

ultra-modern facilities to serve you best



*you can't log 'em
if you can't hear 'em!*

No matter what else a receiver does, it must pull 'em in! And that's just what the NC-183D does! Compare its **Iuv.** sensitivity (on 6 meters) and extremely low noise level with the highest-priced amateur receivers made (\$150 higher!) and you'll see why you'll hear more, log more on an NC-183D!

COVERAGE: Continuous from 540 kcs. to 31 mcs. plus 48 to 56 mcs. for 6-meter reception.

FEATURES: Two tuned R.F. stages. 3 stages of I.F. Voltage regulated osc. and BFO. Main tuning dial covers range in five bands. Bandspread dial calibrated for amateur 80, 40, 20, 15, 11-10 and 6-meter bands. Bandspread usable over entire range. Six-position crystal filter. New-type noise limiter. High fidelity push-pull audio. Accessory socket for NFM adaptor or other unit, such as crystal calibrator.

\$399.50



PRECISION-WOUND RF CHOKES

National makes a complete line of quality RF chokes, covering virtually every frequency range and every electronic need. In addition, National's engineering staff and production facilities are capable of winding chokes to any specifications for commercial or military applications. Write for complete information.

tuned to tomorrow

National 

NATIONAL COMPANY, INC.
61 SHERMAN ST., MALDEN 48, MASS.



Popular beam power combination for medium power. RCA-5763 takes up to 17 watts input CW, 15 watts 'phone; RCA-6146 takes up to 90 watts input CW, 67.5 watts 'phone. Both types are original RCA designs!


Leading Amateur Designs ... USE RCA TUBES

In the Heathkit DX-100, a single RCA-5763 beam power tube drives two RCA-6146 beam power types in parallel in the final—an ideal combination that is capable of delivering a "healthy" signal at a very modest cost.

Here's ONE basic reason—among many—why amateur and professional designers prefer RCA Tubes.

RCA High-Perveance tubes deliver high power output—at *lower plate voltages*. For you this means: (1) lower-voltage filter capacitors, (2) lower-voltage tank circuits, (3) more reasonable values of pi-network components, (4) fewer problems with rf and dc insulation.


RCA high-perveance power tubes—both beam and triode types—are available at your RCA Tube Distributor. For technical data, write RCA, Commercial Engineering, Section, E37M Harrison, N. J.



NEW EDITION! RCA Headliners for Hams

Completely revised, up-to-date data on RCA Tubes for amateur transmitter applications. Free—from your Tube Distributor.

Final Amplifier of the Heathkit DX-100, showing two RCA-6146's in parallel.



RADIO CORPORATION of AMERICA
ELECTRON TUBES
HARRISON, N. J.