

QST

*A Magazine published
by the American Radio
Relay League in the
interest of Citizen Radio*

**QRM
BABIES**

**TRANSATLANTIC
TESTS
THIS MONTH**

ARRL

**"B'GOSH, I'LL
TRADE NAA
FER IT"**

**December
1921**

20¢

*Slide DAP R
87L*



EQUIPMENT FOR WINTER RADIO ACTIVITY

The 1921-1922 Radio Season is at hand—
Equip your station with dependable apparatus.

"MAGNAVOX" R3

RADIO TELEMEGAFONE—The loud speaker you will ultimately purchase. Just the equipment for home Radio concerts. No station is complete without a loud speaker. PRICE \$45.00.

WESTINGHOUSE "DA"

TUNER—The tuner everyone is talking about—easy to operate, conveniently connected, highly efficient, stable adjustment, Armstrong regenerative circuit Wave length range 180-700 Meters. PRICE \$65.00

"YALE" 6T60

Storage Battery, 6 Volt, 60 Ampere hour rating; The most popular battery for filament lighting. Note the low price. \$18.00

WESTINGHOUSE "RC"

Shortwave regenerative receiver, Combination of Tuner, Detector and Two Stage Amplifier. One Cabinet, high efficiency, compact. PRICE \$125.00

"RADIOTRON" VACUUM TUBES

UV200, Detector-Amplifier (soft) \$5.00
UV201, Detector-Amplifier (hard) 6.50
UV202, 5-Watt Transmitting
Tube 8.00
UV203, 50-Watt Transmitting
Tube30.00

C.W. POWER TRANSFORMERS

Acme 50 Watt 350 Volt, Mtd. \$15.00
Acme 50W. 350 Volt, Unmtd. 12.00
Acme 200W. 350-550 V. Mtd... 20.00
Acme 200 W. 350-550 V. Unmtd. 15.00
Acme 500W. 1000-1500 V. Mtd. 25.00
Acme 500W. 1000-1500V. Unmtd. 20.00

MURDOCK No. 56

The New Murdock Radio Headset. Firmness, Strength and durability characterize its construction. Complete Double Set. 2000 Ohms \$5.00. Complete Double Set 3000 Ohms \$6.00

ANTENNA EQUIPMENT

This Standard Antenna Equipment includes 150 feet of No. 14 Copper Weld Wire, one Splicer, two micaarta Receiving Antenna Insulators, two Screw eyes, three porcelain Knobs with holding screw, one porcelain wall Tube, 50 feet of insulated ground wire, one ground clamp, and one receiving antenna Protective Device. Price \$7.50.

FIRST DISTRICT CALL LIST

2,137 calls listed. Postpaid 25c Coin.

RADIO MAILING CARDS

Published by A. R. Co. The Most Popular card published. Package of 15 25c (coin).

CITIZEN RADIO BLUE PRINTS

"Regenerative Receiver." "Detector and Two Stage Amplifier," 200 watt C.W. Radiophone Transmitter. C.W. Transformers, etc. Each price 21x25. Send for list.

We cannot list our entire stock—send for "Bulletin 14" and special literature describing "Westinghouse", "DeForest", and other equipment. "C.W. OPERATION"—The R.C. Manual and Catalog may be obtained directly from us. Price 25c Postpaid.

Atlantic Radio Company, Inc.

727 Boylston St.
Boston, 9 Mass.

Branch--15 Temple Street
Portland, Maine

Buy It From The Navy

Surplus Navy Radio Materials for sale at attractive prices.

RECEIVING SETS

Suitable for receiving ship, amateur, or long-wave signals.

SPARK TRANSMITTERS

Complete with motor generators, or gas engine driven generators.

ACCESSORIES (except Vacuum Tubes) of every description suitable for experimental or research purposes.

This is an EXCELLENT OPPORTUNITY for Colleges, Radio-Schools and Amateurs to buy NAVY—R-A-D-I-O—Equipment at ATTRACTIVE PRICES.

Write today for Navy Radio Catalogue No. 601-81.

The surplus materials the Navy has available for sale have been grouped as shown below and catalogues describing these materials will be sent on your request.

List of Surplus Materials

All Materials.	Electrical Equipment and Supplies.	Precision.
Aeronautical Equipment.	Furniture.	Oils and Greases.
Aluminum.	Hardware.	Paint and Paint Materials.
Bath Room Fittings and Plumbing Supplies.	Iron.	Provisions.
Blankets.	Lead.	Radio Equipment.
Boats.	Machinery.	Rope and Twine.
Books.	Mess and Galley Equipment (Kitchen and Dining Room.)	Stationery and Office Equipment.
Brass.	Monel.	Steel.
Canvas and Tents.	Musical Instruments.	Tin.
Chemicals.	Navigating and Instruments of	Tools — Hand, Machine and Contractors.)
Cloth and Textiles.		Valves and Fittings.
Clothing.		Zinc.
Copper.		

CENTRAL SALES OFFICE

Navy Dept.,

Washington, D. C.

Our Own Third and Fourth District Convention

3

WASHINGTON, D. C.

The National Capitol

4

Hotel Raleigh---February 17th and 18th

The Third and Fourth radio districts, personally and fraternally bound together as neighbors and companions in the same inspection district join in the intent to make our convention go down in radio history.

We are, in fact, but one district, extending to the other districts an invitation that is just as cordial as to our own men.

The convention is only two months off, and lots of work is still to be done to make our welcome all that we wish it to be, but much has already been done and

WE WILL HAVE

A Tour to

NAA—The station with the largest audience
NSF—With "LC" to welcome you
The National Capitol
Washington Monument
Potomac Park.

Stations on display at the convention

3ZY—4GL's famous CW partner
3XF—9 amperes antenna at 200 meters
3NR—The fone with the perfect grid modulation
3OI—The motor truck radiofone from 3ZO
3HJ—The famous rock crusher and perhaps the tube
3CC—The new 5 ampere tube set
and others are being gathered in—we are going after
4GL right now.

Apparatus Exhibits were promised by 3 makers and 5 dealers before we even formed a committee—you ought to see the list now.

Contests—Enter your club speed fiend now—send his name to 3KM.

Technical Talks—No talk over 30 minutes—almost all with lantern slides—chance to ask questions afterward.

Banquet—Stunts by all third district clubs. Let 3ALN know about yours before Jan. 15th.
Talks—3 minute alarm clock limit
Banquet by the Raleigh.

One \$5.00 ticket covers everything---exhibits, tours, meetings, banquets

Apply to E. R. Bateman, Publicity Manager—1217 Lafayette Ave., Baltimore, Md.
For exhibit space rates apply to S. K. Brown, Meter Dept., Potomac Electric Power Co., Washington, D. C.

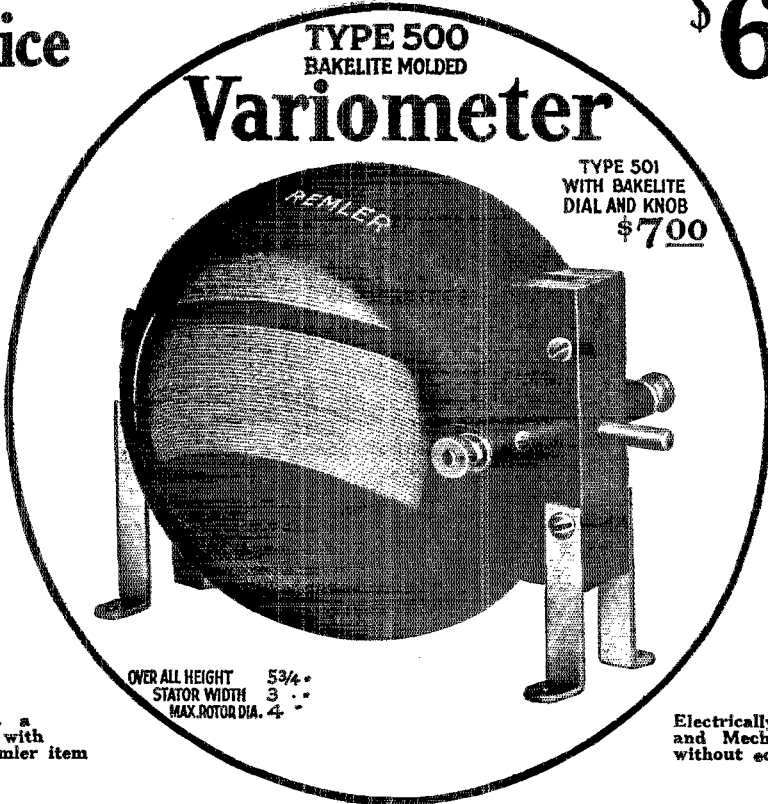
Fourth district representative B. W. Benning, 50 Whitford Ave., Atlanta, Ga.—
meaning 4XC.

Price

\$ **6**.00

TYPE 500
BAKELITE MOLDED
Variometer

TYPE 501
WITH BAKELITE
DIAL AND KNOB
\$7⁰⁰



OVER ALL HEIGHT 5 3/4"
STATOR WIDTH 3"
MAX. ROTOR DIA. 4"

There is a
garantee with
every Remler item

Electrically
and Mechanically
without equal

Remler Quality Throughout

Remler Type 500 Bakelite Molded Variometer\$6.00
Remler Type 501 with No. 100 Bakelite Dial and Knob\$7.00

Stator moulded in two halves from genuine Bakelite with primary winding moulded on the inside, insuring an absolutely rigid winding. Rotor also moulded from Bakelite. This all Bakelite moulded construction insures accurate mechanical dimensions, strength and precludes the possibility of warping or shrinkage. Large dimensions permit the use of low resistance windings. Maximum stator diameter 5 1/4"; maximum rotor diameter 4"; width across stator 3"; shaft 3/16" diameter. Bearings backed up with spring tension. Wave length range 175-500 meters. Stator drilled and tapped for panel mounting. Brackets for table mounting. Polished nickel binding post terminals.

Write for 32 page Remler Bulletin—just off the press.

REMLER RADIO MFG. CO.

E. T. Cunningham, Gen. Mgr.

248 First Street
San Francisco, Calif.

154 West Lake Street
Chicago, Illinois

RADIO APPARATUS

Distributors of Reliable Radio Apparatus to Dealers, Schools, Colleges, Radio Clubs and Experimenters All Over the World!

"PITTSO"

SERVICE DISTRIBUTES
"RADIO CORPORATION'S"
PRODUCTS ALL OVER
THE WORLD! TRY US
AND SEE!



"PITTSO"

NOW HAS TWO STORES!
BOTH CARRY "RADIO
CORPORATION'S" COM-
PLETE LINE. ORDER TO-
DAY FROM THE NEAREST!

RADIO CORPORATION'S PRODUCTS

No. UV-200 Radiotron, Detector	55.00
No. UV-201 Radiotron Amplifier	8.50
No. UV-202 Radiotron 5 watt tube	8.00
No. UV-203 Radiotron 50 watt tube	30.00
No. UV-204 Radiotron 250 watt tube	110.00
No. UT-501 End-mountings for UV-204	2.50
No. UT-502 End-mountings for UV-204	2.50
Per Pair	4.50
No. UR-542 Porcelain Socket	1.00
No. UP-552 Bakelite Socket	1.50
No. UT-541 Porcelain Socket for UV-203 and UV-217	2.50
"Kenotron" tubes	7.50
No. UV-216 20 watt "Kenotron" tube	26.50
No. UV-217 150 watt "Kenotron" tube	25.00
No. UP-1868, 325 watt C.W. Transformer	38.50
No. UP-1016, 750 watt C.W. Transformer	11.00
No. UL-1008 Oscillation Transformer	9.50
No. UT-1343 Magnetic Modulator, 1/4 to 1 1/4 amps.	12.50
No. UT-1857 Magnetic Modulator 1 1/4 to 3 1/4 amp.	17.00
No. UT-1867 Magnetic Modulator 3 1/4 to 5 amps.	11.50
No. UP-1626 Filter Reactor, 160 Milli-amperes	15.75
No. UP-1627 Filter Reactor, 300 Milli-amperes	5.75
No. UP-415 Plate Circuit Reactor	1.35
No. UC-1631 Filter Cond. 1/2 MFD 750 Volts	1.85
No. UC-1632 Filter Cond. 1 MFD 750 Volts	1.50
No. UC-1634 Filter Cond. 1/2 MFD 1750 Volts	2.00
No. UC-1635 Filter Cond. 1 MFD 1750 Volts	1.10
No. UP-1718 Trans. Grid leak 5000 ohms	1.65
No. UP-1718 Trans. Grid Leak 5000 ohms for UV-203 and UV-204 Tubes	6.00
No. UM-530 Hot Wire meter, 0-2 1/4 Amps.	6.25
No. UM-533 Hot Wire meter, 0-5 Amps.	3.00
No. UQ-809 Sending key for C.W. Transmission	7.25
No. UP-414 Microphone Transformer	3.00
No. PR-535 Filament Rheostat for UV-200, 201 and 202 tubes	10.00
No. PT-537 Filament Rheostat for UV-203 and UV-204 tubes	7.25
No. PX-1638 Rotary Grid Chopper	.20
Shaft Bushings for 1/4 or 5/8 motor shaft	.0003
No. UC-1015 Antenna Series Condenser, 7500 Volts .0003 .0004, .0005 MFD 3 values	5.40
No. UC-1014 Plate and Grid Condenser, 3000 Volts .002 MFD	2.00
No. UC-1803 Special Condenser, 10,000 Volts .000025 MFD	5.00
No. UV-1806 Special Condenser, 6000 Volts, .002 MFD	7.00
No. UV-712 Amplifying Transformer	7.00
No. PR-536 "A" Battery Potentiometer	2.00
No. UC-567, .00025 MFD Grid and Plate Condenser	1.20
No. UC-568, .0005 MFD Grid and Plate Condenser	1.35
No. UC-569, .001 MFD Grid and Plate Condenser	1.50
No. UC-570, .0025 MFD Grid and Plate Condenser	2.00
No. UP-509 to UP-527 Grid Grid Leaks .05 to 5 megohms.	.75
ESR	.50
No. UX-548 Grid leak mounting	.25
Note—Radio Corporation's C.W. Instruction Book giving hookups, and complete information	

"LET 'PITTSO' PRODUCTS, SUPER-SERVICE, AND DELIVERY SOLVE YOUR HOLIDAY PROBLEMS"

SEND US YOUR ORDER TODAY!

Send ten cents for Catalog No. 22. Over 100 pages, over 150 illustrations, over 600 items.

F. D. PITTS CO., INC.

Branch—Woolworth Bldg.

12 Park Square, Boston, Mass. 193 Westminster St., Providence, R. I.

Announcement!!!

The policy of the F. D. PITTS CO. has been and will be to render a "Superior Service", a Service based on carrying in stock for immediate delivery all desirable Radio apparatus, to serve our customers promptly and intelligently and to make them feel that we are truly grateful for their patronage.

In order to accommodate our ever increasing business we take pleasure in announcing the opening of OUR NEW STORE at PROVIDENCE, R. I. in the WOOLWORTH BLDG., at 193 Westminster Street, the very heart of the business section.

Mr. H. H. Tilley, a valued member of our organization will be in charge. His experience is wide and diversified, having in turn been an Amateur, Commercial Operator, Engineer, Instructor and Sales-Manager. You are cordially invited to visit our new store and experience real SERVICE.

If at any time you are interested in Radio to the extent of desiring instruction, Amateur or Commercial; Spark, Arc or Vacuum tube, let the EASTERN RADIO INSTITUTE train you—New England's, Oldest, Largest and Best equipped Radio School. For over six years I was Chief Instructing Engineer at this institute, and I am in a position to know! Over 4000 satisfied graduates tell the story best! Our Organization with Years of phenomenal Results and Success is behind every man who enrolls.

F. D. PITTS

President and General Manager

QST

The Official Organ of the A.R.R.L.

VOLUME V.

DECEMBER, 1921

No. 5

The Second Transatlantic Tests		7
A High-Efficiency C.W. Transmitter	<i>Cyril M. Jansky, Jr.</i>	9
Rotten Bunk	<i>The Old Man</i>	13
Improving the Relay Spark Transmitter	<i>Summer B. Young</i>	17
New Apparatus		21
Better Sending Set Arrangement	<i>Carlos S. Mundt</i>	22
A Battery-Operated Radiophone		23
The Design of Loop Antennae	<i>David S. Brown</i>	24
Editorials		29
With the Radiophone Folks		31
The Operating Department		35
Amateur Radio Stations—GALE, 8IB, 9YK, Agusty		46
With the Affiliated Clubs		50
“Strays”		52
Calls Heard		54
Radio Communications by the Amateurs		60

QST is published monthly by The American Radio Relay League, Inc., at Hartford, Conn. Kenneth B. Warner (Secretary, A.R.R.L.), Editor and Business Manager.

Edwin C. Adams, Advertising Manager.

Subscription price in United States, Possessions, and Canada, \$2.00 per year.

Foreign, \$2.50. Single Copies, 20 cents.

Entered as second-class matter May 23, 1919, at the post office of Hartford, Connecticut, under the Act of March 3, 1879.

Copyright, 1921, by The American Radio Relay League, Inc.

Title registered at United States Patent Office.

THE AMERICAN RADIO RELAY LEAGUE, Inc.

HARTFORD, CONN.

THE AMERICAN RADIO RELAY LEAGUE

"A national non-commercial organization of radio amateurs, bonded for the more effective relaying of friendly messages between their stations, for legislative protection, for orderly operating, and for the practical improvement of short-wave Radio Communication."

OFFICERS

President
HIRAM PERCY MAXIM
Hartford, Conn.

Vice President
CHAS. A. SERVICE, JR.
Bala, Pa.

Traffic Manager
F. H. SCHNELL
1045 Main St.,
Hartford, Conn.

Treasurer
A. A. HEBERT
Nutley, N. J.

Secretary
K. B. WARNER
Hartford, Conn.

DIRECTORS

A. E. BESSEY
Sunnyvale, Calif.
V. F. CAMP
Brightwaters, L. I.
J. M. CLAYTON
Little Rock, Ark.
F. M. CORLETT
Dallas, Tex.
S. KRUSE
Washington, D. C.
W. T. GRAVELY
Danville, Va.

F. F. HAMILTON
Indianapolis
A. A. HEBERT
Nutley, N. J.
HIRAM PERCY MAXIM
Hartford, Conn.
C. A. SERVICE, JR.
Bala, Pa.
REV. SEBASTIAN RUTH
Lacey, Wash.

H. L. STANLEY
Babylon, L. I.
C. H. STEWART
St. David's, Pa.
K. B. WARNER
Hartford, Conn.
M. B. WEST
Waukegan, Ill.
F. H. SCHNELL
Hartford, Conn.
H. M. ANTHONY
Muncie, Ind.

OPERATING DEPARTMENT

ATLANTIC DIVISION
Manager
Chas. H. Stewart
St. David's, Pa.
Asst. Mgr., Northern Sec.
C. J. Goette
1624 Hamilton Ave.
Woodhaven, L. I.
Asst. Mgr., Southern Sec.
Edw. B. Duvall
3909 Cottage Ave.,
Baltimore, Md.

EAST GULF DIVISION
Manager
B. W. Benning
50 Whiteford St.,
Atlanta, Ga.
Assistant Manager
W. B. Pope
197 Dearing St.
Athens, Ga.

CENTRAL DIVISION
Manager
R. H. G. Mathews
6438 Ravenswood Ave.
Chicago
Assistant Manager
L. A. Pease
2256 W. 24th St.
Chicago

ALASKAN DIVISION
Manager
Roy Anderson, 71T
P. O. Box 206
Ketchikan, Alaska.

WEST GULF DIVISION
Manager
Frank M. Corlett
1101 East Eighth St.
Dallas, Tex.

PACIFIC DIVISION
Manager
J. Vance Wise,
Walnut Grove, Cal.
Assistant Manager

ST. LAWRENCE DIVISION.
Manager
Albert J. Lorimer
243 Mackay St.
Montreal, Que.

ONTARIO DIVISION
Manager
A. H. Keith Russell
11 Pinewood Ave.,
Toronto, Ont.

DAKOTA DIVISION
Manager
Boyd Phelps
3344 First Ave., South
Minneapolis, Minn.

NEW ENGLAND DIVISION
Manager
Guy R. Entwistle
187 Sutherland Road,
Brookline, Mass.

ROANOKE DIVISION
Manager
W. T. Gravelly
854 Main St.,
Danville, Va.

DELTA DIVISION
Manager
John M. Clayton
1301 Welch St.,
Little Rock, Ark.
Assistant Manager
Hubert E. deBen
1044 City Park Ave.,
New Orleans

WINNIPEG DIVISION
Temporary Manager
Boyd Phelps
3344 First Ave., South
Minneapolis, Minn.

ROCKY MOUNTAIN DIV.
Manager
M. S. Andelin
Richfield, Utah

MIDWEST DIVISION
Manager
L. A. Benson
4942 Wiesehan Ave.
St. Louis.

NORTHWESTERN DIV.
Manager
Howard F. Mason
3335 33d Ave., So.,
Seattle, Wash.

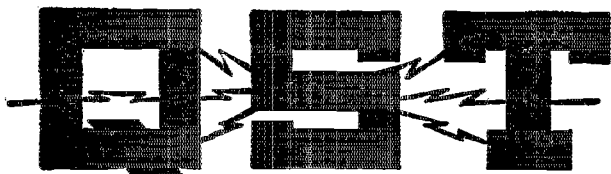
ADVISORY TECHNICAL COMMITTEE

C. S. BALLANTINE
WM. C. BALLARD, Jr.
LEROY M. E. CLAUSING
FRANK CONRAD
LEO C. YOUNG

MINTON CRONKHITE
J. H. DELLINGER
C. L. FARRAND
PAUL F. GODLEY

L. A. HAZELTINE
C. D. TUSKA
R. H. G. MATHEWS
J. O. SMITH
S. KRUSE

Address General Correspondence to Executive Headquarters, Hartford, Conn.



A Magazine Devoted Exclusively to the Radio Amateur

The Second Transatlantic Tests

ON the date this issue of QST probably will reach our readers the second series of Transatlantic Sending Tests will be in progress. In fact by that date we probably will have some word on the results being experienced and we are very hopeful that there will be some call-letters mentioned.

At this writing we have just returned from seeing "Paragon Paul" off on the S.S. "Aquitania" on November 15th. The evening before, a little dinner had been given in his honor in New York City, among those present having been, besides Mr. Godley, Messrs. Maxim, Schnell, Hebert, Camp, Stewart, Service, Goette, E. H. Armstrong, J. Andrew White, P. H. Boucheron, G. H. Burghard, W. S. Smith, and K. B. Warner. This was a ham-fest of old-timers most of whom had known Godley for many years, and it really took the form of a testimonial banquet. The gentlemen expressed the utmost confidence in his ability, Mr. Armstrong saying, "I'll stake my scientific reputation on Paul Godley", and so on until, as Mr. White remarked, "Paul, it looks like a cinch".

And so, the next noon, amid the waving goodbyes of a multitude who had gathered to see the big ship off, the "Aquitania" was backed out of her berth and Godley started on the second stage of a remarkable journey. Some interesting little incidents occurred at the pier. The radio gang had all been shoed ashore by the ship's deck-cops and were assembled in front of one of the large openings in the shed, thru which Godley could be seen on an upper deck some twenty-five yards away. All was inexpressible confusion, the usual last-minute pandemonium at the sailing of a big ship, and the air was full of QRM. But did it phase these radio birds? Not a bit! They just held an arm up straight, above the crowd, and opened and closed the hand to form good old Continental in heliograph style. It was a cinch to read and we

talked that way for half an hour, rather to the perplexity of the surrounding crowd. Now it happened that Mr. H. H. Beverage, 2BML, Radio Corporation receiving en-



On the "Aquitania" shortly before she sailed. Mr. Godley in center, Traffic Manager Schnell on the right and Secretary Warner on the left.

gineer, was also on the "Aquitania" bound for Europe on business, but he and Godley had never met. To the surprise of the little radio crowd Beverage was discovered leaning over the rail not a great ways from Godley. This dope was promptly QSR'd to the latter by "hand-radio", who was thereby enabled to walk straight up to Beverage and introduce himself. Beverage, it seems, had been watching these pro-

ceedings too, and as he shook hands with Godley with his right, he gave us a nonchalant "OK" with his left.

All Set for the Tests

The preliminary tests were quite successful, the contenders being favored with good weather, and a great pile of excellent station logs testified not only to the way signals were reaching out but to the interest as well. The participants have been advised of their showing and the final schedules completed. For obvious reasons we publish no detailed data thereon—the arrangements are secret and will be known to but two men in all the world:



Mr. and Mrs. Paul F. Godley

our Traffic Manager, and Mr. P. R. Coursey, in charge of arrangements in England. Mr. Godley carried complete information to Mr. Coursey in a sealed packet.

Let us briefly review the schedules, in order that there be no misunderstandings. For six hours each night for ten successive nights, December 7th to 16th, inclusive, watch will be kept on the other side. Each six-hour schedule is divided into two parts. The first part, from 7 p.m. Eastern Standard Time to 9:30 p.m., is a free-for-all, consisting of 10 periods of 15 minutes each, and in each period all the amateurs in a certain government inspection district are invited to call "Test" and sign; for example, "TEST TEST TEST de 7NN 7NN 7NN", repeated. The transmitting period for each district changes each night. See the schedule on page 30 of QST for this last October, and be governed strictly in

accordance therewith. The second part of each night, from 9:30 p.m. Eastern Standard Time to 1:00 a.m. of the following date, is devoted to individual schedules for the stations who qualified in the preliminaries. Cypher combinations have been assigned them but for the present no information will be given out to their identity.

We do not know the number of English amateurs participating but we understand there were some three hundred in the first tests and this number doubtless will be greatly exceeded this time. French and Dutch have likewise displayed high interest and have been given the schedules, and we understand that some of their best short-wave receiving stations will be listening. Godley takes with him equipment embodying the best American ideas in short-wave reception, so that the world's best talent is being brought to bear in Europe to help us. Godley will have with him at all times while on watch two qualified English listeners arranged thru the courtesy of Mr. Coursey, and these men must be able to verify the copying of call letters during the free-for-all periods and the copying of cypher combinations during the individual periods, the latter to be referred to Mr. Coursey for identification from the confidential papers.

Reports from MUU

Don't forget that MUU is going to hand-send a report from England every night at 7 a.m. Greenwich Time, announcing results. November QST, pages 10 and 11, gave detailed information on the reception of these signals. In addition, station 2BML, Riverhead, L. I., an amateur station owned by receiving operators of the Radiocorp's Long Island receiving station, will repeat MUU's report on 200 meters straight C.W., power 500 watts, immediately after its reception on this side.

In Appreciation

The A.R.R.L. wishes to express its grateful appreciation for the many courtesies shown it by the various Marconi interests in arranging for these tests. The engineering, commercial, and traffic departments of the Radio Corporation of America, the executive and engineering departments of the British Marconi Co., Ltd., and the officials of their allied publishing companies on both sides of the water, The Wireless Press, have placed all their facilities at our disposal and have been of immense help in making the multitudinous arrangements necessary in such an affair.

All Ready

Now we are all set. We believe we have done a good job of the arrangements and we are confident that, barring rottenly unfavorable atmospheric conditions the entire ten days, American amateur signals will be heard in Europe on schedule.

A High Efficiency C. W. Transmitter†

By Cyril M. Jansky, jr.*

FOR the purposes of design, an electron tube transmitting set may be considered as a machine for converting direct current high voltage energy to high frequency alternating current energy for the transmission of electromagnetic waves. An ideal transmitting set or converter of this type should have the following characteristics.

- (1) It should use a stated number of electron tubes having fairly uniform characteristics.
- (2) It should be capable of adjustment over a moderate range of wave lengths.
- (3) It should be capable of adjustment for maximum output at any wave length within this range.
- (4) It should be capable of adjustment for maximum output with aerials of somewhat different constants.
- (5) The circuits and apparatus used should be the simplest consistent with the above conditions.
- (6) The adjustment of the set for maximum output at various wave lengths should require but a few seconds of time.

Conditions (1) and (2) are not hard to meet but it is the writer's experience that few transmitting sets in use today meet conditions (3) and (4) and these fail to meet conditions (5) and (6).


The question of efficiency, as it is ordinarily understood, does not enter into the consideration of the design of low and moderately powerful transmitting equipment as the supply of D.C. power available is usually considerably in excess of what is required. The electrical efficiency of an electron tube transmitting set may be defined as the ratio of the high frequency power dissipated in the aerial circuit to the D.C. power supplied to the tube circuits by the high voltage generating system. With proper circuits and proper adjustments this efficiency can be made as high as 75 percent.

The high voltage D.C. power supplied to an electron tube transmitter is dissipated in two ways: (1) in heating the plates of the tubes, (2) in producing high frequency energy which is absorbed by the resistances of the aerial circuit. Given a tube which will dissipate 25 watts as heat in the plates, it should therefore be possible to design a transmitting set using this tube which would consume 100 watts. Of

this power 75 watts would be absorbed by the aerial circuit and 25 watts would be wasted in heating the plates of the tube. The factor which limits the power output of an electron tube transmitting set is, therefore, the amount of energy that the plates of the tube can dissipate as heat without endangering the life of the tube.

If for any reason the tube should cease to produce oscillations, the 75 watts energy previously absorbed by the aerial circuit would be dissipated in the plates and the tube would be quickly destroyed. This difficulty can be obviated by installing a protective device which will automatically disconnect the source of power in case of excessive heating of the plates.

In case the transmitting set is so designed and the power input so regulated



A photograph of the set herein described

that the total input to the set never exceeds the amount that can be safely absorbed by the tube alone, the input must never exceed 25 watts and the high frequency output will never exceed three-fourths of this amount.

Obviously the most desirable set, from an operating point of view, will be the one which is operated with maximum power dissipation in the tubes and as high an efficiency as possible.

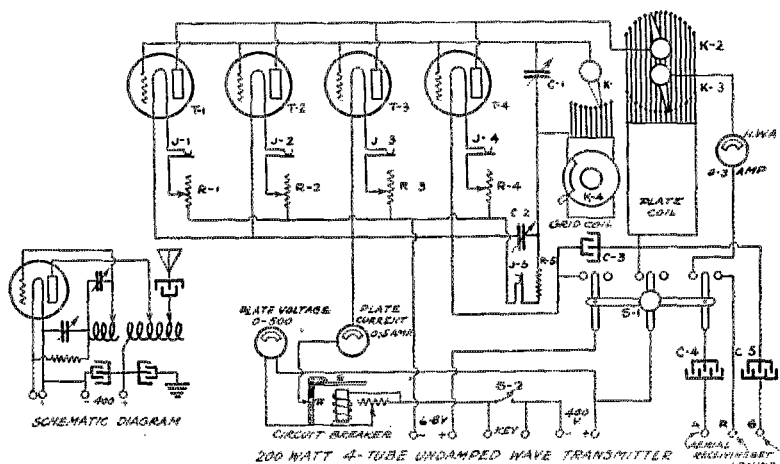
The circuit used in the set to be described was developed by the writer in 1918 and was tested at the University of Wisconsin Department of Physics Radio Station under the direction of Major C. A. Culver of the United States Signal Corps in the fall of that year. Both telephone and telegraph signals were easily transmitted as far as Chicago (130 miles) with an aerial input of 25 watts. The approximate efficiency of the set was 50 percent.

†Read before the First National A.R.R.L. Convention, Chicago.

*Asst. Professor of Electrical Engineering, University of Minnesota.

In the fall of 1920, work on the development of a standard continuous wave transmitter using four Signal Corps VT-2 tubes was begun at the Experimental Radio Station of the Department of Electrical

the number of turns in the plate circuit. In operation the wave length is first adjusted to any predetermined value by the aerial tap and the plate tap set to include approximately the same number of turns



Specifications for 200-watt 4-tube Undamped Wave Transmitter

- T-1, 2, 3, 4—Electron tubes.
 J-1, 2, 3, 4—Jacks for measuring filament current.
 R-1, 2, 3, 4—Rheostats for controlling filament current. 2 ohms or larger to carry at least 3 amperes each.
 C-1—Grid condenser, air variable, 0 to 1000 micro-mfds.
 C-2—Modulation control (grid) condenser, identical with C-1.
 C-3—High voltage mica condenser, 750 volts, 0.5 mfd. or larger.
 C-4 and C-5—0.01 mfd. or larger, 1000 volts. If larger than 0.05 mfd., voltage may be lower.
 G-5—Jack for measuring grid current and for modulator plug for telephony.
 R-5—Grid resistance, 500 to 1000 ohms.
 S-1—Special switch for controlling plate, filament and aerial circuits and for switching aerial to receiving set.

- Circuit Breaker—Can be made from a telegraph sounder or relay, shunted by a 10-ohm variable rheostat for controlling release current.
 Grid Coil—5 inches diameter, ball type, 3½ inches wide, wound with 30 turns of No. 18 wire tapped every 3 turns. Mounted in center of plate coil (aerial coil) and rotates 90 degrees.
 Aerial Coil—20 turns of No. 10 bare copper wire wound on cylinder 6 inches diameter, tapped every turn and leads brought to two 20-point dial switches for varying turns in aerial and plate circuits.
 K-1—Knob and 10-pt. switch for varying turns in grid circuit.
 K-2 and K-3—Knobs and 20-pt. switches for varying turns in plate and aerial circuits.
 K-4—Knob for varying coupling between grid and plate circuits.

Engineering of the University of Minnesota. The circuit diagram included with this report shows all apparatus necessary for an efficient transmitting set with the exception of aerial and D.C. power equipment for plate and filament circuits. In the set used at the University of Minnesota, the D.C. meters, filament rheostat, circuit breaker and grid condenser were not mounted in the set box.

By referring to the circuit diagram it will be seen that there are two dial switches for tapping the aerial inductance, one for determining the number of turns included in the aerial circuit, and the other

as the aerial circuit. It is well known that when a tube is producing oscillations the A.C. plate voltage is 180 degrees out of phase with the A.C. component of the plate current. For this reason the tube absorbs less energy when it is producing oscillations that when it is not. The effect of including a large number of turns in the plate circuit is to produce a large A.C. plate voltage and consequently a low power dissipation in the plates. The total input to the set and the aerial output will also be low as though the impedance of the circuits as a whole was high. The fact that the energy input to the tube may be con-

trolled by the plate tap, provided the set is adjusted to produce oscillations, makes it safe to keep the key closed with a fixed D.C. potential of 450 volts or even higher. The plate tap is now changed so as to reduce the number of turns included in the plate circuit. This reduces the A.C. plate voltage applied to the tube, allows a greater power input to the set and also tends to adjust the ratio of transformation between plate and aerial circuits in such a manner as to increase the power output. Assuming a fixed plate voltage of 450 volts, the operator will adjust the set for maximum power output by reducing the number of turns included in the plate circuit until a maximum reading of the hot wire ammeter is obtained or until the energy absorbed by the plates nears the limit of safety.

According to a well known principle of physics, maximum power output at a given plate voltage will be obtained when 50 percent of the energy supplied by the D.C. source is absorbed by the aerial and 50 percent by the plates of the tubes. The effect of increasing the number of turns in the plate circuit beyond the adjustment for 50 percent efficiency is to increase the efficiency but also to decrease the total power input to the set. The net result is a decrease in the power output. Both efficiency and power output may be increased, however, by increasing the number of turns in the plate circuit and then increasing the plate voltage. A four tube transmitter using tubes which are dissipating 15 watts per tube will then radiate 180 watts if adjusted to 75 percent efficiency.

The following operating data are typical of what may be obtained for any wave length within the range of the set. While the radiation resistance varies somewhat with the wave length, the antenna current also varies and in such a way as to keep the power output and efficiency practically constant.

Plate voltage.....	450 volts
Power input.....	146 watts
Antenna current.....	2.5 amperes
Power output.....	93.75 watts
Efficiency.....	64.2 percent
Energy loss.....	52.25 watts
Energy dissipated in heat per tube.....	13.00 watts
Filament current per tube... ..	1.35 amperes
Wave length.....	375 meters

[There follow data on the radiating system used which had a resistance of 15 ohms at 375 meters. *XXI*, it must be remembered, is a special station, and the set herein described was designed to cover 275 to 400 meters so that its physical dimensions are not correct for 200 meter work. On the other hand numerous good ideas will be secured from this article and the circuit

used is the best we know for 200-meter work. It should also be remembered that Prof. Jansky is speaking of VT-2's, which are not available on the market and should not be confused with the type 203 five-watt tubes now on sale. The UV-203 has a normal filament current of 2.35 amp. and probably will safely dissipate considerably more energy at the plate than the VT-2, altho both are rated at 5 watts output.—Editor.]

Tests made upon several VT-2 tubes showed that a tube of this type will easily dissipate from 17 to 20 watts continuously without danger to the life of the tube. In fact, if the set is used for continuous wave telegraphy in such a manner that raising the key cuts off the high voltage D.C. supply, each tube will safely dissipate 20 to 30 watts. A power dissipation of 13 watts per tube as indicated by the above data is therefore well within the limits of safety.

The construction work and testing of the University of Minnesota transmitting set was done by Mr. H. C. Forbes, Chief Operator of the Department of Electrical Engineering Radio Station. The data concerning the range and reliability of the set were determined by the station's staff of operators. Of necessity most of the test transmission work was done with amateur and other experimental stations.

The writer was particularly interested in determining the range and reliability of the continuous wave transmitter in comparison with the station's one K.W. spark transmitter. With this end in view accurate record was kept of all communication maintained by both spark and C.W. from the first of January, 1921, to the close of the school year. During this period the station was open and operating every evening from 8 P.M. until 11 P.M. or later. The operating staff contained seven operators each of whom operated the station one night per week. The following points concerning conditions governing the conducting of transmission tests will aid in interpreting the result obtained:

(1) The operation of most amateur and experimental stations is extremely spasmodic and haphazard, making it practically impossible to maintain communication between any two stations by means of schedules.

(2) Operators at the University station had the choice of using either the continuous wave transmitter giving 100 watts power output to the aerial or the damped wave transmitter giving 250 watts output to the aerial at a spark frequency of 1000 cycles. Lack of familiarity with the new C.W. transmitter led to the use of the spark transmitter in many cases where the C.W. transmitter might have secured better results.

(3) The number of amateur and ex-

perimental stations equipped to transmit spark was far in excess of those equipped to transmit C.W. As stations transmitting by spark rarely listen for those transmitting C.W. it follows that communication by C.W. was limited to a relatively small group of stations. Nearly all of

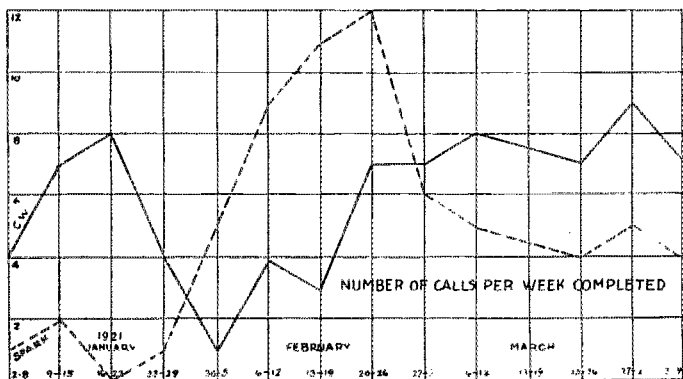
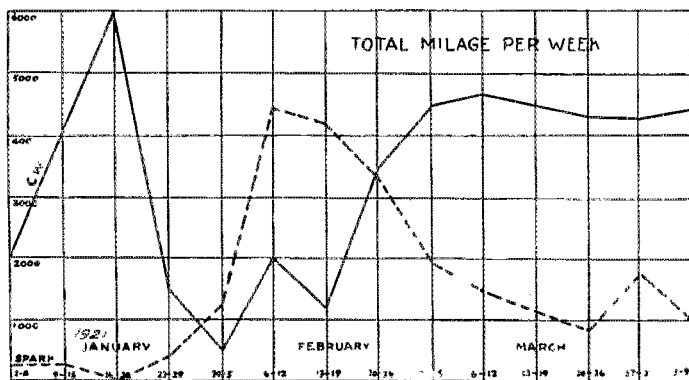
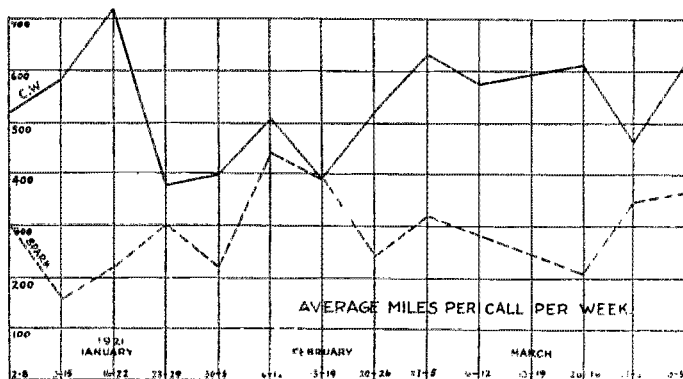
these stations were located east of Minneapolis.

(4) The reception of continuous waves on short wave lengths requires much more skill and experience than the reception of spark signals.

(5) Receiving sets used by most amateur stations were developed primarily for reception of spark signals and are not particularly adapted to C.W.

The day to day communication records of both spark and C.W. transmitting sets were collected and plotted by weeks on the charts which accompany this paper. Communication was said to have been established between the University station and another station when the two had exchanged greetings or messages. The duration of the communication was not taken into account.

The chart labelled "Number of calls per week completed" is self-explanatory. The distance covered by a communication is not taken into account. In the chart entitled "Total mileage per week" each completed call is rated according to the distance covered. It will be noticed that although there were nearly twice as many calls completed by spark during the week of February 20-28 the total mileage covered by C.W. is a little greater than the total mileage covered by spark. The third chart was obtained by dividing the ordinates of the second chart by the ordinates of the first. It is interesting to note that although the aerial input from the spark



set was two and a half times that from the C.W. set, the average miles covered per call for C.W. is in nearly all cases considerably in excess of that for the spark set. The relative effect of increased static disturbance in the spring is to some extent brought out by the data for March and April. In both of these months the number of calls per week and the total mileage curves for the spark set lie considerably below those for the C.W. set. This would seem to indicate that atmospheric disturbances interfere with C.W. communication less than with spark communication.

Throughout the next scholastic year, additional records will be kept for the purpose of determining the relative range and reliability of spark and C.W. transmitting equipment, and it is hoped that more exact conclusions can be deduced. The increasing number of stations using C.W. trans-

mitters and the further development of short wave C.W. receiving equipment will tend to remove some of the limitations which up to the present time have existed in C. W. work. Most short wave receiving equipment in use today is too difficult to tune and not well enough shielded for the reception of beats at such high frequencies and a careful study of such apparatus will undoubtedly lead to many improvements.

The writer wishes to express his appreciation of the co-operation of the United States Signal Corps and especially of that of Major H. C. Ingles in furnishing the apparatus and equipment which has made this work possible. Credit is also due the operating staff of the University Radio Station (9XI) which under the direction of Chief Operator H. C. Forbes secured the communication data included with this paper.

Rotten Bunk

By The Old Man

SAY son, something's got to be done about this hog-wash stuff we wireless people pull on the unsuspecting public. It's got so I bust a button every time I bump into one of these modern wireless exhibitions. They are becoming so prevalent now-a-days, what with all the phones going, and Mother and Father, the hired girl and the neighbors getting interested, that before the police get busy upon us we should do something. The ethics of the daggone business are beginning to worry me.

I got tangled up in one of the rawest of these jobs I ever beheld the other night. By heck I just about sneezed a snipe over the bunk that one Radical pulled on a lot of perfectly respectable people. Radical is known to fame, as one of the old time members of our Radio Club. He is a scientific bolshevik, a radio anarchist, a manhandler, and he fears neither man, devil nor Radio Inspector. His heart is made of chilled vanadium steel. Suckers are his favorite dish. He devours them en bloc, and they intoxicate him. The more suckers he deceives the more he wants to deceive, until his exaggeration and untruthfulness become gawdawful.

Radical's parents gave a little party at their house and among a lot of middle-aged people the little wife and I were invited. As happens at all of these affairs we play cards, and after a lot of tobacco ashes and cigarette and cigar butts have been spilled around on the tables and a few hopeless articles have been passed out

as prizes, the people file out into the dining room and tackle a set-up of those little wet sandwiches with the green lining on the inside, the cakes and the latest home brew. When these are disposed of, and it happens that the young hopeful of the family is interested in wireless, some poor gink who has become over-wrought by the wet sandwiches and the home brew asks the jayhawk sitting next to him if he has yet heard so-and-so's wireless. The jayhawk always gets interested and says no, but that he has heard lots about it and that it must be wonderful. The father of the young Marconi then always swells up and glances at his offspring and asks if things are working well tonight. The young hopeful, and in this case it is Radical, looks superior and guesses that they are, whereupon proud father invites the whole gang to come and see son's wireless, and to mother's horror they all stream into the back room or down-cellar or up into the garret or some where else that mother has to apologize for.

All this happened at Radical's house as per schedule. They did not miss one single item. Radical, however, was in the presence of his elders and was duly impressed, and I had hopes the impression might last. I was minded of his belligerent tactics at the Radio Club, but I did not believe there was any danger of their appearance under these circumstances. Little did I guess at the new slant which would be taken.

Several pairs of phones were hooked in and divided, and quite a crowd of excited

ladies and gentlemen stood around, bent over and held the little phones to their ears, while Radical adjusted the bulbs and frowned, and pulled switches and monkeyed with handles. He gave the impression that it took a great intellect to operate a wireless station. He monkeyed the B battery, I believe deliberately, and the bulb gave a squeal. Through two stages of amplifica-



tion, this amounted to quite a little noise, and some of the ladies began to jump and threaten to yank the whole gear off onto the floor. One of the ladies yelled in a voice you could hear on the next block to the lady who was standing within six inches of her, that she heard something. You would have thought she had a bite.

Radical explained in a superior and patronizing manner that the noise was nothing—the bulb was just spilling. One of the ladies repeated after him, "Bulb spilling! How awful!" Then some kid on the next block with a badly deranged vibrator started up, and the stuff began to come in. "GRR - IK - GRRR - IC - RIZZLE - IC - ZWIPP-BIZZLE-GWISH-SH-SH-ZIC-ZAT-ZAP-IC." The vibrator stuck for keeps here. There was a pause, while the kid adjusted his sticky vibrator and then he began sending at the rate of about twenty-five, hoping that by going fast his vibrator would not stick. Radical copied him because he was noisy and the ladies and gentlemen were nearly trampling on him in their excitement to know what the signals meant. Radical's copy worked out like this:—"YAMM SPISH BIBBER FILAMENT CURRENT SPOILS FIRST GUM GAP INCREASED POWER QRM SAMZ ZITTLE STARTED THINGS OM HW?"

Pressed to know what it meant, Radical leaned back and read it off just exactly as it sounds above. Honest, it made the daggondest garble that ever you heard. You just ought to have seen the ladies look at one another! Radical said that you have to know wireless expressions and abbreviations in order to understand. This

message meant that a fellow by the name of Spish Bibber had some spoiled filament current on his hands and had gummed his gap trying to use it. The increased power had started SAMZ's zittle doing strange things.

One of the ladies got hysterics over it. The others thought it was hot stuff. It certainly was wonderful to be getting such things out of the air. It sure was, thinks I.

Radical looked superior and tuned around a little, and all of a sudden SAJB came booming in, calling SUB. Radical grabbed his pencil and went at it while the ladies and gentlemen jostled each other in delighted amazement.

"TIDELLE ARSI ISHABIG LOST WIRE UR SINK SOUNDS SLIG WITH A PUSHWUV GESS HIBER STOUCKALED HIM IN THE MIDDLE—"

Of course SAJB never sent anything like this. Radical made out it was straight goods, however. He read it off just exactly the way it looks above, and I swear, I nearly coughed a cat. One of the ladies' glasses fell off, she was so excited, and Radical went back over the copy and fixed it up a bit, and then interpreted it to the crowd as follows:—

"SAJB is telling SUB—he's a fellow over in Frankfort, York State—that he has lost the wire off his ishabig arsi, but his sister Tidelle found it under the sink and he gave her a push, and it seems like she was a husky, because she came back at him and stouckaled him in his middle."

"Why! What queer language!", remarked one amazed lady. "They must be quarrelling!" Then turning to her friend, she said, "Stouckaled him in his middle! Don't you think that's a weird thing to do?"

While they were wrangling over this, a hoarse sixty cycle drone rumbled in, and Radical grabbed his plate variometer and his secondary, and got his bulb oscillating. "Ewee — oocupp — click — peep — squeep" —it whistled and gurgled and clicked. Every note in the musical scale was given a chance. The new noises caused everybody to perk up. Radical came back to regeneration and, faintly, I could hear a phone. The modulation was so rotten it sounded like a Chinaman on a drunk. "ONGONG—CLICKETY—UDDLE—IGGLE—GISHT—ZUP—SPISHHH—ONGAL HUMGONG SUNGONG ORNOFF—DIDDLE—DEE—DAH—DEE—DAH."

"Somebody talking!" bellowed Radical in a voice that made you wink. His unexpected and stentorian outburst scared one of the ladies blamed near into fits and gave her the fidgets for the rest of the evening.

"Wait a minute!" Radical yelled again, so loud that you could hear it in the next house. Reaching over to his transmitter, one of those infernal exposed rotary gaps, he threw the switch and the motor gave

a grunt and started. The visitors had the same impulse, only for the door. Reaching for the key, Radical called the fellow with the phone. The first crash from the gap stampeded the whole blame party. Old gentlemen bumped into old ladies, the door was too narrow, and things got rather mixed up. I had to take a hand and comb them out, tell them it was all right, and that it was not an accident that had happened. It was just Radical's gum gap that had been slightly stouckaled in consequence of the poor quality of the ishabic arsi he was using at the moment. This reassured one of the timid gentlemen who came back and nervously explained that he had thought something about the business had exploded.

Radical asked the guy with the phone to call him and give the visitors at his house a chance to hear a radio phone. The guy came back on the phone in a minute, and after hollering hello several thousand times, Radical got him where you could make out a little of what he was saying. Radical went back at him with the old screeching gap and asked him to call, on the radio phone, Mrs. Clarence Whitmore by name and ask her if she would like to hear a wireless concert, and then to play one or two records for her.

I could read all this, of course, as Radical clicked it off on the key, but the dear unsuspecting ladies and gentlemen knew nothing at all of what was going on. Radical got the timid creatures lined up again with the little telephones at their ears and told them that he had tuned the phone in and it was much better. They all listened, and smiled at each other. There came a squishing and clicking and a fizzing and a gawdawful blowing off of steam and a growling old sixty-cycle roar, and then through it you could hear: Hello-hello-hello-one-two-three-four-five-six-seven-eight-nine-ten—hello—hello—hello—just a minute please". The visitors eyes nearly popped out. They could hear the words.

"Why! It's somebody counting!—He's stopped!"

"Shhh" says Radical, who wanted to be sure that Mrs. Clarence Whitmore got the full benefit of her name being called through the air.

"Hello—hello—hello—one two three four five six seven eight nine ten—hello—hello—hello—Mrs. Clarence Whitmore—hello—Mrs. Clarence Whitmore—hello—Mrs. Whitmore—hello Mrs. Whitmore—would you like to hear a little music by wireless, Mrs. Whitmore—I say, would you like to hear a little music by wireless—hello Mrs. Whitmore—hello Mrs. Clarence Whitmore—I think maybe you would like to hear a little music by wireless, and I will play for you a couple of records so that you


may hear how it sounds—just a minute please."

Mrs. Whitmore opened her mouth and took her phone from her ear and looked as though she had swallowed her gum-drop. She gave a startled yap and then, looking hard at the ceiling, she hollered for hubby, who was smoking and telling stories in the next room.

"Oh Clarence—Clarence—come quickly, Clarence—somebody called me by wireless telephone—Oh dear—I can't get over it—come quickly, and hear it—how in the world did he know where I was—"

"Sshhh" from Radical, for the jazz stuff had begun. It scratched and rasped and jangled away as we all know from a long and bitter experience. Some of the notes were forty times as loud as some of the others, and there were forty other different kinds of noises, and the selection was the rottenest bit of so-called music that had ever been composed, and it was so daggone loud it put your teeth on edge and made you want to commit murder. But it was the wireless telephone and that let it come in as a winner. The folks stood for it, rotten though it was, sucked it in, and rolled it over in their mouth before they swallowed it. When they got it down they thought it was the grandest thing that had happened since the signing of the Declaration of Independence. They thought Radical was a wizard. His father swelled up so he nearly burst.

"How far away is he?" somebody asked Radical. I happened to know that 8ZZZ



was something under half a mile away. I winced in anticipation of Radical's answer.

"Oh, he's a long way off—for a phone." If I had not been present I believe Radical would have told them the phone was in Japan. The way Radical answered left them with the belief that the fellow at the other end of the phone was at least a thousand miles away.

They hungered for more, and swapped the phones around so that those who had

come a-running could get a crack at it. In the meantime there were probably a couple of DX fellows waiting and cursing and frothing at the mouth. The guy with the awful phone played, and played, and played rotten selections, and the crowd clustered around Radical like flies around the bunghole of a molasses barrel. Relay traffic took a back seat while the unsuspecting public fought their way to the receiving set and Radical fed them hog-wash about amateur radio. You could see the same daggone picture being repeated in ten thousand towns all up and down this great country. I suppose it sells wireless goods, but I want to tell you, it threatens the health of our kitty.

"How far can you send?"

Radical pursed up his lips and replied, "Oh—Texas, Georgia, Connecticut, Oklahoma, South Dakota. A fellow in Maine sent me a card the other day. Said he had heard me on galena."

"Heard me on galena!" Now, what kind of an impression do you suppose these unsuspecting people got from that sentence? Most likely some of them connected it up with a brand of hair oil, others with the name of some Pullman sleeping car, and still others with the name of a yacht. But they sucked it in, just the same, swallowed it line, hook, bait, sinker and would have taken the pole if they could have got it, because it was wireless. The public do not expect to understand anything a wireless man says. They just look flabbergasted and stand by for the next thriller.

"How far can you receive?"

This is our champion bone-head question, as we all know. It's like asking a man how deep can he drink, or how wide can he spit, or how thick can he smell. Radical acted as though he had never had the question asked him before.

"Oh—England, France, Germany, Italy, Mexico, all the ships on the Atlantic Ocean, the Lakes, the Gulf of Mexico. I hear them talking to one another over on the Pacific once in a while."

The lady with the fidgets nearly choked at this. She said she had a friend coming over from Europe next month, and she would love to send her a message. I thought Radical was going to go into the long explanation about amateurs being forbidden to work ships, but thanks be, he did not attempt it. Instead, the lady's remarks reminded him of the commercials and he told them to wait a minute and he would let them hear the ships on the oceans and the lakes. He tuned to 600 meters, and of course the great chorus of 500-cycle stuff came pounding in. It was a different kind of noise than the visitors had yet heard, and they all crowded in with their heads together, listening and pushing one another.

"What's that squeaky one saying?"

squoke the lady with the fidgets. Radical copied madly, for it was commercial stuff and coming at twenty and better. He wrote a lot of stuff on the paper, and then hove to and glanced it over. It went something like this:— "WWK WWK DE FTR FTR WOTTELL 10 AND 3 STR 177 NYK LOST PREAMBLE AND ADDRESS AMBROSE CHANNEL PROCEED NEW YORK SPUT 2A.M. TOMORROW QRM QSY 500 K."

Radical read this off exactly as it appears above and gave the distinct impression that FTR was using profane language and was indignant over ten and three. Radical said this was in radio abbreviation and meant that something important had happened. He yanked open a drawer in the table and fished out a commercial call book. Looking up the calls he said:— "That's the Rochambeau, a French ship somewhere out on the Atlantic Ocean. She's asking the Western Queen what she means by giving him ten and three just because he has lost the preamble and address of Ambrose Channel, who is proceeding to New York to sput at 2 a.m. in the morning. The QRM QSY means too much interference, let's change to 500 meters."

This was more thrilling than anything yet. Here was the great Atlantic Ocean, with the ships all talking to one another, and out here in the interior of the United States, a young man was hearing them. It was "uncanny" as the stout gentleman said to the lady with the fidgets.

Just then a shrill 500-cycle note came tearing in, so you could read it all over the room. One of the ladies squealed, and wanted to know what this new one was saying. Radical grabbed his pencil and it went down something like this:—

"CLEAR SORMOR WEST GALE HEAVY SEAS ON LAKE LEAVING REPEAT CLEVELAND LOAD CONFIRM ASHTABULA—"

Some coarse grained commercial butted in here and Radical stopped copying. He read the message just as it appears, and said, "Of course that is plain to anybody."

The message was just about as clear as mud. If any man can say what is meant by the combination of words in this message, then I take off my hat to him. He rates a better intellect and a better standing as a radio operator than I do. And yet, because it was wireless, and because Radical looked as though he understood it, and read it off the paper as though only a boob would not get it, these good people accepted it. As a matter of fact it was 100%, double distilled BUNK.

Radical tuned back to 200 meters. It was getting late and the loud ones were commencing to boom in. 9CP growled in,

(Continued on page 44)

Improving the Relay Spark Transmitter

By Sumner B. Young, IAE

This article won the third prize in our recent contest for articles on the ideal spark transmitter. As we said in announcing the winners, Mr. Young's article does not describe the construction of a station that appeals to us when we think of an Ideal Spark Set but as an experience story describing the author's ups and downs in his endeavor to achieve a DX station it is invaluable indeed. Success in spark work is largely a matter of perfection in details. Mr. Young drives that point home and teaches us where to look for trouble. Every reader of QST will find something in this article that will help him to have a better station.—Editor.

I DO not own an ideal relay spark transmitter, and I have never seen one, either; but there may be something in my experience which will suggest ways and means of improvement to other amateurs who are constantly striving to make their stations more efficient.

There are two ways to improve a wireless station. One can improve the radiating system, or strive to secure perfect co-ordination between the transmitting instruments. The ideal method is to do both, for the efficiency of a radio plant is a cumulative affair.


What puzzles a man most is where to begin. Co-ordination inside the operating room is easier, for standard instruments are available, and if one is a careful workman, such items as condensers and oscillation transformers can be built at home. Considerable practical and theoretical data is available, and it can be applied to almost any situation, for here we are dealing with matters little influenced by local surroundings. In this field, a good commonsense knowledge of the theoretical side of the art is especially valuable. Many stations are failures because their owners simply tried one thing after another without asking themselves *why*.

When we try to improve our radiating system, we are up against a more difficult proposition. To be sure, the ideal aerial is a vertical, absolutely symmetrical conductor having extremely low ohmic and high-frequency resistance. The ideal station is located on the level of the ground directly below the base of the antenna, and the perfect ground system is an enormous circular metal plate buried in permanently wet soil beneath the building. Its area is limitless, and the ground lead should be connected to the exact centre of the circle. Unfortunately, the amateur has to build his station where he can, not where conditions are ideal. Local, specific, individual difficulties must be overcome. Here, optimism is a great asset. Without it, you may worry so much about what is wrong with your location that you will overlook some of its natural advantages, but if you "cash in" on what you *do* have, you may counterbalance enough shortcomings to increase your range considerably.

When the practical work of improving

existing apparatus confronts us, we naturally desire to spend our time and money to the best advantage. The usual procedure is to bring what apparatus one has up to its maximum efficiency by careful adjustment, and then remedy the most glaring defects both inside the station and out with thoroughness and dispatch. Refinements are instituted as opportunity affords.

No specific directions applying to all cases can be given. We are reminded of the "Safety-First" campaigners who started a



The Transmitter at IAE.

contest to find out how a person could guard against accidents when crossing a street. A small boy sent in this answer: "When you get to the curbstone, stop and look both ways; if everything is all right, then go ahead." The judges knew this wasn't very specific. They decided, however, that it was up to the pedestrian himself to decide whether everything was all right or not, and that the main idea was to get him to pause and look around a bit, so the slogan was adopted.

Before you begin, know what has been tried before. Many disappointments can be avoided and many new ideas gained by assimilating the experience of others.

I first decided that optimism was a good thing when I was sent to Bath, Maine, in 1917 to serve as Electrician in Charge at a small U.S.N.R.F. station for a short time. The apparatus consisted of a one kilowatt transformer, a small rotary gap, moulded condenser sections of the familiar-

type, and a hinged O.T. It was all amateur apparatus, contributed by the City. The list sounded encouraging, but the apparatus was highly inefficient. The transformer proved to be one of those "trick" instruments that are sometimes let loose upon society. Somebody had wound into it an enormous secondary voltage, far beyond the value determined by its designers. The beautiful moulded condensers had been connected in series parallel to combat it, but they had been blown one by one, and now a few survivors were connected in parallel across the terminals of their tormentor, which had been restrained by an electric flatiron connected in series with the primary feed wires. On top of that, there was practically no insulation inside the station or out.

There was, however, one natural advantage that could be "cashed in". The Kennebec Yacht Club, where the station was located, was built partly on piles, for the tide covered a portion of the river bank. It was easy, therefore, to secure an excellent ground in permanently wet mud and shallow water directly underneath the operating room. Unfortunately, it was impossible to get requisitions for material filled for a station like ours. What was absolutely necessary had to be contributed by the station force.

Several hundred feet of copper wire were secured, and a ground system was built which made practical use of a hint which appeared in QST some time before the war.

The Boy Scouts were called upon to help us out, and they certainly surprised us with their zeal. Every garage in Bath was canvassed for old dry cells, and between four and five hundred were collected. Then the station force began the tedious task of removing the paste-board covers and scraping the zinc cases bright with a piece of glass. The copper wires were used to connect the negative poles together, and as fast as these chains of cells were completed, they were buried in the river mud.

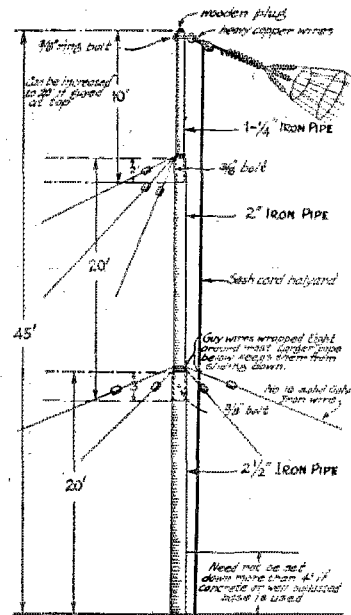
The main ground lead was a piece of trolley wire fifteen feet long, leading directly upward to the station. The bottom of this wire was connected to a circular row of dry cells some four feet in diameter. The cells were crowded close together along the connecting wire to present plenty of surface to the earth at this point where the density of the ground currents was greatest. Concentric with this was another row of dry cells some ten feet from the foot of the trolley wire, and almost circular in shape. Here the cells were spaced a foot apart along the connecting wire. Extending radially from the trolley wire were four long wires connecting the two circular rows, and running out beyond toward the river. Dry cells were

connected to these wires at irregular intervals. Some sixty feet away from the starting point where deep water was encountered, the wires were connected to bunches of ten or fifteen cells each and the ends tossed into the stream.

Additional ground connections were made to a radiator in the operating room and to a water pipe underneath the building.

When the station was being tested to see if the increase in "radiation" was very great, we were disappointed, for the insulation in the aerial had not been changed, but during that very test our signals were heard in Boston for the first time.

This experience made me appreciate the importance of a good ground more than any theoretical treatise I ever read. In



fact, this and subsequent practical work has led me to believe that there is no surer, easier, and more economical way of increasing a station's range than by putting in the very best ground that circumstances will allow.

My own station, 1AE, graduated from a one inch spark coil on December 21st, 1919. It is located on the third floor of my home, and its surroundings are probably typical of a large number of amateur stations, for there was little space to erect an antenna, and none of the various types of buried ground systems were practical, and an insulated counterpoise was out of the question. Furthermore, the appearance of the house could not be marred by masts which were too obtrusive, and noise had to be eliminated without resorting to remote control.

The house is on a hill, which is advantageous, but its exposed position called for a mast of unusual strength, and an aerial which would not blow down easily. Some years ago I designed and built an iron pipe mast to hold up one end of a six wire aerial 250 feet long. It was mounted on a flat roof in the rear part of the building, thirty odd feet above the ground. The photographs and diagrams show its constructional details clearly. It will be noticed that the sections are telescoped into each other and secured by bolts. This overlapping at the joints gives unusual strength. Reducing couplings are almost certain to snap while the pole is being raised. The mast should be erected so that the bolts passing through the pipes merely support the dead weight of the sections above them. Place them at right angles to the direction of the pull exerted by the antenna so that the sections can swing back and forth slightly, around the bolts as axes, and then all side stress is transmitted to the pipes themselves.

It is unsafe to attempt to mount a mast like this on a sloping roof where a good working platform for yourself and your assistants is lacking. It can readily be mounted in a concrete base in the ground.

It is obvious that this type of mast is good looking, and that it presents little surface to the wind. Rust is its greatest enemy, and great care should be taken to protect the pipes thoroughly with two coats of good metal paint before the sections are bolted together. The top of the mast should be carefully plugged with a piece of wood, and the joints below caulked with tar to keep water out of the inside of the pipe.

When the ban on amateur stations was lifted, the mast needed a new set of guy wires and a coat of paint. This was managed by hoisting a ladder to the top of the chimney and lashing it securely to the mast. Other ropes were fastened to the ladder like guy wires, but they were not called upon to bear much strain, for the mast held firmly, and the chimney supported the greater part of the dead weight.

Number ten galvanized iron wire was used in place of stranded wire, because the stranded kind had rusted out very quickly before, probably because water collected in the little crevices between the strands. The first section was guyed four ways, and the second three. The wires were insulated top and bottom with large porcelain cleats which were bought at a big electrical supply house in Boston for something like eighteen cents a pair.

I subsequently regretted that I did not replace the iron wire that fastened the pulley to the top of the mast. Later I had to climb the pole hand over hand and bolt a new block into the hole where the old

block's fastening wire used to pass through the pipe. I did have inspiration enough to put an additional pulley onto the mast at the second joint just below the top section, and run a second halyard through it for emergencies.

The aerial was a conventional flat-top thirty-five feet long. It ran to a six foot mast on another flat roof a story higher than the one on which the iron mast was mounted, and a thirty-foot lead-in of number four copper wire connected it to the lightning switch on the window-sill of the operating room which is on the third floor of the house, and on the same level as the base of the iron mast. Inside the room, a ten-foot stranded cable made up of four No. 16 copper wires led to the instrument table. The lead-in insulator was an Electrosh bushing fastened into a hole cut in a board placed across the bottom of the window. The lower window casement shut down tightly against this board, to keep out the weather.

Although the room was far above the ground, a good ground connection already existed. The instrument table was near a large chimney, and several pipes had been plumbed through the air space around it. Consequently connections to gas and steam pipes were available in the room, and an exposed water pipe in the attic above could be reached by a thirty foot length of copper ribbon. Connections to all three pipes had been made with copper ribbon, half an inch wide, run along the baseboard near the floor, and a main connection ran to the change-over switch on the wall above the table. In addition, there was the standard No. 4 lightning wire running on porcelain knobs down the outside of the building, and connected to a ground clamp on the water pipe in the cellar, on the street side of the meter. This was connected to the other grounds by a copper ribbon.

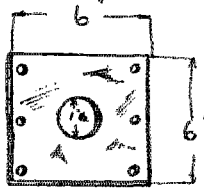
In my particular case, best results were obtained by grounding onto everything in sight, but this does not hold in every case. Whether it is the best policy or not can only be determined by the "cut and try" method.

After a "BX" cable was fished up through the wall by an electrician, and connection made to the lightly-loaded side of a three-wire system which was available down cellar, the transmitting set was assembled. Before the war, the instruments had been used at the Harvard Wireless Club, and later were sold to 1PM, West Newton, Mass., shortly before hostilities commenced. There was a glass plate condenser of the series parallel type, a small 12-stud rotary which gave a note of 720 sparks per second, and whose electrodes were filed to knife edges to give a super-quick "break", a "near-Telefunken" pancake O.T., a telegraphy key with extra heavy silver contacts, and a hot wire am-

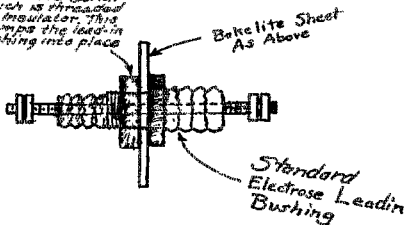
meter reading up to three amps.

The finest instrument was an "old stand-by" transformer, one of four which as I understood it were built by Cutting & Washington for experimental purposes. Roughly speaking, it had a sixty-cycle primary and a 500-cycle secondary, and although the power factor was not very good, it worked perfectly at high spark frequencies, a radical departure at the time it was designed. The other instruments were not as efficient as could be wished. I planned to eliminate them as opportunity should afford.

The transformer was tapped to draw 250, 500, and 750 watts. When I tried to use the half-kilowatt tap, it became evident



*Electrode Cellar
which is attached
to insulator. This
clamps the lead-in
making into place*



*A simple way to increase
the carrying capacity of a
small electrode lead-in bushing*

immediately that the insulation on the O.T. and the change-over switch (which had a wooden base) was totally inadequate. This was due to the fact that the station was located some distance above the ground, and the voltage in the secondary winding of the O.T. was much greater than it had been at 1LE and 1PM, which were both located in basements below the level of the ground. A Clapp-Eastham change-over switch and a hinged O.T. had to be installed immediately.

Then the antenna insulation broke down. The aerial was lowered, and four Electrode ball insulators in series were connected to the end of each wire at the farther end of the flat top where the pressure naturally was greatest, and a ten-inch Electrode insulator fastened to the halyard. At the station end two Electrode ball insulators were used on each antenna wire, and two more on the halyard. Now the insulators in the operating room which guyed the lead-in out from the wall began to spark. The lead-in made sharp turns at both places where these insulators (single por-

celain balls) were attached, and the voltage at these bends was quite high. This was remedied by making the turns less abrupt, and insulating with three Electrode balls at the first bend just above the operating table, and with four Electrode balls at the second turn six feet farther on.

Thwarted there, sparks began to fly at the base of the lightning switch which had been mounted on blocks of hard rubber about an inch and a half square. As it was winter-time, I disconnected it altogether.

All these changes lessened fire hazard, but I didn't begin to do "DX" work. My log covering these first few days is rather incoherent, but one entry is significant:

"Dec. 22nd. Re-insulated aerial.

Grounded set on tin roof, grounding conductor pipe at bottom.

Radiation runs up from 1.6 to 2 amp. on 250 watts...."

It is true that my hot wire meter is not of the thermo-coupled type, and therefore not quantitatively accurate, but this increase in its reading was large enough to be striking. The tin roof referred to is a narrow one about two feet wide which runs along outside the dormer windows on the third floor and extends about two-thirds of the way around the main part of the house. The conductor pipes leading down from it are copper, and the one I grounded made connection to this narrow roof and also to a much larger tin roof about 70' x 10' over the front piazza. As not all of the joints in the conductor pipe were soldered, such a marked increase in "radiation" had not been expected. I presume that the distributed capacity of these large surfaces of tin had not been properly appreciated.

It was not until January 17th that my signals were heard at any distance. On the 20th, a card from 2BK announced that I was QSA, but tuned to 175 meters, where few amateurs could tune their receiving sets.

I had tuned my transmitter by cutting in all six turns available in the secondary of the O.T., and bringing the closed circuit into resonance by holding down the key and varying the position of the sliding contact on the primary by means of the insulated handle. The coupling at the time was about 40 degrees, and the hot wire ammeter was used to determine when the resonance point was reached. No wave-meter had been used to check the wave.

Evidently a loading-coil was needed, and a Clapp-Eastham helix was immediately installed. This coil had a beneficial effect beyond merely enabling 200 meters to be reached. It "stiffened" the open circuit, sharpening up the wave. Small changes in wave length could be effected by cutting a turn or two in or out and

merely turning the handle on the primary of the O.T. until the hot wire meter registered a maximum. The coupling did not have to be varied, for the number of secondary turns in actual inductive relation to the closed circuit remained the same, and the latter could be brought to resonance with but a very small change in inductance. It would be possible, for instance, to cut out the whole loading coil and turn the handle on the primary of the O.T. to a predetermined spot if I wanted to drop down to 175 meters, but this was never done in practice as few stations could tune down that low.

No more improvements were instituted for a few days; then followed a disastrous attempt to muffle the rotary gap by enclosing it temporarily in a cardboard box. The composition rotor melted into a grotesque mass, and my teeth still chatter when I recall the rasping sound she made when she hit the stationary electrodes going 3300 R.P.M. I bought a new rotor and "carried on", but there were other members of the household who regretted the failure of this "great experiment" more than I.


(To be concluded next month)

New Apparatus

THE piece of apparatus we have chosen for this department this month is the first thing of its kind that we amateurs have ever seen—a short-wave radio frequency amplifier designed for amateur communication, made by the Radio Instrument Co., Washington, D. C.

Briefly described, the instrument uses interchangeable iron-cored transformers for various bands of wave lengths for repeat-

several years experimental work and we are told they work effectively on waves as short as 150 meters. The completed transformers are sealed into a case made of square bakelite tubing, with leads brought to contacts at the ends, so that they plug in to spring clip terminals whereby the transformers between each stage may be changed quickly for various wave length ranges. No details are available on the construction of the transformers but we are



ing between tubes, uses any standard tubes, either soft or hard detector, and is furnished in various combinations of r.f. amplification, detector and a.f. amplification. Our photographs and hook-up illustrate the type known as JM-3, employing three radio stages, a soft detector, and one stage of audio amplification.

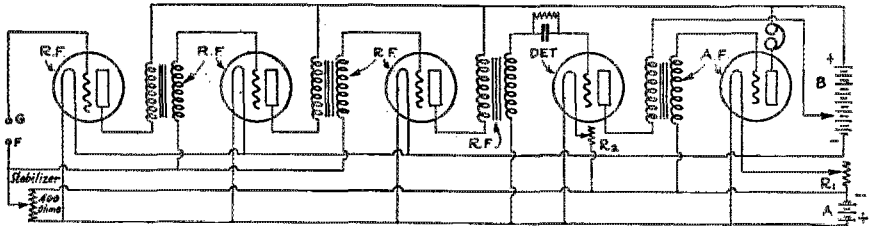
The r.f. transformers are the most interesting feature. They are the result of

informed they can be duplicated effectively only by intricate machine work, so that even if generally known the information would be of little value to amateurs. The regular set of transformers covers 150 to 650 meters, with other sets covering up to 2,000, 5,000, and 12,000 meters, respectively.

The best results are obtained with the use of Radio Audion Co.'s RAC-3 tubes as amplifiers, with a soft tube as detector.

The RAC-3 gets down to the short wave lengths effectively, because of its lower capacity, and the wave length ranges given in the preceding paragraph are with this tube. A-P tubes work well at 170 meters

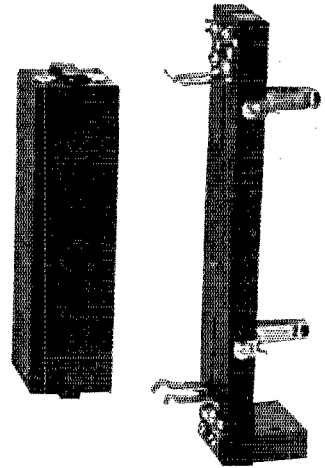
friends it will find a ready place in DX stations. 5ZA, by the way, has been read four feet from the phones in Washington on such a set working on an overhead antenna.



and Radiotrons as low as 180. A-P and Radiotron valves are preferable where high voltage amplification is desired, altho more careful construction is necessary for such operation. The sets are produced for either style of tube, our photographs illustrating the type employing RAC-3's, which snap into clips on the reverse side of the same mounting that carries the transformers. There are no critical adjustments on the set unless a soft detector is used, where voltage adjustment will be necessary. A hard tube may be used, at a slight loss in sensitivity.

The wiring diagram explains itself. All the amplifier filaments are controlled by one special rheostat, the detector filament by another. A fixed potential of 30 to 45 volts is used on the amplifier anodes but the detector voltage is variable. There is but one other adjustment—the "stabilizer", in essence a potentiometer controlling grid bias on the r.f. amplifiers.

Radio-frequency amplification of course is an extremely desirable thing and we have long awaited it. If this equipment lives up to its appearance and the claims of its



One of the R.F. Transformers and the Mounting on which both it and the tube are held by clips.

Better Sending Set Arrangement

By Carlos S. Mundt, 6AJ

SO many amateurs make beautiful receiving cabinets and neglect their sending set, strewing the apparatus all over (and under) the table with the lead wires running everywhere that necessity or fancy may require. Just stop a moment, gentle reader, and call to mind the number of amateur friends who have good, efficient, compact sending sets to match the attractive receiving equipment! But there is no reason why every amateur should not make an effort to improve his arrangement, as the writer will attempt to show.

To be efficient a sending set needs just

as much compact arrangement as a receiving set, assuming of course that the individual units are in themselves fairly good. The writer has rebuilt his set along the lines indicated in the diagram and with excellent results.

A cabinet 12 in. wide, 24 in. long, and 6 in. high was constructed of ½-inch maple, the top being cut in two to facilitate removal and the ends inset to allow for the 110-volt controls. This box was to house the transformer and condenser. The oscillation transformer and rotary were then mounted on the two sections of the top and leads from the inside are brought

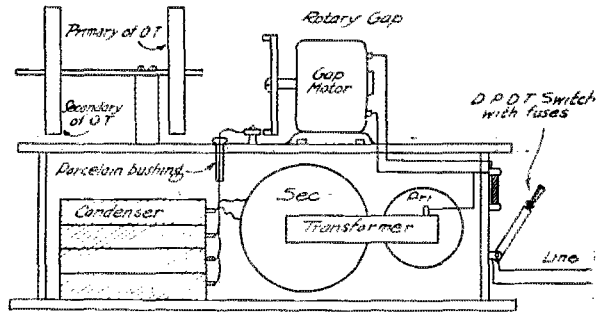
thru porcelain tubes which are placed in holes drilled into the cut which separates the top sections. Thus either the O.T. or the rotary may be separately removed without affecting leads to itself or from the transformer and condensers.

Changes will undoubtedly have to be made in the dimensions to suit the individual needs of those who wish to use this plan. For example, an oil-immersed condenser would, because of its shape, require a different construction to house it than the moulded type which was used by the writer. A different type of O.T. probably would require a different length of box.

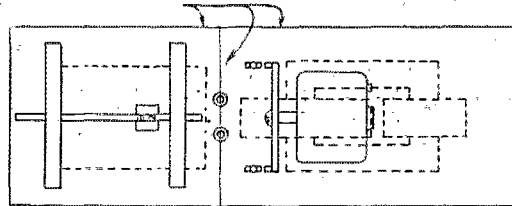
Whatever the changes in dimensions the advantages remain the same:

- (1) Low tension leads all at one end, high tension at the other.
- (2) Saving in table space (only 2 sq. ft. required.)
- (3) Short leads, making for efficiency.
- (4) Main switch starts gap as well as supplies current to transformer.

- (5) Gap and O.T. always within easy reach for adjustment.
- (6) The top instruments easily and quickly removable when necessary, and with their removal those within are exposed to view.



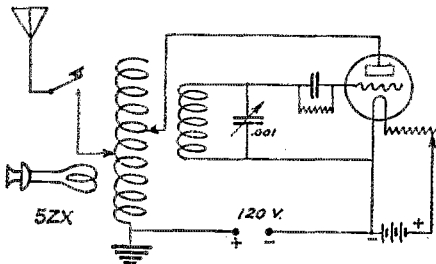
Top in two sections with porcelain bushings in the line between the two sections




A Battery-Operated Radiophone

THE accompanying photographs are of a very simple yet efficient little phone set constructed by 5ZX, Houston, Tex., on which telephony over distances up to 97 miles has been attained. It uses a single 5-watt tube, absorption-loop modulation, and a storage "B" battery for anode supply.

detector grid condenser is used, with the grid leak consisting of a heavy pencil mark. The inductances shown were designed for rather long wave lengths, 5ZX



The circuit is the justly-famous British aircraft hook-up originally described in these columns by 1DH in July QST. The outer coil is the antenna inductance, and is wound on a Quaker Oats box, while the inner form is of just the right size to slip over a Murdock 48-plate condenser. A



using the set on 375 m., but the circuit is capable of getting down to 200 nicely. It will work with any small power tube or any of the hard amplifier tubes.

Anode supply is obtained from a home-made B battery of 60 lead cells, giving 120 volts. The cells are made of 1" by 7" test tubes, the elements of plain lead strips that have been "gashed" with a knife to increase the active surface.

(Concluded on page 53)

The Design of Loop Antennae

By David S. Brown

Presented Before Radio Club of America, Columbia University,
January, 1921.

THE use of loop or coil antennae for receiving is too well known to require any introduction. It is not believed, however, that the design of loops for specific wave lengths and for various uses is thoroughly understood. The purpose of this paper will be to explain the factors which enter into the practical design.

Loops serve a two-fold purpose. First, they function as antennae for either transmitting or receiving. Second, they may be used to determine the direction in which a wave is travelling.

It is fairly obvious that such factors as size and shape will affect both the directional and receptional qualities of a loop. Just how these factors together with others, such as number of turns and spacing, do control and limit the proper functions of a loop will be subsequently shown.

For convenience loops will be considered as either (a) spiral or (b) solenoid. (a) Spiral loops are those which are of the pancake type each turn of which encloses an area smaller than the preceding turn. (b) Solenoid loops are those which are of the helical type every turn of which encloses the same area. Two solenoids mounted at right angles to each other constitute a "crossed coil" loop.

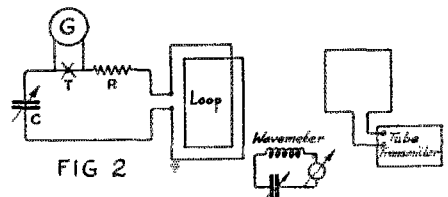
In order to determine the effects due to various shapes many loops have been made and actually tried. In each loop the factors N (number of turns) and A (area enclosed by one turn) were kept constant so that the results served as a fair comparison between the different shapes. In each case the loop was shunted by a tuning condenser and connected directly to a vacuum tube detector set. The telephone receivers were shunted by a constant impedance resistance or "audibility meter". The transmitter consisted of a quenched spark set with an aerial of the "umbrella type".

After the signal was tuned in, the loop was rotated and audibility read at every ten degrees. The audibility readings were plotted on polar co-ordinates. Reproductions of the various shapes and windings are shown in Fig. 1. These curves are not drawn to scale and should be considered qualitatively only.

In Fig. 1 (a) is a square loop of the spiral type; (b) is a rectangular loop; (c)

is the same loop as (b) except that it is turned in a vertical plane so that its longest axis is perpendicular; (d) is a triangular loop; (h) and (i) are "figure 8" loops. (e) and (j) are square loops with "figure 8" windings; loops (e) and (g) had parts of the windings entirely enclosed in a metallic shielding which was grounded.

The polar curves of loops (a) and (b) indicate rather broad maxima and sharp minima. Loops (c) and (d) indicate sharp maxima and rather broad minima. Loops (e), (h), (i) and (j), especially the last, show very little variation between maxima and minima. When the shield of (e) was ungrounded, the curve (f) resulted. In this case the loop effect was practically reversed. (Note: In each case the signal is supposed to be coming along the zero axis from right to left.)



It was found that with almost every loop the signals disappeared when the loop was held in a plane about 30° to the earth as indicated in (m). When the loop is raised to a position parallel with the earth, as in (n), it is practically non-directional and acts as a simple aerial. Further tests were tried to ascertain the properties of loops elevated above ground and placed below ground. In the former case the actions were somewhat erratic; but the tests were too incomplete to be considered. In the latter case no loss in directional properties was noticed in a dugout some twelve feet underground.

The loop of Fig. 1 (k) differed slightly from (a) in that the turns were spaced more and the winding continued further until it nearly filled the area. This loop showed some very interesting features and will be more fully discussed later.

On the whole these tests showed that both for receiving and for direction finding the square loop gave the best signal and quite satisfactory directional qualities.

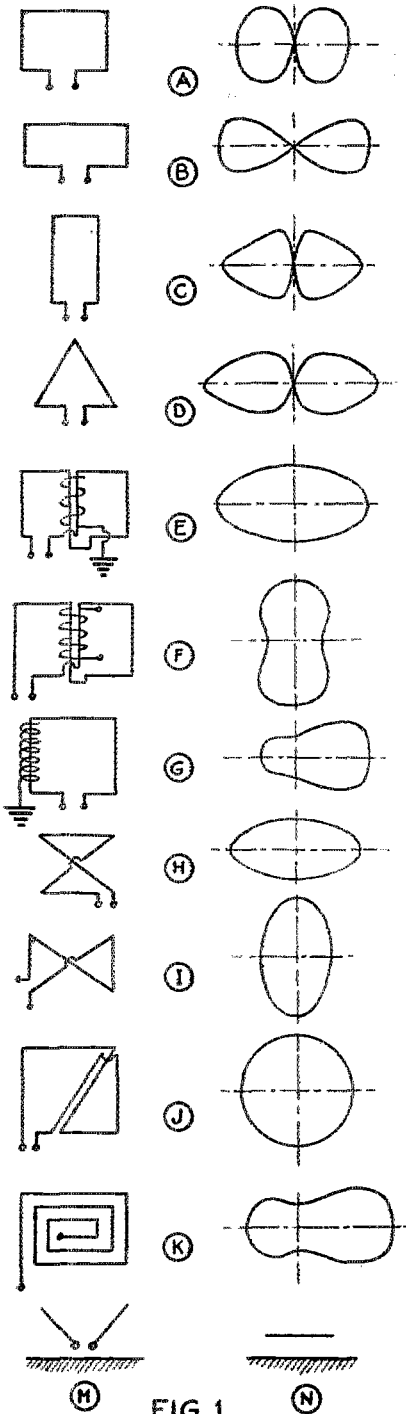


FIG. 1

It is apparent that for any given size of loop more turns can be got on a solenoid than on a spiral. Furthermore, the solenoid is less directional than the spiral. For these reasons the square solenoid will be considered hereafter as standard for ordinary receiving, while the square spiral may be used for direction finding.

In order clearly to understand the methods of design it is necessary to consider the theory of loop reception.

At any instant the value of e.m.f. induced in the loop is

$$e = N \frac{d\phi}{dt} 10^{-8} = NA \frac{dh}{dt} 10^{-8} *$$

where N is number of turns, A is area of one turn, ϕ is the flux, e is instantaneous value of e.m.f., h is instantaneous value of field intensity, H_0 is maximum h . For a harmonically varying field

$$h = H_0 \sin(\omega t)$$

$$\frac{dh}{dt} = H_0 \omega \cos(\omega t)$$

Then

$$e = NAH_0 \omega \cos(\omega t) 10^{-8}$$

At resonance the instantaneous value of the current is $\frac{E}{R}$

$$i = \frac{e}{R} = \frac{NAH_0 \omega 10^{-8} \cos(\omega t)}{R}$$

The effective (R.M.S.) current is

$$I = \frac{i}{\sqrt{2} \cos(\omega t)} = \frac{NAH_0 \omega 10^{-8}}{\sqrt{2} R}$$

The voltage across a condenser is IZ or $\frac{1}{j\omega C}$

so that the voltage from the loop across the condenser (i.e. the voltage which actuates the detector) is

$$E_c = \frac{NAH_0 10^{-8}}{\sqrt{2} jRC}$$

$$\lambda = \frac{V}{f} = V 2\pi \sqrt{LC}$$

$$\frac{1}{c} = \frac{4\pi^2 V^2 L}{\lambda^2}$$

Substituting the value of $\frac{1}{C}$ in the equation for E_c and calling all the constant terms K

$$E_c = K \left(\frac{NAL}{\lambda^2 R} \right)$$

The response to any signal, then, may

* For a spiral loop $e = \sum^n A \dots \dots \dots$

be said to depend on the value of $\left(\frac{NAL}{\lambda^2 R}\right)$

This term will be called the "Reception Factor" of a loop. The problem would appear to be to make the largest possible loop in order to have a large NAL term. But on the other hand it may be seen that the reception decreases as the wave length squared increases. And, furthermore, if the wave length is decreased (to increase the reception factor), the resistance becomes very high. It is obvious that the reception factor for each and every loop must be studied in order to determine the best size for any desired wave length.

In the expression $\left(\frac{NAL}{\lambda^2 R}\right)$ the terms N and A are arbitrarily fixed for any one loop. L (the inductance) may be either calculated or measured. λ is the wave length at which the loop is operated. R , the resistance of the loop at that wave length, is the only undetermined variable. By tests the actual resistances of loops of different sizes was determined. Fig. 2 shows a loop connected in series with a standard resistance, a low resistance thermo-couple and a standard variable condenser. The thermo-couple is shunted by a current-squared meter. A variable frequency oscillator and a wave meter are also indicated. The oscillator was tuned to any long wave length and the loop tuned in by means of the standard condenser. Readings of the meter were taken when various standard resistances were inserted in the circuit. The inductance was then calculated from the relation

$$L_{cm} = \frac{\lambda^2}{59.6^2 C \mu f}$$

and the resistance by

$$R = \frac{R_s - R_t \left(\frac{\delta_1}{\delta_2}\right)}{\left(\frac{\delta_1}{\delta_2}\right) - 1} - R_t$$

where R = loop resistance

$$\left. \begin{matrix} R_1 \\ R_2 \end{matrix} \right\} = \text{standard resistances}$$

$$\left. \begin{matrix} \delta_1 \\ \delta_2 \end{matrix} \right\} = \text{corresponding meter deflections}$$

$$R_t = \text{resistance of thermocouple.}$$

By making similar calculations of R and L at various wave lengths down almost to the fundamental of the loop circuit and by plotting the results, curves similar to those of Fig. 3 were obtained.

Both curves of Fig. 3 are in accordance

with the known facts that near the fundamental period the resistance and inductance are very high and that at long wave lengths both approach the true low frequency values. The value of inductance was assumed to be that shown on the curve at

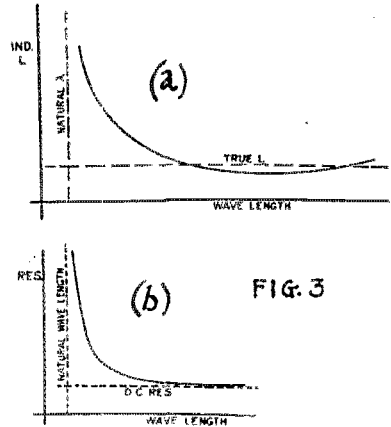


FIG. 3

a point corresponding to a relatively long wave length. The factors N , A and L being known, the values of R at various wave lengths were read from the curve and the corresponding reception factors plotted. As may be seen in Fig. 4, for any given loop there is a decided maximum in the value of the reception factor.

To determine the best spacing of turns, various spacings were tried. Loops of each size, from four to fifteen feet square, were made and the turns were spaced by successive fractions of an inch from one

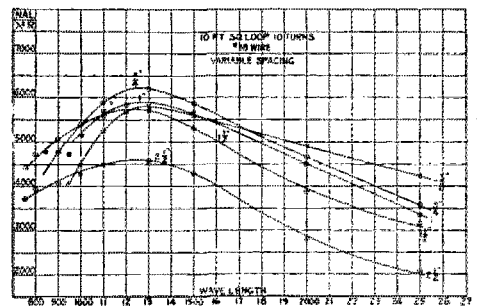


FIG. 4

quarter to one and one half inches. At each spacing, the reception factor curve was determined. Fig. 4 shows a representative series of curves for the reception factors of a thirteen foot square loop. The greatest maximum for that loop occurs when the spacing is one inch (center to center of turns). Consequently, one inch may be considered as the best spacing for a loop of that size. The best spacing of all sizes up to fifteen feet is shown in the

curve Fig. 5 and similarly in Table A. In all subsequent tests, the loops were made with the spacing indicated by that curve.

TABLE A.
Best Spacing for Solenoid Loops.
(Center to center between turns.)

Size loop feet	Spacing inches
4	1/4
6	7/16
8	1/2
10	3/4
12	1 1/8
15	1 1/2

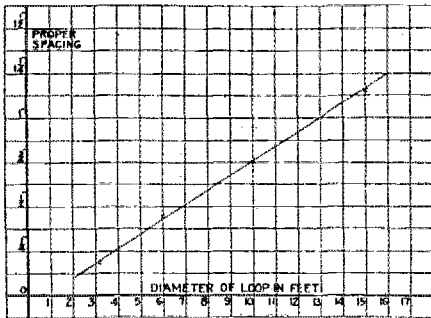


FIG. 5.

Thus far has been determined the criterion for loop reception (i.e. the "Reception Factor") and the best spacing for different sizes. The next problem is to determine the size and number of turns to be used for any given wave length or range of wave lengths. As before, loops of various sizes were made and tested over a large range of wave lengths. From the tests resistance and inductance were found and plotted. The reception factor values were calculated and plotted for each size of loop, the number of turns being gradually increased at each test.

Fig. 6 shows a group of curves for resistances of four foot loops up to 4000 meters. The smallest four foot loop consisted of ten turns (spaced one quarter inch) and the largest 80 turns. The corresponding values of reception factor are plotted in Fig. 7. It is obvious that for any given loop there is some one wave length at which the product of λ^2 and R will have a minimum value. This is clearly indicated by the shape of the curves of Fig. 7. For example, the lower left hand curve shows the reception of a four foot, ten turn loop. The maximum reception factor for that loop (3000) occurs at 800 meters. Below and above 800, the reception is very poor. For the 20 turn loop 1800 is the best wave length. However, at longer waves this loop is much better than the 10 turn loop and, conversely, poorer at the shorter waves. The 60 turn loop is better than

any of the others except at short wave lengths; while the 80 turn loop is very poor at any wave length. Two things, then, are apparent: (1) For any given wave length and given size of loop, one number of turns is better than any other, and (2) for any given size of loop, one

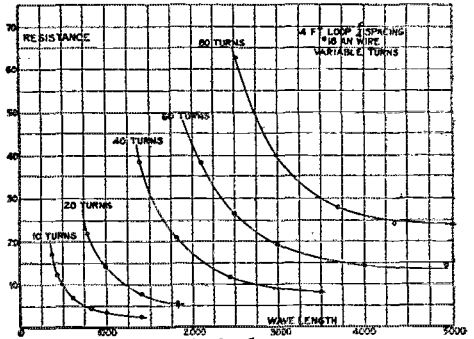


FIG. 6

number of turns gives better results over a range of wave lengths than does any other.

Figs. 8 and 9 are respectively the resistances and reception factors for a 6 foot loop. These curves correspond in general character with those for the four foot loop. Curves for all other sizes are substantially the same and tend to confirm the general conclusions of the preceding and of the following paragraph.

Comparing the four and six foot loops it will be seen that for some range one size is better than the other and vice versa. The general conclusions are (1) that for short waves large loops with few turns are

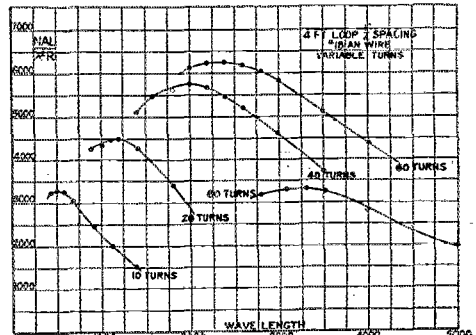


FIG. 7

better than small loops with many turns, and (2) that for longer waves large loops are better than small loops. These conclusions may be checked by referring to Fig. 10.

One series of curves of Fig. 10 shows the number of turns (of loops from four to fifteen feet square) plotted against best wave lengths. From these curves may be

obtained directly the dimensions of loops which work best on any given wave length. For example, for 2500 meters, any of the following could be used: (1) fifteen foot, thirteen turn, (2) twelve foot, eighteen turn, (3) ten foot, twenty-three, (4) eight foot, thirty turn, (5) six foot, forty turn

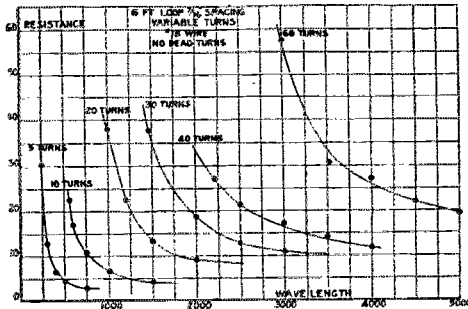


FIG 8

or (6) four foot, fifty-three turn. Numbers of turns for intermediate sizes, (i.e. 5, 7, 9 feet.....etc.) may be got by interpolating between the given curves.

The second series of curves of Fig. 10 are the maxima of reception factors for each size. From this set may be found which size of loop is best for a given wave length. In the last paragraph were determined a number of loops giving best results for their respective sizes. Now will be determined which of those loops gives the best results for that wave length. Taking the same example, 2500 meters, and tabulating the points obtained from the second series of curves,

Size	Turns	Rec. Factor
15	13	7000
12	18	7900 (approx.)
10	23	8600
8	30	9000 (approx.)
6	40	9300
4	53	6400

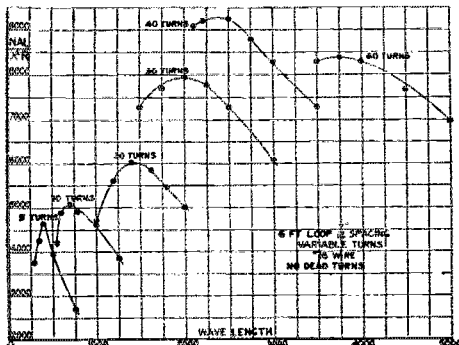


FIG 9

These figures show that of all the possible combinations a six foot loop with forty

turns will give the best reception on 2500 meters.

Similar analysis may be made for any other wave length. The following tables summarize results obtained from different sizes and also indicate in order the best sizes for various wave lengths and ranges of wave length.

TABLE B. Wavelength Range for Four Foot Square Solenoids

Turns	Best Wave Length	Efficient Range
3	250	200-350
4	300	250-400
6	350	300-800
10	600	350-1000
20	1200	900-1800

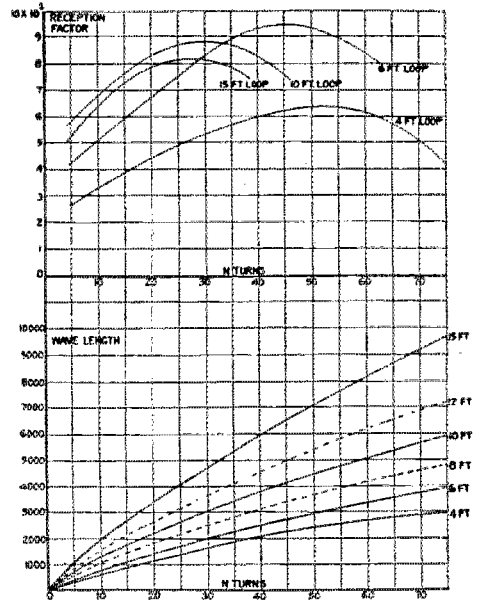


FIG 10

TABLE C. Wavelength Range for Six Foot Square Solenoids

Turns	Best Wave Length	Efficient Range
3	220	180-400
6	500	400-900
10	700	600-1200
20	1400	1000-2000

TABLE D. Size of Square Solenoid Loops for Various Wavelengths

Wavelength Meters	Size Feet	Turns N
50 to 100	(4)	1
	(3)	1

(Concluded on page 44)

EDITORIALS

de AMERICAN RADIO RELAY LEAGUE



Let's Give the Jewelers a Hand

THOSE of you who attended the Chicago Convention will remember an interesting talk by a Mr. Walker, who in the brief time allowed him told you most entertainingly of the efforts and the tribulations of the jeweler who is trying to use radio. It was our good fortune to have a half-hour with Mr. Walker later that week and we learned a lot from him. He is the editor of a monthly magazine that reaches the jewelry trade and he knows his field as well as we think we do our own. We were much impressed with the idea that there is a splendid chance for us A.R.R.L. men to make ourselves useful to the jewelers and at the same time help our own organization.

There are something over twenty-two thousand retail jewelry stores in this country, and they average three able-bodied keen-minded substantial American citizens to each establishment. Many of them already use wireless and the rest are hot prospects. The jeweler has been told for ten years by his trade papers that he needs radio in his business; for the reception of time signals, to act as a distributing station for the market broadcasts of the Department of Agriculture, etc.

But they have an awful time! They don't know what apparatus to buy, or they buy the wrong stuff, or the book says their aerial must be a hundred feet long while the store is only ninety, and what is a loop anyway? What they need, fellows, is a little of the A.R.R.L.'s help. Any radio amateur can tell them in ten minutes what they want to know, and they'll appreciate it mightily. They know they need radio but they lack the confidence to jump into it alone. There is where we come in—we furnish the confidence. The ground is already prepared. A little local missionary work will reap a harvest that will astound you.

It's easy to get time signals. We know that, but it's because we know how. The jeweler has trouble because he doesn't know how, or lacks confidence to tackle it unaided. If an A.R.R.L. man would talk to him a few minutes it would all be changed. We need these men, fellows. They are the class of substantial citizens the A.R.R.L. needs for members. If we'll do a little work

in showing them how easy it is to make radio serve them, they'll use it, and sooner or later they'll be actively in the amateur game for its appeal cannot be resisted as we all well know. Local clubs will benefit too, for here will be permanent members who are good fellows and fine mechanics. It will be easy. There are an average of three jewelry stores in a town; after one has secured radio time the other two will not allow him to be the only one to enjoy the benefits and privileges of this wonderful art.

Now! Every member of this big organization ought to consider himself a committee to drop in on his local jewelers and see if they aren't looking for more light on radio, and a hundred to one they are. Give it to them. They're just crazy to find somebody to whom volts and cycles are an open book and you're that man. Tell them what they need to get time signals and show them how easy it is. Get them for members of your local club and of our A.R.R.L.—we all want them with us.

You scratch the jeweler's back and he'll scratch yours. And, who knows, maybe he can use that receiving set you'd like to sell.

Our Magazine

ABOUT every so often we get to wondering if all of you fellows are remembering to mention QST when you write to our advertisers. You know, men, this is your magazine and it's up to you to keep it going. Let's go over the story again briefly:

The A.R.R.L. is an organization of amateurs. Its purposes are well known. It has a charter but no capital stock. Its members own it, and elect from their number the directors who look after its affairs. It's non-commercial and devoted to not one solitary thing except the welfare of its members. It owns QST, which is its mouth-piece. That means that QST is yours—not idle talk, it really is, for it belongs to nobody else.

QST is just what you make it. It chronicles your activities. The articles are contributed by the membership for the common good. All we do is paste it up and keep it in the middle of the road. It is supported by its advertising—absolutely. Advertising is necessary to its life, and its

life will always be in proportion to its advertising. The latter will always depend on the results the people get who spend their good money with us. Therefore it's up to us who own this magazine to make them glad they're with us.

What must we do about it? It's simple. Support QST's advertisers, the men who make your magazine possible, buy your equipment from them, and be sure that you tell them that it is their advertising in QST which is bringing them your business. Members of the A.R.R.L. get good service from the advertisers, the advertisers always want to know where the place is that will bring them the most results from their money, and it will help to make your QST bigger and better because it will bring your money back to your organization in the form of advertising.

Please don't forget it.

Listening Hours

LAST spring it was suggested that if we amateurs would be willing to forego our brass-pounding a little, and would co-ordinate our QRX-ing so that all of us in a given part of the country would be standing by at once, we'd have a pretty good chance of hanging up some DX records. So during the summer we asked the bunch thru QST what they thought of the idea—should we do it or was it not worth the trouble? We got quite a few hundred replies endorsing the idea and agreeing with the original proponent that it was a peach of an idea. And we got not one single word of objection.

So the Traffic Manager framed a scheme, and on page 18 of this magazine for August he published a map, showing the country divided into QRX periods, with a time schedule to go by.

So far, so good. But are we observing them? We are not! Really, why not, fellows? It seems to us to be crackerjack idea, with a handle to it, and well worth the trying. It requires every man to stand by an hour on three nights of the week, knowing that at that time his two-thirds of the country is QRX-ing and thereby creating an excellent opportunity to hear some of the fellows over in the far-distant third of the country. "Distance" is one of the chief charms of amateur radio. We want our receiving sets to be able to pick up signals from a great distance, and when they do we are proud of them; and we want our transmitters to reach out, and no man knoweth the pride of a DX amateur in his transmitter! The Listening Hours were designed to help in just this.

Now if we don't want them let's abolish the schedule and stop fooling ourselves. But if we do want them, as we here really believe we do and as so many letters testified, then let's observe them, honorably and

sportsmanlike, and get our neighbors to do likewise. Page 18 of August QST—take a look at it.

The Radiophone

THERE has been lots of talk going the rounds about the radiophone—what a wonderful thing it is, or what an infernal nuisance it is, according to the viewpoint of the speaker or according to what kind of radiophone he has listened to.

Right there is the answer! A real radiophone is a wonderful thing, and the high class concerts broadcasted on schedule by stable firms are doing more than any other single factor to bring into this fascinating game of ours the type of people we want. The prime aim of our A R R L. is the furthering of Citizen Radio and we look forward to that day when every home will have its radio installation—when powerful central stations will broadcast news, concerts, lectures, entertainments, and everyone may get them without stirring from his living room. That day is coming.

Nor have we anything unfavorable to say about the experimenter—more power to him. By his efforts may he continue to improve our art. But the amateur concert fiends! How do they get that way? It looks as tho' every bird who assembles a radiophone feels a heaven-sent inspiration to "favor" the community with music, without any regard whatever to the awfulness of the modulation, the ungodly supply ripple, the travesty on music which his alleged phonograph grinds out. Honestly we have seen some of these ginks with one-half of 60-cycles on the plate and a microphone in the ground lead, grinding out their terrible QRM for two hours per night on schedule, and blessed if they didn't think they were doing the community a big favor. With this sort of thing we haven't the least bit of patience, and we think it ought to be handled the same as any other sort of deliberate QRM.

However, there are many amateur installations capable of giving good music and many amateurs who like to listen to it. In a number of communities it has been found desirable to set aside a definite place in the evening's schedule for phone concerts, and this, like the general scheme of dividing working hours, is something for each community to determine according to its sentiment.

For the handling of relay traffic the telephone so far has failed miserably, and it isn't at all likely that it will ever come into any general use for that purpose, mainly for the big reason that any telephone set is capable of covering three or four times its phone range when used

(Concluded on page 51)

With The Radiophone Folks

THIS is the humble beginning of a department which will be devoted to the interests of that constantly-increasing army of Citizen Wireless amateurs who are primarily interested in the reception of radiophone broadcasts.

First and foremost we will endeavor to present here the schedules of the better class of broadcasting stations. The few we list this month by no means cover the field. Suggestions from readers as to where more information on such broadcasts can be obtained will be appreciated.

And then we want to tell in this department of the novel and interesting features of coming affairs and of those of the past month as well, and to present non-technical articles that will be of help in this line of work. Suggestions and ideas will be welcomed.

(A word to the brass-pounding old A.R. R.L. gang: You must know a dozen friends who are interested in receiving radiophones. This is a department for them. Please tell them about it; they will need QST and we want them as members.)

Grand Opera on the West Coast

On Sept. 29th radio stations within a radius of a thousand miles from San Francisco were treated to a wonderful half-hour of grand opera sung by stars of the Scotti company from station 6XG of the Leo J. Meyberg Co., thru the co-operation of the latter company and "The Bulletin", the largest evening paper in San Francisco.

The stars of the evening were Mmes. Queena Mario and Myrtle Schaff, who with Joseph Hislop and Mario Laurenti made up a quartet. The program consisted of three numbers: "La Donne e Mobile", from "Rigoletto", sung by Hislop; the "Toreador Song" from "Carmen", sung by Laurenti; and the quartet from "Rigoletto", probably the most famous of all quartets and a thrilling, inspiring thing, sung by all.

The entire Pacific slope was hushed for this performance. In many cities there were parties of up to fifty listening at a single station, and it is conservatively estimated that at least eight thousand people heard it.

A station similar to the one which sent out this concert has been installed by the Meyberg Co. in Los Angeles, on the roof of Hamburger's Department Store. The Hamburger people are so much enthused over it that they have opened a free school

for instruction in radio, with an accomodation of 350 pupils a week.

Electioneering by Radio

For the first time in the history of electioneering, candidates were able to talk to the public without the latter leaving their homes, when arrangements were made in Pittsburgh by the Westinghouse Electric & Manufacturing Company to send broad-



Miss Dai Buell

—Photo by Bachrach

cast by radio the speeches by the candidates. The nominations for mayor proved a very bitter fight in Pittsburgh recently, and radio was called into play to get the messages of the candidates to the people. In this way thousands of persons were addressed at one time without the inconvenience of leaving their own radio set. Each candidate for mayor was sent to the broadcasting station, where he was allowed five minutes to tell the reasons why he should be elected to the office. This proved to be quite popular, and excited a great deal of interest in Pittsburgh and vicinity.

Miss Buell Plays for New England

The first wireless recital exclusively piano ever given was broadcasted Wed-

nesday evening, November 2, from the high-powered transmitting station of the American Radio and Research Corporation at Medford Hillside, Mass.

Next only to the unique method of entertainment was the prominence of the concert artist, Miss Dai Buell, who ranks among the leading pianists of America, according to the musical experts. Miss Buell interpreted the works of such master composers as Beethoven, Schumann, Chopin, Weber and Schubert, interspersing her selections with explanatory talks. Tetrizzini sang by



Miss Buell playing at Medford Hillside.

wireless for the Navy several months ago, but Miss Buell is the first celebrated artist to give a piano recital for the wireless public.

The concert was given in a specially prepared room in which a very large transmitter was placed directly above the sounding board of the piano. Transmission was on wave length of 350 meters. Reports were received that the music was heard not only by listeners in all parts of New England, but as far away as Canada, Ohio, Pennsylvania, Virginia and ships at sea. A very conservative estimate of the possible wireless audience was 25,000. The call letters of the transmitting station where Miss Buell gave her concert are Amrad 1XE.

A lot of folks have had trouble with their loud-speakers. They amplify telegraphic signals all right but the voice is "distorted" so that it barely can be understood. The following article has been written especially for us by a man intimately connected with the manufacture of these devices.

Making the Most of Your Magnavox

By Herbert E. Metcalf*

IN common with all new and unique electrical apparatus, the Magnavox electro-dynamic loudspeaker—the receiver with the movable coil—must be used in the proper manner in order to obtain the truly remarkable results of which it is capable. Many thousands are in daily use, giving wonderful results because their owners know how to utilize them to the best advantage. However, there are a few owners who do not fully understand the operation of the Magnavox, and it is for them that this article has been written. But in order that you may be able to determine the proper usage it is necessary for you to understand somewhat of its construction and electrical constants.

None of the features of the Magnavox can be compared to an electro-magnetic receiver. Its construction, like that of a motor in which the armature might be said to be moving up and down instead of turning, gives it the internal characteristics of a motor. Due to the fact that the movable coil floats freely in a magnetic field there are no pole pieces to hit and the freedom of movement of the diaphragm is limited only by its elastic limit. The movable coil is surrounded by the iron field which has the effect of a closed secondary and its impedance is very low, about twenty ohms at 800 cycles. That is the reason for the stepdown coil, and also shows you that the Magnavox is a current-operated device and that the more current which can be passed through the little coil the greater will be the response. This stepdown coil relieves the movable coil of the D.C. component of the output circuit of vacuum tubes. There is no loss in eddy currents in the receiver and its electrical constants are such that a maximum of approximately 2000 milliamperes of voice or modulated current may pass through the little coil. Two thousand milliamperes of current will produce audible signals which can be heard many miles in quiet surroundings. Any less current will produce signals in exact proportion.

In modern radio-telephone reception there are two desired results—volume, and lack of distortion. Volume I need not speak of, for it is well known that practically any volume desired may be easily obtained from the Magnavox by increasing its input. Distortion, then, is the stumbling block over which a few amateurs and experimenters are having trouble.

It must be remembered that when the Magnavox was developed there were no radio telephone stations available for the

*Director of Publicity, The Magnavox Company.

amateur to hear. The Magnavox was primarily developed for public speaking and the reproduction of music from phonograph records. It may be stated on authority of governmental experiments and private researches by individuals in no way connected with the company that the oscillograph will show and prove that the electrodynamic receiver distorts received wave forms to a far less extent than any other receiver or converter ever yet invented or developed, and will reproduce the consonants T, P, and S over wire lines or wireless perfectly, when used correctly. Speech was perfect over an old wire line from Denver to New York with no repeaters, where the Magnavox was used, and the electro-magnetic receiver

was unintelligible. Why then do we hear distorted voice and music as reproduced from a receiving set tuned to listen to radio telephone speech and music?

The reasons are many, some of which you can yourself prevent, and some which must be prevented on the transmitting end.

Let us follow the music or speech at the transmitter. The greatest trouble here is that the man at the transmitting end is usually determined to put into aerial every last bit of power he possibly can. He overloads his plate, doesn't dare to brighten his filament for fear of burning it out, and in consequence forces his tube to work on an unfavorable part of his tube's characteristic curve—and the result is "rotten". He may over-modulate his set—a common fault

Schedules of Radiophone Stations

CALL	CITY	OWNER	WAVE	SERVICE	TIME	RANGE
KDKA	E. Pittsburgh	Westinghouse	330 m.	Music	9 p.m. to 10 p.m. exc. Sun.	1000 mi.
				News	9:30 p.m. exc. Sun.	
				Market Reports	8:05 p.m. exc. Sat. and Sun.	
				Organ Recitals	Sat. 8:15 p.m. and Sun. 4 p.m.	
				Sermons	Sun. 7:45 to 9 p.m.	
WBZ	Springfield, Mass.	Westinghouse	375 m.	Concert	Mon., Wed., Fri., 8 to 9 p.m.	150 mi.
				Sermons	Sun. 8 to 9 p.m.	
WJZ	Newark, N. J.	Westinghouse	360 m.	Concert	8:20 - 9:15 p.m. daily	300 mi.
1XE	Medford Hillside, Mass.	Amrad	350 m.	Music	Wed. evenings	
				Sermons	Sun. evenings	
				Police Reports	Daily at 7:45 p.m.	
6XC	California Theatre, San Francisco	Atlantic-Pacific	1250 m.	Concert & News	Daily exc. Sun. for 30 minutes starting 4 p.m., 7:15 p.m., and 9 p.m.	1000 mi.
6XG	San Francisco	Meyberg	350 m.	Press Weather Grain Produce	Daily exc. Sun., 4:30 to 5:30 p.m. and 7:45 to 8 p.m.	1000 mi.
				Concert	Mon., Thurs, Sat., 8 to 9 p.m. Sun. 10 to 11 a.m.	
6XAK	Los Angeles	Meyberg	266 m.	Concert	Daily exc. Sun., 4 to 5 p.m. Mon., Thurs., Sat., 8 to 9 p.m.	500 mi.

—and get plenty of noise but poor music and speech. If he builds his own set the electrical characteristics may be such that they in themselves cause the distortion, and nothing can prevent it except proper design. These operators would be aghast if they could compare the oscillogram of their microphone circuit with the antenna modulation curve and see the enormous distortion between the microphone and antenna.

Let us say, however, that the music and speech gets into the air in a fair manner and sounds good on a crystal and a loose coupler. Why is it so poor when it is loud? Why does one station get it loud and good and the next one loud and poor? In order, there are many things to watch. The receiving set is a great offender. Regeneration absolutely spoils music and speech. Not alone its characteristics but it makes the speech JUMPY. It goes along all right until the speech is loud and then bles out with two or three times the proper volume—the tube slops over and becomes more sensitive to loud impulses than to small—it is set too close to the oscillating point. Besides, voice and music have no business chasing around back and forth through a receiving tube as well as being rectified—they have too many delicate harmonics and overtones the loss of which is fatal to good reproduction. So those of you who attempt to get volume by maximum regeneration should set way off from the oscillating point and make up later in volume. A loose coupler or in fact any receiver with a straight detector will be much more satisfactory for receiving voice and music. That is why the youngster with a small set gets better music and speech than the larger and more complicated regenerators, but of course much weaker.

Next come the amplifiers. How many amplifiers are in use at the present time that were designed with any thought as to distortionless amplification of VOICE or MUSIC? They are for signals and distortion does not show there. When the Magnavox Company wanted a vacuum tube amplifier to amplify the voice for public speaking they had to design it especially for that purpose, and internal circuits, grid potentials and amplifying transformers were entirely different from those of any other amplifiers. One of the big factors in distortion is in the amplifying transformers, and it is to be hoped that they all in the near future will be designed to the end that no voice or music distortion is present. The Magnavox Company after years of experimentation developed a transformer which was most satisfactory for this purpose, and have always obtained excellent results in voice and music amplification. In deference to the many requests the Magnavox Company has designed a power amplifier for the distortionless amplification of music and voice

and will soon announce these amplifiers through the advertising columns of this magazine, at a reasonable price. The secret is in the design of the transformer, and it is surprising that more manufacturers have not entered this field.

After the proper design of the amplifier comes the tubes. It is manifestly against good reproduction that many stages be used, and three stages of audio frequency amplification are all that should ever be used for this work. Two stages are usually sufficient. Volume is obtained by the use of high plate voltages and the Magnavox. It must also be noted that tubes MUST NOT be overloaded, as an overloaded tube ALWAYS causes distortion.

How many of us know that any transmitting tube is an excellent amplifier? Transmitting tubes of any make may be used at their rated plate voltages OR UNDER—with very little distortion of any kind. Underload your tube, not overload it, and you will be surprised at the clearness and distinctness of speech, and—if transmitting tubes are used—at the volume. Transmitting tubes, with proper amplifying transformers, will make up an amplifier which will not distort what it gets, within the limits of possibility.

To sum up the way to get maximum results from the Magnavox—be sure that good music and speech is coming in; receive it and rectify it without regeneration, or at least very little; amplify it in a few stages, using proper transformer coils with tubes not overloaded, transmitting tubes if great volume is wanted, and turn it loose through the Magnavox, which will speak out with what it gets—if it gets good speech and music with undistorted modulated current you will hear good speech and music; if you feed it rotten and badly distorted modulated current it will talk up rotten—as it reproduces what it gets, does not distort in itself, and depends on the auxiliary apparatus to give it good stuff. You mustn't expect your telephone on your desk to talk English to you when Chinese is spoken into the other end, and no more should you expect your Magnavox to give you good music and speech if you pour badly distorted modulated current into it. Use your scientific knowledge and have your set right and you will be more than surprised to find that your Magnavox has followed suit.

NOTICE

On page 60 of QST for August, 1921, in the "Communications" section, there was published a resolution received from the Atlanta Radio Club, Atlanta, Ga., relative to the activities of one R. E. Autrey of that city.

(Concluded on page 66)

The Operating Department

F. H. SCHNELL, Traffic Manager
1045 Main St., Hartford, Conn.



LOOK over the figures in the appended table and see where your division stands. Do you know that you can help your division in the percentage of traffic handled, by reporting *your* traffic? That is what counts and while the above figures show the work of the past month, they are not at all conclusive because many individual reports are missing.

F. B. OSTMAN, 2OM,
Ridgewood, N. J.
512 Messages.
Atlantic Division

Because of pressing school work, Mr. E.

Message Traffic Report by Divisions.

OCTOBER

DIVISION	C.W.			SPARK			TOTAL			% TFC
	Stns.	Msgs.	M.P.S.	Stns.	Msgs.	M.P.S.	Stns.	Msgs.	M.P.S.	
Central	14	507	36	36	2106	59	59*	2866*	49	.332
Atlantic	10	581	58	40	2183	55	50	2764	55	.320
New Eng.	2	105	53	10	1046	105	12	1151	96	.134
W. Gulf	0	0	0	16	621	39	16	621	39	.072
Delta	1	6	6	3	343	42	9	349	38	.040
Northwest.	0	0	0	6	290	48	6	290	48	.034
Ontario	0	0	0	1	202	202	1	202	202	.024
Roanoke	4	100	25	2	100	50	6	200	38	.023
E. Gulf	3	182	61	0	0	0	3	182	61	.021
	34	1481	44	119	6891	58	162*	8625*	53	1.000

*Includes 253 msg. handled by 9 stations not designated as spark or CW.
M.P.S.—Messages per station. %TFC—Percent of total month's traffic.
Total messages, spark, 6891 82.8%.
Total messages, CW, 1481 17.2%.
Divisions not shown did not send in a traffic report.

Every month we will show the percentages according to this form and it is up to you to raise your percentage. YOU, the individual amateur, are responsible for the position your division holds. Are you a worker or a drone?

Also note that only 17% of the traffic was handled by CW, but that is not discouraging at all. Before the war spark handled 100% of the traffic. We shall see how long it will take CW to pass the 50% mark. And too, consider how many more spark stations are in operation. All that we need right now is a little "push" behind the CW men and get them to report their traffic. Competition will run high as each man, whether he operate spark or CW, will do his best to aid his cause. We say to you both, "come on and show us".

Individual honors belong to the Atlantic Division again. Trube, 2BK, gave 2OM a hard run but could not quite make it.

H. Merritt has resigned as manager of the East Gulf Division. No one can detract from the excellent work done by Mr. Merritt in actually putting the East Gulf Division in the lime-light. We will miss you, OM, but you have done your bit and we all wish you well. Mr. B. W. Benning succeeds Mr. Merritt and was elected by popular vote which is somewhat of a departure from the former policy. Heretofore division managers have been appointed but now each and every one of you have had your voice in the matter and since Mr. Benning was the choice of the majority we need not express the wish that you will support him to the utmost, which means 100%. Give him the reports and you will find a report every month in QST. Every little bit of information that he receives is of value.

Next month we will announce the name of the man who succeeds Mr. A. E. Bessey

of the Pacific Division. Mr. Bessey resigned because he feels that any work for the A.R.R.L. should be done well and he cannot give the necessary time to do the work well. "Sunny Jim" is the idol of every amateur who has had the pleasure of meeting him and once met is never forgotten. Whenever we met Mr. Bessey he had a radiating smile that reached our hearts and made us feel that we had gained a real friend and brother. The fact that he has resigned his position as Manager of the Pacific Division does not mean that we will not hear from him. In fact we know that when we need him he will be ready to do his part in any and all A.R.R.L. affairs.

Every division manager seems to be having difficulty in gathering his reports. Why don't YOU relieve your division manager of that worry? Why not get your reports in on time? Why put it off until the last minute and wait for him to send you a special request? Show some signs of life and don't wait to be asked. Take it upon yourself to send your report to him in sufficient time for him to study conditions in his division. When you report your message traffic designate whether messages were handled by spark or CW. You have nothing to be ashamed of when you forward your report. Feel proud of the fact that you are doing your part regardless of what the other fellows do. Get after the fellows who do not make a monthly report. Show them what you are doing and insist that they help increase the percentage of their division.

We have one new report this month, the first one from the Vancouver Division under the acting management of Mr. R. Anderson, Manager of the Alaskan Division. Without material a report is not interesting, but a new born baby does not use a knife and fork either. All of the divisions were in their kid days a few years ago. Look at them now and feel proud of the fact that the A.R.R.L. has made relay work and amateur radio just what it is today.

NORTHWESTERN DIVISION

J. D. Hertz, Mgr.

Eastern Washington, H. E. Allen: Eastern traffic is somewhat divided at the present time between 7ZS, 7FI, and 7NL, but is moving much better. Most of the eastern traffic goes via 7YA and 7XD. Southern traffic moves with ease and regularity. Seattle is rather hard to work during the winter. 7YL will open up on 375 meters by the time this report is in print. Total messages for the district—85.

A. A. Thibodo: In general, conditions have been much better. 7KS is back again but is QRM'd from harmonics from NPE. 7HD is using a 5 watt CW set.

Seattle: Traffic is on the increase in these parts. 7IU has been doing good work but is out with a crippled Dubilier. 7BK handled 104 last month. East bound traffic goes via 7NL, 7ZM and 7FL. Traffic to the south goes to 6VX who is doing good work in keeping books clear. Canadian 9BD, ex 5BR, is on regularly but he seems to have difficulty in working Seattle stations. Reports come in quite often from Alaskan commercials that 6th district stations are being heard. Alaska needs a good receiver and if one is located we can hook up with what amateurs there are in that part. No report from Tacoma. 7IY handled 17 messages.

7XD is credited with 84 messages. He clears with 7ZM, 9EE, and 6ALE. It is requested that all traffic thru Montana be routed over Trunk "A" via 7XD until further notice. 7EX will use CW in addition to the old spark set. 7DJ reports nil. 7ZG has been forced to move his set because of induction. 7LY is making changes that will put him in the rock crusher class. (More power to you, OM.—T.M.)

ONTARIO DIVISION

A. H. K. Russell, Mgr.

Rogers, 3BP, is the only one who sent in a report for this month. Other stations have been active, but no reports have been received. 3BP reports as follows: A total of 202 messages was handled this month which is by far the greatest number ever handled in a single month at this station. In the N.Y.C. district, traffic was cleared chiefly with 2OM, 2AIM, 2BK and 2FP. 8AWP cleared for Central N.Y. and 8AHV for Western N.Y. To the east most traffic was cleared thru 1ARY, 1GM, 1ZE and 1AW. Most of the southern traffic went thru 8SP or 3IW. Western traffic goes thru 9ZN, 9AAW, and 9FS. The CW here clears traffic with N.Y.C. stations when QRM is bad.

EAST GULF DIVISION

B. W. Benning, Mgr.

In the absence of a division manager, City Manager Hodge of Savannah sent his report direct which follows: 4GL, 4FF, and 4BY have been burning the midnight oil handling traffic. 4GL handled 94 msgs.; 4FF, 73; 4BY, 5. 4BY has been operating only two nights but we promise a real report next month. C. J. White, 4DT, says that the East Gulf Division is going to be the top-notch in CW. The sparks will be upheld by 4GN, 4DH, 4BQ, and 4FD.

ST. LAWRENCE DIVISION

A. J. Lorimer, Mgr.

CW is progressing very well in spite of

the fact that we have only the high power tubes available. 2BG using a VT-14 has been reported in Burlington, daylight. 2BR and 2DD have installed 75 watt tube sets. 2AK with his spark has worked 8XE quite consistently. 2CI keeps a schedule with 1AZX in Burlington. 2AS is putting up a new cage antenna. 2BF keeps an early-morning watch from 2 to 3 o'clock and has repeatedly worked 1SN, 1TS, 3HJ, 8AWP, 8LX, and 8QV. Efforts to work 3BP failed. 3BP is heard in Montreal but Montreal stations are not heard in Toronto.

MIDWEST DIVISION

L. A. Benson, Mgr.

The only report received this month was from G. S. Turner, Dist. Supt. of Western Missouri. Kansas City is beginning to come to the front for the first time since the war. 9AHZ on spark and 9AQR on CW are doing good work in K. C. Mo., while in K. C. Kas., 9DPE, 9AMD, and 9AVN are holding their own. 9AQR is reported QSA in the 5th and 8th districts while using one 5-watt tube. 9YM and 9MC clear during the daytime to 9AVK, 9AQR or 9ZAD who then clear to the west via 9BT; north via 9YO. In this way traffic moves in the day time thru Illinois, Missouri, Kansas, Iowa, and sometimes Nebraska. The entire Midwest Division is connected up during daylight.

At Ft. Leavenworth, Kas., a 100 watt CW set is in operation with the call AA7.

Efforts are being made to line up 9YN and 9YV in a schedule with all amateurs in the vicinity as soon as 9YV gets settled in the new location.

9EX is doing fair work on CW, as is 9FL. No reports have been received from other stations. A total of 257 messages is reported for this district, with 9YM in the lead credited with 123.

DELTA DIVISION

J. M. Clayton, Mgr.

The Division is rapidly regaining those activities which mark the "on" season in radio. Enthusiasm and "pep" are prevalent characteristics. Traffic is being handled to all points without difficulty despite the fact that more of the stations in the division are not in operation yet.

Tennessee: Hutcherson turns in a very interesting report. 5ER, John E. Cain, Jr., has been appointed City Manager of Nashville and reports several CW stations in operation in that city. 5ER is back on the air on spark and raises quite a rumpus. Glad you are back, ER. 5FV at Nashville is on the air regularly now and is doing splendid work. Both FV and ER have handled considerable traffic. 5EK is heard on the air continually and creates some noise. He is one of the most consistent Tennessean stations BUT why not a report

once and a while, EK? 5XK at Knoxville is reaching out very well and has been appointed Official Relay Station for his City. Chattanooga has been very quiet all along, lately. However it has begun to come to life, and 5MB, B. F. Painter, has been appointed City Manager. 5DA is dividing his time between spark and his 50 watt tube set. Makes a fine noise on either one down this way. DA has been busy getting the hook cleared off and has handled considerable traffic.

Louisiana: 5ZAB in this territory is raising regular sand with his new Grebe sink gap. ZAB can be heard every night now and is handling a pile of traffic north, south and west, and would capture first place in the "most consistent" column if it wasn't for that little brunette! Chas. P. Johannsen, 5HW, of New Orleans, has been appointed City Manager of New Orleans. 5YL at Thibodaux seems to be a most efficient station. One operator from 5ZAB goes down to 5YL occasionally and works the set. Better have a regular op at YL soon tho. 5ZP our Assistant Division Manager is now 5AA pending the renewal of his special license. Everything at 5AA is back in shape and we can tell you the whole works down here is mighty glad to hear deBen going again. Comes in with his former pep, and already has handled a stack of msgs. FB OM.

5JD, C.M. of Little Rock, reports everything shipshape in his territory. 5JD and 5ZL have a QRM-less schedule whereby one station works one night and the other the next. In addition to cutting down QRM it forces them both to go to bed every other night! Mrs. 5JD is rapidly becoming SOME op. Can copy about 12 w.p.m. now and will soon be on the air along with JD. New station, 5SM, opened up at Little Rock. Owned by Dr. L. M. Hunter and manned by Dr. Hunter and 3-step-Carrington, our local commercial opr. Haven't done much work yet due to the untimely end of a Dubilier, but Doc has a 1 KW, Sink gap, etc. and a fone set. Another new station at L.R., 5RO, doing DX work first night of his operation. A radio-fone set has sprung up at Ryan, Ark., 5SI. Using one 5 watt tube, but comes in fine. 5JD has installed a new Radio Shop 1-24 receiver and is so completely outclassing 5ZL when it comes to receiving that 5ZL will shortly go out of business. (?)

No report received from District Superintendent of Mississippi.

CENTRAL DIVISION

R. H. G. Mathews, Mgr.

During October message traffic has practically equalled average winter records. During the summer months the majority of the traffic was handled by the C.W. stations. Spark stations are coming into their

own again with the approach of favorable operating conditions and a great majority of our messages are going forward by this method of transmission although the CW stations are still getting out as well as ever. A great general improvement is manifest in the co-operation between the District Superintendents and the various City Managers but there are still a number of our City Managers who are not sending in reports and getting message reports from their own and surrounding stations to us in time for inclusion with our division report. It is very important that we have an authentic report of the total messages handled by spark and CW in the division and we again want to urge that all our stations see to it that reports are in the hands of the proper District Superintendents not later than the 20th of each month.

Northern Indiana, M. W. Hutchinson: The district of Fort Wayne is getting the CW fever and many of the fellows are installing small tube sets which are doing good work. Spark, however, has handled all of the traffic so far. Only one report from Ft. Wayne, 9ME, who still reports fellows do not turn in their reports to him. You fellows in Fort Wayne—why can't you turn in reports to your city manager—what is the use of your handling messages at all if you can't turn in some sort of report? Please try to help us out in this. 9FS, Goshen, reports weather very poor the last month. 9FG has gone to Purdue where he is one of the operators at 9YB. 9ALY is getting in shape for the season. Several new stations have been erected; one in particular, 9DBW, at Nappanee, Ind., should be doing good work in a short time. Old 9DF at Angola promises to be back on the job this winter. No trouble has been experienced in working over all routes in the district and messages have gone through in great shape.

Toledo District, K. E. Duerk: Efforts are being made to ascertain which of the old stations can be relied on this season and what new stations can be used. Several new appointments have been made. 8BET, E. E. Alden, Toledo, has been appointed to take care of Toledo. He has a 50 watt CW set, and has been handling traffic with other 8 stations. 8BOZ, J. Milton Moran, Sandusky, will take care of traffic through that city. He has a 20 watt CW set, 8VJ has a 50 watt which puts out 5.5 amperes and is QSA over the eastern half of the country. He is working regularly with 9AMB, Denver, Colo. 8ZN states that he is getting traffic into Detroit OK through 8ZZ, both using CW. He is now equipped to QSY to 375 meters on CW when stations request same. There has been some difficulty in getting traffic off to the western part of the state, but I am putting 8ZY in trim again, so that difficulty is remedied. Several of the stations are al-

ready arranging schedules, to facilitate prompt handling of traffic.

Mr. Vickery, C.M. of Bellevue, (Radio 8KF) advises that things are on the upgrade in that city. A schedule of working hours is to be arranged for Bellevue with the surrounding stations.

C. C. Endly, C.M. of Mansfield (Radio 8ZR), says that conditions are rapidly assuming relay manners. Mr. Kemble of SAFB has left recently for college, which leaves 8ZR the bulk of the work.

Toledo District, J. P. Turner: It seems that there is still lack of real co-operation between this office and some of our City Managers. I am forced at this time to advise that unless reports are received on time, and more interest shown, it will be necessary to make some changes in the staff of this section of the Toledo District. New let's avoid changes. I request that men who can handle City Manager appointments and traffic appointments in this section write me at 681 George St., Clyde, Ohio. I am badly in need of men in several of our best towns and I want to get in touch with some live ones.

Miami Valley Dist., Mr. & Mrs. Chas. Candler: A number of stations have not yet gotten into their full swing and are delayed in getting their apparatus in first class shape by lack of minor apparatus, blowing down of antenna poles, theft of instruments and one thing and another. Reports from Cincinnati are better every month, showing more enthusiasm and more activity. This is probably partly due to the opening of a route into the southern states via Cincinnati. These stations seem to be able to work south very well and therefore we solicit a share of the south-bound traffic for them. Although traffic this month was reported from fewer stations than last, there is a decided increase in messages handled.

No report has been received in regard to the progress in police broadcasts. The District Supervisor of Police Broadcasts has submitted no statement as to whether or not any organization has been carried out. An effort will be made to speed up this phase of radio and bring it into greater prominence.

Star station for the Miami Valley District is 8AIB, Dayton with 118 messages.

Kentucky, J. A. Kolb: After two months of idleness Kentucky is again on the air and messages numbering 385 have been handled. Seven of the above messages were handled by a CW station. 9UH-9VZ-9OX-9GX are in operation. Mr. Green, formerly of 8ANK, Pittsburgh, has moved to Louisville. We welcome Mr. Green and wish to thank him for the assistance promised the A.R.R.L. of Ky. Lieutenant Eugene Link stationed at Camp Knox, has a privately owned CW set in operation and

is breaking through. The call is WUBC.

Dist. of Wisconsin, B. A. Ott: The number of messages handled this month by stations in Wisconsin were 32 by CW and 58 by spark. This is not a very good showing but it is believed that it is not a complete report of all stations handling traffic. In the future all relay stations on the Lake Shore route will kindly turn over their reports on messages handled to Melvin Herman, (9FN), Sheboygan, Wisc., who has complete charge of this route in Wisconsin. Stations in Sheboygan, Kenosha, Superior and Milwaukee, should turn these reports in to their respective city managers. All other stations not included in the above should send their reports direct to the Dist. Supt. These reports should all be in by the 10th of the month.

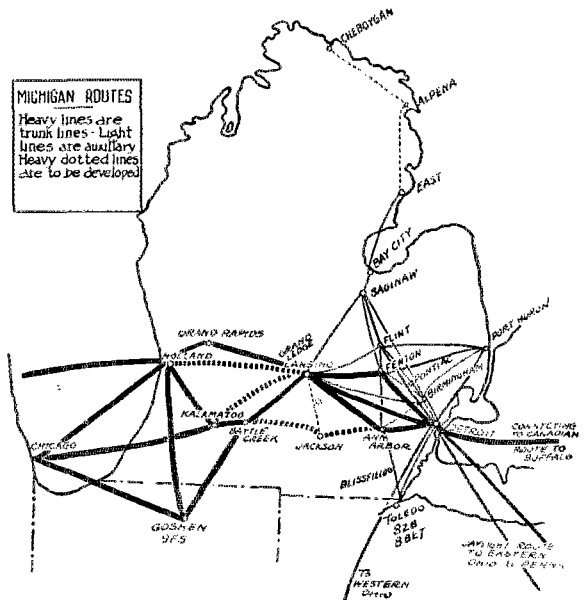
The officials of the District of Wisconsin are at present as follows, Supt., B. A. Ott, (9ZY); Asst. Supt., Melvin Herman (9FN), Sheboygan, Wisc.; Asst. Supt., N. U. Bishop, (9DV), Neenah, Wisc.; City Managers: Milwaukee, C. N. Crapo, (9VD); Sheboygan, J. G. Kraus, (9ACM); Kenosha, Ralph Martin, (9GP); and Superior, E. J. Krusel, (9YAC).

Some of our last seasons excellent DX stations will not be heard this year due to departure from the state or attendance at school. Among these are 9ZL, 9DBT, 9FQ. We have however some new ones on the list that are at present doing good work: 9YAC, 9AZA, 9DMO, and 9DHG. Radio 9XM, U. of W. under the supervision of Mr. Hansen, will soon be going in full swing again. A new type "sink" gap has been installed in their 1 k.w. set and they have at present under construction eight 100 watt power tubes which will be built into their tube set. Relay traffic, however, will be carried on with their spark set. Three nights a week will be devoted to traffic, Monday, Wednesday, and Thursday after 10:00 P.M. 9YAC, Superior State Normal School, has been doing excellent work. They have three operators on the job and the station is working every night but Sunday. 9BM of Wausau is coming back into the game again, with CW this time.

Conditions in Milwaukee in general are improving very rapidly and traffic is moving in all directions except north. Stations to the north of Milwaukee on the Lake Shore Route seem to be at a standstill. This is due probably to Mr. Burhops departure. Also the Sunday morning clearing schedule is not very well organized at

present. Milwaukee stations are ready to clear traffic Sunday A.M. starting at 9:00 and finishing at 11:30. Operation in Milwaukee is controlled by the Milwaukee Radio Executive Council, an organization in which all the radio clubs in the Milwaukee District are represented. Milwaukee operates under the Chicago Plan and all relay stations should strictly observe the traffic regulations when forwarding traffic through any part of the Milwaukee district.

Michigan, Mr. C. E. Darr: H. M. Pancoast, A.D.S., and myself have developed a sure fire daylight route through this



district. We have several trans-state routes and we feel that we are now in a better position to handle the traffic through Michigan. The writer made visits to several out of town clubs and talked cooperation and general club affairs. Find that a great deal of interest is being created in the smaller cities through being in touch with the outside via radiophone. The western part of the state uses spark more than CW but the eastern section uses CW exclusively and it seems to answer our problem very nicely. Several Michigan CW stations are doing remarkable work on relaying traffic.

We now have a thru line to the East via Canada, a thing we have been looking forward to for a long time. This will materially aid us in getting traffic through to the east.

8ZZ is now using a 50 watt CW set and is handling DX traffic much better than on spark. 8QY, 8EA, 8LV, 8ZZ, 8VY, 8FI,

8XS, SZF, 8CP and 8II are all doing good work in the relay work. Also 8YN on spark.

The Flint Radio Association is doing big things in a big way trying to popularize radio throughout the small cities. They are giving concerts via radiophone in all the towns near Flint and assisting the people in putting in receivers. It is working out fine.

Mr. Darr has drawn up a map of Michigan routes which we are publishing herewith and want to call the attention of the other District Superintendents to this excellent method of presenting their routes for the information of their entire personnel. We have always been confronted with the difficulty of keeping in mind just where our routes ran while operating our stations.

Ohio is planning a big social get-together to be held annually. A committee composed of the various district superintendents has been appointed to take charge of the handling of this function with Mr. J. P. Turner, of Clyde, Ohio, as Chairman. No definite plans have been made and suggestions are in order as to what form the meeting should take, where it should be held, what special stunts can be arranged, etc., and Mr. Turner will be glad to hear from anyone interested.

ATLANTIC DIVISION

Chas. H. Stewart, Mgr.

NORTHERN SECTION

C. J. Goette, Asst. Div. Mgr.

Western N. Y., Benzee Bros: 326 messages were handled this month with the majority from SAWP of Syracuse, with 211. SBIN, 8BSS, and 8BUM are new stations with two of them CW and QSO Albany consistently. SAWP is bidding farewell to the old spark. He was known as the big man with the big noise. (He makes more noise on CW—T.M.) Young, City Mgr. of Elmira, reports some traffic. Waverly, Owego, and Binghamton have not been heard from since last summer. City Manager Graham of Rochester has resigned and returned to school. The vacancy still exists. Bissel, 8TY, reports a new station, 8BQA. Since 8AGK has gone back to work he will not be on until later in the evening. He has been in the habit of coming on at 4:00 P.M. No reports have been received from Lancaster, Lockport, or Niagara Falls. (Everyone had a good time at the 8th District convention. Reported elsewhere—T.M.)

Northern N. J., F. B. Ostman: With the good weather, traffic is being handled consistently over longer jumps. Congestion is being experienced in Atlantic City and Philadelphia. 3XM and 2JZ prove good outlets for traffic. The Shore Route still

maintains its good reputation. Asst. Dist. Supt. Johnson reports traffic as follows: CW—2AWL, 92; Spark—2ASL, 19; 2ARS, 8; 2MN, 12. Regular schedules are maintained with 8DE and 4GL. City Mgr. Erhard of Hoboken reports following messages: 2UE, 30; 2AX, 15; 2JZ, 10; 2AUN, 10; 2IJ, 5; 2IA, 20. 2IA is the only CW station. City Mgr. Canfield reports: 2ALY, 27; 2AQU, 14. 2OM leads with 512; 2SQ, 32 and 2AJF 80. Total spark—770; CW—202.

Hudson Valley, C. E. Trube: The real radio season has brought in more QRM in place of QRN. The Hudson River Route to Albany is clear, as 2BM is back helping 2DA and 2FG. A. H. Winn, 2DA, of Poughkeepsie and R. W. E. Decker, 2UA, of White Plains have been appointed City Managers of their respective places. 2DA has arranged schedules with 2RM. 2ARB and 2BK assist in keeping this route open. 2UA has moved and is organizing the amateurs in Westchester County. 2DA handled 65 messages. City Mgr. Decker of White Plains says that 2HJ, 2OA and 2DK are in commission. 2AID handled 46 msgs. and 2DK, 12. Yonkers is doing good work. 2DN, 150; 2AJE, 90 messages while 2BK tried to cop first prize this month with 142. Total messages for the district—766.

Brooklyn, F. A. Maher: Traffic and QRM are picking up at a terrific rate. 50% of the stations are now using CW. Messages reported, 2PF, 24; 2AMZ, 18; 2KE, 8; 2RQ, 52; 2BRE, 4; 2WB, 45; 2RM, 76. No other reports received. 2RM has fallen for CW. On October 11th 2BO took upon himself a wife. (OM, when you support both a wife and a radio station you are going some.—T.M.) This report appears extremely poor for a city the size of Brooklyn and it's a fact that more traffic has been handled than has been reported, but if you fellows do not report it no credit can be given. Let us have your reports and put Brooklyn on top for once.

Capital District, F. H. Myers: 2AWF is reaching out very well, 15 msgs. 8TB will be open every Saturday and Sunday night. 8AOT is also doing good work. 8HP is installing CW. 2ABQ is using CW and holds up his end.

New York City, E. A. Cyriax: Total messages, 233, with 2DI, 58; 2LM, 30; 2CT, 84; 2TC, 61; 2LM is going to break out with CW.

Southern N. J., M. Frye: No report. (Second time, OM. What is the matter? —T.M.)

SOUTHERN SECTION

E. B. Duvall, Asst. Div. Mgr.

District of Columbia, F. M. Baer: Not much traffic has been handled this month. 3ZY has been away and the general adverse condition of spark stations has been

the cause of inactivity. 3AFU handled 14 msgs.; 3XF, 6; total 20.

Eastern Maryland, G. Deichmann: 3SQ, 3BJA, 3AHK, and 3XAA are recent new CW stations. Messages reported: 3AC, 21; 3HG, 20; 3EM, 12; Total 53. It is evident that CW is the solution for DX for this district. 3DW has followed 3AHK with a CW set and has junked his spark.

Central Penn., H. M. Walleze: Old 8XE is back as good as ever. 8BQ is rigging up a new antenna 80 feet high. A regular schedule between 8BQ and 8XE is being established between 4 and 5:30 P.M. and 8PQ and 8HR will act as alternates. 8XE wants a daylight schedule west, preferably with Pittsburg, and 8BQ wants one east.

Eastern Penn., S. W. Place: Many new CW stations under construction now will be in operation very shortly. SADQ has been appointed official station on Trunk Line #1.

Philly and Delaware Counties, P. C. Peterson: 3HX and 3BG are the only official stations that are on regularly. Messages reported as follows: 3BG, 8; 3CC, 30; 3HJ, 116 spark, 11 CW. Others handling traffic are 3QV, 3AGN, and 3FS. 3HJ handles traffic on schedule with 3AIC. 3ZO 41 msgs. 3AIC works on schedule with 3HJ, 3DM and 3ZO. F. DeLong has been appointed Traffic Asst. in charge of Lancaster, as T. A. Aston is out of the game.

Western Penn. District, W. K. Thomas: Efforts are being made to establish new relay routes in addition to bringing the old ones to their own. 8WY with his CW is reaching out in all directions. 8DV—CW has handled 36 messages bridging the gap from Pittsburg to Erie. Traffic is handled in daylight with 8FD at Cleveland. Other good stations are 8BJX, 8BHA, and 8ASB. 8AIO reports 15 msgs. for the month. 8LX works 4GL consistently during the week ends. Good work is being done by 8DR, 8CL, 8LF, and 8EW. 8RQ is installing CW. During the past month 8RQ worked 3DU, 8TJ, 8JU, and 8BCI during daylight. 94 messages were handled working 2OM, 2WB, 2BK, 3HJ, 2AQ, 8AFS, and 9UU. 8ACF and 8JQ are doing the same good work. Pittsburgh has adopted the Chicago Plan and traffic will go thru much better in the future.

ALASKAN DIVISION

Roy Anderson, Mgr.

As yet nothing has been heard from any of the Alaskan amateurs as to power of set and their willingness to co-operate in getting thru to the States. As to the latter there seems little doubt of receiving a negative reply.

As said in last month's report, Mr. McCue of Craig, will be installing a CW set and it may be that he will be communicating with British Columbia or

Washington stations before a very great length of time.

Most of the stations are located in small places, and the mails are subject to a great deal of delay. This prevents a sudden formation of plans, and there seems very little prospect of doing much this winter.

NEW ENGLAND DIVISION

G. R. Entwistle, Mgr.

Amateur radio activities in New England are beginning to open up and club activities are also on the increase.

1DY heads the list this month with 372 messages; 1ZE, 184 messages; 1ASF, 144; 1SN, 131; 1CK, 108; 1ANQ, 74; 1AW, 43; 1QP, 31; 1AZK, 26; 1BGF, 19; 1BES, 10; 1BRW, 9. Other DX stations failed to send a report.

A. D. M. Robinson (1CK), reports: Canadian 3BP is getting to be so common around Boston that no one listens to him much any more; he starts coming in every night around 6 P.M. and sticks right on the job, no QSS. Cumming (ex 1FB, now 1BV) has just bought a new $\frac{1}{2}$ kw 500-cycle motor generator for a pair of 50-watt tubes and uses the 500-cycles to modulate his output. The spark coil with a large condenser across it, hooked to a tube, is fast gaining favor and merely takes your head off at a distance of ten or fifteen miles when you happen on their wave (usually 300 to 350 meters). E. B. Dallin, 1FD, has been doing some very interesting work with a small spark coil CW set which he carries around in his automobile. He has worked distances upward of 20 miles with this set using a small antenna with a total length of wire not exceeding 20 ft. and using the frame of the car as a counterpoise. The tube used is a VT-14 (5-watt). 1CK has had four different antennae up this month but has returned to the old inverted L type. He now has 1FB's coffin and sink gap but can't use it much because it makes such an explosion when the key is pressed that the whole town thinks the fireworks factory is blowing up again.

1DY has completely overhauled his station and is all ready for the winter rush of traffic.

D.S. Vermilya (1ZE), reports: 1AZK is the only spark station left in Fall River since 1AK has gone in for phone work. 1DT has also changed to CW and 1GZ has not been heard from since last fall. 1AZW is taking Rhode Island traffic now and is always on the job. 1XX and 1BES keep very irregular watch. 1BYS has been taking the New Bedford traffic in fine shape. 1AMD, 1OJ, and 1AXD are doing fine work. 1XAD has communicated by phone with Cleveland, Ohio.

D.S. Randall (1ANQ) reports: Among the stations coming into the DX game we

find 1BRW equipped with a 1 kw Thor. 1BGF has been on the air as usual and has cleared some traffic between 1ZE and New Jersey. He has installed a CW set with 1—50-watt tube. 1AW has not been on very much but has succeeded in collecting and delivering some traffic. 1ALP is on once in a while and takes care of Western Connecticut traffic. 1QP is back on the job at Manchester with CW and is clearing fine from there. 1ANQ is now using 2—50-watt tubes and is clearing traffic from as far as 9AW Canadian to 9AJA, Chicago.

A.D.M. Castner reports Northern New England District in good shape but station reports lacking.

VANCOUVER DIVISION

Roy Anderson, Acting Mgr.

At the time of this writing nothing definite has been heard from any of the B. C. amateurs. It seems evident, however, that all will be willing to co-operate, and the writer believes that there are many who have sets the power of which will aid in getting reliable routes established south and east.

Wm. D. Wood, 5BR, advises that he has "installed an efficient and up-to-date amateur set in the Barron Hotel and has worked a few sevens to date." He is using three bulbs and a regenerative for receiving. He expects to put a 20 watt 'phone in in about a month.

DAKOTA DIVISION

Boyd Phelps, Mgr.

Stations in this Division are on the air in greater numbers than ever before. It was predicted by some that by this time spark would be almost entirely out of the game. Such is not the case, however, as the CW has not superseded the spark in all of the stations. There are many five and ten watt stations scattered in all parts of the Division.

9XI has been on the job quite regularly this fall handling traffic and broadcasting football scores. Weather reports and closing prices of wheat are broadcasted every evening at 8:30 on spark. In order to get an idea on the reliability of the communication and the value of the broadcasts Prof. C. M. Jansky wishes those copying the reports to address him at the Dept. of E. E., University of Minnesota, Minneapolis.

9ZT has been out of the game since last spring due to remodeling of the municipal building but is now in operation in room 402 Courthouse, Minneapolis. A spark set is now in operation and a two 50 watt tube set nearly completed.

Mr. Hector Skifter, 9YAJ, of St. Olaf College, Northfield, Minn., has been appointed District Superintendent of South-

ern Minnesota to succeed H. R. Hall who lacked time to carry on the work. Mr. Skifter already has quite a line on the stations in his district but wishes all others would write him as he has some good dope on branch routes and broadcasts. On September 1st there were 108 licensed stations in the Twin Cities.

We greatly regret the loss of W. Cecil Bridges, 9YAC, A.D.S. of Northern Minnesota. Mr. Bridges has been transferred from the Naval Radio Station at Duluth to the west coast, but the memory of him as an ardent relay and A.R.R.L. man will linger long. (CUL?)

E. S. Leavenworth, 9WU, reports 9LW, 9DOC at Minot, 9YAF at Pembina, and 9FX at Jamestown are the best DX stations in North Dakota. The best outlets west are thru 7EX, 7LO, 7ZU, 7ZW, and 7ZO, all of whom are QRA at Ellendale, N. D. 9WU has worked quite regularly with 5ZO, ZB1, and to 7FQ on the west coast. The new 9ZX will be operated by both 9WU and 9EE, this winter.

N. H. Jensen, D.S., Box 894, Sioux Falls, S.D., reports that 9YAK, Yankton College Radio Club, is getting out good which is too late notice to many of us who have spoiled several sets of oilcloth diaframs.

WEST GULF DIVISION

Frank M. Corlett, Mgr.

The good old radio weather is with us. Traffic is moving in fine shape all over the division. Traffic appointments made during the last month:

Asst. Div Mgr. L. B. Henson, WRR, has appointed 5ZX, A. P. Daniel, Houston, Texas, and 5ZAF, Wm. P. Clark, Waco, Texas, official Police Broadcast stations to work in connection with their local police and to form a part of the division police broadcast system being worked out.

District Supt. Ed. Nettleton, 5ZN, Eagle Pass, Texas, announces the appointment of L. D. Wall, 216 Pereida St., San Antonio, Texas, Asst. Dist. Supt., Southwest Texas District, San Antonio Territory; and the appointment of G. D. Rayburn, 1134 W. Agarita Ave., San Antonio, Texas, as City Manager of San Antonio.

Reports of the various Sections follow:—

NORTHERN TEXAS SECTION

H. P. Heafer, Asst. Div. Mgr.

No Report. Report of Dist. Supt. Guy Neel, 5XJ, North Central Texas District, found its way to the D.M. somehow. Dublin wants to know what's the chance of a good relay station at Ft. Worth and Dallas? Traffic for these points is now handled thru 5NS and 5QQ. 5AO is making some improvements in station. 5RP, the spark coil station, is doing real good work. 5YN, Simmons College, is now in operation. 5LY at Eastland is coming to the front. 5SD handled 12 msgs. 5GF

has moved to Abilene and is putting in a 100 watt C.W. set. Howard-Payne College at Brownwood will be in commission before long. Comanche stations are evidently not doing very much lately. 5JX has moved to Ft. Worth. 5XJ, Dublin, has worked 6WV, 9WT, 5ZA. Messages handled, 85. 5QS lost one of his 100 foot masts in a storm but will have it on end again soon, is working with one mast at present. 5IR has worked 4BQ. Total messages North Central District, 446.

OKLAHOMA SECTION

No Asst. Div. Mgr. at present

Meager reports reaching the D.M. as follows. 5MF is remodeling. 5LO of Miami is doing fine work, has copied stations in seven of the nine districts. Exchanged calls with 8FT and 6WV, also 9ZC. Handled 8 messages during the two weeks of operation. 5BR, Burle Jones, and 5BM. C. M. Selby, have consolidated stations and will operate under 5BR's call, giving this station two operators and almost a continuous watch till midnight.

NEW MEXICO SECTION

Louis Falconi, 5ZA, Asst. Div. Mgr.

No Report.

SOUTHERN TEXAS SECTION

A. P. Daniel, 5ZX, Asst. Div. Mgr.

Weather conditions are favorable for the first time in months, and traffic is moving in this section with a bang, and but for the many break-downs reported from almost every part, the work is progressing nicely. Among the interesting news obtained is that the three radio clubs of San Antonio and vicinity have banded themselves together into a "Bexar County Radio Association" with the one purpose in view of giving to the A.R.R.L. the proper co-operation and recognition of the aid given that city by our organization.

Mr. Nettleton, District Supt. for South West Texas, has been unable to do much organization work via radio because of repeated kick-back troubles. He is anxious to have communications from all stations in his district which includes all of West Texas (excepting El Paso and vicinity) and extends east to and including Bexar County and Nueces County. Address, Ed Nettleton, 5ZN, Eagle Pass.

Mr. Tilley, District Supt. for South Central Texas, reports that at Austin two new stations have opened up—5QA and 5QY. 5XU is the University station and is doing some splendid work on 325 meters, using a 240 cycle set. New Braunfels High School, 5YK, is the most dependable station in his district at present, with thanks to Mr. Sahm for such good work. 5ZU is as busy as usual. 5RA at Cuero and 5TG at Victoria give promise of good southwest relays; but fellows please be on oftener and have longer watches.

Mr. Worthington, District Supt. for South East Texas with headquarters at Houston, has been spending most of his energy in trying to get assistants to turn in traffic reports. This seems to be a chronic trouble in all parts of the Section. We must have complete reports fellows or else "QST won't come south", as you have been hollering. The opening of college brought an end to several of Houston's most reliable stations. 5YI profited, however, by gaining five new operators. 5XB is back on the job, and even more consistent than usual; it is still the most dependable relay north.

Messages; 5JI, 24; 5ZX, 16; 5ZT, 36; 5AE, 6; total reported, 82.

ROANOKE DIVISION

W. T. Gravely, Mgr.

A wonderful increase in traffic has taken place during the last month and the coming winter months will surpass all previous seasons. Already traffic is moving with greatest ease, via the CW routes, and nowhere does it appear that messages are being held on the hooks by the CW stations.

3RF at Salem, Va., is making his debut with a tube set, and is working nightly, which means that the South West Virginia District is open for Traffic. 3MO, a CW station of Richmond, is clearing nightly for the Central Virginia and Richmond District. 4EN, another CW station located at Winston, N. C., is making his appearance this month with a 15 watt tube set, and is performing most satisfactorily. This station clears traffic with 3BZ daily at 2.30 P.M. 3BZ with a 15 watt set is clearing to all points within range with comparative ease.

Normally, the CW stations in the Division are using 3ZY at Washington as the hub for northern traffic, and occasional western traffic, though much of the northern traffic is handled with New York stations. 4GL is acting as the hub for southern traffic, and with these arrangements there is no trouble clearing north and south with greatest ease. We refer now entirely to tube lines, as these have been working regularly and almost like clock-work.

4EY at Elizabeth City, N. C., has done splendidly, together with 4BE at Wilmington and 4EA at New Bern. These stations have opened up the Eastern North Carolina line. 4AL, 4CK and 4CX take care of the Western Carolina operations in the spark line.

D.S. Heck has appointed E. C. Jones, Jr., as City Manager for Fairmont, and Asst. Dist. Supt. of Northern W. Va. 8SP and 8FD (spark stations) continue to lead in the activities in their section.

The Virginia Seaboard has not yet taken

up its normal activities, and a report is lacking.

The Manager announces the following appointments: For District Superintendent of Eastern North Carolina, Mr. K. K. Kramer of Elizabeth City. For District Superintendent of Western North Carolina, Mr. Taylor M. Simpson of Winston.

No report from D.S. Bunker of Central Carolina. Condensed reports from the District Supts. follow:

D.S. Blair reports real progress for Richmond, stating that 3MO is handling traffic regularly, and that 3ZL will soon be operating with one of the best tube stations in the state. Blair has had the misfortune to break an arm through the misuse (?) of a classy racing automobile, for which he has our sympathy, but we did think that he had better use for his members than to wear them out in such a manner.

3AOV at Stonega is now about ready for traffic.

3CA is getting out with his tube set, but failed to report number of messages handled in the District.

No formal reports will be included this month from the North Carolina Districts, as this field is just being re-organized, but operations will be covered in the next report.

D.S. Heck of W. Va. reports the combination of 8SP and 8JE, who will operate as 8SP, maintaining a steady watch.

8EF is on as often as his duties permit. 8AFD is doing good work with his spark, so with 8EF, 8SP and 8AFD, this neck of the woods is well cared for.

Charleston, Morgantown, and other points in W. Va. are taking on real life.

3BZ at Danville is handling all the traffic, at present, at this point, until 3AEV can get back, and relieve the situation.

3BID! Get the Call!! Is no one but our old friend A. L. Groves, the Division Technical Expert, at Brooke, Va. He is out with a 5 watt tube set, and with batteries and a step up coil furnishing his power. He is laboring under difficulties with which few have to contend, but those

of you who know of Groves will be content with the final outcome.

Msgs.: Sparks 100, CW 100. 3BZ leads with approximately 60 msg. CW, with 8SP, spark, next, with 43.

In conclusion, the Roanoke Division is in better shape to-day than ever before, and the District Superintendents tell the Manager that they mean to place it on top. If there is any constructive criticism to be made by any station in the Division, please let the Manager have it. We are here for the proper kind of criticisms.

DESIGN OF LOOP ANTENNAE

(Concluded from page 28)

Wavelength Meters	Size Feet	Turns N
200	(8	1
	(6	2
300	(8	2
	(6	4
600	(8	4
	(6	7
	(4	10
800	(8	7
	(6	10
	(4	15
1200	(8	12
	(6	14
	(4	20
1600	(8	16
	(6	20
	(4	30
2500	(8	30
	(6	40
3500	(4	60
	(8	45
	(6	65

ROTTEN BUNK

(Continued from page 16)

calling 9AF. Radical yelled, "There's Miller over in Hammond, Indiana." 8BM shoved his head up and said something like, "Send card OM nil hr msg SK."



Radical hollered, "That's Dunlap over in Niagara Falls, asking somebody to send in a card about his signals and that he has no messages for him to-night." Then he gave a mighty jerk. "LISTEN!" he bawled out. He tuned carefully, and closed his eyes as though he was going off into a trance. He was trying to read in between the QRM. He got it. He snapped around and bawled into the face of the fidgety lady, "There's 4EY calling 5ZW." This was something startling, and listening intently and meanwhile staring straight into the face of the embarrassed lady for what seemed five minutes, he howled, "That's Kramer in Elizabeth City, N. C., working Graham at House, Texas. Hot dog, eh what!"

The lady moved back out of range and said something about it being "fascinating". Radical was fast getting overheated. He snapped around in his seat again, held up a warning finger, and everybody hushed. Pointing his finger straight at the fidgety lady with an accusing air, he shouted at the top of his lungs, "There's 3BP up in Toronto calling 1BIR down in New England. He says QRV GA." The lady with the fidgets looked guilty and indicated symptoms of the jitters.

"LISTEN!—That's 8AMZ in Oakfield, N. Y."

Grabbing his pencil he copied feverishly. It worked out on paper like this: "SORRI OM BUT UR CW GASTY GOB BIT FRISHICKEY ON MONKEY BIZNESS MY B BATTS ON THE BUM QRL TONITE K."

Glancing over this hog-wash hastily, Radical interpreted it as to the effect that somebody's gasty gob bit somebody else's frishickey on the monkey business and put his B batteries on the bum. Radical shook his head at this and muttered, "Bad business". What in timenation these folks thought was going on I give up. The idea of passing out such bunk! Suppose somebody's gasty gob did bite somebody's frishickey on it's monkey business, why for gawdsake talk about it in public! There is a time and a place for all thngs, and the public air is no place to quarrel about these strictly private matters. It may be that I am old fashioned, but it sounds nasty to me.

"GEE WHIZ! HARK!—That's 8BEP—says 8XE's MODULATION GRUBSTRETCHER FELL INTO SPITCHSLOP!—Gosh, but that's fierce!" Glaring at the fidgety lady, who by this time was getting beyond control, Radical conveyed the idea that something dreadful had happened over at the Pennsylvania State College.

What good, I ask you, does it do to give the public such news as this? What is a "grubstretcher" anyhow? If it stretches out a man's grub, I can see how it might

be a good thing in these hard times, but what good would a grubstretcher be after it had fallen into the spitchslop! Certainly no one would want to eat the grub a'ter it had been stretched with a grubstretcher which had got into the spitchslop. And what has it got to do with radio? What useful purpose is served by explaining to a fidgety lady, who is bordering upon hysterics, that the Pennsylvania State College grubstretcher has got mixed up with the college spitchslop? None at all, and to talk about these back stairs matters in the air is not uplifting. The fidgety lady did not think so either, for she got red in the face and wondered if it were proper to listen to such language.

"HEAR THAT ONE?—that's 8LGJ—he's calling 9AF in Hammond, Indiana—says 9DKV's HIGSPITTER IS PARALYZED."

The fidgety lady exclaimed, "Dear me, how awful!" The stout gentleman looked serious. Sounded like a railroad accident to him. What rot! I do not believe 9DKV has a higspitter, and anyway, it's not decent to drag it into the public gaze if he has one. (But, between us, what in blazes do you imagine a "higspitter" to be? I have a cat at home and I'm interested.)

"HELLO!—there's 9AGR over in Indiana. He says that 3CC in Philadelphia—for the love of Mike!—says HIS MODULATOR MUGRAT IS LOOSE AND CHASING HIS BILLYGUP AROUND THE CELLAR!" "Hot dog—some night, this!"


"How terrible!", from the lady with the fidgets.

"LISTEN TO THAT ONE!—that's 3HJ in Haverford, Pennsylvania. Listen to him roar! He's working 9UH in Louisville, Kentucky. Telling him something about 2FP—says HE KILLED 9ZN LAST NIGHT."


This began to look like murder. I was wondering what best be done before amateur wireless were completely discredited, when Radical's mother called a halt. She feared the party would stay the night. She politely let it be known that that would be all for to-night, and the party put down the phones and broke up. Their eyes were popping out of their heads. The fat man told Radical's father he had no idea that these young men were doing such wonderful things. The fidgety lady nearly wept on Radical's mother and said she would be around again when her nerves got better, and would send a lot of messages to her friend on the Atlantic.

The little wife and I went home and I hunted up kitty, and greased up Old Betsy preparatory to making a night of it. After all the bunk I had been listening to, I wanted to get some of the early morning real wireless stuff. What the poor folks

(Concluded on page 66)





Amateur Radio Stations



GALE, Reedley, Cal.

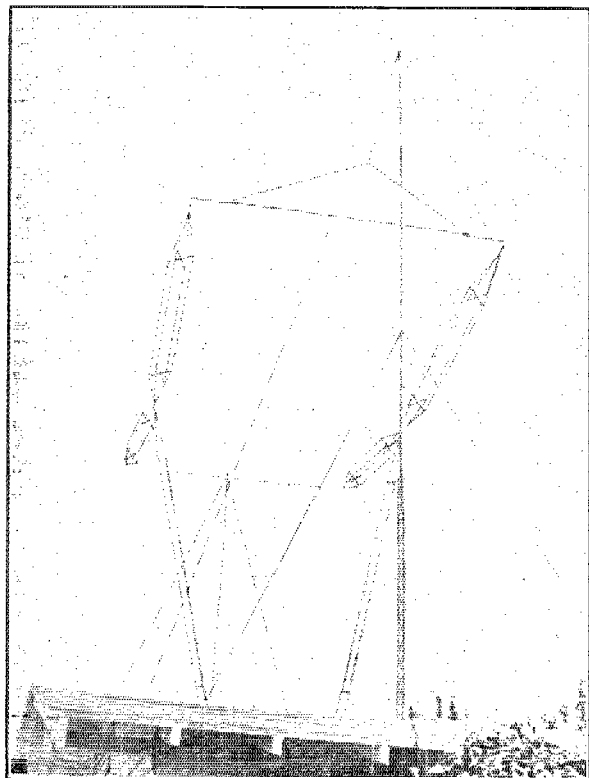
The station of Mr. W. W. Lindsay, Jr., GALE, is one of the West Coast's premier C.W. sets and has done much to show the California fellows what the bottles can do.

Mr. Lindsay has done so much experimenting that his equipment has not remained very long in any one arrangement. At last accounts it was in the form shown in the present photograph, comprising two 50-watt Radiotrons in a self-rectifying circuit with A.C. supply, a tube working on "each side of the cycle" in the hook-up illustrated. On the bottom shelf are the transformers for filament and anode supply, filament resistance, A.C. voltmeter, and Dubilier protective device. Next come the condensers and the 2000-ohm grid leak, which is behind the 0-500 milliammeter. Just below the tube sockets are the filament r.f. by-passing condensers of .0024 mfd. each. The other condensers are Murdock sections of .0017 mfd. each. On top are the two tubes, with their r.f. chokes in the foreground. Then comes the oscillation transformer. The antenna inductance is the outer one, of edgewise-wound strip, $7\frac{1}{4}$ in. diameter, inside which the anode and grid coils are wound of No. 14 copper wire on a $4\frac{1}{4}$ in. threaded tube, 14 turns in the grid coil and 30 in the anode circuit. The transmitter is distant-controlled, and



the relay to the right of the inductances is a magnetic antenna switch, with the antenna lead running up above it to the entrance bushing. In the ground lead a Weston thermo-heating element is inserted, which registers on an ammeter above the operating table in the receiving room—a very nice arrangement in a distant-controlled set. The wiring diagram will make clear the connection for all these parts.

The receiving equipment consists of a Wireless Specialty Apparatus Co. IP-501 and two-step amplifier, and a Grebe CR-3 and detector-two-step. A Magnavox and one step of power amplification have been added since the photo was taken. Signals and received music from 6XAC have been



reported half a mile from the shack. This is the receiving equipment on which 2FP, Brooklyn, was copied on Oct. 6th, and is the second time that Mr. Lindsay has copied across the continent.

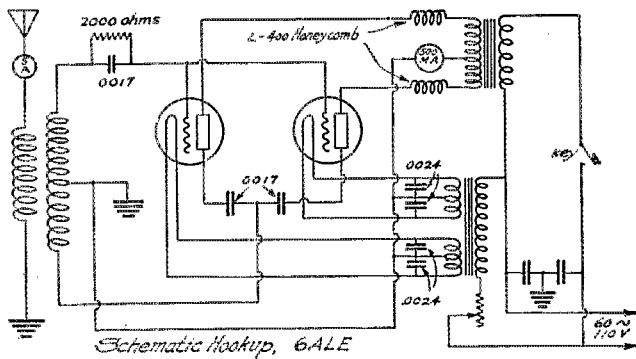
The antenna arrangement photographed is a very novel one, consisting of two 4-wire cages on 2-ft. crosses, flat-top length 50 ft. and height 60 ft., the two cages spaced 21 ft. apart and arranged as a T aerial with the two center down-leads each consisting of 4-wire cages on 1-ft. crosses. The ground consists of a network of No. 6 copper wire under the antenna, with 6 wires lengthwise and 3 crosswise, embracing an area 50 ft. by 80 ft., with the lead from the center. The capacity is .00054 mfd. and the natural wave length 180 meters. The transmitter put 2.7 amps. in this antenna system on a wave length of 195 meters and was reported by 7th district stations as the loudest "G" heard. GALE is now using a single cage,

we understand, and also is doing most of its work with a single tube on "one side of the cycle", obtaining an antenna current of 2 amps. (thermo meter) with 160 watts anode input and 110 watts filament input. Regular schedules are maintained with 7XD in Billings, Mont., and 6AEZ in Ogden, Utah, and a good deal of traffic is being handled. The best reports on its signals are from 9AHC, Ellendale, N.D.; 9RY, Topeka, Kan.; 9ALG, Wichita; 5ZO, Houston; and 9AMB and 9ZAF, Denver.

8IB, Columbus, Ohio

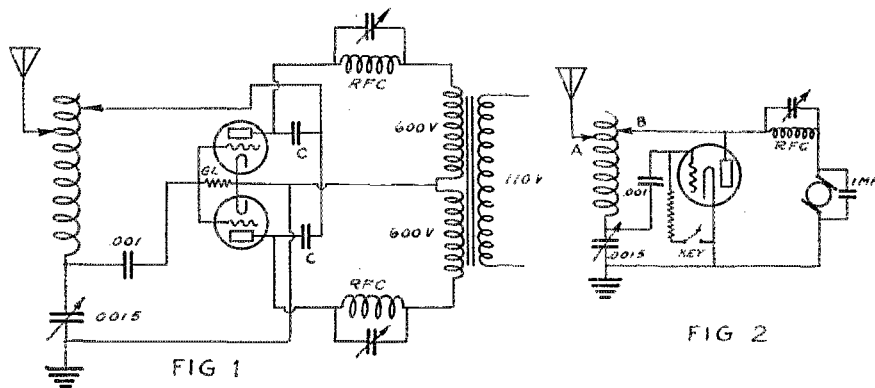
8IB is the station of Robert C. Higgy who will be remembered by pre-war amateurs as the operator of that record-breaker, old 6DM at Phoenix, Ariz. He is now devoting himself to experimental C.W. work and a number of sets have been built and operated at 8IB.

The general photograph shows a small self-rectifying A.C. set on the right, using two UV-201's (amplifiers) with a Colpitts circuit as shown in Fig. 1. Note the chokes, RFC, comprised of small coils shunted by an air variable. When such a combination is tuned to the wave length being used it forms an infinite impedance for that frequency and has been found greatly superior to other kinds of chokes. The adjustment of the shunt condensers is very critical. Filaments are lighted by A.C. Condensers C are glass plates, capacity about .003 mfd. each. The inductance



is a coil of No. 14 D.C.C. magnet wire 4" diameter, good antenna current being obtained when as few as 10 turns are used. This set was only a temporary one for experimental work but was consistently heard at 9ZN and worked 100 miles daylight


Colpitts circuit wouldn't give decent output on a legal wave. That is the experience of most folks. We can unhesitatingly recommend the British circuit as the best we know at this time for short-wave work. SIB's aerial is a 3-wire inverted L, 65



easily, with an antenna current of .8 to .9.

On the left end of the table is the D.C. set, since rebuilt into a panel as shown in the separate photograph. Power is supplied by an old 500-volt motor driven as a generator, giving up to 800 volts. Four 5-watt Radiotrons are used in a Colpitts circuit as per Fig. 2. A tuned r.f. choke,

ft. long and 45 ft. high, with a 60-ft. lead-in. The receiver consists of a Grebe AGP-102 regenerator, and detector-two-step. Signalling on the C.W. sets is accomplished by breaking the grid-leak circuit by means of a relay so that either the A.C. or the D.C. set may be controlled from the receiving table.



RFC, is again used. The two switches control the inductance taps A and B. The carbon potentiometer is used in series as a grid leak.

If we understand Mr. Higgy correctly he has now forsaken the Colpitts circuit for that British Aircraft hook-up which was first described in QST by 1DH on page 28 of July QST, and again on page 24 of the September issue by 1MO. The

9YK, St. Louis

9YK is the station of St. Louis University at St. Louis, Mo. The receiver is made of deForest units—honeycombs and two step amplifier—with Baldwin phones. The transmitter has a 1 k.w. Thor, Dubilier condenser, a rotary concerning which we have no details, and a large pancake O.T. The antenna current on 1000 meters is

5 amps. with 8-inch coupling between the pancakes, and the daylight range 600 miles.


9YK was kindly loaned by the University to the U.S. Government for use in the

Aerial Mail Service, and the call KDEN was used until recently, when the new Government station in St. Louis was erected for that work.



An Amateur in Porto Rico

The following description is of the home-made receiving equipment of Mr. Joaquin Agusty, long a member of the A.R.R.L., at San Juan, P. R. This is his fourth set and he labors under many inconveniences, as there are no supply houses in Porto Rico and everything must come from the States.



The right-hand panel controls the tubes, which are Marconis, while the left-hand one is a universal-wave tuner using honeycomb coils. A large percentage of the small parts are hand-made: the switches, the coup-



Mr. Agusty at his set.

ling system which is controlled by the knobs at the bottom of the panel thru gears, the coil rack, loud speaker, loop, and particularly the amplifying transformers. Mr. Agusty says that he tried several makes

(Concluded on page 66)



Help! Help! This department is being conducted by F. H. Schnell. Affiliated Clubs are urgently requested to send in a report of activities. Particularly, we want information regarding activities that have increased your attendance, brought you new members, etc. We want everything that we can get that you think will help the other club. If you publish a club organ, send us a copy every month so that we may tell our radio friends about it.

Nola Radio Club is publishing a bi-monthly paper known as "The Foney Tron." In it we find some good reading matter and a few good "Dont's", among which are "Don't transmit through time and weather reports; don't exceed the legal wave length of 200 meters; don't transmit during the Quiet Hours."

Y. M. C. A. Radio Club of Sioux Falls will hold its first get-together meeting of amateurs in South Dakota on December 28th and 29th at Sioux Falls under the name of the South Dakota Radio Convention. Speakers of considerable prominence in the radio field will be engaged and radio apparatus will be exhibited. There will be some novel stunts, and a banquet will close the convention. Amateurs from Minnesota, Iowa, and Nebraska have signified their intentions of attending. (Wish I could be with you too.—T. M.)

South Jersey Radio Association opened its 1921-1922 radio season with a smoker and a feed. Mr. E. L. Norncross addressed the members. Meetings will be held every Thursday night in the Fire House, Collingwood, N. J., and a cordial invitation is extended to all amateurs to attend.

Brooklyn Tech Radio Club conducts code instruction classes four days a week. Regular meetings are held every Friday noon at 85 Livingston St.

Bay Counties Radio Club—An unusual program greeted about 300 radio amateurs on October 15th. The gang was entertained by wrestlers, boxers, dancers, singers, dramatic readers and speakers, while a 30-piece band furnished the music. Major Dillon, U. S. Radio Inspector for the district, addressed the gathering. In addition to speaking, Sunny Jim Bessey refereed the wrestling and boxing contests. We wager that there was no back talk

to Bessey. Mr. Dickow spoke on topics of general interest. A watermelon eating contest was won by 6OC. Mr. Bessey caused much merriment with his weird after-dinner stories.

Akron Executive Radio Council is being represented by "The Radio Voice," a little sectional paper which is edited by 8UX our cartoonist. "The Radio Voice" is published every other Saturday and contains news concerning the 8th district stations and clubs. \$1.25 brings the paper to your door for one year, 25 issues.

QRV Radio Association, (Uniontown, Pa.) has started a code class, offering a prize for the members making the best showing. The speed one must reach to win a prize is 15 words per minute. Considerable interest is being shown in this stunt and the membership at each meeting is decidedly on the increase.

Iowa Radio Relay League publishes "The Wouff Hong." We have handled the real Wouff Hong but this is the first time we have seen it in print. The purpose of "The Wouff Hong" is to urge co-operation among the amateurs who are members of the I. R.R.L.

Maryland Radio Association (Baltimore) has started a series of interesting meetings at which radio educational lectures will be given. At recent meetings papers were read by Mr. Steger on a loud talker of unique design, on radio phone construction by Mr. E. C. Densten, and on the operation of power tubes by Mr. E. B. Duvall. A cordial invitation is extended to all amateurs to attend the big smoker in December.

Central Illinois Radio Club (Springfield) recently put over an affair which made a great hit with the members and netted the treasury nearly \$30. Every member donated all the junk he had, which was auctioned off to other members. We are informed that there were spark coils, keys, coils of wire, odd fones, and the aggregate scrapings of some thirty hell-boxes. Much interest was manifested, since every piece of junk was sold.

Dallas Radio Club furnished a means of communication between citizens of the U. S. and Mexico City at the State fair which was held in Dallas. One relay between Dallas and Mexico was necessary and this was handled by the Houston Radio

Club members. All messages were handled with dispatch, even though great distances of 500 miles had to be bridged between stations.

Rocky Mountain Radio Association has adopted a schedule of working hours. Copies may be secured from Mr. G. W. Maler, secretary of the club, by addressing him at 3914 W. 29th St., Denver, Colo. Practically the Chicago Plan has been adopted with certain modifications to suit the members located in this territory.

The Buffalo Convention—A very splendid meeting of amateurs from the Eighth U. S. District and the adjoining Canadian districts was held at the Hotel Iroquois, Buffalo, Oct. 28th and 29th, under the auspices of the Radio Association of Western New York, affiliated, with something over a hundred and fifty amateurs in attendance.

The main business of the convention was the formation of an executive council to co-ordinate amateur activity in the territory, and the main business session at 2 p. m. on the 28th immediately buckled down to that problem, with Mr. John G. Rieger, president of the R. A. W. N. Y., presiding. A very interesting talk was made by Mr. A. F. Parkhurst, assistant radio inspector, representing Inspector Edwards, who offered the hearty co-operation of his office. Incidentally Mr. Parkhurst called attention to a point worth knowing in the renewal of station licenses. Station licenses cannot simply be renewed upon expiration; the entire procedure must be gone thru again. Form 762 must be filled out in duplicate, the same as in the original application, and the expired license returned with the new forms, if the same call letters are to be reissued. Otherwise it will be handled as a new application and a new call assigned. If you want to avoid trouble, fellows, ask for two copies of form 762 and voluntarily send them in for a renewal just before the expiration of your station license, and be sure to send back the old license too. Getting back to the meeting's program, addresses were then made by F. H. Schnell and K. B. Warner, respectively traffic manager and secretary of the A. R. R. L., by Mr. Neubauer representing Cleveland Radio Assn. Prof. W. C. Ballard, jr., of 8XU, and others, by which the general sentiment as to the nature of the contemplated organization was determined. At an adjourned session in the evening a temporary name was chosen, "Lower Lakes Executive Radio Council," and Mr. J. ("Jack") Alexander of Buffalo, editor of "QTC", chosen as temporary chairman and instructed to surround himself with a temporary personnel in a scheme that would embrace participation by the various clubs in the district in a plan following in gen-

eral principles those of the 2d and 3d district councils.

A technical session was held in the hotel that night, with excellent talks by G. Kenneth Thompson of the Amrad company and W. C. White of the research laboratories of the General Electric Co. The next morning Prof. Ballard spoke on "Transmission on Harmonics," with notes on a simple and efficient recorder also used at 8XU. The gang inhaled a four-bit lunch en masse at Wilcox's Restaurant that noon, and returned in the afternoon for addresses by L. C. F. Horle on "Methods of Modulation", and M. C. Batsel, of the Westinghouse Company, on receivers and amplifiers. All of the technical papers were excellent and thoroly enjoyed.

Inspector Parkhurst held operator's examinations on the morning of the 29th, many taking advantage of the opportunity. Little spare time remained but the fellows managed to sneak out to visit various amateur stations in Buffalo and vicinity. (One good thing accomplished by the meeting was the conversion of 8AGK to the use of a real receiving tuner. Hi!)

The banquet was a peach, Brother Rieger doing the honors. An interesting address was made by James W. Higgins, Chief of Police of Buffalo, who incidentally is the man who originated the idea of amateur broadcasts in such police work as the recovery of stolen cars, etc. The Chief's right-hand man, Chief Desk Sergeant Schmitt, told some police yarns, and brief remarks were made by Messrs. Schnell, Horle, R. H. McMann, Parkhurst, Alexander, the two radio Benzees, Warner, Batsel, B. C. Belden, W. C. C. Duncan, past president of the Wireless Assn. of Ontario, and H. C. Coyer. A Buffalo chapter of the Radio Club of America was decided upon and a committee appointed to look after it. Then Mr. McMann exhibited Bray animated movies of what goes on in a radio set, particularly within a vacuum tube. This concluded the formal doings but of course it took the gang four hours thereafter to break up.

Two good radio days, many real good friends made, another job started in amateur co-operation, and Buffalo always a pleasant memory—that sums it up.


THE RADIOPHONE

(Concluded from page 30)

for straight telegraphy.

On the big question of phone concerts, more success to the folks who are putting out real stuff for us! Let communities decide for themselves on the matter of local concerts of good quality; but for the "I-will-now-favor-you" artist with his gargle-modulation, the Wouff-Hong!

Strays



F. Clifford Estey, president and secretary of the Essex County Radio Association, affiliated with the American Radio Relay League, has become associated with the Clapp-Eastham Company, Cambridge, Mass., as Sales Manager. Mr. Estey will direct all sales and advertising work for the well-known C-E line of radio equipment. New England radio men among whom Mr. Estey has so long been a prominent and popular figure join in congratulating him on his new connection and extend heartiest wishes for success.

In the October issue of QST the wave length range of the receiver described in the Standard Assembling Co.'s advertisement was given as 150 to 170 meters. This was an error, the correct range being 150 to 700 meters.

We learn with deep regret of the death of the father of Harvey Mitchell Anthony, A.R.R.L. Director, of Muncie, Ind., and we all join in an expression of sincere sympathy to Mr. Anthony.

Understand there are a lot of left-handed operators down in Texas.

Clarence Adams, 4413 Fulton St., Chicago, radio amateur, was killed on Oct. 9th when an iron-pipe mast he was erecting came in contact with an 18,000-volt transmission line in the alley behind his home. Roy Bierman, a neighbor who was assisting him, was badly burned.

Call books list the call of V. W. Hurst, Jr., of 9 Fairview Heights, Rochester, N. Y., as 8AHU. This is an error, Mr. Hurst's correct call being 8AGU.

The Formica Insulation Co., of Cincinnati, have scored three victories in patent litigation brought against them by the Westinghouse company and the Continental Fiber Co. In one case the court held that the Westinghouse's claim was outlawed by delay, in another that there was no infringement, and in the case of the Continental Fibre Co. the suit was ordered dismissed, the patent itself being held invalid for want of novelty.

In the report of the Chicago Convention,

talking about power factor, mention was made of an unknown man "Simpson". We have learned that the gentleman in question is Prof. Hector R. Skifter, of the Department of Physics and 9YAJ, of St. Olaf College, Northfield, Minn.

"Will the party who has a CW set and is either using the call 3ZL or sends his own call so rotten it sounds like 3ZL write to C. D. Blair, Box 359, Richmond, Va., (lawfully licensed as 3ZL by the radio inspector) and get 57 cards and letters reporting his signals in nearly every state and tell these birds what he is using, and get busy and lay off my call? I have not used this call since April, and the last time it was reported was a Sunday night when I had a date with my girl so howlnel could it have been me?" —C. D. Blair.

We have received a glowing prospectus advertising the merits of a battery-charging fluid described as "liquid electricity", which merely has to be introduced into a discharged battery and it will immediately be charged again. The pamphlet states that the old idea that when a battery goes dead it has to be put on a line and recharged is a mistaken one, and that rectifiers are of no real use. "Let us explain that a rectifier is simply a current reducer, being capable of reducing a current of 110 volts to less than 1 ampere. The purpose of using a rectifier is to merely heat the plates to a certain temperature. The voltage is thus created thru the positive plate and the gravity thru the negative plates." Funny, but that doesn't seem to be the way it was taught to us.

New records: 6KA reports 2FP, CW, on Oct. 18th, 11:10 p.m. P.S.T. 6BF, Santa Paula, Cal., reports 8BOX, Tippecanoe City, Ohio, calling 8YZ and 8CVT on the night of Oct. 29th. 8QM, Elmira, N. Y., using two 5-watt tubes, has been heard in Lincoln, N. B., 1008 miles. 4GL, Savannah, using three 5-watt tubes, has been reported 2450 miles at sea. Old man C. W. Duzzit!

Canadian Briefs

Glace Bay has been using tube transmission recently with great success. The

installation will be 50 k.w. when completed. Clifden already has been converted over. The tubes are the same as available to amateurs—type MT-2, rated 1000 watts and can be worked to 3½ k.w., price \$210, operating potential 10,000 volts, estimated life 3000 hours.

Work has been started on a new Marconi station at LaPrairie, 20 miles from Montreal, which will use a 15 k.w. tube transmitter on 2800 meters. The power will be 3-phase A.C. passed thru tube rectifiers, giving 10,000 volts for the anodes.

The government station VCA, formerly at Tarte Pier, has been moved to a new location on the back river well out of the city of Montreal. The equipment is the same, with little hope of improvement in the decrement.

Say, wouldn't it be perfectly ripping— if 2AWL would learn to make figures right, particularly 1's and 9's????

Earl Jay Dickerson, old time operator from the Philadelphia district, died in the hospital in Falmouth, England, on July 13th as the result of burns received in a fire occurring on the S. S. "Storm King" on which he was serving. The body was returned to the States and on Aug. 5th was interred at West Chester, Pa., with Masonic ceremonies. With the passing of Earl Dickerson the radio art lost a master operator.

The Trial of Ananias.

A riot broke in Hell's engine room,
The yells were fierce and loud;
The Devil's cops charged quickly in
And dragged from 'mongst the crowd
A bent old man all ragged and torn;
Whose breath came quick in fits and jerks,
They rushed him up to the Devil's throne
And cast him to his knees
To have a sentence passed on him—
To offer up his pleas.
"Your name, old man, and make it quick"
Barked the Devil with a frown;
"Has Bolshevism come at last
To my once peaceful town?"
The old man proudly raised his head,
His voice rang loud and clear.
"All men have heard of me, O King,
And know why I am here,
For I am Ananias,
My time here has been long
And now I would to heaven go
And join the angel throng.
I told a lie, long long ago—
'Twas only one indeed—
And now so many are told on earth
I think I should be freed."
"What mean you, man", the Devil asked,
"Speak no riddles here,
For if you cannot clear yourself
You'll shovel coal for years."

"Listen, O King", the old man cried,
'Till I read a page or two
From my radio log, for I've copied here
These things Hams said were true:

A pair of phones so finely made
That sounds came loud and clear
From two microbes in duel to death
In the southern hemisphere.
And a bulb that once upon a time
(The witness has left town)
Would oscillate on just six volts.
'Twas heard for miles around.
And the lad who heard P O Z
With his thumb in the galena cup.
And here's another bird who says
NAM is tuned right up.

An amplifier made so swell
The B batteries cut the buck
And it runs a year on all six steps
Ere he charge the storage up.
An indoor aerial—it's the goods—
A thousand miles or so
With a chunk of galena in the cup—
It's merely play you know"


"Enough, enough", the Devil moaned
And softly dropped a tear.
"You're freed, old man, go hasten on
And climb the golden stair.
Your place will soon be taken
(I know your reports are true)
And I'll soon have so many stokers
I won't know what to do.

—By Geo. M. Phillips,
dedicated to R. Burleson.

A BATTERY-OPERATED RADIOPHONE

(Concluded from page 23)

The modulation loop idea described by 5AL in November QST is used in this set, and 5ZX has found by experiment that there is an optimum number of turns in the loop. This set uses exactly 1¼ turns



with a microphone originally designed for a 6-volt circuit, but a microphone designed for 12 volts works best with 3 turns in the modulation circuit.

The beauty of this set is its absolute quietness—no commutator noise or supply ripple—and its modulation is pronounced perfect.

Calls Heard



HEARD DURING OCTOBER Unless Otherwise Specified

Amateurs reporting lists are requested to see instructions appearing at the head of this department in previous issues, and to observe following additional instruction:

(4) In order to distinguish between spark and C.W. stations, list spark stations from 1 to 9 in the usual manner, and then make a second paragraph in identical form listing the C.W. stations.

Can. 3BP, Newmarket, Ont.

Spark: (1ADL), 1AJU, 1AKO, 1ANV, 1AOL, (1ARY), 1AZD, (1AZK), (1AW), 1BDC, -BDT, (1BGF), (1BIR), 1BU, (1GM), 1HK, 1OE, (1QP), (1SN), 2AHU, (2AIM), (2AJE), 2AJZ, 2AKU, (2AQI), (2ARB), 2ARN, 2ASL, (2AW), (2AWF), (2BK), 2DA, (2DI), (2DN), (2EL), (2FP), 2JG, (2JZ), 2OE, (2OM), (2PV), (2RM), 2SS, (2WB), (2XQ), 3ABB, (3AC), 3AIC, 3AN, (3AQR), (3CC), 3CG, 3CN, 3DW, 3EH, (3HJ), (3IW), 3OU, (3PB), 3QW, 3UQ, 3US, 3VW, (3XM), (3YO), 3ZA, 3ZE, 3ZO, (4AS), (4BE), 4BQ, (4BY), 4CX, 4DE, 4EN, 4FD, 4FJ, 4GM, 4GN, 4GX, 5DA, 5EK, 5ER, 5FJ, (5FV), 5XB, 5XU, 5ZAB, (5ZL), 8AAV, 8ADQ, 8AFP, (8AFD), (8AFG), 8AFS, (8AHV), 8AJP, 8AJT, 8AJV, 8AKV, 8AKW, (8AMB), 8ANO, (8AOT), 8AQV, 8AWU, 8AXC, 8AYN, 8AYX, 8BA, 8BDY, 8BEP, 8BKA, 8BLW, 8BRL, 8BSY, 8BP, 8CV, (8CG), (8DY), 8EO, (8FT), (8GW), (8HU), 8IL, 8JP, (8JQ), 8LW, (8MM), (8MZ), (8NZ), (8RQ), 8RU, (8SP), 8TK, 8TN, 8UC, 8VQ, 8VI, 8VY, (8XE), (8XEQ, (8YN), (8ZB), (9AAP), (9AAW), (9AAV), 9ABH, 9ABU, 9ACA, 9ADI, 9AER, 9AFX, 9AGT, 9AIO, (9AIR), (9AJA), 9AJH, 9AIW, 9AKW, 9AMK, 9AMS, 9AMT, 9AMV, 9ANC, 9AO, (9AOU), 9AP, 9APQ, 9AQE, 9AQM, (9ARG), 9ARI, 9ASJ, 9AV, 9AWU, 9AWX, (9AYW), 9BDE, 9BDS, 9CP, 9DBW, 9DEV, 9DHG, (9DQQ), 9DV, 9DWM, 9DWP, 9DWZ, 9EE, (9ET), 9EZ, 9FM, (9FS), (9GC), 9GX, 9HE, 9HI, 9HK, (9HM), 9HT, 9IY, 9JQ, 9KR, 9LQ, 9MC, 9MK, (9PD), 9PS, 9QH, 9TL, 9UA, 9UH, 9OU, 9VK, 9WT, 9XM, 9YA, 9YAC, 9YAE, 9YB, 9YO, 9ZB, 9ZN, 9ZV, C.W.: 1ANQ, 1AYL (fone), 1BAL, 1BDX, 1NQ, 1UN, 2ABQ, (2ADL), 2AFP, (AHL), 2AJE, (2AWL), 2BAK, 2BEA, 2BM, (2BRC) 1CW, 2BYS, (2DN), (2FP), (2ZE), (2ZV) fone, (2ZL), 3AAE, 3AHK, 3BC, 3EZ, (3FM), 3GR, (3HG), (3HJ), (3HX), (3PB), 3RF, 3ZO fone, 4BY, 4CO, 4FF, (4GL), 4LE, 4NG, 5LE, 8ABO, 8AQE, (8AQZ), 8ARK, (8AWP), 8BCL, 8BRC, 8FB, (8HI), (8JQ), 8RQ, 8VV, 8XK fone, 8ZG, (8ZZ), (9AAS), (9AJA), (9ARK), 9AYN, (9EK), (9GL), (9HD), 9HM, 9LQ, 9OL, 9RT, 9ZY.

Can. 2BF, Montreal, Que.

C.W.: 1ABY, 1AKG, 1BAI, 1BYQ, 1BYX, 1DDR, 1PT, (1TS), 2ABF, 2AFP, 2AJF, 2AJW, 2ARF, 2AWL, 2BRB, 2FD, 2FP, 2KL, 2OE, 2ZY, 3AAN, 3AHK, 3AMB, 3EM, 3FM, 3HG, (3HJ), 3HM, 3HX, 3MO, 3ZY, 3ZZ, 4GL, 8AAZ, 8ACF, 8AO, 8ARY, (9AWP), 8BDE, 8BQ, 8DV, 8DX, 8IL, 8JL, 8LF, (8LX), 8QY, 8RQ, 8RU, 8UK, 8UJ, 8VI, 8VY, 8XM, 9AJA, 9AWZ, 9HY, 9ZB, 9XAH, 8BP. Spark: 1AMZ, 1BDC, 1BDT, 1IDC, 1OE, (1SN), 2ARY, 2AQI, 2BK, 2DN, 2FP, 2JK, 2OM, 3BUV, (3HJ), 3US, 3UQ, 3XM, 3ZA, 3ZO, 4EY, 3AGB, 3AGK, 3AWP, 3ANO, 3BRL, 3FT, 3HG, 3RU, 3RQ, 3TD, 3YN, 3XE, 3AAW, 3AGR, 3AIU, 3ARI, 3AWZ, 3BDE, 3CP, 3DQY, 3DR, 3GP, 3ZN, 9Z3, 3BP, 3EI.

Can. 3IM, Toronto, Ont. September—October

1AW, 1BT, 1BG, 1BJ, 1BL, 1CF, 1CK, 1CM, 1MR, 1PM, 1TS, 1ARY, 1BIR, 1CAK, 2AB, 2AJ, 2BF, 2BK, 2FP, 2FZ, 2DN, 2OM, 2NF, 2NR, 2QR, 2XA, 2XQ, 2QV, 2UA, 2ZL, 2AWF, 2AWL, 2AJW, 2AFP, 3CC, 3BG, 3FI, 3IW, 3KM, 3HJ, 3NB, 3RQ, 3XM, 3ZO, 3ZY, 4DH, 4FD, 4GL, 4GN, 4YB, 5EK, 5FV, 5DA, 5ID, 5XJ, 5ZA, 5AP, 5AY, 5BK, 5BH, 5CG, 5DE, 5DR, 5EV, 5EZ, 5FA, 5FE, 5FI, 5FP, 5FT, 5HA, 5HU, 5HV, 5IL, 5IN, 5IQ, 5JQ, 5KI, 5LD, 5LJ, 5LQ, 5LX, 5MZ, 5QJ, 5RU, 5SP, 5TK, 5TN, 5TT, 5TY, 5QX, 5UK, 5VY, 5XE, 5XK, 5YN, 5ZA, 5ZD, 5ZG, 5ZL, 5ZN, 5ZZ, 5DX, 5ZM, 5HG, 5RQ, 5ACF, 5ACS, 5AFD, 5AHH, 5AHV, 5AIM, 5AIO, 5AMT, 5ALO, 5ANK, 5ANY, 5AOT, 5AOU, 5AQR, 5AXC, 5AYN, 5AZF, 5BOX, 5BRC, 5AF, 5AW, 5CP, 5EK, 5FI, 5FS, 5FW, 5GP, 5HM, 5HR, 5IC, 5IR, 5MC, 5ME, 5OI, 5TL, 5UF, 5UU, 5XM, 5YA, 5ZA, 5ZD, 5ZJ, 5ZN, 5ZV, 9ZV, 9AAJ, 9AAW, 9AGU, 9AIU, 9AIR, 9AJH, 9AKU, 9AMQ, 9ASJ, 9ARZ, 9AWU, 9AXU, 9AYW, 9AZE, 9DBO, 9DBU, 9DWM, 9YAC, Canadians:—2BF, 2PE, 3BA, 3BP, 3KG, 3KS, 3QJ.

Can. 3GN, Ingersoll, Ont.

Spark: 1FF, 1GM, 1ZE, 1ADL, 1BFZ, 1BGF, 1BLE, 2EL, 2FP, 2JU, 2OM, 2TF, 2AQI, 2ARB, 3CC, 3EZ, 3HJ, 3HX, 3IW, 3OU, 3RF, 3RW, 3XM, 3YK, 3ZA, 3ZO, 3ACM, 3AQR, 3ARM, 3AWF, 3BFU, 4BW, 5DA, 5EK, 5FJ, 5BK, 5BP, 5DY, 5MC, 5EF, 5FD, 5FT, 5GW, 5EG, 5HY, 5IN, 5JQ, 5KL, 5NQ, 5MY, 5MZ, 5OI, 5OW, 5PQ, 5QQ, 5QY, 5RQ, 5RU, 5SP, 5TT, 5XE, 5YN, 5ZA, 5ZD, 5ZN, 5ZR, 5ABO, 5ACF, 5AFB, 5AFD, 5AFG, 5AHH, 5AKE, 5ALV, 5ARD, 5AXC, 5AXN, 5AXU, 5AYN, 5BCL, 5BFF, 5BKN, 5BRC, 5BRL, 5BSY, 5DKK, 5AP, 5AV, 5CP, 5CS, 5ET, 5FS, 5GO, 5HI, 5HM, 5HR, 5HS, 5JQ, 5KO, 5LW, 5MC, 5OU, 5UW, 5WT, 5YB, 5ZB, 5ZJ, 5ZN, 9AAP, 9AAW, 9ABH, 9ABU, 9ADS, 9ANK, 9ARG, 9ARI, 9AWU, 9BDE, 9DBS, 9DPH, 9DWP. C.W.: 1AJP, 1AKB, 2DN, 2FD, 2FP, 2ZL, 2AFP, 2AWL, 2BCN, 2BGM, 3EM, 3ZY, 4FF, 4GL, 5EO, 5DE, 5GE, 5KM, 5LF, 5OI, 5TG, 5TN, 5UK, 5VI, 5VY, 5WY, 5XK, 5ZB, 5ZG, 5ZZ, 5ABP, 5ACF, 5AMF, 5AQZ, 5AWP, 5AWX, 5BCL, 5BEF, 5BDU, 5BOX, 5ZB, 5ZY, 9AAV, 9AMA. Canadian: (5AX), 5BP, (5DL), 3DU, 3FM, 3KS, 3LI, (3JF), (5MN), 3NZ, (5OV), (3QH), (3QJ), 3QM.

1TS, Bristol, Conn.

Spark: 1AA, 1ABB, 1ACD, 1AD, 1ADC, 1ADD, 1ADP, 1AHE, 1AHK, 1AJR, 1AKA, 1ALP, 1AMD, (1ANT), 1APO, 1ARY, (1ASF), (1AW), (1AXW), 1AYQ, 1AZK, 1BCF, 1BDC, 1BDL, 1BDT, 1BFE, 1BFZ, 1BGF, 1BIR, 1BJE, 1BJN, (1BLE), 1BNF, 1BQL, (1BRW), 1BU, 1BVB, 1BWY, (1BYM), 1BYS, 1CEO, 1CHW, 1CHX, 1CK, 1CP, 1CY, (1DY), 1DZ, 1EZ, 1FU, 1FV, 1GM, 1GV, 1HK, 1IA, 1JX, (1MA), 1OE, 1OJ, 1OT, 1PU, 1PY, (1QP), 1RV, 1SN, 1SZ, 1UJ, 1WP, 1WQ, 1XZ, (1ZE), 2ABM, 2AFR, 2AHU, 2AIM, 2AJA, 2AJE, 2ANH, 2ANM, 2AQI, 2AQL, 2ARB, 2ARY, 2ASL, 2AWF, 2BCC, 2BDG, 2BGR, 2BJF, 2BK, 2BM, 2BSC, 2DA, 2DB, 2DI, 2DK, 2DN, 2DO, 2DX, 2EL, 2FP, 2JU, 2JZ, 2OA, 2OM, 2OX, 2PY, 2PK, 2QR, 2RM, 2SQ, 2TC, 2TF, 2TJ, 2TS, 2UA, 2WB, 2WM, 2XQ, 3AC, 3ACE, 3ACM, 3AFE, 3AHF, 3AIC, 3ALN, 3AUW, 3BFU, 3BGT, 3CC, 3CG, 3CN, 3DW, 3EH, 3EZ, 3FM, 3GM, 3HJ, 3HX, 3IW, 3KM, 3LP, 3OB, 3OU, 3PB, 3PU, 3QN, 3RW, 3TH, 3TJ, 3UC, (3UQ), (3US), 3UX, 3VW, 3XM, 3ZA, 3ZO, 4BE, 4BY, 4DQ, 4EA, 4FD, 4SC, 5FJ, 5FV, 5XU, 5ZL, 5AAV, 5ACF, 5ADE, 5ADQ, 5ADR, 5AFA,

8AFB, SAFD, 8AFM, SAFS, 8AGB, 8AGK, 8AHH, 8AHV, 8AIB, 8AIM, 8AIO, 8AJT, 8AJV, 8AJW, 8AKV, 8AMB, 8AMZ, 8ANW, 8AOT, 8APB, 8APP, 8AQD, 8AQV, 8ARD, 8ARK, 8ASF, 8ASV, 8ASZ, 8AWP, 8AXC, 8AXO, 8AYM, 8AYN, 8AYS, 8AYT, 8BA, 8BBU, 8BBW, 8BCO, 8BDY, 8BEP, 8BFT, 8BFV, 8BIV, 8BJA, 8BO, 8BP, 8BPU, 8BRL, 8BSY, 8BUN, (8BVA), 8CG, 8CI, 8CV, 8DR, 8DY, 8EA, 8EB, 8EW, 8EZ, 8FA, 8FF, 8FI, 8FT, 8GI, 8GO, 8GW, 8HA, 8HG, 8HP, 8HU, 8HY, 8IL, 8IN, 8JJ, 8JP, 8JQ, 8JU, 8LW, 8MR, 8MZ, 8NZ, 8OI, 8PK, 8QC, 8QH, 8QM, 8RB, 8RQ, 8RU, 8SP, 8TJ, 8TK, 8TT, 8TY, 8TZ, 8UC, 8UP, 8VL, 8VQ, 8XE, 8XS, 8XU, 8YN, 8ZA, 8ZN, 8ZW, 8ZY, 9AAP, 9AAW, 9ABH, 9AF, 9AG, 9AIR, 9AIU, 9AJH, 9AJI, 9AKH, 9AMT, 9ARG, 9ASJ, 9AV, 9AWU, 9AWX, 9AWZ, 9AXU, 9AZE, 9BDE, 9BDS, 9CP, 9DAX, 9DRW, 9DLX, 9DWM, 9DXM, 9EE, 9ET, 9FS, 9GX, 9HM, 9HR, 9HT, 9KO, 9LQ, 9MC, 9ME, 9OX, 9PC, 9TL, 9TV, 9UH, 9UU, 9VG, 9WT, 9XI, 9XJ, 9XM, 9YA, 9YAE, 9YB, 9YM, 9YO, 9ZH, 9ZJ, 9ZN, Canadian: 2CI, 3BP, 3EI, 3EP, 3GE, (3JL), 3KG.

C. W. Stations: 1ABY, 1AFV, 1AGI, 1AJP, 1AJS, 1AJU, 1AKA, 1AKB, 1AKG, 1ALY, 1ANQ, 1AOK, 1AOL, 1AK, 1ARX, 1ARY, 1AWB, (1AYL) fone, 1AZD, 1AZW, 1BAI, 1BCB fone, 1BCF, 1BCY, 1BDI, 1BDS, 1BDT, 1BEA, (1BEP) fone, 1BES, 1BGH, 1BGF, 1BJN, (1BQE), 1BUA, 1BWJ, (1BYM) fone, 1BYX, 1CAK, 1CDB, 1CF, 1CGG, 1CGO, 1CHW, 1DH, 1ES, 1FF, 1IL, 1IN, 1MB, 1OE fone, 1PE, 1PT, 1PY, 1QG, 1QN, 1QP, 1RD, 1RH, (1RU), 1RZ, 1UN, (1UQ), 1XAD fone, 1XE fone, 1XM, 2AB, 2AD, 2ABR, 2ABQ, (2ACT), 2ADL fone, 2AFP, 2AHL, 2AJF, 2AJW, 2AKO, 2ALG, 2ANZ, 2AQJ, 2AWK, 2AWL, 2AXR, 2AYZ, fone, 2BAK, 2BEA, 2BEB, 2BFZ, 2BGH, 2BGM, 2BIV, 2BML, 2BQH, 2BRB, 2BW, 2BUA, 2BYS, 2BZY, 2CAK, 2CT, 2DA, 2DN, 2EL, 2FD, 2FP, 2FQ, 2FZ, 2HI, 2JO, 2KL, 2KP, 2KV, 2MW, 2NN, 2OB, 2OE, 2QB, 2RU, 2UD, 2VH, 2WP, 2XA, 2XK, 2XQ, 2ZB, 2ZL, 2ZV fone, 3AAE, 3AAN, 3AAY, (3ABD), 3ACC, 3ADT, 3AFU, 3AHF, 3AHK, 3ANU, 3APQ, 3BG, (3BIY), 3BJA, 3BP, 3BZ, 3CC, 3DH, (3EM), 3FM, 3GV, 3RF, 3SQ, 3XAA, 3XM, 3XH, 3MO, 3PN, 3QV, 3RS, 3S, 3X, 3Y, (4BY), 3ZN, 3ZO fone, (3ZY), 4ZZ, 4BK, 4BQ, (4BY), 4CO, 4EL, 4EN, 4FF, (4GL), 4ZE, 5DA, 5ZA, 8AAZ, 8ABO, 8AC, 8ACF, 8ADG, 8ADR, 8ADY, 8AEG, 8AGZ, 8AIO, 8AJP, 8AKE, 8AKP, 8AKS, 8AMQ fone, 8AMZ, (8AND), 8AOA, 8AOG, 8APT, 8AQF, 8AQZ, 8AVH, 8AVL, 8AWF, 8AWP, 8AYV, 8BA, 8BCL, 8BDU, 8BFC, 8BFG, 8BFX, 8BFFZ, 8BHJ, 8BJC, 8BJX, 8BK, 8BLT, 8BMA, 8BNJ, 8BO, 8BOX, 8BPL, 8BQL, 8BRC, 8BRL, 8BUM, 8CL, 8DE, 8DR, 8DZ, 8EA, 8FB, 8FQ, 8GE, 8GV, 8HJ, 8IA, 8IB, 8II fone, 8IQ, 8IV, 8JL, 8JS, 8KM, 8LF, 8LJ, 8LV, 8LX, 8NQ, 8OH, 8PC, 8PU, 8QM, 8QQ, 8QV, 8RQ, 8RU, 8SE, 8TB, 8TC, 8TN, 8UJ, 8UK, 8VJ, 8VY, 8WR, 8WY, 8XB, 8XC, 8XS, 8XU, 8YT, 8ZD, 8ZG, 8ZL, 8ZN, 8ZZ, 9AAS, 9AAV, 9ACO, 9AJA, (9ANE), 9ARK, 9ASB, 9AVN, 9AWZ, 9AXE, 9DAB, 9EK, 9FM, (9HD), 9FY, 9IO, 9JD, 9RT, 9VD, 9XI, 9XM, 9ZAE, 9ZAF, 9ZB fone, 9ZQ, 9ZY, Canadian: 2BF, 3BP, 3NB, 9AW.

1DY, Lynn, Mass.

Spark: 1ADL, 1ADP, (1AMD), 1AJP, (1AW), 1AWD, (1ARY), (1AZK), (1BUC), 1BGF, (1BIR), (1BRE), 1BPL, (1BYV), 1BVB, 1BU, 1BVS, 1CAC, (1OE), (1OJ), 1JW, (1ZE), 1TS, 2AHU, 2AIM, (2AJE), 2ASL, (2AWF), 2AQI, 2AQL, (2BK), 2BM, 2CY, 2DA, (2DN), 2EL, 2DI, (2EP), (2JU), (2OA), (2OM), 2OW, (2OX), 2PE, (2RM), 2RQ, (2SP), (2IG), (2SQ), 2TF, (2TS), 2UA, 2WB, (2WZ), 3ACE, 3ACM, 3AHF, 3AG, (3CN), 3EH, 3ARM, 3BCT, 3BFU, 3BG, 3CG, (3CN), 3EH, (3HJ), 3HX, 3IW, 3LP, 3OD, 3PU, 3RW, 3TA, 3TH, 3TS, (3UQ), (3VW), 3WX, 3XF, 3XM, 3YM, (3ZA), 3ZE, 4BY, 4EY, 4FD, 4AFD, 4AGK, 4AH, (4AI), 4AJ, 4ANW, 4AOT, 4APB, 4AQR, 4AQV, 4ARD, 4AXC, 4AYN, 4AYS, 4BCO, 4BG, 4BGF, 4BVG, 4BRL, 4BSY, 4CG, 4GG, 4GL, 4DY, 4EZ, 4FI, 4FG, 4HU, 4IL, 4OE, 4OI, 4RQ, 4RU, 4SP, 4TT, 4UV, 4XE, 4ZN, 4ZO, 4ZE, 9AY, 9AZ, 9AWU, 9BDE, 9MC, 9OX, 9UL, 9ZJ, Can. 2JZ, 3BP.

C.W.: (1BAD), 1BQE, 1CAK, 1RZ, (1TS), 1XAD mus. & phone, 2ABD, 2AFP, 2AJW, 2AJE, 2AWL, 2BEA, 2BK, 2BND, 2BRC, 2CT, 2DN, 2EL, 2DEV,

2KL, 3ALT, 3BZ, 3CC, 3EM, 3HJ, 3MO, 3RF, 3SQ, 3ZO phone & music, 4FF, 4GL, 8ADA, 8AIO, 8AOA, 8AWP, 8AWW, 8DE, 8DR, 8E, 8ICF, 8IQ, 8NQ, 8XM, 8WY, 8ZG, 8ZZ, 9AH, 9AJA, 9AWV, 9IO.

1CEB, Bridgeport, Conn.

C.W.: 2AHA, 2AJA, 2AJP, 2AJR, 2AJW, 2AWK, 2AWL, 2AXB, 2BAK, 2BDG, 2BDU, 2BEA, 2BEB, 2BQH, fone, 2BRB, 2BRC, 2BUM, 2BYC fone, 2BYS, 2BZL fone, 2DN, 2EL, 2FP, 2FZ, 2HZ, 2KL, 2MW, 2RA fone, 2RU, 2SB fone, 2XNA, 2ZD, 2ZL, 3BIY, 3BZ, 3FS, 3IH, 3ZO, 3ZY, 3ZZ, 4BY, 4CO, 4GL, 4FF, 4NX, 3AAZ, 3ACF, 3AKJ, 3AOF, 3AQZ, 3AWP, 3BCL, 3BO, 3DU, 3DR, 3IL, 3JM, 3KM, 3SZ, 3TB, 3UJ, 3YK, 3XV, 3ZG, 3KKA, 3WJ, 3PI.

Spark: 2ARM, 2ACV, 2AHU, 2AID, 2AIS, 2ASL, 2ASR, 2AWF, 2AZD, 2BCF, 2BSC, 2DA, 2DI, 2DO, 2EL, 2FP, 2IF, 2OM, 2OK, 2JU, 2TS, 2TU, 2UA, 2WM, 3ACE, 3ACM, 3AGS, 3AIC, 3AQR, 3BP Can., 3DW, 3HJ, 3HX, 3IW, 3KM, 3UC, 3XM, 4BQ, 4DH, 5FV, 8ACF, 8ACR, 8AFB, 8AFD, 8AFS, 8AHH, 8ARD, 8AYN, 8BDK, 8BO, 8CH, 8EA, 8EW, 8FE, 8GW, 8HF, 8HY, 8KE, 8OA, 8RU, 8SF, 8TJ, 8TY, 8XE, 9AAW, 9CP, 9HR, 9MC, 9ZN.

1MO, Hartford, All C.W.

1AGI, 1AJS, 1AJU, 1AWB, 1ARY, 1BAI, 1FF, 1IL, 1IN, 1QP, 1RZ, 2AJW, 2AWK, 2AWL, 2AXB, 2BRC, 2CC, 2FZ, 2IA, 3ACE, 3BIY, 3BZ, 3EM, 3FS, 3MO, 3RF, 3TH, 4FF, 4GL, 8AAZ, 8ACF, 8ADS, 8AKJ, 8AQF, 8AWP, 8AZF, 8BMA, 3DE, 8FQ, 8HJ, 8OH, 8UJ, 8VJ, 2AAS, 9AAZ, 9AJA, 9FS, 9ZB, Can. 3BP.

1NY, Belmont, Mass.

Spark: 1AA, 1AD, 1AW, 1AWS, 1ACB, 1AIZ, (1AJT), 1ARY, 1AMT, 1ASF, 1ASP, 1AYD, 1BDS, 1BDT, 1BFZ, 1BGG, 1BJE, (1BJI), 1BNT, 1BNK, (1BXW), 1BV, 1CEV, 1CGH, 1CHC, 1CHX, 1CK, 1CY, (1DP), 1DY, 1EW, 1FU, 1GM, 1GV, 1KJ, 1KM, 1MA, 2EL, 2JU, 2OM, 2RM, 3ACM, 3BP, 3EM, 3HJ, 3IW, 3TH, 3ZE, 8AHH, 8AQV, 8MZ, 8NAE, 8RQ, 8SP, 8XE, 8VQ, 8UK, 9ZJ.

C.W.: 1ADB, 1AKB, 1AKG, 1ALY, 1AOK, 1BAI, 1BCX, 1BDS, 1BES, 1BHE, 1BQE, 1BYX, 1BZE, 1CAK, 1ES, 1FF, 1DM, 1PT, 1SF, 2AJW, 2AWL, 2BEA, 2FD, 2FP, 2DN, 2ZE, 3AHK, 3APQ, 3JH, 4GL, 8AIO, 8AWP, 8BEF, 8DE, 8LF, 8LX, 8OW, 8VJ, 8XK.

2TS, Staten Island, N. Y.

1ADL, 1AMD, 1ARY, 1AZK, 1BDC, 1BFB, 1BVB, 1CK, 1CP, (1DY), (1GM), 1HK, 1IA, 1OJ, (1SN), 1XM, 1ZE, 2QE, 2DA, 3ACE, 3ARN, 3CC, 3DM, 3DW, (3HG), (3HJ), (3HS), (3IW), 3OU, 3RW, (3UQ), 3TH, 4BQ, 4FD, 4GL, 4GN, 5DA, 5FV, 5XK, 5ACF, 5AFD, 5AGK, 5AIB, (8AJW), 8AMB, 8AOT, 8APB, 8AXC, 8AYN, 8BO, 8BRB, 8BRL, 8CL, 8DR, 8EA, 8EZ, (8FT), 8HG, 8HU, 8IN, 8MZ, 8OE, 8OL, 8RQ, 8RU, 8SP, (8TJ), (8TZ), 8UP, 8VQ, 8XD, 8YN, 9AAW, 9AGR, 9AJH, 9ARG, 9AWZ, 9AXU, 9MC, 9TL, 9TW, (9UJ), (9UU), 9ZN, Can. 3BP.

2AWF, Albany, N. Y.

Spark: (1ADL), 1AMD, 1ARY, 1AW, (1AZK), 1BDC, 1BFZ, (1BIR), 1BRW, 1CHJ, 1CK, (1CP), (1DY), 1FV, 1GM, 1HK, (1IA), (1OE), (1QP), (1SN), (1UL), 1UV, 1XE, (1ZE), 2AIM, 2AJE, 2AJR, 2ASL, 2BCF, (2BK), (2BM), 2BRC, 2DI, 2DN, 2EL, 2FP, (2JU), 2OA, 2OM, 2OX, 2RM, 2TJ, 2TS, 2WB, 2ZV, 3AAN, 3ABB, 3ACE, 3ACR, 3AHF, 3AIC, (3AQR), 3BG, 3CC, 3CG, 3CN, 3DM, 3FJ, 3HJ, (3IW), 3OU, 3PU, 3QW, 3TH, 3UC, 3UQ, (3VW), (3XM), (3ZO), 4BC, 4BE, 4BQ, 4CX, (4EA), 4EY, 4GN, 5DA, 5EK, 5FJ, 5FV, 5XK, (8ACF), (8ADR), 8AFB, 8AFD, (8AHH), (8AHV), 8AJC, 8AJK, 8AJV, 8AJW, 8AMB, 8AMP, 8ANM, (8AOT), 8APB, (8AQV), 8ARD, 8ASV, 8AVO, (8AWU), (8AXC), 8AXN, 8AYN, 8BK, 8BO, 8BP, 8BRL, 8BSY, 8CG, 8DR, 8DZ, 8EO, 8EZ, 8GE, 8GW, 8HG, (8HU), 8HY, 8JJ, 8JP, 8JU, 8MM, (8MZ), 8OL, (8QC), (8RQ), (8RU), (8SP), 8TT, (8TY), 8UI, (8XE), 8YN, 8ZA, 8ZD, 8ZZ, 9AAW, 9AGR, 9AIR, 9AP, 9ASJ, 9AWU, (9AWZ), 9AZE, 9BDE, 9CP, 9ET, (9FS), 9FU, 9GP, 9GX, 9IR, 9MC, 9ME, 9PC, 9PD, 9TL, 9UH, 9UU, 9VG, 9YR, 9ZJ, Can. (3BP), (3FO).

C.W.: 1II, 2AWK, 2AWL, 2FD, 2ZV, 3BZ, 3CC, 3ZY, 4BY, 4GL, 8AWP, 8DE, 8II, 8AAS, 9ZY.

2AFP, Paterson, N. J.

C.W.: (1ADL), 1APV, 1AJP, (1AKB), (1AKG), 1ANQ, 1ANY, 1AOK, 1AWB, 1BAL, 1BDI, 1BYX, (1CAK), (1CGG), 1DH, (1ES), 1FF, 1QN, 1UN, 1VAA, 3AAE, 3AAY, 3AHI, 3ADT, (3AFU), 3AHD, (3AHK), (3ANU), 3BED, 3BIV, 3BZ, 3EM, 3FS, (3GR), 3HG, (3HJ), 3JH, (3MO), 3PB, 3QV, 3RF, 3SQ, (3ZN), (3ZO fone), 3ZY, 3ZZ, 4BK, (4BY), (4EL), 4EN, 4FD, (4FF), 4GL, 4RL, 4XQ, 4ZE, 5DA, (8AAZ), 8AB, (8ABO), 8ADG, 8XQ, 8ZE, (8AIX), (8AJP), 8AKE, 8AMF, 8AND, (8AIO), 8APT, (8AQF), (8AQZ), (8ARV), 8AVH, (8AWP), 8AWX, (8BCD), 8BA, 8BFG, 8BFX, (8BK), (8BWP), (8BO), (8BXX), (8BXL), 8BQ, (8BRC), (8BRL), 8BUM, (8DE), 8DR, 8DV, 8DX, 8FD, 8FQ, 8HA, 8HD, (8HM), 8HY, (8IB), (8II), (8IQ), 8JL, 8JU, 8KH, (8KM), 8LF, (8LJ), 8LU, (8LV), 8LX, 8NQ, (8NV), 8OW, 8PW, 8PX, (8QM), (8QU), 8QY, 8SE, (8TG), 8TN, 8UJ, (8UK), 8VY, (8WY), 8XB, 8XK, 8XM, (8ZG), 8ZV, (8ZZ), 9AA, (9AAV), (9ACO), (9AJA), (9ANE), (9ARK), 9DAB, (9HD), 9HY, (9LQ), 9RT, (9XI), (9VQ), 9XM, 9ZY, Canadian 8JL, (8BP), (9AW).

Spark: 4AG, 4BE, 4BY, 4CX, 4EA, 4FD, 5FV.

2BK, Yonkers, N. Y.

(1ADL), 1AW, 1CK, (1DY), 1ES, 1FV, 1IA, 1QP, (1SN), 1UN, 1XK, (1ZE), 1BFZ, (1BDC), (3AC), 3AHK, (3AGR), (3ARN), 3CC, 3HJ, 3HX, C.W., (3IW), (3OU), 4CX, (4EA), (4EY), 4FD, 4GM, 4GN, 5DA, (5FV), 5HK, 5XA, 5ZL, 7XD, (8AL), (8AY), 8RA, (8BK), 8BM, (8BO C.W.), (8CV), (8DY), (8EA), (8EV), (8FE), (8FT), 8HP, (8IN), 8JQ, (8JU), (8KH), 8KS, 8LX, 8MM, (8MR), 8OA, (8OJ), 8OZ, 8QM, (8RQ), (8SP), (8TJ), (8TY), (8UC), (8UP), 8VQ, (8WA), (8WO), (8WY), (8WZ), (8ZD), (8ZN), (8ZR), (8ZZ), (8ACF), 8AEZ, (8AFD), (8AFS), (8AGK), (8AHH), (8AIB), (8APB), (8AQT), (8AWP), (8AVO), (8BBU), (8BEP), (8BRL), (8BP), (8CP), 9FS, 9HT, (9ME), 9NQ, 9TO, (9PS), (9OX), (9UH), (9UT), (9VZ), 9WU, 9ZJ, (9ZN), (9AAW), (9AGR), 9AJB, (9AJH), (9ALH), (9AIR), 9AIU, (9AMA), 9ASJ, (9AWZ), (9AZE), 9DAX, 9DIH, Canadian 8CG, 8JL, 8KG, (8BP).

2OM, Ridgewood, N. J.

Spark: 1AD, (1ADL), 1ADM, 1AMB, (1AMD), (1ARY), (1ASF), (1AW), 1AX, (1AZK), (1BCF), (1BDC), (1BDT), (1BR), (1BJE), 1BKP, 1BLE, 1BL, (1BVR), 1RWY, 1CHX, (1CK), 1DF, (1DY), (1DZ), 1FR, (1FT), 1FV, (1GM), (1HK), (1IA), (1MA), (1DE), (1OJ), 1OT, (1QP), 1RV, (1SN), 1XM, (1ZE), 3AAN, 3AC, (3ACE), 3ACM, 3ACR, 3AGL, 3AIC, (3AL), (3ALN), (3AGR), 3ARM, (3ARN), (3ATZ), 3BC, (3BFI), (3BGT), 3BX, 3GX, 3HG, (3HJ), (3HM), 3DN, (3EZ), 3FM, 3GM, (3LP), (3OU), 3PB, (3QN), (3RW), (3TH), 3TT, 3UC, (3UQ), 3UX, (3VW), 3WX, 3XF, (3XM), 3ZA, 3ZE, 3ZO, 3ZZ, Canadian (3BP), (3ED), (4CX)4DH, 4DQ, (4EA)4FD, 4GN, 4XC, 5DA, 5EA, 5ER, (5FV), 5HK, 5XA, 5XK, 5ZK, 5ZL, 7XD, (8ACF), (8ADP), 8AFA, (8AFD), (8AFS), (8AGK), 8AGT, (8AHH), (8AHS), (8AIB), 8AIO, 8AJK, 8AJT, 8AJW, (8ALW), 8AMB, (8AMZ), (8ANO), 8ANY, 8AOT, 8APB, 8AQV, 8ARD, 8AVO, 8AVT, (8AMP), 8AXC, (8AYN), 8AYS, 8BRI, (8BCO), 8BDO, (8BDY), (8BO), (8BRL), (8CG), 8CL, (8CV), 8DR, 8DZ, (8EA), 8ER, 8EQ, 8EZ, 8FT, (8FT), 8FW, 8GO, 8HA, 8HG, 8HP, 8HU, (8HY), 8ID, 8II, (8IN), 8JQ, 8JS, 8JM, 8KJ, 8KH, 8LW, (8MZ), (8NZ), 8OI, 8PX, 8PM, 8PT, 8QE, (8RO), (8RT), (8SP), (8TJ), 8TK, 8TT, 8TY, 8TZ, 8UC, 8UK, 8UP, 8VQ, 8WA, 8WZ, 8XE, 8VN, 8ZA, (8ZD), 8ZN, 8ZR, 8ZW, (9AAW), 9ARV, 9ARX, (9AGR), (9AIR), (9AIT), (9AJH), 9AMC, 9AMR, 9ANC, 9APK, 9AQE, 9AON, (9ARG), 9ART, 9AST, 9ASN, 9AW, (9AWZ), 9AXU, (9RDE), (9CP), 9DMJ, 9DWP, 9DZY, 9EA, 9EE, 9ET, (9GC), 9HM, (9HR), 9KH, 9LF, 9LQ, 9MC, (9ME), (9OX), 9PC, 9PS, 9TL, 9TO, (9UH), (9UU), 9UV, 9VZ, 9WK, (9WT), 9YM, 9ZJ, 9ZN.

C.W.: 1AJS, 1AKG, 1ANQ, 1BAL, 1CAK, (1OE cw & voice), 1PT, (1PE), 1QN, (1RN cw & voice), 3ABI, 3AHK, (3EM), 3FF, 3FS, 3HG, (3HJ), 3MO, 3ZY, 3ZZ, Canadian (3BP), 4CO, 4FF, 4GL, 8AAZ.

8ALE, 8ARV, (8AWP), 8BPL, 8DE, 8GE, 8HK, 8LF, 8TX, (8UJ), 8UK, 8VJ, 9AA, 9ANE, 9AOJ, 9HY, 9IO.

XFI, Langley Field, Va.

1BAP, 1BDI, 1BDT, 1BFL, (1CGG), 1CHX, 1GM, 2ADL, 2AFP, (2AKO), 2ARP, 2BAK, 2BGH, 2BR, 2DA, 2FD, 2FP, 2GN, 2JD, 2MO, 2OM, 2TF, 2TS, (2KA), (2ZE), (2ZL), 2ZN, (3AAE), 3AAV, 3ABI, 3AC, 3AGR, 3AQE, 3BDQ, 3BFB, 3BGH, (3BZ), 3EF, 3FJ, (3FM), 3HJ, 3MK, 3PJ, 3PV, 3ZL, (3ZO), (3ZZ), (4BK), 4CX, 4DH, 4EB, (EL), 4KU, 4TQ, (5DA), (5XB), 5XK, 5AFD, 5AGN, 5AHH, 5AIB, (5AKE), 5AKS, 5AMQ, 5APD, 5AQ, 5AQZ, 5AR, 5AVP, 5AWK, 5AYN, 5AZQ, 5BBU, 5BJC, 5BO, 5BRC, 5BRF, 5BUA, 5EA, 5ET, 5GE, (5JS), 5KM, (5LF), 5LW, 5QU, 5RQ, 5TG, 5VY, 5WY, 5XP, 5XE, 5XF, 5XK, 5XM, 5XU, (5XY), 5YN, 5ZA, 5ZD, (5ZG), (8ZN), (8ZZ), 9AJA, 9AP, 9BDE, 9CP, 9DAB, (9HD), (9LQ), 9LZ, 9RT, 9XAH, 9XI, 9XM, 9ZA, (9ZAC), 9ZAE, 9ZJ, 9ZN, 9ZY.

3RF, Roanoke, Va.

C.W.: 1BQ, 1CF, 1PY, (1QN), 1UN, 1BYS, 1CAK, 2DN, (2EL), 2FD, 2FC, 2OE, 2QN, 2UD, 2XA, 2ZL, 2ZN, 2ZV, 2AFP, 2AJW, 2AKO, 2AOL, 2AWL, 2BAD, 2BAK, 2BEA, 2BGH, 2BY, (2BZ), 3CC, 3EM, 3FQ, 3HB, 3HX, 3ZL, 3ZV, (3ZY), 3AAE, 3AAN, 3ASK, 3AQR, 4AJ, 4BQ, (4BT), 4BY, 4CO, 4EB, 4EF, 4EH, (4EL), 4EN, (4FP), 4FJ, (4GI), 4HW, 4II, (5DA), 5BC, (5BK), 5DE, 5DR, (5FG), 5GE, 5GO, (8HA), 8HG, 8II, 8IO, (8IQ), 8JJ, 8JM, 8JQ, (8KM), (8LJ), 8LU, (8LX), 8MK, 8NQ, 8OW, (8PN), 8PU, (8QY), 8QK, 8RQ, (8TN), 8JU, (8UK) (8VJ) 8VQ, (8VY) (8WY) 8XE, 8XK, 8XS, 8YN, 8ZB, 8ZG, 8ZL, 8ZV, 8ZE, 8ZZ, 9AA, 9AAZ, 9ABK, (8ABO), (8ACP), 8ADG, 8ADY, 8AFD, 8AFP, 8AJT, (8AKS), 8AMZ, 8ALE, 8AMQ, (8AOA), 8AQE, (8AQZ), 8AWF, (8AWP), 8AWX, 8AYF, (8BCI), 8RET, 8BDP, 8BDU, 8BIX, 8BOX, 8BRF, 8BSY, 9AU, 9AW, 9IG, 9QY, 9RT, 9ZA, 9ZJ, 9ZY, 9AAS, 9ARK, 9AWT, 9BDE.

Spark: 3BP, 3MS, 3XF, 3XM, 3YK, 3YL, 3AQ, 4AS, 4BK, 4BY, 4CK, 4FJ, 4YA, 4YB, 4YZ, 5DA, 5ER, 5KB, 5XK, 5ZL, 8IN, 8SP, 8RQ, (8XE), 8YN, 8ZN, 8ACF, 8AFB, 8AFD, 8AHH, 8AJG, 8AJV, 8ARN, 8ARW, 8AXC, 8AYN, 9AC, 9FS, 9MC, 9TL, 9UU, 9YM, 9ZL, 9AW.

3BEC, Radnor, Pa.

Spark: 1AW, 1BL, 1CK, 1DY, 1GM, 1HO, 1IA, 1OB, 1PB, 1RU, 1TS, 1AC, 1ADL, 1AMD, 1AOL, 1AQK, 1ARY, 1AZ, 1AZK, 1BDC, 1BFZ, 1BGF, 1BR, 2BK, 2EM, 2CT, 2CY, 2DA, 2DB, 2DN, 2FP, 2JU, 2OM, 2RM, 2TF, 2TS, 2VT, 2UP, 2XA, 2ACR, 2AFP, 2AID, 2AIM, 2AIE, 2AKB, 2AIB, 2ASL, 2AWF, 2AZL, 2BCD, 2BRC, 4CX, 4EA, 4FD, 5DA, 5FC, 5XA, 5ZA, 5AG, 5BA, 5BO, 5DI, 5DR, 5DY, 5EA, 5EW, 5FI, 5FT, 5FX, 5HD, 5HG, 5TL, 5HP, 5HU, 5ID, 5IF, 5II, 5IN, 5JL, 5JQ, 5UL, 5NV, 5OL, 5OU, 5QJ, 5QR, 5RQ, 5RH, 5SL, 5SP, 5TG, 5TZ, 5UN, 5VW, 5WA, 5ZK, 5XE, 5XM, 5ZN, 5ZR, 5ZZ, 5AAO, 5ABO, 5ACF, 5ACM, 5AFD, 5AFM, 5AFS, 5AFZ, 5AGK, 5AGN, 5AHH, 5AHK, 5AHU, 5AIB, 5AID, 5AIG, 5AJT, 5AJV, 5AMB, 5AOJ, 5APE, 5ARD, 5ARW, 5AVN, 5AWX, 5AWZ, 5AXC, 5AZZ, 5BCT, 5BN, 5BFH, 5BKO, 5RON, 5BTO, 5BRC, 5BRD, 5BRF, 9CP, 9ET, 9FH, 9GY, 9HG, 9HM, 9HS, 9MC, 9ME, 9TL, 9TO, 9UH, 9UU, 9ZJ, 9ZN, 9AAW, 9AGR, 9AJH, 9APK, 9ARG, 9ARW, 9ASJ, 9AWU, 9AWZ, 9AXM, 9BDE, 9BF Canadian.

C.W.: 1AQ, 1AR, 1CK, 1RQ, 1UN, 1AGL, 1AJU, 1AKG, 1ANQ, 1AWB, 1AZN, 1BAL, 1BES, 1CAK, 2CT, 2FD, 2IQ, 2RU, 2AV, 2AW, 2AWL, 5BC, 3RZ, 3DC, 3EM, 3HG, 3QV, 3AFQ, 3AGL, 3APQ, 4EL, 4FF, 4GL, 5AW, 5BK, 5DE, 5FB, 8IQ, 8MK, 8NQ, 8TF, 8TV, 8TK, 8WY, 8XA, 8XK, 8AAZ, 8ADQ, 8AMZ, 8AWD, 8AWP, 8BEF, 8BJX, 9IO, 9RT, 9AGG, 9ARK.

Phone: 3AR, 3FM, 3FS, 3MI, 3NO, 3YQ, 3ZY, 3AAE, 3AND, 3ANO, 3ANU, 3ARV, 3IL.

3ARN-3HS, Washington, D. C.
Spark: (1ARY), (1AW), (1BGF), (1IA), (1ADL), 1ADW, 1AHU, 1ALK, 1ALQ, 1AQK, 1ASF, 1AZK, 1AZY, 1BDC, 1BFZ, 1BRV, 1BVB, 1DY, 1FM, 1FV, 1GM, 1HO, 1OH, (1QP), 1RV,

1SN, (1TS), 1WR, 1XM, 1ZE, 2ABR, 2AHU, 2AID, 2AIM, (2AJE), 2AQE, 2ARB, 2ARD, 2ARY, 2ASL, 2AZ, (2BK), 2BM, 2BSC, (2DA), (2DN), 2EL, 2FM, 2FP, 2JU, (2JZ), (2OM), 2PV, 2RM, 2TF, (2TS), 2UE, 2WB, 2WM, 2XZ, 3ABC, 3AC, 3ACE, 3ACM, 3AVS, 3BFU, 3CC, 3CC, 3DW, 3EZ, 3HG, 3HJ, 3HX, 3KN, 3MV, 3OU, 3PB, (3PU), 3QC, 3QN, 3RA, 3UC, 3UQ, 3US, 3VW, 3ZA, 3ZO, 3AG, 4AS, 4BQ, 4BY, 4CG, 4CX, 4DH, 4DQ, 4EY, 4FD, 4FI, 4GN, 4XK, 5CHJ, 5DA, 5EK, 5ER, 5FT, 5FV, 5HK, 5RZ, 5XA, 5XI, 5XR, 5ZL, 5ZO, 8AAV, (8ACP), 8AEZ, 8AFA, 8AFB, 8AFD, (8AFS), 8AGK, 8AHH, 8AHV, 8AHS, 8AIA, 8AIB, 8AIG, 8AIM, 8AIO, 8AJE, 8AJF, 8AJT, 8AJV, 8AJW, 8AK, 8AL, 8AMB, 8AMP, 8AMG, 8AMU, 8AMZ, 8ANC, 8ANF, 8ANO, 8ANY, 8AOT, 8APB, 8AQV, 8ARD, 8ARK, 8ARS, 8ASO, 8ASV, 8ASZ, 8AU, 8AVO, 8AVT, 8AVX, 8AWU, (8AXC), 8AXS, 8AYN, 8AYT, 8AYZ, 8AZK, 8BBU, 8BCO, 8BDP, 8BEN, 8BFH, 8BFN, 8BGJ, 8BH, 8BHV, 8BN, 8BO, 8BOX, 8BPU, 8BR, (8BRL), 8BRO, 8BRU, 8BSY, 8BU, 8BVA, 8CL, 8CV, 8DO, 8DR, 8DV, (8DY), 8DZ, 8EA, 8EB, 8EP, 8EW, 8EZ, 8FA, 8FC, (8FT), 8GE, 8GV, 8GW, 8HJ, 8HU, 8HY, 8IK, 8IL, (8IN), 8JQ, 8RD, 8ML, 8OI, 8PJ, 8PX, 8QC, 8RG, (8RQ), 8RV, 8RZ, 8SP, 8TJ, 8TK, 8TT, 8TY, 8TZ, 8UC, 8VY, 8WA, 8WZ, 8XE, 8YE, 8YN, 8ZA, 8ZAA, 8ZD, 8ZN, 8ZR, 9AAP, 9AAS, (9AAW), 9ABH, 9AC, 9ACS, 9ADX, 9AIF, 9AGG, 9AGR, 9AGV, 9AII, 9AIO, 9AIR, 9AIW, 9AMT, 9ANC, 9AOJ, 9AOU, 9AOK, 9APK, 9APS, 9APT, 9AQR, 9ARG, 9ARI, 9ARK, 9ARF, 9ASJ, 9ASV, 9AV, 9AWT, 9AWZ, 9AXU, 9AY, 9AZE, 9BDE, 9BDR, 9BDS, 9CP, 9DEU, 9DMM, 9DP, 9DWM, 9DY, 9DYU, 9DZ, 9EK, 9ET, 9FS, 9FZ, 9HM, 9HO, 9HR, 9HS, 9HT, 9JL, 9JF, 9KO, 9KR, 9LF, 9LQ, 9MG, 9ME, 9MG, 9MR, 9MS, 9MT, 9NQ, 9NR, 9OX, 9PC, 9PS, 9PX, 9QR, 9TL, 9TO, 9TY, 9UH, 9UQ, 9UU, 9VT, 9VN, 9VO, 9VZ, 9WX, 9WZ, 9YA, 9YAC, 9YE, 9YN, 9ZAC, 9ZJ, 9ZN, Canadian 2AA, 3BP, 3JL, 3KG, (3PL).

C.W.: 1AE, 1AGL, 1AOL, 1APX, 1AWB, 1CAE, 1FF, 1HGS, 1UN, 1PE, 1QN, 1RN, 1RU, 1RZ, 1TAV, 1TBY, 1UN, 2AFP, 2AJF, 2AJL, 2AJW, 2AKO, 2AWL, 2AWP, 2BAK, 2BDM, 2BEA, 2BG, 2BGH, 2BGM, 2BRB, 2BRZ, 2DN, 2EL, 2FD, 2FF, 2FP, 2KL, 2KR, 2RU, 2XA, 2XT, 2ZL, 3AWI fone, 3BL, 3BZ, 3CA, 3CC, (3EM), 3FS, 3PB, 3QV, 3RF, 3ZO, 4BY, 4FF, 4GL, 4NX, 5ABO, 5ACF, (5ADY), 5AEU, 5AIO, 5AIX, 5AJP, 5AOA, 5APF, 5AQF, 5AQR, 5AQZ, 5AWL, 5AWP, 5BCT, 5BEF, 5BK, 5BO, 5BOX, 5BPL, 5BQ, 5BRF, 5DE, 5DR, 5DX, 5DZ, 5FL, 5GE, 5GO, 5GV, 5HA, 5HJ, 5HM, 5II, 5IQ, 5JL, 5JM, 5JU, 5KM, 5LJ, 5LV, 5LX, 5NM, 5NJ, 5PU, 5PW, 5QV, 5RQ, 5RI, 5SE, 5TN, 5UJ fone, 5UK, 5VJ, 5VY, 5WY, 5ZB, 5ZR, 5ZV, 5ZZ, 9AAS, 9AAV, 9AJA, 9ARK, 9HD, 9HY, 9IO, 9UC.

3ZO, Parkesburg, Pa.

Spark: 1BE, 1BK, 1CK, 1CV, 1DV, 1GV, 1HK, 1IA, 1MA, 1OE, 1PQ, 1RV, 1RX, 1RZ, 1SW, 1UA, 1UN, 1ZE, 1ADC, 1ADK, 1ADL, 1ADP, 1AFZ, 1AHF, 1AMD, 1AML, 1ANY, 1APO, 1ARY, 1ASF, 1AZK, 1BCF, (1BDC), 1BDT, (1BFZ), 1BGF, 1BR, 1BJE, 1BKE, 1BLE, 1BYX, 2BK, (2BM), 2CL, 2CY, 2DA, 2DN, 2DV, 2EL, 2GM, 2KM, 2OA, 2OM, 2PK, 2PV, 2RB, 2RM, 2RP, 2RQ, 2SS, 2TF, 2TJ, 2TS, 2UE, 2WR, 2AID, 2AIM, 2AQI, 2AQL, 2ARB, 2ASL, (2AWF), 2AS, 2BF, 2BI, 2CG, 2CN, (2DM), 2OW, 2EI, (2GK), (3HJ), (3MB), 3OB, 3OU, 3PU, 3QN, 3OU, (3QW), 3TH, 3UQ, 3VA, 3WX, 3XF, 3XM, 3YK, 3YM, (3YP), (3ZS), (3ZV), (3ABB), 3ARP, 3ACM, (3ACS), 3ADB, 3ADT, (3AEB), 3AHE, 3AHU, 3AHT, (3AIC), (3AIS), (3AQL), (3AQR), 3AQS, 3ARY, (3ASK), 3AWF, 3BR, 4EL, 4FI, 4BA, 4BP, 4BQ, 4DY, 4FL, 4FS, 4FW, 4HJ, 4HP, 4IL, 4JK, 4RQ, 4SG, 4SP, 4TR, 4TK, 4TT, 4TZ, 4UK, 4VP, 4WO, 4WY, 4XE, (4ZA), 4ADQ, 4ADV, 4AFA, 4AFB, 4AFD, 4AGK, 4AHV, 4ALV, 4AMB, 4ANW, 4AOT, 4APB, 4BFH, 4BSY, 4FS, 4MG, 4TL, 4UU, 4XM, 4YA, 4ZJ, 9AAV, 9ASJ, Canadian 3BP, 3BN, 3JL, 3LW.

C.W.: 1BY, 1CF, 1DH, (1DY), 1FD, 1FF, 1GM, 1IN, 1QN, 1QP, 1RH, 1RU, 1XE fone, 1FX, 1XM, 1AJJ, 1AJU, 1ANQ, 1AOL, (1BAI), 1BDI, 1BQE, (1CGG), 1HCS, 1UNQ, 1XAD fone, 2CT, 2FD, 2FP, 2RU, 2WL, 2XA, 2XK, 2ZL, (2ZV), 2ABN, (2ADU), (2AFP), 2AHL, 2AJW, 2AKD, 2ATS, 2AWL, 2AYK,

2AYZ fone, 2BAK, 2BEA, 2BRZ, 2BGH, 2BYS, 2BZ, 3CC, 3FP, 3FS, 3GR, (3HJ), 3HX, 3LK, 3QV, 3XG, 3XZ, 3ZY, (3AAE), (3ANU), 3ASW, (3APQ), 3BAK, 3BBL, (XF-1), 4EB, 4FF, 4GL, (4NX), 5JO, 5CG, 5DE, 5DR, 5DZ, 5GE, 5GV, 5HA, 5II, 5JQ, 5KM, 5LJ, 5LV, 5TG, 5TN, 5UJ, 5VK, 5VY, (8XB), 8XE, 8ZG, 8ZZ, 8ACF, 8ARR, 8AKJ, (8AQZ), (8AWP), 8BCL, 8BOX, 8BRM, 9AW, 9HD, 9IQ, 9UC, 9XI, 9YB, 9ZY, 9AAS, 9AAV.

4XC, Atlanta, Ga.

Spark: 2BK, 2DN, 2FP, 2MB, 8ACE, 2AHK, 3AQR, 3ALN, 3HJ, 3XF, 3YK, 3LP, 1AS, 4BY, 4FD, 4GN, 4DH, 4RE, 4DQ, 4ZC, 5AA, 5DA, 5EK, 5FJ, 5FO, 5FV, 5HJ, 5LA, 5LO, 5MR, 5QA, 5JD, 5SM, 5XA, 5XB, 5XJ, 5XQ, 5XU, 5YE, 5YL, 5XL, 5ZAB, 5ZAG, 5ZAK, 5ZL, 5ZX, 5ZS, 8AFD, 8AFB, 8ACF, 8AJV, 8AXC, 8AIB, 8AAB, 8AHY, 8ANY, 8ADE, 8ANO, 8AIO, 8AQV, 8AGK, 8AYN, 8AFK, 8ARD, 8BBU, 8REN, 8BDO, 8BRL, 8BVA, 8BSY, 8BYT, 8DR, 8AOL, 8EA, 8EB, 8FG, 8FI, 8FT, 8EY, 8JQ, 8OI, 8RQ, 8RU, 8SP, 8TT, 8TK, 8TZ, 8UC, 8VQ, 8XE, 8YN, 8ZD, 8ZAA, 8ZN, 8ZW, 8IN, 9AAG, 9AAW, 9AAP, 9AWZ, 9ANC, 9AMT, 9AIR, 9ARI, 9AMA, 9AUG, 9ATN, 9AQE, 9AZE, 9ARX, 9ABH, 9AAU, 9BDE, 9CP, 9DQ, 9DSN, 9FZ, 9ET, 9FT, 9FS, 9ASJ, 9GX, 9DMQ, 9HM, 9GO, 9KO, 9ME, 9MC, 9DWM, 9LF, 9MG, 9IL, 9LQ, 9PS, 9NR, 9PC, 9PB, 9AV, 9RY, 9UJ, 9UH, 9QH, 9OX, 9VZ, 9VV, 9VG, 9WU, 9UW, 9ZJ, 9ZN, 9WT, 9YB, 9YAE, 9ZB, Can. 3BP.

C.W.: 1BAI, 2AWL, 2AJF, 2AFP, 2BAD, 2BCL, 2FD, 2EP, 2EQ, 2EJ, 2KL, 2ZL, 3BZ, 3BFS, 3BY, 3AFU, 3CC, 3FM, 3GB, 3HG, 3MO, 3FZ, 3ZY, 4BY, 4NX, 4RN, 4EL, 4FF, 4GL, 4BK, 4I, 4XN, 4XB, 4ZE, 5LA, 8ACF, 8AQZ, 8AHZ, 8AWP, 8AOA, 8AIO, 8AOF, 8AZF, 8AAZ, 8BPL, 8BOX, 8REF, 8BK, 8DE, 8DR, 8EA, 8II, 8IQ, 8KM, 8HM, 8JL, 8KI, 8OL, 8LF, 8RI, 8PD, 8UK, 8UJ, 8TA, 8XK, 8VJ, 8WY, 8XM, 8ZD, 8ZG, 9ARK, 9AAS, 9AVN, 9AJA, 9AWN, 9AAV, 9AQR, 9YM, 9RT, 9IO, 9ZJ, 9XM, 9DCP, 9ZY, 9ZB, Can. 3BP.

4GL, Savannah, Ga.

Spark: (2DN), (2EL), (2FP), 2JZ, 2XA, (3HX), (3HJ), 3OU, 3UQ, 4BC, 4BI, 4BQ, (4FD), (4FR), (5DA), 5FV, 5HK, 5LO, 5XB, 5XU, 5YM, 5YZ, (5ZAB), (9OX), 9XT, 9YM, 9ZAC, (9ZJ), (9ZN).

C.W.: 1BQE, (1CAK), (1PT), 1QP, 1RZ, (1TS), (1UN), 1XM, 2ADL, (2AKO), 2AJF, (2AJF), (2AWL), (2RAD), (2BYS), (2DN), (2EL), 2FD, (2FP), 2MW, (2BU), (2ZE), (2ZV), (3AAE), (3BIY), (3BZ), 3DH, (3FM), 3MO, (3RF), (3SQ), 3ZO, (3ZY), (3ZZ), (4BK), 4RQ, (4CO), (4EN), (4II), (4ZE), (5DA), 5LA, 5ZA, 5ACF, 5AFB, 5AKE, 5AWQ), (5AQF), (5AQZ), 5ARS, 5BCT, 5BCO, 5BK, 5BOX, 5BPL, 5CL, (5DE), 5DX, 5DZ, 5FI, (5GE), 5II fone and C.W.), 5IQ, (5JM), (5JS), (8KM), (8IF), (8LU), (8LX), (8NQ), (8OH), (8RQ), 8RM, 8UJ fone and C.W.), 8VJ, 8VY, 8WR, (8WY), 8XB, 8ZN, (8ZZ), (9AAS), (9AJA), 9AVN, (9EK), (9HD), (9IO), (9ZB fone and C.W.), 9ZY.

4FD, Midville, Ga.

Spark: 1AMD, 1BGF, XFI, 2BK, (2BU), 2FP, (2OM), 2XM, 2AJE, 3BF, (3BP can.), 3BU, 3CC, 3EZ, 3HG, 3HJ, 3HX, (3IW), 3KM, 3XF, 3XM, (3ACE), 2ACM, 4AS, 4AG, 4BE, 4BI, 4BY, 4CG, 4CP, 4CX, (4DH), 4DQ, 4DZ, 4FA, (4FR), 4FP, (4GM), 4HS, 4HV, 4ZC, 5AA, 5AF, (5DA), 5EK, (5ER), (5FV), 5HK, 5JD, 5JI, 5MA, 5MM, 5NK, 5RZ, 5CM, 5UK, 5XA, 5XK, 5YL, 5ZA, 5ZK, 5ZL, 5ZP, 5ZX, (5ZZ), 5ZAB, 5BO, 5CG, 5DZ, 5EB, 5EF, 5EZ, 5GV, 5HG), 5HU, 5HJ, 5IN, 5JU, 5NZ, 5OL, 5RU, (5SP), 5UC, 5UH, 5UN, 5UP, 5VZ, 5WZ, (8XE), 8ZA, 8ZD, 8ZN, 8ZR, (8ACF), 8ACY, 8ADE, 8ADO, 8AEG, 8AEU, 8AFB, (8AFD), 8AHH, 8AJE, (8AJT), 8AJV, 8ANO, (8ARD), (8AXC), 8AYN, 8AYS, 8BCO, 8BEN, 8BOY, 8BRL, (8BVA), 8DYZ, 8ZAA, 9BP, 9CP, 9EL, 9ET, 9FS, 9GX, 9HM, 9KO, 9LF, (9ME), 9MC, 9OC, 9OU, (9OX), 9PC, 9PS, 9RY, 9FK, (9UH), 9UQ, 9UU, 9WP, 9ZD, 9ZJ, 9ZN, 9AAP, 9AAV, 9ABS, 9AEG, (9AGG), 9AGT, (9AIR), 9AMK, 9AMT, 9AMV, 9AOT, 9AOW, (9APS), 9AQM, 9ARG, (9AJT), 9ASJ, 9ASZ, 9AWZ, 9BCX, 9BDE, 9DQ, 9DWN, 9DYU, 9TYV.

C.W.: 2EL, 2AWL, 3BZ, 3MO, 3RF, 4BY, 4CO, 4EN, 4GL, 4IL, 4ZE, 5DA, 8DE, 8II, 8IQ, 8UK, 8VJ, 8ACF, 9AWP, 9ZJ music.

4HJ, South Jacksonville, Fla.

Spark: 2DN, 2EL, 2ZH, 3BFU, 3ZO, 3ZY, 4AS, 4BC, 4BL, 4BQ, 4BY, 4BZ, 4CX, 4DH, 4DQ, 4DT, 4FD, 4FF, 4ZC, 4ZH, 4ZY, 5DA, 5EK, 5FV, 5JL, 5XA, 5XJ, 5YK, 5YL, 5ZA, 5ZL, 5ZP, 5ZX, 8BEP, 8XA, 8XJ, 8ZN, 9ASJ, 9BDE, 9MC, 9UU, 9ZJ. C.W.: 2ABD, 3EM, 3ZH, 3RF, 4ED, 4EL, 4GL, 4HW, 8II, 9AAS, 9AJA, 9AL, 9LV, KDKA fone.

4II, Box 467, Orlando, Fla.

Spark: 4AG, 4AS, 4BC, 4YB, 5JD, 5FJ, 5XB, 5XI, 5XQ, 5XU, 5ZA, 5ZL, 5ZO, 5ZAB, 5ZAK, 8JQ, 8ZA, 8ACF, 8AJP, 8BEP, 8BSY, 8BVA, 8MC, 9YA, 9YM, 9ZJ, 9AQM. C.W.: 1UN, 1AGI, 1ANQ, 1AFV, 1CAK, 2FD, 2ABD, 2ABR, 2BAK, 2XA, 2ZL, 3BA, 3BZ, 3CC, 3FD, 3FS, 3HJ, 3PH, 3RF, 3MO, 3ZN, 3ZY, 3AFU, 3AHK, 3BIV, 4BD, 4BK, 4BQ, 4BT, 4BY, 4CO, 4EL, 4FF, 4GL, 4HW, 4ZE, 4ZF, 5LA, 5BA, 5BK, 5BO, 5DE, 5GV, 5IB, 5JQ, 5KM, 5LE, 5OL, 5QM, 5TN, 5VY, 5XK, 5ZD, 5ZZ, 8APT, 8AKJ, 8AQZ, 8AWP, 8BCI, 8BFX, 8BOX, 9HD, 9LQ, 9RT, 9ZB, 9AAS, 9ARK, 9AJA, 9XAH, Canadian 8BP.

5FO, Norman, Okla.

5AL, 4DW, (5EK), 4EW, 5FI, 5FV, (5HK), (5HZ), 5HQ, 5HY, 5HX, (5IB), 5IC, (5IF), 5IQ, (5IR), (5IS), 5JD, 5JL, 5JM, (5JR), (5JP), 5KH, 5KJ, 5KP, 5KW, 5LA, (5LB), 5LC, 5LK, (5LO), 5NI, (5NK), (5NS), 5NW, (5OF), (5OG), 5OH, (5PU), 5QA, (5QH), 5QK, (5QP), (5QS), 5QU, 5QX, (5QY), (5RA), (5TA), (5TG), 5TK, 5XB, 5XG, (5XI), (5XJ), 5XL, 5XQ, (5XT), (5XU), 5YE, 5YL, (5YN), 5YS, (5ZA), (5ZC), (5ZL), (5ZO), 5ZS, (5ZT), 5ZX, (5ZZ), (5ZAB), (5ZAF), (5ZAG), 5ZAK, 7MO, (7ZO), (8VJ), 9AC, 9BD, 9BP, 9CP, 9DE, 9DH, 9DM, 9DU, (9EL), (9ET), (9FZ), 9HI, 9HM, (9HT), (9IY), 9JQ, (9KA), (9KO), 9LR, (9LU), (9MC), (9PI), (9PS), (9RW), 9TL, 9TV, 9UW, (9WI), (9WL), (9WU), (9XJ), (9XM), (9YA), (9YI), (9YO), (9ZH), (9ZJ), (9ZM), 9ZN, (9ZY), 9AAW, (9AEG), 9ABU, 9ABV, 9ABZ, 9AFW, 9AFX, 9AIF, 9AIG, 9AJN, 9AKC, 9ALO, (9AMA), 9AMB, (9AMD), 9AMK, 9AMV, 9ANO, 9AOU, 9AQE, 9ARZ, 9ATU, 9AWU, 9AWZ, 9AYU, 9AYV, 9AYW, 9AXU, 9DAB, (9DAY), 9DEH, (9DFL), (9DOC), (9DUG), 9DUL, 9DQQ, 9DSO, 9DZJ, (9YAE), (9YAC), (9YAK), 9XAE, 9ZAC, (9ZAF), 9ZMC.

5HK, Oklahoma City, Okla.

Spark: 5BM, (5DH), (5EK), (5EU), (5FV), (5FO), (5HA), (5HZ), 5IR, (5IB), (5IF), (5IS), (5SR), 5LO, (5LB), 5NH, (5PU), (5GQ), 5QY, 5QN, 5RM, (5TA), (5XB), (5XT), (5XU), (5XJ), 5XA, 5XL, 5YK, (5YN), (5ZA), 5ZC, (5ZL), 5ZO, 5ZR, (5ZS), 5ZT, (5ZU), (5ZX), (5ZAB), (5ZAD), 5ZAK, (6WV), 6ZZ, 7XD, 8EA, 8YN, (9CP), 9EE, (9EL), (9ET), (9FZ), (9HT), (9HI), (9HM), 9IV, 9JQ, (9KA), (9KO), (9LQ), 9LF, (9MC), (9NQ), 9NR, (9OR), 9OX, 9PH, (9PS), (9RY), (9TL), (9TV), 9UK, (9UU), (9WI), 9WT, (9WS), 9VV, 9XM, (9YA), 9YK, (9YM), 9YT, (9YO), (9YAE), 9YAL, (9YAK), (9ZB), 9ZC, (9ZH), 9ZJ, 9ZN, (9ZAG), (9ABV), 9ACN, 9AEX, (9ABG), (9AEY), 9AFO, (9AFX), (9AFF), (9AFW), (9AHZ), 9AIF, 9AJA, (9AJN), (9AKO), 9ALO, (9AMA), 9AMK, (9ANO), (9AOV), (9AOU), 9AQE, 9AQA, (9ARG), 9ARK, (9ARI), (9ASJ), (9AOU), 9AUW, 9AUN, 9AVN, 9AWX, 9AWZ, 9AXU, (9AYW), 9DEH, 9DFL, 9DMJ, (9DQQ), (9DSO), (9DUG), (9DVA).

5ME, Dallas, Texas

Spark: 5AL, 5AO, 5BM, 5EH, 5EK, 5ER, 5FI, 5FO, 5FY, 5HK, 5IC, 5IE, 5IK, 5IR, 5JD, 5JL, 5JR, 5KI, 5LG, 5LX, 5MP, 5MK, 5MX, 5NF, 5NK, 5NS, 5OK, 5OL, 5QA, 5QI, 5QY, 5RA, 5RM, 5SM, 5TG, 5TP, 5XA, 5XB, 5XL, 5XJ, 5XL, 5XU, 5YL, 5ZA, 5ZL, 5ZO, 5ZU, 5ZV, 5ZX, 5ZZ, 5ZAB, 5ZAG, 5ZAN, 5ZAM, 5ZAR, 5ZAY, 5ZAC, 8FT, 8ACF, 8ARD, 8ET, 8FZ, 8HM, 8HT, 9IO, 9KA, 9LF, 9MC, 9ME, 9NQ, 9NR, 9OR, 9PS, 9TL, 9TN, 9UT, 9VL, 9WN, 9WU, 9ZB, 9ZJ, 9ZM, 9ZN, 9YA, 9ACL, 9AEG, 9AEY, 9AFX, 9AHZ, 9ALU,

9AMA, 9AMS, 9AOU, 9AQE, 9AQM, 9ASN, 9AOU, 9AYW, 9AWX, 9BDS, 9DEH, 9DFL, 9DPH, 9DQQ, 9DSO, 9DUG, 9DZJ, 9YAE, 9YAK, 9ZAB, 9ZAC. C.W.: 2FD, 2FP, 4BY, 4DH, 5DA, 5LA, 5ZA, 8DE, 8DR, 9GK, 8II, 8IQ, 9JL, 8KM, 8LY, 8OI, 8TN, 8UJ, 8VJ, 8VY, 8AQF, 8BFX, 8BOX, 9AA, 9AB, 9EK, 9MR, 9RJ, 9RQ, 9RT, 9RV, 9VE, 9AAS, 9AJA, 9AKD, 9AMB, 9ANE, 9AQR, 9ARK, 9XI, 9XAC, 9ZB, 9ZY.

5NH, Rockdale, Texas.

1AE, 5AL, 5EK, (5FA), (5FO), 5HK, 5HZ, (5IQ), 5JR, (5KP), (5LM), 5LX, 5MR, (5MX), 5NK, (5PP), (5PR), (5QA), 5QI, (5QY), (5SA), (5XB), 5XI, 5XJ, (5XU), 5YL, 5YK, 5ZA, (5ZF), 5ZJ, 5ZO, 5ZS, 5ZT, (5ZU), (5ZX), 5ZAB, (5ZAF), (5ZAG), 5ZAK, 5ZAM, 5ZAR, 5ZAY, 9AC, 9AP, 9FZ, 9MC, 9RY, 9WS, 9ABG, 9AEY, 9YAE, 9ZAC.

5ZAB, Houma, La.

2AFP, 2DK, 2FP, 2ZL, 3OU, 4AS, 4BK, (4BQ), 4BY, 4RZ, (4DH), 4FD, 4FF, 4GN, 4GL, 4IE, (5AF), 5AO, 5EK, 5ER, 5FV, (5FO), (5FV), 5HK, (5HR), 5JD, 5JL, 5KP, (5LA), (5LO), 5ND, 5NK, 6SM, 6TG, (5XB), 5XI, 5XJ, 5XU, 5YL, 5YK, 5YL, (5ZA), 5ZC, 5ZE, 5XJ, (5ZL), 5ZO, (5ZS), 5ZT, (5ZU), (5ZW), 5ZX, 5ZAF, (5ZAG), 5ZAI, 5ZAM, 5ZAN, 6WV, 6ZZ, 7ZO, 8DE, 8DR, 9JQ, 8AYN, 8KM, 8VY, 8XI, 8KK, 8YN, 8ZA, 8ZD, 8ZL, 8ZR, 8ZY, 9AAN, 9AAW, 9ABY, 9ADY, 9ABG, 9AEG, 9AMA, 9AMK, 9ANF, 9AON, 9AOU, 9ARG, 9ASN, 9AOU, 9AXU, 9DUG, 9DYA, 9EL, 9FZ, 9HR, 9HS, 9HM, 9IY, 9LQ, 9MC, 9NQ, (9OX), 9PS, 9TV, 9UU, 9WI, (9WT), 9XM, 9YA, 9YB, 9YL, 9YM, 9YAK, (9ZAC), (9ZB), 9ZJ, 9ZN, 9ZY.

5AA (ex-5ZP), New Orleans.

2EL, 2BZ, 3MO, 4AN, 4AT, 4BQ, 4BY, 4CP, 4DH, 4FD, 4FF, 4GL, 4GN, 5BK, 5ER, 5FA, 5FO, 5FV, 5HK, 5HZ, 5IC, 5ID, 5IR, 5JD, 5JL, 5KP, 5LX, 5MT, 5NK, 5NS, 5RM, 5RZ, 5UJ, 5XA, 5XB, 5XJ, 5XK, 5XU, 5YB, 5YL, 5YN, 5ZA, 5ZC, 5ZL, 5ZM, 5ZO, 5ZR, 5ZS, 5ZT, 5ZU, 5ZW, 5ZX, 5ZAB, 5ZAF, 5ZAG, 5AM, 5ZAN, 5BO, 5DE, 5ER, 5EZ, 5FI, 5IQ, 5JM, 5KQ, 5OI, 5SP, 5TN, 5UR, 5VT, 5XK, 5ZN, 5ZL, 5ZY, 8ACF, 8ACL, 8AFB, 8AFD, 8ZG, 8AFS, 8AKS, 8ARD, 8AUF, 8BPL, 8BRL, 9DW, 9EL, 9FS, 9FU, 9FZ, 9GX, 9HD, 9HL, 9HM, 9HR, 9HS, 9IY, 9JQ, 9KO, 9MC, 9MN, 9NH, 9NQ, 9NR, 9OR, 9PS, 9TV, 9UU, 9VY, 9WI, 9WT, 9XI, 9XJ, 9YA, 9YB, 9YM, 9YT, 9YAE, 9YAK, 9ZB, 9ZJ, 9ZAC, 9AAY, 9AEG, 9AEY, 9AFX, 9ATO, 9AIR, 9AJH, 9AMA, 9AMT, 9AMV, 9ANO, 9API, 9AQA, 9AQM, 9ATI, 9ATN, 9AVN, 9AXU, 9AYW, 9BDS, 9DQG, 9DYU, 9DZJ.

5ZL, Little Rock, Ark.

2FP spk. C.W. 1G.W., 2ZL 1G.W. 3BP Canadian. 3HC C.W. 3XM, 4AS, 4BT, 4DH, 4EB C.W., 4FD, 4FF C.W., 4FI, 4GL C.W., 4GN, 4ZF, 5AA, 5AF, 5AL, 5AO, 5DA C.W. spk., 5EH, 5EK, 5FR, 5EW, 5FA, 5FO, 5FV, 5HJ, 5EK, 5HZ, 5IC, 5IE, 5IF, 5IR, 5IX, 5JL, 5JL, 5KP, 5LA C.W. spk., 5LB, 5LC, 5LO, 5LX, 5NK, 5NS, 5PE, 5PX, 5QA, 5QH, 5QI, 5QJ, 5QS, 5RA, 5RE, 5RZ, 5SL, 5TG, 5XA, 5XB, 5XL, 5XJ, 5XU, 5YL, 5ZA, 5ZAB, 5ZAF, 5ZAG, 5ZAM, 5ZC, 5ZO, 5ZS, 5ZT, 5ZU, 5ZV, 5ZW, 5ZX, 6WV, 8ABO, 8ACF, 8ACY, 8AEL, 8AEZ, 8AFD, 8AFS, 8AGK, 8AJV, 8AKE, 8AKS, 8AMK, 8AND, 8ANO, 8ANY, 8AQA, 8AQQ, 8ASD, 8AWX, 8AXC, 8AYN, 8AZF, 8BP, 8BBU, 8BDY, 8BGF, 8BOK, 8CI, 8DE, 8DR, 8EA, 8EZ, 8FA, 8FI, 8FT, 8GW, 8HA, 8IBO, 8IC, 8II, 8IN, 8JJ, 8MR, 8OI, 8RQ, 8RU, 8SP, 8TK, 8TN, 8TT, 8UC, 8UJ C.W., 8VJ, 8VY, 8XM, 8YN, 8ZA, 8ZD, 8ZN, 8ZR, 8ZZ, 9AR, 9AV, 9AAP, 9AAS C.W., 9AAW, 9ABU, 9ACB, 9ACL, 9ACN, 9ACP, 9ADH, 9AEG, 9AEY, 9AFF, 9AFK, 9AFW, 9AFX, 9AGR, 9AHV, 9HZ, 9AIF, 9AIR, 9AJA, 9AJN, 9AKC, 9AMA, 9AMD, 9AUI, 9MK, 9MV, 9ANF, 9ANV, 9AOF, 9AOU, 9AOW, 9APW, 9AQE, 9AQM, 9ARG, 9ARI, 9ASJ, 9ARZ, 9ASN, 9AUL, 9AVR, 9AWZ, 9AXU, 9AZA, 9BE, 9BDS, 9CP, 9DBU, 9DCX, 9DEH, 9DFL, 9DGH, 9DI, 9DQG, 9DUG, 9DYE, 9DYU, 9DWM, 9EE, 9ED, 9EL, 9ET, 9FS, 9FZ, 9GC, 9GN, 9GX, 9HO, 9HI, 9HM, 9HR, 9HT, 9IY, 9JQ, 9KA, 9KO, 9KR, 9LE, 9LW, 9LQ C.W., 9MC, 9NR, 9OX, 9PN, 9PS, 9QM, 9RV C.W., 9RY, 9TL, 9TV, 9UU, 9VZ, 9WI, 9WT, 9WZ, 9XI C.W., 9XM,

9YA, 9YAK, 9YM, 9YO, 9ZAC, 9ZB, 9ZH, 9ZJ
spk. C.W., 9ZN, 9ZX, 9ZY.

6TV at Tucson, Ariz.

5HK, 5QQ, 5IR, 5IF, 5DF, 5ZA, 5AK, 6BW, 6DP, 6FH, 6GR, 6GF, 6GP, 6HY, 6IS, 6IV, 6KC, 6OC, 6OD, 6PJ, 6TU, 6TF, 6VX, 6SK, 6QR, 6XG, 6XAC, 6ZU, 6ZZ, 6ZB, 6AAT, 6AAH, 6AAU, 6ABP, 6AEZ, 6ACY, 6AFN, 6AHV, 6AHP, (6AJH), (6ALE), 6AMT, 6MO, 6XD, 6AOU, 6DSB.

WJK, Taft, California, Ex-6BU, opr.

5OF, 5ZU, 5ZA, 6AH, 6AN, 6AW, 6AS, 6AV, 6BW, 6CV, 6CP, 6DA, 6EX, 6FH, 6GB, 6GR, 6GT, 6IL, 6KC, 6KM, 6LU, 6MH, 6MK, 6JE, 6RW, 6SK, 6TU, 6TV, 6UX, 6VK, 6VM, 6WV (voice), 6ZA, 6ZB, 6ZU, 6AAT, 6AAW, 6ABW, 6AEL, 6AEZ, 6AFN, 6AFY, 6AIV, 6AJT, 6AJE (voice & C.W.), 6APL, 6ARO, 6ARW, 6ATQ, 6ATV, 6XAC (voice & C.W.), 6XAD (C.W.), 6ZAD, 6ATQ, 6LY, 6MF, 6MP, 6WH, 6XD, 6XF, 6YA, 6YV, 6YS, 6ZU, 6ZT, 6AJA, 6AMB, 6PS, 6ZN, 6ZAF, 6BD.

6OL, Glendale, Calif.

(6ZA), (6AK), (6AS), 6EP, 6FH, 6FN, 6GF, 6GR, 6GX, 6HC, (6IC), 6IM, 6JH, 6KC, 6KM, 6LU, (6OC), 6OH, (6PJ), (6QR), (6QT), (6SK), 6HO, (6VX), (6XH), (6ZB), (6ZU), (6ZX), (6ZZ), 6AAH, 6AAU, 6ABX, (6AED), 6AFN, 6AGF, (6AHP), 6AHV, 6AID, (6AJH), 6AIV, 6ANG, 6APE, 6ATQ, 6ATV, 6AVB, 6AVV, 6AWP, 6BP, 6ED, 6IN, (6MF).

6JD, Los Angeles, Cal.

2FP C.W., 5IF, 5ZA, 6ZZ, 7YJ, 7ZT, 7XD, 9BD.

6BF, Santa Paula, Cal.

Spark: 5IF, 5ZA, 6AG, 6AK, 6AS, 6RR, 6CZ, 6DA, 6FH, 6FN, 6GF, 6GR, 6HC, 6KC, 6KM, 6LU, 6OC, 6PJ, 6PO, 6PR, 6QR, 6QY, 6TF, 6UO, 6VX, 6VZ, 6WZ, 6ZU, 6ZX, 6AAH, 6AAU, 6ABX, 6ACX, 6ADL, 6AEH, 6AEV, 6AEW, 6AFN, 6AGF, 6AHP, 6AID, 6AKL, 6AME, 6APH, 6AOZ, 6ASK, 6ASZ, 6ATQ, 6ATV, 6ATY, 6AVV, 6AWP, 6AXP, 6GJ, 6HN, 6IN, 6IV, 6MF, 6ZO.

C.W.: 6EN, 6FZ, 6XG, 6XH, 6XAC, 6XAK, 6ZB, 6ZN, 6AAT, 6ALE, 6ARK, 6BOX, 6AMB, 6ZAP.

6AWP, (Ex-8GX) Santa Ana, Calif.

Spark: 5HK, 5IF, 5ZA, 6AE, 6AK, 6AR, 6AS, 6CH, (6DA), 6EA, 6EB, (6EC), (6EN), 6ER, 6EV, 6EY, 6FH, 6FK, (6FT), 6GE, 6GF, 6GI, 6GN, 6GP, 6GT, 6GX, 6HM, (6HY), 6IC, (6IF), 6IK, 6IM, 6IV, 6JE, 6JV, (6KA), 6KC, 6KP, 6KS, 6KV, 6KY, 6LC, 6LU, 6MD, 6MH, 6MM, 6OC, 6OD, 6OH, 6OL, 6OM, 6PJ, (6PQ), 6QR, (6SK), 6TF, 6UH, 6UL, 6UO, 6VH, 6VV, 6VX, 6WI, 6WZ, 6ZB, 6ZE, 6ZM, 6ZN, 6ZU, 6ZR, 6ZX, 6ZZ, 6AAH, 6AAU, 6AAW, 6ABM, (6ABP), 6ABX, 6ABZ, 6ACR, 6ACY, 6ADP, 6ADL, 6ADP, 6AEH, 6AEZ, 6AFN, 6AFO, 6AGF, (6AGL), 6AGP, 6AHK, 6AHO, 6AHP, 6ARQ, (6AHU), (6AHV), (6AIB), 6AID, 6AIO, (6AIV), (6AJH), 6AKL, 6ARR, (6ALK), 6ALL, (6ALP), (6ALU), 6AMN, 6AMQ, 6AMW, 6APE, 6APH, 6ARK, 6ARW, 6ASQ, 6ATQ, 6ATV, 6AUS, 6AVD, (6AVR), 6AVT, 6AWF, 6AWH, 6AZU, (6BAC), 6BAF, 6BAU, 6BP, 6CB, 6CW, 6ED, 6FI, 6IN, 6KB, 6LY, 6MF, 6MO, 6MP, 6TJ, 6XD, 6ZA, 6ZL, 6ZP, 6ZS, 6ZM, 6ZU, 6ZY, 9BD, 9OP, 9AEG, 9AEY, 9AYU.

C.W.: (6EN), 6JE, (6KA), 6KH, 6MK, 6RR, 6XD, 6XG, 6ZN, (6AAG), 6ABG, 6ALE, 6ALJ, (6AQT), 6AVY, 6AWT, (6XAD), 6XAK, 6ZAD, 9AMB, 9ZAF.

6AS, San Francisco, Cal.

(6AK), 6ARX, 6ACY, 6ADL, (6AEW), 6AEZ, (6AGF), 6AHP, (6AID), 6AIB, 6AIO, 6AJH, 6ALU, (6ALE), 6AMN, (6AVB), 6AVD, 6AVV, 6AWH, 6AWV, (6EA), (6EB), 6EN, 6ER, 6FK, 6FS, (6GF), 6GI, 6GP, (6GR), 6GX, 6HY, (6IC), (6ID), 6IS, 6IV, (6JE), (6KA), 6KC, 6KE, 6KS, (6KY), (6MH), 6MK, 6MN, 6NK, 6OH, (6OL), (6QR), 6SA, 6SK, (6TU), 6UO, (6VX), 6ZA, 6ZB, 6ZU, (6ZX), (6YP), 6ED, 6GJ, (6HF), 6IN, 6IV, 6JW, 6KJ, 6LU, (6MF), 6MW, 6MP, 6NL, 6TJ, 6YA, 6LJ, (6ZJ), 6ZM, 6ZT, (6ZU), 9BD Canadian.

6ALE, Reedley, Calif.

Worked: 6AS, 6BM, 6EA, 6EB, 6ER, 6EX, 6FK, 6FT, 6GF, 6GR, 6IC, 6JD, 6KA, 6KP, 6KY, 6KX, 6LC, 6MH, 6OC, 6SK, 6TV, 6VX, 6ABM, 6ACY, 6AEZ, 6AGF, 6AHU, 6ALV, 6ANP, 6ASK, 6ATV, 6AVB, 6AVV, 6AVY, 6AWH, 6ZB, 6ZX, 6YP, 6ED, 6GA, 6IU, 6KB, 6KG, 6KM, 6LU, 6LY, 6MF, 6MP, 6MY, 6OZ, 6XD, 6ZJ, 6ZM, 6ZT, 6ZU.

Heard: 2FB I.C.W., 5BR, 5ZA, (6GR C.W.), 6JE, (6IF C.W.), (6ZN), 6AAT C.W., (6ABY C.W.), (6ABX C.W.), (6ALA C.W.), (6ASJ C.W.), (6AWT C.W.), (6AVV C.W.), (6XF C.W.), 9AQ, 9BD Canadian, 9CP, 9KY, 9AMB C.W., 9ZAC, 9ZAF C.W.

7KP, Seattle, Washington.

4CB, 5ZA, 6AE, 6AK, 6CO, 6CP, 6EA, 6FH, 6GF, 6GT, 6GX, 6IC, 6IM, 6KA, 6KM, 6LU, 6OC, 6OH, 6OW, 6PJ, 6QR, 6QT, 6TC, 6VX, 6WL, 6ZU, 6ZX, 6AAT, 6AAU, 6ABX, 6AEZ, 6AFN, 6AGF, 6AIV, 6AID, 6ALE, 6ATQ, 6AUL, 6AWH, 6AWT, 6AWV, 6AW, 6BA, 6BC, 6BG, 6BH, 6BP, 6BR, 6CC, 6CE, 6ED, 6FI, 6GA, 6GS, 6HI, 6IN, 6JF, 6JU, 6KA, 6KB, 6KG, 6LU, 6LV, 6MF, 6MO, 6MU, 6MW, 6NJ, 6NL, 6NC, 6TM, 6TO, 6XF, 6XD, 6ZS, 6ZU, Canadian XEQ, XEV, 5BR, 9BD.

7PO, Seattle, Wash.

6AAN, 6AAV, 6ABX, 6AEZ, 6ALD, 6AIR, 6AKT, 6APH, 6ARK, 6ATV, 6CH, 6CJ, 6EB, 6FH, 6FN, 6GF, 6GR, 6HC, 6IC, 6ICM, 6IM, 6ITJ, 6KA, 6KC, 6MF, 6MP, 6OC, 6PO, 6QR, 6QT, 6SK, 6UO, 6VK, 6VX, 6WZ, 6XH, 6ZS, 6ZU, 6ZX, 6TB, (6BG), 6BP, 6ED, 6FN, 6GA, 6HF, 6IC, (6IN), 6KJ, 6MF, 6MJ, 6MP, 6YS, 6ZJ, 6ZS, 6ZT, 6ZU, Canadian 9AX and 9BD.

7ED, Portland, Ore.

4CB Canadian-C.W., 5XU, (6AK), (6BB), (6CH), (6CP), 6CV, (6EA), (6EB), 6EN C.W., (6FH), 6FN, 6GL, 6GP, (6GR), (6GX), 6HC, 6HY, (6IC), 6IM, (6IS), 6JE C.W., 6KA, 6KC, 6KM, 6LU, (6OC), 6PJ, 6PR, (6QR), 6QT, 6SK, 6TU, 6VM, (6VX), (6WZ Spk. & C.W.), 6XH C.W., 6ZE, 6ZN C.W., (6ZU), 6ZX, 6AAT C.W., (6ABX), 6ACY, 6AEL, 6AFN, (6AFO), (6AGF), (6AID), 6AJH, (6ALE C.W.), 6ALU, 6AMX C.W., 6ANG, 6APE, 6ATV, 6AVV, 6AWH, 6AWT, 6XAF C.W., 6AY, (6BA), 6BH, (6BK), 6EX C.W., (6IN), (6IW), (6IY), 6JF, 6KG, (6KJ), (6LU), (6MF), (6MO), 6MP, 6NJ, (6NL), 6NN, 6NW, 6OZ, 6PO, (6TJ), (6YA), (6YL), 6ZP, (6ZU), 9AX Canadian, (9BD Canadian), 9AMB C.W., 9ZAC.

7LO, Boise, Idaho

5ZA, 6AAN, 6AAW, 6ABW, 6ABX, 6AEL, 6AEZ, 6AFN, 6AGC, 6AGF, 6AGV, 6AID, 6AIV, 6AK, 6ALE, 6ALW, 6APH, 6ARK, 6ASA, 6ATQ, 6AUL C.W., 6AVB, 6AWH, 6CV, 6EN, 6FN, 6FK, 6GX, 6HC, 6IC, 6IM, 6IW, 6JR, 6KA, 6LU, 6MO, 6NK, 6OC, 6QR, 6ATV, 6UO, 6VY, 6WZ, 6XH, 6ZU, 6ZX, 6BA, 6BH, 6CP, 6DI, 6ED, 6FG, 6FI, 6FY, 6HW C.W., 6IN, 6KB, 6KG, 6LK, 6LN, 6LU, 6LV, 6LY, 6MF, 6MP, 6NW, (6OK), (6OT), 6XD, 6XF C.W., (6YA), 6YS, 6ZU.

7LU Greysbull, Wyoming.

Spark: 5DM, 5FO, 5HK, 5IF, 5JR, 5LB, 5OF, 5QL, 5ZA, 5ZAM, 6AT, 6CV, 6GR, 6IC, 6IF, 6KA, 6KC, 6KM, 6LU, 6OC, (6QR), 6SJ, 6UO, 6VM, 6VX, 6WZ, 6ZU, 6ZX, 6ZZ, 6AAU, 6ABX, (6AEZ), 6AFN, 6AKL, 6ATH, 6ATQ, 6AWS, (6BH), (6DH), (6ED), 6EX, 6GA, (6IN), (6JF), (6JQ), (6KB), (6LY), 6MF, (6MO), (6MP), (6NL), (6NW), 6XD, 6YJ, 6ZE, 6ZJ, (6ZM), (6ZO), 6ZU, 9EF, 9EL, 9ET, 9FX, 9FZ, 9HM, 9HT, 9IF, 9IY, 9MF, 9NR, 9PN, 9PS, (9TI), 9TL, 9UU, 9WI, 9XI, 9YA, 9YM, 9ZC, 9ZN, 9AV, 9AG, (9AEY), 9AF, (9AIF), (9ALU), 9AMV, (9ANF), (9AOU), 9AQE, 9AQM, 9ARZ, (9ASV), 9ATN, 9ATU, 9AUO, 9AVK, 9AXU, 9AYU, (9AYV), 9BDS, 9DJ, 9DOC, (9DSD), 9DUG, 9DUU, 9DYH, 9DZR, (9ZAC), 9YAC, (9YAK), Canadian (9BD).
C.W.: (6WV), 6XS, 6AAT, (6ALE), 6XAC, 6XAD, 6HW, 6XF, 9VE, 9ZY, 9AJA, 9AMB, Canadian 4CB.

8BBU, Columbus, Ohio.

Spark: (1AW), 1DJ, (1SN), 1TS, 1AKG, 1AWZ, (Continued on page 66)

Radio Communications by the Amateurs

The Publishers of QST assume no responsibility for statements made herein by correspondents.



Honeycombs on 200 Meters

93 California St.,
Ridgewood, N. J.

Editor, QST:

I have read with great interest the various articles on honeycomb coils. However, very little has been said about *two hundred* meter reception. The average relay operator cares more about 200 meter work than all the rest of the waves put together. Mr. Kinyon in the July QST classes "short waves" as 200 to 1000 meters. According to that, 150 meters must be microscopic. What applies to a 1000 meter station certainly does not apply to 200 meters. He also states that a Paragon-type receiver has a quicker arrangement and a greater range than honeycombs.

The reverse is true at this station. The position of the three coils remains fixed. The primary condenser stays at one spot and all the tuning is done on the secondary condenser. Hence the secondary condenser is the only adjustment. The primary and tickler may be set in such a position that the oscillating point is at 203 meters, for example. Tuning the secondary condenser from 190 to 203 not only tunes in the required station but brings the tube up close to the oscillating point where it is most sensitive. It is then super-sensitive from 200 to 203 meters, very sensitive from 190 to 200 meters, and moderately so on lower waves. This adjustment permits sharp tuning and maximum regeneration. If you use a 2-plate vernier condenser across the secondary condenser, you can set the secondary condenser at 200 meters and have extremely sharp tuning from 200 to 203 m. with the bulb just on the oscillating point. This adjustment can be made to tune from 260 to about 273 m. or from 230 to 243 m. or anywhere you please on amateur waves. You have very sharp tuning and maximum regeneration over 3 m., sharp tuning and sensitiveness over the next 10 m., and fairly broad tuning on lower waves.

To get these adjustments I use L-25 primary, L-50 secondary, and L-35 tickler. If you have a good tube you can use a small tickler; if not you will have to use L-75 or 100. The oscillating point can be set at any wave between 150 and 300 m. by adjustment of the primary and tickler.

If the primary is pulled away from the secondary and the tickler shoved in, louder signals result, as there seems to be more regeneration and sharper tuning is had. Doing this will cut out nearby stations to some extent and bring long distance ones roaring in. Many times last winter I cut out a lot of QRM from 2d district stations and was able to copy 9's all night by doing that.

Some folks have advised junking the amateur size honeycombs. What ignorance! From November, 1920, to June, 1921, I logged over 800 amateurs, including 230 eights, 110 nines, and 10 fives. Those include 5ZA, two in Texas, two in N. D., one in S. D., three in Nebraska, and five in Kansas, all of whom are considerably removed from Ridgewood, N. J. That reception was done on honeycomb coils, two-steps, and an indoor aerial. How come they are no good? It only takes a little skill to use them.

They are especially good for tuning amateur C.W. stations. Using the same coils mentioned above the bulb will oscillate on all amateur waves if all three coils are kept close together. Here again all the tuning is done on the secondary or vernier condenser. Honeycombs may not get quite as loud sigs as other sets but the sharp tuning gets greater distance. So far I have got better distance than any of the variometer sets in town and have often heard locals spend time, energy and watts trying to get a QSL which I could copy easily with sharp tuning. When a tuned-plate set has to ask for QTA time after time because of QRM and a honeycomb set can copy thru the QRM, why "use the honeycombs as a ground"?

The leads in such a set should be as short as possible, especially the one from secondary to condenser to the grid.

NM, 73 and CUL.

Paschall Jessup, 2AUG.

9TI Reassigned

Office of Radio Inspector,
Chicago, Ill.,
October 21, 1921.

Editor, QST:

Will you kindly inform your subscribers that call letters 9TI are now held by Irving Patridge, Milbank, South Dakota. This call was formerly held by Kenneth Rein-

king, of Minneapolis, Minnesota, who died July 7th. Cards addressed to Mr. Reinking have added fresh grief to the stricken family and I have taken this means to alleviate this, as much as possible.

Respectfully,

L. R. Schmitt.

Amateur Radio in Finland

Abo, 46 it. Rantakatu,
Finland (Europe),
26/9/21.

Editor, QST:

I have the pleasure to inform you that our radio enthusiasts here in Finland have recently got a permit for amateur radio communication, wave length maximum 300 meters, high frequency energy from 50 to 100 watts for spark transmission and from 5 to 20 watts for C.W. and telephony.

We have at this time existing only four radio clubs, but we hope that after a short time the number of clubs will be increased. I wish therefore that you would kindly send to me specimen copies of your magazine if it is possible.

Awaiting the favour of your answer, I am, sir,

Yours truly,

Leo Lindell, N.V.L.T.T.,

President of Finnish Amateur Radio Assn.

Home-Made Dials

2102 San Jacinto St.,
Houston, Tex.

Editor, QST:

While constructing a duplicate radio-telephone set I found I needed a dial. Trying to purchase same I found there were none on the market suited to the purpose for which I wished to use it, and I then hit upon the following scheme:

Being a draftsman I had ink, tracing cloth, instruments and other material handy, so I proceeded to draw a dial of the proper size and calibration on tracing cloth. I then made a print of it on photographic paper and the result was a good looking black dial with the letters and calibration in white.

If a white dial is desired the tracing should be printed as before except that the ink side of the tracing cloth is placed against the sensitive side of the photographic paper, producing a "negative"; i.e., a print with the figures reversed but with the dial still black and figures white. It is then necessary to make a print from the negative, which is done by placing a piece of photographic paper with its sensitive side to the sensitive side of the negative, exposing and developing as before.

These prints can be backed with cardboard, metal or celluloid, or pasted to a panel, and used to good advantage. Dials

can be made for all uses by this method at a cost of only a few cents apiece.

Yours truly,

Elmer F. Hard, 5PO.

Fluctuating Antenna Fundamentals

544 Jefferson St.,
Corvallis, Oregon.

Editor, QST:

I thought it might be of interest to you to know of the results of measurements of fundamental wave length of our antenna at various hours of the day for four days.

The reason for making the test was that students were getting different fundamental wave lengths on different days. Their results varied from 240 to 290 meters. As they were using three different ways of obtaining the wave length and as all three ways gave practically the same results I concluded the difference was not entirely due to experimental error, especially since different sections the same day would get the same results. It was suggested that relative humidity might be a factor, so the following table was obtained by use of a vacuum tube generator to find the fundamental wave length. As this method is exceedingly accurate there must be a change in the fundamental, but so far as this experiment goes the cause is not apparent.

Date	Hour	Atmosphere	Rel. Humidity	Wave Length
May 18	2:00 p.m.	Cloudy	65%	262 m.
	5:25 p.m.	"	80%	250 m.
	11:24 p.m.	"	82%	250 m.
May 19	8:00 a.m.	"	70%	258 m.
	9:05 a.m.	"	64%	262 m.
	10:25 a.m.	"	60%	258 m.
	1:15 p.m.	"	55%	258 m.
	1:45 p.m.	"	50%	257 m.
May 20	6:15 p.m.	"	70%	262 m.
	8:00 a.m.	Rain	60%	262 m.
	11:30 a.m.	Cloudy	50%	262 m.
	2:45 p.m.	Pt. Cloudy	38%	258 m.
May 21	8:00 p.m.	Clear	74%	258 m.
	9:15 a.m.	"	50%	260 m.
	4:15 p.m.	"	39%	262 m.
	2:30 p.m.	"	52%	270 m.

I realize that a great deal more data would be required to be of any value in indicating the cause. If this is of any interest to you, you may use it as you see fit.

Very truly yours,

Jacob Jordan,

Physics & Radio Instructor.

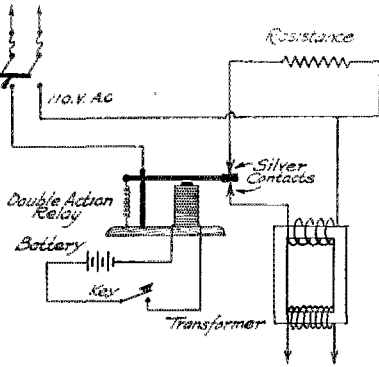
Flickering Lights

Francesville, Ind.

Dear Eddie:

I am enclosing a circuit which I have found very successful in preventing flickering of the lights when transmitting. I realize that many amateurs are confronted with this problem and therefore offer this suggestion if it will help any.

The double action relay is easily constructed by any wide-awake amateur from an old telegraph sounder. The silver contacts should be sufficiently large to carry the current. I believe the circuit is self-explanatory in the drawing.



The resistance noted at "R" should be so constructed that it can be varied to correspond with any variation in power to the transformer, such as half-power step, etc. It may be in the form of a wire rheostat or it may be any water resistance jar that may be at hand. Above all it must draw the same load as the primary of the transformer. This system will be more appreciated by those who use remote control for they need only add another set of contacts to the relay that they already use.

I hope that this little suggestion may be of help to some brother ham who has the light flickering problem to contend with. I tested this circuit here at my station, and it worked fine. One might be led to think that the lights would still "duck" between breaks in the relay, but this did not prove to be so in the test gave it. The mechanical action of the relay is so quick that the brightness of the lights is not affected. I will be glad to hear from anyone who uses this circuit and gets good results.

Herbert Ames, 9DTJ.

Milk By Radio

Bloomington, Ill.

Editor, QST:

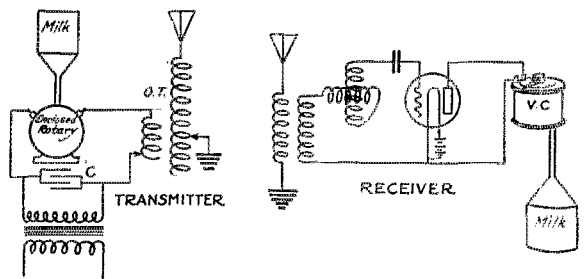
Enclosed is a rude drawing to illustrate an idea which I have originated after much study and research. I trust you will see the practicability of this device. I shall endeavor to give you a brief description.

It is a well known fact that farmers experience difficulty in bringing their milk to the creameries, both because of the time

wasted in transporting, and the difficulty of obtaining satisfactory transportation facilities. Now this invention is designed to totally eliminate both troubles.

As is to be seen by the diagram a regular spark transmitter is used for transmitting the milk. The type and make of apparatus is optional with the exception of the spark gap. This must be of the enclosed rotary type. A small hole is drilled in the top of the case, and this is threaded. A pipe line is fitted into this, and connected to a tank which contains the fresh milk. No control valve need be put in this line as the milk will feed down automatically as it is sent out. Now the action as nearly as I can figure it out is as follows: The milk is evaporated in the gap and then transmitted out on the emitted waves. To comply with the pure food laws the coupling must be very loose, so that the emitted wave is pure.

Now the receiving set is the biggest mystery to me. If any of you have any theory as to its operation I wish you would let me know it. A simple regenerative circuit is used with the exception that in the plate circuit the variometer and "B" batt. are omitted. Instead a variable condenser is put in the circuit. This condenser is of the 43 plate variety with a tight case. This case has a small hole drilled in the bottom of it into which is fitted a small pipe. This pipe should have a tank or some other kind of container under it to catch the milk which will flow from it. To tune this set it is only necessary to tune with the grid variometer until the milk wave



is found. This can be found by watching the vacuum tube. When it becomes slightly milky you will know that your grid variometer is set right. *Do not touch this adjustment again.* Now to get the plate circuit in resonance with the grid circuit it is only necessary to vary the variable condenser. Watch the outlet of the pipe line connected to the variable condenser, and when the milk begins to trickle from the pipe you will know that the tube is oscillating. Adjust the variable condenser until a maximum flow of milk comes from the pipe.

Obviously the milk received will be condensed, as it must pass thru the condenser.

Very truly yours,
9SA.

Simplified vs. Three Circuit Regenerative Receivers

East Pittsburgh, Pa.

Editor, QST:

In the September issue of QST there was an article by Mr. Paul F. Godley under the heading "Simplified vs. Three Circuit Regenerative Receivers". In that article Mr. Godley shows considerable animosity towards the "simplified" receivers and in his arguments, in support of his contention, he has made some statements that are misleading, if not actually incorrect.

For the purpose of allowing the reader, not familiar with the underlying principles of receiver operation, to judge of the merit of Mr. Godley's criticism, the following preliminary statements are made.

Any radio receiving circuit increases in its selectivity as its decrement is reduced. In other words, its selectivity increases as the resistance to an oscillating current in it is reduced. As this resistance is reduced, the greater becomes the effect of the inductance and capacity in determining the current that will result from a certain impressed voltage. It is thus apparent that, if the resistance could be made zero, the resulting current, at that particular frequency at which the inductive reactance neutralizes the capacitive reactance, would become infinitely large, while at all other frequencies the inductive, or capacitive reactance would limit the current as the frequency was above or below the resonant value.

The effective resistance that determines the decrement of a circuit, is made up not only of the ohmic resistance of the conductors of that circuit, but includes, in addition, all circuits, devices and everything that withdraws energy from that circuit. Thus the detector associated with an oscillation circuit withdraws energy from it and produces an effect on it the same as would be produced by adding resistance in the circuit. As the draft of energy increases, the effect of an apparent increase of resistance, and hence decrement, is manifested by a falling off in selectivity.

Another important factor that influences the selectivity of a circuit is the ratio that the inductance bears to the capacitance when it is adjusted for resonance. In general, the larger the inductance the more selective the circuit. Such a circuit is commonly spoken of as a "stiff" circuit, owing to its tendency to resist excitation from other frequencies than the one to which it is resonant.

Failure to appreciate the importance of this principle in the design of the antenna, or primary, circuit of many receivers,

causes them to be much less selective than they would be if provision had been made to secure a proper compliance with it.

For instance, receivers which are not provided with condensers in their primary circuit are subject to this criticism as they may be used with antennas of considerable capacitance and hence, when no series condenser is used to reduce the effective capacitance of the circuit, the inductance required, for resonance, is small. This results in a low ratio of inductance to capacitance and a circuit readily influenced by frequencies somewhat different from the one to which it is resonant.

All of the above refers to a single circuit (and is equally true with or without the Armstrong regenerative connection.) If instead of a single circuit, two circuits are employed, inductively connected, then the following conditions exist. The first circuit, generally made up of an antenna, a tuning inductance and a tuning condenser in series, has its decrement determined by (a) its ohmic resistance, (b) its radiation resistance, and (c) its equivalent resistance, due to energy lost in actuating the detector. This same circuit must exist in both instances whether a simplified single circuit is used or a two circuit arrangement is employed in which energy is withdrawn from the first circuit to actuate the detector. The ohmic resistance of the antenna, or first circuit is the same in both instances. So is the radiation resistance the same. Such difference as exists between the single circuit and the two circuit arrangements in supplying the detector with actuating energy is in favor of the single circuit, as the detector requires the same amount of energy in both instances and the energy can be delivered to it more efficiently in the case of the single circuit than in the other which latter requires the establishment of a current in a second circuit and the overcoming of its resistance losses. The second circuit must of course be tuned to the same frequency as the first and then, by changing the coupling, it becomes possible to determine the rate at which energy is drawn from the first circuit. This function is one of determining the rate of energy draft on the first circuit and thus makes it possible to control, within the limits of the detector energy draft requirements, the decrement of the first circuit.

The above deals with the influences which affect the primary circuit in determining its selectivity. These same factors determine the selectivity of the secondary circuits as influenced by the oscillating currents existing in the primary.

The advent of the Armstrong regenerative circuit connections brought about a new order of things in securing selectivity, as by means of this arrangement the resistance of the circuit could be nullified

and thus the decrement made to vanish. Mr. Godley's discussion of this is misleading as one is apt to reach the conclusion from his article, that the Armstrong regenerative arrangement is not used or is available for use with the simplified, or single circuit. Such is not the case, however, as the use of the Armstrong arrangement makes the single, or simplified circuit, a thoroughly efficient and effective receiver and differentiates it from the old "single slide tuner", referred to Mr. Godley, employed in the early days of the art with inefficient detectors.

The question then that is before us for a decision is what are the relative advantages and disadvantages of a good single circuit arrangement and a good two circuit arrangement, both provided with Armstrong regeneration, or feed-back connections, in the reception of radio signals.

This question is answered best by considering what the receiver is to do in use and what are the difficulties in their use that raise these questions.

In the practical use of a receiver one has three kinds of signals with which to deal; (a) desired signals on one wave length, (b) interfering signals on a different wave length, and (c) very powerful interfering signals which shook the aerial system and set up oscillations of the same frequency as those to which it is tuned.

Should the interfering signal be on the same wave length as the desired one, the receiver cannot, of itself, offer any relief. There are other methods by means of which relief sometimes can be secured.

For conditions (a) and (c) above there is substantially no difference between the single circuit and the two circuit arrangements. For condition (b) there is possible, some difference in favor of the two circuit arrangement, when skillfully employed. Condition (b), i.e., interfering signals on a different wave length, results from signals from nearby stations which force oscillating currents, of the frequency of the transmitted, to be set up in the receiving aerial.

In a single circuit receiver these forced oscillations produce effects directly on the detector while with the two circuit receiver there is the possibility, if the operator is sufficiently skillful, of reducing the intensity of such interference.

This one possibility of securing an improved result is the only advantage the two circuit receiver has over the single circuit. In a very large majority of instances this possibility is not realized, but the set is operated in a manner which gives no improvement in results and with much more effort on the part of the user. The great advantage of the single circuit receiver is the ease with which even a novice can pick up a signal any place within its range. There is but one knob to move to cover the

entire range and the adjustment is made in the shortest possible time. To one engaged in listening to a number of stations, working without any schedule arrangement, and on different wave lengths, the importance of this feature needs no further comment.

To one listening to only one wave length and with proper skill of adjustment of the set, the two circuit receiver will give somewhat better selection.

The single circuit receiver with which the writer is most familiar was designed for the reception of radio telephony and spark or modulated C.W. telegraphy. In none of these applications is the receiver used in an oscillating state, so Mr. Godley's contention that the single circuit receiver, when operated in this manner, produces serious interference due to the radiation of its locally produced oscillations, is not pertinent to this specific single circuit receiver.

However, the writer's experience with heterodyne reception indicates that there is, in fact, little to choose between a single circuit receiver and a two circuit receiver in this respect.

On short wave operation the amount of detuning needed to get the local oscillations of the required difference in frequency is so slight that the oscillation transformer which efficiently brings the incoming signal to the secondary circuit also takes the local oscillation, of practically the same frequency so far as resonance adjustment is concerned, with equal facility and efficiency over to the antenna circuit and hence makes it nearly, if not quite, as efficient a source of radiation.

That these conditions exist in practice with two circuit receivers is manifest to anyone reading the English technical papers which of late have dwelt at length with this trouble and with remedies for overcoming it. Most of the English sets are of the two circuit type and so ample proof of their having this characteristic is supplied by these publications.

Some recent tests of good single and good two circuit receivers, made for the purpose of determining what, if any, differences existed between them in their radiating propensities, disclosed the fact that for equal strength of received signal there was no difference in their radiation effects.

It appears then that, contrary to Mr. Godley's opinion of the single circuit receiver as a producer of interference by heterodyne radiation effects, it is less apt to cause trouble of that kind than the two circuit receiver.

This is so because the user of a single circuit receiver can find the desired station more quickly and hence does not spend a lot of time "sweeping" over the bands of wave lengths hunting for some particular

station with which it is desired to establish connections.

Advances in the development of appliances in all arts are marked by a simplification of the means employed for securing the result. Radio is no exception to this rule and the single circuit receiver is but one of the evidences of such development in that art.

A proper weighing of the relative importance of the features of these two kinds of receivers has resulted in favor of the single circuit for the service in which they are being used.

Yours truly,
S. M. Kintner, *Gen. Engineer,*
Westinghouse Elec. & Mfg. Co.

Fifth District O.W.'s

Houston, Tex.

Editor, QST:

Sa, OM, whadayu mean, publishing an announcement of "a" first district O.W. The Houston Radio Club has *four* of them as members, and I can name at least *ten more* that are actually operating in the fifth district. Everything that is published is about how far ahead of the game those northern birds are. Let's see you put this in and see what they say to it.

Best 73's.

Ingham S. Roberts, 5ZT.

Pipes for Aerials

Washington Apts.,
Detroit, Mich.

Editor, QST:

The following may be helpful to those who are unable to put up a receiving aerial.

Using the gas pipes of the apartment as an aerial and the radiator for a ground connection, with my hook-up which was published on page 28 of QST for December, 1919, I hear practically all of the east coast and gulf coast and ship stations, as well as the amateurs. Following are a few of the C.W. amateurs heard: 2XK, 3VV, 2AJF, 2ACT, 4GL, 2RR, 2BFZ, 3ZY, and numerous 8's and 9's. I might add that C-4 in diagram can be dispensed with and a straight connection from primary to A-battery side of secondary is all that is necessary.

Respectfully,
H. V. Simmons.

Spark Coil Work

167 Savin Hill Ave.,
Dorchester, Mass.

Editor, QST:

Little has been said about Spark Coils in QST, perhaps from lack of activity or because nobody has the nerve to start something going about them. The following is a report of some of my work:

I have been heard by 10E, 70 miles;

1ADL, 50 mi.; 1ZE, 50 mi.; 1BYS, 54 mi.; and 1UN, 20 mi., and a few other equally distant stations. Work stations up to 25 miles in the summer months when QRN is in full swing.

My transmitter consists of 1/2" spark coil (not radio coil), 6-volt storage battery, home-made glass plate condenser consisting of 10 sheets of copper foil 3 1/2" x 4 1/2"; helix; all connections including lead-in and ground lead of 1/2" copper ribbon; longest lead in transmitter is 5". Antenna current is 0.3 amp. but do most of my DX with 0.2 amp. using a 60-cycle note. Aerial is 50 ft. 4-wire flat-top on top of two-family house, which gives me no room for a counterpoise.

I am sure that surprising results can be obtained with any spark coil if a little time is taken and the set carefully tuned. Of course it is a well known fact that a spark coil when properly tuned is much more efficient than a transformer is, considering the input used. I would like to see more about spark coils and their activities in QST, and am sure that the other spark coil ops would too. There ought to be a column in QST devoted exclusively to spark coils. The fellows could send in their ideas, etc., so that other coil ops would benefit from this section.

Hoping this reaches to the bottom of T.O.M.'s heart, I remain

Yours for the spark coil,

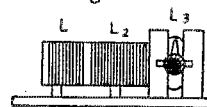
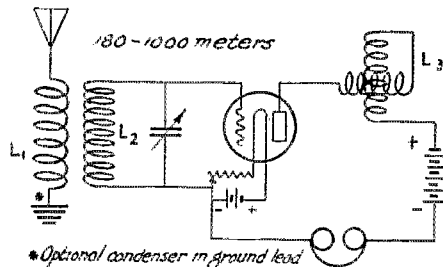
George Forant, 1AWF,
Vice-Pres., Greater Boston Spark Coil Club.
(Well, fellows, send in your spark coil ideas and if enough material can be secured we will start a regular department for the boxes.—Ed.)

Another Simple Circuit for C.W.

Radio 8AVX, Camp Dudley,
Westport, N. Y.

Editor, QST:

We are enclosing diagram of a short-wave regenerative circuit designed by 2XK



which has been used at this station this summer with great success. This circuit

brings in C.W. stations much better than anything else we have tried, and is also very efficient for spark signals.

The only tuning control is a variable condenser across the secondary. The diagram is self-explanatory and no one should experience any difficulty in obtaining good results from this set.

Yours truly,
William S. Halstead, "DC".

LEGEND

- L₁—Primary coil, 20 turns No. 18 bell wire on 3" tube.
L₂—Secondary coil, 50 turns of same size wire on same tube, with 1/8" space between. Both coils must be wound in same direction as stator of the variometer.
L₃—Variometer plated next to coil so that axes coincide.
Note—If set will not oscillate at all points on the variable condenser, reverse the secondary leads to the condenser.

AN AMATEUR IN PORTO RICO

(Concluded from page 48)

of transformers and they all burned out, but at last his home-made ones with No. 40 enameled wire work fine, using a leak across the primaries and grounded.

The antenna is inverted L in type, 65 ft. long, between two bamboo poles 35 ft. high, well insulated with electrose. The loop gives good results as a direction finder and signals from WSO, WII, WGG, etc., are easily readable on it. Very good results are had on all wave lengths above 600 meters but Mr. Agusty makes no mention of hearing shorter waves. He is building a 1/2 k.w. spark set, a 15-watt C.W. set, and a short-wave regenerator, in order that he may connect up with amateurs of the 4th district in the States. Porto Rico, it should be remembered, is also part of the Fourth U.S. District, altho Cuba is not. The distance to Savannah is about 1200 miles, not at all unsurmountable. If Mr. Agusty will get a good C.W. set and receiver it looks like we might soon be able to accept Porto Rican traffic via 4GL.

ROTTEN BUNK

(Concluded from page 45)

thought about the evening, I give up. Between the arsi ishbiggs, the spitchslops and the paralyzed higspitters, I will bet they never slept a wink. I hate to think of the Day of Judgment, when Radical presents his ticket at the Golden Gates, and St. Peter takes a slant at him, and asks about all that rotten radio bunk he has been guilty of on Earth. Radical's ticket will be refused at the gate and he will have to take a train going in the other direction. And by Heck, he will find a lot of others on the same train, according to my way of thinking.

Well, that will be all for to-night, Son. Seems like old times to be unloading my troubles again onto you. GN and best 73's to the gang.

T.O.M.

NOTICE—(Concluded from page 34)

The Atlanta Radio Club has not been able to substantiate their statements that Mr. Autrey used the name of the National Radio Insitute other than as an authorized agent of that firm and that he made use of the title "Radio Superintendent", as made in the resolution in question. QST therefore wishes to retract these statements and to make public apology for their publication.

CALLS HEARD

(Continued from page 59)

1AZK, 1BDT, 1BGF, (2BK), 2BO, (2DA), 2DN, 2EL, (2FP), (2OM), 2RU, 2TS, 2WB, 2AJE, 2AJW, 2AQL, 2ARY, 2CAP, 3AC, 3BS, 3DM, 3EL, 3HD, (3HJ), (3IW), 3JJ, 3KM, 3LP, 3MS, 3QN, (3RW), 3SQ, 3UC, 3WC, 3XF, 3ZO, 3ZV, 3ACE, 3AOV, (3AQR), 3ASE, (3BFO), 4AG, 4AW, 4BE, (4RQ), 4BY, 4CG, 4CX, 4DQ, (4DH), 4DR, 4FD, 4GN, 5BM, 5DA, 5DJ, (5EK), (5ER), 5FO, (5FV), 5HK, 5HY, 5JD, 5JO, 5JR, 5LO, 5QL, 5QQ, 5TO, 5SW, 5XA, 5XK, 5XU, 5YL, 5ZL, 5ZX, 6VW, 7XD, 7ZU, 8AC, (8BO), 8BP, 8CF, 8CI, (8CV), 8DH, 8DR, (8DZ), (8EA), (8EB), 8EF, (8EZ), 8FI, 8FN, 8FQ, 8FS, (8FT), 8GO, 8GX, 8HB, 8HM, 8HU, 8HY, 8ID, 8IN, 8JJ, 8JU, 8ML, 8MM, 8MR, 8NZ, 8OI, 8QF, (8RQ), (8RU), 8SP, 8TN, (8TK), (8TY), 8TZ, (8UC), 8UG, 8UP, 8VQ, (8WA), 8WE, (8WZ), 8XE, (8YK), (8YM), 8YN, 8ZD, 8ZN, 8ZR, 8AAV, 8ACF, 8ACN, (8ACY), (8ADE), 8ADO, 8AER, 8ARY, 8AFB, 8AFD, 8AFG, (8AFS), 8AGK, 8AGO, 8AHH, 8AHV, 8AHY, 8AIA, (8AIB), 8AIM, 8AIO, 8AJB, (8AJE), 8AJQ, (8AJV), 8AJT, 8AJW, (8AJX), (8AMJ), (8ANO), 8ANQ, (8ANY), 8AQV, 8ARB, 8ARD, (8ARS), 8AWP, 8AXC, 8AYN, 8AVP, 8BCC, 8BCO, 8BDO, 8BDP, 8BDY, 8BEF, (8BEN), 8BEP, (8BGF), 8BHO, 8BHR, 8BIA, (8BIS), (8BKJ), 8BKT, (8BKN), 8BMR, (8BMMW), (8BNA), 8BOG, 8BOV, (8BRL), 8BTY, 8BUC, 8BTU, (8ZAA), (8AF), 9AP, 9AT, 9AV, 9AW, 9RE, 9RF, (9CP), (9CS), (9EG), 9ET, 9ET, 9FS, 9FZ, 9GP, (9GX), 9FD, 9HM, 9HN, 9HR, 9HT, 9KM, 9KO, 9KR, 9KS, 9TF, 9MC, (9ME), 9MK, (9MS), (9NQ), 9OV, (9OX), 9PC, 9PD, 9PS, 9QB, 9QV, 9RV, 9TI, 9TV, (9UIH), 9US, (9UIJ), 9VG, 9VK, (9VLI), 9VV, 9WI, 9WT, 9WU, 9XI, 9XM, 9XR, 9VA, 9VB, 9YH, 9YM, 9YO, 9ZB, 9ZC, (9ZJ), (9ZN), 9ZR, 9AAE, 9AAP, 9AAV, (9AAW), 9ABA, 9ABH, 9ACN, 9AFC, 9AEQ, 9AEY, 9AFC, 9AFF, 9AFK, 9AGG, 9AGR, 9ATC, 9AIO, 9AIR, (9AIU), 9AIV, (9AJA), 9AJE, (9AJH), 9AKD, 9AKT, (9ALH), (9AMA), 9AMK, 9AMS, 9AMT, 9AMV, 9ANC, 9ANK, 9ANP, 9AOJ, 9AOT, (9APK), 9APQ, 9APS, 9AQE, (9AQM), (9ARG), 9ART, 9ARX, (9ASJ), 9ASN, 9ATG, 9AIO, 9AUI, 9AVP, 9AWU, (9AWZ), (9AXU), (9AYH), 9AYK, 9AYY, 9AZC, (9AZE), 9BCX, 9BDE, 9BDS, 9BDU, 9BED, 9BUB, 9DDU, 9DFP, 9DKV, 9DMJ, 9DMW, 9DPH, 9DQQ, 9DQY, (9DRJ), 9DUD, 9DUG, (9DWM), 9DXM, 9DYA, 9YAE, (9ZAC),
C.W.: 1BM, 1RU, 1RZ, 1XF, 1XM, 1ANO, 1CAK, 2DN, 2EL, 2EM, (2FP), (2KLI), 2KP, 2OE, 2RU, 2TL, 2TZ, 2AHL, (2AWL), 2AWZ, 2AYZ, 2BQH, 3BZ, 3EM, 3HD, 3FG, 3HJ, 3MO, 3RF, 3SQ, 3ZO, 3AHK, 3AJD, 3AWL, 3BK, 3BQ, 3BY, 3CD, 3CO, 3FF, 3GL, (3DA), 3BK, 3RO, 3CI, 3DR, 3DX, 3FB, 3FL, 3HM, 3II, 3IQ, 3IV, 3JQ, 3LE, 3LF, 3TX, 3NQ, 3RQ, 3RU, 3SE, 3SP, 3TN, (3UJ), 3UK, 3UX, 3UQ, 3VQ, 3XK, 3XM, 3ZD, 3TL, 3ZR, 3AIO, (3AJX), 3AKS, 3AIE, 3AOA, 3APT, 3AQZ, (3AVH), 3AWP, 3AZE, 3BDU, 3BEF, 3BJY, 3BOX, 3RPL, 9IO, 9RV, 9XI, 9ZB, 9ZJ, 9ZL, 9ZY, (9AJA), (9AWZ).

8BPP, Wooster, Ohio.

1AAP, 1ABY, 1AGI, 1AW, 1AWB, 1BDC, 1BKA, 1CAK, 1CG, 1CGG, 1FF, 1GV, 1IT, 1MB, 1QN, 1RU, 1UN, 1XM, 1YK, 2ABD, 2ADL, 2AFP, 2AJF, 2AJW, 2AKO, 2AQL, 2AWL, 2AYZ, 2BA, 2BAK, 2BGH, 2BGM, 2BK, 2BM, 2BVS, 2CI, 2DA, 2DN, 2FP, 2FS, 2KL, 2OE, 2PZ, 2UN, 2WP, 2XA, 2XO, 2XQ, 2ZL, 2ZV, 3AAE, 3AB1, 3ABP, 3ADT, 3AFU, 3AHK, 3AQR, 3AZP, 3BIY, 3BZ, 3CA, 3CC, 3JH, 3JL, 3MO, 3PB, 3RF, 3XA, 3XM, 3ZA, 3ZN, 3ZO, 3ZY, 3ZZ, 4AS, 4BQ, 4BY, 4CO, 4DH, 4DR, 4EH, 4FD, 4FF, 4GL, 4LE, 5DA, 5ER, 5FJ, 5LA, 5XA, 5XB, 5XK, 5ZAB, 5ZL, 5ZR, 5ZZ, 8AAV, 8AAZ, 8ABO, 8ACF, 8ADO, 8ADS, 8AFB, 8AFD, 8AFG, 8AFO, 8APV, 8AGB, 8AGC, 8AHH, 8AHR, 8AHV, 8AIO, 8AJW, 8AKE, 8AKJ, 8AKS, 8AKW, 8ALB, 8AMB, 8AMK, 8AMZ, 8ANO, 8ANW, 8AOZ, 8APB, 8APP, 8AQP, 8AQL, 8AQN, 8AQZ, 8AR7, 8ASH, 8AWF, 8AWK, 8AWP, 8AWU, 8AXC, 8AXN, 8AY, 8AYN, 8AYS, 8BA, 8BAH, 8BCH, 8BCL, 8BCO, 8BDU, 8BEF, 8BEP, 8BFH, 8BFM, 8BGF, 8BK, 8BPM, 8BNZ, 8BO, 8BOW, 8BOX, 8BP, 8BQ, 8BQP, 8BRC, 8BSY, 8BUM, 8BWC, 8CI, 8DE, 8DR, 8DV, 8DY, 8DZ, 8EA, 8EZ, 8FR, 8FI, 8FO, 8GE, 8GO, 8HA, 8HJ, 8HY, 8IL, 8IN, 8IP, 8IQ, 8JL, 8JM, 8JP, 8JQ, 8JU, 8KM, 8L, 8M, 8N, 8O, 8P, 8Q, 8R, 8S, 8T, 8U, 8V, 8W, 8X, 8Y, 8Z, 8AA, 8AB, 8AC, 8AD, 8AE, 8AF, 8AG, 8AH, 8AI, 8AJ, 8AK, 8AL, 8AM, 8AN, 8AO, 8AP, 8AQ, 8AR, 8AS, 8AT, 8AU, 8AV, 8AW, 8AX, 8AY, 8AZ, 8BA, 8BB, 8BC, 8BD, 8BE, 8BF, 8BG, 8BH, 8BI, 8BJ, 8BK, 8BL, 8BM, 8BN, 8BO, 8BP, 8BQ, 8BR, 8BS, 8BT, 8BU, 8BV, 8BW, 8BX, 8BY, 8BZ, 8CA, 8CB, 8CC, 8CD, 8CE, 8CF, 8CG, 8CH, 8CI, 8CJ, 8CK, 8CL, 8CM, 8CN, 8CO, 8CP, 8CQ, 8CR, 8CS, 8CT, 8CU, 8CV, 8CW, 8CX, 8CY, 8CZ, 8DA, 8DB, 8DC, 8DD, 8DE, 8DF, 8DG, 8DH, 8DI, 8DJ, 8DK, 8DL, 8DM, 8DN, 8DO, 8DP, 8DQ, 8DR, 8DS, 8DT, 8DU, 8DV, 8DW, 8DX, 8DY, 8DZ, 8EA, 8EB, 8EC, 8ED, 8EE, 8EF, 8EG, 8EH, 8EI, 8EJ, 8EK, 8EL, 8EM, 8EN, 8EO, 8EP, 8EQ, 8ER, 8ES, 8ET, 8EU, 8EV, 8EW, 8EX, 8EY, 8EZ, 8FA, 8FB, 8FC, 8FD, 8FE, 8FF, 8FG, 8FH, 8FI, 8FJ, 8FK, 8FL, 8FM, 8FN, 8FO, 8FP, 8FQ, 8FR, 8FS, 8FT, 8FU, 8FV, 8FW, 8FX, 8FY, 8FZ, 8GA, 8GB, 8GC, 8GD, 8GE, 8GF, 8GG, 8GH, 8GI, 8GJ, 8GK, 8GL, 8GM, 8GN, 8GO, 8GP, 8GQ, 8GR, 8GS, 8GT, 8GU, 8GV, 8GW, 8GX, 8GY, 8GZ, 8HA, 8HB, 8HC, 8HD, 8HE, 8HF, 8HG, 8HH, 8HI, 8HJ, 8HK, 8HL, 8HM, 8HN, 8HO, 8HP, 8HQ, 8HR, 8HS, 8HT, 8HU, 8HV, 8HW, 8HX, 8HY, 8HZ, 8IA, 8IB, 8IC, 8ID, 8IE, 8IF, 8IG, 8IH, 8II, 8IJ, 8IK, 8IL, 8IM, 8IN, 8IO, 8IP, 8IQ, 8IR, 8IS, 8IT, 8IU, 8IV, 8IW, 8IX, 8IY, 8IZ, 8JA, 8JB, 8JC, 8JD, 8JE, 8JF, 8JG, 8JH, 8JI, 8JK, 8JL, 8JM, 8JN, 8JO, 8JP, 8JQ, 8JR, 8JS, 8JT, 8JU, 8JV, 8JW, 8JX, 8JY, 8JZ, 8KA, 8KB, 8KC, 8KD, 8KE, 8KF, 8KG, 8KH, 8KI, 8KJ, 8KK, 8KL, 8KM, 8KN, 8KO, 8KP, 8KQ, 8KR, 8KS, 8KT, 8KU, 8KV, 8KW, 8KX, 8KY, 8KZ, 8LA, 8LB, 8LC, 8LD, 8LE, 8LF, 8LG, 8LH, 8LI, 8LJ, 8LK, 8LL, 8LM, 8LN, 8LO, 8LP, 8LQ, 8LR, 8LS, 8LT, 8LU, 8LV, 8LW, 8LX, 8LY, 8LZ, 8MA, 8MB, 8MC, 8MD, 8ME, 8MF, 8MG, 8MH, 8MI, 8MJ, 8MK, 8ML, 8MN, 8MO, 8MP, 8MQ, 8MR, 8MS, 8MT, 8MU, 8MV, 8MW, 8MX, 8MY, 8MZ, 8NA, 8NB, 8NC, 8ND, 8NE, 8NF, 8NG, 8NH, 8NI, 8NJ, 8NK, 8NL, 8NM, 8NO, 8NP, 8NQ, 8NR, 8NS, 8NT, 8NU, 8NV, 8NW, 8NX, 8NY, 8NZ, 8OA, 8OB, 8OC, 8OD, 8OE, 8OF, 8OG, 8OH, 8OI, 8OJ, 8OK, 8OL, 8OM, 8ON, 8OO, 8OP, 8OQ, 8OR, 8OS, 8OT, 8OU, 8OV, 8OW, 8OX, 8OY, 8OZ, 8PA, 8PB, 8PC, 8PD, 8PE, 8PF, 8PG, 8PH, 8PI, 8PJ, 8PK, 8PL, 8PM, 8PN, 8PO, 8PP, 8PQ, 8PR, 8PS, 8PT, 8PU, 8PV, 8PW, 8PX, 8PY, 8PZ, 8QA, 8QB, 8QC, 8QD, 8QE, 8QF, 8QG, 8QH, 8QI, 8QJ, 8QK, 8QL, 8QM, 8QN, 8QO, 8QP, 8QQ, 8QR, 8QS, 8QT, 8QU, 8QV, 8QW, 8QX, 8QY, 8QZ, 8RA, 8RB, 8RC, 8RD, 8RE, 8RF, 8RG, 8RH, 8RI, 8RJ, 8RK, 8RL, 8RM, 8RN, 8RO, 8RP, 8RQ, 8RS, 8RT, 8RU, 8RV, 8RW, 8RX, 8RY, 8RZ, 8SA, 8SB, 8SC, 8SD, 8SE, 8SF, 8SG, 8SH, 8SI, 8SJ, 8SK, 8SL, 8SM, 8SN, 8SO, 8SP, 8SQ, 8SR, 8SS, 8ST, 8SU, 8SV, 8SW, 8SX, 8SY, 8SZ, 8TA, 8TB, 8TC, 8TD, 8TE, 8TF, 8TG, 8TH, 8TI, 8TJ, 8TK, 8TL, 8TM, 8TN, 8TO, 8TP, 8TQ, 8TR, 8TS, 8TU, 8TV, 8TV, 8TW, 8TX, 8TY, 8TZ, 8UA, 8UB, 8UC, 8UD, 8UE, 8UF, 8UG, 8UH, 8UI, 8UJ, 8UK, 8UL, 8UM, 8UN, 8UO, 8UP, 8UQ, 8UR, 8US, 8UT, 8UU, 8UV, 8UW, 8UX, 8UY, 8UZ, 8VA, 8VB, 8VC, 8VD, 8VE, 8VF, 8VG, 8VH, 8VI, 8VJ, 8VK, 8VL, 8VM, 8VN, 8VO, 8VP, 8VQ, 8VR, 8VS, 8VT, 8VU, 8VV, 8VW, 8VX, 8VY, 8VZ, 8WA, 8WB, 8WC, 8WD, 8WE, 8WF, 8WG, 8WH, 8WI, 8WJ, 8WK, 8WL, 8WM, 8WN, 8WO, 8WP, 8WQ, 8WR, 8WS, 8WT, 8WU, 8WV, 8WW, 8WX, 8WY, 8WZ, 8XA, 8XB, 8XC, 8XD, 8XE, 8XF, 8XG, 8XH, 8XI, 8XJ, 8XK, 8XL, 8XM, 8XN, 8XO, 8XP, 8XQ, 8XR, 8XS, 8XT, 8XU, 8XV, 8XW, 8XZ, 8YA, 8YB, 8YC, 8YD, 8YE, 8YF, 8YG, 8YH, 8YI, 8YJ, 8YK, 8YL, 8YM, 8YN, 8YO, 8YP, 8YQ, 8YR, 8YS, 8YT, 8YU, 8YV, 8YW, 8YZ, 8ZA, 8ZB, 8ZC, 8ZD, 8ZE, 8ZF, 8ZG, 8ZH, 8ZI, 8ZJ, 8ZK, 8ZL, 8ZM, 8ZN, 8ZO, 8ZP, 8ZQ, 8ZR, 8ZS, 8ZT, 8ZU, 8ZV, 8ZW, 8ZX, 8ZY, 8ZZ, Can. 3BP, 2KG.

8DE, Akron, Ohio

Spark: (1ADL), 1AW, 1BFZ, (1BGF), 1BIR, 1CK, 2ARM, 2AJE, 2AQL, 2AWF, 2BK, 2CAP, 2DN, (2EL), 2FP, 2JU, 2LR, 2OM, 2WB, 3ACM, 3AIC, 3AOV, 3AQR, 3CC, 3CN, 3HJ, 3HS, 3HX, 3IW, 3LW, 3MC, 3OU, 3PU, 3ZF, 3XM, 3ZO, 4AS, (4BE), 4BQ, 4CX, 4FD, 4GN, 5DA, 5EK, 5ER, 5FJ, 5FV, (5JD), 5KA, 5XK, (5ZAB), (5ZL), (8AAV), (8AFB), 8AFD, (8AFG), 8AIM, 8AJT, (8AL), 8AMB, 8ANO, 8AQN, (8AXC), (8AXR), 8BBW, 8BCL, 8BEP, 8BFW, 8BRL, 8BSY, 8DV, (8GW), 8FL, 8HG, 8HP, (8HU), 8IN, (8IU), (8MM), 8MZ, 8NZ, 8OI, 8QH, 8TT, 8VC, (8XE), 8YN, (8ZA), 8ZD, (8ZN), 9AAV, 9AGR, 9AI, (9AIR), 9ALP, 9AQM, 9ASJ, 9AWZ, 9AV, 9AYW, 9AYY, 9BNS, 9CP, (9DRW), 9DMM, 9DUV, 9FS, 9GX, 9IQ, 9LK, 9LQ, 9MC, 9ME, 9TL, 9TV, 9UH, 9UI, 9UW, 9WU, 9ZI, 9ZN, Can. 3RP, 3IL, C.W.: (1AGI), 1BEP, 1QN, 1RZ, 1UN, (2AFP), (2AWL), 2BAD, 2BGH, (2BYS), (2DN), (2EL), 2FD, 2MO, (2WP), 2ZV, 3ADT, 3AFU, 3AHK, 3APU, 3ASK, 3BI, (3BZ), 3CC, (3FS), (3HI), 3MO, 3RF, 3ZY, 3BL, 4RT, 4RY, 4EH, 4EN, (4FF), (4GL), 4ZE, 5LA, 5ABO, 5AGE, 5ADY, 5AFO, 5AJP, 5AKE, (5AKJ), 5AKS, 5ALY, 5AQF, (5AOZ), 5ARI, 5AWE, 5AWP, (5AWU), (5BCH), 5BDP, (5BDU), 5BEF, 5BOW, 5BOX, 5BUM, 5DR, (5GW), 5IM, 5IQ, (5JS), (5IU), 5KM, 5LV, 5N, (5NQ), 5OH, (5OD), 5PN, 5QM, 5QY, 5TN, 5TY, 5XM, 5ZG, (5ZN), 5ZY, 5ARK, 5AS, 9DAR, (9GL), (9HD), 9HY, (9LQ), 9XAH, 9ZY, Can. 3BP.

8AYM, Jamestown, N. Y.

Spark: 1AW, 1ARY, 1ASE, 1GM, 1HK, 1BDC, 1BVB, 1OE, 1ZE, 1VZ, 2AM, 2AQI, 2AJE, 2BK, 2BM, 2DA, 2RI, 2FP, 2EG, 2IH, 2JU, 2TZ, 2OM, 2RM, 2SQ, 2FS, 2AGE, 2AIC, 2AQR, 2ARN, 2BDU, 2CC, 2CG, 2CP, 2DW, 2HI, 2IW, 2KM, 2LP, 2OU, 2PU, 2RK, 2XF, 2XM, 2ZY, 4EY, 4FD, 4GN, 4YA, 5DA, 5AE, 5AAV, 5AFD, 5AGK, 5AFA, 5AHA, 5AHU, 5AIV, (5AIS), 5AJS, 5AFC, 5AJV, 5AKY, 5AMB, 5ANW, 5AOI, 5AOT, 5AJT, 5AGY, 5APB, 5AOL, 5AOW, 5ARK, 5ASV, 5ASZ, 5AWT, 5AWU, 5AWX, 5AXC, 5AXN, 5AVN, 5AVS, (5AST), 5AWP, 5AVT, 5BRU, 5BRO, 5BDV, 5BDU, 5BGT, 5BIV, 5BMA, 5BCK, 5BRU, 5BRY, 5BO, 5CN, 5DY, (5CH), 5EZ, 5EW, 5EA, 5FI, 5GW, 5HP, 5HU, 5ID, 5IN, 5JU, 5LW, 5MM, 5OI, 5RU, 5SP, 5SH,

(8TJ), 8TT, 8NZ, 8RQ, 8UP, 8TK, 8VH, 8XE, 8XM, 8YN, 8ZA, 9AIR, 9AJH, 9ANC, 9AOU, 9ARI, 9ASJ, 9ASN, 9AZF, 9DWM, 9CP, 9FN, 9FS, 9FW, 9HR, 9OR, 9OX, 9MC, 9UH, (9OU), 9YAE, 9ZJ, 9ZN, Canadians 3BP, 3BR, 3EI, (3JL), 3KG, 3KS.

C.W.: 1AZD, 1CAK, 1RZ, 2AJF, 2AJW, 2FP, 2KL, 2AWL, 3AFU, 3AJT, 3HJ, 3XZ, 4GL, 8AFD, 8ACF, 8AIO, 8AWP, 8AQF, 8BMA, 8CI, 8DE, 8DR, 8HJ, 8PU, 8WY, 8XM, NZO.

8BUM, Syracuse, N. Y.

Spark: 2OM, 3AC, 3AQR, 3HJ, 3IW, 3KN, 3OU, 4GN, 5HJ, 5ZL, 8ACF, 8ADQ, 8AFA, 8AFD, 8APT, 8AHH, 8AHX, 8AJV, 8AL, 8AMP, 8APB, 8AUC, 8AVT, 8AXC, 8AXF, (8AXI), 8AYN, 8BAH, 8BBU, 8BEP, 8BGJ, 8BIN, 8BR, (8BRA), 8BRL, 8BTK, 8BUZ, 8BVA, (8BWH), 8CI, 8EW, 8FI, 8HI, 8HP, 8HU, 8HY, 8IL, 8IN, 8ML, 8MZ, 8OI, 8PEC (QRA PSE), 8RI, 8RQ, 8SP, 8TK, 8TT, 8UC, 8XE, 8YN, 8ZD, 8ZY, 8ZZ, 9AAW, 9AAV, 9AF, 9AJH, 9ASJ, 9AV, 9AWU, 9AWZ, 9AXC, 9CP, 9HM, 9HR, 9IQ, 9MC, 9ME, 9MGG, 9MQM, 9PC, 9UU, 9VL, 9XM, 9YB, 9YM, 9ZJ, 9ZL, Cnn. 5BP.

C.W.: 1AWB, 1AZD, 1BDI, 1CAK, 1CK, 1DY, 1FP, 1OE, 1RU, 1RZ, 1TS, 1UN, 1XB, 1XE, 2AAE, 2AFP, 2AKY, 2AWL, 2BGH, 2BQH, 2BYS, 2DN, 2EL, 2FB, 2FD, 2FP, 2GV, 2HI, 2KL, 2OE, 2QR, 2TF, 2ZE, 2ZG, 2ZI, 2ZL, 2ZR, 3AAV, 3ABI, 3AFU, 3AHK, 3BA, 3BIY, 3BZ, 3CC, 3EM, 3FM, (3HJ), 3IN, 3IW, 3MO, 3RF, 3XM, 3ZN, 3ZO, 3ZY, 3ZZ, 4BY, 4CO, 4GL, 4FF, 4II, 5DA, 5ZA, 5AAZ, (8ARO), 8ARP, (8ACF), 8ADD, (8ADG), 8ADN, 8AEG, 8AGG, 8AGZ, (8AIO), 8AJU, 8AJV, 8AKE, 8AKA, 8ALE, 8AMQ, 8AND, (8ANO), (8AOI), 8AOG, 8AOK, 8APP, 8AQF, 8AQN, (8AQZ), 8ARD, 8ARK, 8AOU, 8AOW, (8AWP), 8AWX, 8AWY, (8BCL), 8BD, (8BDP), 8BDU, (8BEF), 8BFG, (8BFX), 8BFZ, (8BIN), (8BIP), 8BJC, 8BIV, 8BK, 8BNE, 8BNJ, (8BNI), (8BO), 8BOW, (8ROX), 8BPD, 8BRC, 8BRI, 8BSS, (8BWL), 8BWT, 8BXA, 8DE, 8DR, 8DX, 8EA, 8FB, 8FD, 8FG, 8FN, 8FQ, 8GE, 8GV, 8HJ, 8HY, (8IB), (8II), 8IQ, 8IV, 8JL, 8JM, 8IQ, 8JU, 8KM, 8LF, 8LJ, 8LV, 8LX, 8ML, 8NQ, 8OH, 8PD, 8PX, 8QM, 8QQ, 8QY, 8RA, (8RQ), 8SE, 8TD, 8TG, 8TN, 8TO, 8UJ, (8UK), 8UV, 8VI, 8VY, (8WY), 8XK, 8XM, 8XY, 8YG, 8YN, 8YX, (8ZD), 8ZG, 8ZV, 8ZZ, 9AAP, 9AAS, 9AAV, 9ABU, 9ACO, (9AJA), 9AMB, 9ANE, 9AQR, (9ARK), 9ASB, (9CA), 9CR, 9DA, 9DV, 9EK, 9GL, (9HD), 9IO, 9LQ, 9LV, 9OA, 9RM, 9RT, 9RV, 9WS, 9XAH, 9XL, 9XM, 9ZAE, 9ZB, (9ZJ), 9ZY, Can. 3BP, 9AW.

8AFD, Clarksburg, W. Va.

Spark: (1GM), (1ZE), (1AM), (1APV), (1BDC), (2BK), (2BM), (2EL), (2IW), (2OM), (2AIM), 2AJE, (2AQI), (3AC), (3BP Canadian), (3BG), (3CN), (3EJ), (3HJ), (3HX), (3IW), (3IL Canadian), (3OU), (3PI), (3QW), (3US), (3XF), (3AQR), (3BFU), (4CX), (4GX), (5EK), (5FV), 5ZA, (8AY), (8BA), (8BK), (8BO), (8DV), (8CC), (8EA), (8EB), (8EF), (8EZ), (8FI), (8FU), (8HU), (8IJ), (8JU), (8MM), (8OI), (8GO), (8RO), (8SP), (8TK), (8TZ), (8TT), (8WO), (8XE), (8YN), (8ZA), (8ZD), (8ADE), (8AFO), (8AIB), (8AIC), (8AIM), (8AJV), (8AMB), (8ANO), (8APB), (8ARD), (8ARS), (8ASV), (8AVO), (8BBA), (8BU), (8BCO), (8BD), (8BHV), (8BKN), (8BMT), (8BPI), (8AP), (8FT), (8FS), (8GC), (8H), (8IC), (8ME), (8OX), (8PC), (8QH), (8TV), (8UH), (8UTI), (8VV), (8ZJ), (8ZN), (8AAP), (8AG), (8AGG), (8AIR), (8AMT), (8APS), (8AQA), (8ASJ), (8AWU), (8AWZ), (8BDE), (8DQQ), (8MRG).

C.W.: (1CAK), (3BZ), (3CC), (4GL), (8BK), (8FI), (8SE), (8VJ), (8VY), (8XY), (8AJP), (8AQF), (8AWP), (8BRV), (8BUL), (8UC), (9ZB).

8OY, Mt. Clemens, Mich.

All C.W.: (1PT), 1PY, 1ON, 1RZ, 1TS, 1UN, 1XM, 1AGI, 1AKB, (1ANG), 1BES, 1BWJ, (1BYX), 1CAK, 2EL, 2FD, 2FP, 2KL, 2PE, (2MW), 2TE, 2TL, 2ZV, 2AB, 2ABQ, 2AFP, 2AWK, 2AWL, 2BAK, 2BGH, 2BGM, 2BYS, 3BZ, 3CC, (3MO), (3RF), 3ZN, 3ZO, 3ZT, (3ZY), 3ABE, (3AFU), 3AHK, 3ARJ, 3ARQ, 4RT, 4BY, 4FF, 4GL, 4IE, 5IA, (8DE), 8DR, 8DV, 8DZ, 8FO, 8GE, 8IQ, 8JS, 8LJ, 8LX, 8NQ, 8OA, (8OD), 8OW, 8PN,

8PU, (8VJ), 8VY, 8WY, 8XK, 8ZG, 8ZN, 8AAZ, 8ACF, 8ADG, 8ALE, 8AMW, 8AMQ, 8AMP, (8AQF), 8AWP, (8BEF), 8BCL, 8AA, 8AW, 8HD, 8HY, 8RT, 8UC, 8XL, 8ZY, (8AAS), 8AAV, (8AJA), 8AMB, 8ARK, 8AVN, 8XAH, (2BF) Can.

90X, Louisville, Ky.

(1AW), (2BK), (2DN), 2FP, (2OM), (3HJ), (3IW), 4AS, (4BQ), 4CX, (4DH), (4DZ), (4FD), (4GL, C.W.), (4GM), 5EK, 5ER, 5FJ, 5FV, (5HK), (5QI), (5XA), (5ZAB), 5ZL, 6KA, 7XD, (8AL), (8AFD), 8AGK, (8ANO), 8AOL, (8AQV), 8BCO, (8BO), 8BOX, C.W., (8BBU), (8BDY), (8BRL), 8CI, I.C.W., (8CP), 8DE, (8EA), (8EZ), (8FT), (8FP), 8IL, (8IN), (8JP), (8MR), 8OL, (8SP), (8TT), (8UJ), (8WA), 8XE, (8AAE), (8AAW), 8AEG, (8ARK), (8AGG), 8AIR, (8AJH), (8ALH), (8ALU), (8AMA), (8ANO), (8ARG), (8ART), (8ASJ), (8ASN), (8AUO), (8AWZ), (8AZE), 8EE, (8CP), (8DEH), (8DRJ), (8DUG), (8ET), (8HT), (8LQ), 8MC, (8ME), (8NQ), 8PS, (8UU), (8VV), (8WT), (8YM), (8ZN), Can. 3BP. All districts.

9DMA, Caledonia, Minnesota.

3BP (Can.), 1XM, 2BK, 2FD, 2FP, 2KL, 2RP, 2ZL, 2ARP, 2AWL, 2BIY, 3ZO, 3ZY, 4BQ, 4CB, 4CD, 4CO, 4FF, 4FJ, 4GL, 5BM, 5BQ, 5DA, 5EB, 5EK, 5ER, 5FO, 5FV, 5HK, 5IR, 5JD, 5LA, 5LD, 5MF, 5PM, 5QQ, 5SM, 5XA, 5XB, 5XJ, 5XU, 5YL, 5YZ, 5ZA, 5ZL, 5ZO, 5ZU, 5ZX, 5ZZ, 5ZAG, 5ZAM, 6WV, 7EX, 7LK, 7ME, 7YA, 7ZU, 7ZO, 8BA, 8BO, 8BP, 8BR, 8CL, 8DE, 8DR, 8DZ, 8EZ, 8GV, 8FI, 8FS, 8FT, 8IL, 8IQ, 8IV, 8JJ, 8KM, 8LF, 8LU, 8LX, 8MD, 8NQ, 8RQ, 8RU, 8SP, 8TK, 8TN, 8TZ, 8UC, 8UK, 8UJ, 8VJ, 8VY, 8WY, 8XK, 8XM, 8YA, 8YJ, 8YN, 8ZD, 8ZG, 8ZN, 8ZW, 8AAZ, 8ACF, 8AFD, 8AFS, 8AIO, 8AIM, 8AKE, 8AKF, 8AKS, 8ANY, 8AQA, 8APB, 8APN, 8AQF, 8ARZ, 8AWP, 8AYN, 8BAF, 8BCL, 8BDU, 8BFX, 8BJC, 8BLL, 8BOU, 8BOX, 8BRC.

9AGR, Crown Point, Ind.

C.W.: 1CAK, 1AWY, 2AWL, (2FP), 2KL, 3EM, 3GA, 3HG, 3ZZ, 4GL, 8AAZ, 8ACF, 8AIO, 8AQA, 8BEF, 8BOX, 8DE, (8II), (8IQ), 8LU, 8UJ, 8UK, 8XM, 8ZY.

Spark: (2BK), 2BF, (2FP), (2JZ), (2OM), (2AQR), (3CC), (3HJ), 4BQ, 4DR, 5DA, 5EK, 5FO, 5FV, 5FW, 5HK, (5XA), 5ZA, 5ZAB, 8ACD, (8AFB), (8AFD), 8AFS, 8AGK, (8AIB), (8AMB), 8ARS, 8AWS, 8AWO, 8AWU, (8AYN), (8AYS), (8AZG), 8BBU, (8BCO), (8BEP), 8BET, 8BKN, (8BOG), 8BRL, 8BA, (8CP), 8EA, (8EB), 8EF, (8FT), 8FI, 8HG, 8IN, 8JU, 8MZ, (8RQ), 8RU, (8SP), 8TK, 8TZ, 8UC, 8WJ, (8XE), 8YN, 8ADU, 8AEG, (8AEY), 8AFF, 8AFW, 8AFX, 8AGG, 8AIF, (8ALU), 8AMK, 8AOJ, (8AOU), 8AQE, (8AQM), 8ARG, 8ARS, (8ASJ), (8ASN), 8ATN, 8AUO, 8AWU, 8AXK, (8AXU), (8AZA), (8AZE), 8BDE, 8DBW, 8DEA, (8DEH), (8DHG), 8DKR, 8DQ, (8DRJ, QRA PSE?), (8DSD), 8DUG, (8DYZ), (8CS), 8ET, 8FS, 8GC, 8GX, 8HI, (8HM), 8HR, (8IY), 8IA, 8IF, (8IQ), 8MC, 8ME, 8MS, 8NQ, (8OX), 8PC, (8PS), (8TO), (8UH), 8VZ, 8WT, 8ZC 8ZJ, (8YAK), (8ZAG), Canadian (3BP), 3JL.

9CP, Hammond, Ind.

1ARY, (1AW), (1AZK), 1BDG, 2AJE, (2BK), (2DN), 2EL, (2FP), (2JU), 2JZ, (2OM), 2TS, 3ACE, 3AQR, (Can. 3BP), (3HJ), 3HX, (3IW), 3KM, 3UC, (4BQ), 4DH, 4GN, 5BM, 5DA, 5ED, 5EK, 5FO, (5FV), (5HK), 5IF, (5JD), 5QI, 5FZ, (5XA), (5ZAB), 5ZAM, (5ZL), 7XD, 8ACF, (8ADE), (8AEZ), (8AFB), (8AFD), (8AFS), 8AGK, (8AIB), (8AJV), (8AKV), (8AL), 8AMP, 8ANO, 8ANY, 8ARD, (8ARS), 8ASV, (8ASZ), (8AWP), (8AWU), (8AYN), (8AYS), 8AZG, (8BBU), (8BCO), 8BDY, (8BEN), 8BEP, (8CH), (8BO), 8CL, 8DZ, 8EA), 8EB, 8EF, (8EW), 8EZ, 8FI, 8FRE, (8FT), 8GW, 8HG, 8HY, (8ID), (8IN), 8JJ, (8MG), (8ML), (8OI), (8PM), (8RQ), (8RU), 8SP), (8BOG), (8TT), (8TK), (8TT), 8TY, (8TZ), 8UC), (8UP), (8VJ), 8WA, (8YN), 8ZN, C.W.: (2AWL, (2FP), (2KL), 3EM, (3HG), 3ZY, 4GL, (8AAZ), 8AIO, 8AQA, (8AWP), 8AWX, (8BEF), 8BOX, 8DE, 8DX, 8IL, (8IQ), 8LX, 8NQ, 8UJ, 8VJ, 8WY, 8XA, 8YI, 8ZB, (8ZY).

9UU, Chicago.

Spark: 1AW, 1ARY, 1BDT, (2BK), (2DN),

(2FP), (2JZ, (2OM), 2TS, (2UE), (3HJ), (3HX), (3IW), (3AQR), Canadian (3BP), 3JL, 4BQ, (4CX), (4DH), 5EK, (5ER), (5FO), (5FV), 5HK, (5NK), (5XA), 5ZL, 5ZA, 5ZAB, (8AL), (8BO), 8DR, (8EA), (8EZ), (8FI), 8FT, (8GW), (8HG), (8HU), (8ID), 8JH, (8LW), (8JQ), (8NZ), (8OI), (8RQ), (8RU), (8TK), (8TT), (8TZ), (8SP), (8UC), (8UP), (8VQ), (8XV), 8YN, (8ZA), 8ZD), (8ACF), 8ACY, (8ADE), 8AEZ, (8AFB), (8AFD), (8AFS), 8AGK, 8AHH, (8AIB), (8AJE), (8AKV), (8ANO), (8AQV), (8ARS), (8AYN), (8AYM), (8AYS), (8ZAA), (8BBU), (8BCO), (8BDY), (8BEN), (8BRL), 9EL, 9ET, (9FS), (9GX), (9HM), (9HR), 9HT, 9KO, 9MC, (9ME), (9MS), (9NQ), (9OX), 9PC, (9PN), 9PS, 9QJ, (9TL), (9UH), (9VG), (9VZ), (9WT), (9XI), 9ZB, 9ZJ, (9AEG), (9AFP), (9AFX), (9AIF), (9AIR), (9AMT), (9AOU), (9AQE), 9AQM, (9ASJ), 9ASK, (9ASN), 9AUO, 9AXU, 9ZAC, (9DEH), (9DWM), C.W.: 1TS, 1AKB, 1CAK, 2EL, (2FP), (2KL), 2XA, 2AJF, (2AWL), 2BYS, (3EN), (3HJ), 3ZY, (3AHK), 4BK, (4FF), 4GL, 5DA, 8BK, (8DE), (8II), (8IQ), 8JL, (8LX), (8UJ), (8VJ), (8VY), 8WY, 8ZB, 8ZG, 8ACF, (8AIO), 8AQZ, 8BCL, 8BDU, (8BEF), 8BPL, 8XM, 8ZY.

9AOG, Lawrence, Kansas

Spark: 4BQ, 5AL, 5EK, 5EW, 5FA, 5FO, 5FV, 5HK, 5HL, 5IF, 5IR, 5JD, 5JL, 5JR, 5LB, 5LO, 5NK, 5NS, 5PE, 5PP, 5UJ, 5QI, 5QK, 5QQ, 5QS, 5QX, 5QY, 5XB, 5XI, 5XJ, 5XU, 5YL, 5YN, 5ZA, 5ZAB, 5ZAG, 5ZAK, 5ZAM, 5ZC, 5ZJ, 5ZL, 5ZM, 5ZS, 5ZT, 5ZU, 5ZZ, 7EA, 7MO, 7XD, 7ZO, 8ACF, 8AEE, 8AEZ, 8AIB, 8AYN, 8FI, 8GW, 8IN, 8LY, 8SP, 8UC, 8YN, 8ZD, 8ZN, 8FA, 8AAW, 8ABV, 8ACL, 8ACN, 8AEG, 8AFP, 8AFK, 8AFW, 8AFX, 8AHZ, 8AIR, 8AKC, 8AKY, 8AMA, 8AMD, 8AMK, 8AMV, 8ANF, 8ANO, 8ANQ, (8AOD), 8AOU, 8AQE, 8AQM, 8ARG, 8ARI, 8ARX, 8ARZ, 8ASJ, 8ASN, 8AUL, 8AUC, 8AVE, 8AVK, 8AWZ, 8AXU, 8AYL, 8AYW, 8AYY, 8BDS, (8BT), 8CP, 8DBU, 8DEH, 8DEO, 8DFL, 8DJJ, 8DP, 8DPE, 8DQ, 8DSN, (8DTA), 8DTS, 8DTU, 8DVF, 8DWP, 8DZP, 8EL, 8ET, 8FS, 8FU, 8FZ, 8GV, 8HI, 8HM, 8HR, 8HS, 8IT, 8JG, 8JQ, 8KA, 8KO, 8LW, 8MC, 8MS, 8ND, 8NF, 8NQ, 8OX, 8PN, 8PS, 8QJ, (8QO), 8RY, 8TI, 8TL, 8TV, 8UU, 8VI, 8WT, 8XAF, 8XL, 8XM, 8YA, 8YAB, 8YAC, 8YAE, 8YAK, 8YB, 8YM, 8YO, 8YW, 8ZAB, 8ZAC, 8ZAD, 8ZB, 8ZC, 8ZH, 8ZN.

C.W.: 2XA, 4CO, 4GL, 5ZA, 8AAZ, 8ACF, 8AQZ, 8AWP, 8BEF, 8BK, 8BOX, 8DE, 8DR, 8DZ, 8HA, 8II, 8IQ, 8LF, 8PN, 8QU, 8TN, 8VJ, 8VK, 8VY, 8WY, 8XM, 8AAV, 8AJA, 8ANE, 8AQR, 8ARK, 8ASD, 8AVN, 8AXJ, 8DHB, 8DKB, 8DKX, 8DJB, 8DTS, 8DYG, 8DZC, 8EX, 8RT, 8RV, 8XL, 8XM, 8ZB, 8ZV, 8ZY.

9FK, Clinton, Iowa.

C.W.: 1UN, 2AWL, 3CA, 3ZY, 4FP, 8AAZ, 8ABO, 8ACF, 8AQA, 8AQF, 8ASO, 8AWP, 8BOX, 8DE, 8DX, 8GV, 8IA, 8TN, 8UK, 8UJ, 8VJ, 8VY, 8WR, 8XM, 8AAS, 8AJA, 8AMB, 8AMK, 8AMV, 8AQR, 8ARK, 8AVN, 8RV, 8ZY.

Spark: 4DH, 5EK, 5FO, 5HN, 5PP, 5XB, 5XL, 5XJ, 5ZA, 5ZT, 6KA, 7LU, 7XD, 7ZU, 8ACF, 8AFS, 8BRL, 8YN, 8ZAA, 8AAW, 8AEG, 8AFP, 8AHZ, 8AJH, 8ALU, 8AMK, 8ANO, 8AOU, 8APK, 8AQM, 8ARY, 8ARZ, 8ASM, 8ASN, 8AUO, 8AUU, 8AVY, 8AWH, 8AWX, 8DQ, 8DZA, 8DZJ, 8CC, 8HN, 8HT, 8MS, 8OX, 8PS, 8TB, 8UU, 8WU, 8XI, 8YAK, 8ZN.

9ANO, St. Joseph, Mo.

Spark: 5AA, 5AO, 5CO, 5EK, 5FO, 5FV, (5HK), 5HZ, 5IC, 5IF, 5IR, 5IQ, 5JR, 5JL, 5KI, 5LA, 5LB, 5LO, 5LR, 5LU, 5LX, 5LZ, 5MS, 5NK, (5NS), 5OF, 5PU, 5QA, (5QI), 5QM, 5QQ, 5RA, (5TA), 5TO, 5XA, 5XL, 5XJ, 5XU, 5XV, 5ZA, 5ZAB, 5ZAG, 5ZAM, 5ZC, 5ZJ, 5ZL, 5ZS, 5ZT, 5ZU, 5ZX, 5ZZ, 6KA, 7ZU, 8AFS, 8AFP, 8AJU, 8ARS, (8AYO), 8AYN, 8AYR, 8EZ, 8FI, 8FN, 8FT, 8HG, 8HR, 8IU, 8JJ, 8WA, 8YN, 8ZU, 8AAW, 8ABU, (8ABV), 8ABW, 8AEG, (8AEY), 8AFC, 8AFP, 8AFL, 8AFK, (8AFX), 8AGF, 8AGR, 8AHZ, 8AIF, 8AII, 8AIR, (8AJH), 8AKC, 8ALD, 8ALK, (8ALU), 8AMD, 8AMJ, 8AMK, 8AMN, 8AMV, 8ANF, 8ANQ, 8ANS, 8APK, 8AQE, 8AQM, 8ARG, 8ARL, 8ARR, 8ASJ, 8ASM, 8ATN, (8AOU), 8AVK, 8AWZ, 8AXM, 8AXU, 8AYY, (8AZE), 8AE

9BDI, (9RT), 9DAC, 9DBS, 9DED, 9DEH, 9DFL, 9DFN, 9DEB, (9DJB), 9DPE, 9DPH, 9DPL, 9DQN, 9DQQ, 9DSD, 9DUG, 9DYA, 9DYU, (9DZJ), 9EE, 9EL, 9EL, 9HM, 9HT, 9IY, 9KA, 9KO, 9LF, 9MC, (9MS), 9NQ, (9OX), 9PL, (9PS), (9RY), 9SY, 9TI, 9TL, 9TV, 9WI, 9WN, 9WT, 9WU, 9XL, 9XM, 9YA, (9YAE), 9YM, (9YO), 9ZA, 9ZAC, (9ZAD), 9ZAM, (9ZH), 9ZN, 9ZW, 9ZY.

C.W.: 2ZY, 4GL, 5LA, 5XL, 6WV, 8AKS, 8BDU, 8DE, 8DR, 8DX, 8GL, 8II, 8LQ, 8TN, 8UJ, 8VY, 9ACR, 9AJA, 9ALZ, 9AMA, 9AMB, 9AOU, (9ASD), (9AQR), 9AVN, 9DPB, 9DVA, 9EK, 9FM, 9RV, 9VE, 9XAB, 9ZB, 9ZY.

9AQR, Kansas City, Mo.

Spark: 2OJ, 3KM, 4BQ, 4DH, 4FD, 4GN, 5AF, 5BM, 5EF, (5EK), 5ER, 5FA, 5FO, 5FV, 5HL, 5HK, 5HZ, 5IR, 5JD, 5JI, 5JR, 5KP, 5LB, 5LX, 5NK, 5NS, 5OF, 5QA, 5QI, 5QQ, 5QY, 5XA, 5XB, 5XI, 5XK, 5XU, 5XJ, 5YE, 5YL, 5YN, 5ZA, 5ZAB, 5ZAC, (5ZAG), 5ZAK, 5ZAM, 5ZC, 5ZL, 5ZO, 5ZS, 5ZT, 5ZU, 5ZW, 5ZX, 5GV, 5ZZ, 7MO, 7XD, 7ZO, 7ZU, 8GL, 8DZ, 8EZ, 8FL, 8FT, 8GV, 8HG, 8SP, 8XE, 8YN, 8ZA, 8ZN, 8AIB, 8AYN, 8BEP, 8BRL, Can. 3BP, 5HK.

C.W.: 1ANQ, 2AWL, 2EL, 2FD, 2FK, 2KL, 2QR, 2RF, 2ZL, 2FP, 3BQ, 3BZ, 3EM, 3RF, 3ZY, 3AHK, 3BIY, 4BB, 4BK, 4BY, 4GD, (4CO), 4FE, 4GL, 4XZ, 5DA, 5LA, 5XB, 5ZA, 6WV, 8BK, 8DE, 8DR, 8DX, 8FO, 8GN, 8II, 8IQ, 8IV, 8JQ, 8LF, 8LX, 8MK, 8NK, 8NQ, 8IB, 8QU, 8TA, 8TN, 8UJ, 8VJ, 8VY, 8WY, 8XK, 8XM, 8ZD, 8ZG, 8ZU, 8ZZ, 8ZY, 8AAZ, 8ACF, 8AIO, 8AQA, 8AQF, 8AQZ, 8AWF, 8AWP, (8BROX), 8AW, (9EK), (9EX), 9FA, 9HD, 9HY, (9IO), 9LQ, 9LV, 9RM, 9RT, 9RV, 9UC, 9WD, 9XL, 9XAH, (9YM), 9ZB, (9ZY), 9AAO, (9AAS), 9AAV, (9ABU), (9AJA), (9AMB), 9ANE, 9ARK, 9AWY, 9BAC, 9DAB, 9DTS, 9DVA, 9DYE, 9DYG, 9ZAF, 9VE.

9AHC, Ellendale, N. Dak.

C.W.: 2FP, 2ZV, 3BM, 3RM, 3ZO, 5YL, 6WV, 8AVH, 8AWP, 8BAC, 8QA, 8CF, 8DE, 8DX, 8DZ, 8IQ, 8LX, 8NQ, 8OH, 8UJ, 8VJ, 8VY, 9AAV, 9AJA, 9ANR, 9ASD, 9DVA, 9QA, 9JD, 9LQ, 9VE, 9ZY, 9AKX, 9PL, 9ZB.

Spark: Canadian 3BP, 5EK, 5ER, 5FO, 5HK, 5IR, 5JD, 5JR, 5LO, 5NS, 5XB, 5XJ, 5XU, 5ZA, 5ZL, 5ZX, 7FL, 7MO, 7XD, 7ZO, 8AGK, 8AYN, 8BO, 8DR, 8FL, 8YN, 8ZN, 9AAW, 9ABV, 9ACL, 9AEG, 9AEY, 9AFX, 9AHZ, 9ALK, 9AMA, 9AMK, 9AMS, 9ANF, 9ANP, 9ANQ, 9AOU, 9AP, 9ARZ, 9AOU, 9AXU, 9AYW, 9DBS, 9DEH, 9DFL, 9DFR, 9DJX, 9DFO, 9DUG, 9DUU, 9DWP, 9DWY, 9DZR, 9FL, 9FZ, 9GC, 9HM, 9HR, 9HT, 9II, 9KA, 9LW, 9MC, 9ME, 9NQ, 9PC, 9PN, 9PS, 9QH, 9TI, 9TV, 9UJ, 9VL, 9WI, 9XI, 9XM, 9XO, 9YA, 9YAE, 9YAK, 9YB, 9YM, 9YO, 9ZAB, 9ZC, 9ZN, 9ZU.

9AVZ, Pierre, So. Dak.

C.W.: 4EB, 6WV, 8AAZ, 8ABO, 8ACF, 8AND,

8AQF, 8AQZ, 8AWP, 8BC, 8BEF, 8BO, 8BOX, 8BV, 8BVX, 8DE, 8GV, 8KM, 8OH, 8TN, 8VY, 8XK, 8ZY, 8ZZ, 9AAH, 9ABU, 9AJA, 9AMB, 9ANE, 9AQR, 9ARK, 9AVN, 9AXA, 9DKX, 9DVA, 9DYE, 9EK, 9GL, 9HD, 9RT, 9WH, 9XAC, 9XAH, 9XL, 9XM, 9ZB, 9ZY.

Spark: 5FO, 5FX, 5HJ, 5HV, 5JR, 5JD, 5ZA, 5ZL, 5ZO, 5ZU, 7ZQ, 7ZU, 9AAP, 9AAV, 9AEG, 9AEY, 9AFX, 9AIF, 9ANF, 9AOU, 9AP, 9AQM, 9ARL, 9ARZ, 9ASN, 9AWU, 9AXU, 9AYW, 9DEH, 9DOC, 9DUG, 9DZJ, 9EE, 9FZ, 9HN, 9LW, 9MC, 9NR, 9PI, 9PN, 9PS, 9RN, 9TI, 9VW, 9WI, 9WT, 9WU, 9YAE, 9YAK, 9YM, 9ZAC, 9ZC, 9ZJ, 9ZN.

9DV, Neenah, Wisconsin

Spark: 1XM, 2BK, 2FP, 3ALC, 3AQR, 3BFU, 4BQ, 4DH, 5AA, 5BM, 5BQ, 5EK, 5FO, 5FV, 5HK, 5HZ, 5IB, 5IR, 5JR, 5LO, 5QL, 5XB, 5ZAB, 8IC, 8EA, 8FL, 8FT, 8JQ, 8MM, (8NZ), 8RQ, 8TK, 8TT, 8UA, 8YN, 8YT, 8ZZ, 8AAC, 8ARD, 8AYN, 8ZAA, 9AF, 9ET, 9FS, 9GP, (9HM), 9IF, 9MC, 9ME, 9MS, 9NQ, 9NR, 9OX, 9PN, 9RH, 9RY, 9TL, 9TV, 9UU, 9VV, 9XI, 9YM, (9ZB), 9ZC, 9ZH, 9AAP, 9AAW, 9ABU, 9AEG, 9AFP, 9AFK, 9AFW, 9AFX, 9AGN, 9AIR, 9AJH, 9ALO, 9AMK, 9AMS, 9ANF, 9AOU, 9AQE, 9AQM, 9ARZ, 9ASJ, 9TO, 9AWZ, 9AXU, 9AYW, 9AVY, 9AZA, 9AZF, 9BDE, 9DEH, 9DFL, 9DFR, 9DQG, 9DSD, 9DUG, 9DWM, 9DXM, 9DH Can.

C.W.: 1RU, 1TS, 1XM, 2DN, 2EL, 2FP, 2KL, 2AJW, 2AWL, 3EN, 3ZO, 4EN, 4GL, 5LA, 8DE, 8IU, 8IL, 8IQ, 8JL, 8TU, 8NQ, 8OH, 8PX, 8RU, 8UJ, 8VM, 8XM, 8ZG, 8AIO, 8AJP, 8AWF, 8AWX, 8BOX, 9FZ, 9RV, 9UK, 9VE, 9XI, 9ZY, 9ANR, 9XAC.

9BGJ, Lincoln, Nebraska

Spark: 5AL, 5BM, 5EK, 5ER, 5EL, 5FO, 5HK, 5HN, 5HY, 5HZ, 5IR, 5JA, 5JD, 5JR, 5KZ, 5LA, 5LB, 5LI, 5LO, 5OT, 5RI, 5RK, 5TI, 5VI, 5VJ, 5XB, 5XF, 5XU, 5YA, 5ZA, 5ZX, 5ZZ, 7LO, 7XD, 7ZU, 8YN, 9AAP, 9AAW, 9AEG, 9AEU, 9AEY, 9AFX, 9AG, 9AIN, 9AJI, 9ALO, 9ALA, 9AMA, 9AMB, 9AMV, 9AN, 9ANF, 9ANV, 9AOU, 9APA, 9APC, 9APN, 9AQE, 9ARL, 9ARS, 9ARZ, 9ATC, 9AUL, 9AOU, 9AV, 9AWU, 9AYA, 9AYS, 9AYW, 9AZF, 9BRX, 9BBU, 9DA, 9DBS, 9DEH, 9DFA, 9DGS, 9DNC, 9DOC, 9DPE, 9DPH, 9DQE, 9DQS, 9DQG, 9DSC, 9DTK, 9DTM, 9DTU, 9DUL, 9DUP, 9DUO, 9DUX, 9DWI, 9DWM, 9EE, 9EW, 9FM, 9FZ, 9GM, 9HA, 9HE, 9HI, 9HM, 9HT, 9IC, 9JZ, 9LZ, 9MC, 9NR, 9TH, 9TI, 9TL, 9TO, 9TU, 9UU, 9VI, 9WT, 9XA, 9XM, 9XI, 9YA, 9YAC, 9YAK, 9YAE, 9YB, 9YO, 9YT, 9YW, 9YY, 9ZAA, 9ZAC, 9ZC, 9ZJ, 9ZM, 9ZU.

C.W.: 6CB, 8DE, 8DZ, 8GT, 8IQ, 8TN, 8VJ, 8VP, 8XK, 8ZG, 8ZH, 8ZK, 9AAS, 9AJA, 9AVN, 9HD, 9MM, 9QY, 9TU, 9VE, 9XM, 9ZY, 9ZB.

\$5.00—C W Inductance—\$5.00

20 TURNS—7 1/4" Dia. HARD DRAWN COPPER WIRE, BAKELITE INSULATION


A first class inductance for that new CW set. Why try to get along with a makeshift coil when you can purchase a reliable inductance for this price? Price on additional turns on application.

C W Transformers

100 Watt, \$8.00 150 Watt, \$9.50 250 Watt, \$11.00

Primary—110 Volts—60 Cycle—Filament Winding over primary—8 Volts—Center Tap. Wound on insulating tube. SECONDARY wound for—350 Volts—425 Volts—500 Volts with Center Tap. Wound on insulating tube.


Iron core cut to length but not assembled. All taps marked—coils tested. Instructions for assembling furnished. Prices on other sizes on application. Bulletins on request. All articles subject to return within 10 days if not



found satisfactory on inspection. Goods securely packed, and shipped C. O. D. unless remittance accompanies order.

M. B. TERRELL, 22 E-9th St., Holland, Mich.

Shell Type Filament Transformers



PRI. 110 VOLTS

SEC. 10 VOLTS

FOR C.W.

SECONDARY TAPPED AT CENTRE

1 or 2 50 Watt Tubes	Mounted—\$10.00
1 or 2 50 Watt Tubes	Unmounted—\$ 8.00
4 50 Watt Tubes	Mounted—\$15.00
4 50 Watt Tubes	Unmounted—\$12.50

AMATEURS :

Change over your type "R" or "RS" spark transformers to high voltage C.W. transformers.

We are prepared to furnish two secondary coils to replace the high voltage winding now on your transformer. Each coil 1500 volts.

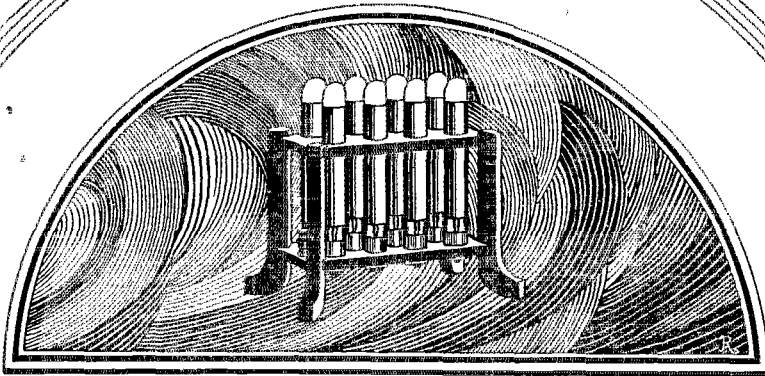
Send us your specifications.

Don't forget our popular line of spark transmitting apparatus.

Thordarson Electric Mfg. Co.

517 S. Jefferson Street.

Chicago



HAVE you seen one of these relics? It was used in 1908 for transmitting.

In the Radio world this seems like a long time ago, and yet ten years before Marconi sent his first message, the Manhattan Electrical Supply Co. was an established electrical supply house.

The foresight which placed it in this position caused us to manufacture and sell radio material; and this antiquated piece of apparatus unknown to the average amateur, was absolutely the latest design when it was placed on the market.

Then as now the newest material was added to our stock and the trade posted on new developments. With a line changing rapidly in design, this meant constantly exercising great care to prevent the accumulation of obsolete articles.

Today Manhattan is better equipped than ever. The Manual has just been revised. It is up to the minute. The stock of standard lines has been increased to the largest in the Country, and the service of our Mail-Order Department made better than ever.

Several "Broadcasting Stations" have recently been started, and probably more will be built during the coming year. This is creating a tremendous interest in radio. Many who had never thought of Wireless, have become enthusiasts. We want them as well, to know our history, service and position in the radio world. When your friends ask you where to select dependable radio equipment, tell them—

"M A N H A T T A N-RADIO HEADQUARTERS"

If you cannot personally visit one of our five stores, our Mail-Order Department will give courteous and quick service.

MANHATTAN ELECTRICAL SUPPLY CO. INC.



A National Institution



NEW YORK CITY: 17 Park Place, 110 W. 42nd St., 127 W. 125th St.
ST. LOUIS: 1106 Pine St. CHICAGO: 114 South Wells St.



S.O.S. to Santa Claus

Tell Old Nick you want a Brandes Headset.

Whether you are an amateur or a regular operator, you'll slap yourself on the back if you get a Brandes Headset—the wonderful MATCHED-TONE Receivers.


Brandes Headsets "get everything"; under all conditions; often when others fail. Give yourself the best. Send 5c for catalog F—now, in time to get ahead of the Christmas rush.

Dealers: WRITE FOR OUR PROPOSITION

C. BRANDES, INC., Room 821, 32 Union Sq.
NEW YORK CITY



BRANDES Matched-Tone HEADSETS



Phenomenal Wavemeter Bargain

ABSOLUTELY UNUSED Navy Type S E 965. Range 50 to 750 Meters.

CALIBRATION—Each meter calibrated individually, three wave length and one capacity curve, also direct reading scales with automatic pointer.

INDICATORS—Glow lamp with booster battery device. Also silicon-arsenic detector.

CASE—Beautifully made and polished—felt lined and equipped with removable lid. 10" x 9" x 9"—weight 13 lbs.


CONDENSERS—Balanced plate .00007 to .00065. Terminals brought out to binding posts.

A high grade instrument in every respect. Never put into service account wave length range being too low for Navy service, tho ideal for amateur work.

\$30.00 WHILE SUPPLY LASTS

RADIO INSTRUMENT COMPANY

Hutchins Building, 10th & D, N.W., Washington, D. C.



Photograph two-thirds actual size, of "TUNIT", the sensational new short-wave tuning attachment, which mounts readily into our standard Honeycomb triple coil mounting.

160 to 600 Meters---1 UNIT

THE SORSINC "TUNIT," when attached to your Honeycomb coil set, duplicates the performance of the most expensive short wave sets, on 160 to 600 meters, at a price any amateur can afford. It consists of a stationary coil and two rotors. Black metal dials and moulded knobs are used. In fact, every essential is provided in

highest quality and workmanship to give you best value per dollar! Use the SORSINC "TUNIT" in your present standard triple coil mounting. "TUNIT" will be on the market in December. Examine it at your dealers' or at any of the SORSINC Branch Stores listed below.

PRICE \$15.00

SHIP OWNERS RADIO SERVICE, Inc.

"The Largest Radio Chain Store System in the World."

80 Washington Street,

New York City

Branch Office Stores:


Branch Offices:

NEW ORLEANS, 710 Maison Blanche Annex
 BALTIMORE, 403 Lobe Bldg.
 NORFOLK, 26 Haddington Bldg.
 SAVANNAH, 230 Broughton St., East
 PHILADELPHIA, 2006 Columbia Ave.
 PORTLAND, Ore., 622 Worcester Bldg.
 HONOLULU, 408 Boston Bldg.

BOSTON, 175 Commercial St.
 SAN FRANCISCO, 24 California St.
 SEATTLE, 215 James St.
 LONDON, 15 City Chambers,
 65 Fenchurch St., E. C.



Standard



Unwired \$47

Wire Your Own at a Big Saving

There are two parts to the assembly of radio instruments — the actual panel drilling, mounting, etc. which is essentially machine work; and the wiring, which is hand work.

The Standard Assembling Co. does all the machine work, with the proper equipment, and leaves you to do the hand work yourself. Because wiring is hand work, it is really the most expensive part of the assembly. At the same time, you can do it as well as it can be done at the factory, and you probably have your own ideas about wiring anyway.

Only by buying "Standard" instru-

ments can you get the appearance and results of high-grade assembled apparatus, and at the same time save an important part of the cost.

The tuner shown above is an example of the quality apparatus offered under the Standard plan. It will be shipped to any part of the U.S. on receipt of one-third the purchase price. Examine it carefully. If you are satisfied that it is the best radio buy you ever made, remit the balance. If not, return the instrument for refund. Could we make a fairer offer? Then take this opportunity to try the "Standard" plan!

Or, send stamp for literature describing the entire line.

Standard Assembling Company

19 BRIDGE ST.,

Dept. Q-1.

NEW YORK

MR. AMATEUR—

Do you want the inside dope on GUARANTEED EQUIPMENT at ROCK BOTTOM PRICES? Write for our Bulletins and let SERVICE EQUIPMENT solve your problems.

Watch for our future ads to appear in this magazine.

—SERVICE RADIO EQUIPMENT—

FORMERLY

HAMMOND RADIO EQUIPMENT & SUPPLY CO.

Box 340 Central Sta.

Toledo, Ohio

ACME

C.W. APPARATUS

ONE OUT OF A THOUSAND COME BACK!

DURING all the time ACME has built C.W. apparatus, less than one instrument out of every thousand has come back for replacement, or even repairs.

*Take the uncertainty OUT of C.W.
by using ACME apparatus thruout*

Acme was the first to prepare for C.W. Years ago we began to develop an Acme instrument to anticipate C.W. need. Today Acme has the most complete line of C.W. apparatus in existence. Each instrument is the fruit of

exhaustive research, and all are designed with careful reference to the others. Before you start your C.W. outfit, get the Acme bulletins. And when you *do* build use Acme apparatus throughout!

ACME APPARATUS COMPANY


194 MASSACHUSETTS AVENUE
CAMBRIDGE, 30, MASS.

Transformer and Radio Engineers and Manufacturers

Send for bulletins describing these guaranteed Acme instruments:

C. W. Power Transformers
C. W. Plate Transformers
Filament Heating Transformers
Modulation Transformers

Amplifying Transformers
Choke Coils
Amplifiers
Detectors



Chelsea Variable Condensers

(Die Cast Type)

No.	Capacity	Type	Size	Weight	Price
1	.0011m.f.	Mounted	4 $\frac{1}{2}$ x4 $\frac{1}{2}$ x3 $\frac{1}{4}$	1 $\frac{3}{4}$ lbs.	\$5.00
2	.0006m.f.	Mounted	4 $\frac{1}{2}$ x4 $\frac{1}{2}$ x2 $\frac{3}{8}$	1 $\frac{1}{4}$ lbs.	4.50
3	.0011m.f.	With Dial	4 $\frac{1}{4}$ x3x4	2 lbs.	4.75
4	.0011m.f.	Without Dial	4 $\frac{1}{4}$ x3x4	2 lbs.	4.35
5	.0006m.f.	With Dial	4 $\frac{1}{4}$ x3x3 $\frac{1}{2}$	1 $\frac{1}{2}$ lbs.	4.25
6	.0006m.f.	Without Dial	4 $\frac{1}{4}$ x3x3 $\frac{1}{2}$	1 $\frac{1}{2}$ lbs.	3.85

Top, bottom and knob are genuine bakelite, shaft of steel running in bronze bearings, adjustable tension on movable plates, large bakelite dial reading in hundredths, high capacity, amply separated and accurately spaced plates.


Unmounted types will fit any panel and are equipped with counter-weight.

Purchase from your dealer; if he does not carry it, send to us. Bulletin sent upon request.

The CHELSEA

Amplifying Transformer

is a supreme attainment in the design of Audio Frequency Transformers. It embodies the highest grade of materials obtainable and proper design, which reflects the result attained namely high amplification factor. It is unequalled either in electrical characteristics or good appearance. Price as shown \$4.50.



\$4.50

Chelsea Radio Co., 150 Fifth St., Chelsea, Mass.

THE-BLANK-RADIO-CALL-BOOK


(AMATEUR STATIONS)

A Wonderful Help to All—An Absolute Necessity for C.W. Reception

This NEW station help is printed in brilliant RED to make the call letters and column headings prominent. ON BOND PAPER which will stand repeated erasure. Can be used in connection with ANY RECEIVER. Liberal space provided for DIAL SETTINGS and other data, including notes. INDISPENSABLE—but the cost—only \$1.50. Order your copy today from your dealer or the publisher.

F. M. ENDE,

Fort Riley, Kansas



EASTERN RADIO

INSTITUTE

TEL.
BACK BAY
5 9 6 4

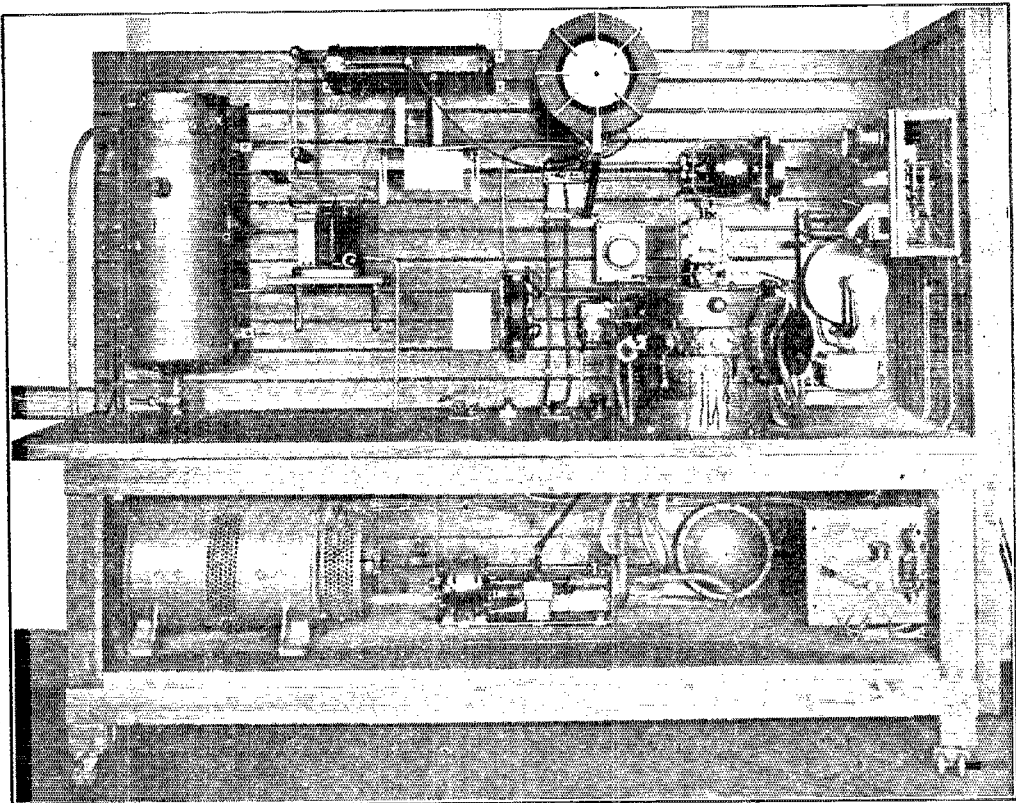
899 BOYLSTON ST.
BOSTON, MASS.



SPARK---A R C---VACUUM TUBE

The Revised Examination for Commercial Operators including ARC and VACUUM TUBES is carefully and fully covered by the Course of Instruction offered by the EASTERN RADIO INSTITUTE.

Intelligent students INSIST on being taught upon ACTUAL apparatus!



"The EASTERN RADIO INSTITUTE'S 2 K.W. 'ARC' "

The EASTERN RADIO INSTITUTE is the OLDEST, LARGEST and BEST EQUIPPED Radio school in New England. The Pioneer school that has always led the way! Ask any man in Radio—he will tell you!

New Students can begin to advantage in the Day or Evening school on any Monday. REMEMBER:—Our ORGANIZATION with YEARS OF PHENOMENAL EXPERIENCE and SUCCESS is behind every man who enrolls! Ask any man in Radio—he will tell you! OVER 4000 satisfied graduates TELL OUR STORY BEST! Why not be one? Our illustrated prospectus is free. If you cannot visit the Institute send for one.

F. D. PITTS, Director

--it's in Dallas

SOUTHWESTERNERS this Christmas should be the happiest in your Radio life. Make yourself a present of Radio this month and order it direct from us. Dallas is the hub of the Southwest, the gate to the trade of Mexico and the Latin-American countries. Naturally you will find Radio Supplies in Dallas. Let us send you our prices. Spanish correspondence invited.

AMRAD stock dealers, Adams-Morgan, Baldwins, Brandes, Burgess B Batteries fresh each month, Federal, GA-Std, any make of tubes, Magnavox, Murdock, Tresco, Westinghouse, etc., parts and raw material.

SPECIAL Sets for Ranchmen and Farmers for the reception of Time and Weather Reports by wireless telephone.

—IT'S IN DALLAS.

The Southwestern Radio Supply Co.

215 St. Paul St.,

DALLAS,

TEXAS

SEND US YOUR ORDERS FOR RADIO EQUIPMENT



Highest Quality—Lowest Price—Prompt Service

Distributors for Grebe, DeForest, Chelsea, Radio Corporation of America, Murdock, Signal, Magnavox and other highest grade Radio Apparatus. All sizes of Radiotron Vacuum tubes always in stock.

Get the new *Grebe Regenerative Receiver CR-9*—the ideal equipment for C-W and radiophone reception. 150-3,000 meter wave length—all the latest Grebe features including moulded vario-meters, rubber-tired verniers, etc. The final word in simplicity of operation.

Send for "Radio Corporation of America C.W. Booklet" giving expert information and diagrams for Amateurs. We carry complete line of C.W. transmitting apparatus and accessories listed. **25c**
Booklet mailed, postpaid for

Mail orders promptly filled. Dealers,—Write for discount.

DOUBLEDAY-HILL ELECTRIC CO.

715 12th St., N. W., Washington, D. C., Radio Dept.—Desk A. 719-21 Liberty Ave., Pittsburgh, Pa.

HOOK'ER TO YER BULB—TUNERS

A full page ad. could not do justice to our line of C.W. and phone equipment shown in our new 24 page catalog. Our tuners need no advertising. 10 cents brings catalog full of phone and receiving hookups, code, and other useful information.

Tresco—Davenport, Ia.




Immediate Delivery

Altho' the first lot of Firco Plugs were manufactured in what we considered a liberal quantity, the supply was almost instantly exhausted. If you were among the hundreds who have had to wait for Firco Plugs, you will be glad to learn that your dealer can now supply you without delay.

Just press the chucks slightly outward to instantly insert or release any standard telephone cord tips. The "Bull-Dog-Grip" makes a perfect electrical connection and never lets go!

We suggest Firco "Bull-Dog-Grip" Plugs as an inexpensive, but highly appreciated Christmas remembrance to your radio friends.

Firco Plugs fit all standard jacks and cost no more than other plugs without their exclusive improvements. Type 34A, flat, \$2.00. Type 34B, round, \$2.50. (Patent applied for.)



VOCALOUD

The ideal Christmas gift. This sensational loud speaker needs no batteries, no adjustments, no extras whatever. Just hook on a Vocalooud, and get your signals QSA all over your house! Put it on your Christmas list. \$30.00 at all Firco dealers.

If there is any Firco product your dealer does not carry, send two cents for illustrated leaflet. Ask your radio dealer to show you the new Firco loose-leaf catalogue. Mailed direct for 25 cents.

John Firth & Company, Inc., 18 Broadway, N. Y.




- Firco Audion Detectors and Amplifiers
- Radio Frequency Amplifiers
- High Voltage Units
- Baldwin Phones
- Firco Vocalooud
- Saco-Clad Transformer
- Firco Plug and Accessories
- Navy Standard Leyden Jars
- Kolster Decr meter
- Eldredge Meters
- Seibt Scientific Instruments

FIRCO RADIO EQUIPMENT

"Pioneers - since 1901"

A NEW CHOPPER



Designed by an expert Radio Engineer of long experience. Mechanically as perfect as skilled mechanics using precision machines can make it. Runs perfectly true and without vibration. Wheel of Bakelite. Inserts and binding posts of brass. Brushes of spring Phosphor Bronze. A high grade universal (AC or DC) 110 volt motor. Altogether a perfect little beauty.


This Chopper (or Tone Wheel) gives a very pleasing note that is much easier to pick up than straight CW. Capacity up to 100 watts. Complete with motor and base as shown \$18
 Wheel with brushes and binding posts but without motor or base\$6.50
 Give size of your motor shaft.

Patent Applied For
 A new Key. Has an Oil Cell. Extra large ($\frac{3}{8}$ inch diameter) Contact Points of Pure Silver immersed in oil thus preventing the burning of the points. Metal parts of brass nickel plated and highly polished. Steel Center Shaft. Marble Base of either Electric Blue or Avonnatto White. Size $3\frac{1}{2} \times 6 \times \frac{7}{8}$ inches. Mechanical construction the very best. Designed for heavy currents. Has been thoroly tested out by a number of Radio Engineers and pronounced the "Best Ever." Altogether the finest and most beautiful Key ever put on the market. We send with it enough oil to last at least a year.

Price \$7.50

We have been working for two years on a Rotary Spark Gap and have developed a truly Synchronous Gap that is greatly superior to anything now on the market. Almost ready now. If interested write for particulars.

ROBERTSON CLOCK AND INSTRUMENT COMPANY
 409 CONGRESS STREET, East, DETROIT, MICH.




Patent Applied For

The RHAMSTINE* VT Battery

\$300

Postage and Packing 30c.
 West of Rocky Mts. 50c.



Large size—22.5 volts—Panel equipped—Completely variable

To receive Christmas Carols at their best put a Rhamstine* VT Battery in the circuit. The quality and efficiency of this unit are not to be compared with cheaper or inferior batteries. It is made of the best material procurable and includes a bakelized panel with plated switch and binding posts.

Complete folder upon request.

Dealers wanted everywhere

MANUFACTURED BY

J. THOS. RHAMSTINE*

2152 E. LARNED STREET,

DETROIT, MICH.

STAR RADIO BULLETIN

\$11.00

This Month's Special. Audion Detector Control Cabinet, 6" wide, 8" high, 6" deep (inside measurements). Smooth running rheostat. Fada Binding Posts. Polished Condensite Panel. Ebony or Mahogany finish. These cabinets have sliding backs (our own original feature). Detector complete, less bulbs and batteries, \$11. The last word in beauty and results. Satisfaction guaranteed or money cheerfully refunded. Note: With each cabinet we will give you free, this month, one dozen Fada Binding Posts.

STAR CABINET SHOP

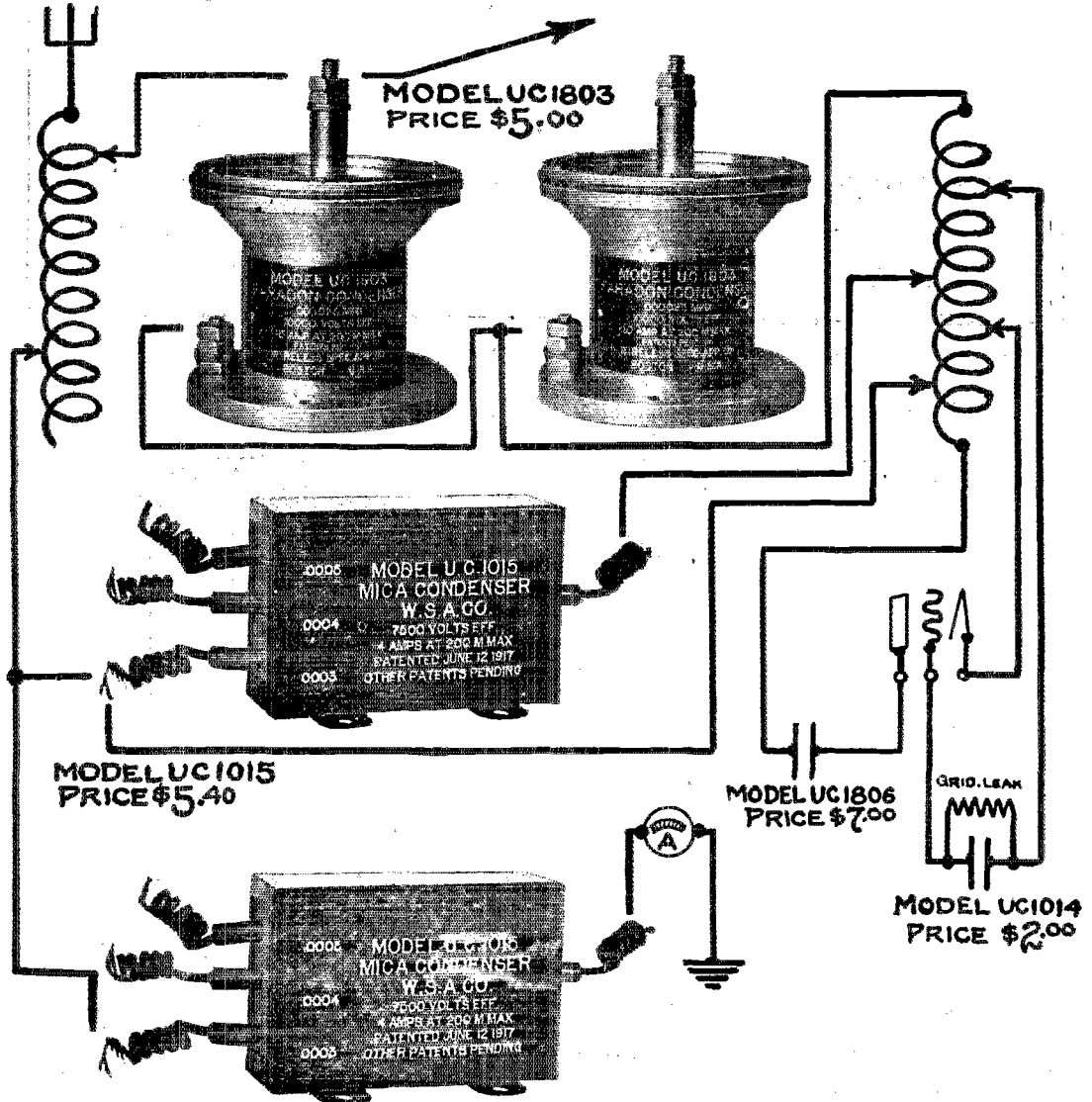
7th & Chestnut Sts., Lansdale, Pa.

Faradon

FOR SERVICE

COUPLING CONDENSER, MODEL UC 1803

Great distances can be covered by a continuous wave transmitter, if the transmitter frequency is sufficiently constant for the receiving station to hold the beat note. In the usual antenna circuits, the antenna constants are continuously changing, due to a slight antenna swing; thus, it is impossible for the receiver to hold the beat note, on amateur wavelengths. If the antenna circuit is tuned to the wave of a local tuned "reservoir" circuit, and the antenna and "reservoir" circuit, coupled very loosely by a condenser of small capacity capable of withstanding extremely high voltages, energy can be radiated at the wavelength of the "reservoir" circuit independent of the antenna swing. The Wireless Speciality Apparatus Company has developed for this purpose, a coupling condenser, Model UC 1803. For undamped telegraphy on the normal antenna, one unit will provide proper coupling. Slightly better results can be obtained on telephony, if two Model UC1803 units are parallelly connected, as shown in the below circuit. The surge voltages in a tube circuit rise to enormous values under certain adjustment conditions, but this condenser is so designed that it cannot be broken down by a surge voltage. The circuit below shows method of designed connection.



WIRELESS SPECIALITY APPARATUS COMPANY ESTABLISHED 1907 BOSTON, MASS. U. S. A.
ALWAYS MENTION QST WHEN WRITING TO ADVERTISERS

Whether You Say---

"The Darn Thing Won't Percolate"

or

"My Set Declines to Function Properly"

It Means the Same—

You Need WESRAD Service!

We Sell Apparatus — But We Give Service

Our Latest PRICE DICTIONARY Is Ready

Send For It—And Use It

"For Radio Only"

WESTERN RADIO ELECTRIC COMPANY

550 South Flower
LOS ANGELES, CALIF.

274 Twelfth St.
OAKLAND, CALIF.

RDO

Now is the time to ask—
Mother, Father or Sister,
for that long wanted Radio
Set.

We have complete receiv-
ing sets—that will give
enjoyment to every mem-
ber of the family. From
\$15.00 to \$300.00. The
New Grebe Sets are here—


CR8\$80.00
CR9130.00

KELLY & PHILLIPS

312 Flatbush Avenue,
BROOKLYN, NEW YORK

82

The "QSA" Line of Radio Equipment



COMBAT

A storage battery of superior construction. The only battery with non-corroding terminals. Write for particulars and incidentally get on our mailing list to receive our special monthly bargain lists. December's list will contain a special offer on the "COMBAT". Don't risk missing this offer but write immediately for our descriptive circular.

6 VOLT 80 A. H. "COMBAT"

This month only at\$21.00

Our catalog of "QSA" equipment sent for 10 cents
Independent Radio Supply Co.

3716 W. Douglas Blvd. Dept. H-12

CHICAGO, ILL.


"BETTER RESULTS WITH LESS EFFORT"

ALWAYS MENTION QST WHEN WRITING TO ADVERTISERS




Confucius has said =
"Only two
classes of men
never change-
the wisest of the
wise and the
dullest of the dull."
The owner of a
Grebe Receiver
will never
change it-
he is the
wisest of the wise

Doctor My



The Grebe CR-5 Receiver

PARAGON



PARAGON RADIO TELEPHONE TYPE 2-5-U
(Licensed under Armstrong Patents) (Patents Pending)

DEALERS: We have an interesting proposition to offer you. Write us.

ADAMS-MORGAN CO.,
OFFICE AND FACTORY: UPPER MONTCLAIR, N. J.


DISTANCE RECORDS

Phone: Babylon, N. Y. to Ocean City, N. J. daylight (10 A.M.)
125 miles 2 5 watt tubes.

CW and Buzzer: (1 5 watt tube)
Cedar Grove, N. J. to Savannah, Ga., Norfolk, Baltimore, Philadelphia, Indianapolis, Ft. Wayne, Peoria, Cleveland, Buffalo, Toronto, Boston, Etc.

Highly Efficient; remarkably flexible; voice, buzzer, or CW; instantaneous access to 7 wave lengths; a perfect "short haul" universal transmitter that's delightfully effective.

PRICE \$70.00



BURGESS "B" BATTERIES

(Individual cells completely insulated)

The Standard of Quality

Ask the operator who uses them

5156 (with taps) Send for Bulletin No. 18 for prices and complete descriptions

BURGESS BATTERY COMPANY

HARRIS TRUST BLDG.,

CHICAGO


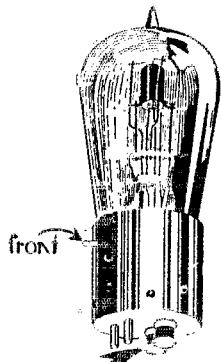
CANADIAN AMATEURS!

Send ten cents for our big illustrated catalogue and a copy of Canada's First All-Radio Magazine

**CANADIAN
— WIRELESS**

SCIENTIFIC EXPERIMENTER LIMITED
33 McGill College Avenue, Montreal, P. Q.

Let Your Set Know It Is Christmas!



Stop Replacing Burnt-out Bulbs

You can be sure that your new tube will not accidentally burn out if it is protected with the

RADECO SAFETY FUSE

(Pat. Pending)

Carrying
Capacity
1, 1½, 1¾, 2,
2½ and 3
amp. Size ¼
inch over all.

Slips directly on filament terminals of any standard bulb, and can be used in any standard socket. This tiny fuse "absorbs" destructive high amperage before it can reach and destroy the delicate filaments. Your new bulb needs RADECO protection.

RADECO Safety Fuses are equally valuable in all CW work preventing injury to meters resulting from shorts. Send today cash, money order or certified check.

4 For
\$1

ORDER BY MAIL

Control For Tubes

Paragon Rheostat
For Back or Front of Panel
mounting. 6 ohms. \$1.50
1½ amps. 1½" dia.

"VT" Sockets
Heavy moulded base and
polished nickel brass shell,
with concealed connectors
and sure lock con- \$1.00
tacts

Amplifier Coils
The transformer is of the
shell type embodying a mini-
mum of flux leakage, and
hence a negligible effect
upon the surrounding air-
ing and apparatus. This
feature enables a number
of stages of amplification
to be arranged in close
proximity without \$4.50
the customer's choice

44V. Variable "B" Battery
\$3.60

Include postage on 4 lbs.
Complete in handy wooden
case and adjustable phos-
phor bronze "jiffy" con-
nectors. Better than block
batteries—if one 4.4V. unit
weakens prematurely, it can
be removed and replaced—
thereby not impair- \$3.60
ing total voltage

A
Few
Presents
Your
Set
May
Need



Order
From
Any
Standard
Catalog

50 CENTS

ALLOWED ON YOUR OLD

VACUUM TUBE

For demonstrating purposes
in connection with our fam-
ous RADECO Safety Fuse,
we need a number of burnt
out tubes.

In order to get these tubes
immediately we offer for a
limited time, a cash allow-
ance of 50 cents on the pur-
chase price of any standard
tube you buy from us. Or-
der from price list of any
standard catalog.

CAUTION! Pack tubes care-
fully. No allowance made
on tubes received with glass
broken.


You will have no more useless
tubes if your new one is pro-
tected with a RADECO Safety
Fuse.

RADIO EQUIPMENT CO.

630 Washington Street

Boston, Mass.

Using An Inefficient Condenser Is Like Carrying Water In A Sieve

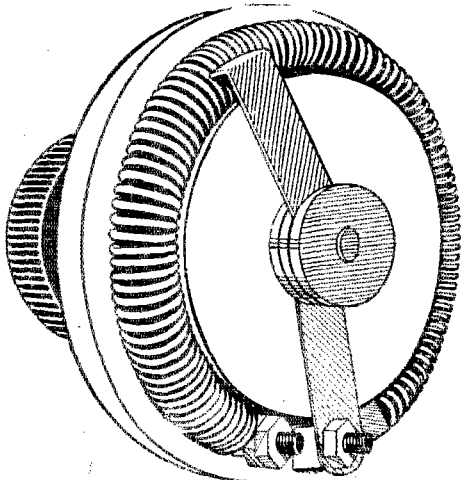


The same judgment used in the purchase of radio equipment that you use unconsciously in everyday affairs will invariably lead you to select COTOCO condensers. Users are unanimous in proclaiming them "the best."

This condenser used in conjunction with our inductance units will enable you to build a set that you will be proud to own.

If your dealer cannot supply you with our products, advise us, and send us his name.

COTO-COIL CO. 87 Willard Ave.,
Providence, R. I.



for all your V Ts--

use Shramco Reos. A type for each tube. Genuine "Nichrome" resistances, mounted on solid asbestos block. It pays to use a GOOD rheostat with your expensive tubes. Ask your dealer for Shramco Reos. **DEALERS:**

There's a good profit in handling Shramco Reos because they sell so fast. And they build up good will for you by delivering complete satisfaction. Write for liberal discounts today. Don't put it off, you may lose profits. Write today.

Shotton Radio Mfg. Co., Inc.
8 Market Street, A. Bony, N. Y.

OMAHA

Now has a good Up-to-Date stock of
WIRELESS

Apparatus and Supplies.

We are AMRAD stock dealers

also a good line of Aerial Equipment, A.A. Transformers, Brandes, Baldwin, DeForest, Federal, Firth, G. A., Murdock, Radio Corp., Remler and Thordarson Apparatus and parts.

Genuine Formica panels cut to any size @ \$2.50 per lb.


WOLFE ELECTRIC CO.

313-S. 17th St.

Phone Atlantic 1414

Type "Q" Receiver


AN IDEAL RECEIVING SET FOR LONG
AND SHORT WAVE AND RADIO
TELEPHONE RECEPTION



This set is the most flexible receiving set on the market. With the use of the various sizes of Honeycomb Coils everything in the range of radio telegraph and telephone reception from 200 to 25,000 meters is brought into your home. Consists of a three coil mounting, and three Variable Condensers of proper capacity. Tuning extremely sharp. Remler dials.

Price without Detector.....\$35.00

Duck's New Radio Catalog No. 16.



Send 12c today for copy of the greatest radio catalog ever put between the pages of two covers.

275 Pages--A Catalog DeLuxe

Never in the history of radio was such a catalog printed.

The radio data and diagrams embracing upwards of fifty pages, gives the experimenter more valuable and up-to-date information than will be found in many text books selling for \$2.00, and \$1.00 could be spent for a dozen different radio catalogs before you could gather together the comprehensive listing of worth while radio goods found in this great catalog.

A brief summary of the radio goods listed in this catalog:

The entire radio catalog of the Radio Corporation, with a wealth of scientific and technical data on C.W. transmitting sets, and all the diagrams for the assembling of these sets; the complete Remler catalog, which embraces 25 pages, the Westinghouse, Firth, Murdock, Federal, DeForest, Clapp-Eastham, Brandes, Connecticut Company, Thordarson, Turney, Magnavox Company catalogs, the best products of Adams-Morgan, Signal and countless other manufacturers, including our own complete line of radio apparatus, and many individual items and parts used in radio work today.


Send only 12c for copy of this wonderful catalog. You will need no other when you have Duck's, and you cannot find in all others combined what you will find in Duck's Wonder Catalog.

The William B. Duck Company

243-245 Superior Street

Toledo, Ohio

ASSEMBLE YOUR RADIO



Buy Tuska Parts

SEND 5c FOR OUR CATALOG AND
BULLETIN Nr. 1.

2 Tuska Variometers.....	\$12.50
2 Tuska Dials	3.30
1 Tuska Variocoupler.....	7.50
1 Drilled and Engraved Panel..	5.00
2 Pair Brackets.....	.70
1 Switch.....	.35
6 Switch Points.....	.35
6 Binding Posts.....	.72
10 Feet Connecting Wire.....	.08
Total	\$30.50
SPECIAL PRICE	\$27.50




Type 223 PRICE \$27.50

The C. D. Tuska Company,

261 High Street,

Hartford, Connecticut



WE USED OUR BEAN

In Designing

THE PARKIN DIAL TYPE RHEOSTAT (Pat. pending) and by mounting the resistance element in a circular groove in the back of a 3" molded Bakelite dial eliminated one part and saved you the cost of a dial. The groove being recessed, allows the dial to clear the panel by the usual distance of $\frac{1}{8}$ ". An off position is provided and a stop on the dial engages the stationary contact at the extreme positions. The 360 degree rotation insures fine adjustment. A brass bearing insures a true running dial and smooth action.

All figures and graduations are filled with brilliant white enamel. All brass parts nickel plated. Bakelite knob.

Resistance is 5 ohms, carrying capacity 2 amps.

No. 77 Parkin Dial Type Rheostat Postpaid \$1.75
FOR SALE BY ALL LEADING DEALERS

Send for free catalog No. 4 describing our complete line.

DEALERS: Write for proposition.

PARKIN MFG. CO., San Rafael, Calif.

DEALERS AND RADIO CITIZENS

Order Your Needs From Our

LARGE AND COMPLETE ASSORTED STOCK

PARTS OF ALL KINDS

COMPLETE SETS

LARGEST STOCK RADIOTRONS AND KENOTRONS IN U. S. A.

ALL TUBES SHIPPED PREPAID

Write for our new price list No. 100-T



LUDWIG HOMMEL & CO.

530-534 Fernando St.,
PITTSBURGH, PA.


WM. J. MURDOCK CO.



CHELSEA, MASS.

MADE BY MURDOCK

REAL RADIO RECEIVERS



MURDOCK No. 56

DOUBLE SET

2000 OHM

3000 OHM

5.00

6.00

RELIABLE SERVICE—UNEQUALED VALUES

GUARANTEED TO SATISFY

MADE BY MURDOCK VARIABLE CONDENSERS PANEL TYPE

43 PLATE

23 PLATE


.001 Mfd.

.0005 Mfd.

- | | |
|------------------|------------------|
| #3660.....\$4.00 | #3680.....\$3.25 |
| #3661.....\$4.25 | #3681.....\$3.50 |
| #3662.....\$5.00 | #3682.....\$4.25 |

FRONT MOUNTING TYPE

- | | |
|-----------------|-----------------|
| #366.....\$4.75 | #368.....\$4.00 |
| #367.....\$4.50 | |



No. 8662

Bulletin of other Murdock Radio Apparatus on request.

WM. J. MURDOCK CO. 65 Carter St., Chelsea, Mass.

509 MISSION ST., SAN FRANCISCO, CAL.

ALWAYS MENTION QST WHEN WRITING TO ADVERTISERS

D ID you receive your copy of our new catalog? We list and illustrate practically everything in Radio that is worthwhile, and sell everything from a Formica or Bakelite panel (cut to your exact measure) to the largest transmitting set. Our mail order department makes shipment the day we receive your order. We are distributors for Radio Corp., Grebe, Westinghouse, Jewell meters, Tuska, Amrad, Acme, Burgess, Ever-Ready, Chelsea, Murdock, Baldwin, Remler, Con. Call Book, Formica, Pacent, Federal, Firth, Crosley, Signal, General Radio, Wireless Press, Electrose, Omnigraph, Connecticut, A.P., General Apparatus, Paragon, Fada, Rhamstine, Magnavox, Hipco, Eby, Electric Specialty, and many others.


LARGEST STOCK IN U.S.A.

DETROIT ELECTRIC CO.

434 SHELBY ST., Dept. M.O., DETROIT, MICH.

F-F SYNCHRONOUS GAP BALL BEARING MOTOR

The MOTOR that has Made a Name for Itself. Distinguishes Your Station, by Getting Those Peaks that Put Snap into Your Transmission. Far Greater Efficiency with Less Strain on Condenser.




Here It is. The Complete MOTOR. Self-Excited, Ball-Bearing for Continuous Service. Hook-Up Your Own Gap. Speed 1800 R.P.M. Shaft $\frac{3}{4}$ Inch Diameter. Extends 4 Inches. Ready for Attaching any Make or Arrangement of Gap. $\frac{1}{4}$ H.P. Frame, 110 Volt, 60 Cycle, \$34.00 f.o.b. Cleveland, Ohio. Shipping Weight 25 Pounds. Order from Your Dealer or Send Check for Prompt Express Shipment. If via Parcel Post have Remittance include Postage and Insurance charges. Or have us Ship C.O.D. Other voltages and frequencies at slight additional cost. Also larger sizes. Order Now or Write Immediately for SYNCHRONOUS MOTOR Bulletin 311

The France Mfg. Co. OFFICES & WORKS
CLEVELAND, OHIO, U.S.A.
 Canadian Representative: Battery Service & Sales Co. Hamilton, Ontario, Can.

TUSKA C.W. Transformer

Price, Mounted \$15



Price, Unmounted \$12

SPECIFICATIONS

- Capacity—100 watts
- Input—110 or 220 volts
- Secondary—Two 750 volt windings
- Filament Two 7.5 volt windings
- Core—Shell Type
- PRICE MOUNTED \$15.00
- PRICE UNMOUNTED 12.00

THE C. D. TUSKA COMPANY
 261 High Street, Hartford, Conn.

FROM COAST TO COAST

A CHAIN OF CW STATIONS

WILL ULTIMATELY CARRY ON THE RELAY WORK

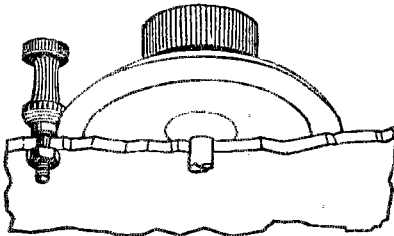
Efficiency on low wave lengths is what is demanded in relay work. It has been demonstrated that CW works better under adverse conditions than spark transmission. DX C.W. stations are now piling up long distance records that were undreamed of in the days of spark. A new era is here in amateur work,—the C.W. era.

Now is the time to install that new C.W. set. The good operating months are here, everybody is "on the job," and it is up to you to reach out with your signals and make new acquaintances. We will doubtless have another C.W. relay on Washington's birthday;—WILL YOU BE IN ON IT? Our C.W. stock is complete in every detail, and we can supply you with all parts, or complete transmitters from the 5 watt size to the 250 watt, for phone, ICW or CW. We are covering distances up to 1400 miles nightly at 9XAC with an output of only 110 watts. You can cover 200 to 800 with an output of 10 watts.

A complete line of Radio Corporation, DeForest, Murdock, Clapp-Eastham, Acme, Chelsea, and John Firth & Co., products are on our shelves at all times. Our complete catalog will be sent for 5c in stamps, our CW catalog for 4c, or both for 7c.

The newest addition to the K line of wireless instruments is the K Vernier Attachment, a universal type, in that it is adaptable to any style condenser and dial.

In tuning CW and radiophones, a difficulty often experienced with the standard condenser is the impossibility of securing that exact adjustment required to bring in the music clearly, and free of troublesome and disconcerting back-wave screeches. With the standard dial all these troubles are experienced time and time again. The K-35 Vernier Attachment eliminates this. After a coarse adjustment by means of the dial, the little vernier button is pressed forward, and a slight turn either way, as needed, serves to bring in a maximum signal of clearness not obtainable by the first adjustment. Actual measurements show that it will tune 10 to 15 times more accurate than a straight dial adjustment.



Pat. Applied For

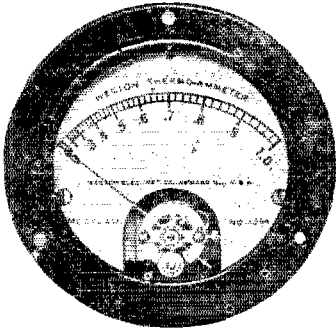
K35 Vernier Attachment45c.

UV204 250 watt power tube	110.00
Perfection Knock-Down Condensers	
11 Plate	\$1.80
21 Plate	2.25
41 Plate	3.25
Chelsea Panel Mount-43 pl.	4.75
CV1000	12.40
CV1500	14.00
CV860—90 degree type	5.25
Murdock #366	4.75
Murdock #367	4.50
Murdock #368	4.00
USC1500 DeForest Bridging	5.75
CONDENSER—FIXED	
Murdock Transmitting Sections	3.25
Thordarson Oil Condensers	25.00
UC1631—R C. filter type	1.85
UC1014-3000 volts .002	2.00
UC1808-6000 volts .002	7.00
UC568—Receiving .0005	1.35
UC570—Receiving .0025	2.00
Remler Grid Condensers	.35
RK500 Grid Mica Condensers	.30
TRANSFORMERS—C. W.	
Acme 500 watt	25.00
Acme 200 watt	16.00
Acme 50 watt	12.00
Radio Corporation—750 watt	38.50
Radio Corporation—325 watt	25.00
TRANSFORMERS—SPARK	
Acme 250 watt	16.00
Acme 500 watt	22.00
Acme 1000 watt	33.00
Thordarson Old Type—1 K.V.A.	33.00
Thordarson 1/2 K.V.A.	14.00
VACUUM VALVES	
UV200 Detector	5.00
UV201 Amplifier	6.50
UV202 5 watt power tube	8.00
UV203 50 watt power tube	30.00
UV204 250 watt power tube	110.00
ER—Detector tube	5.00
APVT—Amplifier tube	6.50
SOCKETS	
R500—DeForest Bakelite	1.25
R300—DeForest VT	1.50
R700—DeForest Gooseneck	1.75
RC Porcelain	1.00
RC Porcelain for 50 watts	2.50
Murdock Moulded	1.00
Amrad VT Sockets	.75

RHEOSTATS	
F500 DeForest	\$1.65
Murdock Reversible	1.00
Porcelain Front Mount	1.00
K31 Panel Mount	1.35
PR535 Radio Corp	3.00
PR537 Radio Corp.	10.00
"A" Potentiometer	2.00
AMPLIFYING TRANSFORMERS	
K32 Unmounted	3.75
UV712 Radio Corp.	7.00
Federal 226W	7.00
Acme Unmounted	4.00
Acme Semi Mounted	5.00
Acme Fully Mounted	7.00
Amrad Semi Mounted	5.00
KEYS	
K6 Cootie Key	3.50
#85	3.00
#51	1.80
PHONES	
Baldwin Type C	13.75
Baldwin Type E	15.00
Baldwin Type F	16.25
Brown Non-adjustable	17.00
Brown Adjustable	18.00
Brownlie Adjustable	12.50
Federal Liberties	12.50
Brandes Superior	8.00
Brandes Transatlantic	12.00
Brandes Navy Type	14.00
Murdock 56—3000	6.00
Murdock 56—2000	5.00
Murdock 55—3000	5.50
Murdock 55—2000	4.50
CRYSTAL DETECTORS	
UD101—DeForest	2.60
#324 Detector Stand—Silicon or Galena—pc	.25
REGENERATIVE SETS	
C.E. ZRF	37.50
C. E. Variometers	5.75
Murdock Variometers	7.50
T Imaco Variometers	5.00
K73—Tuner-det cto	30.00
DeForest Regenerative	42.50
INDUCTANCES—C.W.	
K75 On Bakelite Tube	9.50
Radio Corporation	11.00

KARLOWA RADIO CO. Rock Island, Illinois

Do You Know How Much Current You Are Putting Into Your Aerial ?



Weston

Model 425 Thermo-Ammeters

Flange diameter $3\frac{1}{4}$ inches
Body diameter $2\frac{1}{4}$ inches
Scale length 2.35 inches

will keep you informed of this and help you find out why your set does not give results. EVERY AMATEUR SENDING SET should be equipped with one of these Ammeters. They occupy very little space and harmonize with all other standard radio equipment. Their characteristics make them ideal for radio service. They are commercial instruments which sell at a cost very little above that of inferior imitations. The progressive amateur wants the best instruments available and will purchase Weston instruments. May we send you literature?

WESTON ELECTRICAL INSTRUMENT COMPANY
158 Weston Ave., Newark, N. J.
BRANCHES IN ALL PRINCIPAL CITIES

WE OFFER A NEW SHORT-WAVE REGENERATIVE TUNER OF SUPERIOR EFFICIENCY, PERFECT CONDITION, USED IN EXPERIMENTAL WORK, FOR FIRST REMITTANCE OF \$38.00

RADIOTRONS #200.....\$5.00	RADIOTRONS #201.....\$3.50
RADIOTRONS #202.....\$3.00	FIRCO TRANSFORMERS....\$5.00
CROSLY SOCKETS.....\$0.60	ANTI-CAPACITY SWITCHES \$2.65

OUR COMPLETE RADIO CATALOG COVERS THE ENTIRE FIELD OF RADIOPHONES, TRANSMITTERS, RECEIVERS, EQUIPMENT OF ALL KINDS, ANTENNA MATERIALS, PARTS, ETC. QUALITY AND SERVICE OF THE BEST.

CRAIG & LOUGHBOROUGH

NORWOOD (CINCINNATI) OHIO. CATALOG MAILED FOR 25 CENTS, WHICH WILL BE CREDITED ON FIRST ORDER FOR \$1.00 OR MORE. NO MORE FREE CATALOGS; THE DEMAND FOR THEM IS TOO GREAT.

AMATEURS MAKE THE BEST COMMERCIAL OPERATORS

That is the expressed opinion of the two men who do the actual hiring and firing of over two-thirds of the operators employed in the Port of New York. The radio amateur who is also a radio school graduate is rated by them as 100% better than the amateur who has had no school instruction.

Commercial companies want amateurs with good training. Why not make your hobby your profession? Graduates of our course earn good money AND EXPENSES. Courses just starting. Moderate fees.

WRITE FOR BOOKLET 150


Y. M. C. A. RADIO SCHOOL

150 East 86th Street, New York City

"Best Radio School In The East"

QUALITY **CE** SERVICE

REDUCED PRICES



C. E. Rotary Variable Condenser


43-Plate size complete \$4.75
 Without case, for panel mounting... 4.25
 17-Plate size complete 4.25
 Without case, for panel mounting 3.25
 Capacity of 43-Plate size approximates .0008 mf
 Capacity of 17-Plate size approximates .0003 mf

We are glad to announce to "QST" readers that lower manufacturing costs have enabled us to make a substantial reduction in the price of our C.E. Types 43 and 17 Rotary Variable Condensers. The new prices are quoted under the illustration at the left. Quality remains exactly the same in every detail of design, materials, workmanship, beauty of finish and dependable, efficient performance. Another example of good value in high grade wireless equipment is this C.E. Type Q.O. Amplifier Coil at \$6.50 mounted with panel, or \$4.00 without

panel. Amplifies weak signals to many times their original strength. Highly efficient with standard vacuum tube detectors. If desired two or more coils may be used with an equal number of tubes to make a multi-stage amplifier.

Remember that C.E. equipment is real, practical wireless equipment, built for the serious work of radio men.

Send 6 cents in stamps for the C.E. Catalog showing our full line of radio equipment—Hytone Transmitting Sets, Oscillation Transformer, Regenerative Receiving Sets, Radio Telephone Receiving Sets, Two Stage Amplifier, Wavemeters, Tesla Coils, Spark Dischargers, Keys, Instruments, etc., etc.



C.E. Type Q. O. Amplifying Coil
 Mounted with Panel \$6.50
 Without Panel 4.00

CLAPP-EASTHAM COMPANY

RADIO ENGINEERS *and* MANUFACTURERS

114 MAIN STREET,

CAMBRIDGE, MASS.

California Representative: Leo J. Meyberg Co., San Francisco and Los Angeles.

127-11

'Co-Operation'

Buy your radio parts and finished instruments from this association and secure prompt, satisfactory SERVICE as well as considerable money SAVING. Try us with a trial order or send stamp for detailed information. You can secure membership without cost and participate in the associations profits on any radio purchase you make.

Dept. Q-1

BALDWIN PHONES (Reduced Prices)
 Type C. small style.....\$13.75
 Type E. ultra-sensitive..... 10.00
 Type F. very small style..... 18.25

STORAGE BATTERIES.
 Marko 6 v. 20-40 ampere hour...\$14.60
 Marko 6 v. 40-60 ampere hour... 17.00
 Marko 6 v. 60-80 ampere hour... 21.50
 Marko 10 v. 60-80 ampere hour... 40.00

AMPLIFYING TRANSFORMERS.
 Federal, small compact.....\$6.75
 Radiotron, UV-112 model..... 7.00
 Saco-Clad, very small..... 5.00
 Acme, new mounting..... 5.00
 Clapp-Eastham, fully mounted..... 4.00

VACUUM TUBES.
 Radiotron UV-200 detector.....\$5.00
 Radiotron UV-201 amplifier..... 6.50
 Radiotron 5 watt power tube..... 3.00
 Moorhead Electron relay..... 5.00
 Moorhead Amplifier..... 6.50

MURDOCK CONDENSERS.
 .001 mfd. in rubber case.....\$4.75
 .001 mfd. transparent case..... 4.50
 .0005 mfd. transparent case..... 4.00
 .001 mfd. for panel mounting..... 4.00
 .0005 mfd. for panel mounting.... 3.25

Mutual Purchasers Assn.

2-4 Stone St., New York City

Hygrade Specials Save You Money

Paragon Control Panel with Radiotron Tube	\$10.50
Audiotron Tube-Two Filaments	6.50
No. 55 Murdock 2000 Ohm Wireless Head Sets	4.00
No. 56 Murdock 2000 Ohm Wireless Head Sets	4.50
No. 55 Murdock 3000 Ohm Wireless Head Sets	5.00
No. 56 Murdock 3000 Ohm Wireless Head Sets	5.50
.000 M.F. Grid Condensers	.25
.002 M.F. Phone Condensers	.25
Paragon V.T. Sockets, New Type	.90
Binding Posts Rubber Cap, per Doz.	.90
PADA Rheostat	.90
Chelsea Dial and Knob with a Paragon Rheostat	2.25
Cyclone 2 1/2 Volt Small B Battery	.98
Cyclone 2 1/2 Volt Large B Battery	1.60
45 Volt Variable B Battery	2.75
MARKO STORAGE BATTERIES	
6 Volt 40 Amp.	10.50
6 Volt 60 Amp.	14.00
6 Volt 80 Amp.	18.00
6 Volt 40 Amp. U. S. Battery	10.00
6 Volt 60 Amp. U. S. Battery	13.75
6 Volt 80 Amp. U. S. Battery	17.50

We do not charge for crating


We Guarantee Every Order Shipped Within 12 hours.

The Above Prices are F.O.B. New York.

Hygrade Electrical Supply Co.

41 West 125th Street.

New York



"B" BATTERY TROUBLES ENDED

Our STORAGE "B" BATTERIES give years of REAL service and save you REAL money in the end. One charge will last from three to six months while in the detector plate circuit and they can be recharged in about two hours. The plates cannot sulphate or buckle and are not harmed from short-circuiting, overcharging or standing idle.

Two styles are supplied, one as illustrated, with control panels allowing adjustments of 1.85 volts from fifteen volts up, and the other plain with clips for adjustment. Rectifiers for charging, chemicals and directions are included with each style. All that is needed to put the battery into service is about one quart of distilled water.

The following prices are for batteries with control panels.

24 cell 32 volts.....	\$10.00
36 cell 48 volts.....	12.00
50 cell 68 volts.....	18.00


The following prices are for plain batteries with clips for adjustment. 32 volts, \$8; 48 volts, \$10; 68 volt, \$12.

Send in your order today with the privilege of receiving money back if not satisfied after sixty days trial. Further information upon request.

KIMLEY ELECTRIC COMPANY

290 Winslow Ave.,

Buffalo, N. Y.



The New DeForest Interpanel Set is Made of

CONDENSITE

The quality of radio instruments depends essentially upon the insulation of which they are made. A concern like the DeForest Tel. & Tel. Co., who have an enviable reputation in the radio field, would not jeopardize their good will by using an inferior material. They chose Condensite, the substance that possesses all the properties essential to good electrical insulation.

Condensite-Celoron is finding innumerable applications in the radio field where high quality water proof fibre is required. It is manufactured by the Diamond State Fibre Company, Bridgeport, Montgomery County, Pennsylvania.

If you are interested in Condensite or insulation in general, we will gladly send our catalog upon request.

Condensite Company of America
Bloomfield, New Jersey

For Radio Panels

Waterproof Fibre Insulation

Hard fibre is the toughest dielectric known. Add to Diamond Hard Fibre the commanding quality of water-resistance and the combination produces Condensite Celoron—the last word in electrical insulation.

This remarkable material marks a new era in the wireless world. In addition to being waterproof, high in dielectric strength and light in weight, Condensite Celoron is insoluble, infusible and immune to the effects of climatic or atmospheric change. Read this Bureau of Standards test:

Wave Length	Approximate Frequency	Phase Difference	Dielectric Constant-K
Meters	Cycles per second	Degrees	
373	804,000	2.0	4.7
1,295	231,500	1.8	4.8
3,067	97,800	1.8	4.9

We supply Condensite Celoron in standard size sheets, rods and tubes ready for all machining purposes—for experts and amateurs. Sold by radio equipment dealers everywhere. If your dealer cannot supply you, write us.

DIAMOND STATE FIBRE COMPANY

Bridgeport (near Philadelphia) Pa.
Branch Factory and Warehouse, Chicago
Offices in principal cities.
In Canada: Diamond State Fibre Co. of
Canada, Ltd. Toronto



AMATEURS

If you want REAL RESULTS use Clapp-Eastham Variocouplers and Variometers. Maybe not so cheap in price, but the best in the long run.

Type Z.R.C. complete with knob and dial, with six taps from primary coil without switch or switch points	\$7.50
Complete with switch, switch points, and knob to match knob on dial	9.00
Type Z.R.V. Variometer with knob and dial	6.50
Without knob and dial	5.75

BETTER STILL a combination of these in the Type Z.R.F. Regenerative Receiver, a wonderful set for the price. Receives telephone as well as spark 38.00

We carry a full supply of Clapp-Eastham, Radio Corporation, Remler, Murdock and many other makes.

Write us for our special offer

WHITALL ELECTRIC COMPANY WESTERLY, R. I.



Unmounted
Variometers
and
Vario-Couplers
\$6.00 Each

Vario-Coupler
\$10.00

Variometer
\$8.50

Variometer
\$8.50

Audio Panel
\$11.00

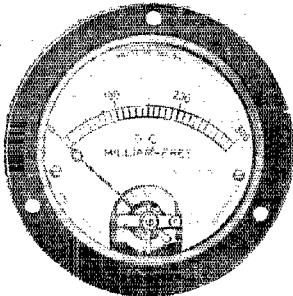
Amplifier Panel
\$20.00

These four panels form a short wave receiver of unusually high efficiency and appearance, fully described in bulletin #11. Write for it. If your dealer cannot supply you, send your order with his name.

Dealers send for trade discount.

SIMPLEX RADIO COMPANY, 1013-15 Ridge Ave., Philadelphia, Pa.

SPEAKING OF PRICES, HOW ARE THESE?



TYPE X CWM

We have been very fortunate in obtaining a large supply of meters for C-W and radio telephone sets, at a greatly reduced figure. As usual, we give the purchaser a real price.


Are manufactured by the Jewell Electrical Inst. Company and are exactly the same as furnished the government during the recent encounter. Finest sapphire bearings, ground to shape with diamond dust, are a feature.

0-100, 0-300, 0-500 Milliampere DC ... \$5.00
 0-10, 0-15 Volts AC 7.50
 0-1, 0-3, 0-5, 0-10 Radio Frequency 10.75

Although very good results are being obtained from step up transformers and some form of rectifier as a method of obtaining high voltage direct current, it is generally conceded that a motor-generator is more efficient, and less troublesome, in the long run.

The IDEAL MOTOR-GENERATORS are ring oiled and unconditionally guaranteed for a period of one year. Are rated very conservatively.

500 Volt 100 Watt.....\$60.00
 500 Volt 200 Watt..... 75.00



TYPE HSM

DEALERS WRITE

POWER TUBES

Radiotron 5 Watt.....\$7.20
 Radiotron 50 Watt.....27.00
 Radiotron 250 Watt.....99.00

TUBE ACCESSORIES

Socket for 50 Watt..... 2.75
 Socket for 5 Watt..... 1.35
 Variable Grid Leak 5000 Ohm.. 2.75
 .002 Mfd Grid Condenser..... 1.80

C-W TRANSFORMERS

Acme 50 Watt.....13.50
 Acme 200 Watt.....18.00
 Acme 500 Watt.....22.50
 Acme 150 Watt Filament Heater..14.40

MODULATING EQUIPMENT

UP-414 Transformer 6.75
 UT-1357 Magnetic Modulator...11.25
 Federal Hand Microphone..... 6.25
 J-K Hand Microphone..... 5.50
 Radio Frequency Choke..... 1.50

FILTER EQUIPMENT

Acme 500 MA Choke.....\$7.20
 Acme 150 MA Choke..... 5.40
 IDEAL 1 Mfd Condenser..... 2.00
 IDEAL 2 Mfd Condenser..... 1.50

WIMCO INDUCTANCES

25 Turn with 5 clips..... 9.00
 50 Turn with 5 clips.....10.50

C-W RHEOSTATS

7 Ampere Continuous..... 1.80
 3 Ampere Continuous..... 1.80

Z-NITH EQUIPMENT

C-W Regenerator55.00
 AGN-2 Det. Two Stage.....89.25

MOORHEAD TUBES

Electron Relay 4.50
 Amplifier-Oscillator 6.00

FORMICA PANELS

12 x 18 x $\frac{1}{16}$ 4.00
 6 x 18 x $\frac{1}{16}$ 2.25

CATALOG FREE

LISTEN FOR 9XAH

CATALOG FREE

IDEAL APPARATUS CO.,

EVANSVILLE,
INDIANA

SPECIAL PRICES

for the XMAS TRADE

Radio apparatus is a highly appreciated Xmas gift. Place your orders with us and benefit by the saving in cost. Get the same high grade equipment and more for the same money.

Every piece of apparatus we sell is "FIRST TESTED—THEN SOLD." This test by expert radio men assures you of equipment in perfect condition. Make up your list NOW.

Buy these Lines of Apparatus from Us

Remler Apparatus
Radio Corporation
Murdock Parts
Gene CR8 and CR9
Acme Apparatus
Magnavox
Baldwin Phones

Brandes Phones
Chelsea Cond. and Dials
Tuska Apparatus
L. G. S. products
DeForest Sets
Paragon Apparatus


Clapp-Eastham Supplies
Moorhead Tubes
Jewell Meters
Radisce Cells
Esco Motor Generators

RADIO CITIZENS: We allow 5 per cent. discount on orders of \$10.00 or more and pay postage in 1st and 2nd zones. Write for prices.

PEORIA RADIO SALES CO.
Dept. A., Peoria, Ill.


DEALERS: Write for our trade schedules. We represent some large manufacturers exclusively. Get our new lowest prices.

KLAUS RADIO COMPANY
Dept. 100, Eureka, Ill.




FIRST TESTED—THEN SOLD

Send for



Catalogue




Here is a catalogue you cannot afford to miss because it describes in detail the unusual mechanical and electrical features and simplicity of the complete ABC line.

Sixteen pages, clearly illustrated, in two colors. Every price quoted in this catalog represents a new low level for apparatus of recognized quality.

Send 10c for latest ABC catalog "Professional Radio Equipment at Amateur Prices." Request Catalog 12.

WIRELESS EQUIPMENT CO. Inc.
32 Austin Street, Newark, N.J.

The McTighe B BATTERY



Connect one or more units of the McTighe Storage B Battery in your circuit and know the satisfaction of using this wonderful battery. Connect the McTighe Rectifier permanently to the lighting circuit and close the charging switch when necessary.

One Rectifier will charge as many as four battery units in series on a 110 volt a.c. lighting circuit.

The McTighe Rectifier is also useful where a small chemical rectifier is desired for transmission purposes.

SATISFACTION GUARANTEED
Battery Complete 22 volt unit \$3.50
Rectifier 1.25

Postage and packing 20c extra

McTIGHE BATTERY CO.
WILKINSBURG, PA.

Boston.
Radio 1ADR—Oct. 25, '21.

Experimenters Information Service,
45 Pinehurst Avenue, New York City.

Gentlemen:—

Have recently finished my 160 to 1000 meter Improved Armstrong Regenerative Receiver built in accordance with your Blue Prints Nos. 30021, 22, 23, 24.

I believe you will be interested in the success which I have experienced in the initial tryout. On Oct. 22nd between 10:25 P.M. and 11:00 P.M. the following 600 meter stations were heard. In all instances the signal strength was remarkable. Most of them were quite easily read with the phones on the table.

GDLR WCC KIJJ WCY WLC WNY MTK MSA WSA NAH PEC
GBZW FTS KEKD KXC IEE VBG GCTN WCI NRH KEXM VBH
KDHS KDFO KOJR NBD NAJ NGE

On the following evening Oct. 23rd between 11 P.M. and midnight the following amateurs were heard between 200 and 350 meters. Second district amateurs are not listed as there were over 30.

3ZA 3KM 3ACE 3ZY 3CN 3HA 3OU 3BEA 3UQ 3AER 3BP(C)
4GL XF1 NMW 5DL 5XO 8SP 8AGK 8AYN 8AHH 8AFD 8XE
8ZZ 8BAB 8AU 9ZJ 9LQ 9AWU

The only amateurs that I have listed are those that were sufficiently loud to enable continuous reception. There were many others in the fourth and fifth district that could not be distinguished because of local and second district QRM.

The results on 600 meters are infinitely better than any observed while operating for the commercial companies and U.S.A. Transport Service where I had the opportunity for comparison of the best types of American, English and German receivers.

The results on 200 meters speak for themselves. All districts in the U.S. with the exception of 6th and 7th, were heard in one hour. I have never been able to even approximate this with the two variometer form of receiver.

The ability of your receiver to isolate and make readable distant stations through local QRM is proof of its great selectivity. This work was all done on an antenna 40' high 40' long, using standard detector and 2 stage amplifier. The receiver parts cost me \$32.00 and I feel that I could not have done better at any price.

Yours truly,
(Signed) Edwin E. Turner, Jr.

**BULLETIN F GIVING FULL PARTICULARS
OF OUR BLUE PRINTS SENT GRATIS**

BLUEPRINTS ON SALE AT ALL LEADING DEALERS INCLUDING

NEW YORK

Continental Radio & Electric Co.
Manhattan Electrical Supply Co.
Dreyfuss Sales Corp.
Am. Electro Tech. Appliance.

BOSTON

F. D. Pitts Co.
Atlantic Radio Co.
Geo. S. Saunders

NEWARK

A. H. Corwin & Co.

DETROIT

Detroit Electric Co.

PHILADELPHIA

Arrow Electric Co.
Phila. School of Wireless
Quaker Light Supply Co.

CHICAGO

Manhattan Electrical Supply Co.
Chicago Radio Apparatus Co.
Telephone Maintenance Co.
Commonwealth Edison Co.

CINCINNATI

Precision Equipment Co.

INDIANAPOLIS

Hoosier Radio Laboratory

CANADA

Scientific Experimenter, Ltd.

KANSAS CITY

Central Radio Co.
Western Radio Co.

WINNIPEG

Salton Radio Eng. Co.

OMAHA

Wolfe Elec. Co.

ROCK ISLAND

Kariowa Radio Co.

ST. PAUL

Pioneer Elec. Co.

SALT LAKE CITY

L. Cornwell
c/o Postal Tel. Co.

EXPERIMENTERS INFORMATION SERVICE, 45 Pinehurst Ave., NEW YORK CITY

Radio Supplies And Apparatus

SPECIALS!

SPECIALS!

V.T. Detector	\$5.50
V.T. Detector with Murdock 2000 ohm navy type telephones.....	10.00
One Step Amplifier.....	11.75
One Step Amplifier with Murdock 2000 ohm navy type telephones.....	16.00
Signal Superior Detector and One Step Amplifier.....	31.00
With Radiotron detector tube and amplifier tube.....	41.00
New Paragon V.T. Socket.....	1.00
Fada Rheostat with new type knob.....	1.00
Fada Power Rheostat with new type knob.....	1.35
Radio Corp. C.W. Instruction Book.....	.25

All makes of Radio Apparatus carried in stock; all parts from contact points to cabinets and Bakelite; everything for the Radio amateur. Send 10c for our new catalogue which will be credited against first two dollar purchase.
See last month's copy of QST for special prices on Magnet Wire. Aerial Wire #14, pure copper, NOW 65c per 100 feet.

DREYFUSS SALES CORP.

Wireless Amateurs Headquarters

179 Greenwich St., Near Cortlandt St.,

New York

Around the corner from the tube.

Visit our clubroom.

XMAS GREETINGS TO LONG DISTANCE AMATEURS

ACCOMPLISHED WITH

Z-NITH RADIO APPARATUS

CHARACTERISTICS OF A SHORT WAVE RECEIVER

In these days of real 200 meter transmission, a set must actually tune to below 200 meters in order to give you the results you have a right to expect.

Every Z-Nith Regenerator is individually tested with a 180 meter audion driver and each instrument must respond to that wave before it passes inspection.

You will not be taking a wrong step, by purchasing a Z-Nith Regenerator and as for testimonials there are hundreds of satisfied users. The Z-Nith Regenerator has made records in actual relay tests, and there is none better regardless of price.

SUPREMUS RADIO LABORATORY,

WEST NORWOOD, N. J.

AMATEURS WRITE FOR ATTRACTIVE CHRISTMAS OFFER

We wish all a Merry Christmas and Happy New Year

and extend our sincere thanks to those who favored us with their patronage during the year.

We have now doubled our stock. No more waiting, goods shipped same day order is received. We will answer all enquiries on radio apparatus or hook ups etc., free of charge to our customers.


SPAFFORDS

RADIO SERVICE

211 Trumbull St.,

Everything in Radio

Hartford, Conn.




"SIGNAL" Radio Apparatus Pleases Professional and Amateur —

Because it is built to the exacting requirements of the professional radio-electrician,

SIGNAL wireless products are bound to fulfill every requirement of the exacting amateur. And the name SIGNAL is the only thing to be certain of in buying!

Aerial Change-over Switch




Transmitting Side

Reduced to fewest words, the superiority of this SIGNAL Switch is due to the fact that it has the good features found in highest priced amateur change-

over switches, plus all the qualifications of the modern antenna switch. Lack of room prevents recounting these features here; one point alone should suffice, however, as an example: That is the arrangement whereby the aerial is drained of any accumulated charge, before the switch reaches receiving position. Search and you'll find this feature only in the most expensively built commercial


aerial switches. And any operator who is "wise" to the nasty kick in telephone receivers, when shifting quickly from send to receive will appreciate this SIGNAL advantage.



Receiving Side
SIGNAL advantage.

The Signal "V.T." Socket


The only vacuum tube socket on the market today that will take any of the standard four-prong tubes, either Detector, Amplifier, or Oscillator, without changing or adjusting. And this is not the only distinguishing mark of this SIGNAL socket—the others are all told in the latest SIGNAL Bulletin of High Class Wireless Apparatus, which is yours for the asking.



Write for the SIGNAL literature now—it is free. Address

SIGNAL ELECTRIC MANUFACTURING COMPANY
Menominee, Michigan

READY FOR CHRISTMAS



We are pleased to announce that our new short-wave coils are ready for distribution. They are not "freak" coils but designed upon the solid fundamentals of radio practice. They are, however, adapted for use with our standard unit mounting fixtures. With a given condenser these coils all have a greater wavelength range, than the honeycomb coils.

But most important,—note the H.F. resistance values and decrement of the three secondary coils compared with three old type honeycombs.

	External Capacity	Wave length	H.F. Resist.	Power Factor	Decrement
Old Type 25	.0001mf	147	64	.0820	.257
New Type 1s	.0004mf	244	11	.0340	.107
	.0001mf	147	12	.0154	.048
	.0004mf	273	3	.0083	.026
Old Type 50	.0001mf	283	134	.0891	.280
New Type 2a	.0004mf	475	23	.0364	.114
	.0001mf	305	26	.0160	.050
	.0004mf	588	8	.0102	.032
Old Type 100	.0001mf	540	314	.1091	.343
	.0004mf	900	40	.0334	.105
New Type 3s	.0001mf	623	77	.0212	.067
	.0004mf	1160	11	.0072	.022


Facts are facts. We place them before you to use when buying inductances. And will furnish more for the asking.

COTO-COIL CO.

87 WILLARD AVENUE,
PROVIDENCE, R. I.

10c. Charges Your Storage Battery AT HOME WITH AN F-F Booster

and your station will never be closed because of a discharged battery.



Is it not gratifying to feel that your filament battery will always be ready when you want it and that you will never have to give up in disgust when working a distant station.

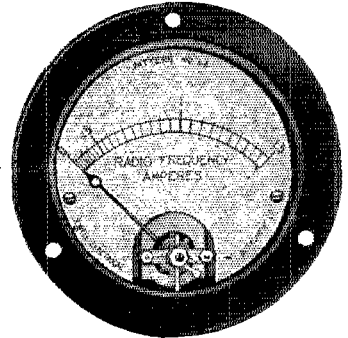
F-F Battery Boosters are automatic and operate unattended. Screw plug in lamp socket, snap clips on battery terminals and see the gravity come up.

The AMMETER shows you just the amount of current flowing. Both waves of current are rectified thru adjustable and easily renewable carbon electrodes which maintain a constant efficiency and last for thousands of hours. Everything Complete in One Compact, Self-Contained, Portable Charging Unit. F-F Boosters are Magnetic Rectifiers for 105-125 Volt 60 Cycle Alternating Current, PRE-WAR PRICES:
Bantam Type 6 charges 6 Volt Battery at 6 Amperes \$15
Bantam Type 12 charges 12 Volt Battery at 5 Amperes \$15
Type 166 Charges 6 Volt Battery at 12 Amperes \$24
Type 1612 Charges 12 Volt Battery at 7 Amperes \$24
Type 1626 Charges Both 6 and 12 Volt Batteries \$36
Shipping Weights 12 to 15 Pounds

Order from your Dealer or send check for Prompt Express Shipment. If via Parcel Post have remittance include Postage and insurance Charges. Or have us ship C.O.D. Other F-F Battery Boosters charge batteries from Farm Lighting Plants, Direct Current Circuits and D.C. Generators. For Group Charging use our Full Wave Automatic F-F Rotary Rectifier of 100 Volt, 36 cell capacity. Order Now or Write for Free BOOSTER Bulletin No. 31 or 301AH 31A

The France Mfg. Co. CLEVELAND, OHIO, U.S.A. OFFICES & WORKS

Canadian Representative: Battery Service & Sales Co. Hamilton Ontario, Can.



THERMO-COUPLE INSTRUMENTS FOR C-W

All long distance C.W. operators use thermo-couple ammeters.

Precise electrical measurements are the basis for the successful operation of any C.W. set.

Unreliable and inaccurate instruments will result in the unreliable operation of any set.

Government Bureau of Standards tests have shown Jewell thermo-couple instruments to be accurate and reliable.



PRICE \$12.00

ORDER FROM YOUR DEALER

Jewell Electrical Instrument Co.

CHICAGO

THE SUPRISE OF YOUR LIFE AWAITS YOU—



WHEN you "listen in" on a Radio Frequency Amplifier USING OUR NEW **DX RADIO FREQUENCY AMPLIFYING TRANSFORMER**

WHY?—because the DX Radio Frequency Transformer USES AN IRON CORE and is so designed that losses at low wavelengths, thru capacity effects, are NEGLIGIBLE.

The CLOSE ELECTRO MAGNETIC COUPLING between primary and secondary, made possible by the use of an iron core—together with the UNIQUE DESIGN (patent pending) which eliminates capacity effects—makes this Radio Frequency Amplifying Transformer HIGHLY EFFICIENT on Long and Short wavelengths.

Absolutely NO FORM of Radio Frequency Amplification now known, approaches this in—*Amplification combined with Dependable Operation.*

The use of "SOFT" TUBE DETECTOR gives greatest SENSITIVITY and is entirely satisfactory in operation with One, Two, or Three stages of Radio Frequency Amplification. The DX R F Transformer is suitable for use with RAC-3, Radiotron and A-P vacuum tubes.



DX Radio Frequency Amplifying Transformer.

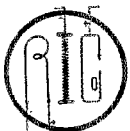
Wavelength range	PRICE
150-650	\$8.00
650-2000	8.00
2000-5000	9.00
5000-12000	9.00

Combination Mounting for RAC-3 Audion and DX R F Amplifying Transformer.
PRICE\$1.50

Standard Mounting for DX Radio Frequency Amplifying Transformer.
PRICE \$1.00

(Sheet of circuit diagrams 25c.)


SEND STAMP FOR BULLETIN NO. 10A



Radio Instrument Co.

Hutchins Bldg., 10th and D, N. W., Washington, D. C.

CINO WISHES



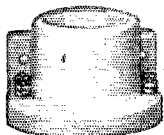
to extend to our many friends and admirers, our thanks for your support and good will during the past year, and to extend to you our sincere hopes that you may enjoy unbounded good health, happiness and prosperity, thru the coming year. May yours be the merriest of Christmases and the happiest of New Years.

Cino apparatus is going bigger than ever and here is our Yule Tide Offering:

We are GIVING AWAY ABSOLUTELY FREE to each purchaser of a CINO Tuner and Detector Control, a detector tube and "B" battery, tested with our personal OK attached to each individual shipment, the order for which is in our hands prior to midnight Jan. 15th 1922.

CINO Tuner	\$50.00	CINO Variometer parts	\$2.50
CINO Detector	18.50	CINO Variometers wound only	4.50
CINO Two Step Amp.	40.00	CINO Variometers Complete	6.00
CINO Variocoupler wound and tapt but not assembled			\$4.50
CINO Variocoupler complete			6.50
CROSLY PORCELAIN SOCKETS60

Send for parts lists of complete CINO units if you build your own



CINO RADIO MFG. COMPANY

218 West 12th Street.

CINCINNATI, OHIO.



AMATEURS, EXPERMENTERS, DEALERS

We beg to announce our appointment as distributors for
BALDWIN, BRANDES, MURDOCK, CLAPP-EASTHAM, CHELSEA,
FIRTH, A B C, DEFOREST, MARSHALL GERKEN and others
SPECIAL THIS MONTH

Bakelite Cut any size— $\frac{1}{8}$, $\frac{3}{16}$, and $\frac{1}{4}$, $1\frac{1}{2}$ c, 2c and $2\frac{1}{2}$ c per square inch.
Mail Orders Promptly Filled.

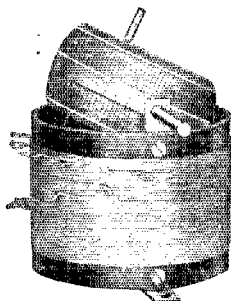
Pittsburgh Radio and Appliance Co., Inc.

112 DIAMOND STREET,

PITTSBURGH, PA.

"Pittsburgh's Radio Shop"

Exclusive 8th District Distributors for
"IDEAL" C W APPARATUS



3X

3X

We present the 3X VARIOCOUPLER as announced in the November issue of QST. It is worthy of your consideration from a stand-point of neatness, efficiency and cost. Featuring no end play, positive connections and a stop it stands supreme, yet it costs but \$4.00 postage prepaid.

We are also dealers in all standard, apparatus.

May we send you our folder, it is yours for the asking.

Illinois Radio Appliance Company

1426-E-70th Street,

Chicago, Illinois

3X

3X

Get a Real Radio Education And Step Into a Big-Pay Position

You amateurs who have started to study radio. Why not finish it? And you who know nothing of radio yet.— Have you stopped to think what a wonderful career you can have in radio communication? It is the fastest growing field in the world. Twenty years ago, radio was a scientific plaything. What do you think is going to happen within the next ten years? Why not train yourself in a professional way and cash in on some of the opportunities that are presenting themselves in the radio field? Do not let the other fellows beat you to the high-paying jobs that are within your grasp. Many thousand trained radio men will be needed next year. Prepare yourself now and step into a real radio job next spring on land or sea.

Put the Final Polish to Your Training—Do Not Stop Half Way

Many wireless amateurs do not realize the big opportunities that await them in the commercial radio field. They love the work and yet do not seem to appreciate how badly radio communication needs them. Some of them do, however. We can name twenty-five big radio men, whom you know, who have climbed to their present position by putting the final polish on their radio education. You can do the same thing. America's largest and oldest radio school is holding out its hand to you. It will help you up the last step. It will broaden you out into a professional radio man and put you in a position of a trained radio expert.


why we have backed up our wonderful fourteen copyrighted lessons with four wireless instruments that will be sent to you without charge. You learn by actual practice in your own home, or you can come to Washington if you wish and join our resident school. The Natrometer is an almost human machine that teaches you the code. You listen, the Natrometer does the rest. In Step No. 1 you learn to send correctly. In Step No. 2 you start to learn to receive correctly. In Step No. 3 the Natrometer will send to you automatically at any speed. In Step No. 4 you learn to receive from other operators with a real receiving outfit and with this practical training you receive our regular lessons and your work with them will be guided by our trained experts.

New Easy Four-Step Method of

Practical Teaching


This is the day of learning by doing. That is

Learn By Doing in Your Own Home




Instrument No. 1

The key and buzzer used in connection with our code lessons for training in transmission.




Instrument No. 2

For receiving training, the hand transmitter used in connection with the buzzer.



Instrument No. 3

The wonderful Natrometer sends to you automatically at any speed freeing both hands to copy messages.





Instrument No. 4

The beautiful portable receiver with phones with which you learn to receive other wireless operators.

Big Salary Just Ahead of You

Wireless operators receive upwards from \$110 per month and their expenses. Experts receive anywhere from \$2400 per year to \$10,000 and there is no danger of them losing their jobs, because the radio field is not overcrowded. You can make more as a wireless operator than you now earn. Then, think of the beautiful outfit you could

have in your own home! An outfit that will be the envy of all your amateur friends. Many amateurs have cashed in on the opportunities in radio. Why don't you do the same? The Oldest and Best Radio School We have trained eight thousand men since 1914. Our school is recognized by the United States Department of Commerce and it is located in Washington, the center of all radio development. Our diploma is recognized officially and you will receive extra counts in your license examination. You can have a post graduate course in our big resident school if you wish, absolutely free. There is nothing to prevent you. A few hours each week, and a few cents a day will complete your training within four months. Start now. Send for our beautiful booklet "Wireless, the Opportunity of Today." It is yours for the asking with no obligation attached.




The Oldest and Best Radio School We have trained eight

National Radio Institute
Dept. 2812 Washington, D.C.

National Radio Institute,
Dept. 2812, Washington, D. C.
Send me your free booklet, "Wireless, the Opportunity of Today." Tell me about the opportunities open in wireless, about your Institute, and about your Special Limited Offer.

Name
Address
City State
I am interested in a sea position
I am interested in a land position.

SA-RE-CO. PRODUCTS




Unit Instruments Det.\$11.00
 One Stage 16.00
 "B" Battery included
 Cabinets single 3.00
 Cabinets double 3.50

NEW UNIT INSTRUMENTS

General Arrangements; All panels uniform height and width; Insulation XX Grade Bakelite; Binding Posts in rear, so arranged that units may be connected with our special bus bars; Cabinets mahogany, quartered oak or walnut, hand rubbed with easy access to inside; Wiring No. 15 copper covered with varnished sleeving. Amplifier dimensions same as detector.

MASTER SWITCH

A switch giving great satisfaction. Use one and see the ease of changing from high to low wave or vice versa. Bakelite insulation and workmanship the best.



Combination Switch Special Price\$3.00

All Instruments Purchased Before Jan. 1, '22,
 10% Discount from List. Tubes 5%. Buy Now.

*We wish you a Merry Xmas
 and Happy New Year.*

Saginaw Radio & Electric Co.

118 SO. WATER ST., SAGINAW, MICH.

... Now on the Market ...

Radio Frequency Transformers

The answer to amateur demands is at last offered in the form of a true Radio Frequency Transformer.

A transformer of special type R.F. iron core construction. (Patent pending)

A transformer having complete shielding.

A transformer covering the amateur wave-length range efficiently.

A transformer giving maximum amplification per stage.

A transformer designed by former Government radio engineers.

Also R.F. transformers for commercial and special ranges supplied.

For information and prices address



Incorporated
 Asbury Park, New Jersey

DEALERS Write

We have an attractive proposition on:

Hipwell Refillable B Batteries

RUBBERNECK BATTERY

HYDROMETERS

and

High Grade Radio Apparatus

"You pay less and you can't buy better."

Eastern Ohio Radio Mfg. Co.

East Palestine, Ohio.

The Benwood Wireless Telephone

TWO AMPERES WITH TWO 5 WATT TUBES ON 200 METERS.

A COMPLETE RADIO TELEPHONE AT A REASONABLE PRICE.

SOLD KNOCKED DOWN WITH FULL SET INSTRUCTIONS FOR ASSEMBLING AND WIRING.

We guarantee this set to radiate at least 1½ amperes on average amateur antennae when assembled in accordance with our instructions. We also Guarantee this set to radiate 2 to 3 amperes when used with an antenna whose fundamental wave length is 225 to 300 meters.

The complete set of parts needed is listed herewith with prices applying to same. Wiring diagrams and full set of instructions accompany each outfit.

WIRELESS PHONE PARTS

2	UV 202 5 watt tubes, \$8.00 each	\$ 16.00
1	3x18 Formica panel, ¼-in. thick	3.75
2	brass panel support rods, set	1.50
2	Audion tube bases, Rhamstine, \$1.00 each	2.00
1	Filament heating transformer, variable	5.00
1	modulation trans. Acme	5.00
1	BENWOOD CW inductance	7.00
1	Federal hand transmitter	7.50
1	panel type transmitter (one needed)	5.00
1	0-2½ radiofrequency meter, Jewell	6.50
1	0-300 milliammeter, Jewell	6.50
1	21 plate panel type condenser, Chelsea	4.25
1	43 plate panel type condenser, Chelsea	4.75
1	tapped CW condenser, Dubilier	2.00
1	1300 honeycomb coil (choke)	1.00
1	Federal 1000 volt tested condenser	2.00
	Total—with panel transmitter	72.25
	Total—with hand transmitter	74.75
	Total—with both transmitters	79.75

OUTFIT COMPLETE AS LISTED ABOVE WITH ALL HOLES DRILLED IN PANEL, FULL SET OF BLUE PRINTS FOR ASSEMBLING AND WIRING AND OPERATING.


\$70.00 with panel transmitter.

\$74.00 with hand transmitter.

Outfit Complete with BENWOOD MOTOR GENERATOR AND TUBES, Boxed for Shipment.

\$155.00, F. O. B. St. Louis, Mo.

SPECIFICATIONS. MOTOR GENERATOR.



Cut shows the outfit completely assembled with 2 tubes and motor generator.

Motor—Rated at 1-3 hp., 1750 rpm, 110 volts 60 cycle induction type, exceptionally easy running. We can furnish similar motors for any current available either AC or DC.

Generator—The finest ever constructed for CW work. Rated at 200 watt capacity and will stand a 300 watt load for 15 minute intervals.

Has 82 segments in commutator, (an exclusive feature.)

Generator under actual test gives following results.

Running cold, no load	610 volts
With 50 watt load	580 volts
With 100 watt load	550 volts
With 150 watt load	530 volts
With 200 watt load	510 volts
With 250 watt load	506 volts
With 300 watt load	500 volts

We can safely say that the complete unit is in a class by itself, it is of the highest grade workmanship and material throughout.

PRICES. F. O. B. St. Louis, Mo.

Motor Generator
Complete as shown, \$85.00

Generator only, \$48.00
Motor, \$35.00


We desire to impress upon the prospective purchaser that this is a very remarkable and attractive price for this high grade equipment as no expense has been spared in design and materials used in its construction and the low price is only due to quantity production.

THE BENWOOD CO., Inc.

ST. LOUIS, MO.

ALWAYS MENTION Q S T WHEN WRITING TO ADVERTISERS

C W Transmitter and Receiver Parts



Type 156 Socket

The experimenter who has had previous experience with the assembly of receiving and transmitting sets has learned the necessity of having every unit perfect. Entirely aside from the gain in efficiency, he has found the advantage of using apparatus in which the greatest care has been given to construction details.

General Radio apparatus is designed with this end in view. A noteworthy example is the Type 156 Vacuum Tube Socket.

This socket is adapted to any of the standard American four-prong transmitting or receiving tubes. It is adapted to the Western Electric VT-2 tube, as well as the Radiotron UV-200, 201 or 202 tubes. The contact springs are sufficiently rugged to carry the filament current of the five-watt transmitting tubes without arcing.

PRICE \$1.50

This is but one example. Others are Amplifying Transformers, Modulation Transformers, Tuning Inductances, Hot Wire Meters, etc. SEND FOR FREE BULLETIN 909-Q, describing these and other instruments.

General Radio Company

MASSACHUSETTS AVENUE AND WINDSOR STREET

CAMBRIDGE, 39

MASSACHUSETTS

Standardize on General Radio Equipment Throughout.

BI-LATTICE COILS (Duo-Lateral)

For Long Distance Reception This is the Best Type of Inductance.

No. of Turns	Unmounted	Mounted		No. of Turns	Unmounted	Mounted
25	\$0.45	\$1.30	Transportation Prepaid In U. S. A. Our Products Fully Guaranteed	300	\$0.80	\$1.65
35	.45	1.30		400	.90	1.75
50	.50	1.35		500	1.00	1.85
75	.55	1.40		600	1.10	1.95
100	.60	1.45		750	1.30	2.15
150	.65	1.50		1000	1.55	2.40
200	.70	1.55		1250	1.90	2.75
250	.75	1.60		1500	2.35	3.20

Coil Plugs Complete with Fibre Strip \$0.75 each
Set of 3 Mounting Plugs to Make Triple Mounting \$3.00 per set

Send 4c for Bulletin "A" containing valuable data regarding

BI-LATTICE COILS for LONG WAVE and SINGLE LAYER COILS for SHORT WAVE RECEPTION.

P. J. STOCKWELL, Box 157-A, Reading, Massachusetts

For prompt shipments send UR orders to

"DEL FELCO"

DELANCEY FELCH & CO.

12 Meeting St., Pawtucket, R. I.

Call Radio 10J

NERECO SERVICE

At Your Service

THIS MEANS

that we design apparatus to meet your particular requirements and give you that individual attention which lends distinction. We also furnish all standard apparatus of quality.

Your inquiries will receive our prompt attention.

New England Radio Engineering Co.
380 La Grange St., Boston 32, Mass.

MEYBERG

The Largest Radio Stock on the Pacific Coast

SAN FRANCISCO

Everything the
Amateur Wants



LOS ANGELES

Send for 32-page Remler
Catalogue—just off press

Stocks Guaranteed—Prompt Service From Either Address

VACUUM TUBES

C300 Cunningham Detector.....	\$ 5.00
C301 Cunningham Amplifier.....	6.50
C302 Cunningham 5 Watt Power.....	8.00
C303 Cunningham 50 Watt Power.....	30.00
UV200 Radiotron Detector.....	5.00
UC201 Radiotron Amplifier.....	6.50
UV202 Radiotron 5 Watt Power.....	8.00
UC203 Radiotron 50 Watt Power.....	30.00
Moorhead Electron Relay.....	5.00
Moorhead VT Amplifier.....	6.50
Moorhead VT Transmitter.....	7.50
Moorhead Rectifier Tube.....	9.75

AMPLIFYING TRANSFORMERS

231A General Radio.....	\$ 5.00
226W Federal.....	7.00
A2 Acme-Unmounted.....	4.50
A2 Acme Semi-mounted.....	5.00
A2 Acme Fully mounted.....	7.00
UV712 Radiotron.....	7.00

EVEREADY BATTERIES

785 Small 22½ Volt B.....	\$ 2.50
786 Large 22½ Volt B.....	3.50
774 Variable 43 Volt B.....	5.00
746 Special 108 Volt Amp. B.....	16.50
6 Volt 40 Amp. hr. Storage.....	18.20
6 Volt 60 Amp. hr. Storage.....	20.80
6 Volt 80 Amp. hr. Storage.....	24.05

REMNER APPARATUS

Moulded Bakelite Variometers.....	\$ 6.00
503 Moulded Bakelite Variocouplers.....	5.40
100 3" Bakelite Dial and Knob.....	1.00
330 Detector Panel Moulded Bakelite.....	6.00
331 Amplifier Panel less Transformer.....	6.00
333 Amplifier Panel less Transformer.....	9.00

(with cam switch)

810 Jr. Reostat.....	1.00
94 A Battery Potentiometer Unit.....	.75
74 Knob and Lever for above.....	.45
96 Variable Grid Leak.....	.60
97 Fixed Grid Condenser.....	.35
400 3-Coil Mounting on base.....	6.50
3 Coil Mountings for Panel Mtg.	3.60

TELEPHONES

Brandes Superior.....	\$ 8.00
Brandes Trans-Atlantic.....	12.00
Brandes Navy.....	14.00
Baldwin Type C Navy.....	16.50
Baldwin Type E.....	20.00
Baldwin Type F.....	21.00
Murdock No. 55 2000 ohm.....	4.50
Murdock No. 55 3000 ohm.....	5.50

JACKS AND PLUGS

Federal 1421 open Circuit Jack.....	\$.70
Federal 1422 single Circuit Jack.....	.85
Federal 1423 double Circuit Jack.....	1.00
Federal 1435 Automatic Filament Control Jack.....	1.20

Federal 1438 Automatic Filament Control Jack.....	1.55
Western Electric Plugs.....	1.30
Federal Plugs.....	2.00
Pacent Universal.....	2.00

SOCKETS

No. 92 Remler Socket.....	\$ 1.50
No. 156 General Radio.....	1.50
No. 550 Murdock.....	1.00
No. R300 DeForest.....	1.60
De Forest Moulded Bakelite.....	1.40

VARIABLE CONDENSERS

No. 230 Wireless Shop Panel Mtg. .0005.....	\$ 3.60
No. 430 Wireless Shop Panel Mtg. .001.....	5.25
No. 630 Wireless Shop Panel Mtg. .0015.....	7.50
No. 1 Chelsea Mtd. .0011.....	5.00
No. 2 Chelsea Mtd. .0006.....	4.50
No. 3 Chelsea Unmtd. .0011.....	4.50
No. 4 Chelsea Unmtd. .0006.....	4.00

REGENERATIVE RECEIVERS

Myco D12 175 to 25000 meters Detector.....	
2-step Amp. less Coils and Tubes.....	\$165.00
CR3 Grebe Relay Special.....	68.00
CR3A Grebe Tube Control self-contained.....	47.50
CR5 Grebe 175-3000 meters tube control.....	85.00
CR6 Grebe 175-680 meters Det. 2-step.....	210.00
CR7 Grebe 5000-20000 Long wave Special.....	220.00

C. W. APPARATUS
JEWELL METERS

O-100 Milliamps Flush Mtg.	\$ 8.00
O-250 Milliamps Flush Mtg.	8.00
O-500 Milliamps Flush Mtg.	8.00
O-15 Volts Panel Mtg. back-con.....	10.00
O-500 Volt Meter.....	16.00
O-1000 Volt Meter.....	23.00
O-1500 Volt Meter.....	29.00
O-1, O-2, O-2½, O-5, Thermo coupled Radiation Meter Flush Mtd.	12.00

MOTOR GENERATORS

Westinghouse 100 Watt 110 Volt 60 cycle AC 500 Volt DC.....	\$ 80.00
Westinghouse 250 Watt 110 Volt 60 cycle AC 1000 Volt DC with 87 Volt Grid Bias Tap.....	142.50
Pacent Universal CW Condensers, any capacity.....	2.00
CW Tuning Inductance.....	8.00
Variable Grid Leak 8000 ohm.....	3.00
Wireless Shop Condenser .0008.....	9.00
231M Modulation Transformer.....	5.00
Kellogg Transmitter.....	3.50
Kellogg Transmitter, adjustable arm.....	4.75
IMF-21AA Western Electric Filter Condenser.....	2.75
Double Filter Choke.....	6.60

Send For Your Copy of New 32-Page Remler Catalogue Just off Press. DEALERS:
Our Stock Guarantees Service. Send For Special Co-operative Plan.

LEO J. MEYBERG CO.

428 Market Street
SAN FRANCISCO, CALIF.

752 South Los Angeles Street
LOS ANGELES, CALIF.

A DEPENDABLE RADIO TELEPHONE—IT WORKS!

FELIX & DIEHL'S RADIO COURSE CWC—\$10
 RADIO CORP. C.W. INDUCTANCE \$11.00 OR WIMCO C.W. INDUCTANCE, 25 TURNS, \$10.00

50 WATT TUBE R.C. GRID LEAK \$1.65. 5 WATT TUBE R.C. GRID LEAK \$1.10.

PACENT 2580 SERIES CONDENSER 5000V. \$4.50

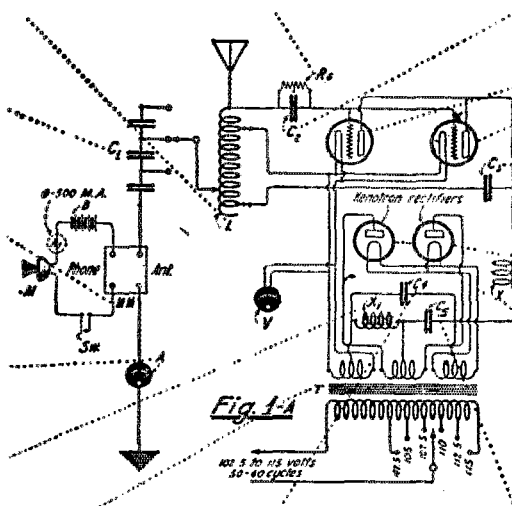
MAGNETIC MODULATOR
 UT 1643, \$9.50
 (1½-1½ AMP. CAP.)
 UT 1357, \$12.50
 (1½-3 1-3 AMP. CAP.)
 UT 1367, \$17.00
 (3½-5 AMP. CAP.)

G.R. HOT WIRE AM-METER, \$7.75.
 6-½, 0-1, 0-2½, 0-5, 0-10, SCALE READINGS.

TYPE JT THERMO-AMMETER \$12.00

6-1½, 0-5, 0-5, & 0-10 AMP. RANGES.

FEDERAL 800 M.A. CHOKE COIL \$7.50



SOMERVILLE C.W. CONDENSER, 75c. OR R.C. UC 1014 CONDENSER \$2.

RADIOTRONS UV202 \$5.00 OR UV203 \$30.00.

0-15 A.C. VOLTMETER, TYPE JX \$5.00.

SOMERVILLE C.W. CONDENSER, 75c. OR R.C. UC 1014 CONDENSER \$2.

KENOTRON RECTIFIERS UV216 \$7.50. UV217 \$26.50.

90 OR 260 TURNS \$30 WIRE ON TUBE 2¼" DIAMETER.

FILTER CONDENSER, IDEAL 1000V. \$2.00.

R.C.A. POWER TRANSFORMER UP1868 \$25 For 5 watt TUBES or UP1016 \$38.50. For 50 watt TUBES.

FILTER CONDENSER, IDEAL 1 MFD, \$2; OR R.C.A. COND. 750 VOLTS, \$1.85.

SOMERVILLE DIAL INDICATORS LEND DISTINCTION! NOW \$1.75—WITH 3¼" DIAL, \$1.60

RADIO CORP. & WEST-INGHOUSE SALES AGENTS

SOMERVILLE RADIO
 LABORATORY
 176-178 WASHINGTON ST., BOSTON, MASS.

GREBE & AMRAD STOCK DEALERS!

The "QSA" Line of Radio Equipment

SERVICE?—Pshaw! We could fill a page talking about it. We have, of course, the utmost confidence in our ability to live up to any promises we might make. But, since you are the judge, all we ask is an opportunity to demonstrate our ability to give you the kind of service you want. We list below, for your convenience, a representative group of radio supplies. Most of the items are just what you need to put your set in shape for real DX work. Well then, send your order in at once and give us the chance to prove ourselves. We will appreciate it.


- Radiotron U.V.200 detector \$5.00
 - Radiotron U.V.201 Amplifier 6.50
 - Radiotron U.V.202 5 watt transmitter 3.00
 - U.V.712 Intertube Transformer 7.00
 - *Fada detector comp. with crystal 2.25
 - Acme 1K.W. Spark Transformer .. 28.00
 - Acme Amplifying Transformer 5.00
 - Brandes Navy Type Phones 14.00
 - *FADA Panel Mounting Rheostat .. 1.00
 - PR-536 "A" Battery Potentiometer 2.00
 - 45V. B Battery special at 1.85
- *These are listed at the new reduced price. Of course we handle many more items than listed here, but that is why we have a

CATALOG

Sent for 10 cents which amount will be refunded on initial purchase amounting to \$1.00. Send for it TODAY.

Independent Radio Supply Co.
 3716 W. Douglas Blvd. Dept. H-12
 CHICAGO, ILL.


"BETTER RESULTS WITH LESS EFFORT"



UNWIRED REGENERATOR

\$22.50

DETECTOR
 AND
 2 STAGE
 AMPLIFIER



With 3 Licensed Tubes Matched to Transformers \$40.00

\$25.00

These apparatus are constructed with the best materials and workmanship. They have no superior at any price. Apparatus fully guaranteed. Send for descriptive bulletin immediately.

FREDERICK WINKLER, Jr.
 304 COLUMBUS AVENUE
 New York City, N. Y.

DO YOUR CHRISTMAS SHOPPING EARLY

The Radioelectric Shop Company

RADIO  PRODUCTS

Every Article Herein Listed In Stock
Ready For Immediate Delivery

"73" AERIAL EQUIPMENT.

"73" Antenna Cable, 7 Strand #22
per 100 ft. \$0.65. Add 10c per 100 for
Postage.

"73" Antenna wire #14 hard drawn copper
per 100 ft. \$0.45
"73" Ball type Insulators (for receiving) .40
"73" 4 inch Insulators (for receiving) .45
"73" 10 inch Insulators (for sending and
receiving) .90
"73" Lead-in Insulators .50
"73" Lightning Switch 100 Amp. 600V. 7 00
Our Insulators do not pull out or turn white.

AMPLIFYING TRANSFORMERS

UV712 Radio Corporation, latest model. \$7.00
Federal, Model 226W. 7.00
General Radio #231A for Radiotrons. 5.00
Acme Type A-2 semi mounted. 5.00
J-K . 4.50
Rhamstine . 3.50

"B" BATTERIES

"Victory" 13V. Storage 2 year guarantee 3.75
"Victory" 25V. Storage 2 year guarantee 7.50
"Victory" 50V. Storage 2 year guarantee 15.00
"Victory" Rectifier for charging. 3.00
"American" #5763 small. 2.25
"American" #5766 tapped. 3.00

AMPLIFIERS

"Wimco" 2 stage Iron shielded. 50.00
"Wimco" Detector and two stage Iron
Shielded. 70.00
"Wimco" Detector Control Iron Shielded 22.50

LOUD SPEAKERS

Vocaloud Station Type. 30.00
Type R Magnavox. 45.00

PLUGS

Firco Bull Dog Grip. 2.00
Federal #15 takes tips, wire, spades, tinsel 1.75
Federal #1428. 2.00

VARIOMETERS

"73" Variometers, complete. \$5.00
Parts "73" Variometers 2.50
Tuska Variometers 6.25
Remler Variometers 6.00

KNOBS AND DIALS

Tuska, flush type 4" 1.65
Chelsea, Molded Bakelite 3 1/4" 1.00
Amrad, 90 and 180 degrees .80
"73" Navy Type, Nickel, 4" 1.25
Specify size shaft on order

Detector Tubes \$5.00, Amplifier Tubes \$6.50, 5 Watt Power Tubes \$3.00

ORDER NOW—DO NOT DELAY

Our catalog now ready. Is your name on our mailing list A card will do it.

The Radioelectric Shop Company

919 Huron Road,

Dept. Q,

Cleveland, Ohio

ORDER VIA RADIO 8BBW

SOCKETS

Chelsea . \$1.00
General Radio . 1.50
Paragon . 1.00
Murdock . 1.00
Crosley Porcelain . .80
J-K Porcelain . .80

METERS

Hickok Dynamometer type for A.C. or
D.C. . 10.50
Milliammeters any readings up to 500 MA 10.50
Voltmeters any readings up to 1000 Volts 10.50
Ammeters any readings up to 25 Amperes 10.50
Thermo Radiation Meters readings up to
15 amperes . 15.00
These instruments in moulded Condensite cases
for flush mountings.

TRANSFORMERS AND RECTIFIERS

Acme 50 watt unmounted . 12.00
Acme 50 watt mounted . 15.00
Acme 200 watt unmounted. 16.00
Acme 200 watt mounted. 20.00
Tuska 100 watt mounted. 16.50
F-F Bantam Battery Booster. 15.00

PHONES

Murdock 55's 2000 Ohms. 4.50
Murdock 56's 2000 Ohms. 5.00
Murdock 58's 3000 Ohms. 15.50
Murdock 59's 3000 Ohms. 6.50
Federal 2200 Ohms. 8.00
Federal 3200 Ohms. 10.50
Baldwin Type C 2000 Ohms. 13.75
Baldwin Type E 2000 Ohms. 15.00
Baldwin Type F 2000 Ohms. 16.25
Baldwin Type G Latest improved type 17.50
Brown Type A 4000 Ohms. 18.00
Brown Type B 8000 Ohms. 20.00


INDUCTANCES

Tuska Moulded, tapped every turn. 4.65
Tuska Moulded, tapped every third turn 4.15
Wimco 25 Turn edgewise wound for 50
watt tubes . 10.00
Wimco 50 Turns . 13.50
Tuska Moulded tube for inductance
(threaded) . 3.15

"73" PUNCTURE PROOF C.W. CONDENSERS

1 MF 1500 Volts. 4.00
2 MF 1500 Volts. 5.00
5 MF 1500 Volts. 10.00
2 MF 2500 Volts. 15.00
2 MF 4000 Volts. 23.00
5 MF 2500 Volts. 30.00
"73" Variable Grid Condenser . .65


THE WONDERFULLY PERFECTED RTS Standard Detector Panel



(Front)

Ten Points of Superiority

- 1—Silver Plated Wire
- 2—Machine Engraved Scale
- 3—Resistance, 8 Ohms
- 4—Small Wound Resistance
- 5—Grid Condenser and Leak accurate
- 6—Sure Contact Socket
- 7—Socket Used as a Standard
- 8—Decreased Resistance in Leads
- 9—Machined Letter Engraving
- 10—All Posts and Parts Perfectly Set



(Back)

5.95 Without Tube Pre-paid by Insured Parcel Post.



Write today for circular giving full details.

Install this efficient R.T.S. Panel and you possess a correctly designed Detector Panel capable of producing signal strength unequalled by any other tested in our laboratory. It is guaranteed. Write for circular.

RADIO TESTING STATION

DEPT. 3

25 STUFGES ST.,

BINGHAMTON, N. Y.




Plate Variometer **\$3.60**

Grid Variometer **\$3.60**

Vario-Coupler **\$3.00**

SPECIFICATIONS: Designed for Panel mounting. 1/4" Brass shafting used throughout. Wave length range 175-450 meters. Range may be increased to 600 by shunting secondary with special condenser. **KNOCKED DOWN SET** of parts, as shown above with windings in place, for 8.75, two variometers and one vario-coupler.

SPECIAL: Assembled detector unit on formica panel for \$4.45. Amplifier unit for \$3.20. Variometer unit, with knob and dial for \$5.60. Vario-coupler unit, with knob, dial, and switch, \$5. **ALL PANELS COPPER LINED.** (eliminating body capacity effect), and wired with #14 hard drawn copper wire. All wiring insulated with spaghetti tubing.

SHORT-WAVE REGENERATIVE TUNER. Type CRS Something New. Most selective on the market. Wave length range—180 to 350 meters—Price \$25.00.

WE PREPAY ALL SHIPMENTS. WE GUARANTEE YOUR ORDER TO BE ON ITS WAY TO YOU ONE HOUR AFTER IT IS RECEIVED BY US! Send for our bulletins. **UNEXCELLED SERVICE—Our Motto.**

CITIZEN RADIO SUPPLY CO.

P.O. BOX 155, MATTOON,

ILLINOIS

A Full Line of Radio Apparatus

We have everything you need. Below are a few items from our large stock. Watch this space for a complete stock list.

POWER TUBES

- A-P 5 watt..... \$7.50
- Cunningham C302 5 watt..... 8.00
- Cunningham C303 50 watt..... 30.00
- Cunningham C304 250 watt..... 110.00
- DeForest Singer Type 37 watt.... 24.00
- DeForest Oscillion 250 watt..... 60.00
- DeForest Oscillion 500 watt..... 75.00
- DeForest Oscillion 1000 watt..... 150.00

We have all the necessary material for CW outfits.

- 350 volt generators..... \$20.00
- 6" diam. 1/8" wall Formica Tubing
- Per ft. 2.75

Send for bargain list.

The above prices are F.O.B. St. Paul.


PIONEER ELECTRIC CO.

137 East Fifth St.,

St. Paul, Minn.

C-W C-W C-W C-W C-W C-W C-W C-W

CW Filters
 CW Plate Transformers
 CW Condensers
 CW Filament Transformers
 CW Iron Core Chokes
 CW Radio Frequency Chokes



CW Power Tubes
 CW Rectifier Tubes
 CW Sockets
 CW Rheostats
 CW Microphones
 CW Tone Arms
 CW Modulation Transformers

WIMCO CW 100 INDUCTANCE

Get the BEST CW Inductance. Real connection clips provided, no uncertain switches which short circuit turns. Entirely insulated on Formica, high conductivity copper, very efficient. Made in 25 and 50 turn sizes, priced at \$10.00 and \$13.50 respectively. Also sold in parts ready to assemble.

We distribute the only complete line of panel type meters in America—Thermometers, AC and DC Voltmeters, Ammeters and Milliammeters. You can now equip your set with a complete set of meters all alike.

Big line of high voltage generators and motor-generators reasonably priced—just what you have been looking for.

SPECIAL NOTICE

Grid coils for the above CW Inductance are now supplied so that the circuit described in July QST can be employed—and take it from us it is the REAL amateur circuit. Grid coil for the CW 100 Inductance priced at \$2.00. Ask for our new bulletin containing full dope on this circuit—try it on your own set, it's a winner.

Antenna Specials

Now is the time to remodel your antenna and we are especially prepared to supply your needs in solid copper, stranded copper and copper-weld aerial wire.

Ask about the New Air Gap Type


Antenna Insulators—wonderful for CW—priced right—positively superior to present forms and materials.

Send for special Antenna Material Bulletin or send 15c in stamps for catalog and complete literature.

8ZV WIRELESS MANUFACTURING CO. 8ZV


CANTON, OHIO

WIMCO apparatus is distributed in Canada by Ontario Radio Laboratory,
 Sault Ste. Marie, Ont.



TYPE R3
MOUNTED \$4.50


Our first transformer having a ratio of 3 to 1 has proved to be most efficient on Marconi VT's, Moorhead, Western Electric and similar tubes and will also be found desirable on the 3rd or 4th step using the UV201 tubes with our new transformer on the 1st and 2nd stage. It is known as AA Type R2.
MOUNTED \$4.25 UNMOUNTED \$3.35 SEMI-MTD. \$3.80



The "A-A" Power Tube Socket


This socket is designed for use with the UV 203 and the C 303 50 watt power tube. A well made, nice appearing socket, with insulation designed to withstand 3000 volts. Suck- et and base shell are of brass with Bakelite strips containing binding post terminals. Shipping weight, 2 pounds.
No. R-4 Power Tube Socket, price, . . . \$3.00

ALL-AMERICAN
ELECTRICAL MFRS.
1516 N. Lorel Ave., Chicago, Ill.



SEMIMOUNTED \$4.00

TYPE R3 SEMI-MOUNTED




A The "ACE" Type AVC A
ACE Regenerative Receiver ACE
E Licensed under Armstrong Patent E
#1.113.149

Complete as illustrated . . . \$56.00

This unit is admirably adapted for relay work over long ranges and combines the essential features of maximum signal amplification without distortion, maximum selectivity and the necessary flexibility which permits of rapid tuning of the various circuits. Unquestionably the ideal receiver for the Radio Amateur. We also carry in stock at all times a complete line of High Grade Radio Supplies.

Send 5cts. in stamps for catalog to Dept. D.
THE PRECISION EQUIPMENT CO.
Peebles Corner, Cincinnati, Ohio
Cable Address Radio Call
"ACE" Cincinnati 8XB

The Wild Waves Are Saying



**W
H
A
T
?**

A SURPRISE awaits you. GET STARTED in this fascinating science.

A COMPLETE receiving set composed of a LITZ WOUND TUNER, Fixed Condenser IMPROVED DETECTOR making all points of crystal accessible, CONSTANT spring TENSION, LATEST CORD TIP JACKS, all MOUNTED on a 5" GRAINED BAKELITE panel 5" x 5" equipped with lugs so more panels can be added.

Receiving set as d. scribed \$8.50. With test buzzer, battery case and push button \$10.50.

Post Paid in the U. S. A.

2000 ohm receivers \$5.00. Tested crystals \$0.25

Antenna Wire, 7 strands 222 copper 85c per ft.


Postage extra.

MOTOR GENERATORS, DYNAMOTORS and C.W. EQUIPMENT. COMPLETE RECEIVING AND TRANSMITTING SETS.

THE RAY-DI-CO ORGANIZATION
1547D N. Wells St., Chicago, Ill.



Aeriola Sr.
175 to 500 Meters



\$7500

Complete with head phones, detector tube, AB Battery and Antenna outfit.

A Dry-Cell, Short-Wave Regenerative Receiver

A Real Advance In Radio

Westinghouse engineers have developed, after months of study and research, a dry-cell, short-wave regenerative tube receiver, Aeriola, Sr.

The tube filament of Aeriola Sr. will operate on a single dry cell and only a small 20-volt B battery is needed for the plate.

Ask our nearest dealer, or our local office in any of the principal cities, for Folder F-4483.

Westinghouse Electric & Manufacturing Co.

East Pittsburgh, Pa.

Westinghouse

ATTENTION! 4th District! Do you know there is a real first class Radio Supply House Near You

WE ARE DISTRIBUTORS FOR

Acme Apparatus Co.
Nathaniel Baldwin
Chelsea Radio Co.
Formica Insulating Co.
Remler Radio Mfg. Co.
Radio Corp. of America
F. A. D. Andrea

Benwood
Chi-Rad
Hoyt Meters
Gen. Radio
A. H. Grebe
Magnavox
Me-co

Clapp-Eastham
Connecticut Tel. & Tel. Co.
Federal Tel. & Tel. Co.
Wm. J. Murdock
Electrose Mfg. Co.
C. D. Tuska
Thordarson

WE CARRY A COMPLETE LINE OF THEIR APPARATUS IN STOCK.

A Few Items From Our Catalogue.

FORMICA PANELS

6x9x $\frac{3}{16}$	\$1.00
6x12x $\frac{3}{16}$	1.35
6x18x $\frac{3}{16}$	2.00
9x12x $\frac{3}{16}$	2.00
8x18x $\frac{3}{16}$	2.75
12x18x $\frac{3}{16}$	3.85
12x24x $\frac{3}{16}$	5.35

RADIOTRON TUBES

UV200 Detector	\$5.00
UV201 Amplifier	6.50
UV202 5 watt Oscillator	8.00
UV203 50 watt Oscillator	30.00

BALDWIN PHONES

Type C Mica Diafram	13.75
Type E Mica Diafram	15.00
Type F Mica Diafram	16.25
5 watt Magnavox	45.00
100 Amp. 600V. Lightning Switch	4.00
F.A.D.A. Rheostat	1.00
F. A. D. A. Power Rheostat....	1.35
F.A.D.A. Series Parallel Switch	.75
With Switch Points	1.00
CECO $\frac{1}{8}$ x $\frac{1}{8}$ N. P. Switch Points	
Dozen35

Postage Additional. Write for Our Catalogue.

Try Our Service—Orders Shipped Same Day Received.

CARTER ELECTRIC CO.

63 PEACHTREE

RADIO DEPT

ATLANTA, GA.

WIRELESS CATALOGUE

Whether you are interested in a complete radio receiving outfit, or a half a dozen listening posts, you'll find the particular instrument, best for your needs, in Corwin's catalogue. Send 10 cents, (credited to your first order) for your copy today! Where's the nearest mailbox?

A.H. CORWIN & CO.
4 West Park St. Dept. 00.
Newark New Jersey

Radio Amateurs of COLORADO UTAH, NEBRASKA and WYOMING DO YOU KNOW

DENVER

HAS THE LARGEST WIRELESS SUPPLY STORE in the MIDDLE WEST—Everything in Radio Supplies.

We Are Distributors of
REMLER, COLIN B. KENNEDY CO.,
DeFOREST RADIO and W. J. MURDOCK
Equipment and parts.

WE MAKE IMMEDIATE DELIVERY
Start with the "interpanel" system and thus avoid discarding apparatus.

Write for our Bulletins and Price List. We will give prompt Mail Order Service by Parcel Post or Express, as requested. Our "REYNRAD" Short-wave Coils are best on the market—\$2 each

REYNOLDS RADIO CO., Inc.
613 19th St., DENVER, COL.

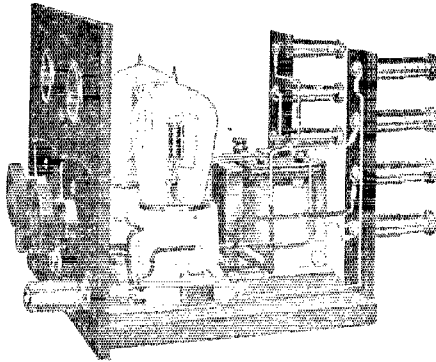
NOTICE! SOUTHERN AMATEURS! NOTICE! HOLIDAY SALE! ONE MONTH ONLY!

WE OFFER 10% REDUCTION ON OUR ENTIRE STOCK DEC. 15th TO JAN. 15th. BUY THAT NEW C-W SET AND SHORT WAVE RECEIVER NOW. WE CARRY THE MOST COMPLETE LINE IN THE SOUTH STOCKING PRACTICALLY ALL GOODS LISTED IN THIS MAGAZINE. ORDERS SHIPPED SAME DAY RECEIVED. WRITE FOR BULLETINS.

SOUTHERN RADIO SUPPLY CO.

11 N. FT. HARRISON AVE.,

CLEARWATER, FLA.



Vacuum Tube Detectors and Amplifiers

The very best that skill and experience
can produce

THE CABINETS are constructed of selected quarter sawed oak; stained inside and out; waxed and hand rubbed. **PANELS** are of grade M $\frac{1}{8}$ in. Formica, $6\frac{1}{8}$ in. high, grained finish. They are attached to draw shelf, permitting complete assembly to be instantly removed and used without cabinet, if desired. **FILAMENT CONTROL RHEOSTATS** are of approved type.

TELMACO SPECIAL BINDING POST CONSTRUCTION is used throughout, entirely eliminating all wiring from the front of the panel. **AMPLIFYING TRANSFORMERS** are of new type, designed to operate with maximum efficiency with the $6\text{X}4$ type tubes. We furnish them **FULLY MOUNTED**.


The **GRID CONDENSER** and **VARIABLE LEAK** are wired in the detector circuit, the latter on the front panel. **SOCKETS** are of high grade construction to fit tubes having standard four prong bases. **LETTERING** on panel is pantograph machine engraved and filled with best grade of white enamel.

FULL AUTOMATIC CONTROL JACKS are wired into these amplifiers. **RADIO PLUG** is furnished with the above.

TELMACO VARIOMETERS and **VARIO-COUPERS VARIOMETER**—Price without dial \$5.00
With Remler Dial—Price 6.00
VARIO-COUPLER—Price without dial ... 4.00
With Remler Dial—Price 5.00

SPECIAL BEGINNERS SET

Telmaco beginner's complete receiving outfit includes 2000 ohm double phones, detector, mineral, cond nsec, double slide tuner, 160 ft. aerial wire, insulators, and book of instructions. A first class outfit. Very popular. Price \$12.00.



PRICES

Type TD-1 Telmaco Vacuum Tube Detector Unit	\$15.00
Type TDA-1 Telmaco Detector and Single Stage Amplifier Unit	35.00
Type TA-2 Telmaco Two-Stage Amplifier ..	40.00
Type TDA-2 Telmaco Detector and Two-Stage Amplifiers	45.00

ORDER DIRECT FROM THIS AD.

Satisfaction guaranteed always or money refunded. Send for our complete catalogue "T". You'll find it interesting.

Your panels engraved with our GORTON ENGRAVER. Price 5 cents per letter. Minimum charge \$2.00.

DEALERS! We are distributors for nearly all Standard Lines. Write for our Special Proposition.


RADIO DIVISION

Telephone Maintenance Co.

17 N. LaSalle St.,

Chicago, Ill.

HORATIO A P 1 1 Step Amplifier, assembled from nationally advertised parts.



HORATIO D P 1 Detector panel, nationally advertised parts.

SPECIFICATIONS: 5" high, 4" wide. Bakelite socket. Standard size jack, fit any plug. Condensite Celoron panel, the best insulation obtainable. High quality amplifying transformer specially tested. Hard Rubber Binding Posts. Back connection for Batteries. Bus-bar wiring 3 ply maple base stained Mission style. Gorton machine engraved lettering. Price including blue print and directions. \$16.50. Add PP on 3 lbs. Plug 75c extra.

These panels are made so that no apparatus need be discarded. Just add another step when ready for it. We employ no agents. We make our price as low as consistent with the HIGH QUALITY and give you the benefit of buying direct from manufacturer to consumer. HORATIO control panel DP1 and 1 step audio frequency amplifier panel AP1 are the embodiment of 9 years of experience in radio experimentation. They have every refinement necessary for precision control of vacuum tubes. They are the only panels on the market that use plug and jack system for changing from step to step at a medium price. They are strictly quality and guaranteed to give satisfaction. Your money will be refunded without question if HORATIO panels do not please you.

We are dealers in radio equipment and carry the best products of other manufacturers. If it's QUALITY, HORATIO has it.

We carry AMRAD, ACME, ADAMS-MORGAN, BRANDES, BALDWIN, BURGESS, CLAPP-EASTHAM, CHELSEA, CHI-RAD, DEFOREST, FEDERAL, FIRTH, GREBE, GENERAL RADIO, JEWELL, MURDOCK, PACENT, RADIO CORPORATION, THORDARSON, WESTINGHOUSE, WESTON products. Ask for anything radio. We can fill your order.


THE SHOP OF NO REGRETS

HOOPESTON RADIO SHOP

513 E. Seminary Ave.,

Testing station 9A1H

Hoopeston, Illinois.



New Catalog E6 FREE

Just off the press

Keep up-to-date. Learn about all the big recent improvements in radio apparatus.

84 pages chuck full of best and biggest values of America's 51 leading manufacturers. Most complete includes everything.

Two N-S LEADERS

Red-Head Radio phones 3000 ohms, military head band with cord complete Per pair **\$8.00**

Arlington Tested Crystals: Galena or Silicon Certified super-sensitive Percrystal **25c.**

24-Hour Service

We pay all Shipping Charges

Get the latest

Don't buy 'ill you see this catalog.

Write for Big Free Catalog Today

THE NEWMAN-STERN CO.
Newman-Stern Bldg., Cleveland, Ohio

Wireless Amateurs Attention!

If you want service, order from us. We carry a large stock of High Grade Wireless Apparatus of our own and other manufacturers.

SPECIAL!

Vacuum Tube Sockets.....	\$1.25
Rheostats	1.25
22½ Volt "B" Batteries.....	1.50
Rasco Dials60
Rubber Binding Posts.....	.20
Tested Galena.....	.40
Lateral Wound Coils. All Sizes.	

Send 5c for our large illustrated catalog.

J. M. PAQUIN,

THE ELECTRICAL SHOP,

787 Queen St. West, Toronto, Ont.

—*—QST—*

We are distributors for all standard makes of Radio Apparatus and can make immediate delivery. Try our SERVICE.

A. H. Grebe & Co.
Radio Corporation
Emmer Radio Mfg. Co.
Chelsea Radio Co.
John Firth & Co.

Wm. J. Murdock & Co.
Ace Battery Corp.
Acme Apparatus Co.
Federal Tel. & Tel. Co.
DeForest Tel. & Tel. Co.

C. Brand's Co.
Klaus Radio Co.
A. & P. Radio Co.
C. D. Tuska Co.
General Radio Co.

APEX RADIO SHOP, 1105 W. 69th. St., Chicago, Ill.

COMPLIMENTS OF THE SEASON!

We wish our many friends and customers a Merry Christmas and Happy New Year and beg to offer the following suggestions to make this year a RADIO CHRISTMAS.

AMPLIFIERS

Grebe Type RORD two step amplifier and detector unit	\$75.00
Grebe Type RORL one step amplifier and detector unit	51.00
Grebe Type RORK two step amplifier with filament control jack	55.00

AMPLIFYING TRANSFORMERS

Radio Corporation Type UV712 inter-valve transformer— shielded type ...	7.00
Rhamstine amplifying transformer	3.50
Acme fully-mounted type	7.00
Acme semi-mounted type	5.00
Acme unmounted type	4.50

AERIAL WIRE

#12 Pure solid copper aerial wire 50 feet to the lb. include postage per 100 ft.	.80
#14 Pure solid copper aerial wire 80 feet to the lb. include postage per 100 ft.	.50

"B" BATTERIES

Small 22½ volt size—shelf life guarantee 8 months	1.50
Large 22½ volt size—shelf life guarantee 8 months	2.25

BINDING POSTS

#11 nickle-plated with knurled round thumb nut08
#2P double binding post nickle-plated20
#10E special finished in black10

CONDENSERS

Murdock #3662—43 plate—.001 M.F. with dial and extension handle	4.75
Murdock #3681—23 plate—.0005 M.F. with knob, pointer and extension handle	3.50
Murdock #366—43 plate with oil-proof case	4.75
Murdock #368—23 plate— for table mounting	4.00
DeForest CV-500—25 plate—.0005 M.F.—built ruggedly for C.W. work ..	4.50

GRID LEAKS

Radio Corporation UP-523 2 megohm on base	1.25
Radio Corporation UP-1719 transmitter Grid leak—5000 ohms	1.10

HOT WIRE METERS

Radio Corporation U.M.-530—O-2.5 amps.	6.00
---	------

PLUGS AND JACKS

Rhamstine Plug and jack—complete	1.50
Rhamstine Plug only75
Rhamstine jack only85
Western Electric single circuit plug and jack—used slightly	1.00

REGENERATIVE RECEIVERS

Grebe CR-3 Special—175-680 meters	65.00
Grebe CR-5 tunes from 175-3000 meters with tube control	80.00
Grebe CR-3a 175-375 meters with tube control, a complete set at	40.00
Grebe CR-8 tunes to 1000 meters—tube control	80.00

RHEOSTATS

Murdock #560 B back or front mounting	1.00
DeForest #F-500 Reversible	1.65
Mesco porcelain rheostat	1.25

SOCKETS


Rhamstine Bakelite base	1.00
Murdock #550	1.00
Amrad75
DeForest Bakelite all-over	1.25

ELECTRICAL SPECIALTY COMPANY

48-50 So. Front St.,

Columbus, Ohio

NEW THORDARSON AMPLIFYING TRANSFORMER



Price fully mounted as shown

\$4.00

Add PP on 1 lb.

Built by the world-famed transformer manufacturers and fully up to the high reputation and standard of all Thordarson products.

Outstanding Features

- 1—Eight months in building; tested and approved by Bureau of Standards.
- 2—Windings of large size *silk covered* wire, NOT enameled. No burnouts. Proper impedance secured by use of extra large core of shell type.
- 3—Ratio $3\frac{1}{2}$ to 1. Primary and Secondary wound in separate sections and placed side by side on the core, not over each other. This gives most efficient coupling with very low distributed capacity and no tendency to howl even on 6 steps.
- 4—Considering the high standing of the maker and the very moderate price this is unquestionably the best transformer "buy" on the market.

In stock for immediate delivery—orders filled in rotation—send yours today.
DEALERS:—Get our special discount on the Thordarson Amplifying Transformer—be the first in your locality to give your customers what they want. The demand will be heavy, place your order early.

Chicago Radio Apparatus Co., Inc.

Phone Harrison 1716

508 SO. DEARBORN STREET,

CHICAGO, ILL.

"Sole Chicago distributor FIRCO Radio Equipment"

NEW MOTORS FOR ALL PURPOSES—STANDARD MANUFACTURERS PROMPT DELIVERY

ALL SIZES UP TO 5 H.P.

We Specialize In Small Motors & Generators

ALL PHASES AND FREQUENCIES IN STOCK AT ALL TIMES

Largest exclusive Mail Order Small Motor dealers in the world

GRAS. R. JOHNSTON, Box 19, West End, Pittsburgh, Pa.

WIRELESS TELEPHONE GENERATORS

500 VOLT—100 WATT—3400 R.P.M.

FOR MOUNTING MOTOR GENERATOR SETS.

\$28.50 EACH

WRITE FOR CATALOG

Special

Ace "B" Batteries

—list \$1.50—

\$1.25

Postpaid

A. K. Laing Radio Co.

Pelham Manor, N. Y.

INSTEAD OF JACKS!

Our Rotary Amplifier Control Switch with Automatic Filament Control. Changes from detector to any desired stage by slight turn of knob. For detector and 1, 2 or 3 stage amplifier complete, knob with pointer and diagram. For panel mounting, size $1\frac{1}{2} \times 1\frac{1}{2} \times 2\frac{1}{2}$. Picture and further details in our folder, sent on request.

Introductory price until January 15th \$5.00
 For best results our Edgewise-wound CW Inductance, $\frac{1}{4} \times .05$ copper strip, .85 turns $5\frac{1}{2}$ " in diameter, bakelite insulation, finest workmanship, 3 insulated clips furnished. Send for photo.


Price \$9.00
 Hinge type Oscillation Transformer 1" brass ribbon, bakelite insulation, regular \$12.00.
 While they last \$6.50
 $1\frac{1}{2}$ " Navy Knobs 10-32 threaded bushing.
 With pointer 35c. Without pointer 15c.

We will quote lowest possible prices on any raw materials, parts or apparatus you may require.

STORM-LEE RADIO APPARATUS CO.
 742 Highland Ave., Newark, N. J.

120

The Victor Type 2 Pin Socket



This is the new and improved type. FUSED on each filament lead and plate with the new style mica fuse. You can't

"PUT OUT THAT LIGHT"

Approximate contact surface between tube prongs and pins $\frac{1}{4}$ " by $\frac{3}{8}$ ". Positive contact always. Yours by mail P. P. \$1.00. Pins only 10 cents each. Extra fuses 10 cents.

V. H. LAUGHTER

P. O. Box 78,

Memphis, Tenn.

ALWAYS MENTION QST WHEN WRITING TO ADVERTISERS



C. W. Oscillation Transformer, \$11.00



50-Watt Radiotron
\$30.00



5-Watt Radiotron
\$8.00

C. W. APPARATUS for the Radio Amateur

Have you received your copy of the new catalog of Amateur Radio Equipment?

The instructions given in the catalog enable the radio novice to place a Tube Transmitter into practical operation within a few hours after delivery of the equipment. Either telegraph or telephone communication can be obtained by connecting Radio Corporation sets directly to an A. C. power source.

The illustrations shown here cover a few of the Radio Corporation's C. W. accessories now available at your nearest dealer.

The Radio Corporation's C. W. Tube Transmitters consist of scientifically co-ordinated parts, which, when connected together, provide a thoroughly reliable C. W. Tube Transmitter. All uncertainty of operation is eliminated.

The demand for R. C. A. Continuous Wave Apparatus is unprecedented.

FOR RECEPTION

The two Receivers illustrated here have met with instant favor in the amateur field. The "Aeriola Junior" is the ideal set for the beginner or the novice. The type RC Receiver is pre-eminently the most suitable set for "DX" stations. Watch our advertisements for future announcements which will be of the utmost importance to radio experimenters.

If you have not already secured your copy of our combined instruction book and catalog, send 25 cents today to


Sales Division, Commercial Department, Suite 1803

Radio Corporation of America

233 Broadway, New York City



750-Watt C. W.
Power Transformer
\$38.50




750-Watt C. W.
Power Transformer
\$38.50




C. W. Transmitter
Grid Leak
\$1.10



.002 MFD—C. W.
Condenser
\$2.00



Receiver for "DX"
Work
\$125.00



"Aeriola Jr."
Receiver
\$25.00

(This advertisement reversed at advertiser's request)

604 GRAVIER STREET,
ROSE RADIO SUPPLY
 NEW ORLEANS, LA.

Acme Apparatus
 Clapp-Eastham
 DeForest
 Federal
 Remler
 Signal
 Everady
 N. Baldwin Co.
 Adams-Morgan
 Chelsea
 Magravox
 Radio Dist. Co.
 Radio Corp.
 Wm. Murdock

We have only listed a few items above, can furnish anything required for your set—we stock only high grade products.

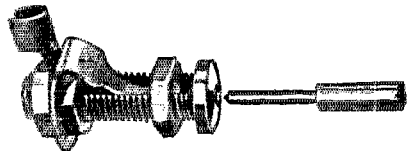
B Batteries Radisco large-tapped 22½V. 1.50	B Batteries Radisco Small 22½ V. 1.50
B Batteries Eveready large-tapped 22½V. 3.00	B Batteries Eveready Small 22½ V. 3.00
Tubes UV200 Radiotron Detector 5.00	Tubes UV201 Radiotron Amplifier 6.50
Tubes UV202 Radiotron Trans-5-watt. 8.00	Tubes UV203 Radiotron Trans. 50 watt. 30.00
Tubes C300 Cunningham Detector 5.00	Tubes C301 Cunningham Amplifier 6.50
Tubes Elictron Relay Detector 5.00	Tubes A & P Amplifier 6.50
Phones Murdock 2000-ohm 4.50	Phones Murdock 3000-ohm 5.50
Phones Brandes Superior 8.00	Phones Brandes Navy 14.00
Phones Baldwin Type C 13.75	Phones Baldwin Type E 15.00
Phones Baldwin Type F 16.25	Transformers, Federal UV712 7.00
Transformers, Acme Mounted 7.00	Transformers, Acme Semi-mtd. 4.50
Transformers, Acme Unmounted 1.00	Dial and Knob Chelsea 1.70
Corwin Dial & Knob 3" 1.00	Corwin Dial & Knob 3" 1.00
Rheostats Parkin 75	Rheostats Remler 1.50
Rheostats Remler Jr. 1.00	Rheostats Gen. Radio 2.50
Rheostats Deforest 1.50	Rheostats Paragon 1.50
Sockets Deforest 1.20	Sockets G. W. 1.50
Sockets Murdock 1.00	Sockets Paragon 1.00
<p>\$1.00 Sockets Paragon 1.50 Sockets G. W. 1.20 Sockets Deforest 1.50 Rheostats Paragon 1.50 Rheostats Deforest 2.50 Rheostats Gen. Radio 1.00 Rheostats Remler Jr. 1.50 Rheostats Remler 75 Rheostats Parkin 1.00 Corwin Dial & Knob 3" 1.00 Corwin Dial & Knob 3" 1.70 Dial and Knob Chelsea 1.00 Transformers, Acme Unmounted 4.50 Transformers, Acme Semi-mtd. 7.00 Transformers, Acme Mounted 7.00 Transformers, Federal UV712 16.25 Phones Baldwin Type F 15.00 Phones Baldwin Type E 13.75 Phones Baldwin Type C 14.00 Phones Brandes Navy 8.00 Phones Brandes Superior 5.50 Phones Murdock 3000-ohm 4.50 Phones Murdock 2000-ohm 6.50 Tubes A & P Amplifier 6.50 Tubes Elictron Relay Detector 5.00 Tubes C300 Cunningham Detector 6.50 Tubes C301 Cunningham Amplifier 30.00 Tubes UV203 Radiotron Trans. 50 watt. 8.00 Tubes UV202 Radiotron Trans-5-watt. 6.50 Tubes UV201 Radiotron Amplifier 5.00 Tubes UV200 Radiotron Detector 3.00 B Batteries Eveready large-tapped 22½V. 1.50 B Batteries Radisco large-tapped 22½V. 1.50 B Batteries Radisco Small 22½ V.</p>	

SERVICE
PROMPT DELIVERIES
LARGEST STOCK SOUTH
RADIO APPARATUS

HAVE YOU HEARD ? 3MO ?

Using one UV-202 Tube and other equipment purchased from us?
 This station has worked amateurs over 700 mil's away consistently. Record to date 850 miles.
 A stamped self-addressed envelope will bring to you a drawing of this simple and efficient circuit.
— HOWELL BROS. —
Radio Gateway to the South
602 E. Broad St., Richmond, Va.
 "Reliable Radio Equipment"

No. 122 Cord Tip Jack



Attractive proposition to dealers
 Send for Bulletin No 7
A. W. BOWMAN & CO.
 154 West Lake St., Chicago, Ill.
 Factory, Cambridge, Mass.



PANELS CUT TO ORDER --- A NEW SERVICE
 We cut panels to exact size from Bakelite 1-16 to 3/8", Formica 1-16 to 3/8", Fibre 1-16 to 1/2" thick.
 Drilling Holes up to 1/2" @ 3c each.
 Engraving—Letters or figures—5c each, 180 scale—75c each.
A NEW WIRELESS LOOSE LEAF CATALOG
 Send 10c, stamps or coin
 —100 pages all wireless sending and receiving sets.
 You get regular up-to-date radio bulletins.
The KUEBLER RADIO CO.
 Successors to
 Marshall-Gerken Co.
 Retail Dept. 132 Gibbs Bldg.
 Toledo, Ohio



Southern Radio Laboratory


Box 425 Phone 136
 Dublin, Texas
 Dear Old Man:
 I know you want to be in the DX class with us, so I'm writing to give you this tip. You drop the SOUTHERN RADIO LABORATORY at Dublin, Texas a line (or a message to their testing station 5XJ) and ask about their famous SUPER DX Equipment, they will furnish you with special instructions with their instruments that will enable you to build the right aerial, ground and to tune your set. Now hurry OM I want to see your stn in the calls heard dept. of QST.
 Your friend,
 Q. S. A. Very.



The Jun-O-Fon

VOICE

MUSIC



STRAIGHT

C.W. WORK

Radio Telephone Transmitter

Sturdiness, Completeness, Compactness and neat appearance characterize the Jun-O-Fon, giving instant appeal to discriminating users everywhere.

Complete satisfaction was expressed by the entire field during the Chicago Show, bringing to Marshall-Gerken engineers the satisfaction that comes only with real accomplishment.

Designed to work on direct current of 350 to 500 volts obtained by generator or by rectified alternating current.

Employs two standard 5 watt transmitting tubes.

After adjustments have once been made, entire power control lies in the "Microphone" jack; thus in order to transmit, you simply have to insert the "Microphone" plug.

With 350 volts potential, over an ampere can be put into the antenna.

Transmitting tests have shown an average range of 50 miles for Telephone and over 450 miles on straight C.W.

Complete in Cabinet with Blue Prints, Bulb and Power Supply

\$80.00

Jun-O-Fon is wonderful equipment for club work. Have your Dealer write for one to boost his own business as well as club work in your vicinity.


THE MARSHALL-GERKEN COMPANY

Manufacturers and Jobbers

132 RADIO BLDG.,

TOLEDO, OHIO, U. S. A.





Do You Want a First Class Commercial License?

When you decide to train for the wireless service bear in mind the fact that the *Mass. Radio and Telegraph School* has graduated more first grade and first class licensed operators during the past 11 months and has TODAY a larger enrollment than any other Radio School in New England. Send for our 44-page catalog giving full particulars to prospective students.

RADIO ENGINEERING

Classes meet each Thursday evening at 6:00 P.M.—enrollment limited. Subject: Design of Commercial Tube Transmitters.

MATHEMATICS

Course in Applied Radio Mathematics one evening per week. Write for information.

AMATEUR CLASSES

Every Saturday morning from 10 A.M. to 12 noon—prepares for amateur license.

SALES—C-W—SERVICE

We carry a full line of Radio equipment and are counsellors on all radio problems, especially complete receiving and transmitting installations. Order from any standard catalog—mail orders filled. Our technical staff is at your service.

OPEN EVENINGS

Open three evenings per week. Monday, Wednesday and Friday until 9:30 P.M. and Saturday afternoon.

G. R. ENTWISTLE, Radio Director
R. F. TROP, Telegraph Director


MASSACHUSETTS RADIO and TELEGRAPH SCHOOL, Inc.

18 Boylston St. Boston, Mass.

Formerly Boston School of Telegraphy
Established 1903

RADIO MAGNAVOX

The reproducer with the movable coil



No set complete without one

BIG NEW 14 inch HORN

WITHOUT EXTRA COST

Make your set complete, up to date, the source of pride and satisfaction, and center of enjoyment it should be. Get a MAGNAVOX for Christmas. Specify type R-3 and get the whole set complete with the big new 14" horn, as illustrated, for \$45. Diagrams and instructions free with each outfit. Ask your dealer or write us direct.

The MAGNAVOX is the one and only instrument which will reproduce all sounds and signals in any volume desired, without distortion and without injury to the apparatus.

Dealers write for proposition



REG. U.S. PAT OFF

THE MAGNAVOX CO.

GENERAL OFFICES & FACTORY
OAKLAND, CALIFORNIA

NEW YORK OFFICES
320 SEVENTH AVE. PENN. TERMINAL BLDG.

MISSOURI RADIO

The Recognized House of Superior Quality and Service

RHEOSTATS

- No. 25 Paragon\$1.50
- No. 560 Murdo k back mounted .. 1.00
- No. F-500 DeForest back mounted 1.65
- No. PR-535 Radio Corporation for Radiotrons UV-200, UV-201, UV-202 3.00
- No. PT-537 Radio Corporation for Radiotrons UV-203, UV-204 ..10.00

POTENTIOMETERS

- No. PR-536 Radio Corp. "A" Battery type 2.00
- No. 93 Remler "A" Battery type .75

Radiophone and C.W. Apparatus

C.W. Power Transformers

- Acme 50W. 350V. Mounted15.00
- Acme 50W. 350V. Unmounted ..12.00
- Acme 200W. 550V. Mounted20.00
- Acme 200W. 550V. Unmounted ..16.00
- No. 315W Federal 800 Watt50.00

Filament Heating Transformers

- Acme 50 watt unmounted 9.00
- Acme 50 watt mounted12.00
- Acme 150 watt unmounted13.00
- Acme 150 watt mounted16.00
- No. 311-W Federal 200 watt15.00

CHOKE COILS

- Acme 500M.A. Single Coil 6.00
- Acme 150M.A. Single Coil 4.00
- Acme 500M.A. Double Coil 8.00
- Acme 150M.A. Double Coil 6.00

C. W. Inductances

- No L-1 Acme 8.00
- No. 181 Tuska Cap. Feed-back ... 7.50
- No. 182 Tuska Split filament ..10.00
- No. 183 Tuska Grid Tickler12.50

Microphone Transmitters

- No. 260W Federal 7.00
- No. HM-100 DeForest 6.00

Modulation Transformers

- No. 236W Federal Mounted 7.00
- No. A-3 Acme Mounted 7.00
- No. A-3 Acme Unmounted 5.00
- No. 171W Federal C.W. Modulator 4.50

CONDENSERS (variable)

- No. CV-500 DeForest Knock-down \$3.00
- No. CV-1003 DeForest Kno k-down 4.75
- No. CV-1503 DeForest Knock-down 5.05
- No. 3860 Murdock cap. .001 mfd. 4.00
- No. 3680 Murdock cap. .0005 mfd. 3.25
- No. 3664 Murdock Dial and Knob 1.25
- No. 3 Chelsea cap. .0011 mfd. .. 4.75

REMLER APPARATUS

- No. 100 Dial 3 inch Bakelite .. 1.00
- No. 813 Rheostat 3 amp. cap. .. 1.75
- No. 810 Rheostat 4 ohms cap. .. 1.00
- No. 92 Bakelite Socket 1.50
- No. 320 Detector Panel V.T. Control 8.00
- No. 60 Rotary Colm Swt. 3 P.D.T. 2.50
- No. 333 1 Stage Amplifier Panel 9.00
- No. QSA 850 Coil 1000-15000 m. 6.00
- No. 40 Bakelite Coil Plug65
- No. 500 Bakelite Molded Variometer 6.00
- No. 503 Bakelite Molded Variocouler 5.40

REGENERATIVE RECEIVERS

- CR-3 Grebe 175-680 M. Relay ..Special65.00
- CR-5 Grebe 175-3000 M. with Detector80.00
- CR-6 Grebe 175-680 M. with Det. and two stage Amplifier Complete200.00
- CR-8 Grebe 175-1000 M. new type 80.00
- CR-9 Grebe 175-3000 M. latest out130.00

CONDENSERS (Fixed)

- Dubilier universal type 2.00
- No. 310 Dubilier Variable Cap. .. 4.50
- No. ROCC Grebe .0002 mfd. 1.00
- No. ROCD Grebe .0005 mfd. .. 1.20

GRID LEAKS

- R.C. 1/2 to 6 Megohms 1.25
- R.C. 1/2 to 6 Megohms unit only .75
- R.C. Special 5000 ohm for 5 watt transmitting tubes 1.10
- R.C. Special 5000 ohm for 50 watt tube size "B" 1.65

VACUUM TUBES

- UV-200 Radiotron Detector 5.00
- UV-201 Radiotron Amplifier 6.50
- UV-203 Radiotron 50 watt transmitter30.00

IF ITS A STANDARD ITEM WE HAVE IT

When you want something in a hurry send us your order—our service is of the very best. All we ask is a trial. Let us prove to you that you can get real service when ordering by mail.

SEND US YOUR ORDERS NOW!

MISSOURI RADIO SUPPLY COMPANY

4623 MARYLAND AVE.

DEPT.-F.

ST. LOUIS, U. S. A.

Please include sufficient Postage with all mail orders.


LEARN WIRELESS AT HOME

The Demand for Good Wireless
Operators Far Exceeds the Supply

The New York Wireless Institute will make you an operator—AT HOME—in your spare time—quickly, easily and thoroughly. No previous training or experience required. Our Home Study Course has been prepared by our Radio Expert, L. R. Krumm, formerly Chief Radio Inspector, Bureau Navigation, N. Y. Experts able to impart their practical and technical knowledge to YOU in an easy to understand way. The graded lessons mailed you will prove so fascinating that you will be eager for the next one. The instruments furnished free, will make it as easy to learn the Code as it was to learn to talk. All you will have to do, is to listen.

Travel the World Over A Wireless Operator can visit all parts of the world and receive fine pay and maintenance at the same time. Do you prefer a steady position without travel? There are many opportunities at the numerous land stations or with the Commercial Wireless or Steamship Companies.

BIG SALARIES Wireless operators receive salaries from \$125 to \$200 a month and it is only a stepping stone to better positions. There is practically no limit to your earning power. Men who but yesterday were Wireless Operators are now holding positions as Radio Engineers, Radio Inspectors, Radio Stationmen at salaries up to \$5000 a year.



This wonderful Set for learning the code furnished free with our course

FREE Instruments and Text Books
We furnish free to all students, during the course, the wonderful receiving and sending set exactly as reproduced in the illustration. This set is not loaned but GIVEN to all students completing the course. The Transmitter shown is the celebrated Omnigraph used by several Departments of the U. S. Government and by the leading Universities, Colleges, Technical and Telegraph Schools throughout the U. S. and Canada. Start the Omnigraph, place the phone to your ear and this remarkable invention will send you Wireless Messages the same as though you were receiving them, through the air, from a Wireless Station hundreds of miles away. When you apply for your license, the U. S. Government will test you with the Omnigraph—the same model Omnigraph as we furnish to our students. Ask any U. S. Radio Inspector to verify this.

FREE Post-Graduate Course
A one month's Post-Graduate Course, if you so desire at one of the largest Wireless Schools in N. Y. City, New York—the Wonder City—the largest port in the World and the Headquarters of every leading Wireless and Steamship Co.

NEW YORK WIRELESS INSTITUTE
Dept. 265 258 Broadway New York City

NEW YORK WIRELESS INSTITUTE
Dept. 265 258 Broadway New York City
Send me, free of charge, your booklet "How to Become an Expert Wireless Operator," containing full particulars of your Course, including your Free Instrument Offer.

Name


Address

City or Town..... State.....

Q S T AMATEURS de THE OSCILLATOR

Send 5 cents for your copy
TODAY!

Address Business Mgr.,
5590 POCUSSET ST., SQUIREL HILL,
PITTSBURGH, PA.



FEDERAL

UNIVERSAL PLUGS

This is the plug you have been waiting for. The plug of a multitude of uses and for any type of connection.

Two molded Bakelite parts; attractive in appearance; takes pin tips, spade terminals, loops or ordinary wire, without soldering. Far superior to ordinary switch-board plug—simple in construction.

Price, in U.S.A. - - \$1.75

Dealers—Write for special proposition. Better write for Federal Radio literature—made with the greatest care of the finest materials—yet, low in price.

Federal Telephone and
Telegraph Company
Buffalo, N. Y.

SPECIAL!

Christmas Sale of radio apparatus

To reduce our stock before taking our annual inventory, we are offering the following new, standard apparatus and equipment to you at 25% to 75% less than the regular price. Every piece new, every piece standard, every piece guaranteed. On some of the items you save more than half. Check over the list carefully, then send in your order AT ONCE, so we can supply you before we are out of what you want.

DeForest CV 500—.0005 Condensers.....	\$3.70
DeForest LC 101 Coil Mounting.....	9.25
DeForest P 300 Detector and 1 stage Amplifier..	40.00
DeForest T 200 Tuner.....	50.00
DeForest P 100 Audion Control.....	35.00
Kennedy Long Wave Receiver.....	100.00
Kennedy Three Stage Amplifier.....	50.00
Kennedy Two Stage Amplifier.....	35.00
CESCO Rotary Gap Type R 300.....	40.00
Radio Shop Short Wave Regenerative Set.....	25.00
Parades 3,000 Meter Tuner.....	90.00
Clapp-Eastham Balanced .001 Condensers.....	2.85
Clapp-Eastham Balanced .005 Condensers.....	2.25
Clapp-Eastham 2 kw Sending Set— Commercial Type.....	400.00


CAUTION:—To insure having your order filled, be sure and send it at once, with check, draft, or post-office money order for proper amount. Prices indicated include postage.

CALIFORNIA ELECTRIC SUPPLY CO.
643 MISSION ST.—SAN FRANCISCO—CALIFORNIA

RADIO SUPPLIES THAT R RIGHT

Special Christmas Offer

OF THE



One Quarter K.W. Thordarson

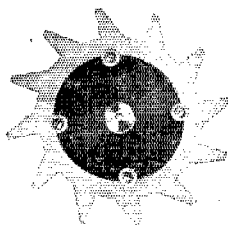
"Gold Medal" Transformer

for \$10.00

(Regularly Listed at \$15.00)

and the

"Baby" Rotor for \$1.85



Thordarson Electric Mfg. Co.

517 S. JEFFERSON ST., CHICAGO, ILL.

J. H. BUNNELL & CO., (New York Distributor) 32 Park Place, N. Y.

The BEST in RADIO Telephone and Telegraph APPARATUS

The new C.W. Equipment of The Radio Corporation now in stock for immediate delivery. None better at any Price.

DEALERS—ATTENTION

The Price is right. Goods shipped same day order is received.

3XAB

Virginia Radio Co.

Charlottesville,

Virginia.

NEW ENGLAND RADIO COMPANY

Box 95,

Boston, 17, Mass.

WHY be satisfied with slow service when "NERAD" SUPER-SERVICE costs no more? Let a mail order house fill your orders within six hours! We pay postage!

A few Xmas Recommendations

Grebe CR8 Tuner-Detector.....	\$30.00
Westinghouse Tuner.....	65.00
UV 200 Radiotron.....	5.00
UV 201 Radiotron.....	6.50
UV 202 Radiotron.....	8.00

Fireco—Gen. Radio—Murdock—Sorsine—Fada—Acme—G. A.—Std.—Radio Corp.—Chelsea Radio. During December our special offer is 2% discount. Send money order and enjoy "NERAD" SERVICE.

COMPARE THESE PRICES

Triple Honeycomb Mounting (for panel mounting).....	\$5.00
Variometer Wood Parts (Unassembled and unmounted).....	\$2.00
Miniature D. P. D. T. Panel Switch.....	\$1.00
Vario-Coupler Rotor.....	.60

Send 10c for Bulletin and future announcements
PARAGON ELECTRIC COMPANY
215 North 6th St., E. Newark, New Jersey

Best of Everything in Radio Apparatus and Parts

Send Stamp for Catalog "Q"

J. H. BUNNELL & CO.

32 Park Place,

New York

Special Radio Apparatus

CONNECTICUT TELEPHONE & ELECTRIC COMPANY
MERIDEN, CONN.



RADIO CLUB PINS

Radio Clubs Everywhere have a special club pin. We make them to order, 25c to \$10.00 each. 1922 catalog of 48 pages showing designs of Radio, School and fraternal pins and rings FREE. Samples loaned to officers.


Metal Arts Co., Inc. 7753 SOUTH AVE., ROCHESTER, N.Y.

New Magnavox Apparatus

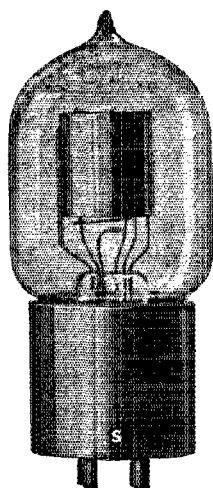
designed for use with A-P tubes exclusively

Exhaustive tests by the Magnavox Co. prove *A-P Tubes* so superior, so much more efficient that they have designed their new Magnavox two and three step Power Amplifiers to be used with *A-P Transmitter Tubes* EXCLUSIVELY.

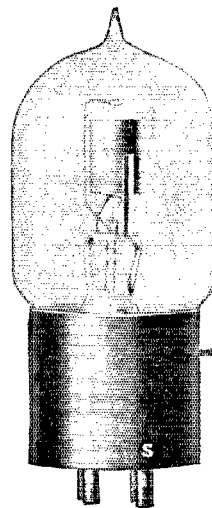
Magnavox Co. tests prove A-P s more efficient than any other tubes on the market, for the following reasons:—1. High vacuum. 2. High amplification. 3. Low filament current. 4. No adjustments. What could be more conclusive proof that you, too, will get the best results from *A-P Tubes* in your apparatus. Use A-P Tubes exclusively. There's one for every purpose.



THE A-P VT
AMPLIFIER OSCILLATOR
—the Amplifier used by
the U. S. Navy. "Use the
tube the Navy uses."
Price\$6.50



THE A-P
ELECTRON RELAY
—the most sensitive de-
tector of spark signals
known to the radio art.
Price\$5.



THE A-P
TRANSMITTER TUBE
—an efficient undamped
wave transmitter for use
in radio-telephony.
Price\$7.50

A-P Tubes are licensed by the Radio Corporation of America under DeForest Audion and Fleming patents for amateur and experimental use in Radio communication.

Order from your dealer or direct from

ATLANTIC-PACIFIC RADIO SUPPLIES COMPANY

NATIONAL DISTRIBUTORS FOR THE MOORHEAD LABORATORIES, INC.

638 MISSION STREET—SAN FRANCISCO—CALIFORNIA

HENRY M. SHAW—President

use A-P tubes for efficiency

QST Pittsburgh Amateurs!

You will find us in a position to supply your needs in radio supplies

Westinghouse, Amrad, DeForest, Acme, Murdock, Federal & Brandes
Complete Antenna and ground equipment.

—PARTS—

Come in and
See Us
QUALITY

DEVON
ELECTRIC CO., Inc.

Mail Orders
Promptly Filled
SERVICE

613 LIBERTY AVENUE,

PITTSBURGH, PA.

MOST MILES PER DOLLAR

With ATLAS CW Radio Apparatus
Make your money talk to the tune of 15
miles per dollar. Money back guarantee.

1000 Miles	\$70.00	Inductance #1 ..	\$8.00
PT-2 CW Trans. \$11.00		2 Tubes	18.00
2 Tube Sockets..	2.00	1 Key	1.00
1 Meter	8.00	2 fixed cond's...	3.00
2 Variables	10.00	2 Switches	2.00
1 Double Choke..	5.00		
2 Rheostats	4.00		
	\$40.00		\$30.00
			40.00

TOTAL

Send ten cents for complete catalogue.

**THE AMERICAN RADIO SALES
AND SERVICE CO.**

Mansfield, Ohio,

U. S. A.

DX—RADIOMEN—CW

—Manufacturers of—

C.W. Inductance—Grid Tickler, 32T. No. 10
CU Bakelite Insul. \$8.00
C.W. Electrolytic Rectifiers—500 M.A. 1000V.
cap. complete with solution, Boric Acid, 14 Jars
in Cabinet

DEALERS:—Write for Sales Proposition
JONES ELEC. & RADIO MFG. CO.
120 E. Lexington St., Baltimore, Md.

BUZZERS

"HYTONE"
for radio work. External tone adjustments.
Price 60c postpaid

AJAX ELECTRIC CO.

28 Palmer St., Cambridge, Mass.

RADIO CONSTRUCTION CO.

Manufacturers of all kinds of Wireless Telephone
and Telegraph apparatus. Panel drilling and en-
graving a specialty. Binding Posts, stops, switch
points, nuts and screws of all sizes.

42 Maverick Square

Winthrop Block East Boston, Mass.

The CITIZEN RADIO LOG BOOK

PRICE \$1.00 Postpaid in U.S.
OUR Three-in-one Post Card
is just right to keep in touch
with the other Station.
\$2.25 per set of 100 Postpaid.

C. B. CLARK & SON
P. O. Box 246, Red Bank, N. J.

—PANELS—

Marked off, drilled, grained, buffed. Cabin-
nets built. Send specifications for estimate.
All shipping paid by us. Write now so as
to get that new set finished in time for
winter work.

RADIO PANEL SHOP

1103 S. Third St., Evansville, Ind.

FULL LINE OF RADIO EQUIPMENT

of all leading manufacturers, Storage Batteries, Gen-
uine double Filament Audiotrons \$5.00

Ask for circular

Galveston Wireless Supply Company.

2006 Ave. B,

Galveston, Texas

RADIOMEN

A Merry Christmas and
A Happy New Year

Fm DX RADIO COMPANY

Summit, Ill., Factory, Argo.

CLEVELAND AMATEURS

You can get it right here, no need to send away.
U.V. 202 Radiotrons \$8—5000 ohm grid leaks
\$1.25—DeForest apparatus: new style rheo-
stats \$1.65—Bakelite sockets \$1.25—.001 V.C.
with vernier \$14—Parts for same \$4.75—.0005
V.C. 90° \$5, parts \$3—Knobs and Dials 90c
extra.—80A.H. 6V. batteries \$26.

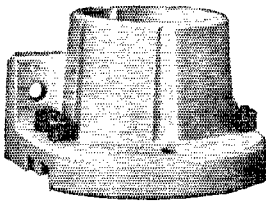
KRAUS BATTERY CO.

3549 W. 25 St.,

Cleveland, Ohio

CROSLY VT SOCKET 60c

Better—Costs Less




The reason for its tremendous success is not low price, but because it is **BETTER**. The bayonet catch is now imbedded in a much heavier wall instead of being cut clear through. This eliminates the possibility of breakage through careless handling. The whole socket has been greatly reinforced. The whole socket is now practically unbreakable. Dropping it on the floor will not break it. The springs are phosphor bronze, nickel-plated; screws and nuts brass nickel-plated.

It is built for base or panel mounting, an exclusive feature. It is the prettiest thing you ever saw assembled in a set. Now used by several manufacturers as standard equipment. Made of one piece porcelain: no metal shell, hence no ground hum. Better for power tube work, as it withstands heat and will not melt. Patent pending. Every progressive dealer now handles the CROSLY VT SOCKET or will obtain them for you. If your dealer can't supply you, send us his name and order direct. We will ship prepaid. Every socket is **GUARANTEED** to give satisfaction or money refunded. Patent pending.

The Crosley Variable Condenser

Pat. Pend.
Better—Costs Less



This Condenser works on an entirely new principle. The two plates are hinged and are opened and closed like a book by means of a specially designed cam. The plates are surfaced with copper. One copper sheet is covered with mica so that when the two plates are clamped

tightly together the maximum capacity is obtained. The maximum capacity of this Condenser will average about .0008. We rate it conservatively, however at .0005.

This Condenser has several advantages over the ordinary type of air condenser. Will stand 1000 volts without breaking down. It can therefore be used for CW work. Has no body or hand capacity effect. Has much greater signal strength due to the fact that mica is a much more efficient dielectric than air, due to less resistance. The calibration curve of this Condenser is almost a straight line. Has unusually low zero capacity—.00006. Price without knob and dial \$1.25

With knob and dial 1.75
Mounted in cabinet with knob and dial 2.50

Sold on a **GUARANTEE** of absolute satisfaction or money refunded. Ask your dealer.


HARKO RADIO RECEIVER

The most compact and complete efficient crystal receiving outfit on the market. Designed for the amateur who wishes to get started in this wonderful game. The illustration shows complete outfit ready to hook to aerial, fones and ground wire.

Will tune from 200 to 600 meters, bringing in spark, voice and music with average amateur antenna. NAM, Norfolk, Va. and ships at sea copied in Cincinnati.

A wonderful little instrument. Price complete with battery, interrupter for testing crystal, instructions, etc. \$9.00. One thousand ohm single head set. 125 ft. antenna wire, insulators, etc. \$6.00 extra. Complete outfit \$15.00.

Crosley Cabinets



The tendency in the radio field today is to put apparatus in cabinets not only for appearance's sake, but as a protection from dust, dirt, atmospheric conditions etc. Realizing the demand for attractive stock cabinets of various sizes, we are building them in quantities in our large wood working plant. These cabinets are all uniform in style. The panels are rabbeted in to the front. As the outside dimensions and inside dimensions are either larger or smaller than the panel itself, we show panel size and also inside dimensions. Prices quoted do not include the panels. Wood used is either gum or mahogany in dark antique or red mahogany finish or in quartered oak in natural or antique finished. Specify type of wood and finish in ordering. Lids or tops are hinged. Sizes and prices are:

For
Panel
Size
6x7
6x10 1/2
6x14
6x21
9x14
12x24
12x21

CABINETS

Mahogany or Quartered

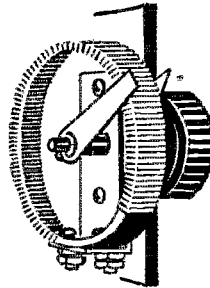
High	Wide	Deep	Gum	Oak
5 1/2"	6 1/2"	7"	\$2.50	\$3.85
5 1/2"	10"	7"	2.75	4.40
5 1/2"	13 1/2"	7"	3.80	5.55
5 1/2"	20 1/2"	7"	3.90	7.30
8 1/2"	13 1/2"	10"	3.70	6.80
11 1/2"	13 1/2"	10"	4.40	6.80
11 1/2"	20 1/2"	10"	5.25	10.60

Cash must accompany order. No C.O.D.'s. We pay transportation charges. Ask your dealer.

FORMICA PANELS

We can furnish genuine formica panels 1/4" thick, cut to the following dimensions: 6x7; 6x10 1/2; 7x9; 6x14; 7x12; 6x21; 7x18; 9x14; 12x14; 14x18; 18x21. Price of panels—2 1/2 c per square inch. For odd sizes order the next largest size: we will trim. We pay postage.

CROSLY RHEOSTATS



Complete with knob, pointers, etc. as shown in illustration. Our unique construction permits mounting on panel of any thickness up to and including 3/8"; non-corrosive resistance wire.

Model "A"—overall diameter 1 1/2". Resistance 7 ohms, one ampere without heating. Suitable for detector or amplifier tubes. Price 60c each.


Model "B"—Resistance 4 ohms: will carry 3 amperes without heating. Suitable for detector, where very

accurate adjustment is required and for 5 watt power tubes. Price \$1.25.

CROSLY TAP SWITCHES

Note unique construction assuring constant tension. Composition knob, nickel-plated switch arm and bushing. Note stationary washer with soldering lug, making possible buss wire connection. Price 40c each. Better—Costs Less.

SWITCH TAPS for above, brass nickel-plated, complete with brass nut 3c each, 30c per dozen or \$2.50 per hundred.



If your dealer cannot furnish, we will ship direct prepaid.

CROSLY MFG. CO.

Radio Dept. Q-6, Cincinnati, Ohio.

CLASSIFIED ADVERTISEMENTS

Five cents per word per insertion, in advance. Name and address must be counted. Copy must be received by the 10th of month for succeeding month's issue.

LOG BOOKS and Postal Cards. Tell the other fellow how and when you heard him. Your name and call on 100 postals giving information about signals heard and your own equipment, dollar fifty. Eighty page Log Book, special pages, abbreviations, calls, other information, postpaid, dollar. Call and name printed on book cover free if order both. Commercial Press, Everett, Washington.

HONEYCOMB RECEIVER, detector and 2 step with B battery, Brandes phones and 5 coils less tubes and amplifiers. Mahogany finish cabinet \$50. R. Woodbury, Manchester Rd., Winchester, Mass.

CASH SNAPS—Two Step Amplifier, Tubes and Phone Plug \$20; Murdock Rotary \$7, two original Audiotrons unused each \$5.50—1AE.

BARGAIN: Clapp-Eastham half KW Hytone Transmitter. This set cost \$250, new, but is going cheap, as the owner is hard up for cash. James Mott Hallowell, Jr., Chestnut Hill, Mass.

40-45 VOLT GENERATORS, Guaranteed \$8.00 each R. Flora—8DN—Sylvania, O.

OLD TYPE Benwood with special plate glass front \$15. Vacuum Cleaner motor suitable to drive the same, directly coupled, \$4. R. E. Stoughton, Central Garage, Portland, Me.

STORAGE BATTERIES 6V. 100 amp. 12V. 60 amp. These batteries are of standard make, slightly used. Rebuilt and reinsulated by expert workmen. Special price \$15. Limited supply at that price. The Storage Battery Service Co., Box 53, Danville, Indiana.

EDISON B Battery elements. Make your own. Can be recharged and lasts for years. Harry Morrell, 52 Goffe St., New Haven, Conn.

FOR SALE: 1 KW Clapp-Eastham type E transformer used about twelve hours, \$37.50; 1/2 KW .007 Dubilier condenser, \$20.00; 1 KW Amrad gap, \$20.00; 1/2 KW Amrad gap, \$10.00; Murdock O.T., \$2.00; 1 KW Mescow key, \$2.50; Brandes Superiors, \$4.00; Baldwin Navies, \$9.00; Western-Electric V.T. 1's, \$5.00; H. C. coils 1/2 price; General Radio 0-10 amps. H.W. meter, \$5.00; 2 step amplifier, bakelite panel and cabinet, Acme transformers, \$17.50 with W. E. bulbs, \$25.00; Illinois and Murdock .001 and .0005 condensers, 1/2 price; H.C. coil receiver on Bakelite and in cabinet, A. L. Grove's circuit complete \$20.00, with Marconi V.T., \$22.50. All the above in good condition. All letters answered. M. L. Goldstein, 1225 Washington St., Waco, Texas.

CLAPP-EASTHAM regenerative receive in cabinet. \$21 gets it. Merle Coulter, Rockwell City, Iowa.

FOR SALE: New Exide 6V. 35 amp. \$12.50; 6V. 60 amp. Drew \$16. Special Radio Batteries. Radio Battery Service Station, 1KM, 44 Bryant St., Malden, Mass.

FOR SALE: A five cell No. A6 large type Edison Battery, \$40. F.O.B. Shelton. Howard Reffelt, 11 Orchard St., Shelton, Conn.

EXCEPTIONAL BARGAIN Special Model Grebe C.K.7 Longwave Regenerative Receiver, complete, without detector, will sell \$110.00 cash. Write L. Room 201 120 Liberty Street, New York.

WIRELESS SETS for sale: 2" induction coil, glass plate condensers, Murdock oscillation transformer—hinge type, Duck open spark gap, aerial and ground switches, Arlington receiving transformer 150 to 3800 meters, Murdock variable condenser, audion control cabinet with bulb, Murdock 3000 ohm phones. Sending range 50 miles or more. Set practically new. First M. O. for \$45.00 takes it. 4000-20000 meter tuner with 3 condensers in good condition \$35.00. P. P. Roy Anderson, Box 206 Ketchikan, Alaska.

500V. MOTOR Generator, \$40.00; 500V. Esco Generator, New, \$40.00; Variometer Regenerative Set, \$15.00; 2 Acme Amplifying Transformers, \$3.00 ea.; Modulation Transformer, \$4.00; C.W. Inductance, 32 turns, No. 7, \$4.00; Murdock Antenna Switch, \$2.00; Federal

Jacks, etc.; Federal Hand Microphone, \$4.00. A. Hengelbrok, 922 Washington, Newport, Ky.

FOR SALE: Acme oil-immersed condenser—brand new. Transformer 220 to 110V. or 110V. to 220V. 1KW, new. F. E. Cannings, 4249 Russell St., St. Louis, Mo.

PARAGON, \$20.00; Murdock fones, \$4.00; Acme Transformer, \$3.50. Gail Wade, 1308 Hamilton St., Manitowoc, Wis.

FOR SALE: 1/2 KW Thordarson Transformer, \$10.00. Ray Farwell, 502 Knickerbocker Ave., Brooklyn, N. Y.

CHRISTMAS BARGAINS: Private laboratory stock for immediate disposal. Following are new and in perfect condition. Six complete sets Honeycomb Coils \$25.00 set. Six Triple Coil Mountings \$4.00 each. One Triple Crystal Detector Stand \$10.00. Four pairs Western Electric Receivers \$8.00 pair. Two Western Electric Loud Speakers complete with current amplifying transformers \$35.00 each. Two Westinghouse 1/4 H.P. A.C. Motors \$20.00 each. Six Western Electric Microfones \$2.00 each. Ten Moorhead Amplifying Tubes \$3.00 each. Six Western Electric VT-1's \$5.50 each. Six Western Electric VT-2's \$8.00 each. Following have been used only in test work and are in excellent condition. Ten sections Murdock Moulded Condensers \$1.00 section. Twenty Western Electric 1000 volt filter condensers \$1.00 each. One Complete Transmitting Set consisting of Clapp-Eastham Type E 1KW Transformer, Six sections Murdock condensers, Murdock Rotary Gap for A.C. with Rheostat, Telefunken type Oscillation Transformer, Radiation Meter, Large Key. Price complete \$50.00. Parts of above set will be sold separately if desired. Send your money order early. Or send stamp for inquiry or reservation at once. All apparatus guaranteed as represented. P. J. Stockwell, Box 157, Reading, Mass.

FOR SALE: Grebe CR3 and Grebe RORD detector and two step, like new, both for \$98.00 or sell separate; Thordarson 8 point rotor, \$2.00; Bunnell straight line key, new, \$6.00; Saco amplifying transformer, \$3.50; 3,000 ohm Murdock fones, \$3.50; Murdock 0-10 H.W.A. \$5.00; Weston 0-200 milliammeter, new, \$6.00; Weston model 280, new, \$15.00; Paragon rheostat, \$1.00; Dubilier 20,000 Volt, .004 M.F. condenser, \$20.00. S. A. Waite, 49 Benefit St., Worcester, Mass.

CW-MEN: Get our 32T CW Inductance with grid coil 3 clips—Bakelite insulation—Walnut finish. Real Value, \$9.00. Specialists in CW equipment, 500 M.A. 1000V. Chemical Rectifiers in Cabinet, \$9.50. Jones Electric and Radio Mfg. Co., 120 East Lexington St., Baltimore, Md.

LOOK 'EM OVER: For sale—Fine Navy type Coupler, \$12.00; Connecticut V.C., \$4.50; DeForest Panels: U200 \$2.00, US100 \$2.00. Carter McCormick, Box 200, Chesaning, Michigan.

STOP! LOOK! and ACT! We supply free of charge with each 50 watt Radiotron power tube UV-203, price \$30.00, the standard General Electric V.T. Socket, price \$2.50, and with each UV-202 five watt power tube price \$8.00, your choice of a 4 ampere C. E. rheostat, porcelain or improved Murdock V.T. Socket. Unsatisfactory or damaged tubes replaced at once. No risk. Immediate delivery. Shipped postpaid and insured. The Kehler Radio Laboratories, Dept. Q, Abilene, Kansas.

YOU WANT A SYNCHRONOUS GAP! We have a few synchronous motors of prices you can afford. 1/2, 1-5 and 1/4 H.P.—220 and 110 volts. Price and full information on request. Stahl Rectifier Company, 1401 W. Jackson Blvd., Chicago, Ill.

BARGAIN One K.W. Transformer Close core type. Very Efficient, \$25.00. M. Glindemann, 834 Market St., San Francisco, Cal.

FOR SALE: DeForest detector and three step amplifier, mounted in cabinet, complete with four "B" batteries and fifteen coils. First class condition. First check for \$90.00 gets it. Earl Swickard, Newman, Ill.

A .007 DUBILIER 14,000 volt Condenser. Perfect condition, reasonable price. M. Liedeker, 1516 53St., Brooklyn, N. Y.

SELL—Short wave regenerative receiver \$25.00. Colt's .45 automatic \$30.00. Want .32 automatic. H. Robinson, 44 East Patterson, Columbus, Ohio.

BARGAIN 500 Volt International M-G with field rheostat. 110 A.C. Motor. Jurian Van Riper, 117 Lafayette Ave., Passaic, N. J.

NAVY STANDARD 2 step, DeForest Guaranteed, brand new, never used. Cost over \$70.00, sell for \$45.00 with B Bats. Need money for C.W. B. Jones, 1658 Beacon St., Brookline, Mass.

STAMPED POSTALS: For reporting reception. Blanks for how and when, printed description of your receiver and call in large red letters. Hundred, \$2.00. Radiogram blanks with your call in large red letters. Hundred, 40cts. Radio printing. Howard Frazier, 5714 Hazel Avenue, Philadelphia.

FOR SALE: Several Radio Frequency choke coils, unmounted 3 Milhenry; \$1.35 Postpaid. Elmo Lindberg, 816 Puget St., Olympia, Washington.

BLUE PRINTS—Have the wiring diagram of your hookup made in a blue print and hang it on the wall of your radio room. Three blue prints 8½"x11" for 60 cents. Tracing of the same 50 cents extra. Palmer and Freund, 1261 Octavia St., San Francisco, Calif.

FOR SALE: Federal Amplifying Transformers, \$6.00. General Radio Milliammeter, \$6.00. Honeycomb Tuner and full set of coils \$40.00. J. A. Baker, 45 Prospect St., Claremont, N. H.

DUBILIER—25,000 Volts —.01 M.F.D. Practically new. Trade for 25,000 Volt—.007 MFD. and \$5.00 or \$35.00 cash. 3DB—R. D. Zucker, 46 Clinton Place, Mt. Vernon, N. Y.

QRK—Hawaiian and German Stations Read With a Single Bulb. Are you satisfied with your receiving set? Would you like to build one that will receive over 6000 miles on a single bulb and quit experimenting? One that will be the equal of any regardless of claims or price? Using the instruments you now have, you will be able to duplicate the long distance records you read about every day. Get our simple diagram of a complete short and long wave receiver, 175 to 20,000 meters, with which we read Honolulu, California, German, South American, French and English stations, and practically all the high powered foreign and domestic stations, amateurs as far west as New Mexico and numerous telephone and musical concerts come in good. Diagram and complete instructions, leaving nothing to guess about, will be promptly mailed for 50 cents in coin or stamps. Wire a set up and quit wasting good money. Virginia Novelty Co., Martinsburg, West Va.

GOVERNMENT GOODS CHEAP—Insulators, \$0.60. 1 KW Keys, \$1.25; Leyden Jars, \$2.25; ½ KW Quenched Gaps, \$4.50; Protective device, \$4.25; .0035 French Dubiliers, \$8.50; Sperry arc transmitter, \$9.50; 6V. 400V. Dynamotor, \$22.50; ½ KW 600 cyc. French Portable, \$45; ¼ KW 500 cycle motor generator, \$46; ½ KW Marconi 500 cycle Complete. Description on request. Eaton, 1915 South Twelfth, Pa.

AGENTS WANTED in every community to sell "WorkRite Receiving Sets" at \$6.00 complete. Every boy wants one. Works perfectly. Chance to earn good money. WorkRite Mfg. Co., Cleveland, Ohio.

SELL: 425 volt 100 watt generator, \$20. 0-1, 0-2½ General Radio ammeters, \$5 each. Himmer tone arm, \$8. General Radio modulation transformer, \$4.50; new! A Bachtel, 151 Garman Rd., Akron, Ohio.

\$12 takes my new 6 volt-8 amp. Storage Battery. Postpaid. E. Davault, 1052 William St., Baltimore, Md.

BARGAINS: ¼ KW Thordarson never used. \$17.95; Clapp-Eastham Boston Key, \$3.95; Murdock Aerial Switch, \$1.95; Murdock .005 Variable, \$2.95; Clapp-Eastham Precision Hotwire Ammeter, \$6.95; Audio-tron, never used, \$4.95; Adams-Morgan 3 Slide Tuner, \$0.95; 3000 meter Loosecoupler \$4.95; Pancake O.T., \$2.95; ¼ Spark coil, \$0.95; Stationary Gap, \$0.95;

Tresco Tuner, \$7.95; Hamilton-Beach Aluminum case Variable Speed Motor, used very little, \$9.95; Fan Motor, \$2.95; Perfection 23 plate Variable, \$1.95; Crystaloi, \$0.95; Transmitting series Condenser, \$1.95; Harley Motorcycle, \$49.00. Everything prepaid. Robt. C. Bishop, Locust St., Lockport, N. Y.

FOR SALE: Half KW 13200 volt Packard excellent rotary, oscillation transformer, condenser plates, Overland key. Write for low prices. O. R. Wimpy, 116 Sheetz, LaFayette, Ind.

ASSEMBLED ANTENNAE: Cage type. Copper wire, wooden hoops and moulded insulators. T and L types, leads all soldered. 25"x20" size, \$5.00. Jolawmac Radio, Wollaston, 70, Mass.

FOR SALE or trade: Smith Motor wheel and Junior car parts. Want Radio apparatus only. Lloyd Bjornstad, Ellendale, N. Dak.

RARE OPPORTUNITY to secure brand new ½ KW DeForest latest type OT 101 Radio-Telephone complete. Voice record 1500 miles summer. Cost \$1750—Will sacrifice. Particulars on request. J. Edw. Brown, Box 107, Glenbrook, Conn.

HR QSL: Induction Motor 110V. A.C. ⅓ H.P. Holtzner-Cabot \$10.00. Filter System 1000 Volt. \$6.50; One Baldwin Fone, \$5.00; Microphone, \$0.50—Electrical Experimenter's 40 volumes 1915 to 1920, \$3.00 F.O.B. E. G. Baier, 253 9th St., Brooklyn, N. Y.

DON'T READ THIS—If you are a millionaire. We want a real, live amateur in every community to represent us in sales of all standard radio apparatus. Attractive discounts allowed. We still have a few territories open. Write us immediately if you want to get the Xmas business. Wilmington Electrical Specialty Company, 705 Adams Street, Wilmington, Delaware.

S.J.L. FOR SALE: Special 1KW rotary quenched set record 1900 miles complete \$110.00. Regenerative and 2 step \$110.00. Write for price on any part. L. N. Chatterton, 12320 Woodside, Cleveland, O.

RADIO APPARATUS made to order. I do repairing, rebuilding and assembling. Special inductances wound to order. Send for estimate. R. Pringle, 1096 Ryde St., St. Paul, Minn.

FIVE DIAL Omnigraph, \$12. Single pole, double throw, Relay \$5. James Mott Hallowell, Jr., Chestnut Hill, Mass.

BARGAIN, ½ KW Clapp-Eastham transformer, oscillation transformer, stationary spark-gap, 2-60 glass plate condensers, in oil, aerial switch, Mesco key, \$35. 1-15 H.P. Emerson, 110 volt, 60 cycle, A.C. motor. \$22, cost new, \$36. Dust-proof DeForest detector, \$2. Navy Receiving transformer, new \$18. R. W. Pratt, 15 Kilby St., Sanford, Maine.

BARGAIN: Complete short wave regenerative set and 2 step amp. Mounted on Bakelite minus phones. First \$80.00 takes it. Geo. B. James, 1414 S. Vermont, Sedalia, Mo.

FOR SALE: Three federal amplifying transformers, \$4.00 and two Acme's \$3.00 each. Honeycomb coils and other accessories. Dr. E. Cyriax, 219 East 71 Street, New York City.

SAVE AND HAVE—Radiotron 5 watt tubes \$7.25 each; Crystaloi Detector each, \$2.85 were \$3.50; Complete 5 watt C-W set for \$62.50. Send 4c. in stamps for photo and description of set. Mack's Radio Shop, Ansonia, Conn.

REGENERATIVE RECEIVER \$10. Navarrette, 196 Wallace Street, New Haven, Conn.

FOR SALE: Two only, 1KW Darling 30,000 volt transformers in welded steel tanks oil immersed each \$50.00 F.O.B. Russell Huckstep, Lebanon, Indiana, 9DGX.

1KW United Wireless Transformer \$60. Heavy glass oil condenser in ten gallon container with oil \$30. George Hamilton, Millville, N. J.

FOR SALE: Paragon RA 10. First money order for \$35 takes it. J. F. Furey, P. O. Box 629, Hartford, Ct.

FREE 60 DAY OFFER

Your Choice of either a Standard V. T. Socket or Duo-Lateral Coil Free With Every Order of \$10. Or Both Free with Every \$20. Order

This offer applies to any goods in our stock. A complete stock of all leading standard wireless equipment always on hand ready for immediate shipment.

SAVE MONEY BESIDES

Read these Specials at tempting price reductions

	Reg- ularly	Special at
Western Elec. Phones.....	\$15.00	\$11.00
Lightning Switches, 100 amp., 600 volts.....	4.50	3.45
Murdock Antenna Switches.....	5.00	4.15
Roller Smith Radio Frequency Amp. Meters.....	7.50	5.75
Interphone House Sets.....	13.00	10.00
B Batteries Variable, large size.....	3.00	2.50
Large size Variometers.....	8.00	6.75
Smaller size Variometers.....	6.00	4.40
Small Size Honeycomb Coil Mountings.....	7.50	6.00
Hard Rubber Binding Posts.....	.10	.07
DeForest One-Step Amplifiers, Type P100.....	69.00	35.00

Honeycomb Coils, any size, 30% Off; Unmounted Chokes, Special at .05

And Hundreds of Other Bargains, Including Over 100 Different Size Motors, A. C. and D. C., at Corresponding Savings

Order Today While Our Offer Holds Good Or Send 10 Cents for Complete Catalog of Wireless and Electrical Goods of All Kinds.

AMERICAN ELECTRO TECHNICAL APPLIANCE CO.

235-O Fulton St., New York.

FOR SALE: Honeycomb coils 2 L400, 2 L300, 2 L250, 3 L150 make me an offer. One DeForest CV1500 vernier condenser in glass case \$15.00 or will exchange for good rectifier, 2 VT2's \$8.00 each. J. F. Furey, P. O. Box 629, Hartford, Ct.

FOR SALE: Grebe special CR3; Grebe Det. and 2 step; only used short time. Good as new. John Hanes, Onset, Mass.

EDISON ELEMENTS \$0.10 pair, 1/2 regular price, fine condition, insulators free. Pierson 728 7th Street, Niagara Falls, N. Y.

FOR SALE: .007 mf Dubilier condenser new style with safety gap \$35. J-Ray enclosed rotary gap mounted on base with a good motor, \$50. Thordarson's type "R" 1 KW transmitting transformer and O.T., \$25 and a double contact \$15 key at \$8, all in as good condition as when new. Have had good results with them and will sell separately or all complete to one address at \$100. R. E. Brigham, Jeweler, Oneonta, N. Y. 5FW.

FOR SALE: Special Grebe CR7 longwave receiver without tube unit and tube control. Perfect condition. Price \$80.00. Pyrolloid Co., 279 Grove St., Jersey City, N. J.

HERE'S HOW to make someone a Merry Radio Xmas! Send us his name and address with \$2 and we'll send him a whole yearful of QST! A.R.R.L. Hartford, Conn.

Prepared Radio Measurements

with Self Computing Charts

by Ralph R. Batcher

A new WIRELESS PRESS book. Published as a real help to amateur radio. Obviates the necessity of long and involved mathematical calculations. A ruler or transparent triangle takes the place of intricate figuring and the results will be correct every time.

PRICE \$2.00

The WIRELESS AGE

The magazine that meets all your expectations.

When its new you find it in the AGE. Every step in radio progress is fully and carefully described. You miss a lot of good things unless you read the AGE. \$2.50 per year, Postage outside U. S. 50c.

SPECIAL OFFER ONLY

Prepared Radio Measurements & The Wireless Age 1 Year \$4.00
Outside U. S. 50c. Extra

This offer expires Dec. 15, 1921.

WIRELESS PRESS INC.

328 Broadway, New York

500 Volt Generators

\$35.00

125 Watts, ball bearing 42 segments in commutator, shunt wound, our own make.

IF YOU DO YOUR OWN WINDING

We supply parts complete excepting wire, for \$18.00 1/2 H. P. 1800 R. P. M. 60 cycle 110 V. Motors, \$18.40 each.

STORAGE BATTERIES: heavy duty 60 ampere hour, large plates; can be used for automobiles, \$21.00 each.

All of the above F. O. B. Canton, O.

The Electric Motor & Engineering Co.

CANTON, OHIO

—FOR YOUR CONVENIENCE—

QST'S INDEX OF ADVERTISERS IN THIS ISSUE

Acme Apparatus Co.	75	Magnavox Co., The	124
Adams-Morgan Co.	84	Manhattan Elec'l Supply Co., Inc.	71
Ajax Electric Co.	130	Marshall-Gerken Co., The	123
All-American Electrical Mfrs.	114	Massachusetts Radio & Tel. School	124
American Electro Tech. Appliance Co.	134	McTigue Battery Co.	98
American Radio & Research Corp.	Fourth Cover	Metals Arts Co., Inc.	125
American Radio Sales & Service Co., The	130	Meyberg Co., Leo J.	109
Apex Radio Shop	118	Missouri Radio Supply Co.	125
Atlantic Radio Co.	Second Cover	Murdock Co., Wm. J.	89
Atlantic-Pacific Radio Supplies Co.	129	Mutual Purchasers Assn.	94
Benwood Co., The Inc.	107	National Radio Institute	105
Bowman & Co., A. W.	122	Navy Dept. Central Sales Office	1
Brandes, C., Inc.	72	New England Radio Co.	123
Hunnell & Co., J. H.	128	New England Radio Engineering Co.	108
Burgess Battery Co.	84	Newman-Stern Co.	118
California Electric Supply Co.	127	New York Wireless Institute	126
Carter Electric Co.	116	Oscillator, The	126
Chelsea Radio Co.	76	Paquin, J. M.	118
Chicago Radio Apparatus Co.	120	Paragon Electric Co.	128
Cino Radio Mfg. Co.	104	Parkin Mfg. Co.	88
Citizen Radio Supply Co.	112	Péoria Radio Sales Co.	98
Clapp-Eastham Co.	93	Pioneer Electric Co.	112
Clark, C. B. & Son	130	Pitts Co., F. D.	4
Classified Advertisements	132	Pittsburgh Radio & Appliance Co.	104
Condensite Co. of America	95	Precision Equipment Co., The	114
Connecticut Tel. & Elec. Co.	128	Radio Construction Co.	130
Continental Radio & Elec. Corpn.	136	Radio Corporation of America	121
Corwin & Co., A. H.	116	Radio Equipment Co., Boston	85
Coto-Coil Co.	86-102	Radio Instrument Co.	72-103
Craig and Loughborough	92	Radiotelec Shop	111
Crosley Mfg. Co.	131	Radio Panel Shop	130
DX Radio Co.	130	Radio Service Laboratories	106
Delancey, Felch & Co.	108	Radio Testing Station	112
Detroit Electric Co.	90	Ray-Di-Co	114
Devon Electric Co., Inc.	130	Remler Radio Mfg. Co.	3
Diamond State Fibre Co.	96	Reynolds Radio Co., Inc.	116
Doubleday-Hill Electric Co.	78	Rhamstine, J. Thos.	80
Dreyfuss Sales Corpn.	100	Robertson Clock & Instrument Co.	80
Duck Co., The Wm. B.	87	Rose Radio Supply	122
Eastern Ohio Radio Mfg. Co.	106	Saginaw Radio & Electric Co.	106
Eastern Radio Institute	77	Scientific Experimenter, Ltd.	84
Electric Motor & Engineering Co.	134	Service Radio Equipment	74
Electrical Specialty Co.	119	Ship Owners Radio Service, Inc.	73
Ende, F. M.	76	Shotton Radio Mfg. Co., The	86
Experimenters Information Service	99	Signal Electric Mfg. Co.	101
Federal Tel. & Tel. Co.	126	Simplex Radio Co.	96
Firth & Co., John	79	Somerville Radio Laboratory	110
France Mfg. Co., The	90-102	Southern Radio Supply Co.	116
Galveston Wireless Supply Co.	130	Southern Radio Laboratory	122
General Radio Co.	108	Southwestern Radio Supply Co.	78
Grebe & Co., A. H.	83	Spaffords	100
Hommel, Ludwig, & Co.	88	Standard Assembling Co.	74
Hoopston Radio Shop	118	Star Cabinet Shop	80
Howell Bros.	122	Stockwell, P. J.	108
Hygrade Electric Novelty Co.	94	Storm-Lee Radio App. Co.	120
Ideal Apparatus Co.	97	Supremus Radio Laboratory	100
Illinois Radio Appliance Co.	104	Terrell, M. B.	69
Independent Radio Supply Co.	82-110	Telephone Maintenance Co.	117
Jewell Electrical Instrument Co.	102	Third and Fourth District Convention	2
Johnston, Charles H.	120	Thordarson Electric Mfg. Co.	70-128
Jones Elec. & Radio Mfg. Co.	130	Tresco	78
Kariowa Radio Corpn., The	91	Tuska Co., The C. D.	88-90
Kelly & Phillips	82	Virginia Radio Co.	128
Kimley Electric Co.	94	Western Radio Electric Co.	82
Klaus Radio Co.	98	Westinghouse Elec. & Mfg. Co.	115
Kuebler Radio Co., The	122	Weston Elec'l Instrument Co.	92
Kraus Battery Co.	130	Whitall Electric Co.	96
Laing, A. K. Radio Co.	120	Winkler, Frederick Jr.	110
Laughter, V. H.	120	Wireless Equipment Co.	98
		Wireless Mfg. Co.	113
		Wireless Press, Inc.	134
		Wireless Specialty Apparatus Co.	81
		Wolfe Electric Co.	86
		Y. M. C. A. Radio School	92

ALWAYS MENTION Q S T WHEN WRITING TO ADVERTISERS

CONTINENTAL NEWS

December, 1921

PUBLISHED OCCASIONALLY IN QST BY THE CONTINENTAL RADIO AND ELECTRIC CORPORATION

PARAGON - reduced!

Was \$85.00, now only \$69.50


IN AN EFFORT to reduce the H. C. of Radio, we announce this important price reduction. It is based on present day replacement costs for raw materials; on increased production; and on our willingness to sacrifice profits to start things moving in the right direction.

The famous R.A. Ten—now \$15.50 lower than ever before. The identical instrument that hundreds of amateurs have endorsed so heartily!

All the famous Paragon features are still the same: the remarkable amplification that has astonished all hearers, the wide range to which Paragon Engineers have applied this amplification, the 24% greater sensitiveness and selectivity than even the noted R.A. 6 and all the little niceties of design that have made Paragon the most admired receiver in the world.

2ZL Says:

The Paragon has proved especially satisfactory in C.W. work, because of the entire absence of any capacity effect.



Licensed Under Armstrong and Marconi Patents

Now is your opportunity to make your station the pride of your district. Buy a genuine Paragon at this revised price, and save enough for a VT Detector outfit.

Continental stands back of every Paragon to see that you get full value out of its years of service. Ask your radio dealer to show you the splendid construction of a Paragon receiver. If he hasn't one in stock, he will gladly get it if you ask him.

Or, send for Free bulletin, direct to
Continental Radio and Electric Corp.
Dept. B11, 6 Warren St.,
New York City

Western amateurs:
Examine Paragons at these enterprising dealers:

RAY-DI-CO
1547 North Wells Street,
Chicago, Illinois
and

THE BENWOOD COMPANY
13th and Olive Streets,
St. Louis, Missouri

2ZM Says:

Heard a number of DX stations that were never heard before, even in the winter time, with my other receivers

QST ALL A.R.R.L. MEMBERS !

Do you wear the Emblem of your League?

Every A.R.R.L. man should display the gold and black diamond of his organization.

Radio has taken a firm grip on public interest.

Daily hundreds are seeking more light on Citizen Wireless.

As a member of the A.R.R.L. you can be a power in amateur radio in your community. Wear your emblem and proclaim yourself to the world as a part of the greatest association of Radio Amateurs in existence, the **AMERICAN RADIO RELAY LEAGUE, Of the Amateur, By the Amateur and For the Amateur!**



The official A. R. R. L. badge may be worn by League Members only.

It is of extra heavy 14K rolled gold and black enamel, and may be had in either pin or lapel button style.

Write to A. R. R. L. Headquarters, Hartford, Conn., specifying type of emblem desired, and enclose only \$1. Your badge will then be mailed you promptly, postpaid. **WEAR YOUR EMBLEM!**

THE A.R.R.L. NEEDS YOU!

IF you have a genuine interest in Citizen Wireless you are eligible for membership.

The A. R. R. L. is a National, Non-Commercial Association of Wireless Amateurs, and is the leader in amateur thought and activities. Its field extends from the Wireless 'Phone to the Long Distance Relay Station; its membership comprises the listener and the operator, its aim is to further the orderly and lawful work of Citizen Wireless in all its branches.

Write to the American Radio Relay League Headquarters at

Hartford, Conn., enclosing your yearly dues of \$2. You will then be formally entered as a member of the A. R. R. L. and a Certificate of Membership, good for one year, will be mailed you. You will also receive 12 issues of QST, the League's official publication.


QST will keep you in touch with the manifold forms of amateur activity. Its advertising pages show the best apparatus in the country, backed by reliable manufacturers and dealers. Patronize the advertisers and benefit yourself; mention QST when writing them and benefit your magazine.

**JOIN THE A.R.R.L., READ QST, AND
MAKE YOUR RADIO LIFE COMPLETE!**

AMRAD

The Recognized Symbol of Superior Performance

**Ideal for
Radiophone
Reception**



**Absolutely
Unexcelled
Anywhere**

EFFICIENT RECEIVING UNITS IN SOLID MAHOGANY CABINETS

These high class Receiving Units were designed by the Amrad Company which has already produced over \$700,000.00 worth of radio equipment for the U.S. Government.

Referring to the development of a Submarine Detector for the Government, the Naval Consulting Board (Thomas A. Edison, Chairman) wrote:

"Taking into account the skill displayed, the speed in getting out needed apparatus, and the quality of workmanship on all of the apparatus produced, this performance of the American Radio & Research Corporation was the most remarkable with which we have ever been in contact."

This same skill, this same efficiency and quality of workmanship which prompted

official commendation, is now concentrated on the manufacture of the best amateur radio apparatus—quality apparatus for less money than can be obtained anywhere—such as the new Receiving Units illustrated above.

Short Wave Tuner, No. 2596, Price \$45.00
Detector 2-Stage Amplifier, No. 2634, Price 47.50

Complete technical details are
contained in Bulletin L-1.
Have you sent for your copy?

*The new "S" Tube, WITHOUT A
FILAMENT, will be on the market
as a RECTIFIER soon after the first
of the year. Tubes for all other
purposes will follow as soon as
possible.*

Send 10c for Complete Amrad Catalog.

AMERICAN RADIO AND RESEARCH CORPORATION

DISTRICT OFFICE
13 Park Row
New York City

GENERAL OFFICE AND FACTORIES
205 College Avenue
Medford Hillside, Mass.
(Suburb of Boston)

DISTRICT OFFICE
602 So. Dearborn St.
Chicago, Ill.