

HAM

AN ARGUS SPECIALIST PUBLICATION

AUGUST 1989 £1.40

RADIO

TODAY

YAESU FT470 – THE DUELLIST
This Double D'Artagnan of the
handhelds can handle 70cm and 2m –
together

AIRBANDERS' SPECIAL The new
AOR AR900 catches
civil and military craft

PUTTING UP THE TOWER...
... and helping the
neighbours put up
with it

THE UMBRELLA ANTENNA Not very
waterproof, but cheap
and portable

**MK 123 TRANSMITTER/
RECEIVER** A quick
conversion for fun
and practice



ISSN 0269-8269



FOR THE BEST IN AMATEUR RADIO - SAVE MONEY AND CALL US NOW FOR OUR UNBEATABLE EXCLUSIVE PACKAGE DEALS

ICOM IC-765



100W 1.8-30MHz Ham band TX, GCRX, 99 mems, internal ATU & PSU, DFM mixer, 105dB dynamic range
IC-765 £2495.00

ICOM IC-751A



100W, 1.8-30MHz Ham band TX, GCRX, 32 mems, SSB/CW/AM/FM/RTTY, 12v operation, 40 wpm QSK keyer
IC-751A £1500.00

ICOM IC-735



100W, 1.8-30MHz Ham band TX, GCRX, an ideal contest or mobile rig, 12v operation, 12 mems, AM/SSB/CW/FM
IC-735 £970.00

ICOM IC-725



100W, 1.8-30MHz Ham band TX, GCRX, SSB/CW, AM/FM option, DDS low noise synthesizer system - package deal available!
IC-725 £750.00

ICOM R7000



25-1000MHz + 1.025-2GHz, keypad entry, 99 mems, AM/FM/SSB, comprehensive scanning system - package deal available!
IC-R7000 £990.00

ICOM IC-R71E



0.1-30MHz RX, 32 mems, keypad entry, SSB/AM/RTTY/CW (FM option), DFM system, a classic receiver
IC-R71E £950.00

ICOM IC-3210E



Dual band mobile, 144-146MHz and 430-440MHz, 20 double memories, 25SW on both bands, duplex capability
IC-3210E £490.00

ICOM IC-32E



Dual band HT, 144-146MHz and 430-440MHz, 20 mems, SW on 2 and 70, duplex capacity, keypad entry
IC-32E £390.00

ICOM IC-2SE/4SE



ICOM's new babies, tiny but feature packed and easy to operate too! It can't be described in an ad, send SAE for info sheet now!
IC-2SE/4SE from £275.00

YAesu FT-23R/FT-73R



Yaesu's classic compact HT's, 144-146MHz or 430-440MHz, 10 mems, SW on 270, 0.25uV for 12db SINAD, many options
FT-23R/FT-73R from £200.00

YAesu FRG-8800



General coverage receiver, 0.15-30MHz all mode, 118-174MHz option, 12 mems, CAT system, keypad entry, 0.4uV sensitivity
FRG-8800 £540.00

YAesu FT-767GX



HF/VHF/UHF all mode 100W transceiver, 0.1-30MHz ham band TX, GCRX, 50/144/432 MHz option, built in ATU, digital SWR & power meter
FT-767GX £1590.00

YAesu FT-736R



VHF/UHF all-mode transceiver, 144-146MHz and 430-440MHz (50MHz and 1.2GHz options), 115 mems, 60 watts, TV option
FT-736R £1350.00

YAesu FT-747GX



HF all mode 100W transceiver, 0.1-30MHz. Save money with the RAYCOM STARTER PACK with our MKII RX mod, 20A PSU and antenna.
FT-747GX from £650.00

YAesu FRG-9600



VHF/UHF all mode RX, call for info on our exclusive models, MK2 60-950MHz, MK5 100kHz-950MHz inc. free ROYAL disc and PSU
FRG-9600 from £490.00

TEN-TEC PARAGON



All mode 100W ham band TX, GCRX, dual VFO, RIT/XIT, 62 mems, alpha display, QSK, five IF filters, PBT, speech proc, RF control
TEN-TEC PARAGON £1830.00

NAVICO AMR1000/S



VHF 25W mobile, 144-146 MHz, 12.5/25 KHz steps, IARU channels, R0-R7, S8-S23, auto repeater shift/tone burst, digital S-meter
NAVICO AMR1000/S from £247.25

CHALLENGER BJ200



AM/FM scanning receiver, 26-520 MHz (with gaps) includes civil and most military bands, 16 mems, with free RAYCOM air band antenna (while stocks last)
CHALLENGER BJ200 £220.00

CTE 1600



VHF HT, (same as IC-2E), 144-148 MHz, 2.5W RF, nicad charger, complete with free 2m mag-mount antenna, while stocks last
CTE 1600 £180.00

AEA PK-232



Multimode HF/VHF TNC, CW, RTTY, ASCII, AMTOR, Packet, FAX, Navtex, great software for PC/CBM/BBC, come and try it now
PK-232 £270.95

MOBILES

- YAesu**
FT-211RH 2m/45W £300.00
FT-212RH 2m/45W £340.00
FT-711RH 70cm/35W £340.00
FT-712RH 70cm/35W £375.00
FT-2311R 23cm/10W £420.00
FT-4700RH dual band 50/40W £675.00
- ICOM**
IC-228H 2m/45W £385.00
IC-448E 70cm/25W £420.00
IC-1200E 23cm/10W £440.00
IC-900 multi-band bvr £480.00
IC-UX19 10m band unit/10W £240.00
IC-UX59 6m band unit/10W £240.00
IC-UX29H 2m band unit/45W £260.00
IC-UX49 70cm band unit/25W £260.00
IC-UX129 23cm band unit/10W £380.00
IC-3210E 2m/70cm/25W £490.00
- NAVICO**
AMR 1000 2m/25W £247.25
AMR 1000S 2m/25W £290.00

HANDHELD

- ICOM**
IC-2SE miniature HT £270.00
IC-MICRO 2 2m/1W £240.00
IC-02E 2m/2.5W £270.00
IC-2GE 2m/7W £260.00
IC-A20 airband bvr/NOR beacon £480.00
IC-A2 airband bvr £420.00
IC-04E 70cm/2.5W £310.00
IC-4GE 70cm/6W £290.00
IC-32E 70cm/2m/3-5W £390.00
- YAesu**
FT-23R 2m/W £200.00
FT-73R 70cm/5W £220.00
FT-411 2m/SW/keypad £260.00
FT-811 70cm/SW/keypad £290.00
FT-470 70cm/2m/SW/keypad £380.00
- CTE**
CTE 1600 2m/2.5W £180.00

CALL NOW FOR OUR FAMOUS USED LIST!

SCANNERS

- Bearcat 200XLT £250.95
Bearcat 100XLT £220.95
Bearcat 100XL £180.95
Bearcat 70XLT £160.95
Bearcat 55XLT £90.95
Challenger BJ-200 £220.00
Sony AIR-7 £220.95
Sony PRO-80 £220.95
Sony SW1S short wave kit £240.95
Sony 2001D HF/Air Band £290.95
Sony ICF-7600DS £150.95
MARCI 0.15-950MHz £190.00
AOR AR2002 £480.00
- FRG9600 Standard Pack £490.00
FRG9600 Mk2 60-950MHz £560.00
FRG9600 Mk5 0.1-950MHz £720.00
- all the FRG9600 packs include a free ROYAL 1300 disc and a free mains PSU worth £25!
- ICOM ICR-7000E 25-1300MHz £980.00
including free ROYAL 1300 disc!

RAYCOM NEWS BOX

FOND

We have always been fond of scanners at Raycom, starting way back when with what seem today like the most ordinary receivers, but no range has found a place in our hearts like the Uniden/Bearcat range when it comes to handhelds.

CLOSE RELATIONS

Over the past years, we have built up a close working relationship with Uniden UK, and as a result of this continuing and flourishing relationship we are able to bring to our customers some special deals and very special benefits which underline our confidence in the Uniden range of products.

SPECIALS

With effect from July 1st 1989 we are

offering unbeatable deals on the following Uniden products. This is designed to clear out our stores for more of the current products and to make room for new and exciting products soon to come. Call us for super special deals on the following rigs:

- BC 50XL handheld scanner £89.95
BC 55XL handheld scanner £90.95
BC 70XLT pocket scanner £160.95
BC 100XL handheld scanner £180.95
BC 175XL base scanner £179.95

NO QUIBBLE

As continuing proof of our faith in the product and to provide even a better level of service we make the following promise: we will exchange on the spot without quibble any unit failing within 1 year of purchase due to component failure or manufacturing defect (ricad/hetical excluded) - with effect from July 1st 1989 - where will you find a better deal? 73 or 88!

**ICOM AT RAYCOM
ICOM IC-R9000**



Magnificent is the only word for it! 100kHz-2Gigahertz continuous coverage, 1000 memories, multi-function CRT display and spectrum scope, send SAE for a fact sheet about this super new scanning receiver.
ICOM IC-R9000 £3990.00



**Bearcat BC200xLT
THE BEST HANDHELD SCANNER**

COVERS 29 TO 956 MHz (with some gaps). Covers all popular VHF/UHF/PMR Amateur/Air Band/Marine/Cellular and many other interesting frequencies. Features include:
200 memory channels
helical antenna
nicad pack and charger
green backlight for display
super fast search mode - 25 ch/sec
selective delay
auto lockout
priority channel
track tuning

only **£229.99** (save £30)
plus £10.00 post/packing/insurance

SCANNER SPECIAL! EXCLUSIVE TO RAYCOM - COBRA SR925!

16 channel programmable search, the COBRA scanner covers 29-54MHz for 10m & 6m Amateur bands, 118-136MHz Airband, 136-148MHz for 2m Amateur band, 162-174MHz for Land Mobile Radio and 406-512MHz for 70cm Amateur band and UHF 'T' band. With 16 memory channels, 2-speed search, high sensitivity (0.3 µV) and 1 watt of audio this scanner is ideal for beginner and enthusiast alike!




RAYCOM SPECIAL PACKAGE! includes the following:
COBRA SR925 scanner including mains adapter £179.99
FREE - RAYCOM scanner antenna worth £14.95 covering 60-90MHz, 108-136MHz, 136-174MHz and 380-525MHz
FREE - antenna adapter, 10 metres of coax and PL259 sockets worth £15 - a ready-to-go special at only

£179.99
(plus £10.00 post/packing)

RAYCOM COMMUNICATIONS SYSTEMS LIMITED, INTERNATIONAL HOUSE, 963 WOLVERHAMPTON RD, OLDBURY, WEST MIDLANDS B69 4RJ. TEL 021-544-6767, Fax 021-544-7124, Telex 336483 IDENTIG.

**RAYCOM
COMMUNICATIONS SYSTEMS LIMITED**



RAYCOM gives you more BUYING POWER

ALL MAJOR CREDIT CARDS ACCEPTED. BC, ACCESS, DINERS. INSTANT CREDIT UP TO £1000 (SUBJECT TO STATUS) WITH RAYCOM CREDIT CARD (APR 29.5%). FREE CREDIT ON CERTAIN ITEMS AT MRP. CALL NOW FOR MORE DETAILS.

ORDERING INFORMATION

WE STOCK ICOM, YAesu, BEARCAT, MFJ, BUTTERNUT, CUSHCRAFT, AEA, TONNA, NAVICO, TEN-TEC AND WELZ AMONG MANY OTHERS. CALL FOR FULL LIST.

TEL: 021-544-6767

PHONE BEFORE 4PM FOR NEXT DAY DELIVERY BY COURIER (£15.00) - OR 2PM FOR DELIVERY BY POST (£10.00 P&P). PLEASE ALLOW TIME FOR CHEQUES TO CLEAR. MANY OTHER ITEMS IN STOCK. PLEASE CALL FOR MORE INFO AND FOR EXTRA SPECIAL DEALS!

INFOLINE 0836-771500 5-9pm (week days)

OPENING HOURS 9.5-3 MON TO SAT. LATE NIGHT FRIDAY 'TIL 7 PM. 73 DE RAY GAKZH, JM G&M2P AND JULIAN.

HAM RADIO TODAY CONTENTS

VOLUME 7 NO 8 AUGUST 1989

Editor
Helen Armstrong BA
Technical Editor
Andrew Armstrong BSc CEng G3YZW
Reviews Consultant
Chris Lorek BSc (ENG) G4HCL
Technical Illustrator
Jerry Fowler
Advertisement Manager
Cass Gilroy
Classified Sales Executive
Rachel Phillips

Published by:
Argus Specialist
Publications Ltd
Distributed by
SM Distribution Ltd
Printed & bound by:
Chesham Press, Chesham, Bucks

Design by
ASP Design Studio
**Editorial and Advertising
address:**
Ham Radio Today, ASP Ltd
Argus House, Boundary Way
Hemel Hempstead, Herts HP2 7ST
Tel: 0442 66551
*(please mark your letter for the
appropriate department)*

Subscriptions and back issues:
Ham Radio Today Subscription Dept,
Infonet Ltd, 5 River Park Estate,
Berkhamsted, Herts HP4 1HL
Tel: (0442) 876661/4

Subscription rates:
UK £16.80, Europe £21.30,
Middle East £21.50, USA \$38.00
Far East £23.20, Rest of World £21.80
Airmail rates on request.

USA Subscription Agent:
Wise Owl Worldwide Publications,
4314 West 238th Street,
Torrance CA90505

Member of the
ARGUS PRESS Audit Bureau
GROUP of Circulation



Ham Radio Today is normally published on the first Friday in the month preceding cover date. The contents of this publication including all articles, designs, plans, drawings and programs and all copyright and other intellectual property rights therein belong to Argus Specialist Publications Limited. All rights conferred by the Law of Copyright and other intellectual property rights and by virtue of international copyright conventions are specifically reserved to Argus Specialist Publications Limited and any reproduction requires the prior consent of the Company © 1989 Argus Specialist Publications Ltd. All reasonable care is taken in the preparation of the magazine contents, but the publishers cannot be held legally responsible for errors. Where mistakes do occur, a correction will normally be published as soon as possible afterwards. All prices and data contained in advertisements are accepted by us in good faith as correct at the time of going to press. Neither the advertisers nor the publishers can be held responsible, however, for any variations affecting price or availability which may occur after the publication has closed for press.

TODAY

REGULAR COLUMNS

RADIO TODAY	6
The new official line on 10m single-band.	
READERS' LETTERS	12
Is Europe a threat to amateurs?	
PACKET RADIO ROUNDUP	14
The latest news and how-to in packet.	
RADIO TOMORROW	48
Club and rally dates for the next two months.	

REVIEWS

YAESU FT470 DUAL BAND HANDHELD	24
Two for the size of one.	
AOR AR900 ALL ROUND SCANNER	44
Hear the air from here and there.	

FEATURES

TECHNOLOGY UPDATE	4
Small devices with large prices.	
PUTTING UP THE TOWER	16
A fold-down tower is most likely to stay up.	
LISTENING ON	32
Some rare stations are becoming more accessible.	
METREWAVE	42
Look where you're going, says Jack Hum	

CONSTRUCTION

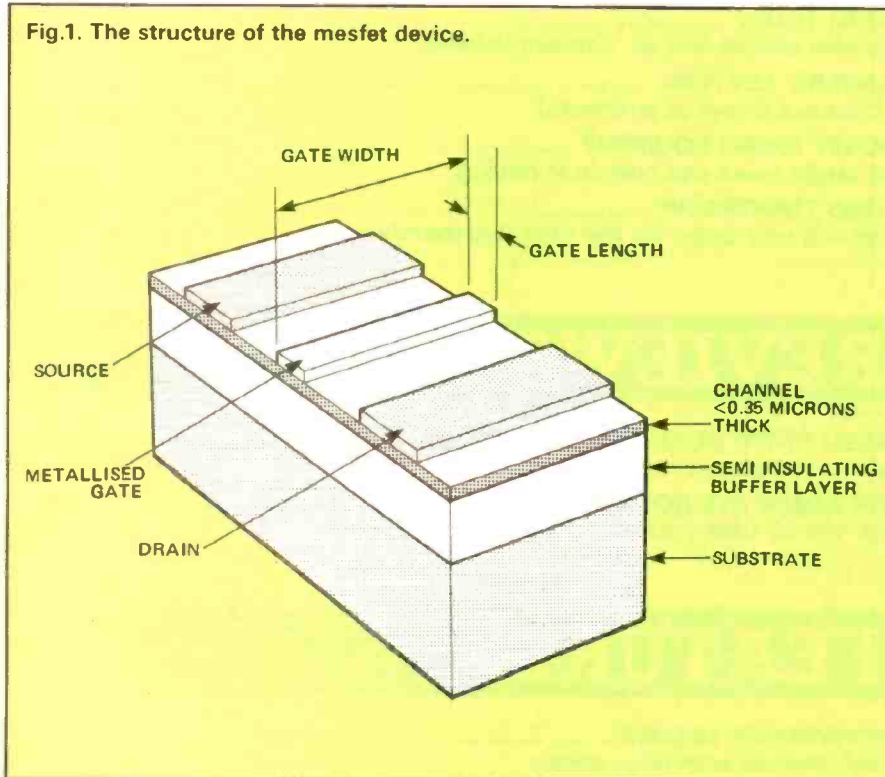
THE MARK 123 CONVERSION	20
PMR for pleasure	
UMBRELLA ANTENNA	36
Positively post diluvian	

SUBSCRIPTIONS INFORMATION	15
PCB SERVICE	47
FREE READERS' ADVERTISEMENTS	51
CLASSIFIED ADVERTISEMENTS	56

TECHNOLOGY

Round-up

Fig.1. The structure of the mesfet device.



Ian Poole G3YWX looks at two devices with sky-high performance and prices to match..

MESFETs are fast becoming important in microwave technology. They are finding their way into new pieces of equipment because of the advantages which they offer. They are still expensive, but in common with other newly exploited technologies their price should fall.

What Are They?

MESFETs are like conventional fets in many respects: they have a drain, source, gate channel and so forth. However, they have distinguishing features as shown in Fig. 1.

The channel is very thin, normally between 0.1 and 0.35 microns. This

is set on a semi-insulating buffer layer, on top of the substrate. The gate is made by depositing metal, usually vapourised aluminium, directly onto the channel, giving a Schottky diode which is reversed biased for operation. It is the metal deposited directly onto the channel which gives the mesfet its name: METal Semiconductor Field Effect Transistor.

Many of the outstanding characteristics of the mesfet are a result of the gate junction structure, which enables the gate length to be made very small, often less than 1 micron.

This gives excellent characteristics at very high frequencies.

Apart from the gate the channel is also very important. Normally the channel will be made of N-type material because the operation of the device is dependent on the mobility of the majority carriers — free electrons are much more mobile than holes. This means that P type material which has holes as the majority carriers cannot be used. Silicon or gallium arsenide is used because of its high electron mobility. Unfortunately it is difficult to use and expensive.

In order to manufacture mesfets the latest technology has to be used. The very small dimensions and the high levels of accuracy which are required means that electron beam lithography is used to manufacture mesfets. This inevitably increases the cost considerably.

What Can They Do?

As a result of the very short gate lengths it is possible for mesfets to outperform more conventional technologies easily. Their high frequencies and low noise figures have been a revolution in the microwave semiconductor field. They are now used in many low noise amplifiers for microwave links and for satellite broadcast and communication systems.

Their impressive noise performance in particular has created interest. Figures of 2.5 dB have been obtained in the lab at 25 GHz and 1.5 dB at 15 GHz. Commercially available devices are now available to give better than 0.5 dB at around 4 GHz, but these cost £10 or more.

Frequency response is also impressive. Devices operating up to 40 GHz are available, which is in itself a great achievement. On top of this it is rumoured that some devices can operate at up to 76 GHz, and much higher frequencies are on the horizon.

Not only are people content with single gate mesfets, but there are also dual gate versions available. These offer several advantages: one is that circuits using them can be stabilised more easily because the extra gate reduces the feedback between the drain and the signal gate. As a result designing and manufacturing equipment using these devices becomes much easier.

Mesfets also lend themselves to power applications. Currently there are devices which can develop 5 watts of RF at 10 GHz, performance figures which cannot be met by any other form of semiconductor device.

Using Mesfets

If you can afford to use these devices it pays to be careful with them. Gate currents must be avoided at all costs; even very small amounts of gate current will produce enormous current densities in the gate. Almost any forward current will mean instant death to the device.

Gate currents can be avoided in a number of ways. The first is to ensure that under no circumstances does the bias network allow the gate to become forward biased. Another is to ensure that static precautions are observed when installing the devices onto boards, because static discharges will destroy the gate.

These devices offer such a good performance for microwave applications that they bound to be used in much greater numbers.

Hemts

HEMTs (high electron mobility transistors) are an exciting development. They are a breakthrough in transistor technology giving an unparalleled performance in low noise amplifiers at microwave frequencies. It is only now that this technology is being introduced even though they were first produced in 1978, because they were originally thought to be of little use and they were treated with scepticism.

What are Hemts?

A hemt is very similar to a mesfet. However, owing to small difference in the way they are fabricated their mode of operation is different. This allows a vast improvement in noise performance.

A typical hemt device has a fairly

complicated structure, but its operation is similar to that of a normal mosfet. Essentially what happens is that the control voltage on the gate modulates the number of carriers in the channel, while the channel thickness remains constant. The secret of the performance of the hemt is in the thickness of the channel. It is only about 150 \AA (1.5×10^{-8} metres). As a result of this incredibly narrow channel the electrons find that they can only move in two dimensions. In normal fets where the channel is much thicker the electrons move in all three dimensions.

The exact reason for the exceptional performance of the hemt is not yet known. There are links between the properties which determine noise figure and electron flow in a two dimensional flow rather than a three dimensional one.

Performance

The noise performance of hemt devices operating at frequencies of 10 GHz and beyond is impressive. As far back as 1981 a noise figure of 2.3 dB was being reported at 10 GHz and this was with a gain of 10 dB! As time has passed rapid improvements have been made. Noise figures have been reduced also top frequencies have been raised pushing the top limits up

to 50 GHz. It is also known that work is progressing into producing very low noise amplifiers using hemts working at frequencies up to 100 GHz and beyond. However, much work remains to be done before they become viable.

Other work to further improve hemt noise performance has been done by cooling them. By reducing the temperature to around -200°C the noise figures of complete amplifiers have dropped to well below 2 dB at frequencies up to 40 GHz. Figures like these mean that it is almost impossible for any other semiconductor technology to come near the hemt, let alone surpass it for noise performance.

Not only are the possibilities of microwave amplifiers being explored, but also low frequencies ones. Accordingly the ultra low noise characteristics of hemts are being put to good use here as well.

The potential for hemts is phenomenal. Unfortunately their cost currently matches the performance. Nevertheless as development proceeds and the devices are used more often the prices are bound to fall. This may bring them into the reach of the average radio amateur. How about a hemt preamp for your state of the art 2 metre or 70cm preamp.



RADIO TODAY



Navico & Co.

British tranceiver manufacturers Navico have awarded a dealership to ADITI Communications of Hurstpierpoint, Sussex. Navico builds its equipment in Kent and currently has southern dealers in London, Portsmouth and Margate.

ADITI stocks the popular AMR1000 and AMR1000S 2m mobiles for £247 and £299 respectively, with optional telephone handsets.

ADITI, ceremonially opened earlier in the year by Euro MP for West Sussex Madron Seligman, also sells rigs, scanners, aerials, masts and associated fixings, power supplies, cable and connectors and publications. The company offers savings plan options and easy payment terms, a regular newsletter, free local deliveries and parking, and opens regular office hours plus Wednesday evenings till 8, Saturdays 9-5 and Sunday mornings. The village is on the A23 near Brighton, and is said to have "a fine range of specialist shops and hostleries".

No definite news on mail order yet, so contact the shop on 0273 833311 with any queries. They have a musical telephone, but it's not too bad. Good luck to ADITI, who can be found at 46 High St., Hurstpierpoint, Sussex.

10m — Here Is The News

The publication of a DTI Authority in London, Edinburgh and Belfast Gazettes (in line with legal requirements) on 17 February 1989 has cleared up — to an extent — the doubt and uncertainty about radio amateurs' right to build, convert and own single-band 10m transceivers within the law as it relates to amateur

Castle Dragon

to Monday 28 August — the Activities Weekend. During the week Tuesday 23 to Monday 28 August there will be a public exhibition of amateur radio and some vintage radio gear at the castle. Contact Tony Rees of Cllwb Radio Amateur Y Ddraig, 0248 (Bethesda) 600963 for more details.

and CB equipment.

Legislation in August 1988 which made it — suddenly, it seemed to many amateurs and dealers — illegal to construct or convert any equipment for single-band 28MHz operation without specific written permission from the DTI to the amateur concerned, threw up all manner of fear and consternation, from the confiscation of rigs imported (possibly erroneously) as legal amateur rigs to fears that this was the first step towards restricting the right of amateurs to build or convert legal equipment within the terms of the licence.

The DTI has apparently been working on a means of removing the 10m ban from amateurs after protests from amateur bodies, particularly the RSGB, resulting in the Authority published in February.

The published authority reads:

Authority given under Section 7 of the Wireless Telegraphy Act 1967:

Whereas: A) the manufacture (including construction by any method and the assembly of component parts) of certain wireless telegraphy apparatus is restricted by the Wireless Telegraphy (Citizens Band and Amateur Apparatus) (Various Provisions) Order 1988 (a) (the "Order"); and (B) the Secretary of State is satisfied that this Authority and the terms and conditions attached to it are compatible with the international obligations of the United Kingdom;

Now therefore

1. The Secretary of State, in exercise of the powers conferred on him by Section 7 of the Wireless Telegraphy Act 1967 (c. 72), gives his authority to any person holding a valid Amateur Radio Licence (A) or (B) issued to him ("a licensed amateur") to:

(a) manufacture wireless telegraphy apparatus designed to operate in the frequency band 28 to 29.7 MHz and no other frequency band; or,

(b) convert or adapt CB apparatus which complies with the requirements of article 3 of the Order in order to enable it to transmit messages in the frequency band 28 to 29.7 MHz and in no other frequency band, subject to the terms and conditions specified in paragraphs 2, 3 and 4.

2. The apparatus shall not be manufactured, converted or adapted for any commercial purpose or in the course of any business.

3. The manufactured, converted or adapted apparatus shall be intended for use by the licensed

amateur who manufactured, converted or adapted it (as the case may be) under and in accordance with his Amateur Radio Licence (A) or (B).

4. This Authority shall remain in force until it is revoked by the Secretary of State with or without notice.

5. Words and expressions used in this Authority shall have the same meaning as they have in the Order.

6. The Interpretation Act 1978 shall apply for the purposes of interpreting this Authority as if it were an Act of Parliament.

Signed: M.V. Coolican on behalf of the Secretary of State for Trade and Industry.

Date of issue: 9 February 1989 (a) S/I/1988/1215.

Explanatory Note (This Note is not part of the Authority).

The manufacture of single band amateur apparatus operating at 28 to 29.7MHz is prohibited by the Wireless Telegraphy (Citizens Band and Amateur Apparatus)(Various Provisions) Order 1988 (SI 1988/1215).

This Authority allows the manufacture of such apparatus and conversion and adaptation of CB apparatus which falls within the purview of MPT 1320 or MPT 1333 to operate on the frequency band 28 to 19.7MHz by licensed radio amateurs on a non-commercial basis. The Authority only covers manufacture, conversion and adaptation of apparatus by a licensed amateur for the purpose of use by him under and in accordance with the terms of his Amateur Radio Licence.

Those persons wishing to carry out manufacture or conversions as part of their business must first apply for (and be granted) an individual authority to manufacture or convert under Section 7 of the Wireless Telegraphy Act 1967 by Writing to the Department of Trade and Industry, Radiocommunications Division, Room 102, Waterloo Bridge House, Waterloo Road, London SE1 8UA. Such authority may be granted by the Secretary of State at his discretion.

The single main import of this Authority is that licensed radio amateurs are no longer breaking the law by constructing, owning or using single-band 10m (that is, 28 to 29.7MHz) transmitting equipment, PROVIDED that the equipment is for that amateur's own use, provided that it is not bought or sold, provided that conversion does not involve an illegal CB set, and, so far as we understand the above text and previous information received, provided that, if a legal CB set is used for conversion to 10m, it no longer functions even on legal CB bands after conversion, as the combined functions would mean that it no longer conformed either to legal CB specifications.

This certainly means that many types of set which would be ideal for conversion to legitimate amateur use on 10m are not available — without special permission, which is not likely to be forthcoming for illegal types of CB radio — for such conversion, even for licensed, private use.

Equipment like the popular Uniden 2830 is not legitimised by this Authority. Indeed, we understand from Uniden that, now that their position in relation to the legislation of last August is clear, that they have

withdrawn the 2830 from sale in the UK. As Uniden act as their own sole importers, and Raycom are their sole UK dealership, any new 2830s now purchased in the UK are (apart from being illegal) effectively unbacked by any warranty. Uniden have previously sold the 2830 as an amateur radio, keeping a log of all serial numbers sold. They say that they are unable even to accept for repair sets which they have not previously logged.

Present owners of 2830s and similar sets are required to seek individual permission to own and operate the sets from the DTI at the address given.

Both Uniden and Raycom have complained that last August's legislation came as a complete surprise to them — Uniden apparently did not even know of changes at the time, a position which has been acknowledged by the DTI.

Readers who were taken by surprise both by the August legislation and by the new Authority given above will be surprised and doubtless amused to hear that Ham Radio Today received no press information about the latter changes.

Imagining that something might have got lost in the post, we made enquiry, to find that none of the radio press had been informed. "We may have made a mistake here," said a spokesman apologetically. Radcom — the RSGB initiated and were closely involved in formulating the new Authority — was the first to print details of the Authority.

The Gazettes, of course, can be obtained at many main libraries — but how many amateurs have time to spend time leafing through every day's Gazettes looking for legislation which might affect them?

Howsoeverbeit, one of the avowed aims of the DTI is to discourage the supply of non-compliant CB sets at source — and this seems to be amply embodied in the terms of the Authority.

HRT — and, judging by our correspondence, its readers — feel that there are areas which need clarifying. To this end, we are going to assemble a list of questions to submit to the DTI in the hope of getting such clarification. If you have any questions, please send them to us, and we will collate them into our document. We can't advise on the status of any specific model, although we will get information where we can. Please mark your envelopes '10m questions' and keep them separate from other correspondence.

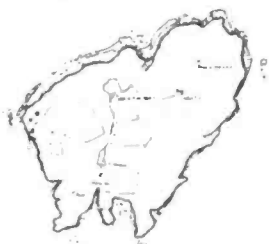
Low Power Unlicensed

Certain low-power radio devices no longer require licensing after a move by the DTI to abolish certain licenses from the first of May 1989.

These include garage door openers, childrens' handhelds, some burglar alarms, industrial remote control gear, radio microphones and low power microwave devices.

The intention is clearly to allow trade and industry more scope for using radio control without costly and time-consuming licensing arrangements. Receive-only equipment, including — surprise — tv satellite receivers, were exempted in February 1989. Exempted items will still need to be type-approved. We'll have some more details next month.

CALF OF MAN



Lat. 54° 03'N
WAB. SC16

GD3FLH

HF. Section

GD4IOM

V.H.F. Section

Calf Of Man

Dxpedition

Long 4° 49'W
Locator IO 74 OB

Travel To The Calf

The Isle of Man ARS is again setting up a station on the Calf of Man, a small island half a kilometre southwest of Man. The club will be going to the Calf, a bird sanctuary, on Friday July 7 and returning on Sunday July 9. Operation will be on 20m 14.250, 15m 21.250 and 10m 28.525 SSB, 2m and 70cm, and possibly 4m, 6m and 23cm. Contacts made count towards the Golf Delta award.

RSGB Quit NEC

The RSGB will not be holding show at the National Exhibition Centre in Birmingham this year.

Instead, it will centre its operations on the annual Mobile Rally at Woburn House on August 6th.

The reason for abandoning the NEC appears to be cost. An RSGB representative told Ham Radio that the NEC show was successful but 'astronomically expensive' for everybody concerned.

Traders have also expressed unhappiness at the cost of stands and facilities at the NEC in the past.

The NEC's central location with good road and rail links is an advantage, but the only accommodation for overnight stay nearby is a five-star hotel, which is not felt to be an appropriate outlay by many amateurs. 'Its nice if you can set if off

Harlow Rally

The Harlow DARC Rally is on 24 September at the Harlow Sports Centre, with traders in the main hall and bring and buy in the Studio, along with special interest groups. Plenty of parking including disabled parking, talk-in on S22, catering at the new Time Out cafe and lounge bar. Close to M11 junction 7 or A414. Details from G4KVR 0279 22365 (day) and G4MIS 0279 722622 (evgs and week-ends).

against corporation tax,' said the gentleman from the exhibitions department, 'but we are a club.' Not much help to most of the visitors, either. Not everybody's mother-in-law is living nearby.

'We are going to concentrate on Woburn and the main conventions,' said the gentleman at the exhibition department. 'We will probably have our regional liaison officers to represent us at the local shows. Liaising with the regions is their function, after all.' HRT was at the NEC show last year, but subsequent concern about mounting cost kept out stand away from the Leicester radio show. This is felt to have been a grave mistake by the current editorial and ad. departments, who visited Leicester 'on the hoof', and we hope that HRT will be at both Woburn and Leicester this year.

Components

SCS Components has issued its first UK mail order catalogue. Costing 50p, the catalogue is not a specialist radio catalogue, but contains a good range of general components, including boxes and hardware, batteries and accessories, switches, pcb making equipment, connectors, cables and discrete components. For more details contact SCS Components

at 218 Portland Road., Hove, E. Sussex BN3 5QT, tel. 0273 770191, fax 0273 23077.

Cirkit have introduced two more Toko filters to their range: the THB277A 300 Hz to 3kHz bandpass filter and op amp, and the THB227 300 Hz - 3kHz bandpass, 3kHz lowpass and op amp. Both are hybrid ics. Information from Cirkit, Park Lane, Broxbourne, Herts EN10 7NQ. 0992 444111.

SCS COMPONENTS

Electronic Component Distributors

218 Portland Road,
Hove,
East Sussex,
BN3 5QT.

Telephone ordering only:
(0273) 286875

Fax/mile:
(0273) 23077

General and trade enquiries only:
Telephone (0273) 770191

UK mail order catalogue ISSUE ONE

PRO Scanner Arrives

Selectronic kindly informs us that they are now stocking the new Realistic 400-channel programmable PRO-2005 scanner. Operating on 25-520 MHz and 760-1300 MHz, the receiver can access CB and amateur bands, airbands, FM broadcast and others. Receive frequency intervals give a choice of 5, 12.5 or 50kHz, with wide and narrow FM and AM receive modes, 40 channel by 100 monitor channel operation, and fast and slow scanning. HRT will be reviewing this one very shortly - indeed, the reviews department is looking excited already.

Selectronic are at 203 High St., Canvey Island, Essex SS8 7RN. Tel: 0268 691481.

Awards

The Civil Service ARS has launched a new award. The award is open to all amateurs and SWLs and revolves around contacts with CSARS members and callsigns over different pathlengths. There are Gold, Silver and Standard awards. For full details, send an SAE to the Awards Manager, Civil Service Amateur Radio Society, Civil Service Recreation Centre, Monck St., London SW1P 2BL.

The Northampton RC has established the 800 Award as part of the 800th anniversary of the granting of Northampton's Charter by Richard 1st (The Lion Heart). Special event station GB8 00 will be in operation throughout the year, and NRC will be calling other Northamptons throughout the world on the anniversary date in November.

For details of the 800 Award, contact Northampton Radio Club, c/o DJ Linell G7CMA, 19 Beech Av., Northampton NN3 2HE

with an SAE. The Award is open for contacts from 1 March 1989 to 1 January 1990.

Willenhall DARC is establishing the Key Award with gold, silver and bronze levels.

To qualify you QSL with other UK radio stations and check the telephone STD code, such as 01 for London, 0442 for Hemel Hempstead, and so on. 300 different codes plus three Willenhall ARS members gets the gold award, 150 plus two Willenhall members gets the silver and 75 codes plus one Willenhall member gets the bronze. SWLs can apply by submitting logs indicating that they have heard UK amateurs participating in this award scheme, including the Willenhall club call sign G4ETW. Same numbers apply. Transmission modes AM, FM, SSB, CW, RTTY, real time packet. Send certified logs with a fee of £1 to the QSL manager, Willenhall DARC, PO Box 252, Willenhall, W. Midlands, from July 15 1989.

New Irish Beacon

The South Eastern Amateur Radio Group have announced that the first 70cm beacon in EI is operational. It is located, with the Group's 2m beacon, at Portlaw (IO621J), 70cm on 432.870 MHz and 2m on 144.920MHz. The 70cm beacon is a Pye T461 transmitter running into a Microwave Modules 50W linear amp, with a 5-ele NBS antenna, beam heading 95 degrees. The beacon is on a commercial site and cash is needed for rent and maintenance. Contributions can be sent to E19GO QTHR; reports to same location or via bureau.

Corrigenda

John Worthington, author of the Pye West-

minster to 50MHz in the May issue of HRT, points out that the first figure in Table 1 should actually read 51.41TX T18 4.2841667 MHz.

Reader R J Taylor G3OHV points out that in the listing for *Propagation* and *the Sun* in the June HRT, line 5030 should read: 5035 IF A\$="Y" OR A\$="y" THEN RUN 5035 IF A\$="N" OR A\$="n" THEN CLS:PRINT"" to conform to a standard BBC statement for a yes/no instruction.

Thanks to both.

Paper Round

The 18th edition of the British DX Club's publication *Radio Stations in the United Kingdom* is now out, priced £1.20

sterling, four International Reply Coupons, or three xUS\$ bills, postage inclusive. The 24-page, stapled A5 publication is arranged in frequency order, and lists all the national, local and regional long, medium and VHF/FM transmitters in the UK for both BBC and IBA. Entries give station details including transmitter power and locations, and are cross-referenced to help identification and show channels operating in parallel.

The booklet lists the postal addresses and phone numbers of each station, with background information, reception reports and details of any major changes planned in the UK broadcasting structures from 1990.

A useful publication for DXers and SWLs, as well as tourists travelling around the UK. *Radio Stations in the United Kingdom* is available from the British DX Club, 54 Birkhall Rd., Catford, London SE6 1TE.

Harrow

The May/June/July issue of QZZ, the magazine of the Harrow RS, contains club and competition news, VHF reports and a letter from a gremlin. 8pp A4 corner-stapled. Radio Society of Harrow meets 8pm at Harrow Arts Centre, Uxbridge Rd., Hatch End on Fridays.

Television

The British Amateur Television Club's latest publication, *The ATV Compendium*, is now out, priced £3.50. Mainly technical articles, the 104-page, beautifully-produced A5 booklet with glossy cover is of interest to all amateur TV operators and enthusiasts. This should keep you occupied for the rest of the year, with some over for next year. Order from BATC Publications, 14 Lilac Av., Leicester LE5 1FN. Membership is £6 a year, on application to The Membership Secretary, Grenehurst, Pinewood Rd., High Wycombe, Bucks HP12 4DD.

BRITISH DX CLUB'S Radio Stations in the United Kingdom

8th Edition

THE COMPREHENSIVE, UP-TO-DATE
DIRECTORY OF BRITISH RADIO
FOR DXERS AND LISTENERS

INCLUDES... BBC & INDEPENDENT
... FREQUENCIES... ADDRESSES...
... TELEPHONE NUMBERS...
... TRANSMITTER POWER/LOCATION...
... FUTURE PLANS... INFORMATION
ABOUT THE BROADCASTERS...
RECEPTION REPORTS...

ALL LW, MW & VHF/FM STATIONS IN FREQUENCY ORDER
CROSS-REFERENCED TO SHOW PARALLEL CHANNELS



ICOM

DUAL-BAND FM TRANSCEIVERS



IC-2400
144/430MHz
2mts 45W
70cms 35W

These new models from ICOM add a new dimension to the mobile scene. Enjoy the freedom of the open road and experience the advantages of simultaneous dual-band operation.

They are capable of receiving on both MAIN and SUB bands at the same time. While operating on one band, you can monitor a second band for activity. It is very easy to switch between the MAIN and SUB bands allowing you to reply immediately to calls received on either bands.

Full duplex operation lets you transmit on one band while receiving on the other for telephone style contacts. Each band can be independently

regulated using separate volume and squelch controls.

Both models incorporate 20 memory channels and a call channel for each band, these memory channels store all the information needed for repeater operation.

For 23cms operation the IC-2500 features a AFC function which automatically tunes the receive frequency to the transmit station frequency. The AFC function eliminates the need to retune if a stations transmit frequency is off centre.

IC-2500
430/1200MHz
70cms 35W
23cms 10W



Icom (UK) Ltd.

Dept HRT, Sea Street, Herne Bay, Kent CT6 8LD. Tel: 0227 363859. 24 Hour.

Count on us!

IC-751A HF ALL-BAND TRANSCEIVER



- **Amateur Bands 160m - 10m.**
- **General Coverage Receiver.**
- **105db Dynamic Range.**
- **100W Output (40w A.M.)**
- **32 Memories.**
- **Electronic Keyer.**
- **CW Semi/Full Break-in.**
- **HM36 Microphone.**

The ICOM IC-751A was created for the ham operator who demands high performance whether entering contests, chasing DX or just simply enjoying the shortwave bands. It is an all mode solid state transceiver with a host of features designed for the crowded HF bands of today.

Additional features include 9MHz notch filter, adjustable AGC, noise blanker, RIT and XIT. A receiver pre-amp and attenuator provides additional control when required. The FL32 9MHz/500Hz CW filter is fitted as standard with CW sidetone on Rx and TX modes. On SSB the new FL80 2.4Khz high shape factor filter is fitted.

The transmitter is rated for full 100% duty cycle with a high performance compressor for better audio clarity. With 32 memory channels and twin VFO's, scanning of frequency and memories is possible from the transceiver or the HM36 microphone supplied.

The IC-751A is supplied for 12v operation but can be used with either internal or external A.C. power supply. It is fully compatible with ICOM auto units such as the IC-2KL linear amplifier and the AT500/100 antenna tuners.

Options available:- PS35 internal AC power supply, PS15 external AC power supply, EX310 voice synthesizer, SM8 desk microphone and SP3 external loudspeaker.

Helpline: Telephone us free-of-charge on 0800 521145, Mon-Fri 0900-13.00 and 14.00-17.30. This service is strictly for obtaining information about or ordering Icom equipment. We regret this cannot be used by dealers or for repair enquiries and parts orders, thank you
Datapost: Despatch on same day whenever possible.
Visa & Mastercards: Telephone orders taken by our mail order dept. instant credit & interest-free H.P.



LETTERS

Letter of the Month

I recently came across a reference to emc (electromagnetic compatibility) requirements due to be introduced by the EEC. Apparently any electronic or electrical equipment must have a specified immunity to external electrical interference, and not radiate interference above a certain level. I also read that one piece of equipment cost one million pounds to test. Will this prevent amateur radio construction? Or, will the regulations mean an end to tvi caused by inadequately designed tv tuners, and to harmonics of the line frequency all over the HF bands?

— A J McNab, Milton Keynes

I believe that amateur radio construction is exempt from the testing requirements, but of course the licence requirements not to radiate significant levels of harmonics have always meant that amateur equipment should be of a standard likely to meet the regulations. Commercially made equipment will have to comply with the regulations, though I believe that emc testing is not required if the manufacturer certifies that the equipment does comply. On the other hand, the fines for selling non-compliant equipment are reputed to make the testing fee seem cheap.

There should certainly be a reduction in tvi and line whistles from televisions, as well as interference from other sources. The extent of the improvement is impossible to judge, because the regulations have not yet been finalised. Interference is fiendishly difficult to quantify and measure in a fashion relevant to its effects on users of electronic equipment. Another advantage for amateurs will be that things like electronic fuel injection systems in cars will be immune to a certain level of rf, allowing transmitters to be used with more confidence.

Some problems could be caused, however. The regulations are due to come into force on Jan 1st 1991, but they have not yet been issued. When they are issued there will be limited time to test equipment, and there may be delays before new (or currently available) equipment can be released for sale. The other problem could be that, faced with telephone number testing fees, smaller amateur radio suppliers will either close down, or take the risk of assuming that equipment meets the specification, and be fined into bankruptcy. Hopefully there will be some specific provision to avoid this — we must wait and see. — G3YZW

James Bond scene in dusty Cairo. I had no idea where the DOPAT was, as the letter had no address on it. I headed towards a tall lattice mast, and within a few minutes I saw that it belonged to the Cable and Wireless station.

I headed back to the quayside and found the Post Office. I asked a man at the counter. He looked at my letter and said I should ask a policeman. At last I had found someone who knew where I wanted to go.

I eventually found the building. An employee was gazing across the town from a balcony about 30 feet above me. I climbed a couple of steps only to find the doors locked. I went back outside and shouted up, saying "Amateur radio... a licence". He appeared a few moments later at a side door. I showed him my letter. "Can you issue me with a licence?" I asked. He nodded. "Can it be done quickly, as I have to go back to Bardos at 5 o'clock?". "Hold on", he said, and dashed away. Moments later he returned with another man, who said "I am afraid this department is closed at the moment. Can you come back tomorrow?". I said that I would, knowing I wouldn't be able to.

Maybe I will return another day and activate 8Q7GB (the authorities seem to issue the last two letters of your callsign prefixed by 8Q7) but at least I will know which mast to look for next time.

— Mark Rogers G4RGB, Wigmore, Gillingham.

Radio Silence In Paradise

Early last year I decided to have an exotic holiday in the Maldives, a group of islands which, on a map, look like a spray of ink, just south west of India.

First I rang the reciprocal licensing department at RSGB. "Maldives? Where's that, then?", said a lady at the other end. I explained and I was told that there was no formal reciprocal agreement, although she would send any details that were available.

A week later a letter arrived saying that I should write to the Department of Posts and Telecommunications on Mate — the capital island — which I did. I received a letter from the Deputy Director at the DOPAT saying that I should report to his office on arrival in the Maldives, and a licence would be issued. "Simple", I thought. So there I

was, one Thursday in September, voyaging from Bardos (approximately 800 yds long and the same wide) to Mate (less than a mile across).

When we got there, I walked into a bazaar area that reminded me of a

In lands where everything is manana, you have to arrive yesterday so that you can arrange tomorrow for today. Or try bribery. Or go sit in the sun and have a long, cold drink.

£10 FOR THE LETTER OF THE MONTH

You've got a gripe about the bandplans, or your're sick of being wiped out by next door's microwave. Or maybe you've been bowled over by the excellent service from your local radio shop.

Whatever you've got to say about amateur radio say it here in the letters column and you could win yourself £10 for writing the letter of the month.

Sent your epistles to: Letters Column, Ham Radio Today, ASP Ltd, Argus House, Boundary Way, Hemel Hempstead, Herts HP2 7ST.


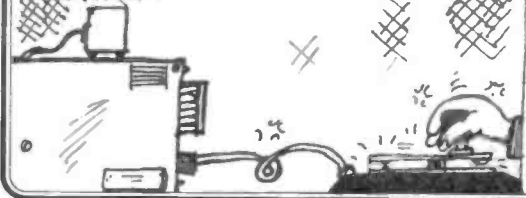
SQUELCH

NO... I DON'T THINK YOUR WIFE IS UNREASONABLE....

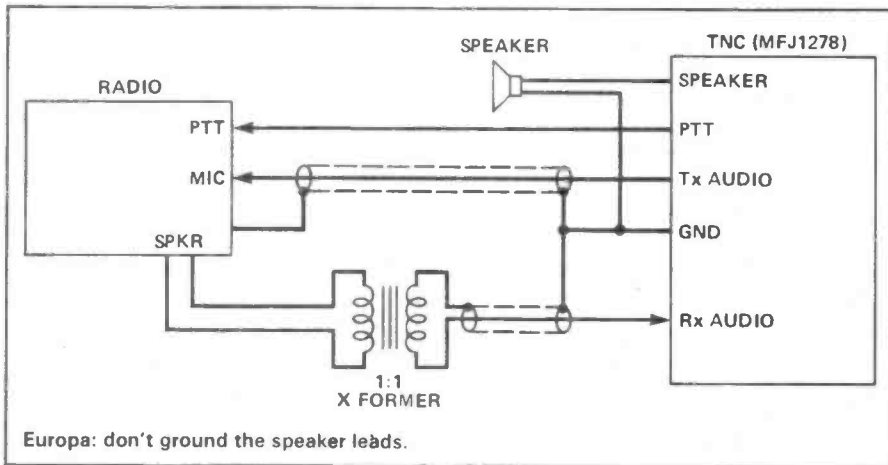
FOR NOT LETTING YOU SPEND £2,000 ON A NEW RIG....

OH, AND BY THE WAY...

CHRIS IS SHORT FOR CHRISTINE!



PETER COUPE. ©



Use Your Guide

Please could you send me a list of amateur radio clubs for my area, which is west and north London. I would like a club with some equipment and one that gives help with morse.
— H E Dadack, Southall, Middx.

All the ARCs we know about at present are listed monthly in Radio Tomorrow with a precis of their activities. I gather Loughton DARC is well-organised and active. If Loughton is too far for you to travel, try ringing round some of the others and asking for details. We can't fit everything they tell us into our pages, but we try to give a fair taster and a contact number.
— HPA.

We regret that Ham Radio Today cannot reply to queries individually. Every month we publish a section of the most interesting. We will endeavour to answer straightforward queries about the back issues index if readers enclose an SAE and much patience. It helps if letters and back issue enquiries arrive on separate sheets of paper, although the same envelope can be used.

Europa to Packet

Further to C4HCL's article on the Pye Europa conversion, there is an important point omitted which concerns its conversion for packet radio. Neither of the Europa's speaker leads is connected to chassis, and they must not be grounded, otherwise damage to IC3 in the power amp and other components will result.

Therefore instead of the usual connection from radio to tnc in respect of the RX audio, I suggest that a 1:1 coupling transformer be inserted in the speaker leads as in the attached sketch. These connections are shown using a MFJ 1278 data controller as tnc.

— D T Steer G8LER, Mannamead, Plymouth.

All That Work . . .

G4XPP's letter in your May edition stimulated me to write to you.

It took me two years and several examinations to pass my 8wpm to 12. True, I do not use it very much now. I concentrate on getting new members to concentrate on their voice procedure. I enclose part of a letter I sent to a new packet operator in South

America. It may interest you.

I only started Ham Radio Today eight months ago, but have had my Wireless World since 1923.

(Herein follows the extract from the letter.)

"May I pass on some excellent advice given me many years ago by a mercantile marine 'sparks' (ship's radio operator) when I was 'bones' (ship's doctor): 'Try to emulate professional quality by having clean, clear signals, good voice procedure and courteous technique. Keep the apparatus in tip top condition, especially the joints. Keep signals short, giving call signs, keeping within allotted frequencies and avoiding adjacent interference

(splatter). Give honest reports. Avoid working amateurs who violate good principles. SWLs and pirates often progress and become good amateurs — encourage them by your example.'" (And many another wise saw of advice both from the ancient sparks, and Jack, promoting clarity and lambasting band-cloggers and time-wastrels.)

"Best regards from a Greybeard who started with a coherer in 1918."
— Jack Swanston GM3ZVF, Kirkcaldy, Fife.

Couldn't agree more about the courtesy and the joints. Not so sure about the subsequent advice to avoid gossips and groups. There must be something to occupy us between DX reports and emergencies. Rag-chewers, um, well, maybe. Gas-bags, granted. Greybeard though he be, Jack shows that he is still working on bringing the old traditions band up to date — he calls me Ms Armstong instead of Sir.

Incidentally, wave if you noticed that the new editor of Electronics and Wireless World is Frank Ogden G4JST, who launched Ham Radio Today back in 1982. Today, Ham Radio — tomorrow, the World.

Packet Radio

Roundup

Several amateurs have had FM phone QSOs with astronauts aboard the Russian MIR space station, now busily trying to keep up again now the Americans are planning to place an Amateur Radio station aboard their

facility that exists on Worli bulletin board stations.

This is an intelligent 'server' that collects data related to callsigns and answers queries using that data. The data is collected from WP messages

G4HCL gets off the ground with the astronauts and down to earth with "white pages".

space shuttle in March 1990, this time adding packet radio to the mode of communication. Approval for the inclusion of the Space Shuttle Amateur Radio Experiment (SAREX) on the secondary payload list of flight STS 35 has just been received from Nasa headquarters, and Ron Parise, WA4SIR, a payload specialist for the Astro 1 payload to be carried on that flight, will operate the station in the orbiting shuttle. WA4SIR plans to communicate with amateur radio operators worldwide using voice and video communications, as well as packet radio.

The orbit of the shuttle should permit amateurs located between approximately 46 degrees north and 46 degrees south latitude to communicate directly with the spacecraft. The signal level should also be strong enough so that a standard scanner radio will be able to receive them, so now you know!

White Pages

Now what are 'White Pages', you may ask? I was recently invited to the local Hants/Dorset sysops meeting, attended by the five BBS sysops and two network node sysops (including myself — running four TheNet nodes from G4HCL for BBS linking!). From this, it became apparent that many users knew very little, if anything at all, about the 'WP' or 'White Pages'

transiting the MailBox, message headers, and logged in users, so be careful, your messages are being noted! Callsigns are kept in three different classes:

- 1) users that have logged in to your local BBS
- 2) other BBSs that have been noticed in message headers
- 3) users of other BBSs seen in WP Update messages

The data collected on each call is: callsign, home BBS, zip code (normally entered as the QTH locator), name and QTH. A WP query is simply a message addressed to WP entered on your local Worli type BBS. Each line of the message is the callsign, a space, and a question mark. WP returns a line containing all information about that callsign. So, if you're not too sure which of the Worli network BBSs in your areas is the 'home' BBS used by your friend G9XYZ, all you need to do is log into your local 'box' and find out. A shortened form with the use of the 'P' command may be used for local requests, by entering 'P G9XYZ' or whatever. The BBS will reply with a single line giving the information as entered by him when he first logged into his local BBS. Remember those requests for you to enter your name, QYH, QTH locator, and home BBS? Well they *do* serve a purpose.

A further method is to send a

message to 'WP' entered in on your local BBS, which where appropriate will be forwarded to a distant server to provide information on stations not known at your local BBS. Let's give an example.

I log into my local BBS, GB7XJZ-2, it returns with a '1>1 prompt and I send a message to WP by entering 'S WP' followed by a carriage return. The 'Subject' prompt need not have anything entered apart from a carriage return, then in the message field I enter the following, ending in a '/EX' as usual to terminate the message:

```
G4AEU ?
G1JAF ?
G3PLX ?
G6OLK ?
G8HWF ?
/EX
```

The BBS will return a message to me:


Msg#	Stat	Size	To	From
3410	P	296	G4HCL	WP
@ BBS	Date/Time	Title		
	0514/2012	WP Reply		

Reading this gives:

```
Date: 14 May 89 20:12
Message-ID: <3410@GB7XJZ>
From: WP@GB7XJZ
To: G4HCL@GB7XJZ
Subject: WP Reply
```

```
On 890514 G4AEU @ GB7AEU zip
IO90HV Malcolm Southampton
On 890509 G1JAF @ GB7KCM zip
IO90GT Tony BEAULIEU
On 890507 G3PLX @ G3PLX zip
IO90 PETER AM/PK GWAY ON
14076 kHz
On 890514 G6OLK @ GB7XJZ zip
IO90IV frank hedge end
On 890513 H8HWF @ GB7KCM zip
IO90 Dave southampton
[From WP @ GB7XJZ]
```

From this one can tell where to send any messages to, as well as



"Of course — a lot of the younger amateurs don't even remember steam radio".

for instance like to leave your rig and TNC monitoring 50.400MHz FM, where ZS6SE (South Africa) may be found, the path to ZS from the UK being open most days around lunch time. Thanks to Etienne ZS6SE for the info, you can send him a message for skeds of reports etc. addressed to ZS6SE @ ZR6ADO.

End of Message — CTRL-Z

That's all for this month. Next month I'll provide a bit of information regarding forwarding and reverse forwarding between your local BBS and the personal message store residing in many TNCs. Please keep the information coming, remember it's a two-way system, I'm always happy to give a mention to the activities of various groups. I can be reached via packet with a message routed to G4HCL @ GB7XJZ, or via Prestel Mailbox 011138096. If you prefer pen and ink, then letters addressed to Chris Lorek, c/o HRT Magazine at the editorial address will also get to me, but please note that my callbook address is *not* correct. Till next month, 73 de G4HCL.

other gems of information, clever eh? I wonder if amateur communication is covered by the data protection act?.....

6m Packet

As we approach another sunspot maximum, an ideal opportunity pre-

sents itself in worldwide communication on 6m. As well as having DX contacts, the very nature of packet radio with its automatic beacon and ID packets together with in-built logging operations lends itself nicely to providing useful propagation experiments without the need for constant supervised operation. You may

Have



HAM RADIO TODAY

*delivered to your door FREE !**

That's right, if you take out a year's subscription to Ham Radio Today we will make sure that it is delivered to your door each month at no extra charge*. Just fill in the coupon below and send it to the address given with a cheque, money order or credit card instructions to cover the cost of the subscription. We'll do the rest.

* Overseas subscription rates include postage.

UK: £16.80; EUROPE: £21.30; MIDDLE EAST: £21.50; FAR EAST: £23.20; REST OF THE WORLD: £21.80 or USA: \$38.00
Airmail Rates on Request.

Send this form with your remittance to:
INFONET LTD., 5 River Park Estate,
Billet Lane, BERKHAMSTED,
Herts. HP4 1HL, United Kingdom

Please commence my subscription to Ham Radio Today with the issue. I enclose my cheque/money order for £..... made payable to ARGUS SPECIALIST PUBLICATIONS
Or Debit my Access/Visa number

Valid from to Signature

Name Address

..... Postcode

New subscriber Subscription renewal/extension (delete as applicable)

Up The Tower

Chris Lorek G4HCL to the dark tower came, and upped his odds!

It's the piece of radio equipment that many amateurs dream about, a nice wind-up tilt-over tower adorned with aerials to beautify their back garden and make them the envy of local amateurs! Well, that's the theory, and it is often said that beauty is in the eye of the beholder! But several years ago, after getting fed up with climbing ladders and getting active with the masonry drill into the side of the house to put yet another aerial pole up, I eventually decided to splash out on one of these 'amateur dreams'.

The advantages are many, of course, as I told the XYL. Rather than having the aerials permanently erected out of the reach of easy maintenance, and up there all the time even when they're not being used, a tilt-over tower lets you lower them DOWN with ease. All maintenance, aerial changes, mast-head pre-amp additions and the like can be performed at ground level. Whenever the aerials are not in everyday use you may (works well with the local council, as it did in my case) even bring them all down below the ridge height of your roof to keep the neighbourhood beautiful.

Choose Carefully

My first tower was a 30ft three-section lattice job made by a firm in the north-east of England. The first strong wind snapped the head unit



completely off the retracted tower, causing around £500 worth of damage to the aerials and rotator. More seriously, my wife was in the garden at the time, around 10m away from the system when it came tumbling down. When examined, rust within the snapped weld revealed all — oh dear. The supplier certainly knew my feelings about his manufacturing! As I was due to move house shortly, I decided the next tower I purchased would be from a reputable and carefully chosen manufacturer.

Offerings

I had previously had lengthy discussions with the engineering firm of Allweld, and I was very pleased with their AQ-620 compact HF yagi which I had in use with very good results (having previously used a loaned 'MH' minibeam). With this in mind, it was almost a natural choice

when they sent me one of their tower catalogues — into my pocket I dug! I settled on the D444 three section 13.4m (44ft) high model, and eagerly awaited its arrival. Being slightly nomadic, moving house five times in eight years and having to leave the concrete-encased ground post at the last QTH (described as a 'Rotary Clothes Line Support' — I pity the new owner if they try to get it out!), I decided this time to plan ahead. Happily the manufacturer could supply a post 'sleeve', which fits around the post allowing it to be removed, leaving just the sleeve embedded in the concrete. This proved ideal, so the potential tower order was quickly augmented.

Site Planning

As my house was newly built, I consulted the plans to check for present and future service runs, and

double checked with the builders who were still working down the road on the next phase of houses. No problem was the answer, the next action was to check where the tower would fit. Several matters must be taken into account here, such as the length of the tower plus the extra dimensions of the tower behind the ground post as it tilts over, the length of coax feeder runs to the shack, and of course the screening effect of the house to allow it to become as inconspicuous as possible to the neighbours.

After settling on the site, the required formalities concerning neighbours and the council could then be undertaken as appropriate, luckily in my case this was not a problem. The matter of planning permission has been covered in last month's HRT so I will not dwell on it further here.

Hole Digger

Following all this, the next question was 'what size of hole?'. Depending upon the soil type and drainage characteristics, the geography of the area as well as the site itself will dictate the size of the foundations. This has been well documented in the

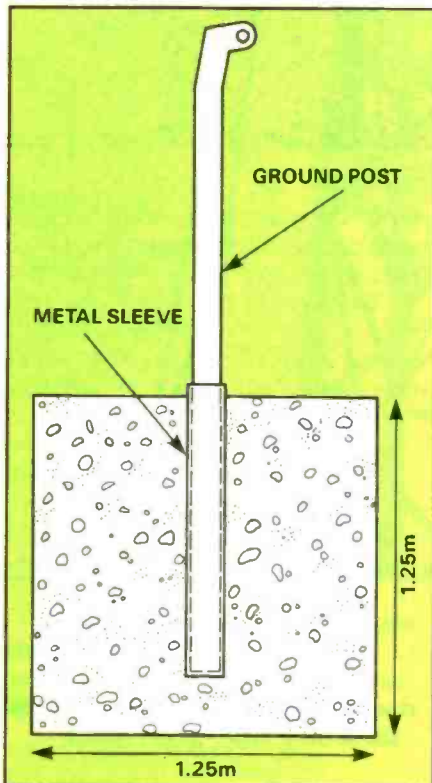


Fig.1. A metal sleeve encased in concrete allows removal of the ground post when required. Sleeves can be bought commercially.

past in several publications so again I will not dwell on technicalities here. The adage of "If in doubt, ask!" certainly holds true, and you should normally find any reputable tower manufacturer or distributor quite helpful. I found I needed a 1.25m cubic hole, so out came the shovel. After digging down to 1m, a 'clunk' was heard — oh dear (or words to that effect). Yes, I'd discovered a land drain pipe leading off to nowhere in particular, which no-one seemed to know about! There was only one thing to do to stay on the safe side — dig another hole!

The Ground Post

After a while, I got quite used to all this physical effort; the second hole only took around half the time of the first, and the XYL became expert at wheel-barrow manoeuvring between the two. Eventually, it was ready, and a wooden framework was constructed to support the heavy ground post with its fitted sleeve, and to keep it in place during the addition of concrete.

Levelling the post was very simple with the aid of a large spirit level.

Next came the little matter of the concrete. Two immediate choices were ready-mixed or do-it-yourself. The cost of hiring a small mixer for a weekend together with the cost of the cement, sand and ballast, were in my case within a few pounds of the cost of having ready-mix delivered. After the hole digging efforts, there are no prizes for guessing the method chosen.

Of course there had to be one problem. In common with most amateur towers, mine was at the rear of the property, too far and at the wrong angle for concrete to be 'chuted' down to the hole from a mixer vehicle positioned on the road or driveway. Access to the rear was limited in my case by a 2m high fence — very simple, take the fence away! The posts of this were concreted in — no problem as I would soon have plenty more to spare for re-concreting. The local builders were very helpful, allowing me to economise even further by purchasing a 'part load' from the concrete supplier, the builders (nice chaps) even helped with the fence removal and re-erection, as well as the concrete transportation and hole-filling.

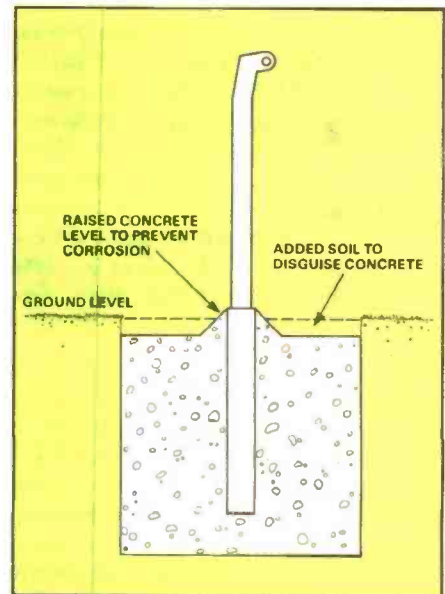


Fig.2. Concrete positioned below the ground level with a raised area around the ground post sleeve.

Waiting . . .

After checking the ground post was still perfectly level, all that was needed was to wait for the concrete to set completely, covering it as required to save any problems with the surface cracking due to day/night temperature variations. While a small, separate amount of concrete was half-set, I took the advantage of building up a small 'pyramid' around the ground-post to save water built-up, preventing any possibility of a weak spot in the future due to

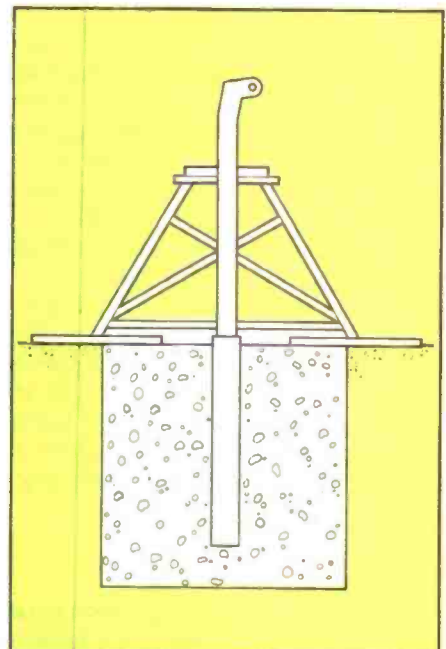


Fig.3] The supporting framework for the groundpost.

rusting. This was also necessary as I had decided to have the concrete level around 10cm below the average ground level, with soil and grass seed added above the concrete. When moving house the ground post could be extracted leaving a reasonable piece of grass rather than a large unsightly patch of concrete. After two weeks, the concrete was ready to take the load.

Tower Erection

Following all that, the entire tower assembly took less than half a day. The very clear instructions provided by the manufacturers helped a great deal. Two types of winches were available, the standard ratchet type and the auto-brake variety. The ratchet type has the advantage of reliable performance at an economic price, but to prevent any mishaps when lowering the tower, in case I were to slip and let go of the crank handle, I settled on the auto-brake variety. Although costing a little more, this type certainly gives me a slightly greater peace of mind as well as reducing the effort required when lowering and tilting the tower. Following assembly, a trial 'crank up' was made; a walk around the neighbourhood quickly followed to provide a degree of user satisfaction following all the hard work!


Aerial Fitting

All that remained was to fit the rotator to the tower head unit, test this out, and fit the stub mast and aerials. The four element Altron AQ-620 20m/15m/10m/6m yagi was the first to be fitted, with additions of 4m, 2m, 70cm and 23cm beams as and when required on the stub.

Another walk around the neighbourhood, then the fun started! No — not the neighbours complaining, but the on-air results. As to be expected, DX stations on HF started coming back to the first rather than the nineteenth call, links on HF packet also became much more reliable, 2m and 70cm stations were easily workable.

Over The Months

The tower has now been in use for nearly a year, with many types of aerials fitted for general nattering as well as review performance tests; it



certainly makes a difference from climbing ladders. Some amateurs are stupid enough to go along with the idiotic idea 'If it didn't blow down last winter, it wasn't big enough'; fine if they don't mind killing themselves or other people. The installed system has survived many strong winds without any problems, as it is designed to do, and peace of mind at

night is a great feeling.

As for the neighbours, the only comment I ever had was 'don't you need a red light on top of that mate?'. I think they were glad I didn't.

My thanks go to Mr. Alan Barraclough of Allweld Engineering for his helpful advice when planning the tower project.

ENTERPRISE ERA RADIO APPLICATIONS LTD.

26 Clarendon Court
Winwick Quay Warrington WA2 8QP.
Telephone (0925) 573118

PRICE £139.95
includes VAT & Postage

Full 12 months guarantee



FEATURES

- SMALL & COMPACT.** Ideal for the small shack. The built-in LCD display eliminates the need for TVs or monitors.
- LOW COST.** Compare this with any other self-contained reader with these features. Only the highest quality components are used to guarantee performance and reliability.
- EASY TO USE.** No computers to set up or tapes to load. No filters, interfaces or special leads. Just connect to headphone socket or speaker and switch on.
- MORSE.** Decodes hand or machine sent morse between 5-50 WPM. Auto/man speed tracking. Built in bandpass and notch filters. Noise blanker. LED bargraph tuning and signal strength indicator. Built in text editor.
- RTTY.** Decodes and displays both commercial and amateur RTTY. Built in shift indicator. Automatic polarity sense. Unique synchronous sampling system for high noise immunity and wide operating range. Two dedicated control processors to decode, edit and display text (45/50/75 Baud - 170/425/850 Hz shift).
- TUTOR.** The built in tutor contains all the features you expect including auto repeat. Plus the ability to see what's being sent or what your sending!
- RS232.** For direct connection to compatible terminal units or printers at 1200 to 9600 Baud or to our Intelligent buffer/interface at up to 1 Mega Baud.

TO ORDER OR FOR MORE INFORMATION ON THIS OR OTHER OF OUR PRODUCTS JUST RING OR DROP US A LINE

Also available from:- RAS, Nottingham; STAR, Tyne & Wear; HOWES, Daventry; CRT, Jersey

muTek limited

R.F. Technology

muTek in 1989

muTek limited returned to Amateur radio in mid 1988 with new headquarters in Long Eaton, Nottingham. Since the relaunch of the company, many of the old products have now become available again, and a range of new products are beginning to appear. muTek's emphasis on high quality and high performance equipment means true value for money. Much effort too has been put into the appearance and physical design of the equipment so that it will give years of reliable service. Most of the current range of products are available from stock; for those items that are not listed as stock items, delivery is normally within 6 to 8 weeks, though this is usually dependent on certain rare components.

muTek limited Product and Price guide

High Performance Transverters

Type	Description	Power	Price	Post	Delivery
TVVF 50c	6 meter from 2m	10W out	£285	b	ex stock
TVVF 144a	2 meter from 28 MHz	10W out	£350	b	ex stock
TVHF 230c	all H.F. bands from 2m	10W out	£450	b	8/12 weeks

Mast Head amplifiers Low Noise sealed IP65

SLNA 433sp	70cm 1.2 dB N.F. 12 dB gain	£120	b	ex stock
GMFA 144e	2m GaAs fet available soon			

Low Noise Preamplifiers general

SLNA 144s	2m <1.0dB noise fig 14dB gain	£45	a	ex stock
SLNA 145sb	Receiver optimised preamp for FT290 Mk1	£35	a	ex stock

Replacement Front End Boards

RPCB 144ub	FT221 FT225	£95	a	ex stock
RPCB 251ub	IC 251 IC211	£95	a	ex stock
RPCB 271ub	IC271	£100	a	4 weeks

Postage and Packing

a	£2.50	b	£5.00	c	£10.00
c transport by courier available on all products					

muTek limited — the rf technology company



P.O. Box 24, Long Eaton, Nottingham NG10 4NQ 0602 729467

GAREX ELECTRONICS

WEATHER SATELLITE SYSTEMS

☆☆ NEW ☆☆☆ NEW ☆☆☆ NEW ☆☆☆

SPECTACULAR NEW ATARI ANIMATED SYSTEM

Garex are proud to announce that they have been appointed sole UK dealer for this incredible new Timestep product. Following on from Timestep's phenomenal success in the education market a special low cost Atari ST version of their animation system is now available. Simply plug in your existing receiver to view amazing pictures. For the ultimate, add a Meteostat receiver for unbelievably smooth 15 frame animation that is completely automatic once set up. Just watch the clouds roll by! New pictures are added twice an hour if required, the oldest being discarded automatically. This sophisticated package will run on any Atari ST-1040 and compatible colour monitor, comes complete with all software and colour-keyed Atari interface unit. **£299.00**

Optional 16 grey scale adaptor for colour monitor **£24.95**

For those who would like a one-stop-shop, we offer the complete package of a ready-to-run system: Meteostat dish and receiver, Atari interface unit, grey scale adaptor, 14in colour monitor, Atari ST-1040 computer, software (including demo disc)

AND, OF COURSE, ALL PLUGS AND CABLES
On your doorstep **£1,695.00**

COMPACT FRAME STORE SYSTEM

The basic MICROWAVE METEOSAT system, no complications, a complete plug in and go package requires no computer, no software, and can be up and running, including dish alignment within ten minutes. Nothing more to buy: dish, microwave receiver, frame store, 12in b/w monitor AND ALL PLUGS AND CABLES. Designed by Timestep, supplied by Garex **£995.95**

137MHz VHF SATELLITE ACCESSORIES

137MHz active antenna + 35m cable	74.75
137MHz 10-channel receiver	£155.25
SAE for full details and prices of other 'separates'	

GAREX VHF RECEIVERS

The celebrated Timothy Edwards designs now owned and manufactured by GAREX.

- ☆ A simple but versatile design capable of covering spot frequencies in the range 25-200MHz.
- ☆ Excellent sensitivity (typically 0.4uV for 12dB SINAD).
- ☆ Double superhet (10.7MHz and 455kHz IFs).
- ☆ Choice of IF bandwidths from 'W-SAT' to '12.5kHz' PMR standards.
- ☆ The basic receiver is single channel crystal controlled.
- ☆ Multichannel option.
- ☆ 2 watt audio output stage having a low quiescent current.
- ☆ Size: 153x33x13mm
- ☆ Requires 10-14v DC supply.

PRICES:

Stock Versions: (fully assembled, aligned and tested boards) 6m, 4m, 2m and Weather Sat: **£49.95**

Complete cased version and special options: details and prices on request. Crystals can be supplied if required; most popular 2-metre frequencies and the currently active weather satellites are readily available. Crystal prices on request.

☆ Mains power supply module: **£15.50**

GAREX VHF PREAMPLIFIERS

- ☆ Compact size: 34x9x15mm
- ☆ Up to 26dB gain
- ☆ Can be made for any frequency in the range 40-200MHz
- ☆ 3dB bandwidth ±3MHz (at 145MHz)
- ☆ Uses BF981 (0.7dB NF at 200MHz)
- ☆ Input and output impedance 50 ohms
- ☆ 1dB compression: +10dBm
- ☆ Saturated output: +15dBm
- ☆ Supply voltage 8-17v DC at 5-10mA

Stock Versions: (fully assembled, aligned and tested boards) 6m, 4m, 2m and Weather Sat: **£11.45**

Airband 118-136MHz (Reduced Gain) **£11.45**

Other frequencies in range 40-200MHz **£13.75**

☆ HIGH PERFORMANCE ☆ 2 METRE PRE-AMPLIFIER

- ☆ 3 Band-pass stages for improved selectivity
 - ☆ 16dB gain with 1dB NF
 - ☆ Switches 35 watts
 - ☆ RF switched (fail-safe action): gas-filled relays
- Assembled, tested pcb **£42.50**
Boxed version **£49.95**
Gas-filled relays as used in pre-amp **£4.95**

Main Distributors for REVCO ELECTRONICS LTD.

Prices include UK P&P and 15% VAT
Ask for details of our Interest Free Credit



GAREX ELECTRONICS

HARROW HOUSE, AKEMAN STREET, TRING HP23 6AA


TEL: TRING (044282) 8580

and CHEDDINGTON (0296) 668684

Callers by appointment only



CONVERSION: MARK 123



Ross Bradshaw G4DTD converted his Mark 1-2-3 for fun, but gets some work out of it too.

The Mark 123 was introduced in late 1958. It followed on from the earlier B2, being intended for special forces. The 123 is obsolete, and many are now available as surplus.

The 123 is a portable transmitter/receiver *not a transceiver* able to operate in the range 2.5 to 20MHz in three bands (2.5 to 5MHz, 5 to 10MHz and 10 to 20MHz). It will therefore cover the 3.5, 7, 10, 14 and 18MHz amateur bands. The transmitter is CW only, with a maximum output power of 25W. The receiver will receive AM, CW and SSB, though the latter requires careful tuning.

The Power Supply Unit

The case of the 123 has the transmitter at one side, the receiver at the other, with the power supply in between them. It will run on supplies in the range 100 to 150V and 200 to

250V, and there is a thumb wheel switch to set the voltage in ten volt steps over these ranges.

Two optional extras are available: an inverter to be used with a 12V battery, and a hand cranked generator. In addition, a re-former is provided, to re-form the electrolytics if the set is left unused for several months.

The circuit of the power unit, with the switch in the transmit position, is shown in Fig. 1. The configuration of the HT section on transmit is shown in Fig. 2, and that on receive in Fig. 3. The basic voltage doubler configuration is the same in both cases, but on receive a lower transformer tapping is used. Several other differences are also apparent. In the transmit configuration, the key-up current of the transmitter flows through R3 and R4, providing approx-

imately $-125V$ to the grid of the pa valve and slightly less to the grid of the oscillator. This keeps the valves cut off until the key is pressed. The key, shown in Fig. 5 (the transmitter circuit) effectively shorts R4, removing the negative voltage on the oscillator grid and reducing that on the pa grid to about $-35V$. This allows the unit to transmit.

On receive the main output is further decoupled by R1 and C1, while a separate output is provided for the receive oscillator, via R2. This voltage is regulated by V8, shown in the receiver circuit diagram Fig. 4. The extra voltage drop in the main receiver ht supply, caused by the current flowing in R1, drops the 180V on the main smoothing capacitors to approximately 155V.

The Receiver

The receiver is a single superheterodyne. Once the Rx/Tx change over switch is put to receive, not only is the HT taken off the transmitter and onto the receiver as described in the PSU section, but the aerial is also switched over. Signals are fed via the aerial into one of three tuned circuits, depending on which band is being used. The output of the relevant tuned circuit is fed into the RF amplifier V1, which is an EF72. The amplified signal is passed from the anode of V1 to one of three tuned anode circuits, again depending on the band. The output of V1 that is fed into one of the primaries enters that circuit along with the local oscillator signal from V5, which is also an EF72.

The local oscillator is of the tuned grid type. Its screen voltage is stabilised by a neon valve, V8, a QS1202. Both the output of V1 and the signal from V5 pass via the tuned anode circuit of V1 into the mixer valve V2 and EF73. After mixing, the IF of

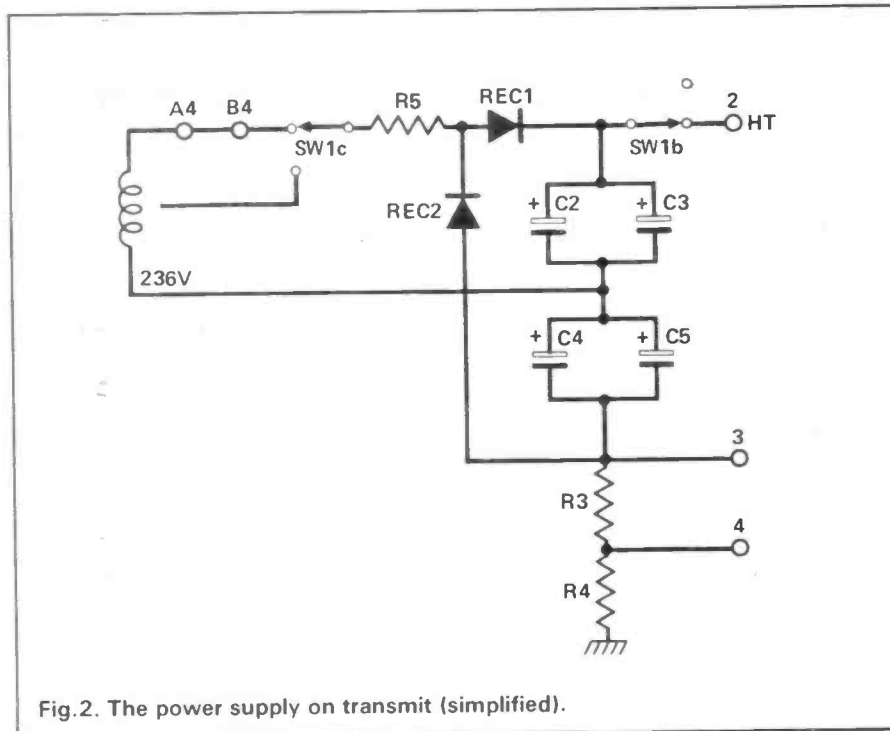


Fig. 2. The power supply on transmit (simplified).

band. To assist in tuning the output of the oscillator valve, a small neon bulb, LP1, is provided. Tune for the brightest glow, using the drive control C9. To assist in tuning the aerial tuning unit a small amount of RF is tapped off and rectified by the circuit C14, C15, rect 1, rect 2, R11, R12, C16, R13/R15 and fed to the small built-in meter, where one tunes for the highest reading. In the control grid circuit of V1, the components C1, R2, C18 are the key click filter.

Transmitting

To transmit, connect an earth lead to the 123 and take it to earth. Connect an aerial, which can be a long wire as supplied, or you can do as I often do, and use coax with the braid to the earth socket of the 123, the inner to the aerial socket and the other end to a PL259 plug.

Using coax, I would plug the 123 into my KW107 Supermatch and switch to dummy load, tune into the dummy load and then switch to my aerial (in my case an indoor trap dipole). I would then use the KW107 as my ATU and tune into the dipole, using the ATU controls and built-in SWR meter. If you are not sure what to do, stick to a long wire.

Let's assume you are using a long wire. Connect up the proper voltage supply and switch on, allowing five minutes to warm up. Take a crystal, an A, C or FT, or any crystal that will stand up to 60 milliamps. Assume in our case it is a 3.5MHz crystal: plug it in and set the changeover switch to transmit. Set the band switch to the 2.5 to 5MHz position. Press the key — either an external one or the built-in one. Tune the crystal tuning control for maximum neon brightness. If you get two tuning points, take the lowest dial reading of the adjusting control as the correct one. Release the key. Set the aerial matching control to position one. Press the key and adjust the aerial tune control for the highest reading in the meter. Release the key. Try tuning the aerial tune control again with the aerial selector switch in position number two (if necessary three or four) for the best reading. You are now tuned to 3.5MHz.

To transmit on 7MHz, tune as before, but change the band switch to the 5 to 10MHz range. If you get two tuning points on the neon, take the highest reading as correct in this instance.

shorted, allowing it to oscillate. The key also reduces the negative bias to the control grid of V2. The signal from V1 is applied to the control grid of V2 via C5.

There are three switched tuned circuits connected to the anode of V1. L1 and C9 are for the 2.5 to 5MHz range, L2 and C9 for the 5 to 10MHz range and L3 and C9 are for the 10 to 20MHz range. By tuning the required circuit, one can select the fundamental crystal frequency or the sec-

ond harmonic. In some cases one might be lucky and get a third harmonic, but it is not recommended in the manual.

This means that a crystal for 3505kHz can be used for 7010kHz as well as for 3505kHz.

The output of the pa valve is tuned by one of three circuits. This final tuning is in fact a built-in ATU, consisting of C13 and L5 for 2.5 to 5MHz, C13 and L6 for 5 to 10MHz and C13 and L7 for 10 to 20 MHz

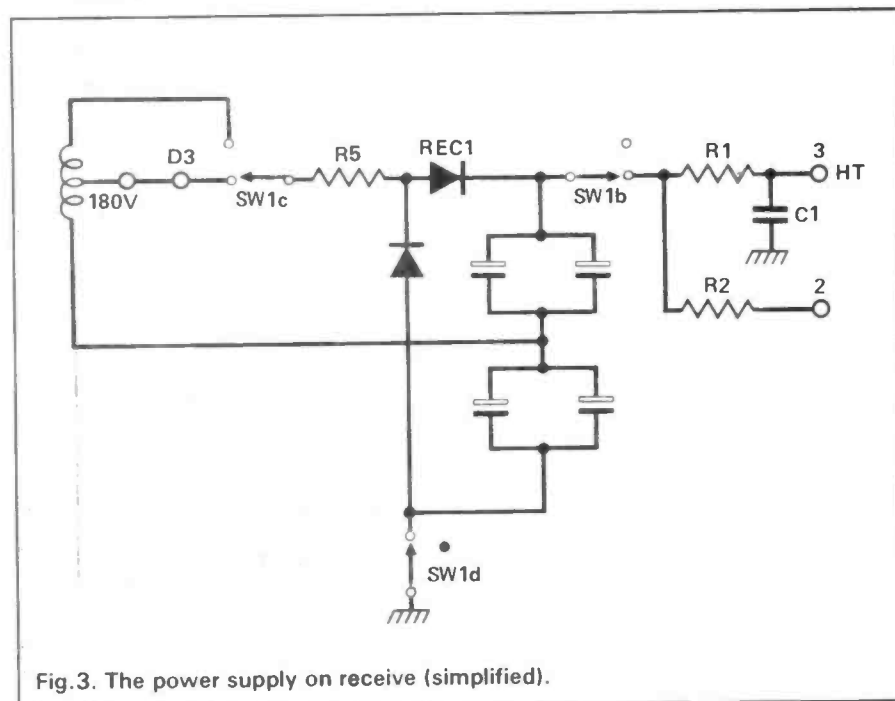
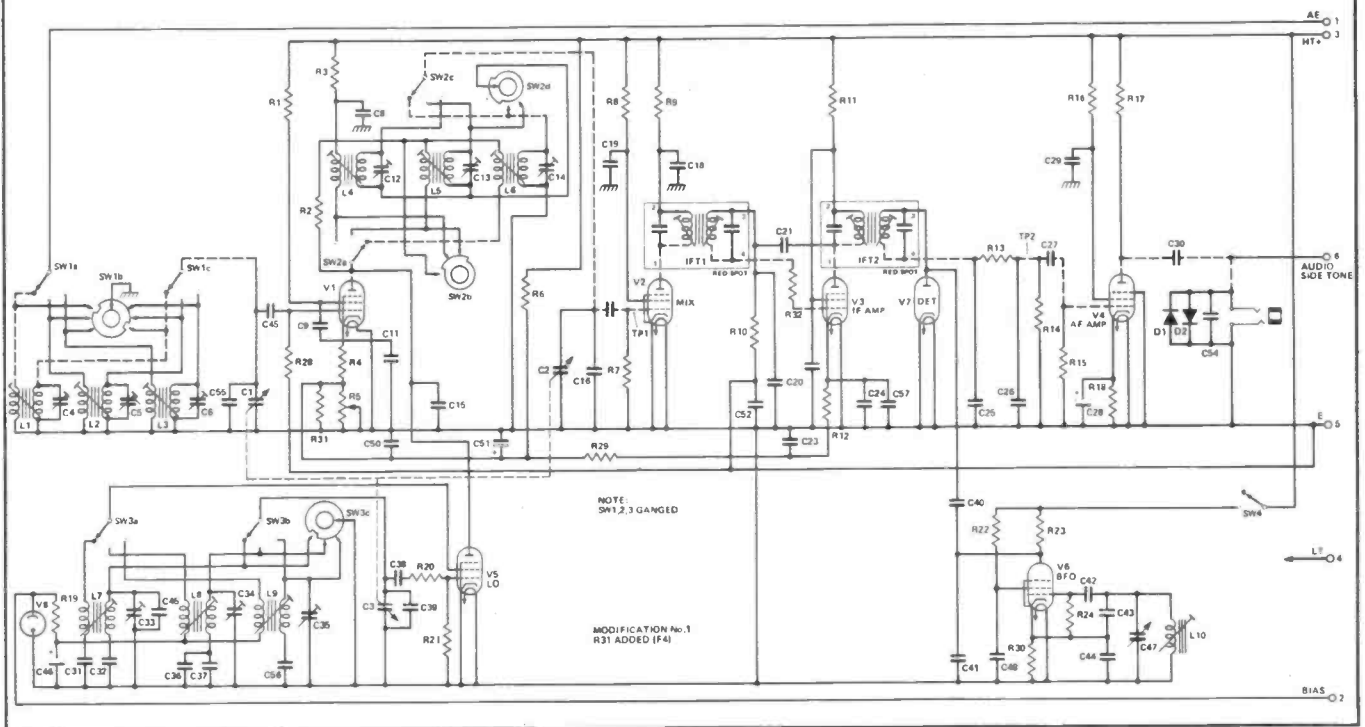


Fig. 3. The power supply on receive (simplified).

Fig.4. The circuit of the receiver module.



Receiving

Assume that you are still connected up for transmit, but switch the changeover switch to receive. Select the band you wish to listen to. If you select AM switch off the BFO. If you

select for CW, switch the BFO on and rotate the control to the centre position. Ensure the phones are plugged in and adjust the gain for a suitable level. Use the tuning control to tune to a desired station. Adjust the BFO as (or if) necessary.

Conclusion

Although it is a 'fun' rig, the 123 cannot be used seriously in its original state. However, the transmit side will make a good 25 watt transmitter. I bought mine three years ago. It's still in use.

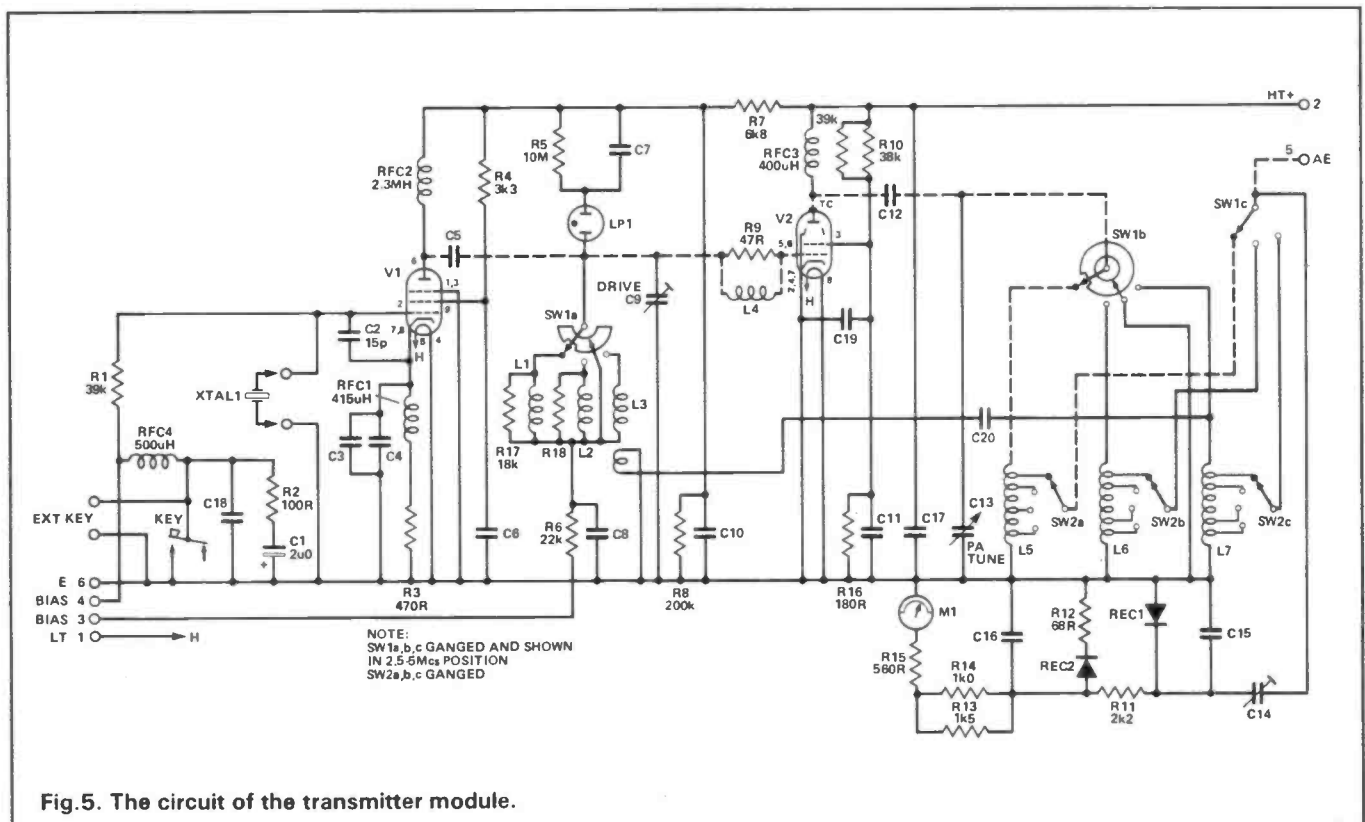


Fig.5. The circuit of the transmitter module.

YAESU FT470

Dual Band Handheld

The Yaesu FT-470 is the world's smallest dual band hand portable rig. It has a transmit power of up to 5W on 2m and 70cm. Its special features are that it can listen on both bands simultaneously, or transmit on one

and damp by plastic covers. To the right of the aerial is the squelch control, which affects the primary frequency in use. To the right of that is a dual gang control, the volume/on-off switch and balance control. The

Andrew Armstrong G3YZW tries out a 2m/70cm handheld which can listen continuously on both bands.

while receiving on the other using the same flexible antenna. This means that it is possible to monitor *continuously* a frequency on one band while having a QSO on the other band — ideal for Raynet. The microprocessor control is comprehensive, and the rig probably contains more processing power than one could easily lift ten years ago.

In common with many modern professional software packages, the rig is supplied with a 'crib card' for the most common program functions. I found that this avoided the need to read the instructions more than once, and was well worthwhile. It isn't even necessary to remember how to use all the functions to make use of them, because memories can be programmed with repeater offsets, tone guarded squelch etc and accessed at need.


Controls

On top of the set is the BNC socket for the aerial and sockets for an external microphone and speaker. These latter are protected from dust

purpose of the balance is to mix the audio from 2m and 70cm reception, to allow monitoring of both bands at the same time. There is also a tuning knob. This is not strictly necessary, because frequency may either be entered directly on the keypad, or selected by the up and down buttons on the keypad. It is however a welcome addition and to my mind makes the rig significantly more user-friendly.

The keypad on the front of the rig is of a fairly conventional nature, but in addition to the normal functions it has controls to select which band you are tuning and transmitting on. It also controls the tone-guarded squelch and DTMF functions. Most keys have a secondary function, such as high/low power, priority channel, etc.

The transmit switch is located where the index finger naturally falls if the rig is held in the right hand. Above the transmit key is the smaller tone button, for repeater access. And right the top is the dial lamp button, which lights up both liquid crystal display and keypad, which looks quite



pretty lit up in green.

Despite all these fancy controls, the rig is very easy to operate in a basic mode. One simply selects the band required with the band key, selects a VFO with the VFO key, and adjusts the tuning with the dial switch on the top of the rig. Repeater shift is engaged with the immediately obvious RPT key. The only slight bit of deduction required may be to set the step length, which is the secondary function of the 7 key. In practice, this function is obvious. Simply select step and use the dial switch on top of the rig to choose 5, 10, 12.5, or 25kHz steps. The rig, of course, remembers which step length you are using on which band.

Functions

The most important function of the rig is to monitor two bands simultaneously. This is facilitated by having two frequency displays, one for the primary band and one for the secondary band. The primary display, which is larger, is on the left, and is the one which is adjusted by the tuning controls. If only one band is of interest the secondary display and reception can be switched off.

The dual band aspect is considerably enhanced by the ability to scan memories on alternate bands. There are eighteen ordinary memories and three special ones (lower, upper and call), and all except the calling frequency memory may be scanned. The sequence runs: M1 2m, M1 70cm, M2 2m, M2 70cm etc. Not all memories need be used, and any memory can be removed from the sequence by setting it to skip mode.

The calling frequency memory enables you to jump to a calling channel immediately regardless of scanning frequencies in other memories. A second press of the button returns to the frequency previously in use. This memory, along with the other eighteen channel memories, may be programmed by storing the frequency of either of the two VFOs, or by tuning the memory without affecting either of the VFO frequencies. Each channel memory can have repeater shift stored, or independent transmit and receive frequencies for those countries where occasional non standard repeater shifts are used. It may also have the CTCSS mode stored.



The continuous tone controlled squelch system is becoming more common, and at least one 70cm repeater (BG3BX) uses CTCSS to assist in selecting wanted signals under lift conditions. Under lift conditions the squelch threshold is raised by 20dB for signals not possessing a 71.9Hz tone. The FT-470's memories can store tone frequency, and whether CTCSS is to be used on transmit, or both transmit and receive. This function is likely to be of

increasing use as repeaters have enhanced LF response or tone regeneration circuitry fitted. (We hope to run an article on the subject next month. Ed).

The lower and upper memories are used for programmable memory scanning — to scan over a limited range rather than over the whole band or only channel memory frequencies.

Tone Dialling

You don't need packet radio to leave messages for absent operators. Some base station transceivers such as the FT212 now include voice storage chips and DTMF (dual tone multi frequency) decoders, so that they can store a brief spoken message preceded by the required tone sequence. While the FT-470 hasn't got such a message storage system, it can transmit DTMF tones to activate such a system. The tone sequence can be stored in one of the DTMF memories, or it may be transmitted manually using the keypad.

Tones are also available from the keys in normal operation. Single tones in this instance, to help identify key pressed without the need to look at the set. The notes available cover two octaves, so if there is nobody on the bands you can always play a tune. The beep function may be switched off or on, and when it is on the rig tells you when the scanning jumps from end to end of the band, when it is about to switch off to save power etc.

Repeater operation is selected by pressing the RPT button. The repeater shift can be programmed if necessary, but in the UK the default values



will be correct. In addition, automatic repeater shift is available on 2m (and on 70cm for American versions). Unfortunately the automatic repeater shift extends from 145.600MHz to 145.850MHz, but this probably doesn't matter too much. The range is not programmable, and the facility is not available on 70cm. Considering the versatility of the transceiver in other respects, I am surprised that repeater sub-bands are not programmable on both 2m and 70cm.

Power

A range of rechargeable battery packs is available, covering 7.2V and 12V. The 7.2V pack allow only 2.3W transmit power, while the 12V ones allow 5W on both bands. Two packs for primary cells are also available. The packs used are the same ones as other Yaesu rigs (FT23/73/411/711) so that owners of these rigs will not have to stock up on new battery packs.

The longest battery life quoted is for AA size primary cells at 17 hours. The second longest is 11 hours for the 1Ah 7.2V nickel cadmium pack. These figures assume that the battery saver system, which can be set to switch the receiver on and off with adjustable duty cycles, is on at 10:1 off to on ratio, with 6 seconds per minute of transmission (presumably on low power). In my normal operation of the rig I obtained about 4 hours from the pack quoted at 5 hours, using a proportion of high power transmission.

Inside

The innards of the FT-470 are as miniature as one would imagine. The front panel pcb contains the micro-processor, sundry control items, and the loudspeaker and microphone. It also contains (at least the review copy did) a small piece of printed circuit with one surface mount IC on it. The scrap of board is connected to the main pcb by four wires, and is held upside down between what appear to be a lithium battery and a surface mount clock generator chip.

The front panel pcb is connected to the boards in the rear of the case by a ribbon cable. In the rear are two boards, presumably the synthesiser closest to the processor and the rf board mounted on the back of the case.

The back itself is diecast to serve

Receiver

Sensitivity Input level required to give 12dB SINAD:

144MHz:	0.151 μ V pd
145MHz:	0.149 μ V pd
146MHz:	0.153 μ V pd
430MHz:	0.153 μ V pd
435MHz:	0.148 μ V pd
440MHz:	0.144 μ V pd

Squelch Sensitivity

145MHz	435MHz
Threshold: <0.06 μ V pd (<2dB SINAD)	<0.06 μ V pd (<2dB SINAD)
Maximum: 0.23 μ V pd (22dB SINAD)	0.22 μ V pd (22dB SINAD)

Adjacent Channel Selectivity: Measured as increase in level of interfering signal, modulated with 400Hz at 1.5kHz deviation, above 12db SINAD ref. level to cause 6dB degradation in 12dB on-channel signal:

	145MHz	435MHz
+ 12.5kHz:	60.0dB	48.5dB
- 12.5kHz:	52.5dB	51.0dB
+ 25kHz:	67.0dB	64.0dB
- 25kHz:	66.0dB	64.0dB

Blocking: Increase over 12dB SINAD level of interfering signal modulated with 400Hz at 1.5kHz deviation to cause 6dB degradation in 12dB SINAD on-channel signal:

	145MHz	435MHz
+ 100kHz:	79.0dB	75.0dB
+ 1MHz:	84.0dB	81.5dB
+ 10MHz:	91.5dB	83.0dB

Intermodulation Rejection: Increase over 12dB SINAD level of two interfering signals giving identical 12dB SINAD on-channel 3rd order intermodulation product:

	145MHz	435MHz
25/50kHz spacing:	68.0dB	69.5dB
50/100kHz spacing:	67.0dB	69.5dB

Maximum Audio Output: Measured at 1kHz on the onset of clipping, 8ohm load:

160mW RMS

Image Rejection: Increase in level of signal at first IF image frequency over level of on-channel signal to give identical 12dB SINAD signals:

145MHz	435MHz
59.0dB	68.0dB

S-Meter Linearity

Indication	145MHz	435MHz
S1	0.71 μ V pd	0.78 μ V pd
S2	0.78 μ V pd	0.91 μ V pd
S3	0.91 μ V pd	1.01 μ V pd
S4	1.02 μ V pd	1.21 μ V pd
S5	1.25 μ V pd	1.39 μ V pd
S6	1.45 μ V pd	1.53 μ V pd
S7	1.57 μ V pd	1.82 μ V pd
S8	1.87 μ V pd	2.15 μ V pd
S9	2.26 μ V pd	2.48 μ V pd
S9+	2.74 μ V pd	3.19 μ V pd
S9++	3.46 μ V pd	4.29 μ V pd
S9+++	4.97 μ V pd	5.18 μ V pd

Current Consumption

Standby, Economiser Operating (300ms/30ms):	12.5mA
Receive, Mid Volume:	72mA
Receive, Max Volume:	140mA

Transmitter

TX Power and Current Consumption

Freq MHz	Power	7.2V Supply	9.6V Supply	13.8V Supply
144MHz	High	2.25W/800mA	3.84W/1.00A	6.46W/1.30A
	Low	570mW/350mA	570mW/350mA	570mW/350mA
145MHz	High	2.23W/880mA	3.79W/1.00A	6.52W/1.30A
	Low	570mW/350mA	570mW/350mA	570mW/350mA
146MHz	High	2.20W/800mA	3.73W/1.00A	6.47W/1.30A
	Low	570mW/350mA	570mW/350mA	570mW/350mA
430MHz	High	1.65W/900mA	3.30W/1.20mA	5.60W/1.30A
	Low	450mW/600mA	450mW/600mA	450mW/600mA
435MHz	High	1.56W/900mA	3.15W/1.20A	5.56W/1.30A
	Low	450mW/600mA	450mW/600mA	450mW/600mA
440MHz	High	1.49W/900mA	3.02W/1.20A	5.41W/1.30A
	Low	450mW/600mA	450mW/600mA	450mW/600mA

Harmonics/Spurii

	145MHz	435MHz
2nd Harmonic:	-71dBc	-83.5dBc
3rd Harmonic:	<-90dBc	-89.0dBc
4th Harmonic:	<-90dBc	-75.5dBc
5th Harmonic:	<-90dBc	-
6th Harmonic:	<-90dBc	-
7th Harmonic:	<-90dBc	-

Peak Deviation

145MHz:	4.92kHz
435MHz:	4.82kHz

Toneburst Deviation

145MHz:	4.18kHz
435MHz:	4.14kHz

as the heatsink for the rf power transistors. This is no doubt necessary to provide 5W from such a small rig. The appearance, however, is deceptive, and the finishes on the diecast metal and on the plastic front are identical.

The construction looks good, to the extent to which one can inspect it with the naked eye. The appearance suggests it should be reliable, which is just as well, because repair of anything more complicated than the wire from the battery spring to the board is not plausible for the amateur (save of course, for the few who have surface mount rework stations to hand). The rubber moisture seals under the top panel fitted well and should do the job.


On The Air

The rig was easy to use after minimal reading of the manual, but I was still learning about new functions several days later. I was able to access the local 2m and 70cm repeaters from a deckchair in the garden, and even managed some simplex QSOs.

The receiver sensitivity was very marginally worse than my FT290 with Mutek preamp, but few signals would be copyable on the '290 and not on the FT-470. The audio output was limited, and would be unusable in a noisy car. Given the size of the rig, and the size of the loudspeaker in particular, this is not surprising. For mobile use an external amplifier would be desirable.

Transmitted audio reports were good in general. The phrase well rounded came up several times, with good clarity at low signal levels. One report classed the modulation as slightly too toppy. The audio gain would seem a little on the low side for normal operation, with several stations commenting on low audio if I did not speak close to the microphone. On the other hand, this would be useful to reject external noise, for example in a moving vehicle. The modulation level was audibly adequate when driven to the compression level, so no real problem here.

The IF passband is narrow enough to reject S9 signals 12.5kHz off channel. This is likely to become more important as 2m becomes more crowded, and is valuable to avoid interference from the primary band users on 70cm (whose channel spac-



The interior of the FT-470 is truly micro-miniature.

ing is 12.5kHz offset from amateur channels).

Conclusion

The receiver sensitivity is good, as is the adjacent channel rejection. The intermodulation and blocking performance were also good for a handheld, though of course below the performance of a base station rig.

The image rejection, while good enough for a handheld, should have been better.

The transmitter performance was good, with a low level of harmonics coupled with good power efficiency, giving good battery life.

The peak deviation was accurately set at just below 5kHz. Altogether an impressive piece of kit.

Our thanks go to South Midland Communications for the loan of the Yaesu FT470.

© GMB3COT

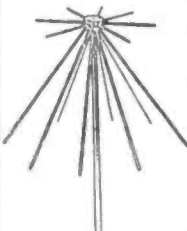


"...AT THE MOMENT OLD MAN, WE'RE BEAMING AT YOU...."

REVCO

WHEN QUALITY COUNTS

REVCONC



The UK's favourite discone composed of traditional British quality engineering. The REVCONC works well without exaggerated advertising claims. It is designed to cover 50 to 500MHz, and thousands of satisfied users will testify to its efficiency. Unlike some manufacturers we do not claim a wider frequency coverage, and we do not quote inflated figures for gain. A gain figure is meaningless unless the reference point is stated. Optional vertical whip feature: It is possible to fit a vertical whip section to a discone. We do not want to give you the "hard sell" where this vertical element is concerned, but there is some evidence that it may improve the performance of the antenna around the resonant frequency of the whip. That's why we make it an optional feature. Another option is the N-type connector instead of the popular SO239. N-types give a better UHF performance, but they cost a bit more. The choice is yours. Because the REVCONC is British-made by a Company which has been in business for 30 years, you buy with confidence, knowing that there is back-up should anything go wrong.

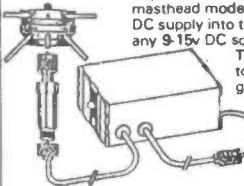
RADAC



This Wide-band antenna offers an interesting alternative to the discone. It is simply an array of dipoles, but the clever bit involves arranging the dipoles to maximise bandwidth and minimise interaction. The RADAC can be set up for a range of frequencies from 27MHz to 900 MHz, and because very good impedance matches can be obtained the user can specify any six frequency bands in this range for optimised performance, either for receiving, or more usefully, for transmitting. For example, all the Amateur Bands from 10M to 70CM can be covered in one antenna. If you are in the PMR business, the RADAC can be customised for your needs. Aircraft listening enthusiasts can specify VHF & UHF Airband coverage. What a versatile antenna! Design and engineering excellence from REVCO!

WIDE-BAND PRE-AMPLIFIERS

The problem with omni-directional wide-band antennas is their lack of gain. The REVCO PA3 range of wide-band pre-amplifiers complement the antennas and compensate for their shortcomings. The basic specification of the products is similar: coverage 20MHz-1GHz, at 1GHz: minimum gain 13dB, noise factor 5.5dB. Choose from a mast-head version (PA3) or a standard die-cast box style (PA3). Best results are normally obtained from the masthead model which gives a boost to weak signals which would otherwise have been lost in the feeder cable. Also feeder cable noise is not amplified which is the case if the amplifier is mounted at the base of the feeder. On the other hand, the die-cast box version requires no special installation and is readily taken out of circuit. The masthead model is supplied with a special power unit which feeds the DC supply into the antenna feeder. No PSU is provided for the PA31, as any 9-15V DC source is suitable (current requirement about 25mA). The PA3 finds application in instrument work, e.g. input to spectrum analysers, boosting the output from signal generators to give a low-power Tx. The standard version of the PA3 has BNC sockets and is designated "PA3/B"; available to special order N-type sockets ("PA3/N") or SO239 ("PA3/S"). A special feature of the PA3 series is a high-pass filter to attenuate frequencies below 20MHz; high-power HF & MF broadcast stations can be very troublesome!




ON-GLASS ANTENNAS

This type of antenna mount has been around for a long time, but they are very difficult to produce successfully at VHF. The Cellular Radio Industry has popularised the glass-mount, but there are fewer design problems at 900MHz, because the coupling assemblies are small. REVCO's extensive experience in making the UK's best Cellular On-glass has led to the production of superior quality VHF and UHF models. Here are a few facts which you should know: Coupling efficiency: apart from the question of effective power transfer to the outside world, you don't want too much RF floating around inside the car, do you? Not healthy for vehicle electronic systems, and possibly not good for humans either. REVCO glass mounts feature very efficient power transfer. Sticking power: no good if they fall off half way home. A properly installed REVCO stays on. Should you change your car, a refit kit is available. Simplicity: Some of the competition has a multitude of loose components: the REVCO has 2 pre-assembled parts: inside and outside. What could be simpler? Weather-resistance: REVCO antennas are made from corrosion resistant materials so you can leave them out in the rain with confidence. It is not necessary to plaster the product with silicone rubber to keep the water out. The REVCO glass mounts do cost a bit more, which reflects these superior features.


REVCO also make a full range of mobile antennas for frequencies from 27MHz to 950MHz, and new products are constantly under development. Contact your local Dealer or in case of difficulty write, phone or fax. Trade enquiries welcome.

Revco Electronics Ltd, Old Station Yard, South Brent, S Devon TQ10 9AL Tel: 0364 73394 Fax: 0364 72007



The new AMR1000/S

It checks out from every angle



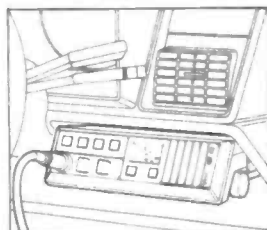
Whichever way you look at it, the Navico AMR1000/S sets new standards in 2m mobile transceivers.

The angled, reversible control panel, together with a range of inexpensive optional mounting brackets enables installation in any vehicle, whether under or on top of the dash, either side of a central console or even from the roof.

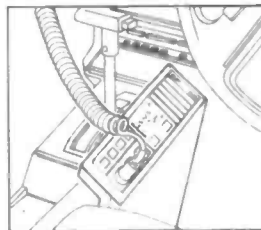
This means the display will always face you giving total access to the controls which are spaced to allow simple, safe, mobile operation. The front mounted loudspeaker will also face you, projecting the sound toward you and not at your feet or into the dashboard.

Combine this with the most sensitive and selective receiver, an audio response tailored for today's busy band and the unique, fully automatic repeater/simplex operating facilities and you have a truly remarkable mobile radio.

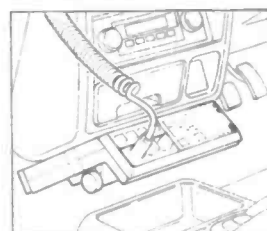
There is also a choice of models to suit your exact



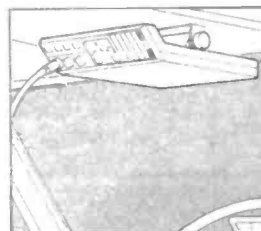
Under dash mounted (side)



Central console mounted



Under dash (central)



Roof mounted

needs. In the words of Chris Lorek of HRT about the Navico AMR1000/S "Not only does it out-perform its competition on technical grounds but it offers many very useful operating features not found on other rigs, and sells at what appears to be a very competitive price".

Check it out for yourself, prices start at just £247.25 (incl. VAT). For more details and to arrange a personal

demonstration clip the coupon today.

PRIORITY INFORMATION REQUEST

For full details send to:

Navico, Star Lane, Margate, Kent CT9 4NP,
United Kingdom. Telephone: 0843 290007.

Name

Address

Tel

HRT 8

The professionals in amateur radio

NAVICO

KENWOOD

amateur radio equipment

When only the best will do



TS-940S £1,995

This is the most respected HF transceiver in the world, and has maintained its lead over all the competition. Check what the leading contest stations are using, and you will find the TS-940S at the top of the list. Uncompromising performance, unrivalled facilities, and uncanny ease of use make the TS-940S the HF transceiver which you will want to own one day.



TS-790E £1,495

Destined to be the new standard by which all VHF/UHF transceivers are judged, the TS-790E gives the dedicated operator everything he ever wanted in a multi mode, multi band home station. Covering 2 metres, 70 centimetres, and (optionally) 23 centimetres, on all modes, whether DX chasing, contest operating or chatting cross town, the TS-790E can handle it all and give you complete satisfaction. See a brochure soon.



TS-140S £862

The TS-140S was in effect designed by our customers, who demanded Kenwood performance and facilities at modest cost. The TS-140S has all mode, all band HF coverage, and of course a high performance general coverage receiver. 100W output and a first class receiver combine to make the TS-140S a really satisfying rig to own. It's also available in the form of the TS-680S which has all the bands and modes of operation of the TS-140S but with the 6 metre band as well.



TR-751E £599

The TR-751E is one of those transceivers which actually has no competition at all, combining as it does the all mode performance of a 2 metre base station with the convenience of mobile use as well. Whether you want to operate on FM, SSB, or CW, the TR-751E will do the trick. Real ease of use (in the Kenwood tradition), and sensible facilities, have made the TR-751E a firm favourite all over the world. Call in to any of our branches and see for yourself.

LOWE ELECTRONICS LTD.

Chesterfield Road, Matlock, Derbyshire DE4 5LE Telephone 0629 580800 (4 lines)

Shops in **GLASGOW** Telephone 041-945 2626, **DARLINGTON** Telephone 0325 486121, **CAMBRIDGE** Telephone 0223 311230, **BARRY** Tel

25 YEARS IN AMATEUR RADIO



NRD-525 from JRC



JST-135 from JRC

The NRD-525 is a most remarkable receiver, probably the most praised, and certainly the most sought after receiver by professionals and hobbyists alike. Of course, it comes from a most remarkable company, JRC, who have been making radio communications equipment since 1915 and are now one of the world's largest manufacturers in the field.

The NRD-525 impresses by its discreet command of the incoming signal, whether it be a weak CW station, or a megawatt broadcaster — and better still the weak CW alongside a megawatt broadcaster. From 90kHz to 34MHz, in any mode, and even up to VHF and UHF with an optional converter, the NRD-525 simply dominates with sheer performance.

Why not ask us for full details of the NRD-525, and read why it has to be the receiver you would like to own one day.

NRD-525 £1095 inc VAT.

AERIALS FOR ALL

Every rig needs an aerial, and we try to stock as complete a range as possible. For HF, top of the popularity poll at the moment is the H5VK5, which is a trapped vertical complete with tuned radials. High performance, easy to erect, and being a vertical doesn't need a garden 132 feet long. Also, having tuned radials, it can be put on a pole, mast, or strong chimney. A real heavy duty top quality all bander 80 to 10 metres.

H5-VK5 £218 inc VAT. Carr £8.

For those who do have a length of garden, we sell traps and wire for making a trap dipole, still the favourite for the lower bands. Do remember that if chatting to your friends on 80 is what you want to do, then a horizontal wire aerial having a high angle of fire (ie a trap dipole 10 metres off the ground) is the best bet.

For VHF/UHF, try the Hokushin range, a few models I list below. Complete details in our price list available on demand.

- GPV-5 2-metre base station colinear, 6.5dB gain £54.92**
- GP-23, as GPV-5 but 3-section, 7.8dB gain £51.97**
- GPV-720 2m/70cm dual band base station colinear .. £45.68**
- GPV-7 70cm base station colinear, 6.8dB gain £45.69**
- HS-WX1 2m/70cm base station aerial, the most attractive slender aerial we ever saw £59.00**

We obviously stock the complete JayBeam range, as well as the Revco aerials (not antennas, nor indeed the correct "antennae", 'cos we are old fashioned enough to prefer the English terms).

Many, many more products in our range. Why not send off the coupon for details. "Why no photographs?" I hear you cry. Have you ever seen a photograph of an aerial that looks anything more than a vertical line on the paper? To really see the quality of the aerials we sell, pop into one of our branches and ask to have a look. The only thing we would ask is that YOU put the aerial back in its box . . .

LOWE ELECTRONICS LTD.

Chesterfield Road, Matlock, Derbyshire DE4 5LE
Telephone 0629 580800 (4 lines) Fax 0629 580020

We waited a long time to see the JST-135 transceiver, but it was worth the wait. Whether you use the JST-135 as a complete station in its own right, or couple it to the NRD-525 to make what must surely be the ultimate HF station, you cannot fail to be impressed.

The attention given to detail design is truly exceptional, and the JRC designers have constructed the JST-135 up to the highest standards, not down to a price. Owning such a transceiver is the dream of most radio amateurs, and an orderly queue is already forming for the first deliveries.

As in the case of the NRD-525, it is totally impossible to describe this transceiver in a few short words, so I won't even try. We have prepared an information pack on these two remarkable JRC products and it is available on request.

JST-135 £1195 inc VAT.

THIS AND THAT

LOWE SHOPS

Our head Office is at Matlock, but we have conveniently placed branches around the country. Each branch is run by a manager who is an active radio amateur and also keen to help you. He normally stocks everything in our extensive range and can demonstrate all major items of radio equipment to you. NOTE though that all mail orders and general enquiries must be sent to Head Office at Matlock. Call in to your nearest branch soon.

In Glasgow, at 4/5 Queen Margaret Rd, (off Queen Margaret Drive).
 Tel. 041-946 2626.

In Darlington, at 56 North Road. Tel. 0325 486121.

In Cambridge, at 162 High St, Chesterton.
 Tel. 0223 311230.

In South Wales, at 251 Holton Road, Barry.
 Tel. 0446 721304.

In London, at 223 Field End Rd,
 Eastcote, Middx. Tel. 01-429 3256.

In Bournemouth, at 27 Gillam Rd,
 Northbourne. Tel. 0202 577760.

Branches are normally open from Tuesday to Saturday inclusive, with lunch breaks to suit local conditions. If in doubt, just ring us at Matlock.

Name
 Address
 Post Code

FREE INFO.
 Don't forget £1
 HRT
 to cover postage.

phone 0446 721304, LONDON Telephone 01-429 3256, BOURNEMOUTH Telephone 0202 577760

LISTENING ON

In the last *Listening On* . . . , we gave an idea of some of the programmes that you can expect to hear on shortwave from some of the world's major international broadcasting stations. This time, we will look at the major news stories from these and other broadcast stations, and also give some transmission schedules for programmes in English for Europe from some of the most popular Western broadcasters.

Service indicated that the Soviets did not really know what to do with all the transmitters thus liberated, as they apparently already had enough to broadcast their normal programmes. The reports stated that instead they would start broadcasting programmes from the other fourteen republics in the USSR, on shortwave. The programmes are intended primarily for residents from those republics now living in the

Radio Tallinn

Staying in the USSR, but only just, the three Baltic Republics of Latvia, Lithuania and Estonia have been in the news quite a lot recently for attempting to show their independence. The English language programmes from Radion Vilnius in Lithuania have been fascinating, and quite difficult to believe that they come from the USSR sometimes, as they think nothing of criticising the central government in Moscow. They frequently broadcast interviews with Lithuanian religious (Catholic) leaders, too, which must be frowned on by the powers that be.

Not wishing to be outdone, apparently, Radio Tallinn from Estonia has recently started an English-language broadcast too. So far, it is broadcast only on one day a week, on Mondays, at 2030-2100 GMT on 5925kHz. According to the station announcements, it is also broadcast on 1035kHz medium wave, though I have not been able to hear it on this frequency (in fact, reception has not been very good on shortwave either). Like Radio Vilnius, Radio Tallinn's programmes have been quite pro-independence. I wonder when Radio Riga will start English-language broadcasts too? Incidentally, if you are trying to tune in Radio Tallinn's English programme, note that for half an hour before it is a programme in Swedish, while on Tuesday-Sunday the programme is in Estonian rather than English. Radio Tallinn also has programmes in Finnish and even Esperanto.

The Roving Ear receives some news from stations across all the nations.

The End Of Jamming

One of the biggest news stories on the broadcast bands recently, if not the biggest, has been the decision taken by the Soviet Union and almost all other countries to stop the jamming of foreign broadcasts. This means that broadcasts from, for example, Radio Free Europe, Radio Liberty, the Voice of America, Deutsche Welle and the BBC are now being heard clearly once again in the USSR and Eastern Europe. This includes broadcasts in the languages of those countries.

For the short wave listener, this is also good news, as the old jamming transmitters did not just jam out the broadcast directed to these countries, but also destroyed reception on at least two, and sometimes four or more additional channels either side of the frequency being jammed. There is, however, some jamming still evident on the bands — the more noticeable form now being the wobbly carrier type of jamming employed, it is believed, by both Iran and Iraq to counter each other's broadcasts. The anti-Libyan government clandestine station, The Voice of the Libyan People seems still to be attracting Libyan jammers too, but the vast majority of transmissions are now in the clear.

Reports on Radio Moscow World

Moscow area, and would be in both Russian and the republic's own languages (presumably, although many transmitters became available, they were connected only to high-angle antennas, as — although the jamming was often very strong outside the USSR — the former jammers were of course intended to wipe out reception in very localised areas).

Unfortunately, the reports on Radio Moscow World Service did not give details of the times and frequencies of these broadcasts and so far I have only heard two of them. Radio Ashkhabad is heard on 17635kHz with excellent reception from about 1500 until 1700 GMT with programmes in Turkoman and Russian and a lot of very ethnic-sounding Central Asian music. This station is not difficult to hear in the early hours of the morning, or late in the evening, on 4825kHz, though this is the first time I have heard it during the afternoons. Much rarer is Radio Frunze, from Kirghizia, which is heard at around the same times, but on 17785kHz, with a similar fare of music and programmes in Russian and what is presumably the Kirghiz language. Presumably there must be a dozen other stations lurking around somewhere, carrying relays of programmes from Radio Dushanbe, Radio Vilnius, Radio Tallinn and so on.



Radio Norway

Remaining in Northern Europe, one of the smaller international broadcast stations, Radio Norway International, appears to be having some difficulties. According to their latest programme schedule the broadcasts every Monday in Spanish will be suspended, and their Norwegian programmes will be reduced from three-quarters of an hour to just thirty minutes. The English-language programmes, which are only broadcast on Sundays, would continue to be broadcast, but on fewer frequencies than hitherto. Radio Norway International continues to make frequency alterations almost every month, which makes it almost impossible to give out their schedule, as it will probably have changed by the time this is in print.

New Stations

Way over on the other side of the world, it was good to hear that the Tonga Broadcasting Commission had started using shortwave to cover some of the outlying islands in the Kingdom of Tonga. DXers in New Zealand report hearing the station on 5030kHz around sign-off at 1000 GMT. The power is believed to be just

A joint CLT-Irish project, called "Atlantic 252" should be on the air very soon . . .



Radio Australia's Darwin transmitter site, pictured here, was completely destroyed in the 1970s: now their new Brandon site has also been damaged by another cyclone.

1kW. So far, I have not heard any reports of this station being audible in Europe (or anywhere outside the Pacific region), but it is possible that it could become audible in the middle of winter around 0700-0900 GMT, given a fairly clear frequency. It would be an excellent DX catch indeed.

One that there will be no problems at all to hear is Atlantic 252, which is apparently to be the name of a new commercial radio station due on the air very soon (it may even be on by the time this is in print). It is a

joint Irish-Luxembourg government project, and will broadcast a commercial pop-music format in English from Ireland during the day on 254kHz longwave. The transmitter power is no less than 500kW, and it is located just north of Dublin. The antenna, consisting of a pair of 600 foot high towers, will be directional, beaming towards Britain and the idea is to appeal to the 16 to 34 year olds and, they hope, capture some of the audience away from the ILR commercial local radio stations. Atlantic 252 is meant to complement Radio Luxembourg, and therefore it will close down in the early evening, when Radio Luxembourg's English-language programmes start on 1440kHz. If you are wondering why there is a discrepancy between the name of the station and the frequency on which it is operating, it will in fact move to 252kHz in February 1990, in accordance with the Long Wave frequency plan (if you remember, Radio 4 moved from 200kHz to 198kHz some time ago as part of the same plan). One potential problem that may have been overlooked, though, is that the station in Algiers, Radiodiffusion-Télévision Algérienne, broadcasts its French-language programme on the same frequency, and with a power of not less than 1500kW (!). This is very strong in parts of southern England and could cause some severe co-channel interference to Atlantic 252.



Lithuanian Radio (Lietuvos Radijas) has been broadcasting some quite controversial programmes in its English service — called Radio Vilnius — recently.

الإذاعة والتلفزيون الجزائرية

RADIODIFFUSION - TELEVISION ALGERIENNE

Q. S. L.



Rapport - Report Oct 27th, 1975

Fréquence - Frequency 254 KHz 1195 meterband

H. GMT 1900 - 1930


تقرير
الذبية
التوقيت

... although "Atlantic 252" may suffer from strong interference from Radio Algiers on the same frequency.


Guinea and the Solomon Islands on 6020kHz at 0800-1400 and 2000-2100 GMT, but, less than a week later, disaster struck when Cyclone Aivu passed directly over Brandon. The antennas were destroyed and the test transmissions came to an end, for a time anyway. Radio Australia reports, however, that new curtain antennas should be erected soon, possibly during July, and Brandon will soon be on the air again. It is not the first time that Radio Australia engineers have had to deal with elements other than the type they are more familiar with: in the 1970s their Darwin transmitter site in the Northern Territories was completely destroyed by Cyclone Tracy. It has now been completely re-built.

More Relay Agreements

We have often reported in the past on Broadcasters signing agreements with each other to relay programmes from more advantageous locations. Now, Radio Austria International, which until recently had only broadcast from its own transmitter site at Moosbrunn in Austria, has joined the club. They have swapped two hours a day with Radio Canada International: Radio Austria International's programmes go out at 0500-0700 GMT from Sackville, New Brunswick (for listeners on the West Coast of North America), while



Radio Austria International is the latest broadcaster to sign a transmitter-swap agreement with Radio Canada International...



... while RCI plans to start broadcasts in Chinese via Radio Japan's transmitters.

New Site Damaged

You may remember us reporting in *Listening On*... that Radio Australia had decided to build a new transmitter site at a place called Brandon, near Townsville in Queensland. The transmitter finally went on the air on 2nd April, broadcasting a test transmission for listeners in Papua New




TOM MEYER

JEAN VAN VEEN

commemorating January 1st, 1973
the beginning of a new era in the
existence of Happy Station

Tom Meijer has almost clocked up 20 years of presenting Radio Netherland's "Happy Station" programme every Sunday.



Vatican Radio's transmitting site, just outside the Vatican City.

Table 1

The "Listening On . . ." guide to English-language broadcasts from West Europe.

Radio Austria International, Vienna 1130-1200, 1430-1500, 1630-1700 and 1930-2000 on 6155 and 13730 kHz. (The final transmission is also on 5945 and 12010 kHz).

Belgian Radio and Television, Brussels 1730-1755 and 2100-2125 on 1512 and 5910 kHz.

Deutschlandfunk, Cologne 1815-1900 on 1269 kHz.

Radio Finland, Helsinki 1830-1845 on 963, 6120, 9550, 11755 and 15185 kHz and 2100-2125 on 963, 6120, 11755 and 11945 kHz.

Radio Netherland, Hilversum 1130-1225 on 5955 and 9715 kHz, 1430-1525 on 5955 kHz and 1830-1925 on 15560, 17605 and 21685 kHz (the final transmission is broadcast via relay stations in Madagascar and Bonaire, Netherlands Antilles). (Listen for "Media Network" on Thursdays and "Happy Station" on Sundays).

Spanish Foreign Radio, Madrid 1900-2000 and 2000-2100 (repeat) on 11790 and 15280.

Radio Sweden, Stockholm 1700-1730 on 1179, 6065 and 9615 kHz, 2100-2130 on 1179, 9655 and 11705 kHz. (Listen for "Sweden Calling DXers" on Wednesdays).

Vatican Radio, Vatican City 1345-1400 on 6248, 7250, 9645 and 11740 kHz, 1950-2010 on 1530, 6190, 7250 and 9645 kHz.

Note that all times are in GMT, but some programmes may be broadcast one hour later when Europe returns to Central European Time at the end of September.

Radio Canada International's programmes are broadcast at 0300-0500 GMT from Moosbrunn (for listeners in the Middle East). At around the same time, Radio Canada International also started a similar arrangement with Radio Beijing, with English and Spanish broadcasts for North and South America being broadcast from Canada on behalf of Radio Beijing, and RCI's programmes in English and Japanese (for India and Japan) being broadcast over Radio Beijing's transmitters at Xian.

On Radio Netherland's Media Network programme, the director of RCI recently spoke about these relay agreements and also said that their future plans included the introduction of broadcasts in Chinese. Radio Canada International already had a relay agreement with Radio Japan, and so they intend broadcasting Chinese language programmes from Japan and Japanese-language programmes from China. It is all getting extremely confusing these days, with BBC programmes coming from Hong Kong, Voice of America programmes coming from England and Radio Netherlands programmes coming from Madagascar — you never really know what you are listening to.

Happy Birthday, Happy Station

The 1st January 1990 marks the 20th anniversary of Radio Netherlands' Happy Station programme being presented by Tom Meijer. Tom is only the second presenter of this programme, the first being Eddie Startz, who broadcast from the 1930s until 1969, originally with Radio Station PCJ as it was then, and later with Radio Netherlands. The Happy Station programme is broadcast in all the English and Spanish language programmes of Radio Netherlands every Sunday (see transmission listings) and is usually presented live. The format and musical style of the programme has not changed markedly since the early days, and while it is true to say that this Family Show of Smiles Across the Miles may not be to everyone's liking, it does have a very loyal following. While this may be a little premature, I would like *Listening On . . .* to be the first to wish the Happy Station and especially Tom Meijer himself a very happy birthday.

The Umbrella Antenna

New amateurs who start on the 2 metre band are usually faced with purchasing a transceiver and the added expense of buying an antenna of some sort or other. The following simple project will help those who want to get on 2 metres quickly with minimum outlay.


The Dipole

First, obtain a car or portable radio-type telescopic antenna. Modify the bottom section to fit in the insulated piece as in Fig. 1. This may not be necessary if the lower half of the telescopic section is of the required diameter to fit in the pre-drilled hole. Drill and tap a 4BA or metric equivalent into the insulated piece to retain the antenna as in Fig.1. Proceed to drill a hole the diameter of the coax connector pin, making sure the pin eventually makes a good electrical connection to the lower half of the telescopic antenna piece.

Fit the tin plate section (Fig.2) under the coax connector screws as in the drawing. Assemble all the appropriate screws etc. and the telescopic section of the antenna is now completed.

Ground Plane

Find an old umbrella. XYL types are best (*How d'you tell a lady umbrella from a gentleman umbrella? Answers on a postcard please. No correspondence will be entered into. Ed.*) but any type will do if you are prepared to work on them. Remove the plastic cap screwed on the top of the umbrella. This should expose the 1/4 in Whitworth threaded nylon piece about 1/2 in long. Cut this off and replace with the 4BA/metric screw and nut with the tin-plate washer clamped underneath. Take off all the fabric, which will expose the metal spokes. Remove the required number of spokes until only four remain. Proceed to bind the 22 SWG wire to each spoke as in Fig.3, making a good electrical connection of each spoke.



Edgar Powell GW1 TDW opens aegis against expense with the help of an old brolly.

Solder the end of the 22 SWG wire to the tin-plate washer, then refer to Fig. 4 for the final procedure.

Procure a small lightweight G-clamp and drill two holes for tapping 4BA or metric equivalent threads as in Fig.5. The umbrella handle normally has a hole in the base; if not, drill a 4BA/metric tapped hole to allow the handle to be screwed to the clamp with a 4BA/metric screw long enough to pass through the clamp and handle and locked with a nut.

SWR and Cable

First select the length of coax feeder from transceiver to antenna. (I used about 30 feet of 50 ohm lightweight U58 type cable, which is not

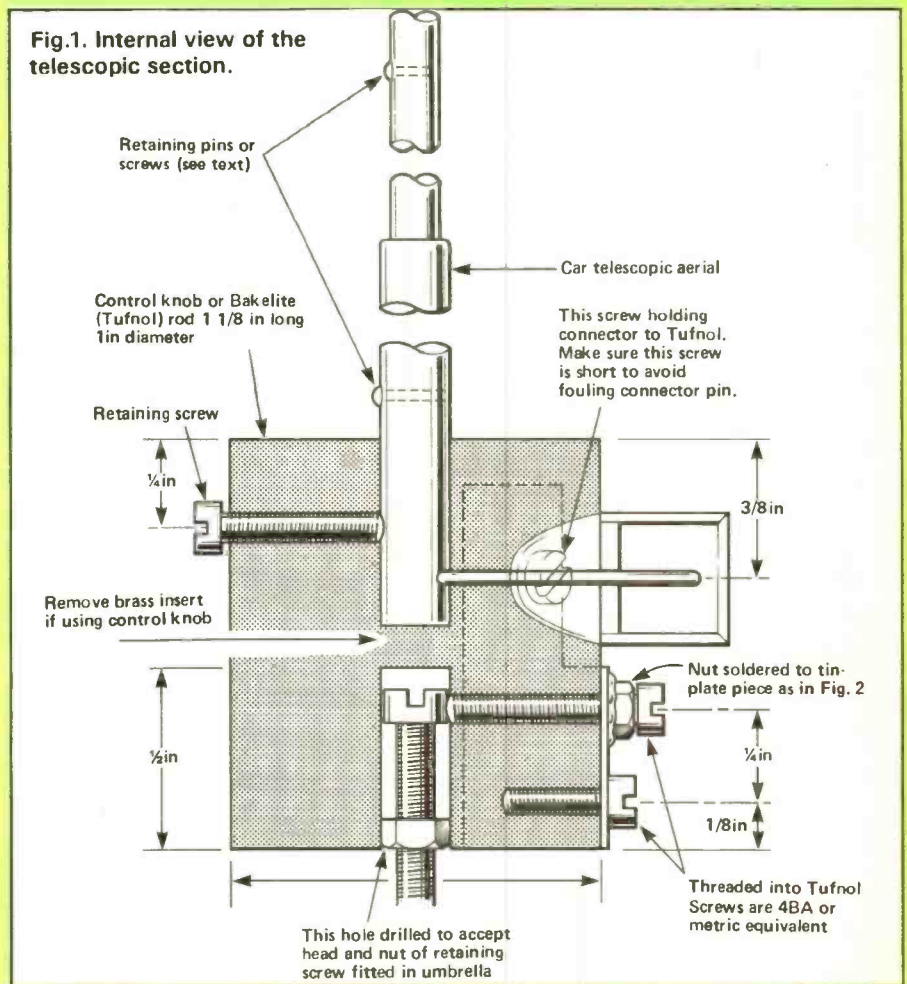


Fig.2. Details of the tin-plate connections.

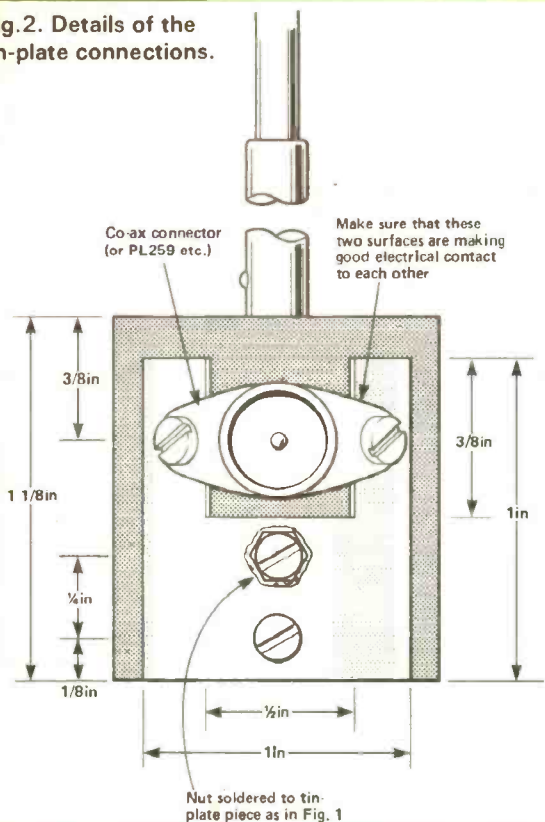
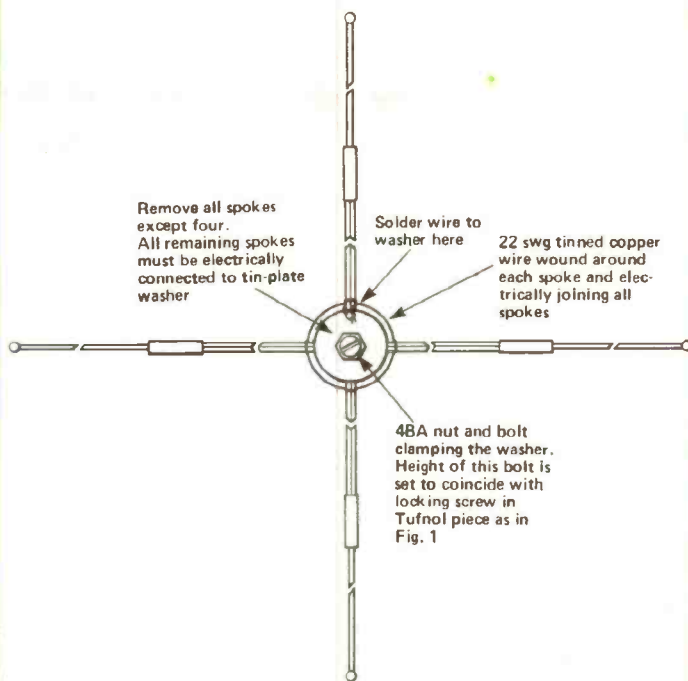


Fig.3. Top view of the umbrella antenna, ground plane sections



very efficient, but is ideal for portable work.) Solder the appropriate plugs either end of the cable, assemble the antenna, ie the telescopic antenna assembly to the umbrella spokes. Plug in the feeder and clamp the antenna to an appropriate support about 6 ft from the ground clear of any obstructions.

Switch the transceiver to an empty channel away from the local net and repeater channels. Press the PTT switch. Note the SWR reading. If this is high slide the telescopic section up or down until the lowest SWR is obtained. Having found the lowest SWR, you could now drill a small hole in each of the sliding sections and lock them with small pins or nuts and bolts or, if you want real portability, arrange that these can be removed easily for collapsing the telescopic section, retaining the pins/bolts safely when reassembling. By this method the lowest SWR can be re-obtained in the shortest possible time.

Caution!! Do not touch antenna while pressing the PTT switch.

The design of the antenna is such that it is so portable that within a few minutes it can be dismantled, making it very easy to carry around as well as being a fixed antenna if required — for instance installed in a roof space.



Fig.4. Details of the umbrella modifications.

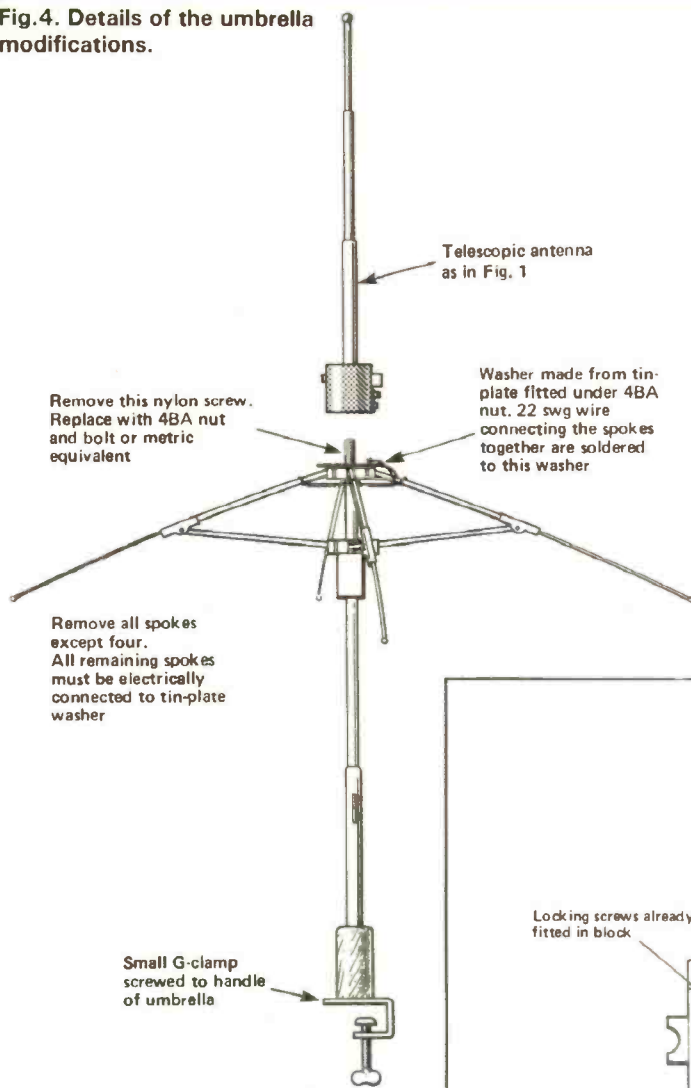


Fig.5. The G-clamp.

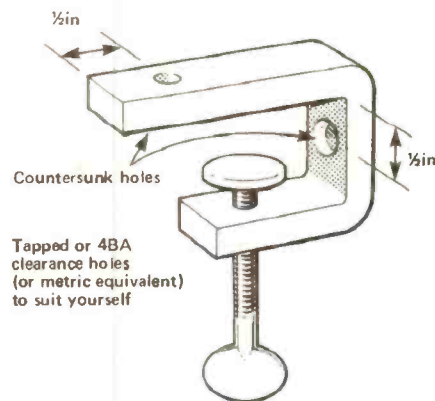
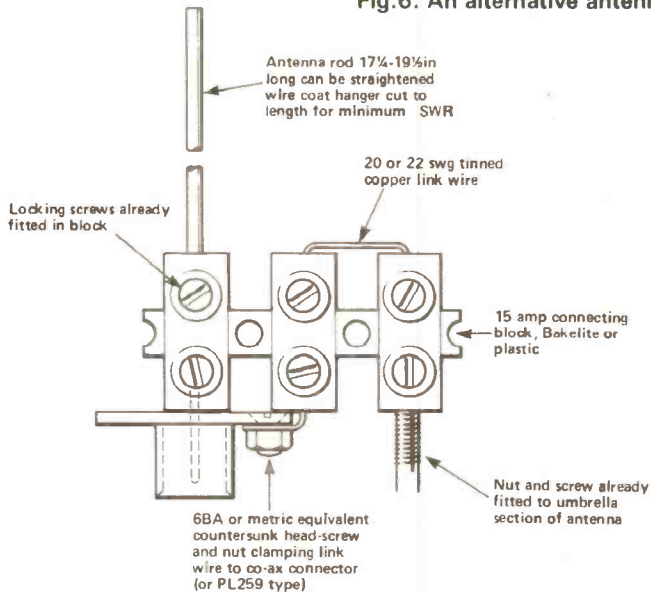


Fig.6. An alternative antenna section.



Top Section

If difficulty arises in getting the materials for the project as in Fig.1, refer to Fig. 6 which could solve the problem. If you are confined for space, the design in Fig. 7. is not so cumbersome yet works quite well.

On the Road

The umbrella was taken on a short caravan holiday during the summer and clamped to the opened caravan door. Twenty contacts were made via repeaters and simplex.

The other was taken to a holiday flat in the centre of York which also gave excellent results. These antenna was designed for indoor use, therefore as they are they cannot withstand outdoor weather conditions, such as rain and wind (oddly enough).

Reference: *The A.R.R.L Antenna Handbook, section: Antennas for VHF and UHF.*

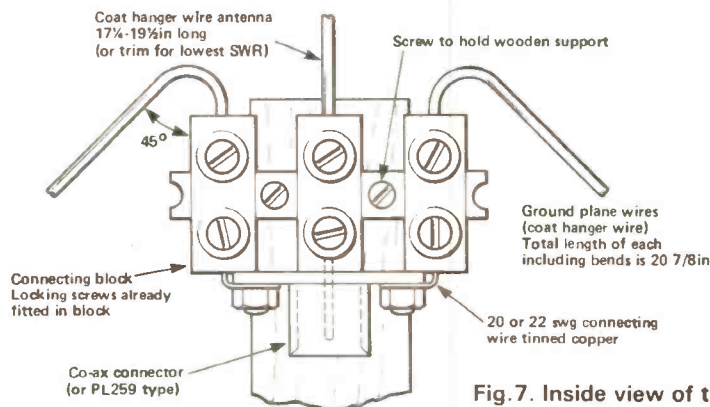




Fig.7. Inside view of the connecting block type ground plane antenna.

SHARMANS WHOLESALE



SW 7 - 11
Communications Speaker



Opek DM436
Deluxe Dynamic Microphone

ARMCO

MULTISTICK-DX
 VHF — UHF SCANNER ANTENNA

VHF - L 60 - 90 Mhz	AIR 108 - 136 Mhz
VHF - H 138 - 174 Mhz	UHF 380 - 525 Mhz

ARMCO Multistick-DX
Scanner Aerial

ARMCO

VHF / UHF

**WIDEBAND
 CIRCULAR RADIUS
 ANTENNA
 DISCONE**

ARMCO DSC-8 Discone
Scanner Aerial 70-680 Mhz

These are just a few of the range of communications products exclusively available from Sharmans Wholesale.

To obtain full details of these and other products phone 061-834 9571 for immediate attention!

3 BURY NEW ROAD, MANCHESTER M8 8FW
TEL: 061-834 9571
FAX: 061-835 3679
TELEX: 665446G

STRICTLY TRADE ONLY

R. N. Electronics

Professionally Designed Equipment for Amateurs

SUMMER SALE

2-6 METRE TRANSVERTER

25 w p.e.p. Use with any transceiver with a 1/2-3 watts output

Special Price

£175.00 inc P&P

R.N. 690 POWER AMPLIFIER

25 watts p.e.p. Use with FT 690 or similar

Special Price

£69.00 inc P&P

2m PRE AMP

50W R.F. Switched

Special Price

£35.00 inc P&P



All prices include VAT



37 Long Ridings Ave, Hutton, Brentwood, Essex CM13 1EE. Tel: 0277 214406

A WORLD OF OPPORTUNITY FOR RADIO OFFICERS

We offer a secure and rewarding shore-based career in the forefront of modern telecommunications technology. Thirty weeks special training (plus 6 weeks for non-typists) will prepare you to undertake a wide range of specialist duties as a RADIO OFFICER covering the complete communication spectrum from DC to light.

To qualify **you need** to hold or hope to attain: an MRGC or BTEC HNC in a Telecommunications subject with the ability to read morse at 20 wpm. City and Guilds 7777 at advanced level, incorporating morse transcription skills, would be advantageous. Anyone without the above qualifications who has 2 years radio operating experience will also be considered. Age - preferably under 45 years.

We offer you:

Comprehensive Training; Good Career Prospects; Opportunities for transfers within UK and Overseas; Generous Leave Allowances and a Non-contributory Pension Scheme; Job Security; Attractive Salaries - and much more.

Salary (Reviewed Annually) - As a Radio Officer after training:

£11,568 rising to £17,057 pa in 5 annual increments. (includes shift and weekend working allowance) CIVIL SERVICE IS AN EQUAL OPPORTUNITY EMPLOYER.

For more information and application form write or telephone:



THE RECRUITMENT OFFICE, GCHQ, ROOM A/1108 PRIORS ROAD, CHELTENHAM, GLOS GL52 5AJ OR TELEPHONE (0242) 232912/3

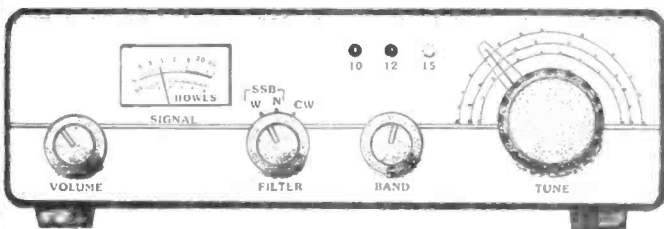
C.M.HOWES COMMUNICATIONS



Mail Order to: **EYDON, DAVENTRY NORTHANTS NN11 6PT**
TEL: 0327 60178

NEW RECEIVER!

— catch the DX on 10, 12 & 15 metres!



Concept receiver featuring DXR10, DCS2 and CSL4 kits

Now that the sun's activity is high, propagation on the highest frequency shortwave bands is becoming excellent, with many DX stations, and much intercontinental working.

A brand new HOWES receiver, the DXR10 has been developed to give the home constructor the opportunity to get in on the action. This is a three band receiver covering all of 10, 12 and 15 metres. The prototype I have been using certainly pulls in the stations in a most impressive manner!

Like the very popular DcRx single band receivers, the DXR10 is designed to be easy to build and within the scope of the beginner, whilst offering an amazingly good level of performance for a simple set.

Technical features include a double balanced mixer, bandpass input filtering (which requires no tuning or set up adjustment), active AF filter, and plenty of audio output to drive a loudspeaker or headphones. Suitable for holiday, portable and home station use.

The price is still to be fixed at time of writing this advance information, but it should be under £30 for the kit. Ring or write for the exact figure, they should be in stock by the time this advert appears in print.

SOME OTHER HOWES KITS

ASL5 Dual Bandwidth Filter — worthwhile extra filtering and selectivity for virtually any receiver. Simply connects in line with external speaker or headphones.

Kit: £14.90

Assembled PCB: £22.50

CSL4 Dual Bandwidth Filter — the same excellent filtering as the ASL5, but designed for internal fitment with our receiver kits. Really sharp selectivity for CW or SSB.

Kit: £9.90

Assembled PCB: £15.90

CTU30 Antenna Matching Unit — an ATU for use on all HF bands and 6M for receiving or transmitting at up to 30W RF. High quality performance at a sensible price.

Kit: £27.90

Assembled PCB: £33.90

DCS2 Relative Signal Strength Indicator — or "S meter" in common parlance! Special HOWES custom made meter (see picture). A two chip driver circuit for use with all our receiver kits. Adds a touch of "class"!

Kit: £7.90

Assembled PCB + meter: £11.90

There are over thirty different kits in our range. We have receivers from £14.80, and QRP transmitters from £13.80. HOWES KITS interlink, so that you can start with, say, a simple receiver and if you wish, expand it into a full transceiver at a later date. Most kits are suitable for the inexperienced constructor, as well as the "old hand"!

If you would like more information on any item, or a copy of our catalogue showing our whole range of kits, simply drop us a line enclosing an SAE. Technical advice and sales are normally available by phone during office hours.

All HOWES KITS come with full, clear instructions, good quality PCB (drilled, tinned and screen printed with the parts locations), and all board mounted components. Delivery is normally within 7 days. Please add £1.00 P&P to your total order value.

73 from Dave G4KQH, Technical Manager.



ALTRON COMMUNICATION EQUIPMENT

ALWAYS CHOSEN BY PROFESSIONALS AND DISCERNING RADIO AMATEURS.

COMPACT LATTICE TOWERS
SLIMLINE TUBULAR MASTS

Telescopic—Tiltover, Fixed—Mobile from 3M to 60M. Over 50 Models, suitable for a wide range of civil and military applications such as:

- Radio Communications
- Amateur Radio
- CCTV and Surveillance
- Meteorological Monitoring
- Aero & Marine Nav Aids
- Flood Lighting etc.

Purpose designed using 4-5m and 3m section modules for low retracted heights and cost effective shipping. Engineered to B.S.I. standards and hot dip galvanised to BS729 for protection. Wind loads are based on BS CP3 CHAP V PT 2 1972 for wind speeds up to 100mph/160kph. (BS 8100).

ANTENNAS

AQ6-20 "SPACE SAVER", THE COMPACT 4 BANDER THAT IS DIFFERENT. 2, 3 OR 4 ELEMENTS 6, 10, 15 AND 20M.

Unique Fully Sealed Coils. Hi'Q—Close Coupled capacity hat loaded Yagi with optimized performance. Ideal for small spaces. Send for full Spec. sheet. NOW!

QUALITY
RELIABILITY
KNOW HOW

WE DESIGN—WE MAKE—WE SELL—DIRECT.
At manufacturers prices—you get best value.

EUROPEAN DISTRIBUTOR:
CLASSIC INTERNATIONAL
Roermond (NL) 04750-27390

SEND S.A.E. FOR FURTHER DETAILS
AND PRICES OF ALTRON PRODUCTS.

H.P. TERMS

ALLWELD ENGINEERING

Factory 6, 232 Selsdon Road,
South Croydon, Surrey, CR2 6PL.
Tel: 01-680 2995 (24 hr) 01-681 6734



Cirkit NEWS

JULY 1989

NEW CAT OUT NOW!




Over 3,000 product lines feature in the Summer 1989 edition of the Cirkit Constructors' Catalogue.

available from most larger newsagents or direct from the company priced at £1.50. The latest books, an RF frequency meter, two new PSU designs and a 3.5MHz converter are among the innovative new kits this issue, while our construction project - a 2 Watt stereo amplifier - is bound to prove an absorbing activity for dedicated constructors. In the test equipment section there's a whole new range of multimeters, a bench DVM and a triple output PSU.

For eagle-eyed readers who enjoy a challenge of a different sort, there is the opportunity of winning an audio signal generator worth more than £180.00 in the latest fiendish competition. All prices now include VAT for quicker, easier ordering; and Cirkit's same-day despatch of all orders, combined with value-for-money discount vouchers, makes the line-up even more attractive.

D-MM GOOD VALUE!



Cirkit's six new digital multimeters are packed with sophisticated extra facilities: capacitance measurement, frequency measurement up to 20MHz, temperature reading, transistor test and logic test in addition to the usual volts, current (DC and AC) and resistance measurement - and all unbeatable value with prices ranging from £20.00 to £55.00!

Cirkit

Cirkit Distribution Ltd

Park Lane Broxbourne Herts EN10 7NQ
Telephone (0992) 444111 Fax (0992) 669021

Also at

53 Burrfields Road Portsmouth Hants PO3 5EB
Telephone (0705) 669021 Fax (0705) 695485

METREWAVE

It was flattering to the G5UM ego to read in the RSGB's official journal some powerful support to a point which has been emphasised here these last half-dozen years. It came from Brian Kendall, G3GDU, who in

aerials. Fire your rf where you want it to go and not in all directions to the discomfiture of the hundreds of other people trying to find a clear channel. If you were directing your rf in *one* direction there would be many more

"Fire at the target you want to hit", urges Jack Hum G5UM

commenting on methods to abate the increasing congestion in the 2-metre band urged, inter alia, the use of beam aerials which would "... permit a doubling band occupancy 'at a stroke'."

He also advocated a "... reduction of power to the minimum necessary". There was much more he had to say about the need to reduce channel spacing, and he observed how prodigal of frequency spectrum the fm mode is.

What immediately concerns us is that vital need to employ beam aerials on Two to put your rf where you want it, and not all around you which happens with an omni — and please forgive if you may have read this here before: there are thousands of newer licensees who haven't and who may wish to ponder how to make the best of their hard-won rf energy.

Talking Around Corners

Unfortunately, on 2 metres the belief has grown that a simple omnidirectional aerial is all that the operator needs at the home station. It is indeed, if he wishes to do no more than talk around corners or through the nearest repeater. This belief is slowly spreading even to the 70cm band: the misconception has arisen that an adaptation of some of the notorious designs of omni used for Two will function perfectly well on Seventy, quite ignoring the tiny capture area available. It seems to be a long time since that old adage was uttered: "... the more metal you put up into the sky the better you'll get out". G5UM makes no apology for reiterating it here.

To be effective, any projectile must be aimed at its target and not sprayed around. Exactly the same analogy applies to metrewave beam

clear channels, as G3GDU suggested.

Let us for the time being sidestep that other palliative for the overcrowding of Two, namely, to halve every rig's bandwidth and thereby in theory to double the possible occupancy: this point has been dealt with here and the difficulties of its practical application discussed.

No practical difficulties, exist, though in improving the station on the aerial front — but yes, there *is* one and it is spelt "indolence". And yes, there is another and it is spelt "parsimony" ("*meany*" — Ed.), meaning people's reluctance to spend money on improvements when they get what they want out of amateur radio by spending the minimum. Yet is seems illogical to lay out, say, £400 on a latter-day state of the art fm sender for Two, and then to feed it into a far from state of the art aerial which can do it no justice — except for talking around those corners. To spend £400 just to do that seems extravagance of an unwarranted order. It would be cheaper to use the landline telephone. So let's address the question of how that expensively generated rf may best be put where you want it.

The all-too-obvious answer is "use a directive aerial". There are plenty of basic Yagi designs on the market at modest prices. If you prefer to construct one yourself, take a few lengths of copper or aluminium rod, which your local TV aerial installer will be only too glad to give you from that pile of discarded Band 1 aerials cluttering his backyard, bolt them at the appropriate positions along a boom of metal — but old broomsticks have been known to work — and hey presto, you have a beam antenna (Fig.1).

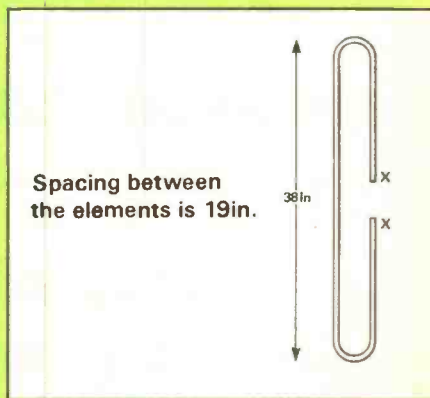
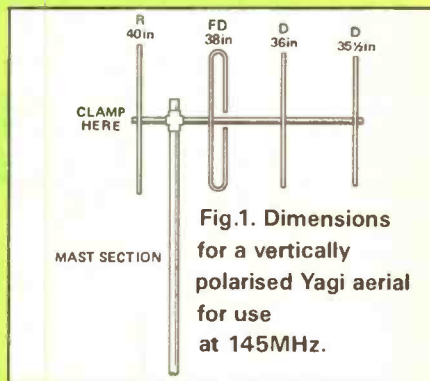
Here are the dimensions:
First director 35 1/2 inches
Second director 36 inches
Folded dipole 38 inches
Reflector 40 inches

Spacing between all of them: 19 inches (a quarter wavelength at 145MHz).

For your folded dipole you will need a rod double the length shown, for it is to be folded back on itself as shown in Fig.2 and the feeder attached to the open ends.

Setting Up

Your transceiver probably employs 50 ohm impedance output. You cannot be sure that the 50 ohm feeder which you extend from it to your newly fashioned aerial will be an exact match to the latter. But don't worry if the SWR appears to be unduly high: so long as the front-end protection of your rig doesn't shut it down, you can get away with SWR ratios and you can ignore the almost paranoid belief that if one's SWR is worse than 1 to 1.2 then one is in dire trouble. Not true; a modest order of mismatch is acceptable and will be



barely discernible at a distant station — say, S8 instead of S8½ (gauged entirely by ear, of course: you don't put your trust in those Japanese S-meters, do you!).

How, then, to achieve the best available SWR with that newly built Yagi?

First, bolt the aerial to a length of plastic pipe or metal rod and support it on a wooden pair of steps out in the garden. The steps will give you access to the antenna and allow you to compress or extend the folded dipole element until you achieve best SWR. You will have your transceiver in the near vicinity along with its SWR meter to permit you to take continuous readings from the latter as you compress or stretch.

While performing this operation do not point the Yagi directly at a nearby object such as your house wall. Mount is as many quarter-wavelengths as you can (and a ¼-wave at 145MHz is 19 inches) from nearby reflective objects. You now have an aerial testing range which will do approximately the same job as those vast ranges which the professionals employ — often on disused airfields — to test their skyhooks.

Important: perform this operation on 144.9MHz or 145.2MHz where your continuous carrier will not clobber either the beacon segment or the repeater area of 2 metres. Equally important: break carrier regularly to give callsign.

Having satisfied yourself by compressing or extending the folded dipole that you have achieved best SWR, dismantle the aerial and its stub mast from your garden steps and erect it in its permanent location, preferably on a chimney stack but, if that means living dangerously, put it in the roof space. The roof members may affect the SWR and the aerial being inside will not radiate as well as it would outside, but you still end up with an antenna system with much more potential (in both senses) than a vertical omni.

"Lowest Power Conducive"

Having completed and erected your no-cost Yagi, the next thing to remember is that although it will radiate in the wanted direction and not all around, your transmission will be heard well up country by operators within its beamwidth.

The answer? To use the minimum power conducive to maintaining solid contact. To pile on the power, as all too many stations do is expensive, adds probably no more than one S-point to your signal at a distance, is antisocial because of the noise it produces in nearby operators' rigs, and can be described as an admission of failure through the resort to brute force.

Which is not to deny the case for the use of high power by stations and expeditions in rare districts or squares where the maximising of signal level some hundreds of metrewave miles away is important. This article is not directed to them. It is directed to operators in urban areas who all too often pile on the power and, because the receiver then seems deaf, add a masthead amplifier to the antisocial omni. The question "How can I organise my station so that it will perform better?" is not answered by the addition of expensive PAs and preamps. It is answered by the adoption of a simple directive aerial such as the one described.

But remember that instead of clobbering all your locals to a radius of 360 degrees you will clobbering others perhaps 60 miles away who cannot find a clear channel because your beamed signal is so strong. "Lowest power conducive . . ." then. It's in The Amateur Code.

No Searchlights

Halving transceiver bandwidths, installing of directive aerial: these are two of the palliatives to the congestion problem on Two. There is another: don't use Two at all. Move up to Seventy. Construct yourself a Yagi one-third of the size of the 2 metre one described. Add a few more directors 12in long and spaced 6in to increase the gain by a modest amount.

Do not fall into the trap which gapes wide and catches some of the less experienced operators, that is to buy one of those enormous 48-element or 88-element aerials. These are fine for DX chasing at the low end of Seventy. They have serious disadvantages in the middle of the band where the repeaters and all the fm activity reside. They concentrate the frontal lobe into a narrow "searchlight" pattern. Of course, you can always cut one down and then, hey presto, if you erect it vertically you are

in business in the fm/repeater segment of Seventy. Maybe it would be simpler and cheaper to adopt the simple h/b Yagi described above.

Getting Rotational

"Fire your r.f. where you want it to go . . ." again. You can't do so unless you recognise that it is rational to be rotatable — call it rotational if you like.

Commercial antenna rotators are offered in profusion by advertisers in HRT. Or you may prefer to construct something yourself by adapting one of the ingenious methods which have been presented in the amateur radio press ever since aeriels were required to rotate — popularly, "handraulic".

One exponent of the home-build ethic uses a length of cord twisted around the mast outside, ends terminated in the shack. He pulls on the appropriate cord-end to maximise the incoming signal.

Others use the system which requires the base of the supporting mast to be stepped into a builder's scaffolding peg down at ground level and rotated at shack level by a horizontally-polarised bicycle wheel, and chain.

Still others arrange for a horizontal bar to be fixed across the mast at head level, and then to trot out of the shack to turn the device on to the required bearing, heedless of facetious comments from observers who are amused at your "up periscope" procedure.

Plan position indicators to show in which direction the beam is pointing present a few practical difficulties. At least one enthusiastic metrewave operator does it the simple way: he keeps a large electric lantern in his shack and shines it on the mast outside in the dark to ascertain the aerial's heading.

There are many other ingenious mechanical methods. If you have adopted or adapted one, then write it up for HRT. It could well be the answer to the question which hams will increasingly ask as omnis lose favour, and that is "How do I get rotational the easy way?"

Back to square one, then. Fire your r.f. in the wanted direction, and put a quietus to those snide comments from your locals that ". . . old so-and-so goes rabbiting on through that omni of his, and we can never find a clear channel when we want one."

AR 900 Handheld Scanner

REVIEW

G4HCL gets an exclusive on a handy new scanner that will please air band buffs as well as others.

Last year the HRT review team marvelled at the AR800 scanner, the first handheld model available to feature coverage of the 900MHz range. Indeed following our exclusive review

of this we even received a letter from the DTI staying that we must be careful not to encourage people to listen in on cellular telephones which operate in this frequency range! Hence, don't think we at HRT are encouraging UK readers to do this with the AR900, as it also covers the 830-950MHz range. Interestingly enough, it also covers the 220-280MHz and 300-380MHz ranges as well, which the *VHF/UHF Airband Frequency Guide* (Spa Publications, reviewed *HRT* June 89) tells me is used by military aircraft. I believe one could get locked up for telling everybody what is heard on that sort of band when residing in the UK. As well as these, other frequency ranges covered are 108-136MHz, used around the world by civil aircraft, 137-174MHz, and 406-470MHz. Again a copy of one of the VHF/UHF frequency guides shows who uses all these frequencies, such as amateurs on the 2m and 70cm bands, Marine VHF communications around 156MHz and so on.

Features

The latest offering from AOR in the shape of the AR900 is a lightweight handheld unit, which for your £235 comes fitted with an internal rechargeable nicad battery pack. Two set-top aerials terminated in BNC connectors are provided, a helical for VHF and a flexible quarter wave for UHF, together with an AC mains charger which may also be used as a mains power supply for the set.


We've already discussed the frequency coverage, any frequency in

these ranges may be programmed for reception to the nearest 5kHz increment on the 147-174MHz range, and to the nearest 12.5kHz increment on the remainder of the ranges. Either FM or AM modes of reception can be selected on any frequency. This is in contrast to the common limitation with many other scanners where AM may only be received when you are within an airband frequency range, with listeners resorting to such tactics as internal modifications or image reception to allow AM reception on other VHF ranges.

Memories

100 memory channels are provided, arranged into 5 banks of 20 channels each. Any number of banks of channels may be scanned for activity, and within each bank any channel may be 'locked out' of scan mode as required. The memory scan halts as soon as the receiver squelch lifts, and resumes either as soon as this closes or alternatively following a short delay of a few seconds after the squelch closes, depending upon the scan mode pre-programming.

A 'search' mode is provided where once the set has been programmed with lower and upper frequency limits, it may be set to search between these limits for activity. Again five banks of lower/upper frequency pairs may be programmed for instant access. The set may search in selected 12.5kHz, 10kHz, or 25kHz increments within the remainder to either halt on an active frequency until the search is manually resumed, or to pause for a few seconds after this before resuming the search. A useful feature in this mode is that when halted, the displayed frequency and mode may be programmed into any desired memory channel by simply entering the desired memory bank letter followed by the channel number.



Controls


Frequencies and other scanner functions may be entered directly using the front panel keypad, which may be locked using a top panel button to prevent accidental operation when out and about. An LCD panel shows the reception frequency and other programmed parameters, together with a 'battery low' indication when required to warn you of the status of the nicads. If you attempt to enter an incorrect frequency, the display even gives a 'Fr Err' display in large letters in place of the frequency. This display may be backlit for night use by pressing a top panel latching push button, although the accompanying instructions warn this will drain the batteries fairly quickly.

The top panel also contains the usual rotary on/off/volume and squelch controls, a BNC aerial connector, and a 2.5mm jack socket for an earphone. An small coaxial DC socket is fitted to the side of the case to accept the matching plug from the AC charger/power supply.

In Use

I had previously used the AR800, so at first I believed the AR900 would be fairly similar to operate. I was quickly proved wrong. However after studying the supplied instruction sheet followed by a quick practice, I soon got the hand of operating the unit. Fitting the helical aerial and programming in the frequency of my semi-local 2m repeater give me rather a surprise, unlike other handheld scanners the AR900 picked it up with ease. I normally have to be careful in positioning with other sets. The received audio quality of local FM signals was excellent, listening to the local 2m news service as well as other nearby UHF signals gave the impression they were being received on a large table top set rather than through a tiny speaker.

Using the set when outdoors showed there was only just enough audio level present from the internal speaker for reasonable reception, but not quite enough for when driving at speed in my family hatchback without a degree of distortion. I did use the earphone connection quite a bit, and found the audio quality was excellent when using a good quality earphone rather than one of the tiny



plastic affairs (I used a Kenwood HS-8 earphone which gave excellent results). As a built-in audio attenuator is used in the AR900 earphone output, none of the usual squelch clicks and charger hum noises were present. I approached when listening at home although this didn't allow its use as an external speaker socket which I feel could have been useful in some cases.

Searching

When powered up, the set comes up in scan mode with all five memory banks enabled, a quick press of any of the buttons A-E toggled the appropriate bank in and out of scan mode which I found most useful. What I really appreciated though was the facility of five separate search ranges without the need to re-program each time, this enabled me to quickly change between looking at different frequency ranges for general activity, such as the entire 70cm amateur or the airband range. During keypad entry, I found I had to pause about half a second between each button push to allow the set to register this entry, which took a little getting used to at first. A faster entry time would have been nice, but this is only a minor grumble considering the set's wide capabilities.

The lack of 12.5kHz steps on VHF was a little annoying, as in the UK 5kHz and 10kHz steps are of little

use, but I found no problems in reception due to the adequate IF bandwidth of the receiver. Potential users may find this slight limitation is easily forgotten due to the advantage of being able to receive AM transmissions on VHF, many other scanners not having this mode allowed for any frequency range other than airband. The other useful facility for manual direct memory entry when an active channel has been found also simplified my initial programming effort quite a bit!

Performance

When out and about, I found the set a very handy companion; lunch times at the office suddenly became that bit more interesting with the set scanning away next to me. I'm sure a set such as this would also have a priority place in many briefcases during business trips as well, to while away any evenings not spent in the bar. The squelch was very sensitive, and would raise on very weak signals indeed to make sure nothing was missed. The maximum squelch setting was also a bit on the sensitive side, especially on AM, as was apparent when receiving local noise sources such as computers and the like which tended to stop the scan. There was also little hysteresis in its action, ie the difference in level needed between opening and shutting, the lack of which can cause squelch chatter.

The performance of UHF when using the UHF whip was extremely good, but replacing this with the helical VHF whip reduced the performance quite a bit, as it did with the UHF whip used on VHF. However the two supplied aerials did allow a choice, to give the best performance on the main bands of interest rather than just a compromise on all bands as I have found with one or two other scanners. Connecting an external VHF/UHF aerial mounted on the roof of my house provided good results as long as there were no very strong local signals present, as these tended to give rise to blocking effects in the set. Again I can't really grumble as it is intended for use as a portable; if you need a good base station scanner you'll need to pay rather more than the price of this set! I was very happy to find few problems due to image rejection, as this is a common limitation with many scanners.

Laboratory Tests

A brief set of measurements were taken, which confirmed the set to be quite sensitive on the VHF ranges, and quite reasonable on UHF. I noticed the FM sensitivity on all bands was around 6dB better than that found on AM. An exception to this was the 350MHz range where the set was fairly noisy on reception, causing weak signals of around one or two microvolts pd to be received OK but needing fairly strong signals to completely get rid of the background noise. The image rejection on VHF was quite good for a handheld scanner of this type, but again an exception was 220MHz where the image was actually stronger than the tuned frequency.

The current consumption measured would allow the set to run from the internal 600mAh nicad pack for around eight or nine hours before a recharge was necessary. This should easily allow a complete day's worth of use when attending an air show for example, which is quite good.

Conclusions

Overall I was quite taken with the set, it offers more features than any other handheld scanner I know of at the time of writing, particularly in its airband coverage. Although occasionally suffering from blocking effects when used with a large

external aerial, the performance when used as a handheld was quite good. When it is returned following review I'll certainly feel I will have lost a useful and handy piece of equipment, even though I already own a

somewhat more limited handheld scanner.

My thanks go to Lowe Electronics Ltd. for the loan of the review scanner.

Laboratory Tests

Sensitivity: Input level required to give 12dB SINAD:

120MHz: 1.21uV pd (AM)
 145MHz: 0.47uV pd (FM)
 156MHz: 0.45uV pd (FM)
 220MHz: 1.96uV pd (AM)
 350MHz: 6.90uV pd (AM)
 440MHz: 0.94uV pd (FM)
 935MHz: 0.79uV pd (FM)

Current Consumption:

Scanning: 68mA average
 Receive, Mid Volume: 73mA
 Receive, Max Volume: 102mA

Squelch Sensitivity:

	AM	FM
Threshold:	<2dB SINAD	<2dB SINAD
Maximum:	<2dB SINAD	5dB SINAD

Image Rejection: Increase in level of signal at 21.4MHz IF image frequency over level of on-channel signal to give identical 12dB SINAD signals:

120MHz: 33dB (+42.8MHz)
 145MHz: 37dB (-42.8MHz)
 156MHz: 28dB (-42.8MHz)
 220MHz: -6dB (+42.8MHz)
 350MHz: 2dB (+42.8MHz)
 440MHz: 22dB (-42.8MHz)
 935MHz: 11dB (-42.8MHz)



TX-3 RTTY / CW / ASCII TRANSCIVE

The high performance, low cost system

Split-screen, type-ahead operation. Unbeatable features. Needs TIFI interface or T.U. BBC, CBM64 tape £20, disc £22. SPECTRUM tape £35, +3 disc £37 inc adapter board (needs TIFI or TU also).

RX-8 for the BBC computer

Receives screen and printer FAX charts & photos. HF and VHF PACKET, Colour SSTV, RTTY, AMTOR, CW, ASCII, UoSAT 1 & 2.

Receive them all with every possible feature, superb performance and ease of use. Full printer and disc support. The best receive system ever £259. FREE Klingenfuss Utility Guide for 1st 50 purchasers. DISCOUNT for RX-4 users. More details in June issue or send for full information.

RX-4 RTTY / CW / SSTV / AMTOR RECEIVE

Performance, features and ease of use make this still a best-seller. Text and picture store, disc and printer support. Needs TIFI interface. BBC, CBM64 tape £25, disc £27. VIC20 tape £25. SPECTRUM tape £40, +3 disc £42 inc adapter board (needs TIFI also) or software-only version £25.

TIFI INTERFACE Optimum HF and VHF performance with our software. 4-pole filtering and computer noise isolation for excellent reception. MIC, PTT & KEY TX outputs. Kit £20, ready-made, boxed with all connections £40. Available only with TX-3 or RX-4 software.

Also MORSE TUTOR £6, LOGBOOK £8, RAE MATHS £9 for BBC, CBM64, VIC20, SPECTRUM. BBC LOCATOR with UK, Europe, World maps £10. All available on disc £2 extra.

technical software (HRT)




Fron, Upper Llandwrog, Caernarfon LL54 7RF



Tel: 0286 881886

THE NEW TEN TEC PARAGON Synthesized Transceiver



An addition to the TEN-TEC range of top quality equipment from the U.S.A.

This general coverage all mode receiver tunes from 100KHz to 29.9999MHz. Modes USB, LSB, CW, FSK, AM, (FM optional). Sensitivity SSB/CW/RTTY 0.15uV. Dynamic range: 100dB on SSB. Blocking and 3rd order Intercept, very impressive figures. Transmitter 200 watts D.C. Input. CW Sidetone, Speech compression.

★★★★★★★★★★★★★★★★★★★★

Write or phone for details of the PARAGON 200w or ARGOSY II 100w Transceiver, CORSAIR II 200w Transceiver, CENTURY 22 CW only Transceiver and other TEN-TEC products.

★★★★★★★★★★★★★★★★★★★★

We also stock KW Traps & Dipoles; Antenna switches; Baluns; Fritel Baluns; Butternut & Cushcraft Beams and Verticals. MFJ (U.S.A.) ATU's; Packet Radio Terminal and RTTY/ASCII/CW computer interface etc.

★★★★★★★★★★★★★★★★★★★★

KW COMMUNICATIONS LTD.,

Vanguard Works, Jenkins Dale, Chatham, Kent ME4 5RT.

Tel: (0634) 815173. Telex: 965834

HRT PCB SERVICE

Ham Radio Today can supply ready-made, pre-drilled printed circuit boards for some of our published constructional projects. The first board to become available is the Morse Keyer, published in the January 1989 issue of HRT. The board reference number contains the essential information for identifying and ordering a board from our PCB Service. The first two digits give the year of publication, and second two the month. The extension number gives the number of projects available from that month's issue.

Please send orders to: HRT PCB Service, ASP Readers Services, Argus House, Boundary Way, Hemel Hempstead, Herts HP2 7ST. Please make cheques out to ASP Ltd. Payment can also be made through Access and Visa cards by telephone on (0422) 66551 during office hours.

HRT 8901-1 Electronic Morse Memory £5.50

Please send me:

Number of boards	Reference number	Price code	Price	Total
Post and packing				£0.75
Total enclosed				£

Block capitals please

Name Address

..... Postcode

Access and Visa credit card orders can be taken by telephone on (0422) 66551 during normal office hours.

RADIO Tomorrow

On these club contacts and forward diary pages, dates are shown approximately from the week of publication to the end of the cover month, and further into the year where dates have been supplied. We need dates at least three calendar months in advance to get them into the nearest issue. For example: the last possible issue for dates from mid-August to mid-September is the September issue. The September issue normally appears on the first Friday in August, and we need club dates by the second Friday in June. Club dates received well in advance will normally be run in more than one issue. Also, please write and let us know if your club has ceased, or changed its name or contact.

SCOTLAND

Aberdeen ARS. Contact: Don Tel. 04676 251.
Ayr ARG. Contact: Robert Paterson GM4CUB Tel. 0292 262496.
Meetings: 2 Fris, Community Centre, Wellington Sq., Ayr.
Dunfermline RS. Contact: GM0DYD Tel. 0383 413440.
Galashiels DARS. Contact: GM3DAR Tel. 0896 56027.
Glenrothes DARC. Contact: Sep 16 Scottish National AR
Convention at Fife Institute of Physical Recreation,
Glenrothes. Contact: John Hardwick GM4ALA Tel. 0592
742763 (hm) (0506 410677 (wk)).
Inverness ARC. Contact: Brian Tel. 0463 242463.
Lothians RS. Contact: P J Dick GM4DTH 21, West Maitland St.,
Edinburgh EH12 5EA. Prestel (NOT phone) 314471210.
Meetings: 2,4 Thursdays 7.30pm Orwell Lodge Hotel,
Polworth Terrace, Edinburgh.
Louth DARC. Contact: G11ZB, Tel. 047286 595.
Mid Lanark ARS. Contact: David Williams GM1SSA, Holytown
732403.
Waterside SWC. Contact: Bernie Lyford Tel. 0703 893937.
Westmoreland ARS. Contact: G. Chapman Tel. 0539 28491.

NORTH EAST ENGLAND

Barnsley ARC. Contact: Ernie G4LUE, 8 Hild Av, Cudsworth.
Bishop Auckland ARC. Contact: Peter Fawcett G0FBK Bishop
Auckland 606819. Most Thurs. Oct 15 Rally Sunnydale
Leisure Centre, Shildon Ernie G4TYF 607500.
Bourne DARS. Contact: Vince Cawthron G4ODG Tel. 0778
422795.
Bradford: Northern Heights ARC. Contact: Stan Catton G01YR
0274 6731116. Meetings: 1,3 Weds 8.15 Bradshaw Tavern, Nr
Queensbury, Bradford. Jul 19 Treasure hunt. Aug 2 More
simple circuits Jon G8XVL. Aug 16 DF foxhunt.
Derby Dale DARC. Contact: G3SDY 0484 602905.
Derby DARC. Contact: Kevin Jones G4FPY Tel: 0332 669157.
Meetings: 119 Green Lane, Derby. 7.30pm. Most Weds. Aug
13 Derby Radio Rally, Lower Bemrose School, St. Albans Rd.,
Derby. All the usual, and monster junk sale. Contact: Martin
Shardlow 0332 556875.
Doncaster ARC. Contact: K. McMahon Tel. Doncaster 852938.
N. Ferriby ARS. Contact: Frank G3YCC 0482 650410 Fris NFU
Football Club Room, Church Rd., N. Ferriby, Yorks.
Halifax DARS. Contact: D. Moss Tel. 0422 202306.
Hornsea RC. Contact: Richard Tel. 0401 62498. Meetings: The
Mill, Atwick Rd., Hornsea. 8pm.
Hoyland ARC. Contact: M. Wardle, 11 Sokwell Ave, Barnsley
Kelghly ARS. Contact: K A Conlon G1IGH. Tel. Bradford 496222.
Meetings: Weds, 8pm, The Clubroom, Victoria Hall, Keighly,
Yorkshire. Jul 25 Visit Leeds/Bradford airport (not ATC). Aug
15 On the air. Aug 29 Using test meters G4YDI.
Leeds DARS. Contact: G1EBS Tel. 0274 665355.
Loughborough ARC. Contact: Philip Tel. 0509 412043.
Mansfield ARS. Contact: J M Coates G4GYU Tel. 0623 27257.
Meetings: Fridays.
Morecambe Bay ARS. Contact: G4ZJL Tel. 0524 52042.
Pontefract DARS. Contact: Colin Mills G0AAO Tel. 0977 43101.

Meetings: Carleton Community Centre, Pontefract. Jul 13
Antenna night. July 16 Rally Pontefract Racecourse 11am
trade, B&B, RSGB, Bar, Boating, Putting. Boot sale. 50p. C. A.
Mills G0AAO 0977 43101. Jul 27 Foxhunt. Aug 3 Fire station
visit.

Rotherham ARC. Contact: F. Moody Tel. Rotherham 552925.
Rugby ATS. July 30 AR Car Boot Sale Lodge Farm, Walcote, Nr.
Lutterworth, Leics (near M1) £5 pitch 10am Contact: Kevin
G8TWH Tel. 0203 441590 David G4DDW Tel. 0455 52599.
Scarborough ARS G4BP. Contact: I G Hunter G4UQP, Station Rd.,
Scalby, Scarborough, N. Yorks YO13 0QA. Tel. 0723 376847.
Scarborough ARS Rally 1989 30 July at the Spa,
Scarborough, on the south shore seafront. Open 11am. Talk-in
S22. Trade, bring and buy, refreshments and bar. Near town
entertainments.
Sheffield ARC. Contact: Alan Pemberton. Tel. Sheffield 670866.
Sheffield Packet Group. Contact: P. Green, 6 Yews Close, Worrall.
Spalding ARS. Contact: Terry G4TWR Tel. 0775 2940.
Stockton DARS. Contact: G. Noble c/o Causeway Community
Centre, Billingham, Stockton on Tees Meetings: Weds
Causeway Community Centre 7.30. RAE and morse tuition.
Tyneside ARS. Contact: G. Lindsay G4KOT, 12 Augusta Court,
Harrian Park, Wallsend, Tyne & Wear NE28 9QZ.
Wakefield: North Wakefield RC. Contact: John Hoban 0924
825443. Meetings: Thurs 8.30 White Horse Inn, Fall Lane,
East Ardsley, Wakefield. Sep 24 Rally Outwood Grange
School, Potovens Lane, Outwood 10.30 50p Real ale, food,
raffle, bring & buy, traders, repeater groups. Near M1, M62.
Talk in S22. Richard G4GCX 0532 622139 or John G0EVT
0924 825443.
Wigston ARC. Contact: G6HAJ Tel. Leicester 403105.
Workshop ARS. John Huggins G0DZX Sheffield S31 7BX. Tel.
0909 565856. Meetings: The Clubhouse, West St., Workshop.

NORTH WEST ENGLAND

Aire Valley RS. Contact: G6NPT Tel. 0532 44597.
Bolton ARC. Deane Sports Complex, New York, Junction Rd.,
Bolton. Glenn Bates G6HFF 00204 63459.
Cheshire: N. Cheshire RC Contact: C. Kirsop G6KSA, Morley
Green Club, Wilmslow, Cheshire. Jul 23 Mini rally/boot sale
11am Pitch £6, £5 in advance. Trade stands, bar,
refreshments. Peter G4WCE Lymm 5959 or packet
GB7NWP-2.
Chester DRS. Contact: Dave Tel. 0244 336639.
E. Lancs ARC. Contact: Stuart 0227 68913.
Fylde ARS. Contact: Frank G4CSA Tel. St Annes 720867.
Meetings: South Shore Lawn Tennis Club, Midgeland Road,
Blackpool. 2,4 Thurs Jul 13 DF foxhunt. Jul 27 Informal. Aug
10 Crime prevention. Aug 24 DF foxhunt.
Isle of Man ARS. Contact: J, Wrigley. Tel. 0624 834257.
Kirkby ARC. Contact: via meetings. Meetings: Weds Kirkby
Sports Centre, 17 Valley Rd., Westvale, Liverpool 7.30.
Liverpool DARC. Contact: W H G Metcalfe G6VS, 38 Kempton
Rd., Wavertree, Liverpool. Meetings: Tuesdays, Conservative
Club, Church Rd., Jul 11 Construction, on-air Jul 18 Inter-club

quiz Jul 25 Surplus sale Aug 1 VHF NFD inquest Aug 8
Construction, on-air Aug 15 SSB FD Aug 22 Surplus sale Aug
29 Police radio.

Morecambe Bay ARS. Contact: D H Wood G4ZJL Tel. 0524
52042. Tuesdays 7.30 Trimpell Sports and Social Club, Out
Moss Lane, Morecambe, Lancs.

Preston ARS. Contact: George Tel. 0772 718175.

St. Helens DARC. Contact: Carol Wainwright GOCXT 0744
813589. Meetings: Thurs 7.45 Community resource centre,
Old Central Secondary School, College St., St. Helens.
Regular morse tuition.

Staffs ARS. Contact: Bill G4WTP Tel. 0782 514741.

Stockport RS. Contact: John Verity G4ECI Tel. 061 439 3831.
Meetings: Dialstone Community Centre, Lisburne Lane off
Dialstone Lane, Offerton, Stockport. 8pm. 2,4 Weds.

Todmorden DARC. Contact: Esde Tyler GOAEC Tel. Halifax
882038. Meetings: 1,3 Thursdays.

Warrington ARC. Contact: Paul GOCBN Tel. 0925 814005.

Wirral ARS. Contact: A Seed G3FOO Tel. 051 644 6094.
Meetings: 1,3 Wednesdays 7.45 Ivy Farm, Arrowe Park Rd.,
Birkenhead. Jun 19 Equipment sale for funds.

WALES

Abergavenny and NH ARC. Contact: GW4XQH Tel 0873 4655.

Aberporth ARC. Contact: GW0DPR Tel. 023987 274.

Bridgend DARC Contact: D E George GW1OUP Tel. 0656
723508.

Conwy Valley ARS. Contact: R A Hinton Tel. 01 301 1864.

Delyn RC. Contact: Stephen Studdart GW 7 AAV Tel. 0244
819618. Meetings: Daniel Owen Centre, Mold, Clwyd. Alt
Tues Jul 18 Weather Forecasting.

Newport ARS. Contact: GW 7BSC Tel. 0633 62488.

North Wales: Clwb Radio Amtatur Y DDraig GW4TTA. Contact:
Tony Rees Tel. 0248 600963. Meetings: At the Four Crosses,
Pentraeth Rd., Menai Bridge. 7.30pm. 1,3 Mons. Jul 28-Jul 30
See Radio Today Aug 7 Open forum Aug 21 Visit to County
Emergency Centre, Caernarfon.

THE MIDLANDS

Birmingham: Midland ARS Contact: Paul O'Connor G1ZCY Tel.
021 443 5157. Meetings: Thurs 7.30 Unit 16, 60 Regent
Place, Jewellery Quarter, Birmingham. **19 Nov Mars Mini Rally**
at Stockland Green, Birmingham. Regular morse tuition.

Coventry ARS. Contact: Johnathan Ward G4HHT Tel. 0203
610408. Meetings: Baden Powell House, 121 St. Nicholas St.,
Radford, Coventry. 8pm. Fridays. Jul 14, 21, 28 On-air and
morse tuition.

Rugby ATS. Contact: Kevin Marriott G8TWH, 77 Lloyd Crescent,
Stoke Hill, Coventry CV2 5NY. Meetings: Cricket Pavilion, BT1
Radio Station, B entrance, A5 Trunk Rd., Hilmorton, Rugby.
Tuesdays 7.30.

Stratford on Avon DRC. Contact: David G0HWZ. Tel. 0789
750584. Meetings: 2,4 Mons, 7.30pm, Baptist Church,
Payton St., Stratford on Avon. Jul 10 Amateur satellites Jul 24
Constructors competition.

Stourbridge DARS. Contact: C. Brunn G1WAI Tel. 0562 885602.
Meetings: Robin Woods Centre, Beauty Bank, Stourbridge,
Worcs. 1,3 Mondays.

Telford DARS. Contact: Tom Crosbie Tel. 0952 597506.

West Bromwich Central RC. Contact: Bill Oakes G1YQY, Tel. 021
556 3183.

Willenhall DARC. Contact: Dave G0EGG 0902 734475 Meetings:
Weds 8pm Brewers Droop Inn, Wolverhampton St., Willenhall,
W. Midss. CW tuition, good ale.

Wolverhampton ARS. Contact: Keith Tel. 0902 64173.

Worcester DARC. Contact: D. Batchelor 0905 64173.

Wythall RC. Contact: Chris Pettitt G0EYD Tel. 021 430 7267.

SOUTH WEST ENGLAND

Bath DARC. Contact: G4UMN Tel. Frome 63939.

Blackmore Vale ARS. Contact: Stuart Brunton G0EXI 0747
840558. Meetings: 2,4 Tues 8pm Old Coach House, Bell &
Crown, A303, Wilts. Jul 15 Semley Fete SES Jul 25 On air Jul

28 Gillingham District Guide Camp SES Aug 8 Constructors
Trophy Comp Aug 1 5 2m DF foxhunt Aug 22 Show prep Aug
23 Shaftesbury and Gillingham Show SES, ATV demo.

Bristol: North Bristol ARC. Contact: Ray G1YRS 04545 2768.

Bristol: South Bristol ARC. Contact: Len Baker G4RZY. Tel. 0272
834282. Meetings: Whitchurch Folk House, East Bundry Rd.,
Whitchurch, Bristol BS14 0LN. Weds. Jul 12 HF activity Jul 19
VHF activity/committee meeting Jul 19 2m activity/ctte Jul 26
CW activity Aug 2 Skin-diving lecture Mike G3OUK.

Cornish RAC. Jul 15 **Cornish RAC Ralley**, Richard Lander School,
Truro.

Dorset: Aug 13 Hamfest '89, Flight Refuelling Sports Grounds,
Wimbourne, Dorset. Trade, crafts and gifts, field displays.
10am. Parking, camping. Contact: John GOAPI 0202 691649
Rob G6DUN 0202 479038.

Evesham: Vale of Evesham DARS. Contact: John G3DEF Tel.
Evesham 6407. Meetings: 1 Thurs at 7.30pm at MEB Club,
Worcester Road, Evesham Aug 14 Informal.

Exeter ARS. Contact: R. J. Donno G3YBK 0392 78710.
Meetings: 1 Mons, Community Centre, St. David's Hill, Exeter
7.30pm. Jul 10 Construction competition Aug 14 Free and
easy evening.

Plymouth ARC. Contact: G4SCA Tel. 0752 337980

Poole ARS. Contact: G0EQV Tel. 0202 674802.

Salisbury RES. Contact: Neil Tel. 0980 22809.

Salop ARS. Contact: Fred Hall G3NSY Tel. 0743 790457.
Meetings: 2,4 Thursdays, The Olde Bucks Head, Frankwell,
Shrewsbury 8pm.

Thornbury DARC. Contact: Tom Cromack G0FGI, Rose Cottage,
The Naite, Oldbury on Severn, Bristol. 1,3 Weds, 7.30 United
Reform Church, Chapel St., Thornbury, Evesham Jul 19 HF
activity.

Torbay ARS. G3NJA, G8HJA. Contact: Bob McCreadie G0FGX
Tel. 03646 233. Meetings: ECC Club, Ringslade Rd., Nr.
Highweek. Natter nights most Fridays. 7.30pm

Trowbridge DARC. Contact: Ian Carter G0GRA Tel. 0380
830383. Meetings: Most 4 Weds, 8pm, TA HQ, Bythesea
Road, Trowbridge. **Jul 19 6.30am Picnic White Horse Hill,**
Westbury Aug 2,30 Social Aug 16 TBA.

Yeovil ARC. Contact: David Bailey G1MNM, QTHR. Meetings: The
Recreation Centre, Chilton Grove, Yeovil. 7.30pm, Thursdays.
Jul 13 Two element beams Jul 20 Receiver noise
measurement G8AWB Aug 3 Measurement of RF power
G3GC.

SOUTH EAST ENGLAND

Basingstoke ARC. Contact: D. Deane G3ZOI Tel. 0734 332777
(hm) 0734 787930 (wk). Meetings: Forest Ring Community
Centre, Sycamore Way, Winkelbury, Basingstoke. 7.30pm. 1
Mondays.

Bedford DARC. Contact Ray G0EYM. Tel. 0234 244506. **Special**
Event Stations GB2WW and GB4BOB commemorating World
War 2. Jul 15 Cardington Airfield, 50th Anniv. 157 Squadron
Aug 19 Kimbolton School Remembrance 379 Bomb Gp.
USAAF.

Biggin Hill ARC. Contact: Geoff Milne G3UMI, 142 Hayes Lane,
Hayes, Meetings 3 Tuesdays, Victory Social Club, Kechill
Gardens, Hayes. Jul 18 PCBs Aug 15 Operating evening.

Braintree DARS. Contact: M. Andrews 0376 27431. Meetings:
Braintree Community Association Centre, Victoria St. 7.30pm.
1,3 Mons. Jul 17 Live broadcasting Henry G1GMM Aug 7 TBA
Aug 21 Something by Rob G8ZHF. Club net C6BRH or
G4JXG, 2m 2,4 Mons, 8pm.

Bredhurst RTS. GOBRC, G7BRC. Contact: Kelvin Fay 0634
376991.

Brighton DARS. Contact: Peter Tel. 0273 607737. Meetings: 1,3
Weds, Roast Beef Bar, Brighton Racecourse, Elm Grove, 8pm
Jul 15 Saturday working party at Brighton Racecourse **Jul 16**
Sussex Mobile Rally (Sussex Amateur Radio and Computer
Fair, Brighton Racecourse. Jul 19 Debriefing and ragchew.

Burnham Beeches RC. Contact: G6EIL Tel. 0628 25720. **July 23**
6th McMichael Rally with Maidenhead DARC at Haymill
Centre, Burnham (Slough). CAMRA bar, food, parking, radio
controlled cards, ATV group, packet and HF stations, £1, car
boot area £5, from 10.30 (10.15 disabled). Contact Bob Hearn
GOBTY Tel. 0494 29868.

Cambridge DARC. Contact: D. Wilcox Tel. 0954 50597.

Chesham DARS. Contact: L. Cabban Tel. 09278 3911. Meetings: Stable Loft, Bury Farm, Pednor Rd., Chesham. 8pm Weds.

Cheshunt DARC. Contact: Roger Frisby G4OAA Tel. 0992 464795. Meetings: Thursdays, 8pm, Church Room, Church Lane, Wormley, Herts.

Chichester DARC. Contact: H. Kaminski G1NBX Chichester 781785. Meetings: St. Pancras Hall, St Pancras, Chichester. 7.30. Club net G8WSX S11 Mondays 7.15pm. 1,3 Tues. Jul 16

Sussex Amateur Radio and Computer Fair, Brighton Racecourse Jul 18, Aug 7,15 Chat nights. Also Raynet inf.

Clifton ARS. Contact: Martin Brown GODGC Tel. 01 691 2341.

Coulsdon ATS. Contact: Alan Tel. 01 684 0610

Crawley ARC. Contact: Jack Tel. 0293 28612.

Dover: South East Kent YMCA ARC. Contact: Des Edwards 0304 203073. Meetings: Dover YMCA, Godwynehurst, Leyburne Rd., Dover, Kent CT16 1SN. Weds. Jul 19 Morse tests Nov 15 Morse tests.

Dunstable Downs RC. Contact: Tony Kelsey-Stead 0582 508259. Meetings: Room 3, Chews House, 77 High St. South, Dunstable, Beds. Fridays. Aug 20 DF/Treasure hunt. Sep 10

6th National Amateur Radio Car Boot Sale, Shuttleworth Collection, Old Warden Aerodrome, Nr. Biggleswade, Beds. 10am. Fly in — permission from Northill 288.

Eastbourne EARC. Contact: G1BRC 0323 29913.

East Kent ARS. Contact: Stuart 0227 68913.

Edgware DRS. Contact: Ian Cope G4IUZ, Hatfield 65707. Meetings: Watling Community Centre, 145 Orange Hill Rd., Burnt Oak, Edgware. 2,4 Thurs.

Farnborough DRS. Contact: Tim Fitzgerald G4UQE 0276 29231. Meetings: 2,4 Weds, Railway Enthusiasts Club, off Hawley Lane (M3 bridge), Farnborough, Hants. Jul 12 Quiz Jul 26 VHF FD summary Aug 9 Linear Amps by G3HEJ Aug 23 Data converters G4CLF.

Felixtowe DARS. Contact: G4YQC Tel. 0473 642595.

Grafton RS. Contact: Rod Harrigan G0JUJ Tel. 01 368 8154. Meetings: Holy Trinity Church Hall, Stapleton Hall Rd., London N4. 2,4 Fridays.

Hastings ERC. Contact: Dave Shirley Tel. 0424 420608.

Hilderstone RS. Mobile Rally and Convention, Hilderstone College, St. Peters Road, Broadstairs, Kent July 30. Trade, bring and buy, lectures, raffle, 10am on. Contact: Alan 0843 593072 or Ron 0304 812723.

Horsham ARC. Contact: P. Godbold Tel. Steyning 814516. Meetings: Guide Hall, Denne Rd., Horsham, Sussex. 8pm. 1 Thurs.

Huntingdonshire ARC. Contact: G8LRS Tel. 0480 56772. Packet GB7HXA. Meetings: 1,3 Thursdays The Medway Centre, Coneygare Road, Huntingdon, Cambs 7.30am. **Aug 28 "Junk 88" sale and auction 10.30-5.00. Talk-in and refreshment.**

Itchen Valley RC. Contact: G1IPQ Tel. Southampton 736784.

Loughton DARS. Contact: J D Ray G8DZH Tel. 01 508 3434 (ev); 01-5083434 Micronet 800 mailbox, TeleGold 74:MIK1824; packet G8ZDH at GB7ESX. Meetings; Loughton Hall, Rectory Lane, Room 20, 7.45pm. Fridays.

Maidstone YMCA ARS. Contact: G0BUW Tel. 0622 20544. Meetings: YMCA Sports Centre, Melrose Close, Maidstone Kent. Fridays 8pm Jul, Aug On air and tuition.

Mid Sussex ARS. Contact: G0GMC Tel. 07918 2937.

Milton Keynes DARS. Contact: Mike G0ERE Tel. 0234 750629.

Norfolk ARC. Contact: Craig Joly G0BGD 0603 485784 QTHR. Meetings: Norfolk Dumping, the Livestock Market, Hall Road, Harford, Norwich. Weds 7.30. Jul 19 Inter-club quiz with Gt. Yarmouth and Lowestoft Aug 2 Town and C show briefing Aug 6 Woburn rally Aug 16 International Rescue Corps Guy McCurley Aug 23 Mosely Antennas Owen Chilvers G3JOC Aug 30 North sea problems Pat Gowen G3IOR.

Northampton RC. Contact: D. J. Linnell G7CMA 19 Beech Av., Northampton. Meetings: Location? Thurs Jul 13 On air Aug 10 Video — VHF Then and Now Jack Hum Aug 25 Image Processing Bernie G8ZGW Sep 21 Ham Radio in S. Africa G4IRD.

Reading DARC. Contact: M G Anthony G4THN, 9 Paice Green, Wokingham. Berks RG11 1YN.

Peterborough RES. Contact: Peter G4PNW QTHR.

Reading ARC. Contact: Mike G4THN. Tel. 7434 774042. 2,4 Thurs, Caversham Conservative Club, Caversham, Reading Berks.

St. Albans Verulam ARC. Contact: George Christofi G0JKZ 01 427 4800 Meetings; RAF Association HQ, New Kent Rd., off Marlborough Rd., St. Albans. 7.30pm. 2,4 Tues. Jul 11 informal Jul 25 Hands on EMC C L Turner G3VTT.

Sevenoaks DARS. Contact: Barry Leggett Tel. 0732 741222 ext. 245 office hours. Meetings Emergency Control Centre, Sevenoaks District Council Office. 8pm 3 Mons.

Shefford DARS. Contact: Tom Stellar G6RCT Tel. 0707 372211. Meetings: Church Hall, Ampthill Rd., Shefford, Beds. 8pm

Southend DRS. Contact: S. Blinkhorn G1XGP, 102 Lord Roberts Ave., Leigh-on-Sea, Essex SS9 1NE. **934MHz Club (Essex) Annual Mobile Rally Jul 23 10-5, Thorndon park, Brentwood (jnt. A128/A127). Mobile on-air quiz, boot sale. Southend DARC on HF, 2m. Site open from 2pm Saturday, overnight fee £2. Pub. Contact: the Sec, 934 Club, 0702 712595, 0702 420918.**

Southgate ARC. Contact: Brian Shelton Tel. 01 360 2453. Meetings: Holy Trinity Church Hall, Winchmore Hill, London N21. 7.45pm. 2,4 Thurs.

South Kent (YMCA) ARC. Contact: Des Edwards Tel. 0304 203073. Meetings: Dover YMCA, Godwynehurst, Leyburne Rd., Dover. Tues. Jul 19 Morse tests.

Stevenage DARS. Contact: G6EDA Tel. 0438 724991 Meetings: 1,3 Tues Sitec Ltd., Ridgemoor Park, Telford Av., Stevenage 8pm (7.30 for tuition).

Sutton & Cheam RS. Contact: John Puttock G0BWV 01 644 9945 Meetings: 3 Fris, natter 1 Mons 7.30 Downs Lawn Tennis Club, Holland Av., Cheam Jul 21 Pye Westminster conversion, troubleshooting Aug 18 3 mini lectures.

Welwyn Hatfield ARC. Contact: Roger Curtis G0CYC 0707 324958. Meetings: Lemsford Village Hall, Brocket Rd., Welwyn Garden City, 1,3 Mons, 8pm. 9th WGC Scout HQ, Kingtysfield, WGC. Regular nets. Jul 17 Fox hunt Aug 7,21 TBA.

West Kent ARS. Contact: B. Guinnessy 0892 32877.

West Sussex ARS. Contact: M. Mundy, 142 Junction Road, Burgess Hill.

Wimbledon DARS. Contact: Nick Lawlor G6AJY Tel. 01 330 2703. Meetings: 2,4 Fridays, St. Andrews Church Hall, Herbert Rd., Wimbledon London SW19. 7.30pm. Jul 28 Camp planning Jul 29 to Aug 6 Annual camp, Chessington Aug 11 Data transmission and amateur radio Ted Batts G8LWY.

IRELAND

Armagh DARC. Contact: J. Murphy Tel: 0861 522153.

Donegal ARC. Contact: E13BOB Tel. 074 57155.

Mid Ulster ARC. Contact: Jim Lappin Tel. 0762 851179. Meetings: 2 Sundays (not July and Aug) 3pm Guide Hall, Gilford, Co. Down.

NATIONAL AND INTERNATIONAL

AMRAC. Contact: Phil G6DLJ Tel. 0703 847754.

British Amateur Television Club. Contact: G8CJS or G8FOZP QTHR.

British Amateur Radio Teledata Group. Contact: Pat Beedie GW6MOJ Tel. 0558 B22286. Ffynnonias, Salem, Llandeilo, Dyfed SA19 7NP. SAE for information. GB2ATG amateur radio news service transmits on 1 and 3 Sundays, on 3.590MHz, 14.090MHz and 144.600MHz. Operated by volunteers, GB2ATG welcomes amateur radio news for possible transmission, especially concerning radio data activity (RTTY, Amtor, packet, fax, etc.). **Aug 27 Sandown park Racecourse Rally, Esher Hall, Esher, Surrey 10.30 £1 adults, 50p OAPs, children. "The data comms rally but stands to interest all amateurs" Trade, car boot. Parking or rail to Esher 15 mins from station.**

International Short Wave League. Contact: Y. Blain, 167 Wombridge Road, Trench, Salford, Shropshire TF2 6QA. Journal: Monitor.

UK FM Group, Northern. Contact: L. Laughton, Claremont, Main St., East Ardsley.

Free Readers Ads!

Please remember to put your phone number or address in the box if you want it in the ad.

Free Ads are for private wants and sales only. If you are a trader, please talk to our classified Ad department.

FOR SALE

YAESU FT101Z transceiver with fan. Excellent condition. £425, ono. **FTV901R** transceiver with 2mtr's and 70cms modules. £250, ono. Both for £600. J. Chlmney, 31 Kingsway, Kingsthorpe, Northampton NN2 8HD.

FOR SALE Racal Dana 9837 frequency counter/timer. £80. Ian Poole G3YWX. QTHR Tel: 0784 450947.

FOR SALE or swap 1 Daiwa 2m receiver 144-146MHz, plus 2 Pye Westminster AM Rigs can be converted to 10m-70m. £120 ono. The three or will swap for scanner, or any GCR. Contact Mr. David Brookes, 219 Wood Lane, Bartington, Manchester M31 4HY. No Phone.

FOR SALE FT690R NiCads charger. £225. Free 6m linear! Datong ASP speech processor as new. £70. Kantronics KPC4 dual port TNC Nefax PBBs fitted, leads, as new. £175. 2mil spec 4CX250B base's and chimneys. £50 each. Simon 0389 61250.

TRIO Kenwood TW4000A 2m-70cm dual band mobile transceiver. Original box and accessories. Very good condition. 25 watts output, very sensitive. Inc duplexer. £350. Full service manual available. Phone Kidderminster 0562 755501 after 6pm. G6BDY. QTHR.

FRG-7 little used in original box. £120. Eddystone 770R very good condition. £100. Marconi oscilloscope TF2200, single dual trace and TV differential plug-in units. New but needs attention. Complete with manuals £50.

TEXAS T199/4A with expansion unit, comprising fan-cooled PSU. RS232 card, 4 ports, memory 32K. Disk card and 40-track disk drive + cartridges. Extended basic, disk manager, mini-memory. Offers all or part. Tel: 0223 68171 G4NUA. 'Ted'.

FM 2m mobile NDI, HC1400, 5 or 25 watts. Full duplex and rpt shifts. The RF attenuator is superb for fox hunts. WHY, swap or cash. PSL Nott'm 0602 277941.

TELECOPIER 400 Rank Xerox machine for FAX includes paper worth over £60. will be given to

first cash buyer at £50. No offers. Phone 0708 (Romford) 769724 evenings only. Brian G6EBO.

KENWOOD TH215E 2 metre FM 5 watt hand held transceiver with SC12 softcase, empty battery pack BT5, power lead PG2V. Headset and book mic. Only 8 months old and in mint condition at £220. Spectrum 2 metre linear 3/30 watts at £35. The lot for £245. Tel: Alan 0278 456292.

SOLARTRON signal generator. Eight valves, four gang capacitor, etc. 50KHz to 50MHz. £30. Variable PSU 0-50V. 2amp. £30. Cheap valves EL34. KT66. 12E1 etc. Wanted: Mechanical filter. Swap or buy. Phone Del. 01 657 0716. (Croydon).

TRIO 2000 receiver 100KH-30MH, with VC10 VHF converter 118-174MH. In maker's carton and manual. £425. 01-556 5131.

SPECTRUM 128 with monitor cassette recorder, centronics printer, Kemston interface, various items of software, inc many business items. Complete package inc RTTY £200. Tel: 0684 292213 after 8pm.

FOR SALE Collins 51J4 general coverage, similar to 75AY, with 3 mech filters. Installed. B-YO RCVR. Ragnar Otterstad, Vejdammen 5 DK-2840 HOLTE DENMARK.

ICOM 3210E mobile dual bander 2M/70cm. As new. 9 months ARE warranty remaining. Bargain at £400 cash. Including dual band mobile ariel. Tel: Kevin 01 491 0040 (Weekday) or 0532 646342. (Weekend).

AUDIO frequency generator, 10HZ to 100KHz variable. Offers also power supply OV To 30V OA to 60A, offers. Phone Mark 0296 88064.

KENWOOD TS680S HF 100W + 10W on 6m. Brand new, boxed, unused. £895. Kenwood TS 670S, previous model to 680 40, 50, 10, 6M Tx general coverage. Rx all modes fitted AM filter. 1st class condition. Box/manual, etc. £625. Bob G82G1 (0277) 354378 Essex. AOR AR2001 or AR2002 wanted. Will collect. Tel: 0235 33030.

HRO receiver with 8 coil packs. £80. Solartron CT436 dual trace oscilloscope. £50, or exchange both for 2mtr handheld. Prefer buyer collects. Phone (0293) 786299 after 6pm.

EXCHANGE FT102, Racal RA17, part built 400W MG linear, for Drake TR7 + PSU or Trio TS830S. WHY. G4NLA 0602 307841.

SONY ICF2001 synthesized HF receiver. Digital readout. Bellcom 144MHz linear, two SSB. Both

good working order. £125, or swap 25mm SLR automatic 061-793-1292.

YAESU FT101B for sale. 11m 45m fitted mike, manual, spare set of valves. All in original box. £295 ono. Phone: 0259 31028. Ask for Colin.

WILL exchange Admiralty handbooks, volumes 1+2 in good condition for a set of high resistance headphones in good condition. Phone 0204 75345. G4KPB.

SILENT key sale. Icom 745, KW2000B FT201 FT290R IC2E, FT227R CAPCO SPC300 pro2004 scanner. HRO with coils, Codar ATS T28, HQ1 mini beam and other antennas, also many miscellaneous items. Tel: 0249 653740 daytime only and not Sundays.

ICOM IC2025 £120. ovno. Bnos LPM-144-3-100. £110. Mutek 6 metre transverter, 10 metre IF -150. I've gone HF so other VHF items for sale. Chris GOJEK, QTHR as G6LRY please SAE for details 023-57 2205.

ICOM IC751 general coverage Tx/Rx with additional FL33 AM filter. Mint £925. Ranger 4800 28MHz FM TVR needs some attention with handmic. £25. Pentax ME with F17 50mm lens. £95. Hanimex HMG 80-200mm lens. F45 £25. Carriage extra. Tel: 0704-840328.

KENWOOD bargain TR751E 25watt M/mode voice synth and DCL modem fitted complete with mobile bracket boxed as new with 12 element 2mtr YAGI ZL special. Going HF. £500. Phone John, evenings, 0278 455896 B/Watef Somerset.

FOR SALE Icom IC505 CW SSB transceiver. £295. Tony 01-856 4123.

TRIO TS520 transceiver FM fitted, Trio TS502 transverter for 2mtrs AT200 ATU. All matching units, good condition. £500 ono. GIRFT, QTHR 0582-37692.

TR7010 2M SSB transceiver with remote VFD. £95. Home brew transceiver covering 160-80-40, quality 8-pole filter, LCD readout, MD108 mixer, 1 watt out, in working order £65. JR59DS receiver in good order. £48. Rollercoaster in good condition. £8. Jim 0202 518828.

FOR SALE one Philips World receiver D2935. Has nine memories, very good condition. £150. And also one Kenwood R1000 receiver. £200.

Wood. Phone Clochan 378.

TRISTRAR 747 Multimode CB converted to 28,00 to 29.70 in

240 overlapping channels. L/USB AM/FM £125 ono. Also Datong D70 morse tutor. £35. GOLDM Gosport (Hants) 0705 528162.

SOMMERKAMP TS802 2mtr FM portable transceiver. £85. Realistic DX-400. Synthesized multi-mode communications receiver. 150KHz to 30MHz and 87.4MHz to 108MHz. £85. Daitron VHF 10 channel auto scanning receiver. £45. Brazennose multi-meter in excellent condition. £40. G0FAJ Weymouth (0305) 789022, QTHR.

LARGE 12V 15A PSU £25 Radofin teletex adaptor for Rx oracle Ceefax. £60. SX200 scanner. £150 min CTCSS boards. £15 each. Plessey card nab jingle machine. £150. Wanted: FM208 TCVR. Dave G4FKI, QTHR 0525 714591.

YAESU FT290R complete with NiCads, case, charger. Exc condition. Boxed. £230. MMT28/144 10m transverter for 2M rig. Ideal mobile with FT290R or similar complete with atten. Instr circuit. Good condition. £70. Phone G01VA, Stockport 061 456 8499.

RADIO backs C11, 13, 42, each £10 + pep. Aerial 16FT, boxed each. £10 + pep. Bob S7 Agstell 61842.

COMTRON CB's. One 27/81 40 channel, one 80 channel AM/FM. Suitable for conversion and mobile aerial + SWR meter. Offers around £65. Will sell individually or WHY. Please phone Trevor (0626) 775293. Buyer must collect.

PSU Yaesu PF757GX 20 amp 12volt. £50. Casio Keyboard, four octave full size CT403. Twelve rhythms, ETC. Built in PSU multi instrumental, would swap for piano accordion or sell. £150. Worthington Abersoch. 2675.

NEVADA TC50DX 6 metre 15W linear amplifier. Very good condition. £20. 2el 6 metre beam £10 phone Terry 0924 828955 evenings.

FOR SALE Jaybeam 10xy and SMC polarphaser £50. Tokyo Hi-power 2M power amplifier HL37V 2½w in 25w out. £50. Kenpro KR400 rotator. £80. RN electronics 144/50MHz transverter 25W pep. £125. Maplin notch filter. £10. Ring Anne GOLFZ 0905 773822 (Droitwich).

TRIO TS711A/E 144MHz all mode transceiver, never used. Still in box. Tel: Great Yarmouth 0493 700700 after 4pm. £650.

PSUs 40amps 13.8V made by Gould. £49. Midland 4001 10FM perfect. £35. TV sound monitor by Motion Electronics. Covers VHF,

UHF bands 1-5 AM, FM. Six presets in teak box. Perfect £25. All prices include delivery. 0245 324555.

HF Transceiver, Sommerkamp FT250 PSU and manual new PA valves. £220. Spectrum communications transverter 2mtr to 6mtr with 15 watt linear and 4 ele Jaybeam. £130. Phone New Leake 414 GOLAG.

MAJOR M588 fully modified CB suitable for 10M conversion £150. Mark (0296) 88064.

HI-MOUND MK-704 twin paddle key new unused £12. G2AAS, QTHR or phone (06582) 2535.

JAYBEAM TB3 six months use. Excellent condition. Elements pre-assembled for easy building. Will fit estate or go on roof rack. Buyer will have to collect or arrange transport. Bargain at £200 ovno. EMOECU 0563 35738 after 5pm.

YAESU FRG-7700 all mode receiver. General coverage with FRV-7700 VHF converter. Also Daiwa CL22 ATU all boxed as new. Contact Mike on York (0904) 411391. A bargain at £350.

ICOM IC735 all mode transceiver 100W with general coverage. ICHM12 microphone. Equipment six months old in as new condition.

Purchaser to air test. Collect £700 at Gregg 2 Park Road, Granborough, Bucks. MK18 3NS (8 miles north of Aylesbury, Bucks). TRIO R2000 C/W 2mtr VC10 converter manual. Original packing. One owner. Mint condition. £450. Cardiff 0222 709456.

FDK750XX 2mtr multimode inc workshop manual for spares or repair. £80. M/Modules 100W 2mtr linear 10w Input. £100. Stornophone 500, 3 channel handheld helical. Leather case ok, 4mtrs. £15. Howes 20mtr Rx. £12. Nombrex sig gen. £10. Tel: 091 3701429.

SUPERSTAR 360FM for sale. CW, USB, LSB, AM/FM + KC shift. Cover 26.065 to 28.755. Very easily converted to 10m. £120. Please ring (09867) 5418. Ken. 10 METRE FM Maxicom super E converted by Spectrum with Mike 13.4volt 3amp power supply for same antenna. Matcher worked many European countries. £40. Lot collected or WHY. Reading 588503.

ATLAS 210X 100w HF mobile 80m-10m. £260. Excellent condition microphone handbook. Hants 0705 371183.

FOR SALE Icom 2025 transceiver 2metre band SSB/CW mint condition. £70. Superstar 360FM multimode transceiver. Ideal for conversion to 10metre band. £80. Broadband HF linear amplifier model SL250DX, 100W AM/FM 200w SSB. £60. Telephone 0506 33624. GMOLEW Duncan, after 6pm.

HAND-HELD Kenwood TH205e in original packing. C/W speaker microphone, softcase, filtered cigarette lighter power cord, mobile bracket, belt clip, all in very good condition. £180. Tel: Andy 0942 891140.

FOR SALE ITT creed teleprinter 444 + RTTY terminal decoder (ST5) for Ham + Press + 19"VDU. All in perfect working order. Buyer collects. Cash sale. £250. Tel: Ellesmere (Shropshire) 069 171 2368.

FOR SALE Trio TS530SP HF transceiver 160-10M as new. £595. Can deliver within 100 miles of Newcastle. Tel: 091 4770392 eve, or 4782965 Day. Ian GOCLL.

EXCHANGE 100mtr FM rig, SMC Oscar 10, 5 watts, Rptr shift for GC Rx or amateur bands only. Rx anything considered. Frank GM01YN Tel: 041954 0843.

YAESU FT102 TRCVR all options fitted with FC102 ATU MH10EB mike coiled lead, additional speaker, mint and operating conditions. No mods, as original. £785 ono. Buyer inspects and collects. G3HID 0278 782511. QTHR. Burnham-on-Sea, Sommerset 7AB 2AS.

STRONGARM 110v winch model SA5000, never used. £250. Yaesu transverter FTV 107 with 2 metre module. £150. Phone Alan G1NRM day. 01 534 4841 or evening 01 959 3380.

STANDARD C58 2metre multimode mobile/portable transceiver, NiCads and mobile bracket, exchange scanner AR2002/1, Pro 2004, WHY or offers. Pye UHF handhelds, PF85 3 channel, 2 watts as new. £150. PF5014 5 watt. £60. PF8. £10PF2, new case on mike. £20. Watford 224752.

TRIO TS780 2m/70cm multimode transceiver + matching speaker + handbook & workshop manual. £750. Trio TS180 HF bands transceiver, new bands fitted. £525. Inc Handbook. Olympus VX301 colour video camera + built-in character generator and auto focus, power zoom. £250. Inc Handbook. Open to offers within reason. 0773 604429. After 5pm.

YAESU FT102 AF/FM fitted repeater T/burst, FV707DM digital VFO U/D scan. 12 memories, FTV107R TVTRC/W 2m. Module, SP102 speaker K/wood MC35s F/mike. All manuals. Will not split. £895. Newton 12A PSU VHF supp. £60 ono. Brian G1UWV QTHR 0425 615860.

T1154 Tx complete VGC front panel signed by W/op may 1945. £150. Also T1154 mostly complete part rewired. £40. R1155E Rx, VGC complete and working £80. Vintage radio, 1936 'Midwest Glendale' offers over £100. Tel: 0474 534201 eves. (Kent).

TRISTAR 747 CB convertible to 10m 160 channels. £70 ono. Mark (0296) 88064. 18 Kingsland Rd. Aylesbury. HP21 95Y.

GOBRA MkII suitable to convert 10MHz. £135. K40mic. D100 converter for sperodic 'E' offers Yaesu 9600FRG, with converter MarkII. £475. 2 months old, Skipmaster 13.5V, 160watts. £35. 02383 221870.

FOR SALE Yaesu FT757GX, mic + manual as new. 0704 880345.

FOR SALE FDK ATC 720 sky voice professional air band monitor. 118-136MHz AM, 720 channels, complete with charger, slightly scratched for £80 ono. Phone 01 692 0944.

PYE F9AM base station with PC1 remote controller, £85; Westminster W15 mobiles, £28; PF2AMB, handheld with charger, £65; all crystallised for hi-band, also some Westminster, Cambridge spares, including PCBs, valves, etc; zoom lens for video camera, £25. Yeovil 25225.

934 Delta 1 mobile rig and mobile ant. £250 ono. or WHY.

YAESU FRG-9600. 60-950MHz boxed, with Discone. -375. Yaesu FRG-7700. V.G.C. with ATU and M/modules 2m/receive converter. £245. (0444) 417509. After 4pm. Both ono.

FT 102 HF transceiver, perfect worker, can demonstrate £600 ono. FDK multi 700E 2 metre mobile with ariel. £115. Ken pro KR600. Rotator never been used. With control unit, boxed. £180. Tel: Mr Chesters, G4NXW 0335 70555 near Derby, or car phone 0860 541873.

OLD BOOKS for sale SAE list. wanted Codar 250/S AC/PU as used with AT5 TX. Write price, condition to Marris, 35 Kingswood House, Franham Road, Slough, Berks SL2 1DA.

FOR SALE Philips 02935 electronic digital world receiver. Boxed as new. Continuous coverage, direct entry, tuning memories, variable - pitch BFO. For CW SSB reception. £100. Phone Les, Cwmbran, Gwent 06333 60935.

BBC-B parts, 32K shadow ram, twin 80/40 drives, co-pro adaptor, fitted 512K, ram, green monitor (12v), ST5C and CP1 terminal units. G3LIV controller, G4ENA 16om TCVR, needs Debugging. Twin meter SWR/power, offers 0932 244069.

FOR SALE 2mtr linear MML 144/100s £95 ono. MET 144-6x cross yagi. £25. Heathkit SB610. Monitor Scope. £50. Homebrew PSU 1-15v. 500MA. £10. 100M 1050 converted 29.6MHz. £30. Zetagi B35 29.6MHz. £20. Phone Martin 0752 707550 (Plymouth). **TRIO** 2000 receiver with VC10 VHF converter box and manual £425. 01 556 5131.

ARRI books, Antenna Handbook, 1980, £4; Antenna Anthology, 1978, £3; Hints and Kinks, 1978, £2; Single Sideband, 1970, £4; RSGB Test Equipment for the Radio Amateur, 1981, £5, all P&P. Wanted, up to for unused OC170 transistors. 0491 576852.

LEEVEERS-RICH professional ¼ in reel to reel tape deck, model EM242P, 30/60ips max spool size, 11½ in cine or nab, interchangeable head block, three motors, this is a studio mastering machine and needs record and power amps to complete, offers, WHY? 0425 622306.

PYE Vanguard AM25T VHF radio telephone for spares with Pye mic and photocopy manual, £10; Heathkit AG-9U valve audio signal generator, £10; Microfitch reader datamat 80, £10. Phone (0425) 622306 (New Milton, Hants).

YAESU FT227R Memoriser 2M FM, c/w mobile mount/bracket, power lead, mic, ¾ magmount, boxed with manual, £150. Phone 0748 3488.

TRIO Kenwood automatic antenna tuner, AT-250, £230; 4 off Mullard EL37 valves, £3 each; prism modem 2000, £35; SEM Tranzmatch with Ezitune, £70; Hansen FS301 SWR and power meter, £35. Cardigan 0239 613927 (after 6.30 pm).

ALUMINIUM tubes, 2in dia, total 80ft, offers. Wanted for Rank Xerox telecopier, service manual, crystal 245.76kcs, 2.46megs, any modification information for adaption HF fax met, most welcome. Harvey Jackson. Phone anytime GOGGI QTHR, 0229 89635 (Cumbria).

DECCA radar, portable, microwave power meter, type RL0031 II, believed x-band, also micronmeter, 0-60 micro amps, admiralty pattern W3335 with unipivot movement, similar to Avo 8, R1155 24V dynamotor, PSU type, 35A. All items good condition and any offer considered. Telephone 0380 830654.

LAFAYETTE HA600A comms Rcvr 0.15-30MHz. Band spread on Ham bands can be used on other frequencies un-calibrated. Would exchange for 2mtr handheld or rig. Cash offers considered. Telephone Nottingham (0602) 810808 after 6pm.

COBRA 148GTLDX or Superstar 360FM or President Adams or President Jackson wanted for conversion to give 28 to 30MHz. Also wanted scanners must cover bands 24 to 30MHz with modes AM,FM,SSB good money paid for the above! Phone Southend 339772.

HAM International Concordell multimode transceiver. Crystalled for ten metres, including service manual. £90.00 ono. Tel 0302 875323 (Doncaster) after 6.30pm.

YAESU FT790R 70cm multimode complete with NiCads charger, case. £285. **Yaesu FT709** hand held with charger and case. £165. Both new condition contact John after 6pm on 0695-624211.

ICOM IC735. £650. **FT7579X**. £560. **FC757** Auto tuner. £240. All unmarked, mint. Hardly used will haggle. Howard. **GOHZH0394** 460 474.

YAESU MD1B8 desk base microphone (new). £55. Also **MH1B8** hand microphone (new) £15. Assorted BBC software, eproms, etc. Please enquire. **Meteor (Black Star)** 600MHz frequency counter. £95. Phone Paul **G4XHF** (0293) 515201 (QTHR).

EAGLE Communications receiver. £25. **PCR 3** modified receiver. £20. **Yaesu 101ZD Mk3 FM**. £500. **Yaesu FT707 HF TX/RX**. £350. **Yaesu FTV707** 2mtr transverter. £75. **Tandy TRS80 Printer** £25. Phone Brian 0278 685206 Somerset.

SOMMERKAMP FT250 HF Transceiver new PA valves. £220 ono. 2 to 6 metres transverter 4 ele Jaybeam 15 watt linear. £130 Tel: New Leak 414 **G1LAG** QTHR.

YAESU FT208R hand held 144MHz complete with NC8. Fast charger speaker/mic and leatherette case ideal for second set for packet or portable use. Excellent condition £150 ono. **GM4SUF** QTHR telephone: 086 282 246.

ICOM IC735 all mode HF transceiver 100W. Having supere general coverage receiver. Matching **ICOM HM12** scanning microphone. Equipment four months old. In as new condition. Purchaser to air/test collect. £750. **AT Gregg**, 2 Park Road, Granborough, (8 miles north of Aylesbury) Bucks MK18 3NS.

FOR SALE FRG9600 and **PSU**, £350, or exchange BBC computer. Phone 0602 399556.

YAESU 757GX with auto ATU and heavy duty power supply and mic all matching excellent condition £950. Call Peter 01 807 5539 anytime.

YAESU FR9600 extended coverage scanner with TV unit fitted. Atari ST computer with hires monitor and external disc drive. All items in mint condition. Will exchange any or perhaps all for best TX/RX VHF or HF **G4HME** QTHR or 0933 227505.

SWR & power meter WELZ SP300 1.5-500 MHz 3 sensors power measurements up to 1000 watts brand new still boxed. £60. Tel: 02407 3696 (Bucks)

FT290R NiCads case mobile mount and ariel Jaybeam. 10xY power source linear per-amp £325 ono. Chippenham, Wilts 0249 782829 evenings.

ICR7000 ICOM scanner, infra-red remote 25-2000 MHz

01-658-5098 £750. Evenings only.

FOR SALE Dressler active antenna. £60. **ERA** audio filter. £60. **RA17L** receiver with seven digit LED readout unit only one in the country. £500. Phone 0306 712878 afternoon.

FOR SALE Realistic DX302 receiver as new £150. Phone Neal 0642 678445.

FT-ONE Yaesu, perfect condition. All options fitted, £800. Tel: Bude (0288) 2951 after 6pm.

TRANSVERTER 432-28-5 all mode. £60. **Datong ASP** speech compressor. £40. **Radcom** Bound copies 1975 to 1985. £2 each. **Valves 807** new £2 each. **Mike Yaesu 500 ohm**. £12. Ring 90FJL **Felixtowe** 278010.

SONY 7600D excellent pocket HF receiver. £95. **TMR 7602 RX** £68. Wanted: **Yaesu FT747** or **757GX** similar considered Tel: 0843 294446.

WANTED

WANTED up to £150 for **YAESU FC 902 ATU**. Must be in pristine condition telephone **Sidney GW0EQO** 0407 740521.

WANTED Uniden 2830 Tx/Rs would consider **NATO 2000**, **Concord 3**, **JUMBO 3**. Also **ATU 0-30MHz**. Price particulars 0283 221870.

HF RECEIVER wanted. **Trio R1000**, **R600** or **YAESU FRG7**, **FRG7700**, or anything similar. Cash waiting for right set. Non-working considered. Also 2-metre transceiver wanted. Anything considered! Tel: 0793 485549.

WANTED German WW2 gear - ex-service equipment and literature. For Sale, **WS19 WS58** Canadian **WS38** Collins 51JY, **Siemens GC RCVR 028R0**.

WANTED Circuit diagram or service manual for a **HiFlex** Gould advanced power supply, 750W. Please write to **Mike Smith** 37 Highfield Ave, Meir Stoke on Trent, or phone 0782 310066, day or early evening.

WANTED circuit diagram or/and manual for **Grundig Satellit 1400SL**. Beg or borrow photocopy. Will refund postage, plus expenses. Have for swap **Racal** manuals. **Autostore**, timesearch recorders. **WHT**. **Mike Day**, 39 Valnord Lane, Saint Peter Port, Guernsey, Channel Islands 0481 26168.

WANTED **Racal RA17L**. Steel case. Your price. I pay carriage. **TP McClelland**, 25 Emmett Road, Inchicore, Dublin, Ireland.

WANTED HF **TCVR** working or not. Type or quality not fussy. Only criteria, must be cheap as many kids and little money. Accessories also required. Tel. 061-775 5207, or write **Andy**, 27 Neville Drive, Irlam, Manchester M30 6JD with details. All letters answered.

WANTED **Yaesu FT101ZD** with FM. Must be in mint condition. Please ring (0689) 890227.

WANTED **Pye M212 VHF FM** Olympic. 01 856 4123 evenings.

WANTED for cash. **Sony CRF 330** or **ICF2100D**, **ICF7600D**. Non-workers also considered. Tel: 0462 421427. After 7pm.

WANTED crystals for 16om WARC. Bands for **Drake RYC** receiver. Please contact **Egbert Hertsen**. PO Box 85, Mechelen 2 B-2800, Mechelen, Belgium. Also like to swap software for **C6Y** on Disk.

WANTED construction details and information on the **W15L 4C x 250B** linear amplifier. Anything welcomed. Postage refunded if required. **Dave G1ASR**, no QTHR. QTH - 16 Windermere Road, Edith Weston, Oakham, Leicester, LE15 8JF.

WANTED morse **RTTY ASCII** reader made by **AEA**, marketed by **ICS** under **MBA-RO** code reader blue, display 32 character or similar **MBA-RC**. Reader please contact **G1RHN** - tel: 01 660 1326 - evenings w/e, or 01-629 1201. (ext 236) **Hugh** Weekdays.

WANTED for **Eagle RX-60N** waveband switch. Phone 0789-731516.

WANTED **Kenwod MC-60A** microphone and **AT-230 ATU**. Tel: 024 558 3522.

WANTED **YC221** digital readout for **FT221**. Also weather sat programme and info for **BBC micro**. **93GRX** 16 Monnington Way, Penrith 0768 64890.

WANTED working **PSU** for **FT200** also the mike (600 home) and power cable with plugs. Call **Dave G1NYN** Heckmondwike 405f274 after 2pm.

HELP wanted, infor for converting **Storno** Bootmount mid-band to 70MHz. Also wiring diagram for control unit. My one is wrong! Any info very much appreciated. **Robert**. No.5 George Walk, Tranent, EH33 2EN.

WANTED Dial and drive unit for **HRO**. IF coils 1.6m/c valve type. Tel: 0228 26436.

INFORMATION wanted on audio chip **SN76013**. Please contact **G3HNP** on 0493-76-560 or send info to No. 5 Greencourts, Winterton on Sea. Gt. Yarmouth, Norfolk NR29 4AQ.

WANTED webbing/canvas and key for **WS18**, also **PSU** No. 5 for same and control box/accessories for 46 set. Phone **Tony**, 051-931 1716.

WANTED hand-book for **INOUE Rx IC 700R** or any help. Phone 051 727 7423.

WANTED Beg, borrow or buy original **AP2548** or copy for school project. To revitalise **T1154/R1155 - G41ZM** QTHR.

WANTED **Pye Olympic M202**. Also **M212**. And **SSB 130**. Phone: 01-856 4123.

WANTED manual for **Farfisa** Leader electronic organ. Will buy or borrow. A photostat copy will be acceptable. All expenses paid. Ring **Richard**, 0244 816435.

WANTED **Trio TS-180S** and **Trid TR-7500**. Particulars. To **John J.H. Lepper**. **G3JHL**. 'Turlington' Salisbury Road, Shootash, near Romsey, Hampshire. SO51 6GA. Tel: (0794) 512283.

WANTED **Kenwood R5000** or **JRC NRD525** in mint condition. Cahs or **PX** icom **R71E** with FM. Boxed, perfect. 01 556 5131.

WANTED **Pye Europa** type **MF25FM** with 25KHz channel spacing. Must be in good, clean and complete working condition. Conversion to 2M FM. Details please to **Paul - G7ACU** - by phone only on **Redditch (0527) 68863** after 18.30. Please - no time wasters.

WANTED would fellow amateurs please contact me to confer on suspect faulty solenoids and dry joints in new **Trio** equipment, circa 1984. I am still taking legal advice. This information is essential. 14 Penrhyn Street, Port Talbot. SA13 1LU.

EXCHANGE quality C-scope **VLF/TR 2200** metal detector in excellent condition. Wanted: **934MHz CB** Radio or **Sony ICF 2001D** or **7600D** radio. Please telephone **Bournemouth (0202) 422273** after 6pm.

TOWER and beams for sale. **Westower 2S/FBP** 2 section 45 feet. Wind-up, tilt-over. Full instructions. **DX32** 2el tribander + 6ele. Quad for 2mtr. £600 the lot, ro will split QTHR or ring 061 973 1360.

FT902DM CW filter **FSK**, **AM**, **FM**, **SSB**, memory and split frequency **TCVR**. **WARC** bands, **DC** convertor. £535 ono. Also **FT230R** 2mtr **FM TCVR** 10/25w. £160 ono. Both exc cond. Phone **Coventry (0203) 450476**. **John GOGUL**.

YAESU FRG7 general coverage receiver, good condition. Fitted with switchable mechanical **SSB** and standard filters. £120 ono. **DNT** supertuned by **Radiotechnic**. **M40** FM transceiver converted to cover FM portion of ten metres. Complete as new with box microphone mobile bracket and power supply. £55. **Maidstone** 55232.

EXCHANGE Tx/Rx microwave modules. For **Bearcat BC200 XLT**, or any H/H scanner coverage up to 950MHz. Telephone: 021-743 7519. Between 6pm + 9.30pm.

EXCHANGE Atari 520 **STFM** complete with software, blank disks worth approx £400+. Swap for **CB** multimode transceiver or 500 watt plus linear amp for multimode **CB** operation. Send details to **D. Godden**, 14 Guildhall Estate, Station Road, Selston, Notts NE16 6FF.

ARROW ELECTRONICS LTD — THE BEST DEAL IN AMATEUR RADIO

HEAD OFFICE 5 The Street, Hatfield Peverel

(Nr Chelmsford) Essex
Tel: 0245 381626
0245 381673
0836 739577
FAX: 0245 381436

GLASGOW SHOWROOMS

Unit 17, Six Harmony Row, Govan,
Glasgow G51 3BA Tel: 041 445 3060
8.30-5.30 Mon-Fri, Late nite Thurs 7pm

ALL MAJOR BRANDS AT DISCOUNT PRICES
AVAILABLE NATIONWIDE — CALL ANY NUMBER FOR FAST EFFICIENT SERVICE
(Arrow are AUTHORISED dealers for Kenwood, Icom, Yaesu and all we sell)

NORTH WALES

John Lewis
Tel: Anglesey
0248 714657
Latest Calls 8.30 Please!

LEICESTER

Dave Foster
Tel:
0533 608189

WIGAN

Jim Cook
Tel:
0942 713405
0900-1700

Hours: 9-5 Mon-Sat. Closed Thursday

New "AIRSHOP"

at ARROW, Glasgow and Chelmsford
— Terrific range of Scanners & Airband
Radios with Books, Maps, Models, Civil
Aviation Authority Publications.
Send S.A.E. for new Price List

"COMPUTARIG" SERVICE TAKES OFF!!

We've been inundated with sellers/buyers of USED
equipment taking advantage of our 10% commission
on sale & picking up the bargains
— Why don't you send SAE for lists?
ARROW will also buy your unwanted gear.

ACCESS · VISA · CREDIT SALES (HP) · PROMPT MAIL ORDER



QRP KITS at QRP PRICES!

BUILD THIS 80m QRP TRANSCEIVER

for only £76.25! carr. paid

Or Ready Built, Air Tested — £126.50

- ★ Complete in every detail!
- ★ Includes VFO, AF Filter, Sidetone, RIT etc.
- ★ Fully detailed Instructions — Easy to set up



NEW! TU2 (Mk2) matching HF ATU with sensitive built-in SWR Meter — 1/2 W FSD — only £45 (Kit), £65 Built

For full details of the above and the rest of our range, SAE please, to

LAKE ELECTRONICS, 7 MIDDLETON CLOSE NUTHALL, NOTTINGHAM NG16 1BX

Or ring Alan G4DVW on (0602) 382509 (callers by appointment only)



ALAN KELLY COMMUNICATIONS

MET PRICE LIST

70cms		Gain	Length	PRICE	P/P
432 5B	5 ele	9.2dBd	0.73M	£20.95	B
432 8TB	8 ele	11.0dBd	1.03M	£26.80	B
432 6XB	6 ele cross	10.2dBd	1.07M	£32.20	B
432 19T	19 ele	14.2dBd	2.2M	£44.00	A
432 17X	17 ele cross	13.4dBd	2.2M	£60.80	A
432 17T	17 ele long	15.0dBd	2.9M	£48.45	A
144 5	5 ele	9.2dBd	1.8M	£24.20	A
144 7T	7 ele	10.0dBd	1.6M	£29.85	A
144 8T	8 ele long	11.0dBd	2.4M	£38.65	A
144 14T	14 ele	13.0dBd	4.57M	£57.75	A
144 19T	19 ele	14.2dBd	6.57M	£69.10	A
144 6X	6 ele cross	10.2dBd	2.5M	£49.15	A
144GP	Ground plane			£17.80	B
70 3	3 ele	7.1dBd	1.7M	£37.25	C
70 5	5 ele	9.2dBd	3.45M	£56.65	C
50 1	Dipole			£18.25	B
50 2	2 ele	4.7dBd	1.35M	£34.40	A
50 3	3 ele	7.1dBd	2.39M	£42.95	A
50 5	5 ele	9.2dBd	4.77M	£64.40	A
CK 50	conversion kit 50 2 to 50 3			£12.40	B

POWER SPLITTERS

70 cms	2 way	£25.26	B
	4 way	£29.65	B
2M	2 way	£32.90	B
	4 way	£37.10	B

NON METALLIC MAST

RPM 1.5M 1.5 inch	£19.75	B
RPM 3M 1.5 inch	£39.50	A
RPM 1.5M 2 inch	£22.25	B
RPM 3M 2 inch	£44.50	A

Postage: A: £3.50 B: £1.95 C: £6.50

Management reserves the right to alter prices and specification. Telephone with your Access, Visa, Amex or Diners Card for same day despatch.

ANTENNAS AVAILABLE FROM YOUR LOCAL DEALER. IF YOU HAVE ANY DIFFICULTIES PLEASE CONTACT OUR SALES DEPT.

CREDIT FACILITIES for all licensed UK amateurs
MANUFACTURED BY

ALAN KELLY COMMUNICATIONS
3 STOKE ROAD, ASTON FIELDS, BROMSGROVE, WORCS B60 3EQ
Tel: 0527 79556/71165

Books for radio amateurs

ELLIOTT ELECTRONICS

OSY OLD MAN TO

AERIAL ACCESSORIES AND MASTS

APPOINTED DISTRIBUTOR

JAYBEAM AMATEUR ANTENNAS

RIGS, ANTENNAS, SWR BRIDGES, POWER SUPPLIES, TEST GEAR, COMPONENTS, MORSE KEYS, COAXIAL CABLES, ROTATORS, MICS, PLUGS AND SOCKETS, SWITCHES

Call us on (0533) 553293
OR COME AND LOOK AROUND AT
26/28 Braunstone Gate, Leicester

ADVERTISERS' INDEX

Allweld	41	KW Comms	47
Alan Kelly	55	Lake	55
Argus Books	54	Lowe	IBC, 30
Arrow	55	Mutek	18
Cirkit	41	Navico	29
ERA	19	RAS	55
Elliott	55	Raycom	IFC
Garex	19, 28	RN	40
CGHQ	40	Sharmans	39
C M Howes	40	SMC	OBC
ICOM	10	Tech Soft	47

G6XBH GIRAS G8UUS

R.A.S. (Nottingham)

R.A.S. (Nottingham)

Visit your Local Emporium

Large selection of New/Used Equipment on Show

AGENTS FOR:

F.D.K. • AZDEN • ICOM • YAESU • ALINCO

ACCESSORIES:

Welz Range, Microwave Modules, Adonis Mics, Mutek Pre-Amps
Barenco Mast Supports, DRAE Products, BNOS Linears & PSU's
ERA Microreader & BP 34 Filter, SEM Products

AERIALS, Tonna, New Diamond Range of Mobile Whips, Jaybeam

BRING YOUR S/H EQUIPMENT IN FOR SALE

JUST GIVE US A RING

Radio Amateur Supplies

3 Fardon Green, Wollaton Park, Nottingham NG8 1OU

Off Ring Rd., between A52 (Derby Road) & A609 (Ilkeston Road)

Monday: CLOSED Tuesday-Saturday: 10.00 a.m. to 5.00 p.m.

Tel: 0602 280267


RETAIL NETWORK

ACCESSORIES

WHOLESALE

CB radios, aerials & accessories delivered to your shop. Contact for price list.

Parma House, 433 Wilmslow Road, Manchester M20 9AF. only 3 min. from M56



OPEN EVERY DAY, SUNDAY 10-2.

NATIONWIDE DELIVERY DEALERS contact us today for very fast, Friendly Service, Competitive Prices, Widest Range & Latest CB Products.

Order Line: 0800 262 963
Tel: 061-445-8918 061-434-5701 061-446-2437
Fax: 061-445-0978 Tlx: 666762 PAMACO G

BIRMINGHAM

HEWARD'S HOME STORES LTD.

(Est. 1963)
822/4 Kingstanding Rd., Birmingham B44 9RT.
Tel: 021-354 2083
G4RJM with over 40 years in The Radio Trade
Ham Equipment urgently wanted!
Open: Mon-Sat 9-6

DURHAM

LOWE ELECTRONICS DARLINGTON

Sole U.K. Distributor for KENWOOD
56 North Road, Darlington,
County Durham DL1 2EQ
Tel: 0325 486121

LONDON

LOWE ELECTRONICS LONDON

Sole U.K. Distributor for KENWOOD
223/225 Field End Road,
Eastcote, Middlesex HA5 1QZ
Tel: 01 429 3256

BIRMINGHAM

RAYCOM COMMUNICATION SYSTEMS

International House,
963 Wolverhampton Road, Oldbury,
Warley, West Midlands B69 4RT.
Tel: 021 544 6767
Opening hours 9-5.30pm Late nights Thurs.-Fri.
Send just £1.00 (refundable against purchase)
for latest catalogue + our exclusive products & used list.

HAMPSHIRE

NEVADA

Ham Radio - CB Radio - Scanning Receivers.
Fast Mail Order Service.
Send £2 for our bumper catalogues
(includes £2 voucher)
HOTLINE (0705) 662145
189 London Road, North End, Portsmouth PO2 9AE

LEICESTERSHIRE

ELLIOTT ELECTRONICS

for the Radio Enthusiast
26-28 BRAUNSTONE GATE, LEICESTER.
TEL: 553293
Open: Mon-Sat 9.00am to 5.30pm

BIRMINGHAM

B&C ELECTRONICS

51 SIR HILTONS RD
WEST HEATH, BIRMINGHAM
New and Used
Amateur Radio and Computer Sales
BRUM'S PREMIER JUNK SHOP
Tel: (021) 4752426

KENT

Icom (UK) Ltd.

Unit 8, Sea Street, Herne Bay, Kent CT6 8LD.
Tel: 0227 369464 Telex: 965179 ICOM G.
Fax: 0227 360155
Open: Mon-Sat. 9-5.30pm.
Lunch 1-2

WEST SUSSEX

BREDHURST ELECTRONICS LTD

HIGH ST., HANDCROSS,
WEST SUSSEX.
TEL: (0444) 400786
Situated at the Southern end of M23. Easy access to M25
and South London. Open Mon-Fri 9am-5pm except Wed
9am-12.30pm. Sat 10am-4pm. **YAESU**
MAIL ORDER KENWOOD RETAIL

CHESHIRE

FLIGHTDECK THE AIRBAND SHOP

SPECIALISTS IN SCANNING RECEIVERS
Main Agents for Signal, A-O-R, Uniden-Bearcat,
Revco, Sony, Win. 50p for Illustrated Catalogue
From Dept HRT, 58-62 LOWER HILLGATE,
STOCKPORT, CHES. SK1 3AN Closed Thurs
Tel: 061-480-8080. Fax: 061-480-3797.

LANCASHIRE

AMATEUR ELECTRONICS/HOLDINGS G3LLL

YAESU JAYBEAM ORAE, DATONG, BLACK STAR COUNTERS,
ETC. FT 101 EXPERTS
6JS6C 6KD6 12BY7A Original type approved
valves & our own Double Balanced Mixer and
new band WARC Kits for original FT 101 MK1-E,
S A E. List. Full Yaesu range 15 mins Junction
31 M6. Free parking Call and consult G3LLL
without obligation. Holidays? Phone, check
we are open before calling
45 JOHNSTON STREET, BLACKBURN BB2 1EF.
(0254) 59595. CLOSED THURSDAY.

SURREY

GUILDFORD COMMUNICATIONS

34 Aldershot Rd., Guildford
Open Mon-Fri 8am-6.30pm
Sat 8am-5.30pm
Secondhand wanted
0483 505756

DEVON

AGRIMOTORS

Merton CB & Radio Centre
Merton Garage & Post Office, Merton,
Nr. Oakhampton EX20 3DZ. Tel: (08053) 200
Open 6 days 9-6. Lunch 1-2.15. Closed Thurs. 1pm.
(Sundays by appointment)
Specialists in 934MHz
Supplies of all 27MHz and 934MHz equipment
Amateur Radio Stocked.

LANCASHIRE

G4 DXX VIDEO ELECTRONICS

For ICOM, DRAY, WELLS, DAIWA
DATONG, Logbooks, Rotators,
Cable etc.
Open 9-5pm. Closed Wednesdays.
141 LANCASTER ROAD, MORECAMBE,
LANCASHIRE LA4 5QJ
PHONE (0524) 418873

TYNE & WEAR

ALYNTRONICS

For all amateur communications equipment and
accessories authorised dealers for
ICOM and
129 Chillingham Road, Heaton, Newcastle Upon
Tyne, NE6 5XL. Tel: 091 276 1002.
Open 10am-6pm Tues-Fri. 10am-5pm Sat.
Access & Visa accepted

HAM RADIO TODAY

CLASSIFIED

Lineage: 50p per word + VAT (minimum 15 words) Semi Display: (minimum 2cms) £9.00 + VAT per single column centimetre. Ring for information on series bookings/discounts. All advertisements in this section must be prepaid. Advertisements are accepted subject to the terms and conditions printed on the advertisement rate card (available on request).



0442 66650

Send your requirements to:
Ham Radio Today,
Classified Department,
Argus House, Boundary Way,
Hemel Hempstead HP2 7ST

ACCESSORIES



WHOLESALE DISTRIBUTORS OF CB

Giant range of CBs and accessories, contact us today for very fast, friendly service, competitive prices, widest range and latest CB products.

Tel: 061-445-8918 061-434-5701 061-446-2437
Fax: 061-445-0978 Tlx: 666762 PAMACO G

WE DELIVER NATIONWIDE - OPEN EVERY DAY, SUNDAY 10-2
Pama House, 433 Wilmslow Road, Manchester M20 9AF

Order Line:
0800 262 963

FOR SALE



TAR

Aerials & Lashing Equipment

TAR
FOR FREE COPY
JUST SEND SAE 9/24/87

TAR COMMUNICATIONS
King William Street, Stourbridge,
W. Midlands DY8 4EY
☎ 0384 390944

MISCELLANEOUS

Heathkit U.K. spares and service centre. Cedar Electronics (HR), Unit 12, Station Drive, Bredon, Tewkesbury, Glos. Tel: 0684 73127.

SERVICE MANUALS

C.B. CIRCUITS MANUAL

Giant Collection of C.B. Circuits covers over 100 makes/models. Only £5.50 post free.

Plus FREE catalogue Unique Repair and Data Guides. Most Service Manuals supplied.

MAURITRON (HRT),
8 Cherry Tree Road, Chinnor,
Oxon OX9 4QY.
Tel: (0844) 51694

EDUCATIONAL COURSES

Educational Courses London Electronics College

BTEC national and higher (ONC/HNC)
Courses Commence 18th Sept 1989
E.T. Grants Support available. LEC Pennywern Rd,
London SW5 9SU. Tel: 01-3738721

TO ADVERTISE
Call

0442 66650

WIRE

THE SCIENTIFIC WIRE COMPANY

811 Forest Road, London E17
Telephone 01-531 1568 Fax 01-531 6166

ENAMELLED COPPER WIRE				
SWG	1lb	8oz	4oz	2oz
8 to 34	3.63	2.09	1.10	0.88
35 to 39	3.82	2.31	1.27	0.93
40 to 43	6.00	3.20	2.25	1.61
44 to 47	8.67	5.80	3.49	2.75
48	15.96	9.58	6.38	3.69

SILVER PLATED COPPER WIRE

14 to 30	9.09	5.20	2.93	1.97
----------	------	------	------	------

TINNED COPPER WIRE

14 to 30	3.97	2.41	1.39	0.94
----------	------	------	------	------

Fluxscore
Please add 15% VAT Orders under £3 add 50p
SAE for list of copper and resistance wire
Dealer enquiries welcome

KITS

KANGA PRODUCTS

KITS FOR THE AMATEUR
BUDDING AMATEUR OR "THE LISTENER"

SUDDEN DC RECEIVER	£17.95
POWER SUPPLY KITS	£14.95
A.F. AMPLIFIER KIT	£12.95
MORSE CODE PRACTICE OSCILLATOR	£18.95
AUDIO KEYS KIT	£10.95
100 WATT DUMMY LOAD	£10.95
CRYSTAL MARKER KIT	£13.95
FREQUENCY COUNTER/DIAL	£21.95
ONER HF TRANSCEIVER	£27.50
TOP BAND FOR THE FT707 & FT77	£29.95
DUAL BAND RECEIVER (20M & 80M)	£36.95

(Some kits are supplied semi-complete)
Please add £1 P&P

Send a large SAE for free catalogue now

Kanga Products, 3 Limes Road,
Folkestone, Kent CT19 4AU
Tel: 0303 276171

COURSE FOR CITY & GUILDS RADIO AMATEURS EXAMINATION

Pass this important examination and obtain your licence, with an RRC Home Study Course
For details of this and other courses (GCSE, Career and professional examinations, etc) write or phone:

THE RAPID RESULTS COLLEGE
Dept JN13, Tullion House, London SW19 4DS
Tel: 01-947 7272 (9am-5pm) or use our 24hr
Recordacall service 01-946 1102 quoting JN13

TEST EQUIPMENT

CAVITY WAVEMETERS AS REVIEW IN FEB H.R.T.

144MHz to 2500 MHz and 430MHz
to 2500 MHz.

10 GHz Wavemeter Kits.

S.A.E. for more information to:

PAUL SERGENT G4 ONF
6 GURNEY CLOSE,
COSTESSEY,
NORWICH NR5 0HB
(0603) 747782
Prestel no: 603747782

AERIALS

ANTI-TVI, Anti-Interference,
Aerials, DIY Parts, Data Sheets 28p
SAE. Aerial Guide £1. - G2DYM,
Uplowman, Devon EX16 7HP. Tel:
(03986) 215.

COMP SOFTWARE

PSION ORGANISER

Comprehensive logging program.
Fast recall plus very flexible morsetutor
5-20wpm, letters, figures, words.

Details: **DICK EDWARDS**
GREAT YARMOUTH (0493) 652418

WANTED

Surplus electronic components
test gear, computers, amateur.
Bought for cash. 0425 274274.

RECEIVERS

VHF ACTION RECEIVERS

Specialist hand-compact VHF monitor
receivers for 10m/10m band detection +
10T1m

Hear Hams, Aircraft, Public Services, Marine,
Local 2-Way, Surveillance and more!
All 53-180MHz signals. Squelch, VFO facility
etc. IC Design, Hi Sensitivity,
Special Price £29.50 inc p&p.

Prompt dispatch from
TAYLOR RADIO 8 EMMERSON ST,
CROOK, CO. DURHAM, UK

ANCHOR SURPLUS LTD THE CATTLEMARKET, NOTTINGHAM 0602 864902

Britain's largest electronic surplus depot! 2 acre site in central Nottingham. Millions of electronic goodies, oscilloscopes, radios, tuners, amplifiers, aerials, components, microwave bits, signal generators, spectrum analysers, tape recorders, videos, cameras, batteries, cables, etc.

IF THE ARMED FORCES USE IT — WE PROBABLY SELL IT

NOTTINGHAM DEPOT

Mon-Fri 9 am - 6 pm Saturday 9 am - 4 pm
Plenty of parking space everyday except Saturdays

HAVE A DAY OUT

Bring the wife and kids, plenty to see.
Browsers and buyers all welcome.

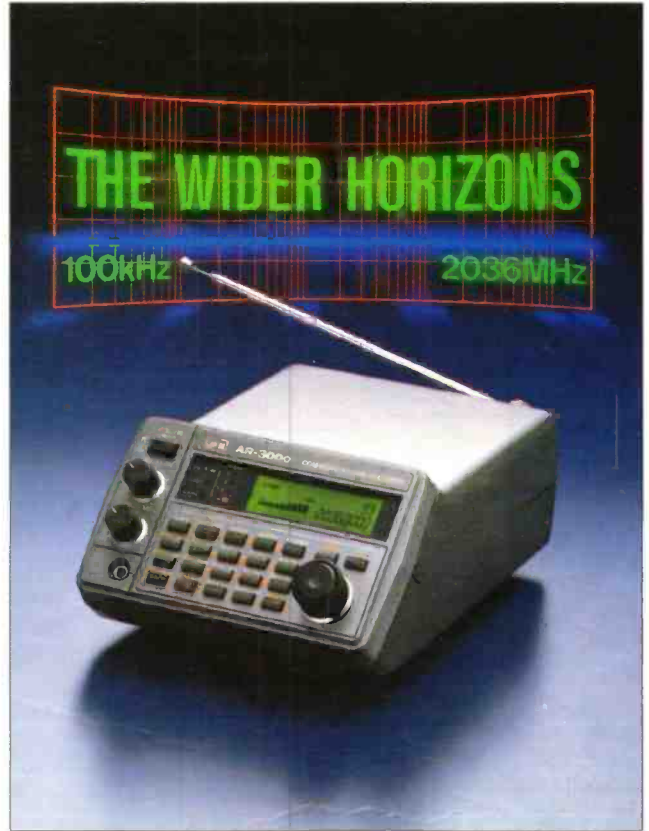
RIPLEY DEPOT

New depot at
PEASEHILL INDUSTRIAL ESTATE, RIPLEY, DERBYSHIRE
Tel: 0773 570537

MEET THE **AOR** FAMILY



THE AR-900 UK



THE AR-3000



THE AR-2002

The AOR company has established itself over the years as the foremost manufacturer of wide range scanning and monitoring receivers. Whatever you want to monitor, AOR make a receiver for you, from the hand held AR-900UK to the ultimate AR-3000.

Shown here are just three members of the family, and brief details of their frequency coverage are as follows:

AR-900UK. 108-136, 137-174, 220-280, 300-380, 406-470, and 830-950MHz. AM and FM can be used on all frequencies, and 100 memories store your favourite channels.

AR-2002. 25-550, and 800-1300MHz, both bands continuous coverage. AM, FM (narrow), and FM (wide). Truly the standard for others to copy and for owners to enjoy.

AR-3000. Continuous all-mode (including SSB) from 100kHz to 2036MHz makes the AR-3000 the most amazing receiver ever to be made. Trouble is, they can't make enough of them to meet the world wide demand, so there is a huge waiting list. Well worth patiently waiting for, the AR-3000 has stunned all other manufacturers by its specification and performance.

AR-800E. No photo for the AR-800E, but the baby of the family, with hand held portability and coverage from 75-105, 118-174, 406-495, and 830-950MHz. AM and FM, and all the usual facilities (and a very attractive price).


For full details of the AOR range, just send £1 to cover postage, and we will shoot back full information of AOR and other products, together with our "Air Band Guide". If you want to see and try an AOR receiver, call at any of our branches around the country, or any of the better dealers in your area.

AR-800E £199 AR-900UK £235 AR-2002 £487 AR-3000 £765

LOWE ELECTRONICS LTD.

Chesterfield Road, Matlock, Derbyshire DE4 5LE Telephone 0629 580800 (4 lines); Fax 0629 580020
Shops in GLASGOW Telephone 041 945 2626, DARLINGTON Telephone 0325 486121, CAMBRIDGE Telephone 0223 311230
BARRY Telephone 0446 721304; LONDON Telephone 01 429 3256; BOURNEMOUTH Telephone 0202 577760

You'll be hard-pressed to beat the performance of Yaesu's new FT-411 handheld.



Let Yaesu's "next generation" handheld lighten your load!

Picking up where our popular FT-209R Series left off, the 2-meter FT-411 will amaze with its astounding array of features!

The brains of a base station. "Sophisticated operation" takes on new meaning in the FT-411. You get 49 memories, plus dual VFOs for quick band-hopping. Keyboard frequency entry. Automatic repeater shift.

Selectable channel steps: 5/10/12.5/20/25 KHz. Programmable band scan with upper/lower limits. Selectable memory scan.

Not bad for a handheld measuring just 55(w) × 32(d) × 139(h) mm (the same size as our FT-23R Series handies).

Friendly operation. For operating convenience, the FT-411's keypad features a "do-re-mi" audible command verification. Both the display and keypad can be backlit (brightly!) for night operation at the push of a button. A rotary channel selector allows fast manual tuning. Or key in the frequency directly. Operate VOX (with YH-2 headset option). Plus you get a battery saver to conserve power while monitoring. And a (defeatable) automatic power-off feature that shuts down your radio if you forget to turn it off!

High power capability.

Optional nicad packs available are FNB10, 2.5-watt, 600-mAh. FNB-12 5-watt, 500mAh pack or tiny FNB-9 2.5-watt, 200mAh pack. Or you can get 6 watts output by applying 13.8-volts DC from an external power supply.

Swap options with Yaesu's FT-23R Series. Our rugged best-seller's chargers, batteries, and microphones are fully compatible with the FT-411. The FT-23R is the perfect companion for the FT-411, and at a great price!

Try out an FT-411 today. At your local authorised Yaesu dealer. And experience the legendary Yaesu handie performance!



YAESU