

# GraybaR

## ESTIMATOR

1951  
FALL  
EDITION

Everything  
Electrical



**KANSAS CITY 8,  
MISSOURI**

1644 Baltimore Ave.  
Telephone: BA-1644

**WICHITA 1,  
KANSAS**

424 N. Rock Island St.  
Telephone: 7-1386

# GRAYBAR ELECTRIC COMPANY

MIDWESTERN DISTRICT

W. FRAZIER, District Manager

KANSAS CITY 8, MO.

1644 Baltimore Ave.

Telephone—BALtimore 1644

**J. R. ERNEST**

District Operating Manager

**J. L. BEVERS**

Manager, Outside Construction Sales

**S. M. COOK**

Manager, Supply and  
Power Apparatus Sales

**C. M. HOREN**

District Credit Manager

**R. B. UHRIG**

Manager, Communications  
and Electronic Sales

**F. M. SHOLDERS**

Manager, Lamp and  
Lighting Sales

**J. G. McDONALD**

Manager, Lamp Dept.

---

## WICHITA 1, KANSAS

424 N. Rock Island St.

Telephone—7-1366

E. F. LINNERSON, Manager

G. R. STURZELL, Operating Manager

---

### GENERAL INFORMATION

**PRICES**—All Prices in this Estimator are F.O.B. our warehouses, except where otherwise shown

#### ALL PRICES SUBJECT TO CHANGE WITHOUT NOTICE

**TERMS**.—Terms are 30 days net. Cash discounts shown will be allowed if your remittance is received on or before the 10th of the month following date of invoice. All bills net thereafter.

**TAXES**.—Prices shown do not include any tax or other Government charge which now exists or may hereafter be imposed by Federal State or Local Authority. Orders are only accepted with the understanding that Buyer agrees to pay or reimburse the Seller for any such tax or the prices herein shown may be increased to the extent of such tax.

**NEW CUSTOMERS**.—Unless well rated by commercial agencies new customers will

avoid delay in shipment of their first order due to credit investigation, by sending remittance with order, or permit us to make C.O.D. shipment.

Those wishing to establish credit relations should send references and brief statements of their financial condition.

**SHIPMENTS**.—Customers should give shipping directions with their orders, but if not given will use our best judgment in making selections of route. As experienced packers are employed, we are not responsible for breakages after having obtained "in good order" receipt from the transportation company. Goods ordered to be shipped by mail will be sent only at purchaser's risk.

**RETURNED GOODS**.—To save transportation charges, and to facilitate handling of goods upon receipt, you are requested not to return goods without having obtained shipping instructions from us.

## SHERARDIZED OR GALVANIZED CONDUIT



10-foot lengths with one coupling.

Size, In.	F. O. B. Kansas City		F. O. B. Wichita		Wt. Per 100 Ft., Lbs.
	Less 5000 Lbs.	5000 Lbs. to Carload	Less 5000 Lbs.	5000 Lbs. to Carload	
1/2	\$ 25.38	\$ 23.88	\$ 25.70	\$ 24.20	80
3/4	32.88	30.98	33.30	31.40	109
1	46.96	44.26	47.60	44.90	160
1 1/4	63.34	59.64	64.18	60.48	211
1 1/2	75.80	71.40	76.88	72.48	267
2	100.98	95.08	102.32	96.42	337
2 1/2	159.40	150.10	161.60	152.30	552
3	208.06	196.06	210.92	198.92	717
3 1/2	273.76	257.86	277.26	261.36	874
4	324.98	306.18	329.36	310.50	1094
5	522.84	491.94	528.40	497.50	1388
6	678.42	638.42	685.70	645.70	1820

## THIN WALL CONDUIT



In 10-foot lengths; no couplings.

Prices Less Couplings

### GALVANIZED

Size, In.	Less Than 1000 Ft. Per 100 Ft.	1000 Ft. Per 100 Ft.	Wt. Per 100 Ft., Lbs.
1/2	\$14.20	\$13.34	32
3/4	19.88	18.68	49
1	27.88	26.20	71
1 1/4	38.74	36.40	100
1 1/2	43.92	41.28	118
2	57.26	53.80	150

### THIN WALL ELBOWS—GALVANIZED

90° Without Coupling

Size, In.	Each	Size, In.	Each
1	\$0.65	1 1/2	\$1.25
1 1/4	.96	2	2.29

## CONDUIT ELBOWS

Size, In.	Per 100		F.O.B. Wichita		Wt. Per 100, Lbs.
	F.O.B. Kansas City Less 5000 Lbs.	5000 Lbs. to Carload	Less 5000 Lbs.	5000 Lbs. to Carload	
1/2	\$ 46.30	\$ 43.50	\$ 42.60	\$ 43.80	76
3/4	60.50	56.80	60.72	57.22	105
1	91.50	85.92	92.18	86.68	187
1 1/4	126.56	119.06	127.72	120.22	293
1 1/2	178.38	167.78	180.16	169.56	442
2	286.50	269.50	289.26	272.26	686
2 1/2	510.98	480.58	515.70	485.30	1198
3	1072.00	1007.50	1079.40	1014.90	1848
3 1/2	1967.64	1848.14	1978.20	1858.70	2640
4	2304.30	2164.60	2317.50	2177.80	3280
5	6040.30	5671.50	6066.30	5697.50	6500
6	8290.50	7786.30	8332.50	7828.30	10500

## CONDUIT COUPLINGS

Size, In.	Per 100		F.O.B. Wichita		Wt. Per 100, Lbs.
	F.O.B. Kansas City Less 5000 Lbs.	5000 Lbs. to Carload	Less 5000 Lbs.	5000 Lbs. to Carload	
1/2	\$ 16.48	\$ 15.48	\$ 16.52	\$ 15.52	13
3/4	23.80	22.40	23.90	22.50	24
1	31.46	29.56	31.60	29.70	36
1 1/4	44.38	41.68	44.58	41.88	47
1 1/2	55.52	52.12	55.82	52.42	77
2	75.34	70.84	75.86	71.36	126
2 1/2	150.58	141.38	150.76	141.56	166
3	222.06	208.56	223.20	209.70	284
3 1/2	306.28	287.78	308.16	289.66	470
4	347.96	326.96	350.38	329.38	603
5	632.00	593.50	635.04	596.54	762
6	880.52	827.52	886.70	833.70	1544

## GALVANIZED CONDUIT NIPPLES

### LONG

Pipe Size, In.	Length		
	4-Inch, Each	6-Inch, Each	8-Inch, Each
1/2	\$0.27	\$0.36	\$0.48
3/4	.33	.42	.54
1	.45	.54	.72
1 1/4	.54	.72	.96
1 1/2	.69	.90	1.20
2	.90	1.20	1.58

### SHORT

### CLOSE

Pipe Size, In.	Each	Lgth., In.	Pipe Size, In.	Each	Lgth., In.
3/4	.24	2	3/4	.21	1 3/8
1	.33	2	1	.30	1 1/2
1 1/4	.42	2 1/2	1 1/4	.39	1 5/8
1 1/2	.57	2 1/2	1 1/2	.51	1 3/4

## NON-METALLIC FLEXIBLE CONDUIT



Size 7/8

100 ft.	\$5.54 C
250 ft. coil	4.62 C
1000 ft.	4.40 C

Size, In.	Ft. in Coil	Per Ft.	100 Ft.	Full Coil
1/4	250	\$0.08	\$ 6.64	\$ 6.04 C
3/8	250	.12	10.48	9.52 C
1/2	200	.16	14.00	12.92 C
5/8	200	.20	18.34	16.68 C
3/4	150	.24	21.96	19.96 C
1	100	.40	34.10	34.10 C

## ORANGEBURG STANDARD FIBRE CONDUIT



For use with concrete encasement Harrington (Sleeve) Joint. One coupling furnished with each length.

Size I. D., In.	Conduit, 100 Ft.	Std. Length, Ft.	Conduit, Lbs. Per 100 Ft.	Elbows and Bends Each
2	\$37.10	5	115	\$3.90
3	43.00	8	140	6.68
4	53.90	8	200	8.38
4 1/2	70.50	8	240	11.77

## FLEXIBLE METALLIC CONDUIT



Size, In.	Less Coil, Per 100 Ft.	Full Coil, Per 100 Ft.	Weight, 100 Ft.	Ft. in Coil
5/16	\$14.40	\$10.80	16 lbs.	250
3/8	18.10	13.50	25 lbs.	250
1/2	26.50	19.80	50 lbs.	100
3/4	33.60	25.20	60 lbs.	50
1	70.70	53.00	108 lbs.	50
1 1/4	88.10	66.00	140 lbs.	50
1 1/2	112.70	84.50	180 lbs.	25
2	144.30	108.30	200 lbs.	25
2 1/2	169.70	127.30	256 lbs.	25
3	222.70	167.10	300 lbs.	25

NO-THREAD COUPLINGS AND CONNECTORS



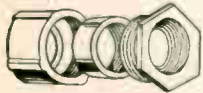
For Heavy Wall Conduit

COUPLINGS

Appl. Nos.	T&B Nos.	Each	Ctn., Each	St. Pkg., Each	Size Inch
82N80	8120	\$1.31	50 @ \$ 1.03	100 @ \$0.82	1/2
82N81	8220	1.92	25 @ 1.50	50 @ 1.20	3/4
82N82	8320	3.10	5 @ 2.40	25 @ 1.92	1
82N83	8420	4.64	5 @ 3.62	25 @ 2.90	1 1/4
82N84	8520	5.72	2 @ 4.50	10 @ 3.58	1 1/2
82N96	8620	.....	1 @ 10.40	5 @ 8.30	2
82N90	8720	.....	1 @ 23.60	5 @ 18.80	2 1/2
82N91	8820	.....	1 @ 31.20	5 @ 25.00	3

BOX CONNECTORS

Appl. Nos.	T&B Nos.	Each	Ctn., Each	St. Pkg., Each	Size Inch
80N95	8121	\$0.86	25 @ \$0.68	100 @ \$0.54	1/2
80N96	8221	1.41	25 @ 1.10	50 @ .88	3/4
80N97	8321	1.86	5 @ 1.45	25 @ 1.16	1
80N98	8421	3.40	5 @ 2.66	25 @ 2.12	1 1/4
80N99	8521	4.70	2 @ 3.70	10 @ 2.94	1 1/2
80N90	8621	.....	1 @ 7.30	5 @ 5.80	2



ERICKSON COUPLINGS

For heavy wall conduit.

Nos.	Each	Ctn., Each	Std. Pkg., Each	Size, Inch
675	\$0.88	50 @ \$0.69	100 @ \$0.55	1/2
676	1.13	25 @ .88	50 @ .70	3/4
677	2.10	5 @ 1.65	25 @ 1.32	1
678	4.22	5 @ 3.30	25 @ 2.64	1 1/4
679	5.50	5 @ 4.30	25 @ 3.40	1 1/2
680	11.10	5 @ 8.70	20 @ 6.90	2
681	23.40	5 @ 18.30	10 @ 14.60	2 1/2
682	36.40	5 @ 28.60	10 @ 22.80	3
683	57.60	2 @ 45.00	5 @ 36.00	3 1/2
684	65.60	2 @ 51.20	5 @ 41.00	4
686	.....	1 @ 109.40	2 @ 87.50	5



SHORT BEND ELBOWS

Handy for use when necessary to terminate a conduit run in a sharp turn.

Nos.	Each	Ctn., Each	Std. Pkg., Each	Size, Inch
7490	\$0.90	25 @ \$0.82	100 @ \$0.68	1/2
7491	1.24	25 @ 1.12	100 @ .94	3/4
7492	2.68	5 @ 2.42	20 @ 2.02	1
7493	4.05	5 @ 3.64	20 @ 3.04	1 1/4



SHORT ELBOWS

Very Short

Nos.	Each	Ctn., Each	Std. Pkg., Each	Size, Inch
7495	\$0.64	25 @ \$0.58	100 @ \$0.48	1/2
7496	.90	25 @ .82	100 @ .68	3/4
7497	1.38	10 @ 1.24	40 @ 1.04	1



ENTRANCE FITTINGS

For Heavy Wall Conduit

Nos.	Holes Each	Each	Carton Each	Std. Pkg., Each	Size In.
1525-4	\$ 1.18	10 @ \$0.92	50 @ \$0.74	1/2	
1521-5	1.47	5 @ 1.15	50 @ .92	3/4	
1522-5	2.04	5 @ 1.60	25 @ 1.28	1	
1523-5	.....	1 @ 2.20	10 @ 1.74	1 1/4	
1529-6	.....	1 @ 4.00	5 @ 3.20	1 1/2	
1530-6	.....	1 @ 9.90	5 @ 7.90	2	
1531-4	.....	.....	1 @ 20.80	2 1/2	
1532-6	.....	.....	1 @ 33.00	3	
1533-6	.....	.....	1 @ 45.00	3 1/2	
1534-6	.....	.....	1 @ 69.00	4	

FLANGED ENTRANCE FITTINGS



Hub for 1/2" pipe. Composition cover has five holes, two are plugged.

With mounting screws and sealing wax.

Nos.	Each	Carton Each	Std. Pkg. Each
5571	\$1.82	6 @ \$1.44	24 @ \$1.14

ENTRANCE ELBOWS

For Heavy Wall Conduit

With weatherproof cover, mounts close to wall.

Nos.	Each	Ctn., Per 100	Std. Pkg., Per 100	Size, Inch
1490	\$1.66	5 @ \$1.30	50 @ \$1.04	1/2
1491	2.02	5 @ 1.58	50 @ 1.26	3/4
1492	3.14	5 @ 2.46	25 @ 1.96	1
1493	6.10	5 @ 4.80	10 @ 3.80	1 1/4
1494	.....	1 @ 7.30	5 @ 5.80	1 1/2



CAPPED "Y" ELBOWS

Right angle fitting with weatherproof cover.

Nos.	Each	Ctn., Per 100	Std. Pkg., Per 100	Size, Inch
1480	\$1.47	10 @ \$1.15	50 @ \$0.92	1/2
1481	1.86	5 @ 1.45	50 @ 1.16	3/4
1482	2.40	5 @ 1.88	25 @ 1.50	1



CONDUIT NIPPLES

Nos.	Each	Carton	Std. Pkg.	Size, Inch
841	\$0.42	100 @ \$32.60 C	1000 @ \$26.00 C	3/8
842	.16	100 @ 13.50 C	500 @ 10.00 C	1/2
843	.19	100 @ 15.00 C	200 @ 12.00 C	3/4
844	.36	25 @ 28.80 C	100 @ 23.00 C	1

INSULATOR SUPPORTS



Galvanized finish. Furnished with washers and cadmium-plated square head set screws.

Nos.	Each	100	Tapping
400	\$0.52	\$ 44.10	1/4-20
401	.78	64.50	3/8-18
402	1.30	107.50	3/8-16
403	1.86	156.00	1/2-13



O. Z. SPLIT COUPLINGS

When in open position coupling will slip over conduit and permit butting the ends. Fitting is then brought back in place, meshed and tightened, making a rigid connection.

Nos.	Each	Conduit Size, In.
SP125	\$ 3.50	1 1/4
SP150	3.96	1 1/2
SP200	4.81	2
SP250	7.15	2 1/2
SP300	9.75	3
SP350	13.00	3 1/2
SP400	16.90	4



FIXTURE STUDS

Galvanized



Nos.	Each	Per 100	Thread, In.	Open
CF8070	\$0.22	\$19.90	3/8 Male	Open
CF8050	.24	21.00	3/8 Male	Open
CF8052	.28	25.20	1/2 Male	Open



FIXTURE EXTENSIONS

3/8" Open Type

Nos.	Each	500 @	1000 @	Lgth., Inch
1590	\$0.12	\$ 9.40 C	\$ 7.50 C	1
1591	.14	11.40 C	9.10 C	1 3/8

CONDUIT AND CABLE FITTINGS



No. 1755 for armored cable to No. 10-3 wire. 3/8" flexible conduit and non-metallic sheathed cable.

No. 1756 for 1/2" conduit.

Nos.	Each	Ctn., Per 100	Std. Pkg., Per 100
EF1756	\$0.34	25 @ \$30.20	200 @ \$25.20
EF1755	.42	25 @ 37.20	200 @ 31.00

CONDUIT FITTINGS



For motor work and inside installations.

Nos.	Each	Ctn., Per 100	Std. Pkg., Per 100	Size, Inch
1610	\$0.52	25 @ \$40.00	100 @ \$32.00	1/2
1611	.70	25 @ 55.00	100 @ 44.00	3/4
1612	1.06	5 @ 82.50	50 @ 66.00	1

For service entrance.

Nos.	Each	50 @	100 @	Size, Inch
1640	1.38	5 @ 108.00	50 @ 86.00	1/2
1641	1.47	5 @ 115.00	50 @ 92.00	3/4
1642	2.12	6 @ 175.00	30 @ 132.00	1

**THIN WALL CONDUIT COUPLINGS**



Appl. Nos.	T&B Nos.	Each	Ctn., Each	St. Pkg., Per 100	Size Inch
95T050	5120	\$0.44	50 @ \$0.34	500 @ \$27.40	1/2
95T075	5220	.60	25 @ .48	250 @ 37.50	3/4
95T100	5320	.94	25 @ .74	100 @ 58.20	1
95T125	5420	1.70	5 @ 1.32	25 @ 106.00	1 1/4
95T150	5520	2.44	2 @ 1.90	10 @ 152.00	1 1/2
95T200	5620	3.40	2 @ 2.66	5 @ 212.00	2

**Non-Watertight**

4270	.40	50 @	.32	5 @	25.00	1/2
------	-----	------	-----	-----	-------	-----

**THIN WALL CONDUIT CONNECTORS**



Appl. Nos.	T&B Nos.	Each	Ctn., Each	St. Pkg., Per 100	Size Inch
96T050	5121	\$0.36	50 @ \$0.28	500 @ \$22.50	1/2
96T075	5221	.52	25 @ .40	250 @ 32.00	3/4
96T100	5321	.78	25 @ .62	100 @ 48.70	1
96T125	5421	1.58	5 @ 1.16	25 @ 92.00	1 1/4
96T150	5521	2.24	2 @ 1.76	10 @ 140.00	1 1/2
96T200	5621	3.20	2 @ 2.50	5 @ 198.00	2

**Non-Watertight**

4271	.32	50 @	.24	200 @	19.50	1/2
------	-----	------	-----	-------	-------	-----

**T & B WRENCHES**



Tightens 1/2" and 3/4" thin wall couplings and connectors. Removes inside and outside burrs at cut ends. Drop forged steel.

No. 33.....Each \$3.40

**"SOCKS" COUPLINGS AND CONNECTORS**



For Thin-Wall Conduit. Sock or push on conduit. Rain-tite. For outdoor use or in concrete.

**COUPLINGS**

Nos.	Each	50 @	250 @	Size, In.
5180	\$0.50	\$39.40 C	\$31.50 C	1/2
5280	.68	25 @ 52.50 C	100 @ 42.00 C	3/4
5380	.92	25 @ 72.00 C	50 @ 57.50 C	1

**CONNECTORS**

Nos.	Each	200 @	1000 @	Size, In.
5181	.26	19.60 C	15.60 C	1/2
5281	.34	26.00 C	20.90 C	3/4
5381	.52	40.00 C	32.00 C	1

**ENTRANCE HEADS**



For Thin Wall Conduit  
With 2, 3 and 4-wire composition cover.

Nos.	Holes	Each	Carton	Std. Pkg., Each	Size In.
5525-4	\$1.86	10 @	\$1.45	50 @ \$1.16	1/2
5526-4	2.04	5 @	1.60	50 @ 1.28	3/4
5527-4	2.90	5 @	2.26	20 @ 1.80	1
5528-4	.....	1 @	4.50	10 @ 3.60	1 1/4

**BRIGEL CONNECTORS AND COUPLINGS**



For Thin Wall Conduit



Simply place the connector or coupling on the end of the conduit and make four indentations with the tube indenter.

**B-M BOX CONNECTORS**

Nos.	Each	Carton	Std. Pkg.	Size, In.
BM21	\$0.20	50 @ \$17.60 C	200 @ \$16.00 C	1/2
BM22	.36	25 @ 33.00 C	100 @ 30.00 C	3/4
BM23	.50	10 @ 47.80 C	50 @ 43.50 C	1

**B-M COUPLINGS**

Nos.	Each	Carton	Std. Pkg.	Size, In.
BM41	\$0.14	50 @ \$12.50 C	200 @ \$11.40 C	1/2
BM42	.18	25 @ 16.50 C	100 @ 14.90 C	3/4
BM43	.30	10 @ 26.50 C	50 @ 24.00 C	1

**B-M TOOLS**

Nos.	Each
605—Indenter with jaws for 1/2" only.....	\$5.90
600—Indenter only for use with 1/2", 3/4", 1" jaws.....	8.70
6000—1/2" Indenter jaws only.....Per Set	5.90
6001—3/4" Indenter jaws only.....Per Set	5.90
6002—1" Indenter jaws only.....Per Set	5.90
1000—Thin wall holder, 1/2" to 1".....Each	4.20

Indenter jaws are for use with No. 600 indenter only.

**TYPE "SLAY"**



For Thin Wall Conduit

Mount close to wall. Has self-locking weather-proof cover.

Nos.	Each	Ctn., Each	Std. Pkg., Each	Size, In.
317T90	\$2.10	10 @ \$1.88	40 @ \$1.58	1/2
317T91	2.80	10 @ 2.52	20 @ 2.10	3/4
317T92	3.72	5 @ 3.36	10 @ 2.80	1
317T93	7.56	.....	10 @ 6.30	1 1/4

**SPECIAL ELBOWS**



ENTRANCE

Type "Fel"  
For Thin Wall Conduit

Nos.	Each	Ctn., Each	Pkg., Each	Size, In.
31T90	\$1.17	25 @ \$1.06	100 @ \$0.88	1/2
31T91	1.76	10 @ 1.58	40 @ 1.32	3/4
31T92	2.70	5 @ 2.42	20 @ 2.02	1
31T93	3.81	5 @ 3.43	20 @ 2.86	1 1/4

**90° SHORT ELBOWS**

For Thin Wall Conduit



T&B Nos.	Appl. Nos.	Each	Ctn., Each	Std. Pkg., Each	Size, In.
4230	73T90	\$1.18	25 @ \$0.92	50 @ \$0.74	1/2
4231	73T91	1.86	25 @ 1.45	50 @ 1.16	3/4
4232	73T92	2.84	5 @ 2.22	25 @ 1.78	1

**THIN WALL CONDUIT ADAPTERS**



Nos.	Each	Carton	Std. Pkg.	Size, Inch
80T60	\$0.18	50 @ \$0.16	200 @ \$13.60	1/2
80T61	.26	25 @ .22	100 @ 19.00	3/4
80T62	.38	25 @ .34	50 @ 28.20	1
80T63	.76	10 @ .68	20 @ 56.80	1 1/4
80T64	.88	5 @ .78	20 @ 65.00	1 1/2
80T65	2.52	.....	5 @ 210.00	2

**CONDUIT CLAMPS**

1 HOLE. MALLEABLE IRON



For Heavy Wall Conduit

Size	Each	Carton	Per 100	Std. Pkg.	Per 100
1/2"	\$0.12	50 @ \$	9.30	100 @ \$	7.40
3/4"	.16	50 @	12.50	100 @	10.00
1"	.24	50 @	19.00	100 @	15.20
1 1/4"	.36	25 @	28.80	50 @	23.00
1 1/2"	.44	25 @	34.80	50 @	27.80
2"	.86	10 @	67.50	25 @	54.00
2 1/2"	1.41	10 @	110.00	25 @	88.00
3"	2.12	10 @	165.00	25 @	132.00
3 1/2"	2.82	5 @	220.00	10 @	176.00
4"	6.40	5 @	500.00	10 @	400.00
1/4"	.14	50 @	10.40	100 @	8.40
3/8"	.12	50 @	9.90	100 @	7.90

For Thinwall Conduit

Size	Each	Carton	Per 100	Std. Pkg.	Per 100
1/2"	\$0.06	50 @ \$	6.00	100 @ \$	4.80
3/4"	.10	50 @	9.30	100 @	7.40
1"	.16	50 @	13.80	100 @	11.00
1 1/4"	.22	25 @	17.30	50 @	13.80
1 1/2"	.34	25 @	27.60	50 @	22.00
2"	.48	10 @	38.80	25 @	31.00

**CONDUIT STRAPS**



2-HOLE, GALVANIZED

Size, In.	( )	Price Per Lb. 1 to 10 Lbs.	10 Lbs.
1/4"	(65), 3/8" (54)	\$0.64	\$0.58
1/2"	(41), 3/4" (24)	.58	.52
1"	(13), 1 1/4" (12)	.56	.50
1 1/2"	(11), 2" (9)	.56	.50
2 1/2"	(8), 3" (7)	.64	.58

Figures shown in ( ) is number per lb.

**JIFFY STEEL CLIPS**



Nos.	100	500	Size, In.	
125	\$ 3.00	\$2.50	1/4	BX
130	3.60	3.00	3/8	1/2 Thinwall
140	3.80	3.20	1/2	Rigid
145	4.80	4.00	5/8	3/4 Thinwall
150	5.50	4.60	3/4	Rigid
155	6.80	5.60	1	Thinwall
160	8.20	6.80	1	Rigid
170	10.90	9.00	1 1/4	Rigid

All Items on This Page Cash Discount 5%.

St L 3

# FITTINGS FOR CONDUITS, LOCKNUTS AND BUSHINGS



## DRIVE-IT-STRAPS

For Thin Wall Conduit

Nos.	Each	100	1000 @	Size In.
333	\$0.06	\$4.20	\$3.80 C	1/2
334	.08	6.70	6.10 C	3/4
335	.10	9.50	7.70 C	1

## SHEATH CABLE STRAPS



No. 7146



No. 8067

Nos. 14-2 to 10-2

Nos.	100	500 @	
7146	\$0.56	\$0.52 C	One-Hole Strap
8067	.56	.52 C	Two-Hole Strap

## CABLE CLIPS



No. 91—For sheathed cable.  
No. 90—For BX.

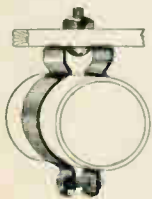
Nos.	100	500 @	2500 @	Length, In.
91	\$0.98	\$0.78 C	\$0.62 C	1 1/8
90	1.08	.86 C	.68 C	1 3/8

## STRAP IRON



Perforated

For hanging conduit, pipe, etc. Size 3/4 x 1/2". Coil 10'.  
Per ft. \$0.06                      100 ft. @ \$4.40



## MINERALLAC CONDUIT AND CABLE HANGERS

Nos.	Each	Per 100	Conduit		Opening	
			Heavy Wall, In.	Thin Wall, In.	Min. In.	Max. In.
0	\$0.09	\$ 7.80	1/2	1/2	3/8	1 1/4
1	.10	8.60	3/4	3/4	1/2	1 1/2
2	.14	11.40	1	1	1 1/4	1 3/4
3	.15	12.40	1 1/4	1 1/2	1 1/2	1 3/4
4	.18	15.40	1 1/2	.....	1 3/4	1 3/4
Each 50 @						
5	\$0.20	\$16.60 C	2	.....	2 1/4	2 3/4
6	.22	18.40 C	2 1/2	.....	2 1/2	3

Stove bolts not included.

## "BULL DOG" PIPE HANGERS



For hanging pipe on metal beams. Malleable iron, cadmium plated.

Pipe can be run parallel to the beam or at any horizontal angle without drilling or use of straps.

Nos.	Each	100	Pipe Size, In.
470	\$1.04	\$ 88.00	1/2, 3/4, 1
471	1.38	116.00	1 1/4, 1 1/2

St L 4

All Items on This Page—Cash Discount 5% Except O. Z. Bushings—2%.



## CONDUIT LOCKNUTS

Size, In.	Less Than 100	Pkg. Quantity
1/2	\$3.70 C	100 @ \$3.40 C 2500 @ \$2.80 C
3/4	5.30 C	100 @ 3.80 C 1000 @ 3.20 C

Size, In.	Less Carton	Carton	Std. Pkg.
1	\$0.08 ea.	50 @ \$ 7.00 C	500 @ \$ 5.80 C
1 1/4	.10 ea.	50 @ 9.00 C	200 @ 7.50 C
1 1/2	.12 ea.	50 @ 11.00 C	100 @ 9.20 C
2	.24 ea.	20 @ 22.10 C	40 @ 18.40 C
2 1/2	.46 ea.	10 @ 41.00 C	40 @ 34.20 C
3	.70 ea.	10 @ 63.00 C	40 @ 52.50 C
3 1/2	1.36 ea.	5 @ 122.40 C	20 @ 102.00 C
4	1.72 ea.	5 @ 156.00 C	20 @ 130.00 C
5	3.84 ea.	2 @ 3.46 ea.	10 @ 2.88 ea.
6	7.32 ea.	2 @ 6.60 ea.	10 @ 5.50 ea.



## CONDUIT BUSHINGS

Size, In.	Less Than 100	Pkg. Quantity
1/2	\$ 6.70 C	100 @ \$6.00 C 2500 @ \$5.00 C
3/4	10.70 C	100 @ 9.60 C 1000 @ 8.00 C

Size, In.	Less Carton	Carton	Std. Pkg.
1	\$17.10 C	50 @ \$15.40 C	500 @ \$12.80 C
1 1/4	18.70 C	50 @ 16.80 C	200 @ 14.00 C
1 1/2	24.70 C	50 @ 22.20 C	200 @ 18.50 C
2	53.30 C	25 @ 48.00 C	100 @ 40.00 C
2 1/2	100.00 C	10 @ 90.00 C	40 @ 75.00 C
3	122.60 C	10 @ 110.40 C	40 @ 92.00 C
3 1/2	250.60 C	5 @ 225.60 C	20 @ 188.00 C
4	306.60 C	5 @ 276.00 C	20 @ 230.00 C
5	6.12 ea.	2 @ 5.52 ea.	10 @ 4.60 ea.
6	11.20 ea.	2 @ 10.08 ea.	10 @ 8.40 ea.



## O. Z. INSULATED BUSHINGS

All-Bakelite Bushings

They bounce when dropped—won't break even on concrete.

Nos.	Each	Carton	Std. Pkg.	Std. Ctn.	Std. Pkg.	Size In.
A50	\$0.08	\$ 6.60	\$ 6.00	100	400	1/2
A75	.14	9.90	8.00	100	400	3/4
A100	.20	15.84	12.60	50	200	1
A125	.22	19.30	17.50	25	100	1 1/4
A150	.30	25.40	23.10	25	100	1 1/2
A200	.56	48.40	44.00	20	40	2
A250	1.16	.....	73.00	.....	20	2 1/2
A300	1.28	.....	80.00	.....	10	3
A350	1.60	.....	100.00	.....	10	3 1/2
A400	1.92	.....	120.00	.....	10	4

## INSULATED METALLIC BUSHINGS

Bakelite. Bushings locked into cadmium finished malleable iron casting.

Nos.	Size	Each	Pkg. Quantity
B50	1/2"	\$0.30	100 @ \$ 26.00 C
B75	3/4"	.60	50 @ 52.00 C
B100	1"	.90	25 @ 78.00 C
B125	1 1/4"	1.20	20 @ 104.00 C
B150	1 1/2"	1.50	20 @ 130.00 C
B200	2"	2.10	10 @ 182.00 C
B250	2 1/2"	3.00	10 @ 260.00 C
B300	3"	4.05	5 @ 351.00 C
B350	3 1/2"	5.25	5 @ 555.00 C
B400	4"	6.75	5 @ 584.00 C



## CAPPED BUSHINGS

Nos.	Each	Per 100	Size, In.
BUC50	\$0.12	\$ 9.60	1/2"
BUC75	.12	11.00	3/4"
			Each 50 @
BUC100	\$0.18	\$16.30 C	1"

## BRASS GROUNDING BUSHINGS FOR "SEALTITE" CONDUIT

Size	Each	100
3/8	\$0.16	\$10.00
1/2	.19	12.50
3/4	.21	14.00

Size	Each	50 @
1	.25	18.00 C
1 1/4	.44	34.00 C
1 1/2	.66	56.00 C
2	.80	66.00 C

## CONNECTORS FOR "SEALTITE" CONDUIT

Cond. Size	Use Conn. No.
3/8	5121
1/2	8121
3/4	8221
1	8321
1 1/4	8421
1 1/2	8521
2	8621

## COMBINATION COUPLINGS



To connect flexible metallic conduit to heavy wall rigid conduit.

Nos.	Each	Carton Ea.	Std. Pkg. Ea.	Size, In.
440	\$0.98	10 @ \$0.78	50 @ \$0.62	1/2
441	1.34	10 @ 1.06	50 @ .84	3/4
442	1.89	5 @ 1.48	25 @ 1.18	1
443	3.30	5 @ 2.58	25 @ 2.04	1 1/4
444	4.80	5 @ 3.76	25 @ 3.00	1 1/2
445	6.82	5 @ 5.32	10 @ 4.26	2

Try  
Graybar  
First . . .

It's . . .  
A Good  
Habit



OUTLET BOXES AND COVERS



4 1/16-INCH SQUARE

2 knockouts in all sides; and 5 in bottom.

K.O. 1/2", Depth 1 1/2"

	ZONE 1	ZONE 2	ZONE 3
Nos.	Ea. 50 @ C	Ea. 50 @ C	Ea. 50 @ C
72151 1/2	\$1.86 \$155.72	\$1.90 \$158.36	\$1.92 \$161.22

K.O. 1", Depth 2 1/2"

72171-1	1.90 159.10	1.94 162.60	1.98 166.52
---------	-------------	-------------	-------------



EXTENSION RINGS

Depth 4 1/8 inches. K. O. 1"

FOR 4 1/16-INCH SQUARE BOXES

	ZONE 1	ZONE 2	ZONE 3
No.	Ea. 25 @ C	Ea. 25 @ C	Ea. 25 @ C
73171-1	\$2.22 \$185.92	\$2.26 \$188.78	\$2.30 \$192.06



4 1/16-INCH FLAT BLANK COVERS

	ZONE 1	ZONE 2	ZONE 3
No.	Ea. 50 @ C	Ea. 50 @ C	Ea. 50 @ C
72C1	\$0.76 \$63.60 C	\$0.78 \$64.98 C	\$0.82 \$48.68 C



4 1/16-INCH RECEPTACLE COVERS

For two flush switches or receptacles. Height, 3/4-inch.

	ZONE 1	ZONE 2	ZONE 3
No.	Ea. 50 @ C	Ea. 50 @ C	Ea. 50 @ C
72C18	\$1.14 \$96.14 C	\$1.16 \$97.30 C	\$1.18 \$98.68 C

4" CONCRETE GALVANIZED BOXES



Four 1/2" and four 3/4" knockouts in sides; two 1/2" and two 3/4" knockouts in plate.

RINGS ONLY

Depth, 3 In.

	ZONE 1	ZONE 2	ZONE 3
Nos.	Ea. 50 @ C	Ea. 50 @ C	Ea. 50 @ C
54551	\$1.12 \$ 94.34 C	\$1.16 \$ 96.98 C	\$1.20 \$ 99.94 C

Depth, 3 1/2 In.

54561	1.34 112.78 C	1.38 115.86 C	1.42 119.36 C
-------	---------------	---------------	---------------

BACK PLATES

Less Stud

	ZONE 1	ZONE 2	ZONE 3
Nos.	Ea. 50 @ C	Ea. 50 @ C	Ea. 50 @ C
OCP	\$0.32 \$27.02 C	\$0.34 \$28.08 C	\$0.36 \$29.16 C

With Stud

OCP%	.40 33.48 C	.42 34.86 C	.44 36.57 C
------	-------------	-------------	-------------

CONDUIT GANG BOXES



Galvanized  
Width 4 1/2 inches, depth 2 inches. Sides and ends 1/2-inch knockouts.

GANG BOXES

Nos.	Per 100		
	ZONE 1	ZONE 2	ZONE 3
GSB-2	\$2.28 \$190.90	\$2.34 \$195.26	\$2.40 \$199.70
GSB-3	3.30 275.60	3.36 280.48	3.42 285.98
GSB-4	4.32 359.76	4.38 365.06	4.46 371.32
GSB-5	5.86 489.18	5.94 495.66	6.04 503.08
GSB-6	11.48	11.56	11.66

St L 6

All Items on This Page—Cash Discount 5%.

B-X TYPE OUTLET BOXES



Depth 1 1/2 inches. Four 5/8" knockouts in sides. 1/2" knockouts in sides and bottom. With two clamps. Galvanized finish.

	ZONE 1	ZONE 2	ZONE 3
Nos.	Ea. 50 @ C	Ea. 50 @ C	Ea. 50 @ C
590L	66c \$55.54 C	68c \$56.92 C	70c \$58.72 C
551L	72c 60.42 C	74c 62.22 C	76c 64.34 C

ROMEX TYPE OUTLET BOXES



Depth 1 1/2 inches. Four 5/8" knockouts in sides. 1/2" knockouts in sides and bottom. With two clamps. Galvanized finish.

	ZONE 1	ZONE 2	ZONE 3
Nos.	Ea. 50 @ C	Ea. 50 @ C	Ea. 50 @ C
560L	66c \$55.54 C	68c \$56.92 C	70c \$58.72 C
561L	72c 60.42 C	74c 62.22 C	76c 64.34 C

SHALLOW CABLE BOXES



Depth 3/4 inches. With clamps. No. 533L for BX cable. No. 563L for sheath cable. Galvanized finish.

FOR BX CABLE

	ZONE 1	ZONE 2	ZONE 3
Nos.	Ea. 50 @ C	Ea. 50 @ C	Ea. 50 @ C
533L	62c \$51.08 C	64c \$52.26 C	64c \$53.52 C

FOR SHEATH CABLE

563L	62c 51.08 C	64c 52.26 C	64c 53.52 C
------	-------------	-------------	-------------

BAR HANGERS

STRAIGHT



For any box having 1/2-inch center knockout.

	ZONE 1	ZONE 2	ZONE 3
Nos.	Ea. 50 @ C	Ea. 50 @ C	Ea. 50 @ C
S21	48c \$41.34 C	50c \$42.84 C	52c \$44.52 C
S22	62c 51.62 C	64c 53.54 C	66c 55.66 C

SHALLOW OFFSET



For 1 1/2-inch deep boxes where no cover is used.

	ZONE 1	ZONE 2	ZONE 3
Nos.	Ea. 50 @ C	Ea. 50 @ C	Ea. 50 @ C
S23	54c \$45.78 C	56c \$47.48 C	58c \$49.40 C

DEEP OFFSET



For 1 1/2-inch deep boxes where cover is used.

	ZONE 1	ZONE 2	ZONE 3
Nos.	Ea. 50 @ C	Ea. 50 @ C	Ea. 50 @ C
S24	56c \$47.06 C	58c \$48.86 C	60c \$50.98 C

COVERS FOR GANG BOXES


Nos.	Per 100		
	ZONE 1	ZONE 2	ZONE 3
GSC-2	\$1.00 \$84.26	\$1.02 \$85.96	\$1.04 \$87.56
GSC-3	1.42 126.66	1.54 128.58	1.56 130.68
GSC-4	2.28 190.68	2.30 192.92	2.34 195.24
GSC-5	2.80 233.62	2.82 235.96	2.86 238.60
GSC-6	5.30	5.36	5.40



CONDUIT SWITCH BOXES

With vertical bracket. Knockouts for 1/2" conduit. Galvanized finish.

	ZONE 1	ZONE 2	ZONE 3
Nos.	Ea. 50 @ C	Ea. 50 @ C	Ea. 50 @ C
111VB	60c \$50.56 C	62c \$52.25 C	64c \$54.16 C
333VB	66c 55.12 C	68c 57.24 C	70c 59.56 C



With extended bracket. No lath support. Knockouts for 1/2" conduit. Galvanized finish.

	ZONE 1	ZONE 2	ZONE 3
Nos.	Ea. 50 @ C	Ea. 50 @ C	Ea. 50 @ C
111NL	60c \$50.56 C	62c \$52.47 C	64c \$54.58 C
333NL	66c 55.12 C	68c 57.24 C	72c 60.20 C



ROMEX SWITCH BOXES

With cable clamps. 21/32" knockouts in ends, sides and bottom. Galvanized finish.

	ZONE 1	ZONE 2	ZONE 3
Nos.	Ea. 50 @ C	Ea. 50 @ C	Ea. 50 @ C
385	62c \$52.36 C	64c \$54.06 C	72c \$56.06 C
386	68c 57.34 C	70c 59.36 C	72c 61.58 C



With vertical bracket. With cable clamps. 21/32" knockouts in ends, sides, and bottom. Galvanized finish.

	ZONE 1	ZONE 2	ZONE 3
Nos.	Ea. 50 @ C	Ea. 50 @ C	Ea. 50 @ C
385VB	68c \$57.34 C	70c \$59.14 C	72c \$61.26 C
386VB	70c 58.70 C	78c 64.64 C	76c 63.50 C

SWITCH BOX SUPPORTS

For installing switch boxes in wallboard. Suitable for use in lath and plaster.

Each box requires one pair.

No.	ZONE 1		ZONE 2		ZONE 3	
	Per 100	Pair	Per 100	Pair	Per 100	Pair
896	\$0.18	\$16.18	\$0.18	\$16.42	\$0.18	\$16.86

OLD WORK HANGERS



12-inch straight with long stud and pull wire.

No.	ZONE 1		ZONE 2		ZONE 3	
	Ea. 50 @	Pair	Ea. 50 @	Pair	Ea. 50 @	Pair
BHOW-3	56c	\$57.80 C	58c	\$48.96 C	60c	\$50.46 C




**ROMEX SWITCH BOXES**



With adjustable ears. Cable clamps. 21/32" knockouts in ends and sides. Galvanized finish.

No.	ZONE 1 Ea. 50 @	ZONE 2 Ea. 50 @	ZONE 3 Ea. 50 @	Depth			
44AE	64c	\$54.06 C	66c	\$55.86 C	68c	\$57.98 C	2 1/4"



With cable clamps. 21/32" knockouts in ends and sides. Galvanized finish.


No.	ZONE 1 Ea. 50 @	ZONE 2 Ea. 50 @	ZONE 3 Ea. 50 @	Depth			
44	64c	\$54.06 C	66c	\$55.86 C	68c	\$57.98 C	2 1/4"



**Extra Shallow Box**  
With cable clamps. 21/32" knockouts in end corners. Galvanized finish.


No.	ZONE 1 Ea. 50 @	ZONE 2 Ea. 50 @	ZONE 3 Ea. 50 @	Depth			
95	72c	\$59.36 C	72c	\$60.10 C	72c	\$60.95 C	1 1/2"

**BX SWITCH BOXES**



For armored cable. With cable clamps. 3/4" knockouts in ends, sides and bottom. Galvanized finish.

Nos.	ZONE 1 Ea. 50 @	ZONE 2 Ea. 50 @	ZONE 3 Ea. 50 @	Depth			
171F	62c	\$52.36 C	64c	\$54.06 C	66c	\$56.06 C	2"
173F	68c	57.34 C	70c	59.36 C	72c	61.58 C	2 1/2"



With vertical bracket. With cable clamps. 3/4" knockouts in ends, sides and bottom. Galvanized finish.

No.	ZONE 1 Ea. 50 @	ZONE 2 Ea. 50 @	ZONE 3 Ea. 50 @	Depth			
171FVB	68c	\$57.34 C	70c	\$59.46 C	74c	\$61.78 C	2"
173FVB	74c	62.22 C	76c	64.66 C	80c	67.30 C	2 1/2"

**KRUSE BOX SUPPORTS**



Length 16 1/2" with lath support. Boxes not included.

No.	Per Set	100 Sets	500 Sets
100	\$0.36	\$34.50	\$33.00 C

All Items on This Page—Cash Discount—5%.

**HANDY CONDUIT BOXES**



All have 1/2" knockouts in sides, ends and bottom. Galvanized finish.

Nos.	ZONE 1 Ea. 50 @	ZONE 2 Ea. 50 @	ZONE 3 Ea. 50 @	Depth			
4SSL	52c	\$43.46 C	54c	\$44.94 C	56c	\$46.54 C	1 1/2"
4CS	52c	43.46 C	54c	45.04 C	56c	46.96 C	1 7/8"
4SSL	56c	47.90 C	58c	49.70 C	62c	51.72 C	2 1/8"

**STEEL COVERS FOR HANDY BOXES**



No. 2594



No. 2539



No. 2510



No. 2598



No. 2599




No. 2540

Nos.	ZONE 1 Ea. 100	ZONE 2 Ea. 100	ZONE 3 Ea. 100	Style			
2594	26c	\$22.14	26c	\$22.46	26c	\$22.88	Toggle Switch
2539	26c	22.68	26c	23.10	28c	23.64	Single Receptacle
2510	26c	22.14	26c	22.46	28c	22.78	Duplex Receptacle
2540	16c	13.66	16c	14.20	16c	14.62	Blank

**For Interchangeable Devices**

Nos.	ZONE 1 Ea. 100	ZONE 2 Ea. 100	ZONE 3 Ea. 100	Style			
2598	56c	\$46.94	56c	\$47.60	56c	\$48.02	1 Opening
2599	62c	53.00	64c	53.62	64c	54.16	3 Openings

**SWITCH BOX EXTENSION**



Fits all single gang boxes.

Nos.	ZONE 1 Ea. 100	ZONE 2 Ea. 100	ZONE 3 Ea. 100	Depth			
1490	60c	\$50.66	60c	\$51.30	62c	52.04	7/8"

**FLOOR BOXES**



Water-tight. Has 4 drilled, tapped and plugged 1/2" holes. Diameter of plate 3 1/2", height 3 1/8" to top of plate.

**With 10 Amp., 250-Volt, 2-Wire "T" Slot Receptacle**

No.	Each	10 @	
110	With Nozzle	\$7.92	\$6.60

**FLOOR BOXES**



Three screws easily and quickly set box at proper height and level.

Nos.	Each	5 @
800—Box only	\$8.90	\$7.10 ea.
830—Receptacle and Plug	4.00	3.30 ea.
821—Plug only	2.60	2.20 ea.

**FLOOR BOX FITTINGS**



Two-way outlet for light or power and telephones.

Nos.	Each
803—2-wire, "T" slots	\$12.40
804—Telephone outlet	11.20

**NON-ADJUSTABLE, WATERTIGHT FLOOR BOXES**



Water-tight. Has 4 drilled, tapped and plugged 1/2" holes. Diameter of plate 3 3/4", height 3 3/8". Nozzle not included.

**With 10 Amp., 250-Volt, 2-Wire**

No.	Each	10 @
1700 For Power	\$9.00	\$7.20
1703 For Telephone	6.90	5.50

**ADJUSTABLE FLOOR BOXES**



Adjustable top with brass edge ring insures cover being absolutely flush with finished floor. Cover plate is 4" diameter, over-all height is 3". Nozzle not included.

No.	Each	10 @
1760 For Power	\$16.30	\$13.00
1763 For Telephone	15.00	12.00

**GANG ADJUSTABLE BOXES**



No. 1820—Two-gang box furnished with one 10 amp., 250-volt, 2-wire "T" Slot Receptacle; one cover plate with 2" flush brass plug and one cover plate with 1/2" flush brass plug.

No. 1830 — Three-gang box furnished with one 10 amp., 250-volt, 2-wire "T" Slot Receptacle; one cover plate with 2" flush brass plug and two cover plates with 1/2" flush brass plugs.

Nos.	Each	6 @
1820 Two-Gang	\$38.80	\$31.00
1830 Three-Gang	57.50	46.00

Nozzles not included.

**BELL NOZZLES**



Fits covers of Nos. 1700, 1703, 1760, 1820 or 1830 boxes.

No.	Each	10 @
1708	\$1.60	\$1.30

**UTILITY BOXES**



Compact, small, easy to install. Fits 1 1/4" hole. Complete with 10-ampere, 250-volt receptacle.

No.	ZONE 1 Ea. 50 @	ZONE 2 Ea. 50 @	ZONE 3 Ea. 50 @			
60	\$2.76	\$229.20 C	\$2.78	\$231.50 C	\$2.80	\$233.70 C

# CONNECTORS FOR BX, BXL, GREENFIELD, SHEATHED CABLES AND KINDORF HANGERS

## BOX CONNECTORS



SET SCREW CONNECTORS			
Nos.	Each	100	500 @
240V	\$0.18	\$14.00	\$11.00 C
241	.30	24.00	.....



### SQUEEZE CONNECTORS

No.	Each	100	500 @
253V	\$0.20	\$16.30	\$13.00 C



### "TITE BITE" CONNECTORS

Nos.	Each	100	500 @
300V	\$0.22	\$17.00	\$13.60 C
		50	100 @
301V	\$0.44	\$ 0.36	\$28.40 C

## DUPLEX CONNECTORS



For 14-2, 14-3, 12-2 or 10-2 BX, 14-2 BXL.  $\frac{3}{8}$ " flex. conduit. Fits  $\frac{1}{2}$ " knockout.

No.	Ea.	50	100 @
7240V	\$.46	\$.42	\$34.00

## TAK-AL CONNECTORS



Nos.	Each	100	1000 @
7315V	\$0.18	\$16.32	\$13.60 C
7316V	.16	14.40	12.00 C
7287V	.30	22.40	.....
7288V	.42	31.20	.....
7289V	.42	31.20	.....



## FLEXIBLE CONDUIT CONNECTORS

### STRAIGHT TYPE

Nos.	Each	Carton, Ea.	Std. Pkg.
260	\$0.42	50 @ \$0.34	100 @ \$ 27.00 C
254	.42	50 @ .34	100 @ 27.00 C
278	.50	25 @ .40	100 @ 31.00 C
255	.50	25 @ .40	100 @ 31.00 C
256	.80	10 @ .62	25 @ 50.00 C
257	1.38	5 @ 1.08	10 @ 86.00 C
258	2.40	5 @ 1.88	10 @ 150.00 C
259	3.52	5 @ 2.76	10 @ 220.00 C
249	5.60	2 @ 4.40	5 @ 350.00 C
277	8.80	2 @ 6.90	5 @ 550.00 C



### 90° ANGLE

#### Squeeze Type

Nos.	Each	Carton, Ea.	Std. Pkg.
266	\$0.46	50 @ \$0.36	100 @ \$ 28.00 C
280	.46	50 @ .36	100 @ 28.00 C
272	.83	25 @ .65	100 @ 52.00 C
268	.83	25 @ .65	100 @ 52.00 C
279	1.26	25 @ .98	50 @ 79.00 C
270	1.26	25 @ .98	50 @ 79.00 C
273	1.92	10 @ 1.50	25 @ 120.00 C
274	3.52	5 @ 2.76	10 @ 220.00 C
275	6.10	5 @ 4.80	10 @ 380.00 C
276	8.80	2 @ 6.90	5 @ 550.00 C

St L 8

All Items on This Page—Cash Discount—5%.

## CONNECTOR CHART

### FOR NON-METALLIC SHEATH CABLE

Size	Straight Squeeze	Straight Set Screw	K. O. Size
14-2	3302	2020	$\frac{1}{2}$
14-2	7316	3100	$\frac{1}{2}$
14-3	3302	2020	$\frac{1}{2}$
14-3	7316	3100	$\frac{1}{2}$
12-2	3302	2020	$\frac{1}{2}$
12-2	7316	3100	$\frac{1}{2}$
12-3	3302	2020	$\frac{1}{2}$
12-3	7316	3100	$\frac{1}{2}$
10-2	3306	.....	$\frac{1}{2}$
10-2	7316	7275	$\frac{1}{2}$
10-3	3303	.....	$\frac{3}{4}$
8-2	3303	.....	$\frac{3}{4}$
8-3	3304	.....	1
6-2	3304	.....	1
6-3	2009	.....	1

### FOR "BX" CABLE

Size	Straight Squeeze	Straight Set Screw	Angle Squeeze	K. O. Size
14-2	253V	240V	266V	$\frac{1}{2}$
14-2	7315V	300V	.....	$\frac{1}{2}$
14-2	3301V	7225V	.....	$\frac{1}{2}$
14-3	253V	240V	266V	$\frac{1}{2}$
14-3	7315V	300V	.....	$\frac{1}{2}$
14-3	3301	7275V	.....	$\frac{1}{2}$
14-4	7315V	300V	280V	$\frac{1}{2}$
12-2	253V	240V	266V	$\frac{1}{2}$
12-2	7315V	300V	.....	$\frac{1}{2}$
12-2	3301	7225V	.....	$\frac{1}{2}$
12-3	253V	240V	280V	$\frac{1}{2}$
12-3	3301	300V	.....	$\frac{1}{2}$
10-2	253V	240V	280V	$\frac{1}{2}$
10-2	.....	300V	.....	$\frac{1}{2}$
10-3	260V	301V	280V	$\frac{1}{2}$
8-2	254V	241V	268V	$\frac{1}{2}$
8-3	278V	.....	279V	$\frac{3}{4}$
6-2	278V	.....	279V	$\frac{3}{4}$
6-3	255V	.....	270V	$\frac{3}{4}$
4-2	255V	.....	270V	$\frac{3}{4}$
4-3	264V	.....	273V	$\frac{3}{4}$

### FOR "BXL" CABLE

Size	Straight Squeeze	Straight Set Screw	Angle Squeeze	K. O. Size
14-2	253V	240V	266V	$\frac{1}{2}$
14-2	7315V	300V	.....	$\frac{1}{2}$
14-3	253V	240V	280V	$\frac{1}{2}$
14-3	.....	300V	.....	$\frac{1}{2}$
12-2	260V	301V	280V	$\frac{1}{2}$
12-2	7315V	300V	.....	$\frac{1}{2}$
12-3	260V	241V	280V	$\frac{1}{2}$
12-3	.....	301V	.....	$\frac{1}{2}$
10-2	260V	301V	280V	$\frac{1}{2}$
10-3	254V	241V	272V	$\frac{1}{2}$
8-2	278V	.....	268V	$\frac{1}{2}$
8-3	278V	.....	268V	$\frac{1}{2}$
6-2	278V	.....	270V	$\frac{3}{4}$
6-3	255V	.....	270V	$\frac{3}{4}$

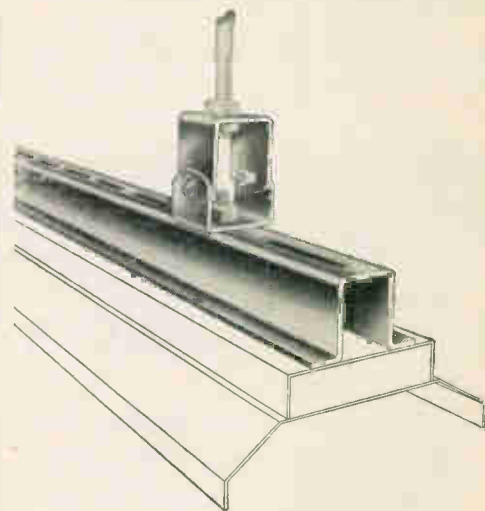
### FOR FLEXIBLE METALLIC CONDUIT

Size	Straight Squeeze	Straight Set Screw	Angle Squeeze	K. O. Size
$\frac{5}{16}$	253V	240V	266V	$\frac{1}{2}$
$\frac{5}{16}$	7315V	300V	.....	$\frac{1}{2}$
$\frac{3}{8}$	253V	240V	266V	$\frac{1}{2}$
$\frac{3}{8}$	7315V	300V	.....	$\frac{1}{2}$
$\frac{1}{2}$	254V	241V	268V	$\frac{1}{2}$
$\frac{3}{4}$	255V	.....	270V	$\frac{3}{4}$
1	256V	.....	273V	1
1 1/4	257	.....	274	1 1/4
1 1/2	258V	.....	275	1 1/2
2	259	.....	276	2
2 1/2	249	.....	.....	2 1/2
3	277	.....	.....	3

## KINDORF DEVICES

### FOR SUPPORTING FLUORESCENT FIXTURES

No. 950 FIXTURE HANGING CHANNEL  
12 gauge steel—Weight 1.8 lbs per ft.  
10 ft. Length standard




This rigid channel hangs fluorescent fixtures in true alignment. A substantial saving in both material and labor costs is achieved by this channel and its low-cost, easy to use fittings.

Note the wide flanges of the channel, which minimize tipping of the fixtures, when installing or changing lamps. Supporting a continuous run of 40 lb. fixtures this channel deflects  $\frac{1}{8}$ " with hanger rods on 10 ft. centers.

	Per 100 Ft.
Painted .....	\$88.00
Electro-Galv. ....	120.00


### Channel Joiner No. 957



Painted	Per 100	Electro-Galv.
\$110.00		\$120.00

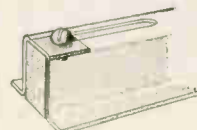
### No. 963—Hanger

Furnished with spec.  $\frac{3}{8}$ " shoulder type bolt.




Painted	Per 100	Electro-Galv.
\$90.00		\$100.00

### No. 968—End Cap



Painted	Per 100	Electro-Galv.
\$14.00		\$16.00

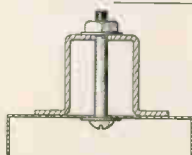
### No. 969—Cover Strip



Painted	Per 100	Electro-Galv.
\$40.00		\$50.00

### No. 970—Fixture

Fastening Bolts— $\frac{1}{4}$ "



Painted	Per 100	Electro-Galv.
.....		\$12.00

### No. 973

Shoulder Type Bolt— $\frac{3}{8}$ "



Painted	Per 100	Electro-Galv.
.....		\$20.00

GraybaR

GraybaR

GraybaR

Electro-Galvanized Finish



No. 100 KINDORF CHANNEL

Standard 8 ft. lengths or 20 ft. lengths, 12 gauge steel—Weight 0.6 per ft. 80 ft. per pkg.—8 ft. length \$2.40 80 ft. @ \$50.00 Cft.

**No. 101 Channel Type Spacer**



$\frac{1}{8}$ " steel—Wt. 0.16 lbs.,  
100 per pkg.  
No. 101 Each Per 100  
\$0.34 \$28.00

**No. 102 Bolt Type Spacer**



$\frac{1}{8}$ " steel—Wt. 0.19 lbs.,  
100 per pkg.  
No. 102 Each Per 100  
\$0.34 \$28.00

**No. 103 Beam Clamp**



$\frac{5}{16}$ " steel—Wt. 0.28 lbs.,  
100 per pkg.  
No. 103 Each Per 100  
\$0.38 \$32.00

**No. 104 Angle Connector**



$\frac{1}{4}$ " steel—Wt. 0.33 lbs.,  
100 per pkg.  
No. 104 Less 100 Per 100  
\$0.40 \$34.00

**No. 287 "U" Bolts**

Standard "U" Bolt. Electro Galv. Furnished with two lock nuts. Made of  $\frac{3}{8}$ " steel rod.



Size, In.	Less 100	Per 100
$\frac{1}{2}$	\$43.20	\$36.00
$\frac{3}{4}$	45.60	38.00
1	48.00	40.00
$1\frac{1}{4}$	50.50	42.00
$1\frac{1}{2}$	52.80	44.00
2	57.60	48.00
$2\frac{1}{2}$	91.20	76.00
3	100.80	84.00



$\frac{7}{16}$  dia. No. 148 Conduit "U"

Size In.	Less Std. Pkg.	Std. Pkg. Per 100
3	-50	\$120.00 \$100.00
$3\frac{1}{2}$ -50	148.80	124.00
4	-25	175.20 146.00




**No. 150 Adjustable Conduit Hanger**

Size, In.	Each	Per 100
$\frac{1}{2}$	\$0.56	\$ 46.00
$\frac{3}{4}$	.60	50.00
1	.64	54.00
$1\frac{1}{4}$	.70	58.00
$1\frac{1}{2}$	.74	62.00
2	.82	68.00
$2\frac{1}{2}$	1.02	86.00
3	1.24	104.00
$3\frac{1}{2}$	1.26	122.00
4	1.68	148.00
5	1.84	170.00

**No. 181 Steel Wall Brackets**

Load Capacities 300 to 900 lbs.  
See Tables



No.	Less Std. Pkg.	Std. Pkg. Per 100
181	\$384.00	\$320.00

No.	Steel Wall Brackets Uniform Load
181	300- 900
182	425-2500
183	550-2500

**No. 105 Pipe and Rigid Conduit Straps**

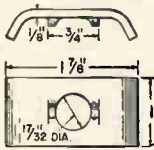
Size, In.	Each	Per 100
$\frac{3}{8}$	\$0.36	\$30.00
$\frac{1}{2}$	.40	34.00
$\frac{3}{4}$	.46	38.00
1	.50	42.00
$1\frac{1}{4}$	.58	48.00
$1\frac{1}{2}$	.64	54.00
2	.72	60.00
$2\frac{1}{2}$	.82	68.00
3	.90	76.00
$3\frac{1}{2}$	1.00	84.00
4	1.10	92.00
5	1.20	100.00

**No. 106 Thin Wall Tubing Straps**

Straps Furnished with electro-Galvanized  $5/16 \times 1\frac{1}{4}$ " Round Head Machine Screw & Nut.

Size, In.	Each	Per 100
$\frac{3}{8}$	\$0.36	\$30.00
$\frac{1}{2}$	.40	34.00
$\frac{3}{4}$	.46	38.00
1	.50	42.00
$1\frac{1}{4}$	.58	48.00
$1\frac{1}{2}$	.64	54.00
2	.72	60.00

**No. 120 Saddle Type Spacer**




Used with assemblies of number 100 channel.  
100 Per Pkg.  
No. 120 Each Per 100  
\$0.16 \$14.00

**No. 140 Slotted Conduit Hanger**



Length, In.	Each	Per 100
6	\$0.54	\$46.00
8	.66	56.00
12	.90	76.00
16	1.15	96.00
20	1.20	116.00
24	1.63	136.00

Kindorf make many other devices, ask for complete catalog.




**No. 155**

**Concrete Insert**  
Each Per 100  
\$0.60 \$50.00

**No. 157 Square  $\frac{1}{2}$ " Insert Nut**  
**No. 158 Special  $\frac{3}{8}$ " Insert Nut**

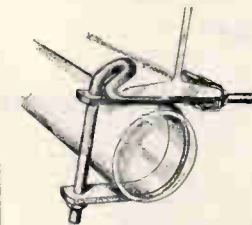
Each \$0.10 Per 100 \$8.00



**No. 126 Swing Connector**

$\frac{3}{16} \times 1\frac{1}{4}$ " used to connect a  $\frac{1}{2}$ " Hanger Rod to a No. 100 Channel Assey.

No.	Each	Per 100
126	\$1.08	\$90.00

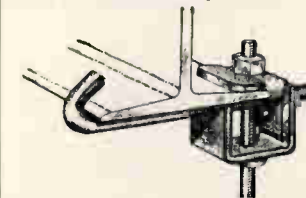


**No. 146 Beam Clamp No. 3**

For conduit size 3" to 4".  
50 Per Pkg.

No.	Each	Per 100
146	\$1.92	\$160.00

**No. 160 Adjustable Beam Clamp**



Fit beams up to 6 inches.

Each	Per 100
\$1.56	\$130.00

**No. 190 Hanger Rods— $\frac{1}{2}$ " diam.**



Length, In.	Each	Per 100
4	\$0.36	\$ 30.00
6	.38	32.00
8	.48	40.00
10	.58	48.00
12	.70	58.00
14	.82	68.00
18	1.05	88.00
24	1.26	104.00
30	1.44	120.00
36	1.64	136.00
42	1.82	152.00
48	2.02	168.00
54	2.20	184.00
60	2.40	200.00
66	2.58	216.00
72	2.78	232.00

**No. 195 Steel Rod Coupling**

$\frac{1}{2}$ " Steel—0.30 lbs.  
100 Per Pkg.

No.	Less 100	Per 100
100	\$74.40	\$62.00

**No. 113 Hex Head Machine Bolts**

Size, In.	Each	Per 100
$\frac{1}{2} \times 1$	\$0.14	\$12.00
$\frac{1}{2} \times 2\frac{1}{4}$	.20	18.00
$\frac{1}{2} \times 3\frac{1}{2}$	.28	24.00

**No. 114 Heavy Hexagon  $\frac{1}{2}$ " Nuts**  
Each \$0.10 Per 100 \$8.00

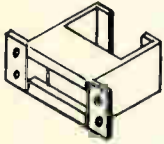
All Items on This Page—Cash Discount 5%.



CHANNEL

Part No.	Size	Gauge	Wt. per 100	Price per 100
100	1 7/8" x 1 1/8"	14	170	100.00
200	1 7/8" x 1 7/8"	12	300	120.00
300	1 7/8" x 1 7/8"	12	200	110.00
400	1 3/4" x 3/4"	16	100	60.00

SPOT INSERTS

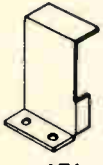


Part No.	Length	Wt. per 100	Price per 100
SI-003	3"	90	70.00
SI-004	4"	110	80.00
SI-005	5"	130	90.00
SI-006	6"	150	100.00
SI-009	9"	190	130.00
SI-012	12"	220	150.00



178

END CAP

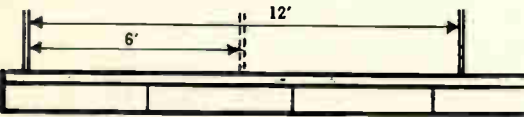


171

END CAP AND ANCHOR

Part No.	Wt. per 100	Price per 100
171	20	24.00
178	6	20.00

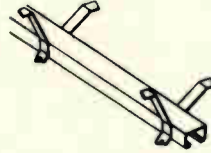
LIGHTING FIXTURES



	Part No.	Wt. per 100	Price per 100
	100	170	100.00
	150	10	30.00
	164	10	10.00
	154	15	30.00
	167	35	70.00
	175	6	90.00
	172	50	34.00
	173	20	40.00

STORACK

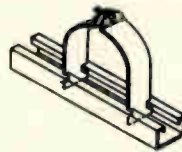
CONCRETE INSERTS



Continuous Concrete Inserts made of 12 gauge StoRack Channel come complete with anchors on 12" centers, drive-in end caps, and enclosure material to protect the channel opening while concrete is being poured.

Part No.	Length	Wt. per 100	Price per 100
I-006	6"	150	100.00
I-012	12"	220	150.00
I-015	15"	260	180.00
I-018	18"	300	200.00
I-024	24"	390	260.00
I-030	30"	480	300.00
I-036	36"	560	340.00
I-048	48"	730	420.00
I-060	60"	900	520.00
I-072	6'	1070	620.00
I-084	7'	1240	740.00
I-096	8'	1410	820.00
I-108	9'	1580	940.00
I-120	10'	1750	1020.00
I-144	12'	2110	1280.00
I-168	14'	2450	1440.00
I-192	16'	2790	1600.00
I-216	18'	3130	1800.00
I-240	20'	3470	2000.00

PIPE CLAMPS



StoRack Clamps are available for standard pipe and conduit. Just a quarter of a turn in the slot of StoRack channel, tightens the screw and fastening job is complete.

Part No.	Pipe Size	Wt. per 100	Price per 100
C-037	3/8"	14	26.00
C-050	1/2"	15	28.00
C-075	3/4"	16	30.00
C-100	1"	22	32.00
C-125	1 1/4"	25	38.00
C-150	1 1/2"	37	46.00
C-200	2"	42	50.00
C-250	2 1/2"	47	56.00
C-300	3"	53	60.00
C-350	3 1/2"	69	66.00
C-400	4"	75	72.00
C-450	4 1/2"	80	78.00
C-500	5"	85	84.00
C-600	6"	160	94.00
C-700	7"	175	104.00
C-800	8"	192	114.00

SERRATED NUT



1/2-13 StoRack Nut

Part No.	Wt. per 100	Price per 100
154	15	30.00
152	9	26.00

HEX HEAD CAP SCREW



1/2-13

Length	Part No.	Wt. per 100	Price per 100
1"	164	10	10.00
3/4"	162	8	8.00

STORACK FITTINGS

	Part No.	Wt. per 100	Price per 100
	20	38	30.00
	30	63	40.00
	40	88	50.00
	45	100	130.00
	25	63	50.00
	21	38	30.00
	31	63	40.00
	22	50	40.00
	32	75	50.00
	29	38	30.00
	39	63	40.00
	35	100	70.00





Graybar

FORM EIGHT CONDULETS




Form 8 Condulets (1 1/4 to 4") have wider and longer wiring chambers than the same size in the Form 7.


Size Comparison—2" Type C Condulets



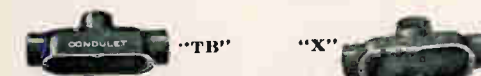
Nos.	Each	Size	Nos.	Each
C48	\$ 4.20	1 1/4	E48	\$ 3.20
C58	5.60	1 1/2	E58	4.16
C68	9.60	2	E68	8.56
C78	20.00	2 1/2	E78	16.80
C88	36.00	3	E88	20.00
C98	42.00	3 1/2	E98	28.00
C108	48.00	4	E108	36.00



Nos.	Each	Size	Nos.	Each
LL48	\$ 4.20	1 1/4	T48	\$ 4.88
LL58	5.60	1 1/2	T58	6.76
LL68	9.60	2	T68	10.20
LL78	20.00	2 1/2	T78	20.00
LL888	26.00	3	T88	30.00
LL98	42.00	3 1/2	T98	44.00
LL108	48.00	4	T108	52.00



Nos.	Each	Size	Nos.	Each
LB48	\$4.20	1 1/4	LR48	\$ 4.20
LB58	5.60	1 1/2	LR58	5.60
LB68	9.60	2	LR68	9.60
LB78	20.00	2 1/2	LR78	20.00
LB888	26.00	3	LR888	26.00
LB98	42.00	3 1/2	LR98	42.00
LB108	48.00	4	LR108	48.00



Nos.	Each	Size	Nos.	Each
TB48	\$ 4.88	1 1/4	X48	\$ 5.60
TB58	6.76	1 1/2	X58	7.12
TB68	10.20	2	X68	14.00
TB78	20.00	2 1/2	X78	24.00
TB88	30.00	3	X88	40.00
TB98	44.00	3 1/2	X98	52.00
TB108	52.00	4	X108	64.00

COVERS FOR FORM EIGHT CONDULETS

Blank	Sheet Steel	Each	Size	Cast Feraloy	Each
	580	\$1.28	1 1/4, 1 1/2	580F	\$2.00
	680	2.24	2	680F	2.80
Blank Metal	880	3.00	2 1/2, 3	880F	3.00
	980	3.20	3 1/2, 4	980F	3.20

COMPOSITION COVERS

Blank	2-5 Wire	Each	Size	Each
5870	5875	\$4.00	1 1/4, 1 1/2	\$4.00
6870	6875	4.80	2	4.80
8870	8875	6.40	2 1/2, 3	6.40
9870	9875	10.00	3 1/2, 4	10.00

GASKETS FOR FORM EIGHT

Size	Cork	Rubber	Vellumoid	Each
1 1/4, 1 1/2	Gask 805C	Gask 805R	Gask 805V	\$0.80
2	Gask 806C	Gask 806R	Gask 806V	1.00
2 1/2, 3	Gask 808C	Gask 808R	Gask 808V	1.60
3 1/2, 4	Gask 809C	Gask 809R	Gask 809V	2.00

All Items on This Page—Cash Discount 5%.

**ADDITIONAL DISCOUNTS**  
 Less Than \$150.00 List.....25%  
 \$150.00 List to \$450.00 List.....30%  
 \$450.00 List and Over.....40%  
 All types may be assorted to obtain quantity discounts.

FS AND FD SINGLE GANG THREADED

Size	Nos.	Each	Nos.	Each	Nos.	Each
1/2	FS1	\$2.60	FSC1	\$3.00	FSA1	\$2.60
3/4	FS2	3.00	FSC2	3.60	FSA2	3.00
1	FS3	3.40	FSC3	4.40	FSA3	3.40
For devices 2 1/2" deep or less.						
1/2	FD1	\$3.00	FDC1	\$3.40	FDA1	\$3.00
3/4	FD2	3.40	FDC2	4.20	FDA2	3.40
1	FD3	4.00	FDC3	5.00	FDA3	4.00

**THREADLESS**

Thin Wall	Thick Wall	Size	Each
FS1MT	FS191	1/2	\$2.80
FS2MT	FS291	3/4	3.40
FS3MT	FS391	1	4.00
FSC1MT	FSC191	1/2	3.40
FSC2MT	FSC291	3/4	4.40
FSC3MT	FSC391	1	5.60

SINGLE GANG COVERS Surface Type

Style	Material	Nos.	Each
Toggle Switch	Sheet Steel	DS32	\$0.60
Toggle Switch	Cast Feraloy	DS32G	1.40
Single Receptacle	Sheet Steel	DS21	.60
Spring Door	Cast Feraloy	DS10G	5.00
Duplex Receptacle	Sheet Steel	DS23	.60
Blank	Sheet Steel	DS100	.40
Blank With Gasket	Cast Feraloy	DS100g	1.00

COVERS FOR INTERCHANGEABLE DEVICES

Style	Material	Nos.	Each
1 Opening	Sheet Steel	DS71	\$1.00
2 Opening	Sheet Steel	DS72	1.00
3 Opening	Sheet Steel	DS73	1.00

VAPORTIGHT COVERS

Rocker Type	Switch	Each	Plunger Type	Switch	No.
DS108	Push	\$7.00	Toggle	DS128	
DS181	Toggle	7.00			

ATTACHMENT PLUG RECEPTACLES

With Threaded Cap

15-A., 125-V. or 10-A., 250-V.	Nos.	Description	Each
DS81	}	Double T Slot	\$10.00
DS82		2-Wire, 2-Pole	
DS90		2-Wire, 3-Pole	
		3-Wire, 3-Pole	13.80

RECEPTACLES\*

Nos.	Each	Pole	Nos.	Each
BRD6302	\$16.80	2	BRD8302	\$15.00
BRD6303	19.60	3	BRD8303	18.80

\*Take BP plugs listed on page 11.

FS 2-GANG CONDULETS

Nos.	Each	Size	Nos.	Each
FS12	\$4.80	1/2	FSC12	\$5.20
FS22	5.20	3/4	FSC222	5.60
FS32	5.60	1	FSC32	6.20

COVERS FOR 2-GANG FS

Style	Material	Nos.	Each
Double Toggle Switch	Sheet Steel	S322	\$1.20
Toggle and Duplex Receptacle	Sheet Steel	S32232	2.00

VAPORTIGHT COVERS

Style	Material	Nos.	Each
Double Push Button	Cast Feraloy	DS1082	\$12.00
Double Toggle	Cast Feraloy	DS1812	12.00

FS 3-GANG CONDULETS

Nos.	Each	Size	Nos.	Each
FS23	\$7.20	3/4	FSC23	\$7.60
FS33	7.80	1	FSC333	8.20

COVERS FOR 3-GANG FS

Style	Material	Nos.	Each
Tumbler Flush Switches	Sheet Steel	S323	\$1.80
	Steel	SS323	1.80

VAPORTIGHT COVERS

Style	Material	Nos.	Each
Plunger Type	Cast Feraloy	DS1283	\$17.00

CGB CONNECTORS

Rubber bushing. Watertight. For connecting round cable.

Size Hub	Cable Size	Nos.	Each
1/2	.125 to .250	CGB192	\$2.60
1/2	.250 to .375	CGB193	2.60
1/2	.375 to .500	CGB194	2.60
3/4	.375 to .500	CGB294	2.60
3/4	.500 to .625	CGB295	2.60
1	.500 to .625	CGB395	4.00

St L 13

VAPORTIGHT LIGHTING FIXTURES

Screw Guard Type

With Globe Without Globe and Guard and Guard

Table listing Vaportight lighting fixtures with columns for No., Each, Size, Watts, Type V, No., Each, and prices.

Type VDA

Table listing Vaportight lighting fixtures of Type VDA with columns for No., Each, Size, Watts, and prices.

Type VC

Table listing Vaportight lighting fixtures of Type VC with columns for No., Each, Size, Watts, and prices.

VAPOR-TIGHT CONDULETS (UNIVERSAL TYPE)

Supplied with 5 flush hubs, 4 around sides, one in top furnished with 4 flush plugs.

Screw Guard

Table listing Vapor-tight condulet screw guards with columns for Watts, Size, No., Price, and model numbers.

ARB LIGHTING FIXTURES

For 3 1/2" or 4" outlet boxes. With—Globe and Guard—Without

Table listing ARB lighting fixtures with columns for No., Each, Watts, No., Each, and prices.

ACCESSORIES AND PARTS

100 Watt 200 Watt

Table listing accessories and parts including Straight Side Globes with columns for No., Each, Description, No., Each, and prices.

Pear-Shaped Globes

Table listing Pear-shaped globes with columns for No., Each, Description, No., Each, and prices.

Guards for Straight Globes

Table listing guards for straight globes with columns for No., Each, Description, No., Each, and prices.

Guards for Pear-Shaped Globes

Table listing guards for pear-shaped globes with columns for No., Each, Description, No., Each, and prices.

Reflector Holders

Table listing reflector holders with columns for No., Each, Description, No., Each, and prices.

Porcelain Reflectors



Table listing porcelain reflectors with columns for Watts, No., Each, No., Each, No., Each, and prices.

VS VAPORTIGHT HAND LAMPS

Clamp Guard Type

Table listing VS vapor-tight hand lamps with columns for Rubber Handle No., Globe, Watts, Wood Handle No., Each, and prices.

\*Also takes 100-watt, A21 lamp. \*\*A23 lamp.

ADDITIONAL DISCOUNTS

Less Than \$150.00 List.....25%
\$150.00 to \$450.00 List.....30%
\$450.00 List and Over.....40%

All types may be assorted to obtain quantity discounts.

FIXTURE HANGERS

Ball Type



Type ALA Type ALC Type UNJ

Strong, inexpensive, flexible fixture support. Types ALA and ALC replace box and aligner cover. UNJ screws into conduit hub.

Table listing fixture hangers with columns for Fix-Conduit Stem Nos., Each, Nos., Each, Nos., Each, and prices.

WEDGTITE PIPE HANGERS



For Supporting Conduit on I Beam at Parallel or Right Angle

Table listing Wedgtite pipe hangers with columns for Nos., Each, Size, and prices.

RS JUNCTION BOXES

Furnished with top cover and all necessary screws and gaskets. Take detachable hub plates listed below.



Table listing RS junction boxes with columns for Inside Dimensions, Nos., Each, and prices.

THREADED HUB PLATES



1-Hub 2-Hubs 3-Hubs For 8 1/2"x4" Sides of RS and RSM

Table listing threaded hub plates with columns for Size, Nos., Each, Nos., Each, Nos., Each, and prices.

Blank plate without hubs RSP0 3.80

For 4 1/2"x4" Sides of RSM and RSS

Table listing threaded hub plates with columns for size, Nos., Each, Nos., Each, and prices.

Blank plate without hubs RSMP0 1.80

PLUGS AND RECEPTACLES



Arktite Circuit Breaking Receptacles

250 Volts D.C., 600 Volts A.C. With weatherproof spring door.

Table listing Arktite circuit breaking receptacles with columns for Amp. Wire Pole, Size, No., Complete Each, Recept. Only, Body Only, and prices.

Plain Housing Without Spring Door

Table listing plain housing without spring door receptacles with columns for Amp. Wire Pole, Size, No., Complete Each, Recept. Only, Body Only, and prices.

ARKTITE PLUGS

With Rubber Cable Grip

Table listing Arktite plugs with columns for Amp. Wire Pole, Cable Size, No., Each, and prices.

TYPE BRME

30° Angle Receptacle 30 A., 250 V. A. C.

Table listing Type BRME receptacles with columns for Spring Door No., Each, 2-Pole Size, No., Plain Each, and prices.

TYPE BP PLUGS

30 A., 250 V. A. C.

Table listing Type BP plugs with columns for Poles, Clamp Size, No., Each, and prices.

For use with BRME and BRD plain or spring door housings. Takes rubber cable

Table listing Type BP plugs with columns for Poles, Clamp Size, No., Each, and prices.

For use with BRD vapor-tight. Takes rubber cable.

Table listing Type BP plugs with columns for Poles, Clamp Size, No., Each, and prices.

Try GRAYBAR First A Good Habit

All Items on This Page—Cash Discount 5%



Graybar

GUA JUNCTION CONDULETS

With Screw Covers and Threaded Hubs

Table of GUA Junction Condulets with columns for No., Each, Size, Dia. of Cover Opening, and various models like GUA C14, GUA B24, GUA L24, GUA T14, GUA X14.

SPECIAL COVERS\*

Table for Special Covers showing Surface, Sealing, and 1/2" Nipple covers with model numbers like GUA O4, GUA O6, GUA O7.

\*Condulets are furnished with surface covers. If other covers are desired, add the difference in price.

GUA JUNCTION CONDULETS

With Union Hubs and Nuts and Sleeves

Table of GUA Junction Condulets with Union Hubs and Nuts and Sleeves, listing models like GUAG6665, GUAH6665, GUAP66675.

GUA NUTS AND SLEEVES

Table for GUA Nuts and Sleeves with columns for Conduit Size, No., Each, and models like GUH215, GUH25, GUH315.

ADDITIONAL DISCOUNTS

Less Than \$150.00 List.....25%
\$150.00 to \$450.00 List.....30%
\$450.00 List and Over.....40%
All types may be assorted to obtain quantity discounts.

UNIVERSAL JUNCTION BOX



3/4" Hubs, 3/8" Dia. Cover. 6 Hubs (2 in each end—1 in each side). GUP215.....Each \$10.80 10 Hubs (2 in each end—1 in each side). (4 in back.) GUP214.....Each \$11.60

ECK FLEXIBLE COUPLINGS



Table of Eck Flexible Couplings with columns for Size, No., Each, Lgth., and various models like ECK14, ECK16, ECK18, ECK110, ECK112.

Other sizes, lengths, and connectors available on request.

CONDULET UNIONS

Table of Condulet Unions showing UNY-Male and UNF-Female unions with columns for No., List, Size, and various models like UNY105, UNY205, UNY305.

EV SERIES LIGHTING FIXTURES

With Globe and Guard

Sealed for safety with threaded joints. Has exclusive shock-absorbing socket.

Table of EV Series Lighting Fixtures with columns for No., Each, Hubs, Watts, and various models like EVA140, EVA240, EVA110.

No. EVA220 can also be used with 300 watt medium base lamp.

REFLECTORS FOR EV SERIES

Table of Reflectors for EV Series with columns for Dome, Shallow, 30° Angle, Watts, No., Each, and various models like EV481, EV181, EV581.

TUMBLER SWITCH CONDULETS



Table of Tumbler Switch Condulets with columns for No., Each, Size, Switch, and various models like EFS1129, EFS2129, EFS1118, EFS2118.

GUSC TUMBLER SWITCH CONDULET

Rating—30 Amp., 250 V. 2 H.P., 115-220 V. A.C. 1 H.P., 460 V. A.C. Nos. GUSC2052-AH Size 3/4" Switch 2-Pole Each \$32.40 Rating—30 Amp., 250 V. 20 Amp., 600 V. 2 H.P., 115-575 V. A.C. Nos. GUSC2013-AH Size 3/4" Switch 3-3-Pole Each 43.80

PUSH BUTTON STATION CONDULETS

Dead End 5 A., 600 V. Thru Feed With momentary contact switches. Name plate "Start-Stop." Nos. EFS115 \$33.60 Size 1/2" Nos. EFSC115 \$34.00 EFS215 33.80 Size 3/4" Nos. EFSC215 34.40

FSQ RECEPTACLE

Interlocked With Switch Switch is operated by action of inserting plug.

Table of FSQ Receptacles with columns for No., Rating, Each, and various models like FSQ223, FP23 Plug, FSQ230, BF19 Plug.

CONDULET ELBOWS

Table of Condulet Elbows with columns for No., Size, Dimen., List, and various models like EL-195, EL-295, EL-395, EL-495.

SEALING FITTINGS

Table of Sealing Fittings with columns for Nos., List, Size, Nos., List, and various models like EYS-16, EYS-26, EYS-36.

SEALING COMPOUND AND FIBER

1-lb. can with 3/4 oz. of fiber. No. Chico A4.....Each \$4.00 1-lb. can without fiber. No. Chico A3.....Each \$2.60

Graybar

Graybar







Graybar

## NATIONAL 4 BY 4 WIREWA



Flangeless, rigid steel with spring latched hinged cover. Knockout clusters for 1/2", 3/4", 1", 1 1/4" and 1 1/2" and alternated with 1/2" and 3/4" clusters on 4 1/2" centers in sides. Black enamel finish.

### 4x4 WIREWA WITH COUPLING

Nos.	Per Length	\$100.00 List Per Length	Length
544-W5	\$10.89	\$9.90	5 ft.
544-W2	6.44	5.86	2 ft.
544-W1	5.46	4.96	1 ft.



### BOX CONNECTOR Coupling and Adapters

No.	Each	\$100.00 List
544A	\$1.58	\$1.44



### ELBOWS WITH COUPLING

Nos.	Each	\$100.00 List	Degrees
544-L-90	\$6.44	\$5.86	90
544-L-45	6.05	5.50	45
544-L-22 1/2	6.05	5.50	22 1/2



### JUNCTION BOXES With Coupling

No.	Each	\$100.00 List
544B-4	\$4.00	\$3.64



### TEE PULL BOXES With Coupling

No.	Each	\$100.00 List
544-TB	\$13.30	\$12.10



### SLIP FITTINGS 10" Min. to 16" Max.

With Couplings

No.	Each	\$100.00 List
544-SF	\$5.98	\$5.44



### NIPPLES With Couplings

Nos.	Each	\$100.00 List	Lgth.
544-N3	\$4.00	\$3.64	3"
544-N6	5.32	4.84	6"



### END CLOSERS

No.	Each	\$100.00 List
544-EC	\$1.08	\$0.98



### HANGERS

No.	Each	\$100.00 List
544-H	\$0.79	\$0.72

## NATIONAL "PLUG-IN" STRIP

### Type CF2 Constant Service



### Type CF3 Switch Controlled

Outlets provided all around a room. Easily installed on top of baseboard or may be mounted any height on flat surface.

CF2 strip with 2 wire outlets comes in 3 foot lengths with outlets every 6 inches or 6 foot lengths with outlets every 6 or 18 inches.

CF3 strip with 3 wire outlets comes in 6 foot lengths with outlets every 18 inches. Outlets can be controlled by the use of a switch on one of the "hot" wires. If switch is connected to the top "hot" wire the top slots of the receptacles are controlled by the switch while the bottom slots give constant service.

"Plug-in" strip is wired with No. 12 wire for 15 ampere 125 volt service.

Nos.	Each	10 @	Length Per Feet	Plug-in Length
CF2-606-18	\$5.70	\$4.70	6	4
CF2-606-6	6.90	5.80	6	11
CF2-603-6	4.70	3.90	3	5
CF3-606-18	7.20	6.00	6	4


"Plug-in" strip fittings for all applications are available. Ask for catalog and installation book.

## METHOD OF CONNECTING CRIMPING TOOL



Connectors and insulators tubes free with every length.


## JUNCTION BOXES



No.	Each	\$100.00 List
NE-600	Each	\$6.30
CF2-618	Each	\$6.30

CF-616 Left and Right hand end feed.  
CF2-617 Left and Rt. hand 90° strt. end feed.  
CF2-618 Center feed.

No.	Each	20 @
CF2-616-L&R	\$1.16	\$0.94 Ea.
CF2-617-L&R	1.16	.94 Ea.
CF2-618	1.90	1.58 Ea.




CF3-618 Center Feed Junction Box.  
CF3-616 Reversible End Feed.

No.	Each	20 @
CF3-616	\$1.52	\$1.26 Ea.
CF3-618	2.10	1.78 Ea.

## NATIONAL "PLUG-IN" STRIP

### ELBOWS



CF2-636 Flat Elbow  
CF2-638 Interior Elbow  
CF2-637 Exterior Elbow

No.	Each	20 @
CF2-636	\$1.48	\$1.26 Ea.
CF2-637	1.48	1.26 Ea.
CF2-638	1.48	1.26 Ea.
CF3-637	1.90	1.58 Ea.
CF3-638	1.90	1.58 Ea.

## COUPLING CAPPING



### CF3-644

No.	Each	20 @
CF2-644	\$0.38	\$0.32 Ea.
CF3-644	.50	.42 Ea.

## END BLANK AND WIRE NUTS



No.	Each	20 @
CF2-680	\$0.42	\$0.34 Ea.



No.	Each	20 @
CF3-680	\$0.50	\$0.42 Ea.

## CUTTING GAUGES

No.	Each
CF2-623	\$3.20
CF3-623	4.20

"Plug-in" Strip fittings for all applications are available. Write for catalog.

## NATIONAL NEPCODUCT



### Under Floor Wiring System

A steel raceway easily installed in all conventional types of floor construction. Furnished in 10 foot lengths with capped outlets every 24 inches. Floor junction boxes with tops for all types of floor covering and accessories are available.

Ask for bulletin giving details regarding installation.

All Items This Page—Cash Discount 5%.

Graybar

Graybar

## SQUARE DUCT



Trough is flanged at both ends. Cover is hinged. Knockouts in sides and back for 1/2" and 3/4" conduit in 2 1/2" duct and for 1/2", 3/4", 1", and 1 1/4" in 4"x4" and 6"x6" duct.

Nos.	Per Length	\$100.00 List Per Length	Size	Length
20241	\$ 4.70	\$ 4.00	2 1/2" x 2 1/2"	1 Ft.
20242	5.60	5.10	2 1/2" x 2 1/2"	2 Ft.
20243	9.30	8.40	2 1/2" x 2 1/2"	5 Ft.
20441	6.60	6.00	4" x 4"	1 Ft.
20442	8.12	7.32	4" x 4"	2 Ft.
20443	13.30	12.00	4" x 4"	5 Ft.
20641	17.70	15.96	6" x 6"	1 Ft.
20642	23.60	21.28	6" x 6"	2 Ft.
20643	37.82	35.20	6" x 6"	5 Ft.

## JUNCTION BOXES

To form T, L or X. Two closing plates included.



Nos.	Each	\$100.00 List	Duct Size
20248	\$4.14	\$3.74	2 1/2"
20448	4.88	4.40	4"
20648	13.30	12.00	6"

## UNIVERSAL BRACKET HANGERS

For mounting trough on side walls.



Nos.	Each	\$100.00 List	Duct Size
20227	\$0.86	\$0.78	2 1/2"
20247	4.88	4.40	4"

## CLOSING PLATES

Nos.	Each	\$100.00 List	Duct Size
20216	\$1.04	\$0.94	2 1/2"
20559	1.22	1.10	4"



## 45 DEGREE ELBOWS

Nos.	Each	\$100.00 List	Duct Size
20245	\$4.88	\$4.40	2 1/2"
20445	7.38	6.66	4"



## BOX FITTINGS

One end fits round hole, other end matches duct.

No.	Each	\$100.00 List	Duct Size
20249	\$8.12	\$7.32	2 1/2"



## PLUGMOLD STRIPS



Lengths with outlets on 6" and 18" centers ready to install wired with No. 12 wire. Each length complete with coupling, connector and wood screws.

Nos.	Each	10 @	Outlets	Length
19306	\$6.58	\$5.42	6, on 6"	3'
19618	6.92	5.78	4, on 18"	6'



## No. 1900 Unwired Plugmold

Blank channel and cover used when receptacles are wired on the job or for fill in between lengths of Wired Plugmold. 1900B Base only needed as channel for Snapicoil.

Nos.	Less than 100 ft.	100 ft.	
1900B	\$14.40 C	\$11.70 C	Channel
1900C	10.00 C	8.70 C	Cover

## SNAPICOILS



## For Use With Unwired Plugmold

Coils of No. 1927 Receptacles wired with No. 12 Type R wire. Attach No. 1900B Channel to surface and use standard No. 1900 fittings. Make connection and snap in wired receptacles. Cover sections cut to fit between receptacles furnished with each coil.

Nos.	Each Coil	Description
19C12	\$24.90	25 foot coil with 25 brown receptacles, wired on 12" centers.
19C12V	27.70	Same except ivory receptacles.
19C18	38.20	50 foot coil with 33 brown receptacles wired on 18" centers.
19C18V	42.00	Same except ivory receptacles.
19C24	30.60	50 foot coil with 25 brown receptacles, wired on 24" centers.
19C24V	33.60	Same except ivory receptacles.
19C36	23.90	50 foot coil with 16 brown receptacles, wired on 36" centers.
19C36V	25.60	Same except ivory receptacles.


## PLUGMOLD FITTINGS

Nos.	Each	Description
<b>Coupling</b>		
1901	\$0.08	5 @ \$0.06 50 @ \$6.10 C
<b>Fibre Bushing</b>		
1902	.04	50 @ 3.80 C 200 @ 3.30 C
<b>End Fitting</b>		
1910A	.40	5 @ .34 20 @ .30
<b>Blank Fitting</b>		
1910B	.16	5 @ .14 20 @ .12
<b>90° Flat Elbow</b>		
1911	.57	10 @ .50
<b>Connector</b>		
1914A	.68	2 @ .56 20 @ .50
<b>Tee</b>		
1915	.70	3 @ .60 30 @ .52
<b>Internal Elbow</b>		
1917	.66	20 @ .56
<b>External Elbow</b>		
1918	.60	10 @ .52
<b>Receptacle</b>		
1927	.84	5 @ .70 50 @ .62
<b>Connector Block</b>		
1930	.56	5 @ .46 20 @ .42
<b>Junction Box</b>		
1942	.74	20 @ .64
<b>Take Off Connector</b>		
1974	1.54	4 @ 1.34
<b>Reducing Connector 1900 to 500</b>		
1989	.80	5 @ .70
<b>Reducing Connector 1900 to 200</b>		
1989A	.80	5 @ .70
<b>Reducing Connector 1900 to 200</b>		
1989E	.32	5 @ .28

## "TAKE-OFF KIT" 200-19

Everything necessary to extend from existing wall outlet to No. 1900.

## No. 1900T Plugtrim



## Nos. 1900T & 1903T

Quarter round for use with No. 1900 Plugmold. No. 1903T Clips are slipped in place and Plugtrim snapped on. Three clips recommended for each 5' length.



**BARE COPPER WIRE**



Solid Soft Drawn

Size	50 Lbs., Per Cwt.	100 Lbs., Per Cwt.	200 Lbs., Per Cwt.	Weight 1000 Ft., Lbs.
12	\$90.00	\$81.98	\$78.08	20
8	88.00	80.52	76.70	50
6	88.00	80.14	76.34	80
4	88.00	79.56	75.78	127

Solid Hard Drawn


8	87.80	80.32	76.50	50
6	87.80	79.94	76.14	80
4	87.80	79.36	75.58	124

Five hundred pounds or more ask for special price.

**MINERALLAC  
CABLE PULLING COMPOUND**

Will not damage the cable or conduit. Economical, a comparatively small amount is sufficient to pull a cable into the conduit. Leaves no residue or soil on hands, may be wiped away with a cloth.

Nos.		Per Can
100-1/2	1/2 gallon	\$3.00
100-1	1 gallon	4.00
100-5	5 gallon	15.00



The GraybaR Tag is symbolic of that integral part of business and living—Distribution; more goods available for more people, conveniently and at lower cost. In this case, it is representative of over 100,000 electrical items, manufactured by over 200 reputable manufacturers and distributed through GraybaR to over 50,000 customers.

**BRADY**

**QUIK-LABELS**

**WIRE MARKERS**



Brady QUIK-LABELS mean faster wire identification. Stick without moistening. Made of durable fabric. Mounted on handy cards. Silicone Plastic coated to resist dirt, grease and moisture. Replace slow and costly string and metal tags. Cost less than "ringing out" or cutting notches in insulation. Over 1000 NEMA electrical symbols, numbers, letters and colors in stock. Choice of 1 1/2" or 3/4" long labels on Stock Cards at no extra cost.

**CONDUIT MARKERS**

Self-adhesive Conduit Markers are made of durable non-conductive cloth for large and small diameter pipe. All NEMA voltages from 110V to 7200V available on Brady Stock Cards. Printed in large black letters on "Alert Orange" background, can be read up to 75 feet. Silicone Plastic coating assures permanent identification—indoors or out.



**PIPE MARKERS**



Anyone who can read knows instantly what is in pipes marked with QUIK-LABEL Pipe Markers. Brady Pipe Markers conform to American Standards Ass'n Pipe Identification. Names of materials printed in large black letters on correct ASA background colors. Can be read up to 75 feet. Markers for over 150 materials, including all materials listed in ASA Standard A13, available on Brady Stock Cards.

Write for complete list of cards and prices.

**WEATHERPROOF COPPER WIRE**

**SOFT DRAWN AND MEDIUM HARD DRAWN—TRIPLE BRAID**



Copper conductor, three cotton braids thoroughly saturated with weatherproof compound, the outer braid being smoothly finished.

Prices Per 1000 Ft.

**SOFT DRAWN—SOLID CONDUCTOR—TRIPLE BRAID**

Packed 500 Ft. in Carton

Nos.	Less Than Coil	Full Coils	Ap. Lbs. Per M Ft.
14	\$34.00 M Ft.	\$30.86	25
12	46.00 M Ft.	40.96	35
10	62.00 M Ft.	55.94	53

Prices Per Cwt.

**Medium Hard Drawn—Solid Conductor—Triple Braid**

Nos.	50 Lbs. Per Cwt.	100 Lbs. Per Cwt.	200 Lbs. Per Cwt.	Weight, Lbs. Per 1000 Ft.
10	\$108.00	\$98.64	\$93.96	53
8	102.00	92.00	87.62	75
6	96.00	87.74	83.58	112
4	94.00	86.28	82.18	164
2	92.00	84.48	80.46	260

**Medium Hard Drawn—Stranded Conductor—Triple Braid**

Nos.	50 Lbs. Per Cwt.	100 Lbs. Per Cwt.	200 Lbs. Per Cwt.	Weight, Lbs. Per 1000 Ft.
1/0	\$92.00	\$82.54	\$78.62	424
2/0	90.00	81.80	77.92	522
3/0	90.00	81.58	77.70	653
4/0	90.00	81.32	77.46	800

Five hundred pounds or more ask for special price.

**TYPE "RR" UNDERGROUND CABLE**

**SINGLE CONDUCTOR—600 VOLT SERVICE**



Approved by Underwriters' Laboratories, Inc., as type "USE" for direct burial in the earth or for use in street ducts.

Made with a high-grade heat and moisture resisting insulation, protected by a tough Neoprene sheath. Resistant to moisture, acid, alkali and oil.

**SINGLE CONDUCTOR—600 VOLT SERVICE**

Size	Less 500 Ft.	500 Ft. @	1000 Ft.	Conductor
14	\$ 7.60 C	\$ 69.50	\$ 66.20	Solid
12	9.00 C	82.20	78.20	Solid
10	10.80 C	98.40	93.80	Solid
8	18.00 C	164.60	156.80	Solid
6	24.20 C	220.00	210.00	Strand
4	33.00 C	300.00	286.00	Strand
2	45.20 C	410.00	390.00	Strand
1	58.80 C	534.00	508.00	Strand
1/0	65.20 C	592.00	564.00	Strand
2/0	80.40 C	730.00	696.00	Strand
3/0	95.20 C	866.00	824.00	Strand
4/0	117.40 C	1008.00	1018.00	Strand
250MCM	153.00 C	1390.00	1324.00	Strand
300MCM	175.40 C	1594.00	1518.00	Strand
350MCM	197.40 C	1794.00	1708.00	Strand
500MCM	260.80 C	2370.00	2258.00	Strand





SERVICE ENTRANCE CABLE



Type SD, Style A—Armored



Type SE, Style U—Unarmored

One cable for the entire service between line or entrance cap to the meter, switch or range receptacle. These types approved by the Underwriters for use without conduit.

TYPE SE, STYLE U—UNARMORED SERVICE ENTRANCE CABLES—600 VOLTS

Price Per 1000 Feet

Total Cond.	Cable Sizes			Coil	1000 Ft.	Shape	O.D. Inches	Wgt. 1000 Ft. Lbs.	Std. Coil Length, Ft.	Entrance Fitting Nos.	Connector Nos.		
	Ins. Cond.	Bare Cond.	Less Coil								2-Screw Type	Nut Type	Strap Nos.
2	1 No. 8	8	\$380.00	\$306.00	\$286.00	Round	.475	189	250	5550	2401A	2204	1341
2	1 No. 6	6	518.00	418.00	388.00	Round	.537	266	250	5550	2401A	2205	1341
3	2 No. 8	8	568.00	458.00	424.00	Oval	.512x.740	342	250	5550	2401B	2214	1344
3	2 No. 6	8	710.00	572.00	532.00	Oval	.556x.828	432	150	5550	2402C	2325	1344
3	2 No. 6	6	752.00	606.00	564.00	Oval	.569x.841	469	200	5550	2402C	2325	1344

SERVICE DROP CABLE—UNARMORED—600 VOLTS

Type SD-SDC. Approved by the Underwriters for use from the pole to the building and down the side of the building either on insulators or in rigid conduit. Cable must be in conduit at least 8 ft. above the ground.

Price Per 1000 Feet

Total Cond.	Cable Sizes			Coil	1000 Ft.	Shape	O.D. Inches	Wgt. 1000 Ft. Lbs.	Std. Coil Length, Ft.	Entrance Fitting Nos.	Connector Nos.		
	Ins. Cond.	Bare Cond.	Less Coil								2-Screw Type	Nut Type	Strap Nos.
2	1 No. 8	8	\$342.00	\$276.00	\$258.00	Round	.405	170	250	5550	2401A	2204	1341
2	1 No. 6	6	476.00	384.00	358.00	Round	.450	255	250	5550	2401A	2205	1341
3	2 No. 8	8	526.00	424.00	396.00	Oval	.430x.685	285	250	5550	2401B	2214	1344
3	2 No. 6	8	652.00	528.00	490.00	Oval	.475x.760	375	200	5550	2402C	2325	1344
3	2 No. 6	6	708.00	572.00	532.00	Oval	.480x.770	415	150	5550	2402C	2325	1344

Sizes in full coils may be assorted to obtain quantity price.

Cash Discount—Service Entrance Cables 2%



SERVICE CABLE FITTINGS

Takes 3 No. 8 Cable or 3 No. 6 Cable.

Nos.	Each	5 @	50 @
5550	\$1.33	\$1.04	\$83.00 C



SERVICE CABLE STRAPS

Malleable Iron

Nos.	Each	50 @	Per 100
1341	\$0.10	\$7.20 C	\$5.80
1344	.12	8.00 C	6.40
1345	.14	8.50 C	6.80

INSIDE BOX CONNECTORS



For connecting service cable to switch or load center inside the building. Squeeze type with shim.

Nos.	Each	25 @	50 @	Size
2008	\$1.15	\$0.90	\$0.72	3/4"
2009	1.54	1.20	.96	1"

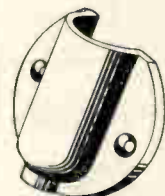
SERVICE ENTRANCE ELBOWS



Made especially for driven ground for services that are grounded on the outside of buildings. The bottom hub is tapped for 1/2" conduit.

Nos.	Each	10 @	50 @	Size, In.
EF-11791	\$2.29	\$2.06	\$1.72	3/4 x 3/4 x 1/2
EF-11792	3.36	3.04	2.53	1 x 1 x 1/2
No.	Each	5 @	20 @	Size, In.
EF-11793	4.14	3.72	3.10	1 1/4 x 1 1/4 x 1/2

SILL PLATES



For Service Entrance Cable

Made of aluminum complete with galvanized wood screws.

Provide metallic protection to the service entrance cable where it enters the house. For three No. 4 and smaller.

With Compound

No.	Each	10 @	Per 100
25235	\$0.52	\$0.48	\$0.40

SERVICE CABLE CONNECTORS



TWO-SCREW TYPE

Nos.	Each	10 @	Per 100	Thread Size, In.
2401A	\$0.84	\$0.72	\$58.00	3/4
2401B	.84	.72	58.00	3/4
2402C	1.15	.90	72.00	1



NUT TYPE

Watertite rubber bushing and metal retainer make tight fit over cable.


Nos.	Each	10 @	Per 100	Thread Size, In.
2204	\$0.84	\$0.72	\$58.00	3/4
2205	.84	.72	58.00	3/4
2214	.84	.72	58.00	3/4
2215	.84	.72	58.00	3/4
2325	1.15	.90	72.00	1
2326	1.15	.90	72.00	1







# GENERAL PURPOSE SWITCHES



30 ampere, not quick make or break.

60-200 ampere quick break only.

Single throw.

### 250-Volt—2-Pole—Fusible

Square D Nos.	Trumbull Nos.	Bulldog Nos.	Each	\$100.00 List	Amps.
D98251	24221	334221-S	\$ 5.88	\$ 5.35	30
D96252	24222	334222	12.48	11.35	60
D96253	24223	334223	27.94	25.40	100
D96254	24224	334224	51.70	47.00	200

### 250-Volt—3-Pole—Fusible

Square D Nos.	Trumbull Nos.	Bulldog Nos.	Each	\$100.00 List	Amps.
D96351	24321	334321-S	12.10	11.00	30
D96352	24322	334322	17.32	15.76	60
D96353	24323	334323	31.90	29.00	100
D96354	24324	334324	70.40	64.00	200

400-600 ampere—listed under Type "C" switches.

### 250-Volt—2-Pole—Not Fusible

Square D Nos.	Trumbull Nos.	Bulldog Nos.	Each	\$100.00 List	Amps.
D91251	12221	337221-S	4.34	3.96	30
D91252	12222	337222	13.20	12.00	60
D91253	12223	337223	26.62	24.20	100
D91254	12224	337224	38.50	35.00	200

### 250-Volt—3-Pole—Not Fusible

Square D Nos.	Trumbull Nos.	Bulldog Nos.	Each	\$100.00 List	Amps.
D91351	12321	337321-S	8.86	8.06	30
D91352	12322	337322	15.96	14.50	60
D91353	12323	337323	29.26	26.60	100
D91354	12324	337324	51.70	47.00	200

### MAINS WITH SOLID NEUTRAL

#### 250-Volt—3-Wire Fusible—2 Fuses

Square D Nos.	Trumbull Nos.	Bulldog Nos.	Each	\$100.00 List	Amps.
D97311	23321	336321-S	5.18	4.70	30
D97312	23322	336322	12.48	11.36	60
D97313	23323	336323	29.26	26.60	100
D97314	23324	336324	63.80	58.00	200

### SWITCHES WITH DEAD-FRONT SHIELDS



Swing-out interior with side operated handle. For use as service equipment.

### 30 Amps—125 Volts—Plug Fuses

#### MAINS WITHOUT NEUTRAL

Nos.	Each	\$100 List	Poles	Fuses
93211-WII	\$5.66	\$5.16	2	2

#### SOLID NEUTRAL MAINS

Nos.	Each	\$100 List	Poles	Fuses
97211-WH	6.54	5.96	2	1
97311-WH	7.76	7.06	3	2

### ROTOR DISC TYPE

Front operated toggle handle small in size with liberal wiring space.



### MAINS WITHOUT NEUTRAL

#### 30 Amperes—125/250 Volts—Plug Fuses

Nos.	Each	\$100.00 List	Poles	Fuses
93211	\$4.68	\$4.26	2	2

### SOLID NEUTRAL MAINS

#### 30 Amperes—125 Volts—Plug Fuses

Nos.	Each	\$100.00 List	Poles	Fuses
90211-M	\$3.96	\$3.60	2	1
90311	5.18	4.70	3	2



### MAINS WITHOUT NEUTRAL

#### 30 Amperes—250 Volts—Cartridge Fuses

Nos.	Each	\$100.00 List	Poles	Fuses
93251	\$5.88	\$5.36	2	2

### SOLID NEUTRAL MAINS

#### 30 Amperes—250 Volts—Cartridge Fuses

Nos.	Each	\$100.00 List	Poles	Fuses
90351	7.38	6.70	3	2
34302	12.48	11.36	3	2

### STATIONARY INTERIOR



Interior securely mounted in cabinet with side operating handle. Cabinet provides liberal wiring space.

### MAINS WITHOUT NEUTRAL

#### 30 Amperes—125/250 Volts—Plug Fuses

Nos.	Each	\$100.00 List	Poles	Fuses
D99211	\$4.68	\$4.26	2	2

#### 30 Amperes—250 Volts—Cartridge Fuses


D98251	5.88	5.36	2	2
--------	------	------	---	---

### SOLID NEUTRAL MAINS

#### 30 Amperes—125 Volts—Plug Fuses

D97211	3.96	3.60	2	1
D97311	5.18	4.70	3	2

### SQUARE D



With side operating handle. Interior on hinge support, swings out of box for easy wiring. Provides liberal space for attaching conduit.

### MAINS WITHOUT NEUTRAL

#### 30 Amperes—125/250 Volts—Plug Fuses

Nos.	Each	\$100.00 List	Poles	Fuses
99311	\$9.76	\$8.80	3	3

### SOLID NEUTRAL MAINS

#### 30 Amperes—125 Volts—Plug Fuses

97211WH	6.54	5.96	2	1
97311WH	7.76	7.06	3	2

#### 30 Amperes—250 Volts—Cartridge Fuses

97351	7.32	6.56	3	2
99351	9.00	10.00	3	3

**BULLDOG -- VACU -- BREAK  
MASTER SAFETY SWITCHES**



Fill all needs for any Type A, C, or D Switches from one great line

**NEW CATALOG NUMBERS AND OLD NUMBERS THEY REPLACE**

\* 250 Volt, 3 Pole Switches may be used for 2 Pole applications by wiring two fusible poles only and ignoring the neutral or the third fusible pole, as the case may be.

**FUSIBLE—250 VOLTS OR LESS**

Ampere Rating	2 Fuse, 2 or 3 Pole* (Solid Neutral)		3 Fuse, 3 Pole		3 Fuse, 4 Pole (Solid Neutral)		4 Fuse, 4 Pole	
	New Cat. No.	Old Cat. No.	New Cat. No.	Old Cat. No.	New Cat. No.	Old Cat. No.	New Cat. No.	Old Cat. No.
30	<b>SN-321</b> Std. Hp. Rating 230V. AC.....2 250V. DC.....5 Each..... <b>\$15.60</b> \$100.00 List.. <b>\$14.40</b>	114221S 114221 116321S 116321 224221S 224221 226321S 226321 334221S 336221S 336321S	<b>F-321</b> Std. Hp. Rating 230V. AC.....3 Each..... <b>\$17.56</b> List \$100.00.. <b>\$16.20</b>	114321S 114321 224321S 224321 334321S	<b>SN-421</b> Std. Hp. Rating 230V. AC.....3 Each..... <b>\$22.10</b> \$100.00 List.. <b>\$20.40</b>	116421 226421 336421	<b>F-421</b> Std. Hp. Rating 230V. AC.....3 Each..... <b>\$33.80</b> \$100.00 List.. <b>\$31.20</b>	114421 224421 334421
60	<b>SN-322</b> Std. Hp. Rating 230V. AC.....5 250V. DC.....10 Each..... <b>\$26.64</b> \$100.00 List.. <b>\$24.60</b>	114222 116322 224222 226322 334222 336322	<b>F-322</b> Std. Hp. Rating 230V. AC.....7½ Each..... <b>\$31.20</b> \$100.00 List.. <b>\$28.80</b>	114322 224322 334322	<b>SN-422</b> Std. Hp. Rating 230V. AC.....7½ Each..... <b>\$36.40</b> \$100.00 List.. <b>\$33.60</b>	116422 226422 336422	<b>F-422</b> Std. Hp. Rating 230V. AC.....10 Each..... <b>\$48.10</b> \$100.00 List.. <b>\$44.40</b>	114422 224422 334422
100	<b>SN-323</b> Std. Hp. Rating 230V. AC.....10 250V. DC.....15 Each..... <b>\$41.60</b> \$100.00 List.. <b>\$38.40</b>	114223 116323 224223 226323 334223 336323	<b>F-323</b> Std. Hp. Rating 230V. AC.....15 Each..... <b>\$48.12</b> \$100.00 List.. <b>\$44.40</b>	114323 224323 334323	<b>SN-423</b> Std. Hp. Rating 230V. AC.....15 Each..... <b>\$57.20</b> \$100.00 List.. <b>\$52.80</b>	116423 226423 336423	<b>F-423</b> Std. Hp. Rating 230V. AC.....20 Each..... <b>\$78.00</b> \$100.00 List.. <b>\$72.00</b>	114423 224423 334423
200	<b>SN-324</b> Std. Hp. Rating 230V. AC.....15 250V. DC.....30 Each..... <b>\$75.40</b> \$100.00 List.. <b>\$69.60</b>	114224 116324 224224 226324 334224 336324	<b>F-324</b> Std. Hp. Rating 230V. AC.....30 Each..... <b>\$83.20</b> \$100.00 List.. <b>\$76.80</b>	114324 224324 334324	<b>SN-424</b> Std. Hp. Rating 230V. AC.....30 Each..... <b>\$100.20</b> \$100.00 List.. <b>\$91.20</b>	116424 226424 336424	<b>F-424</b> Std. Hp. Rating 230V. AC.....30 Each..... <b>\$140.40</b> \$100.00 List.. <b>\$129.60</b>	114424 224424 334424
400	<b>SN-325</b> Std. Hp. Rating 230V. AC.....30 250V. DC.....50 Each..... <b>\$165.10</b> \$100.00 List.. <b>\$152.40</b>	14225 16325 24225 26325	<b>F-325</b> Std. Hp. Rating 230V. AC.....50 Each..... <b>\$174.20</b> \$100.00 List.. <b>\$160.80</b>	14325 24325	<b>SN-425</b> Std. Hp. Rating 230V. AC.....50 Each..... <b>\$213.20</b> \$100.00 List.. <b>\$196.80</b>	16425 26425	<b>F-425</b> Std. Hp. Rating 230V. AC.....50 Each..... <b>\$260.00</b> \$100.00 List.. <b>\$240.00</b>	14425 24425
600	<b>SN-326</b> Each..... <b>\$319.00</b> \$100.00 List.. <b>\$295.20</b>	14226 16326 24226 26326	<b>F-326</b> Each..... <b>\$344.50</b> \$100.00 List.. <b>\$318.00</b>	14326 24326	<b>SN-426</b> Each..... <b>\$380.90</b> \$100.00 List.. <b>\$351.60</b>	16426 26426	<b>F-426</b> Each..... <b>\$477.10</b> \$100.00 List.. <b>\$440.40</b>	14426 24426
800			<b>F-327</b> Each..... <b>\$639.60</b> \$100.00 List.. <b>\$590.40</b>	14227 14327				
1200			<b>F-328</b> Each..... <b>\$819.00</b> \$100.00 List.. <b>\$756.00</b>	14228 14328				

Reduces hundreds of confusing, chaotic switch catalog items to just 38 . . . saves time, money, effort in ordering, stocking, selecting, installing type A, C and D switches in your selling, contracting or plant maintenance.

Graybar

Graybar

Graybar

BULLDOG -- VACU -- BREAK

MASTER SAFETY SWITCHES

NEW CATALOG NUMBERS AND OLD NUMBERS THEY REPLACE

\* 575 Volt, 3 Pole Switches may be used for 2 Pole applications by wiring two fusible poles ONLY and ignoring the third fusible pole.

575 VOLTS OR LESS

575 VOLTS OR LESS

FUSIBLE

NOT FUSIBLE

Table with columns for Ampere Rating, New Cat. No., Old Cat. No., and 2 or 3 Pole. Rows include models F-351, F-352, F-353, F-354, F-355, F-356, F-357, and F-358.

Old Bulldog Catalog Nos. (With cross reference to new master catalog Nos.)

Table with columns for Obsolete Cat. No., New Master Cat. Nos., Obsolete Cat. No., and New Master Cat. Nos. Lists various model numbers and their corresponding new master catalog numbers.

ALL THE FAMOUS BULLDOG FEATURES

- Exclusive Vacu-Break principle of circuit rupturing
Self-aligning clampmatic contacts
Voidable cover interlock
Anti-creege corrugations on switch bases and arc chambers
Solderless cable terminals
Horsepower-rated

- Silver-surfaced current-carrying parts
Ample supply of conveniently located concentric K.O's.
Quick-make and quick-break
Spring-reinforced fuse grips
Rear wiring gutters in 400-ampere and larger switches
Generous wiring space in all switches






SQUARE D FUSE CABINETS

With liberal wiring space provided for ease in making connections.

Mains: 2 or 3-wire, 125-250 volts, solid neutral, lugs only.



Branches: 30 amperes, 125 volt, single plug fuses.

Flush Nos.	Surface Nos.	Each	\$100.00 List	Cir-cuits	Ht., In.	Wd., In.
37221	39211	\$4.56	\$4.16	2	6 5/8	6 3/8
37421	39411	6.10	5.56	4	6 5/8	6 3/8
37621	39611	10.24	9.30	6	11 1/8	7 3/8
37821	39811	13.92	12.66	8	14 1/8	7 3/8
37021	39011	37.30	18.66	10	15 1/4	7 3/8
37121	39111	27.84	25.30	12	16 7/8	7 3/8

"SQUARE D" SERVICE EQUIPMENT



SQ. D TEST BLOCK IN CURRENT TRANSFORMER CABINETS

Same test block is used for 200, 400 and 600 ampere service.

	Each	\$100.00 List
No. 12461—Test block, 30 amperes, 250-600 volt.....	\$16.22	\$14.62

CURRENT TRANSFORMER CABINET For 200-ampere single-phase service.

No. SK-2256—Dimensions	Each	\$100.00 List
18 5/8" x 18 5/8" x 9 1/2" .....	\$37.40	\$34.00

For 400 and 600-ampere single-phase and 200, 400 and 600-ampere three-phase service.

No. 13992—Dimensions	Each	\$100.00 List
32 5/8" x 24 5/8" x 10 1/8" .....	41.48	\$37.40

St L 32

All items on this page—cash discount 2%.

HEINEMAN OUTDOOR SERVICE EQUIPMENT



Magnetic Circuit Breaker. Outdoor type, steel enclosure, for main disconnect. Installed on pole or building. 125 volts A.C.

Nos.	Each	\$100.00 List	Number Breakers	Amps.
MH801-35	\$16.10	\$14.96	1	35
MH802-35	20.92	19.44	2	35
MH802-50	20.92	19.44	2	50
MH802-70	22.86	25.88	2	70
H1002-100	39.90	37.04	2	100

INDUSTRIAL BUSWAYS



The modern enclosed busbar method of electrical power distribution. It incorporates all the advantages of the conventional type systems with such additional features as:

**Economy:** The very nature of the system, as well as the close attention to design detail, makes this system extremely economical to install.


**Flexibility:** Outlets are provided frequently throughout the entire run, making it possible to economically and quickly add new machinery or rearrange machinery as production demands vary.

**Salvability:** Because of its sectionalized construction it may be quickly moved from one part of a plant to another without the necessity of discarding any of the material.

**Long Life:** Long life is insured because of the permanency of the material used in its manufacture: steel, porcelain and copper.

**Safety:** All conductors are enclosed in a rugged steel housing.

MOBILE BUSWAYS



For distribution of power where a movable or traveling form of power take-off is desirable. It is ideal for feeding portable tools over an assembly line. It is used to feed power to cranes, hoists or any other moving electrical load.

Mobile Busways incorporate all the features of Industrial Busways plus mobility.

Completeness of variety and size of components makes possible the solution of any industrial installation.

Because of number and sizes of items involved, lack of space prevents our listing them in this catalog.


GraybaR distributes the products of the following manufacturers:

- Bulldog Electric Products Co.
- National Electric Products Co.
- Square D Co.
- Trumbull Electric Mfg. Co.

We will gladly furnish bulletins pertaining to Busway systems and assist you in the solution of your application problems.

Graybar

## SQUARE D LIGHTING PANELS



**Branches:**  
30 amp. S. P. t u m b l e r switches with plug fuse connections.

**Mains:** 2 or 3 wire, 125-250-volt. Main lugs only.

**Box:** Galvanized code steel 17" wide, 4 1/4" deep, 4" gutter.

**TYPE NTP—Single Fused Circuits**

Nos.	Each	Mains Amp.	Branches	Box Height In.
NTPR20-3L	\$118.80	100	20	29
NTPR24-3L	144.10	200	24	32
NTPR28-3L	157.30	200	28	35
NTPR32-3L	171.60	200	32	38
NTPR36-3L	196.90	200	36	41
NTPR40-3L	213.40	200	40	44

Panels for cartridge fused branches can be supplied at same price.

Panels with double fused branches and main switch can be supplied at additional price.

Always specify flush or surface trim.



**TYPE NRP-3 WITH DOOR AND LOCK**  
100 Amp. Mains, Boxes 12" Width—4" Deep

Nos.	Each	100 List	Circuits	Height In.
NRP08-3L	\$39.04	\$35.20	8	16 3/4
NRP12-3L	48.80	44.00	12	20 1/4
NRP16-3L	57.34	51.70	16	24 3/4
NRP20-3L	67.10	60.50	20	28 1/4
NRP24-3L	76.86	69.30	24	33 1/4

Specify Flush or Surface.



## NMO LIGHTING PANELS

With "Plug-In" Breaker Branches

Mains: 200 Ampere, 3 wire S/N, 120/240 volts single phase. Main lugs only.

Branches: Single Pole 15 Amp, 120 volts, 2 wire S/N breakers.

Box: 15" wide, 4 1/2" deep.

Nos.	Each	Branches	Box Height In.
NMO-28-3L	\$236.50	28	34"
NMO-30-3L	248.60	30	34"
NMO-32-3L	260.70	32	34"
NMO-34-3L	272.80	34	38"
NMO-36-3L	284.90	36	38"
NMO-38-3L	297.00	38	38"
NMO-40-3L	309.10	40	38"
NMO-42-3L	321.20	42	44"

Can be supplied with main breaker at additional price.

Both MO panelettes and NMO panels use same "plug-in" units for other than 15 ampere branches.

Always specify flush or surface trim.

Graybar

## NEW SQUARE D MHP PLUG-IN BREAKER POWER PANELETTE

Available in 200 or 400 Amp., 1  $\phi$  3 wire, 3  $\phi$  3 wire and 3  $\phi$  4 wire with 15, 20, 30, 40, 50, 70 and 100 Amp., branches. 1  $\phi$ , 2  $\phi$  or 3  $\phi$  breakers available. Compact, flexible and available for your power panel requirements. Check with your Graybar salesman for complete data.

## SQUARE D FUSIBLE LOAD CENTERS

Branches: 30 amp. SP Tumbler Switches Plug Fusible.

Mains: 2 or 3 Wire, 125-250 Volt AC. Main Lugs only.


Box: 12" Wide, 4" Deep.

Nos.	Each	100 List	Mains Amp.	Branches	Box Hgt. In.
NTPS08-3L	\$31.72	\$28.60	60	8	12 1/2
NTPS12-3L	61.00	55.00	60	12	16
NTPS16-3L	81.74	73.70	100	16	21
NTPS20-3L	98.82	89.10	100	20	24


Specify Flush or Surface.




MHP Box




MHP Basic Device



MHP Plug in Strips



MHP Front



Complete MHP Device

All items on this page—cash discount 2%.

Graybar

# SQUARE D MULTI-BREAKERS PANELETTES AND LOAD CENTERS — FLEXIBILITY

## 1-42 CIRCUITS

Square D developed the Multi-breaker for the switching and protection of lighting and appliance circuits in homes, stores, offices, schools, commercial buildings and industrial plants. The simple mechanism lends itself to inexpensive grouping of poles—thus, the Multi-breaker name.

Multi-breakers are Underwriters' approved as service entrance equipment as well as for general use on lighting and appliance circuits.

**2-Way Protection.** THERMAL element holds harmless momentary overloads but trips on continuous overcurrents before wire insulation is damaged. MAGNETIC element trips quickly on "shorts" to localize damage.

**Both Elements are needed for Complete Protection!**

**Repeat Protection.** No parts burn out—nothing to replace.

**Non-Tamperable.** Factory test tripped and sealed.

**Safe.** No live parts exposed. Anyone can operate them.

**Switching means and circuit protection are both provided.**

**Compact.** Room for expansion without excessive space.

**Attractive.** Can be installed in most convenient location.

**Simple Mechanism** has few moving parts and no coils or links to burn out.



Raintight Enclosure

See Page 31 for separately listed Hubs and Blank Caps.

## MULTI-BREAKER LOAD CENTERS One, Two and Four Circuits



Nos.	Each	\$100 List	Branches
MO-1. 30 Amp. Mains, 2 Wire			S/N 120 Volts A.C.
161101	\$ 4.56	\$ 4.12	1-15 Amp. S.P.
161102	4.56	4.12	1-20 Amp. S.P.
161103	4.56	4.12	1-30 Amp. S.P.



MO-2. 30 Amp. Mains, 3 Wire	Each	\$100 List	S/N 120/240 V. A.C.
161711	\$ 6.88	\$ 6.20	2-15 Amp. S.P.
161722	6.88	6.20	2-20 Amp. S.P.
161733	6.88	6.20	2-30 Amp. S.P.
161712	6.88	6.20	1-15, 1-20 Amp. S.P.



MO-4. 50 Amp. Mains, 3 Wire	Each	\$100 List	S/N 120/240 V. A.C.
181111	\$14.76	\$13.30	4-15 Amp. S.P.
182222	14.76	13.30	4-20 Amp. S.P.
183333	14.76	13.30	4-30 Amp. S.P.
181112	14.76	13.30	3-15, 1-20 Amp. S.P.
182211	14.76	13.30	2-15, 2-20 Amp. S.P.
			Handle Tie for MO-4 Only
10HT	\$ 0.12	\$ 0.10	

## MAIN SERVICE BREAKERS

A main disconnect and protective device for use ahead of load centers.

3 Wire S/N 120/240 Volts A.C.

Type	Nos.	Each	\$100 List
MM	16744	\$12.80	\$11.60
MM	16755	12.80	11.60
M2	333270	43.92	39.60
M2	333216	43.92	39.60

Specify Flush or Surface.



## TYPE MO-8 "AD-ON" MULTI-BREAKER LOAD CENTERS

70 Ampere Mains, 3 Wire S/N 120/240 Volts A.C.



Basic Device



Selected Ad-On Breakers



Flush or Surface Cover



Complete Device

### Ad-On Basic Device Only—No Cover

70 Ampere Mains, 3 Wire S/N 120/240 Volts A.C.

Nos.	Each	\$100 List	
21111	\$20.20	\$18.20	1—15 Amp. S.P.
22222	20.20	18.20	4—20 Amp. S.P.
21112	20.20	18.20	3—15, 1—20 Amp. S.P.
29411	20.20	18.20	2—15 Amp. S.P.
			1—40 Amp. D.P.
29422	20.20	18.20	2—20 Amp. S.P.
			1—40 Amp. D.P.
29511	20.20	18.20	2—15 Amp. S.P.
			1—50 Amp. D.P.
29522	20.20	18.20	2—20 Amp. S.P.
			1—50 Amp. D.P.
29533	20.20	18.20	2—20 Amp. S.P.
			1—50 Amp. D.P.

Basic device consists of a four circuit block with box. Maximum of 4—"Ad-On" units can be added to obtain a total of eight single pole circuits. Adjacent single pole breakers may be converted to double pole by using handle tie No. 40HT. Two pole "Ad-Ons" can only be added in lower left position. For complete "Ad-On" load center select the proper basic device, then add any additional units required. Specify flush or surface cover—not included in basic device price.


### Ad-On Breaker Units

No.	Each	\$100 List	Cover, Trims
115A	\$3.06	\$2.76	15 Ampere S.P.
120A	3.06	2.76	20 Ampere S.P.
130A	3.06	2.76	30 Ampere S.P.
215A	7.32	6.60	15 Ampere D.P.
220A	7.32	6.60	20 Ampere D.P.
230A	7.32	6.60	30 Ampere D.P.
240A	7.32	6.60	40 Ampere D.P.
No.	Each	\$100 List	
2F	\$1.46	\$1.32	Flush
2S	1.46	1.32	Surface
			Handle Tie
40HT	\$0.12	\$0.10	
			Handle Lockoff
SK5400	\$0.74	\$0.66	

## "PLUG-IN" MULTI-BREAKER LOAD CENTERS TYPE MO-12 AND MO-20 — 100 AMPERE MAIN LUGS ONLY



Basic Device



Selected Plug-in Breakers



Flush or Surface Cover



Complete Device

Plug-in Basic Device Only—No Cover With 4-15 Ampere Single Pole Breakers—1 Phase 3 Wire and 3 Phase 4 Wire.

No.	Each	3 Wire S/N \$100 List	Type Device	Max. No. Circuits	No. Poles Included	Type Enclosures	No.	Each	4 Wire S/N \$100 List
4123	\$32.46	\$29.26	MO-12	12	4-15A. S.P.	Gen. Purpose Raintight	4124	\$43.18	\$38.94
RO-4123	48.80	44.00					RO-4124	57.34	51.70
6203	45.94	41.42	MO-20	20	4-15A. S.P.	Gen. Purpose Raintight	6204	56.92	51.32
RO-6203	63.44	57.20					RO-6204	74.42	67.10

For Raintight Devices select proper Hub or Blank Cap from Page 31.

Hubs and Blank Caps are stocked separately, 50 Amp. D.P. Block can be used as Main Breaker. Specify Flush or Surface.

Covers—With Knockouts for Future Circuits.

Accessories


For Type	Mounting	No.	Each	\$100 List
MO-12	Flush	4F	\$2.92	\$2.64
	Surface	4S	2.92	2.64
MO-20	Flush	6F	4.46	4.02
	Surface	6S	4.46	4.02

No.	Each	\$100 List
Handle Ties—For D.P. Circuits....10-HT	\$0.12	\$0.10
Handle Lock-off .....SK-5400	.74	.66

## CIRCUIT BREAKER LIGHTING PANELETTES WITH PLUG-IN TYPE MO-4 MULTI-BREAKER BRANCHES




Basic Device



Selected Plug-in Breakers



Flush or Surface Cover



Complete Device

Mains: 120/240 Volts, A.C. 1/3W. or 120/208 Volts A.C. only.

Boxes: 12" Wide, 4 1/2" Deep.

Branches: Single Pole, 15 Amp., 120 V., 2-Wire S/N Breakers.

Fronts: Trim with Door, Lock and Knockouts for addition of future circuits.

Basic Device Only			Trim Only			Max. No. of 15 or 30 A. Single Poles Available	No. of Single Poles Included	Amp. Cap. if Mains	Box Hgt. (Ins.)
Numbers	Each	\$100 List	Numbers	Each	\$100 List				
<b>MAINS: LUGS ONLY, 1 PHASE 3W. S/N</b>									
P17-123	\$52.46	\$47.30	P17F or S	\$29.28	\$26.40	12	4-15A.	100	17
P23-204	78.30	71.50	P23F or S	31.72	28.60	20	4-15A.	100	23
P29-283	78.08	70.40	P29F or S	41.48	37.40	28	4-15A.	200	29
<b>MAINS: 2 POLE CIRCUIT BREAKER, 1 PHASE 3W. S/N</b>									
P23-123M	90.28	81.40	P23MF or S	37.82	34.10	12	4-12A.	100	23
P29-203M	101.26	91.30	P29MF or S	45.14	40.70	20	4-15A.	100	29
<b>MAINS: 3 POLE CIRCUIT BREAKER, 3 PHASE 4W. S/N</b>									
P23-124M	90.28	81.40	P23MF or S	37.82	34.10	12	4-15A.	50	23
P29-204M	.....	134.20	P29MF or S	45.14	40.70	20	4-15A.	100	29

Plug-in Breakers 120/240 Volts A.C.

Numbers	Each	\$100 List	Amp. Rating by Circuit Position			
			1	2	3	4
MO-481100	\$ 8.54	\$ 7.70	15	15	....	....
MO-481111	12.20	11.00	15	15	15	15
MO-481112	12.20	11.00	15	15	15	20
MO-481122	12.20	11.00	15	15	20	20
MO-489411	12.20	11.00	15	15	40	40
MO-489511	12.20	11.00	15	15	50	50
MO-482233	12.20	11.00	20	20	30	30
Numbers	Each	\$100 List	1	2	3	4
MO-483333	\$12.20	\$11.00	30	30	30	30
MO-489400	8.54	7.70	40	40	....	....
MO-489594	12.20	11.00	40	40	50	50
MO-489500	8.54	7.70	50	50	....	....
MO-489595	12.20	11.00	50	50	50	50
MO-480000	2.92	2.64	Dummy Plug-in Unit			

To Basic Devices and Covers listed above, select proper Plug-in Breaker Blocks listed on this page. Use Handle Tie 10-HT to convert any two adjacent single pole to double pole breakers. Specify Flush or Surface.

All Items on This Page—Cash Discount 2% World Radio History

# BULLDOG PUSHMATIC ELECTRI-CENTERS

Graybar

Pushbutton operated circuit breaker. "ON" and "OFF" indication on each individual Pushmatic Unit. Quick-break and positive-make operation. A PUSH of the operating button is all that is required for either "ON" or "OFF" switching. Even the "ON" operation after automatic tripping is accomplished by the push of the button type handle. Pushmatic units are completely flexible and are designed for easy insertion and removal. Boxes and trims are gray enamel finish.

## THERMAL MAGNETIC TRIP TYPE



2-circuit  
8 1/2"x6"x3 1/4"

1 Phase, 3 Wire, 120-240V. A.C. Insulated (Groundable) Neutral.




Main Wire Grips 50 Amp. (Max.)

Two 1-Pole Thermal Pushmatics (50 Amp. Only) assembled complete in Box No. 5 (but without Front).

	Cat. No.	Each	\$100.00 List
BOX AND INTERIOR WITH 2—50 AMP.—1P—PUSHMATICS.....	5320	\$11.70	\$10.80
FRONT (Flush Type—FF5 or Surface Type FS5).....		1.30	1.20

One 2-Pole Tie Handle is included with this assembly if specified.



4-circuit  
8 1/4"x6"x3 1/4"

1 Phase, 3 Wire, 120-240V. A.C. Insulated (Groundable) Neutral.




Main Wire Grips 50 Amp. (Max.)

Four 1-Pole Thermal PUSHMATICS assembled complete in Box No. 4 (without Front).

BOX AND INTERIOR WITH 4—15 AMP.—1P—PUSHMATICS.....	4340	19.50	18.00
FRONT (Flush Type—FF4 or Surface Type FS4).....		1.30	1.20

One 2-Pole Tie Handle is included with this assembly if specified.



8-circuit  
12"x7 1/2"x3 1/2"

1 Phase, 3 Wire, 120-240V. A.C. Insulated (Groundable) Neutral.



Main Wire Grips 70 Amp. (Max.)

Two 1-Pole, 15-Amp. Thermal PUSHMATICS (with space for 6 additional 1-Pole PUSHMATICS) assembled in Box No. 8 (but without Front).

BOX AND INTERIOR WITH 2—15 AMP.—1P—PUSHMATICS.....	8320	14.04	12.96
FRONT (Flush Type FF8 or Surface Type FS8).....		1.56	1.44
FOR EACH ADDITIONAL 15 Amp. to 50 Amp. Thermal Pushmatic .....		3.90	3.60



14 Circuit  
20 1/4"x10 3/4"x3 3/4"

1 Phase, 3 Wire, 120-240V. A.C. Insulated (Groundable) Neutral.



Main Wire Grips 100 Amp. (Max.)

Four 1-Pole 15 Amp. Thermal PUSHMATICS (with space for 8 additional 1-Pole PUSHMATICS) assembled in Box CM24 (but without FRONT).

BOX AND INTERIOR WITH 4—15 AMP.—1P—PUSHMATICS .....	PB304-14-L	29.90	27.60
FRONT (Flush Type PMF20 or Surface Type PMS20).....		3.90	3.60
FOR EACH ADDITIONAL 15 to 50 Amp. Thermal Pushmatic Units .....		3.90	3.60

1 Phase, 3 Wire, 120-240V. A.C. Insulated (Groundable) Neutral.

Main Wire Grips 100 Amp. (Max.)

Four 1-Pole 15 Amp. Thermal PUSHMATICS (with space for 16 additional 1-Pole PUSHMATICS) assembled in Box CM28 (24 1/4"x10 3/4"x3 3/4") (but without FRONT).

BOX AND INTERIOR WITH 4—15 AMP.—1P—PUSHMATICS .....	PB304-20-L	42.90	39.60
FRONT (Flush Type PMF24 or Surface Type PMS24).....		5.20	4.80
FOR EACH ADDITIONAL 15 to 50 Amp. Thermal Pushmatic Unit .....		3.90	3.60

Above Pushmatic Units also available in 3-Phase, 4 Wire in either 14 or 20 Circuit.

## 1-POLE† INDIVIDUAL PUSHMATIC UNITS

(For use in Boxes 4 and 8; also XPB, P1B, P2B, P3B and NPB Electri-Centers)

TYPE	CATALOG NUMBERS					Each	100 List
	15A	20A	30A	40A	50A		
THERMAL MAGNETIC .....	11115	11120	11130	11140	11150	\$3.90	\$3.60
THERMAL ULTRA MAGNETIC							
Without Ambient Compensator....	31115	31120	31130	31140	31150	4.82	4.44
With Ambient Compensator.....	41115	41120	41130	41140	41150	6.24	5.76

## ACCESSORIES AND DEVICES

	Cat. No.	Each
2-Pole Tie-Handle .....	PTH-2	\$0.66
Blank Filler Plate.....	PFP-2	.20
Handle Locking Device.....	PHL-1	.40

†For 2-Pole, order unit of same type and rating, plus Tie-Handle for joining the two units.



Graybar

Graybar

## BULLDOG UNIVERSAL TYPE TROL-E-DUCT




Rated Capacity  
50 A., 250 Volt

Universal Trol-E-Duct provides a Flexible wiring system, in contrast to the old fixed outlet system. It consists of standardized duct sections enclosing copper bus bars into which can be inserted Plugs and Trolleys for feeding current to lights and small tools.

Nos.	Length Feet	Each	Nos.	Length Feet	Each
D710	10	\$10.80	D705	5	\$9.00
D708	8	10.80	D703	3	6.60
			D701	1	4.20

### TROLLEYS

Nos.	Type	List Each
TTG712	Terminal Trolley with Cord Clamp and Ground Screw.....	\$4.80
RTG712	Receptacle Trolley with Cord Clamp and Ground Screw.....	4.80
RTG713	Receptacle Trolley with Ground Screw but without cord clamp..	4.20



RTG712

### TWISTOUT PLUGS



TPG712

Nos.	Type	Each
TPG712	Terminal Plug with Cord Clamp and Ground Screw....	\$3.00
RPG712	Receptacle Plug with Cord Clamp and Ground Screw....	3.00
RPG713	Receptacle Plug without Cord Clamp, with Grd. Screw	2.40

### HANGERS



H210-2

Nos.	Type	Each
H710-0	Without Hooks .....	\$0.18
H210-2	With 1 1/4" Hooks .....	.48
H210-4	With 3/4" Hooks .....	.48

## BULLDOG FUSIBLE MAIN SERVICE SWITCHES FOR SINGLE PHASE SERVICE



These switches have 60 Amp. SAF-to-Fuse Pullout main switch. Also a 60 Amp. SAF-to-FUSE Pullout range circuit and single fused lighting circuits.

### SURFACE MOUNTING MAIN AND RANGE SWITCHES IN SERIES

3 Pole, 60 Amp., Solid Neutral  
125/250 V. A.C. Solderless Main Lugs

Nos.	Each	\$100.00 List	Range Circuits	Lighting Circuits
551204	\$17.68	\$16.32	1	4
551206	27.30	25.20	1	6
551208	35.76	33.00	1	8

For FLUSH mounting change second digit to "6"—same price as Surface.

### SURFACE MOUNTING MAIN AND RANGE SWITCHES IN PARALLEL

3 Pole, 100 Amp., Solid Neutral  
125/250 V. A.C. Solderless Main Lugs  
60 Amp. Main Switch controls lighting circuit only.

Nos.	Each	\$100.00 List	Range Circuits	Lighting Circuits
551204X	\$17.68	\$16.32	1	4
551208X	35.76	33.00	1	8

For FLUSH mounting change second digit to "6"—same price as Surface.

## BULLDOG SWITCHES



**ROCKER**  
TYPE

Front Operated 30 Ampere Only. Full Floating, wiping action, double-break contacts. Silver surfaced current carrying parts. "T" rated by Underwriters.

### PLUG FUSIBLE

Nos.	Each	\$100.00 List	Poles	Blades	Fuses	HP
83211	\$5.08	\$4.68	2	2	2	1
84211	4.28	3.96	2	1	1	1
84311	5.60	5.16	3	2	2	1

### CARTRIDGE FUSIBLE

83221	6.36	5.88	2	2	2	2
84321	7.92	7.32	3	2	2	125-250V

## BULLDOG POWER DISTRIBUTION PANELBOARDS

### SAFtoFUSE PANELBOARDS

Consisting of  
Main Lugs or Main Switch

1. Complete Safety
2. Unit Construction
3. Single phase, 3 wire;
4. Three phase, 3 wire
5. Three phase, 4 wire
6. 600 volts or less
7. 30 to 600 Amp. Branches
8. Removable-Head type units
9. All switch parts silvered

### VACU-BREAK SWITCHBOARDS

Consisting of  
Main Lugs or Main Switch

1. Vacu-Break Switch Arc Control
2. Clampmatic Contacts
3. Quick-Make; Quick-Break
4. Horsepower Rated Units
5. Compact Type Unit Construction.
6. Complete Safety
7. Safety Interlock Doors
8. Capacities: 2 and 3 Pole; 30A. to 600Amp. inclusive; 575 Volt or less.
9. All Switch Parts Silvered.

CONSULT US FOR PRICES AND ADDITIONAL DATA

CONSULT US FOR PRICES AND ADDITIONAL DATA

Cash Discount, Switches 2%; Trol-E-Duct and Fittings, Net

World Radio History

St L 37







**FLUSH RECEPTACLES**



With slot finding groove and large plaster ears. No. 4832 has extra terminal screws which affords convenience in wiring and eliminates splicing where circuit is continued to other outlets. "T" slots.



No. 4831 No. 4832

15 Amperes, 125 Volts

STANDARD GRADE—BROWN

Bryant Nos.	Hubbell Nos.	Each	10 @	Per 100
4832	9595	\$0.80	\$0.70 ea.	\$61.10 C
4831	7590	.70	.62 ea.	53.30 C

STANDARD GRADE—IVORY

4832-I	9595-I	.96	.84 ea.	50 @ 72.80 C
4831-I	7590-I	.82	.72 ea.	62.40 C

**FOR-TWO-CIRCUIT INSTALLATIONS**



Switch control of one outlet. Two feeds, two returns. "T" slots—All Bakelite.

15 Amperes - 125 Volts

STANDARD GRADE BROWN

Bryant Nos.	Hubbell Nos.	Each	10 @	Per 100
4832-X	9573	\$1.04	\$0.92 ea.	\$79.30 C Duplex

4832XI	9573-I	1.18	1.04 ea.	50 @ 89.70 C Duplex
--------	--------	------	----------	------------------------

**COMPETITIVE GRADE**

Made of composition with sturdy contact mechanism.

Screw conveniently located. Parallel slots.  
15 Amperes, 125 Volts

BROWN

Bryant Nos.	Hubbell Nos.	Each	10 @	Per 100
142	9890	\$0.52	\$0.38 ea.	\$32.50 C Duplex
141	9892	.44	.40 ea.	33.80 C Single

IVORY

142-I	9890-I	.50	.44 ea.	50 @ 37.70 C Duplex
141-I	9892-I	.58	.52 ea.	44.20 C Single

**HUBBELL "TWIST-TITE" RECEPTACLES**



Uses standard caps. Holds cap firmly. Normal tension is provided when cap is plugged in straight. Maximum tension may be secured by a twist of cap to the right. To remove, twist to left and withdraw.

15 Amperes, 125 Volts

Duplex

Nos.	Each	10 @	Per 100	Color
9200	\$1.24	\$1.10 ea.	\$94.90 C	Brown

Single

Nos.	Each	10 @	Per 100	Color
9210	.94	.82 ea.	71.50 C	Brown

**POLARIZED RECEPTACLES**



STANDARD GRADE

Brown Bakelite

2-Wire Duplex

Double Side Contacts

15 Amperes, 125 Volts

No.	Each	10 @	30 @
4833	\$2.02	\$1.78	\$154.70 C

**OUTLET BOX RECEPTACLES**



No. H341



No. H342

15 Amperes, 125 Volts

COMPETITIVE GRADE—PARALLEL SLOTS

Metal covers, cadmium finish.

Duplex

Bryant Nos.	Hubbell Nos.	Each	10 @	50 @	Box
342	9994	\$0.78	\$0.70 ea.	\$59.80 C	3 3/4"
442	9995	.88	.78 ea.	67.60 C	4"

Single

341	9996	\$0.82	\$0.72 ea.	\$62.40 C	3 3/4"
441	9997	.88	.78 ea.	67.60 C	4"



With bakelite cover.

Duplex—Parallel Slots

15 Amperes, 125 Volts

Bryant Nos.	Hubbell Nos.	Each	10 @	50 @	Box
5732	9998	\$1.20	\$1.06 ea.	\$91.00 C	3 3/4"
5712	9999	1.30	1.16 ea.	100.00 C	4"

**POLARIZED RECEPTACLES**



Flush type take standard plates.



Flush Type Surface Type

Bryant Nos.	Hubbell Nos.	Each	10 @ Each	Pkg. Quan. Each	Wires
.....	5566B	\$1.44	\$1.28	30 @ \$1.10	2
9116	6051	2.84	2.50	50 @ 2.18	3

Flush Type—20 Amperes—250 Volts

556	5552	2.50	2.20	30 @ 1.92	2
9326	6810B	1.58	1.38	30 @ 2.40	3

Surface Type—10 Amperes—250 Volts

.....	5885	1.70	1.50	30 @ 1.30	2
9119	6047	1.98	1.76	50 @ 1.52	3

Surface Type—20 Amperes—250 Volts

622	5621	2.10	1.86	30 @ 1.62	2
9325	6059	2.56	2.26	30 @ 1.96	3



Length, 2 1/2". Width, 1 1/4". Depth, 1 1/8". Requires No. 7439 plate. Fits single gang box. Two No. 7438 require three-gang box.

2-Wire—30 Amp.—250 Volts

Nos.	Each	10 @	30 @
7438	\$3.36	\$2.98 ea.	\$2.58 ea.
7439	.90	.80 ea.	.68 ea.
.040 Brass Plate			

**HUBBELL TWIST-LOCK RECEPTACLES**



7580

Bakelite  
10 Amperes  
250 Volts



7581

FLUSH TYPE

Nos.	Each	10 @ Each	50 @ Each	Wires
7535	\$1.08	\$1.22	\$1.06	Single 2
7582	3.20	2.82	2.44	Single 3
7540	2.46	2.18	1.88	Duplex 2
7580	4.64	4.10	3.54	Duplex 3

WITH 4" BOX COVER

Nos.	Each	5 @ Each	30 @ Each	Wires
7537	\$1.72	\$1.52	\$1.32	Single 2
7584	3.68	3.24	2.80	Single 3
7544	2.84	2.50	2.18	Duplex 2
7581	5.16	4.54	3.94	Duplex 3



7210



7517

20 Amperes—250 Volts

Nos.	Each	10 @ Each	Pkg. Quan. Each	Style	Wires
7210	\$1.48	\$1.30	50 @ \$1.14	Flush	2
7310	3.70	3.28	30 @ 2.84	Flush	3
7410	4.66	4.12	20 @ 3.56	Flush	4
5 @ Each					
7217	1.86	1.64	30 @ 1.42	4" Cover	2
7517	4.12	3.64	20 @ 3.14	4" Cover	3
7417	4.90	4.32	15 @ 3.74	4" Cover	4

**HUBBELL TWIST-LOCK CONNECTOR BODIES**



7506

Bakelite

With Cord Grip

10 Amperes, 250 Volts

Nos.	Each	10 @ Each	50 @ Each	Wires
7506	\$1.48	\$1.30	\$1.14	2
7555	2.94	2.60	2.24	3



WITH CORD GRIP

20 Amperes—250 Volts

Nos.	Each	10 @ Each	30 @ Each	Wires
7101	\$1.98	\$1.74	\$1.50	2
7313	4.12	3.64	3.14	3
7413	5.16	4.54	3.94	4

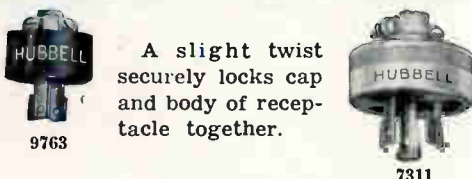
Graybar

### HUBBELL TWIST-LOCK CAPS



Hubbell Nos.	Each	10 @ Each	50 @ Each	Type	Wires
7507	\$0.98	\$0.88	\$0.76	Bakelite	2
7545	1.32	1.18	1.02	Rubber	2
7542	1.10	.98	.84	Armored	2
7554	1.72	1.52	1.32	Bakelite	3
7557	2.44	2.16	1.88	Rubber	3
7572	1.86	1.64	1.42	Armored	3

### HUBBELL TWIST-LOCK CAPS

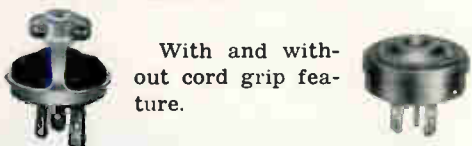


A slight twist securely locks cap and body of receptacle together.

20 Amperes—250 Volts

Hubbell Nos.	Each	10 @ Each	Pkg. Qnan. Each	Style	Wires
7062	\$0.98	\$0.88	50 @ \$0.76	Plain	2
7102	1.24	1.10	30 @ .94	Cord Grip	2
9763	1.46	1.30	30 @ 1.12	Cord Grip Rubber	2
7311	2.66	2.36	30 @ 2.04	Cord Grip	3
9965	2.66	2.36	30 @ 2.04	Cord Grip Rubber	3
7411	3.70	3.28	20 @ 2.84	Cord Grip	4
9967	3.68	3.24	20 @ 2.80	Cord Grip Rubber	4

### POLARIZED CAPS



With and without cord grip feature.

Cord Grip—10 Amperes—250 Volts

Bryant H&H Nos.	Nos.	Each	10 @ Each	Pkg. Qnan. Each	Wires	
.....	7966	\$1.54	\$1.36	30 @ \$1.18	2	
	9112	7308	1.34	1.18	50 @ 1.02	3

Plain Grip—10 Amperes—250 Volts

.....	7963	.96	.86	30 @ .74	3	
	9111	7440	.86	.76	50 @ .66	3

Cord Grip—20 Amperes—250 Volts

723	7304	1.98	1.76	30 @ 1.52	2
9322	7315	2.54	2.24	20 @ 1.94	3

Plain Grip—20 Amperes—250 Volts

652	7303	1.28	1.12	30 @ .98	2
.....	7314	1.44	1.28	30 @ 1.10	3

### HUBBELL POLARIZED CAPS



2-Wire  
30 Amperes  
250 Volts

Hubbell Nos.	Each	5 @	30 @	
7436	\$3.70	\$3.28	\$2.84	Cord Grip
7437	1.80	1.60	1.38	Plain

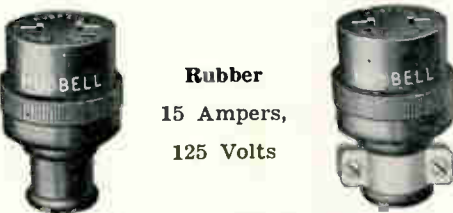
All Items on This Page—Cash Discount 2%.

### CORD CONNECTOR BODIES

**Composition**  
For use with regular 2-wire attachment plug caps. Parallel slots.

15 Amperes, 125 Volts

Bryant No.	Hubbell No.	Each	10 @	50 @
130	7430	\$0.56	\$0.50	\$42.90 C



Rubber  
15 Amperes,  
125 Volts

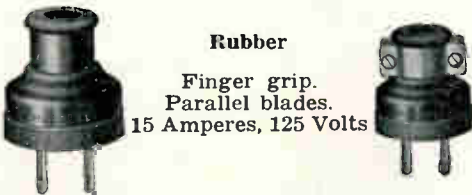
WITHOUT CORD GRIP

Hubbell Nos.	Each	10 @	50 @	Wires
9952	\$1.00	\$0.88	\$76.70 C	2
9409	1.80	1.60	137.80 C	3

WITH CORD GRIP

9953	1.22	1.08	93.60 C	2
9410	2.00	1.78	153.40 C	3

### CORD CONNECTOR CAPS



Rubber  
Finger grip.  
Parallel blades.  
15 Amperes, 125 Volts

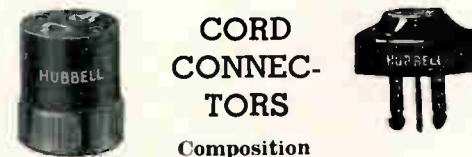
WITHOUT CORD GRIP

Nos.	Each	25 @	100 @	Wires
9972	\$0.42	\$0.38	\$32.50 C	2
9975	.86	.76	66.30 C	3

WITH CORD GRIP

9940	.66	.58	50.70 C	2
9413	1.06	.93	80.60 C	3

### CORD CONNECTORS



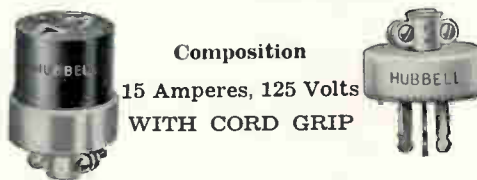
**Composition**  
WITHOUT CORD GRIP

15 Amperes, 125 Volts

Nos.	Each	10 @	50 @	Wires	
5574	Body	\$1.00	\$0.88	\$76.70 C	2
5964	Cap	.34	.30	26.00 C	2
6409	Body	1.78	1.58	136.50 C	3
6149	Cap	.86	.76	65.00 C	3

**Composition**

15 Amperes, 125 Volts  
WITH CORD GRIP



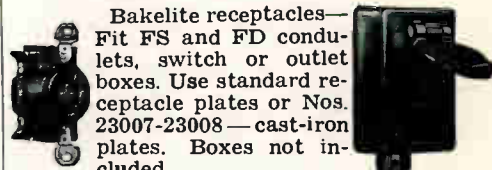
Nos.	Each	10 @	50 @	Wires	
7084	Body	\$1.56	\$1.38	\$119.60 C	2
7057	Cap	.96	.84	72.80 C	2
7082	Body	2.42	2.14	184.60 C	3
7055	Cap	1.46	1.30	111.80 C	3

### HUBBELLOCK CIRCUIT BREAKING DEVICES

**3-WIRE, POLARIZED**

Self-closing—Positive-locking—Self-ejecting—Non-arcng.

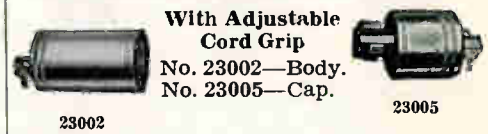
20 ampere, 125 volt, A.C. or D.C.  
10 ampere, 250 volt, D.C.—460 A.C.



Bakelite receptacles—Fit FS and FD condulets, switch or outlet boxes. Use standard receptacle plates or Nos. 23007-23008—cast-iron plates. Boxes not included.

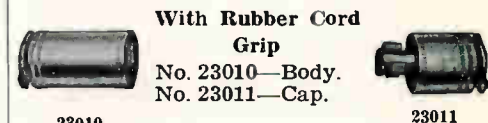
Nos.	Each	5 @	20 @	
23000	\$6.86	\$6.06	\$5.25	Receptacle
23007	3.30	2.92	2.52	Cover with Lift
23008	2.26	2.00	1.72	Cover without Lift

### CORD CONNECTOR BODIES AND CAPS



With Adjustable Cord Grip  
No. 23002—Body.  
No. 23005—Cap.

Nos.	Each	5 @	20 @	Cord Diam.
23002	\$8.72	\$7.70	\$6.66	.30 to .56
23005	5.62	4.96	4.30	.30 to .56



With Rubber Cord Grip  
No. 23010—Body.  
No. 23011—Cap.

Nos.	Each	5 @	20 @	Cord Diam.
23010	\$8.72	\$7.70	\$6.66	.36 to .48
23011	5.62	4.96	4.30	.36 to .48

### 3-WIRE FUSIBLE CAPS

Takes two 0 to 15-ampere, 250-volt fuses or two Buss fusetrons. 15 Amperes—250 Volts

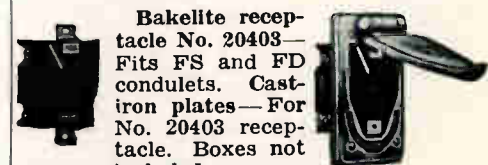
No. 23026—With adjustable cord grip  
No. 23028—With rubber cord grip.

Nos.	Each	5 @	20 @	Cord Diam.
23026	\$14.94	\$13.18	\$11.42	.30 to .56
23028	14.94	13.18	11.42	.36 to .48

All 3-wire devices are regularly supplied "ungrounded".

### 4-WIRE, POLARIZED

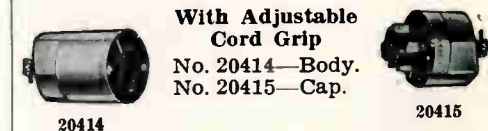
20 ampere, 250 volt, D.C.  
30 ampere, 600 volt, A.C.



Bakelite receptacle No. 20403—Fits FS and FD condulets. Cast-iron plates—For No. 20403 receptacle. Boxes not included.

Nos.	Each	2 @	10 @	
20403	\$10.60	\$9.36	\$8.12	Receptacle
20416	3.30	3.00	2.52	Cover with Lift
20417	2.26	2.00	1.72	Cover without Lift

### CORD CONNECTOR BODIES AND CAPS



With Adjustable Cord Grip  
No. 20414—Body.  
No. 20415—Cap.

Nos.	Each	2 @	10 @	Cord Diam.
20414	\$12.10	\$10.68	\$9.26	.40 to .75
20415	8.10	7.14	6.18	.40 to .75


All 4-wire devices are regularly supplied "grounded."

Graybar

Graybar

# ATTACHMENT PLUGS, BASES, CAPS AND RECEPTACLE AND SWITCH PLATES

## HUBBELL TWIST-LOCK CORD CONNECTORS



Midget size. Brown bakelite. With cord grip.

2-Wire—10 Amperes—250 Volts	
Nos.	Each
7465	\$0.62
7464	1.14

50 Amperes—250 Volts	
Nos.	Each
8710 C	\$48.10
8710 C	87.10

## PONY SIZE PLUGS



Bryant Nos.	Hubbell Nos.	Each	25 @	Per 100
HUT	9010	\$0.22	\$0.20	\$16.90 C
HF	9014	.26	.22	19.50 C
706	9013	.28	.26	22.10 C

## STANDARD SIZE PLUGS



600 Watts,  
250 Volts

Bryant Nos.	Hubbell Nos.	Each	10 @	25 @	Per 100
KA	5964	Cap	\$0.34	\$0.30	\$26.00 C
100	5917	Base	.44	.40	33.80 C

## HEAVY DUTY PLUGS



Large size. Body has double T slots Cap with tandem blades. Made of Bakelite.

No. 5420 Cap

Each	10 @	Per 100
\$0.50	\$0.44	\$37.70 C

No. 5612 Base



Each	10 @	Per 100
\$0.90	\$0.80	\$68.90 C

## BENJAMIN SWIVEL PLUGS



1/4" Cord Opening

No.	Each	10 @	50 @
903	\$0.98	\$0.86 ea.	\$73.44 C

## TWIST-LOCK PLUG BASES




2-Wire—660 Watts—250 Volts

Bryant No.	Hubbell No.
7612	7612

Each	10 @	100 @
\$1.82	\$1.60 ea.	\$139.10 C

## ARMORED CAPS

With Cord Grip .437" Hole



Bryant Nos.	Each	10 @	50 @
JK	\$0.84	\$0.72 ea.	\$62.40 C
JX	.88	.78 ea.	67.60 C

## RUBBER CAPS

15 Amperes, 125 Volts

SHORT SHANK

2-Wire



Bryant No.	Each	25 @	Per 100
HRA	\$0.42	\$0.38	\$32.50 C

3-Wire

No.	Each	10 @	50 @
9109	.86	.76	66.30 C

## LONG SHANK

2-Wire




Bryant No.	Each	25 @	Per 100
HRE	\$0.48	\$0.42	\$36.40 C

## CORD GRIP




Hubbell Nos.	Each	10 @	50 @	Wires
9754	\$0.88	\$0.78	\$67.60 C	2
9750	1.46	1.30	111.80 C	3

## BRASS PLATES (.040")



Nos.	Each	10 @	100	Gang	Type
94071	\$0.86	\$0.76	\$66.30 C	1	Toggle
94101	.86	.76	66.30 C	1	Duplex
			50 @		
94121	1.10	.98	84.50 C	1	Blank
94181	1.20	1.06	91.00 C	1	Telephone
		2 @	10 @		
94532	2.26	2.00	172.90 C	2	Toggle and Duplex Recept.

## RECEPTACLE AND SWITCH PLATES



No. 91071      No. 91081      No. 91101



No. 91091      No. 91532      No. 91181


Brown Bakelite

Nos.	Each	10 @	100 Asstd.	Gang	Type
91071	\$0.24	\$0.22	\$18.20 C	1	Toggle
91072	.48	.42	36.40 C	2	Toggle
91073	.74	.64	55.90 C	3	Toggle
91074	1.30	1.16	100.10 C	4	Toggle
91081	.32	.28	24.70 C	1	Plush
91101	.24	.22	18.20 C	1	Duplex
91091	.32	.28	24.70 C	1	Sgl. Recept.
91181	.40	.36	31.20 C	1	Telephone
91121	.42	.38	32.50 C	1	Blank
91532	.62	.54	46.80 C	2	Toggle and Duplex
91512	.74	.64	55.90 C	2	Toggle and Sgl. Recept.

Ivory

92071	\$0.34	\$0.30	\$26.00 C	1	Toggle
92072	.70	.62	53.30 C	2	Toggle
92073	1.14	1.00	87.10 C	3	Toggle
92101	.34	.30	26.00 C	1	Duplex
92532	.82	.72	62.40 C	2	Toggle and Duplex

## Metal Plates (.040")



Brown Enamel

Bryant Nos.	Each	10 @	100	Gang	Type
98071	\$0.24	\$0.22	\$18.20 C	1	Toggle
98072	.44	.40	33.80 C	2	Toggle
98073	.70	.62	53.30 C	3	Toggle
98101	.24	.22	18.20 C	1	Duplex
98532	.62	.54	46.80 C	2	Toggle and Duplex

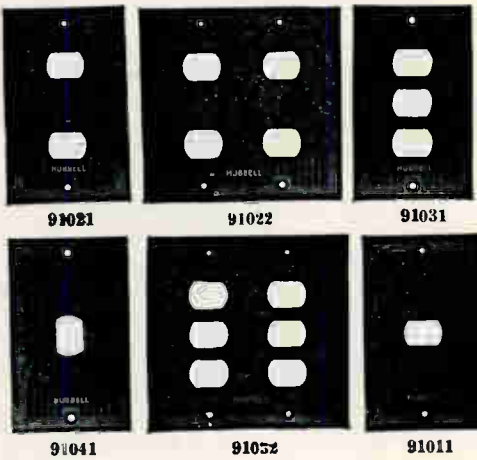
Ivory Enamel

99071	\$0.26	\$0.22	\$19.50 C	1	Toggle
99072	.52	.46	40.30 C	2	Toggle
99073	.82	.72	62.40 C	3	Toggle
99101	.26	.22	19.50 C	1	Duplex
99532	.78	.70	59.80 C	2	Toggle and Duplex

## STAINLESS STEEL—SATIN FINISH

97071	\$0.56	\$0.50	\$42.90 C	1	Toggle
97072	1.36	1.20	104.00 C	2	Toggle
97073	2.06	1.82	157.30 C	3	Toggle
97101	.56	.50	42.90 C	1	Duplex
97532	1.44	1.28	110.50 C	2	Toggle and Duplex

INTERCHANGEABLE PLATES



Supplied complete with necessary straps.

Brown Bakelite						
Nos.	Each	10 @	Pkg. Quantity	Gangs	Holes	
91041	\$0.32	\$0.28	100 @	\$24.70 C	1	1
91021	.32	.28	50 @	24.70 C	1	2
91031	.32	.28	30 @	24.70 C	1	3
91022	.82	.72	30 @	62.40 C	2	4
91012	.60	.52	50 @	45.50 C	2	2
91032	1.16	1.02	20 @	88.40 C	2	6
91023	1.64	1.46	20 @	126.10 C	3	6

Ivory						
Nos.	Each	10 @	Pkg. Quantity	Gangs	Holes	
92041	\$0.40	\$0.34	100 @	\$29.90 C	1	1
92021	.40	.34	50 @	29.90 C	1	2
92031	.40	.34	30 @	29.90 C	1	3

Chromium (.040 Metal)						
Nos.	Each	10 @	Pkg. Quantity	Gangs	Holes	
97011	\$0.70	\$0.62	100 @	\$53.30 C	1	1
97021	.70	.62	50 @	53.30 C	1	2
97031	.70	.62	30 @	53.30 C	1	3



BRYANT METAL BOX COVERS

For mounting devices on outlet boxes. Cadmium plated. Furnished with necessary straps.

Nos.	Each	10 @	Box, In.	Holes
1361	\$0.38	\$0.34	100 @	\$28.50 C 3 1/4 1
1362	.42	.38	100 @	32.50 C 4 1
1363	.52	.46	50 @	40.30 C 4 2

MOUNTING STRAPS

No. 1347 is 4 3/8" long by 1 5/8" wide. No. 1348 is 4 3/8" long by 1 3/8" wide.

Nos.	Each	10 @	50 @	Holes
1347	\$0.20	\$0.18	\$15.60 C	1
1348	.20	.18	15.60 C	3

RUBY JEWELS

Designed with prongs for mounting on all standard plates.

Bryant Nos.	Each	10 @	30 @	Type	Plate
3850	\$0.86	\$0.76 ea.	\$.66 ea.	Open	Recept.
746	.86	.76 ea.	.66 ea.	Toggle	Plate

INTERCHANGEABLE WIRING DEVICES



STANDARD SWITCHES Designed for modern Type C lamp loads. "T" rating.

10 Amp., 125 Volt					
Brown					
Nos.	Each	10 @	100 @	Type	
1311	\$1.08	\$0.94	\$81.90 C	Single Pole	
1313	\$1.46	\$1.30	\$111.80 C	Three Point	
1314	4.12	3.64	314.60 C	Four Point	
Ivory					
1411	\$1.14	\$1.00	\$87.10 C	Single Pole	
1413	\$1.54	\$1.36	\$117.00 C	Three Way	
1414	\$4.18	\$3.70	\$319.80 C	Four Way	

LOW PRICE SWITCHES

Brown					
Nos.	Each	10 @	100 @	Type	
1391	\$0.74	\$0.66	\$57.20 C	Single Pole	
1393	\$0.96	\$0.84	\$72.80 C	Three Point	
Ivory					
1491	\$0.82	\$0.72	\$62.40 C	Single Pole	
1493	\$1.04	\$0.92	\$79.30 C	Three Point	

LOCK SWITCHES



Brown			
Nos.	Each	10 @	Per 100
No. 1311L Single Pole			
	\$2.48	\$2.20	\$189.80 C
No. 1313L 3-Way			
	\$3.00	\$2.66	\$230.10 C



CONVENIENCE OUTLETS Single convenience outlet. With self-finding slots.

Nos.	Each	10 @	100
1320	\$0.38	\$0.34	\$28.60 C
1420	.52	.46	40.30 C



ATTACHMENT PLUG CAPS Flat sides to permit use of three with single gang plate. 3/8 in. cord hole.

Nos.	Each	10 @	100 @	Type
1321	\$0.30	\$0.28	100 @	\$23.40 C Brown
1421	.36	.32	50 @	27.30 C Ivory

RECEPTACLES Brown Bakelite



P & S "SURFEX" SURFACE TYPE WIRING DEVICES

Porcelain bases, Bakelite covers. Knock-outs for No. 14 or No. 12. Non-metallic sheath cable. Switches "T" Rated.



SURFEX SWITCHES Single Pole, Dead End			
No.	Each	10 @	50 @
660	\$1.26	\$1.12	\$96.20 C

SINGLE POLE, FEED-THRU SWITCHES			
No.	Each	10 @	50 @
661	\$1.76	\$1.56	\$135.20 C

THREE-WAY, FEED-THRU SWITCHES			
No.	Each	10 @	50 @
663	\$1.92	\$1.70	\$146.90 C



KEYLESS RECEPTACLES			
No.	Each	10 @	50 @
666	\$1.56	\$1.38	\$119.60 C



PULL RECEPTACLES			
No.	Each	10 @	50 @
667	\$1.92	\$1.70	\$146.90 C



ROSETTES			
No.	Each	10 @	50 @
668	\$1.48	\$1.30	\$113.10 C



JUNCTION OR SPLICING BOXES			
No.	Each	10 @	50 @
669	\$1.48	\$1.30	\$113.10 C



DUPLEX RECEPTACLES			
No.	Each	10 @	50 @
670	\$1.26	\$1.12	\$96.20 C



FLUSH PILOT LIGHTS With space in strap in which may be inserted a switch or receptacle.

Bryant Nos.	Each	10 @	30 @
1377	\$2.18	\$1.92 ea.	\$1.66 ea.

FLUSH NEON PILOT LIGHTS

Equipped with 1/25 watt, 125 V Neon Lamps, unbreakable, prismatic plexiglass domes.

Nos.	Each	10 @	30 @
1375 Brown	\$1.60	\$1.42	\$1.22 ea.
1475 Ivory	1.68	1.48	1.28 ea.

WARNING LIGHT RECEPTACLES



Complete with 125 volt lamp. Fits standard switch plate.

Bryant No.	Each	10 @	30 @
427	\$2.56	\$2.26 ea.	\$1.96 ea.
Extra Lamps			
618	.82	.72 ea.	.62 ea.

All Items on This Page—Cash Discount 2%.

**STANDARD BRASS SHELL BODIES**



**KEYLESS SOCKET BODIES**  
660 Watts, 250 Volts

Bryant No. 13	Hubbell No. 62
Each \$0.62	25 @ \$0.54
	Per 100 \$46.80 C



**KEY SOCKET BODIES**  
250 Watts, 250 Volts

Bryant No. 10	Hubbell No. 61
Each \$0.78	25 @ \$0.70
	Per 100 \$59.80 C



**PULL SOCKET BODIES**  
250 Watts, 250 Volts

Bryant No. 15	Hubbell No. 60
Each \$1.08	25 @ \$0.96
	Per 100 \$83.20 C



**PUSH BUTTON SOCKET BODIES**  
660 Watts, 250 Volts

Bryant No. 34	Hubbell No. 64
Each \$0.86	25 @ \$0.76
	Per 100 \$66.30 C

**ELECTROLIER SOCKETS**



Equipped with 3/8" cap and finished in brush brass.

Bryant No. WA81	Each \$1.04	25 @ \$0.92	Per 100 \$79.30 C	Push
-----------------	-------------	-------------	-------------------	------

**SOCKET BUSHINGS**



Size, In.	Less than 100	Per 100
1/8"	\$2.30 C	\$1.98 C
3/8"	3.62 C	2.96 C



The GraybaR Tag is symbolic of that integral part of business and living—Distribution; more goods available for more people, conveniently and at lower cost. In this case, it is representative of over 100,000 electrical items, manufactured by over 200 reputable manufacturers and distributed through GraybaR to over 50,000 customers.

St L 44

All Items on This Page—Cash Discount 2%

**STANDARD CAPS AND BASES FOR BRASS SHELL BODIES**



**CORD GRIP CAPS**

Bryant No. HQ	Hubbell No. 415
Each \$0.66	25 @ \$0.58
	Per 100 \$50.70 C



**PENDANT CAPS AND BUSHINGS**

1 1/2" Hole

Bryant No. HT, Hubbell No. 414

Each \$0.22	25 @ \$0.20	Per 100 \$16.90 C
-------------	-------------	-------------------



**1/8" FEMALE CAPS**

Bryant No. HA	Hubbell No. 411
Each \$0.24	25 @ \$0.22
	Per 100 \$18.20 C



**3/8" FEMALE CAPS**

Bryant No. HC	Hubbell No. 413
Each \$0.40	25 @ \$0.34
	Per 100 \$29.90 C



**1/2" FEMALE CAPS**

Bryant No. HD	Hubbell No. 419
Each \$0.70	25 @ \$0.62
	50 @ \$53.30 C

**PORCELAIN SLOTTED BASES**

Outside Diameter of Base 2 1/2"



Bryant No. AX, Hubbell No. 57		
Each \$0.74	10 @ \$0.64	Per 100 \$55.90 C

**PORCELAIN SMALL CONCEALED BASES**

Outside Diameter of Base 2 1/2"



Bryant No. AY, Hubbell No. 25		
Each \$0.74	10 @ \$0.64	Per 100 \$55.90 C



**CEILING PULL SWITCH BODIES**

3 amp., 125 volts— 1 amp., 250 volts

Bryant No. 50

Each \$2.46	10 @ \$2.18	20 @ 188.50 C
-------------	-------------	---------------

**PORCELAIN SOCKETS AND CAPS**

**CORD GRIP CAPS**

3/4" to 1 1/2" Cord



Bryant No. PQ	Hubbell No. 198
Each \$0.98	10 @ \$0.88
	Per 100 \$75.40 C



**PENDANT CAPS**

1 1/2" Cord Hole

Bryant No. PT	Hubbell No. 150
Each \$0.52	10 @ \$0.46
	Per 100 \$39.00 C



**1/8" FEMALE CAPS**

Bryant No. PA	Hubbell No. 151
Each \$0.86	10 @ \$0.76
	Per 100 \$66.30 C



**3/8" FEMALE CAPS**

Bryant No. PC	Hubbell No. 153
Each \$0.94	10 @ \$0.82
	Per 100 \$71.50 C



**1/2" FEMALE CAPS**

Bryant No. PD	Hubbell No. 191
Each \$1.24	10 @ \$1.10
	Per 100 \$94.90 C



**KEY SOCKET BODIES**

250 Watts, 250 Volts

Bryant No. 70	Hubbell No. 161
Each \$1.06	10 @ \$0.94
	Per 100 \$80.60 C



**KEYLESS SOCKET BODIES**

660 Watts, 250 Volts

Bryant No. 73	Hubbell No. 162
Each \$0.74	10 @ \$0.64
	Per 100 \$55.90 C



**PUSH BUTTON SOCKET BODIES**

660 Watts, 250 Volts

Bryant No. 71	Hubbell No. 161
Each \$1.66	10 @ \$1.48
	Per 100 \$127.40 C



**PULL SOCKET BODIES**

250 Watts, 250 Volts

Bryant No. 75	Hubbell No. 160
Each \$1.88	10 @ \$1.64
	Per 100 \$141.70 C

**COMPOSITION SOCKETS**



Made of hard composition for heavy duty.

Bryant Nos.	Each	10 @	Per 100
FT	\$0.50	\$0.44	\$37.70 C
FQ	1.04	.92	79.30 C
FC%	.96	.84	72.30 C
3770	1.04	.92	79.30 C
3773	.94	.66	57.20 C

**WEATHERPROOF SOCKETS**



Molded in one piece and have 6" No. 14 R. C. wire leads.

Nos.	Each	10 @	100	Type
310	\$0.62	\$0.54	\$46.80	C Bakelite
43310	.70	.62	53.30	C Comp.
60666	.96	.84	72.80	C Comp.

**CANVAS IMPREGNATED SOCKETS**



Canvas impregnated with bakelite makes this socket practically indestructible. For use where sockets receive the greatest abuse Phosphorous bronze spring contacts. Stranded No. 14 six-inch leads. 660 Watts—600 Volts

U.I.Co No.	Each	25 @	100
63310	\$0.80	\$0.70 ea.	\$60.48 C

**BAKELITE SOCKETS**



With screw cap and spring contacts made of brown Bakelite.

Nos.	Each	10 @	250 @	Type	Cap.
8096C	\$0.58	\$0.52	\$44.20	C Key	Pend.
8196C	.52	.46	40.30	C Keyless	Pend.
8097C	.60	.52	45.50	C Key	1/8"
8197C	.54	.48	41.60	C Keyless	1/8"
8199C	.60	.52	45.50	C Keyless	3/8"

**STREAMER PIN SOCKETS**



Pointed terminals pierce wire when cap is screwed on. Use only with stranded wire.

Bryant No.	Each	10 @	100	Base
5464	\$0.60	\$0.52	\$45.50	C Medium

**SOCKET REDUCERS**



Mogul to Medium				
Nos.	Each	10 @	100	Per 100
421	\$0.76	\$0.68	\$68	\$58.50 C
Medium to Candelabra				
Nos.	Each	25 @	Per 100	Per 100
392	\$0.56	\$0.50	\$28.90	\$42.90 C


**Candelabra to Miniature**

Nos.	Each	20 @	Per 100
391	\$0.38	\$0.34	\$28.60 C

**Medium to Intermediate**

Nos.	Each	25 @	Per 100
9691	\$0.48	\$0.42	\$36.40 C

**WEATHERPROOF SOCKETS**



Medium screw base. Hoods of die-cast rustproof metal, tapped for 1/2" pipe. Aluminum finish. Shade holder type fits 2 1/4" shades.

Bryant Hubbell					
Nos.	Nos.	Each	10 @	100	Cap.
3996	4006	\$1.90	\$1.68	\$145.60	C Straight
3997	4016	1.98	1.74	150.80	C Angle
3998	.....	1.72	1.52	131.30	C Straight

**"BENCO" SOCKET AND HOLDERS**



Socket No. 4200 Has 1/2" Cap Medium Base



4215—2 1/4" 4217—3 1/4"

Made of heavy gauge aluminum. Holders are threaded to fit socket. Positively weatherproof.

Nos.	Each	10 @	50 @	Type
4200	\$1.90	\$1.68	\$144.16	C Socket
4215	.56	.64	55.76	C Holder
4217	1.12	.98	84.32	C Holder

**BENJAMIN SOCKET EXTENSIONS**



Permits the use of small watt lamps in reflectors designed for the next larger size lamp, by lowering lamp to proper position.

Nos.	Each	10 @	50 @	Medium
91	\$0.74	\$0.64	\$55.76	C
4396	2.72	2.38	205.36	C Mogul

**PULL FIXTURE RECEPTACLE**



Porcelain with 6 1/2" chain and 4" cord.

Bryant No.	Hubbell No.	Each	10 @	Per 100
978	998	\$1.08	\$0.96	\$83.20 C

**SHALLOW FIXTURE RECEPTACLES**



Porcelain Bodies 5/8" deep.



400 Screw Terminals				
Bryant No.	Hubbell No.	Each	25 @	250 @
400	4112	\$0.56	\$0.50	\$42.90 C
418	4118	.68	.60	52.00 C
9" No. 18CF Heat Resist. Wire				
Bryant No.	Hubbell No.	Each	25 @	250 @
400	4112	\$0.56	\$0.50	\$42.90 C
418	4118	.68	.60	52.00 C

**TWO-PIECE PORCELAIN RECEPTACLES**



Pull receptacle for outlet box. With shade holder groove.

For 3 1/4" Box  
No. 165 has 6" pull chain.  
No. 168 has short chain and 4' pull cord.

For 4" Box  
No. 5287 pull, chain and insulator.  
No. 5288 has short chain & 3' pull cord.

Bryant Nos.					Hubbell Nos.				
Nos.	Each	10 @	50 @	Cap.	Nos.	Each	10 @	50 @	Cap.
165	\$1.08	\$0.96	\$83.20	C	40261	1.08	.94	81.90	C
168	.....	.....	.....	.....	40262	.....	.....	.....	.....
5287	\$1.28	\$1.12	\$97.50	C	40461	1.14	1.00	87.10	C
5288	.....	.....	.....	.....	40462	.....	.....	.....	.....

**ONE-PIECE PORCELAIN RECEPTACLES**



Large base, shade holder groove, chain and cord.

No. 268—Base 4 1/8" dia.  
No. 288—Base 5 3/8" dia.

Nos.	Each	10 @	50 @	Size
268	\$1.08	\$0.94	\$81.90 C	3 1/4"
288	1.14	1.00	87.10 C	4"

**ONE-PIECE PORCELAIN RECEPTACLES**



Shadeholder groove, chain and cord.

With Convenience Outlet

Nos.	Each	10 @	50 @	Size
138	\$1.48	\$1.30	\$113.10	C 3 1/4"
148	1.68	1.48	128.70	C 4"

**PORCELAIN BOX RECEPTACLES**



Shallow type shade holder groove.

Bryant Nos.		Hubbell Nos.		Each	5 @	50 @	Sizes
227	3922	\$0.52	\$0.46	\$40.30	C	3 1/4"	.....
5228	3923	.62	.56	48.10	C	4"	.....

**OUTLET BOX RECEPTACLES**



Mount on ears of box.

With 6" No. 14 Wire Leads

Bryant Nos.		Hubbell Nos.		Each	10 @	Per 100	Sizes
83	458	\$1.22	\$1.08	\$93.60	C	3 1/4"	.....
84	459	1.32	1.18	101.40	C	4"	.....

With Screw Terminals

Bryant Nos.		Hubbell Nos.		Each	10 @	Per 100	Sizes
173	456	\$1.06	\$0.94	\$80.60	C	3 1/4"	.....
174	457	1.18	1.04	89.70	C	4"	.....

All Items on This Page—Cash Discount 2%

Graybar



### PORCELAIN MOGUL SOCKETS

1500 Watts, 600 Volts  
SA— $\frac{3}{8}$ " Cap  
SB— $\frac{1}{2}$ " Cap

Bryant Nos.	Each	10 @	50 @	
SA4290	\$2.76	\$2.44	\$210.60 C	
SB4290	2.88	2.54	219.70 C	

### SOCKETS FOR TWO FILAMENT LAMPS

Mogul base, porcelain body only.



No.	Each	10 @	50 @	
735	\$1.16	\$1.02 ea.	\$88.40 C	

### PONY CLEAT RECEPTACLES



Made of Bakelite

Bryant No. 715	H&H No. 50715C		
\$0.52	\$0.46	\$40.30 C	

Made of Porcelain

Bryant No. 50715	H&H No. 50715		
Each	10 @	Per 100	
\$0.54	\$0.48	\$41.60 C	



### LARGE PORCELAIN CLEAT RECEPTACLES

660 watts, 250 volts, base 2 $\frac{1}{2}$ "

Without Shade Holder Groove

Bryant No. 9402	H&H No. 9402		
Each	10 @	Per 100	
\$0.82	\$0.72	\$62.40 C	

With Shade Holder Groove

Bryant No. 4013	H&H No. 9001		
Each	10 @	Per 100	
\$0.94	\$0.84	\$71.50 C	

### PORCELAIN MOGUL RECEPTACLES



1500 Watts, 250 Volts

Bryant No. 4073	H&H No. 5920		
Each	5 @	50 @	
\$2.10	\$1.86	\$161.20 C	



### ONE-PIECE FUSELESS ROSETTES

Cleat and Concealed  
660 watts, 250 volts.

Bryant No. 96	Each	10 @	Per 100	
	\$0.52	\$0.46	\$39.00 C	

### PORCELAIN "JUNIOR" TWO-PIECE ROSETTES



With Fuseless Cap

98—Concealed Base



97—Cleat Base

Bryant Nos. 98	Each	10 @	Per 100	
	\$0.78	\$0.70	\$59.80 C	

### PORCELAIN ONE-PIECE ROSETTES



For Outlet Boxes  
Without screw terminals.

Bryant Nos.	Each	10 @	Per 100	Box, In.
93	\$0.52	\$0.46	\$39.00 C	3 $\frac{1}{4}$
94	.66	.58	50.70 C	4

### UNO SHADE HOLDERS



Ventilated, with screws to hold shade.

Bryant Nos.	Each	50 @	250 @	100 @	Size, In.
501	\$0.50	\$0.42	\$37.70 C	\$37.70 C	2 $\frac{1}{4}$
505	.82	.72	250 @	62.40 C	3 $\frac{1}{4}$
511	1.20	1.06	100 @	91.00 C	4



### UNIVERSAL SHADE HOLDERS

For Weatherproof Sockets

Bryant No. 628	Each	25 @	250 @	Size, In.
	\$0.52	\$0.46	\$39.00 C	2 $\frac{1}{4}$



### LUMILINE LAMP HOLDERS

END CAPS  
660 watts, 250 volts.

Bryant Nos.	Each	50 @	200 @	Finish
3890	\$0.24	\$0.22	\$18.20 C	Black
3890W	.26	.22	19.50 C	White

### MOUNTING BASES

For either flush or surface mounting.



Single 3891



Twin 3892

Bryant Nos.	Each	50 @	200 @	Finish
3891	\$0.48	\$0.42	\$36.40 C	Black
3891W	.56	.50	42.90 C	White
3892	.70	.62	53.30 C	Black
3892W	.74	.66	57.20 C	White

### PLURAL PLUGS



20



204

Bryant Nos.	Each	10 @	Per 100
20	\$0.70	\$0.62	\$53.30 C
204	1.62	1.42	123.50 C



17

### CUBE TAPS

Has 3 Outlets



18

Bryant Nos.	Each	20 @	Per 100
17	\$0.48	\$0.42	\$36.40 C
18	.50	.44	37.70 C



### U. S. RUBBER CUBE TAP

No.	Each	10 @	100 @
US1	\$0.42	\$0.38	\$32.50 C



2 Side Outlet

### BAKELITE PLUGS

Pin Contacts on Side,  
Bottom Edison Base

Bryant No. 124	Each	10 @	100 @
	\$0.78	\$0.70	\$59.80 C



### BAKELITE PULL SOCKET

Chain Controls  
Lamp Outlet

Bryant No. 125	Each	10 @	100 @
	\$1.14	\$1.00	\$87.10 C



### ADJUSTABLE ANGLE ADAPTERS

For Mazda projector flood or spot lamps. 180° vertical and 340° horizontal adjustment. 600 watts, 250 volts. Medium base.

Bryant No. 4700	Each	10 @	Per 100
	\$3.96	\$3.50	\$302.90 C

Graybar

Graybar



Graybar

**FRANK ADAM FAN HANGERS**



Fits any 4" box receptacle cover. Furnished with brush brass plate. With universal receptacle and round fan supporting bolt.

No. F. H. S. B.

Each	20 @
\$4.20	\$3.50 ea.



**FIXTURE STUD TYPE**

Use standard 4"x4"x1 1/2" box with 3/8" fixture stud and cover not less than 1/2" deep.

Each	20 @
\$4.20	\$3.50 ea.



**SECURITY**

A complete outlet box with receptacle and plate with bolt for supporting fan.

Box size, 4"x4"x1 1/2". Plate size, 2 3/4"x4 1/4".

F. A. Security

Each	20 @
\$4.92	\$4.10 ea.

Graybar



**BRYANT FAN HANGER OUTLETS**


With composition receptacle and brush brass flush plate. Mounts on any 4" box receptacle cover with universal receptacle and round fan supporting bolt.

No. 3750—Clamp type for attaching to boxes not equipped with stud.

No. 3751—Stud type, attaches to 3/8" stud.

Each \$6.50 10 @ \$5.74 ea. 20 @ \$4.96 ea.

**FLOOR RECEPTACLES**



For standard switch box. Has brass plate and slotted screw plug for closing when outlet is not in use.

Bryant No.	Each	2 @	10 @
3799	\$5.62	\$4.96	\$4.30 ea.

**CLOCK HANGER OUTLETS**



All bakelite construction, molded in one piece. Provides support and electrical connection for wall clocks. Clock completely conceals the outlet.

Bryant Nos.	Each	10 @	30 @
2992 Brown	\$1.72	\$1.52 ea.	\$131.30
2992-I Ivory	1.98	1.74 ea.	150.80

**COMBINATION WEATHER-PROOF SWITCH AND RECEPTACLE**



Built to withstand the heavy current surge of Type "C" lamp circuits.

Completely sealed with cover and plate gaskets.

Plate of .060" brass with baked-on aluminum finish that is not affected by atmospheric conditions.

May be installed in single gang switch box or flat face FS fittings.

Outlet rated at 15 amperes, 125 volts, or 10 amperes, 250 volts.

Single pole switch, 125-volt, "T" rating.

No.	Each	2 @	10 @
4526	\$5.60	\$4.94 ea.	\$4.28 ea.

**WEATHERPROOF DUPLEX FLUSH RECEPTACLE**



Completely sealed with cover and plate gasket.


Plate of .060" brass with baked-on aluminum finish that is not affected by atmospheric conditions.

May be installed in single gang switch box or flat face FS fittings.

15 Amperes, 125 Volts; 10 Amperes, 250 Volts

No.	Each	2 @	10 @
4527	\$5.60	\$4.94 ea.	\$4.28 ea.

**OUTDOOR FLUSH RECEPTACLES**



For plugging in outdoor appliances. Cadmium finish plate. Rubber mat under the plate makes it weather-proof.

Bryant No.	Each	10 @	30 @
3880	\$3.06	\$2.70 ea.	\$2.34 ea.

**RADIO OUTLETS**




For aerial, ground and power connections. Aerial ground caps and power caps cannot be interchanged. Fit standard switch box and standard duplex plate. Furnished with barrier.

**RECEPTACLE**

Nos.	Each	2 @	10 @
3789 Brown	\$2.40	\$2.12 ea.	\$1.84 ea.
3789-I Ivory	2.56	2.26 ea.	1.96 ea.
	<b>CAP</b>		
3790 Brown	.36	.32 ea.	.28 ea.
3790-I Ivory	.44	.40 ea.	.34 ea.

**RADIO OUTLETS AND ASSEMBLIES**



Aerial and two power outlets, cap, box cover and bakelite plate.

Nos.	Each	2 @	10 @
22184 Brown	\$3.68	\$3.24 ea.	\$2.80 ea.
22184-I Ivory	4.26	3.76 ea.	3.26 ea.

**HEAVY DUTY RANGE RECEPTACLES**



50 Amperes, 250 Volts  
**THREE WIRE ANGLE CAP**

Bryant No.	H&H No.	Each	2 @	10 @
3833	7952	\$5.56	\$4.90 ea.	\$4.26 ea.



50 Amperes, 250 Volts  
**THREE WIRE STRAIGHT CAP**

Bryant No.	Each	2 @	5 @
7513	\$4.52	\$4.00 ea.	\$3.46 ea.



**THREE WIRE BAKELITE RECEPTACLE FOR SURFACE MOUNTING**

Easily installed on the floor against the baseboard.

Bryant No.	H&H No.	Each	2 @	10 @
3826	7950	\$4.02	\$3.56 ea.	\$3.08 ea.



**GROUND STRAPS**

Bryant No.	H&H No.	Each	2 @	10 @
3827	7951	\$1.20	\$1.06 ea.	\$0.92 ea.



**BAKELITE FLUSH RECEPTACLES**

With Plate

Take standard 4" box and 2 gang raised switch cover.

Bryant No.	H&H No.	Each	2 @	10 @
3846	7990	\$8.44	\$7.44 ea.	\$6.44 ea.

**RANGE CONNECTOR CORD SETS**



Moulded bakelite cap. Rubber cable. Length 36".

50 Amperes, 250 Volts  
Two No. 6 and one No. 8 wires.


Bryant Nos.	Each	2 @	10 @
3899	\$5.24	\$4.62 ea.	\$4.00 ea.
	Three No. 6 wires.		
3897	7.42	6.54 ea.	5.66 ea.

All Items on This Page—Cash Discount 2%

Graybar

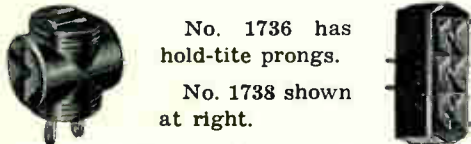
MONOWATT SURFACE WIRING DEVICES

Made of brown plastic, tough, durable, lightweight. Knockouts easily removed with a screwdriver, make any device "feed thru" or "dead-end." Metal grounding plate available for use with BX. Switches are "T" rated, 10 amp. 125 volt.



Nos.	Each	5 @	50 @	Description
2620-1	\$1.18	\$1.04	\$ 89.70 C	Duplex Receptacle
2630-1	1.64	1.46	126.10 C	S. P. Switch
2633-1	1.78	1.58	136.50 C	3-Way Switch
2651-1	1.78	1.58	136.50 C	Pull Lampholder
2655-1	1.50	1.32	114.40 C	Keyless Lampholder
2670-1	1.38	1.22	105.30 C	Rosette or Jct. Box
2690-6	.44	.38	33.80 C	BX Clamp Attach

MONOWATT PLASTIC MULTIPLE TAPS

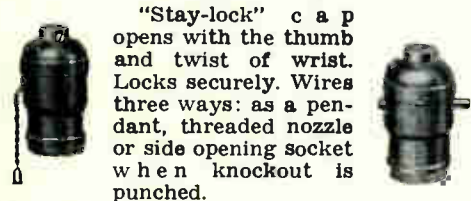


No. 1736 has hold-tite prongs.

No. 1738 shown at right.

Nos.	Each	10 @	100 @	Color
1735-1	\$0.26	\$0.22	\$19.50 C	Brown
1735-2	.32	.28	24.70 C	Ivory
1736-1	.26	.22	19.50 C	Brown
1736-2	.32	.28	24.70 C	Ivory
1738-1	.34	.30	26.00 C	Brown
1738-2	.42	.38	32.50 C	Ivory

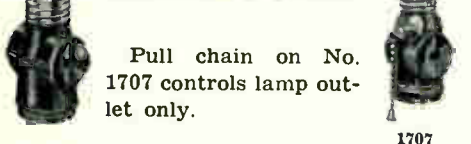
MONOWATT PLASTIC SOCKETS



"Stay-lock" cap opens with the thumb and twist of wrist. Locks securely. Wires three ways: as a pendant, threaded nozzle or side opening socket when knockout is punched.

Nos.	Each	10 @	100 @	Type	Color
1520-1	\$0.74	\$0.64	\$55.90 C	Pull	Brown
1520-2	.80	.70	61.10 C	Pull	Ivory
1540-1	.64	.58	49.40 C	Push	Brown
1540-2	.72	.64	54.60 C	Push	Ivory

MONOWATT PLASTIC CURRENT TAPS



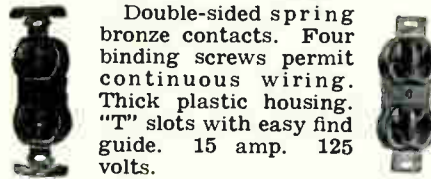
Pull chain on No. 1707 controls lamp outlet only.

Nos.	Each	10 @	100 @	Color
1706-1	\$0.34	\$0.30	\$26.00 C	Brown
1706-2	.42	.38	32.50 C	Ivory
1707-1	.60	.52	45.50 C	Brown
1707-2	.70	.62	53.30 C	Ivory

St L 48

All Items on This Page—Cash Discount 2%

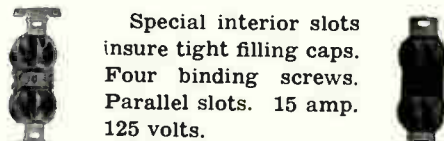
MONOWATT FLUSH RECEPTACLES



Double-sided spring bronze contacts. Four binding screws permit continuous wiring. Thick plastic housing. "T" slots with easy find guide. 15 amp. 125 volts.

Nos.	Specification Grade			Color
	Each	10 @	100 @	
<b>With Removable Plaster Ears</b>				
1209-1	\$0.60	\$0.52	\$45.50 C	Brown
1209-2	.66	.58	50.70 C	Ivory
<b>Without Plaster Ears</b>				
1208-1	.52	.46	40.30 C	Brown
1208-2	.60	.52	45.50 C	Ivory


Competitive Grade



Special interior slots insure tight filling caps. Four binding screws. Parallel slots. 15 amp. 125 volts.

Nos.	Without Plaster Ears			Color
	Each	10 @	100 @	
1201-1	\$0.32	\$0.28	\$24.70 C	Brown
1201-2	.40	.34	29.90 C	Ivory

MONOWATT PLASTIC RECEPTACLES

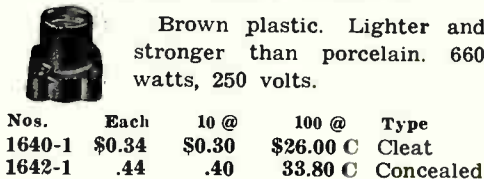


Fit either 3 1/4" or 4" box. Break-off feature permits outer part of plate to be broken off when a 3 1/4" box is used.

Nos.	PULL CHAIN WITH TWO OUTLETS			Color
	Each	5 @	25 @	
1612-1	\$1.14	\$1.00	\$87.10 C	Brown

Nos.	PULL CHAIN — NO OUTLETS			Color
	Each	5 @	25 @	
1620-1	.92	.82	70.20 C	Brown
<b>KEYLESS</b>				
1626-1	.58	.52	44.20 C	Brown

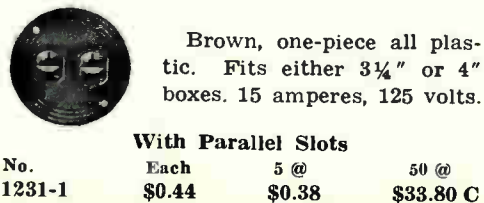
CLEAT RECEPTACLES



Brown plastic. Lighter and stronger than porcelain. 660 watts, 250 volts.

Nos.	Type			
	Each	10 @	100 @	
1640-1	\$0.34	\$0.30	\$26.00 C	Cleat
1642-1	.44	.40	33.80 C	Concealed

BOX RECEPTACLES



Brown, one-piece all plastic. Fits either 3 1/4" or 4" boxes. 15 amperes, 125 volts.

No.	With Parallel Slots		
	Each	5 @	50 @
1231-1	\$0.44	\$0.38	\$33.80 C

MONOWATT FLUSH TUMBLER SWITCHES

Specification Grade



Removable plaster ears. "T" rating. 10 ampere. 125 volts.

Nos.	Specification Grade				Handle	Type
	Each	10 @	100 @	Color		
1314-1	\$0.76	\$0.68	\$58.50 C	Brown	S. P.	
1314-2	.84	.74	63.70 C	Ivory	S. P.	
1315-1	.96	.84	72.80 C	Brown	3-way	
1315-2	1.02	.90	78.00 C	Ivory	3-way	

With Wide Mounting Bracket



End Wired. "T" rating. 10 ampere. 125 volts.

Nos.	Competitive Grade				Handle	Type
	Each	10 @	100 @	Color		
1308-1	\$0.56	\$0.50	\$42.90 C	Brown	S. P.	
1308-2	.62	.56	48.10 C	Ivory	S. P.	
1309-1	.74	.64	55.90 C	Brown	3-way	
1309-2	.80	.70	61.10 C	Ivory	3-way	

Competitive Grade



Good quality switches for replacement work. 10 ampere. 125 volt.

Nos.	Without Plaster Ears				Handle	Type
	Each	10 @	100 @	Color		
1301-1	\$0.42	\$0.38	\$32.50 C	Brown	S. P.	
1301-2	.50	.42	37.70 C	Ivory	S. P.	
1303-1	.60	.52	45.50 C	Brown	3-way	
1303-2	.66	.58	50.70 C	Ivory	3-way	

BOX SWITCHES



Brown, one-piece all plastic. Fits either 3 1/4" or 4" boxes. 10 amperes, 125 volts.

Nos.	Type			
	Each	5 @	50 @	Color
1341-1	\$0.58	\$0.50	\$44.20 C	S. P.
1343-1	.74	.66	57.20 C	3-way
<b>With "T" Rated Switches</b>				
1342-1	.76	.68	58.50 C	S. P.
1344-1	.94	.82	71.50 C	3-way

TOGGLE SWITCHES



Brown, all plastic. May be back or side wired. 10 amperes, 125 volts.

Nos.	Type			
	Each	10 @	100 @	
1331-1	\$0.56	\$0.50	\$42.90 C	S. P.
1332-1	.74	.66	57.20 C	3-way

MONOWATT NIGHT LIGHT



Easily inserted into existing receptacles. Rotary switch controls the lamp.

Nos.	Color			
	Each	10 @	Per 100	
2363-1	\$0.76	\$0.68	\$58.50 C	Brown
2363-2	.86	.76	65.00 C	Ivory

Graybar

Graybar

## CANOPY SWITCHES



Brown — Push Type.  
3 Amperes, 125 Volts.

No.	Each	10 @	100 @
1362-1	\$0.42	\$0.38	\$32.50


## MONOWATT FEED-THRU SWITCH



Brown moulded case. 10 amp.  
125 volts.

No.	Each	10 @	100 @
1351-1	\$0.58	\$0.50	\$44.20 C

## MONOWATT PLATES



### PLASTIC BREAK-OFF PLATES

Nos.	Each	10 @	Per 100	Color
1400-1	\$0.18	\$0.16	\$14.30	Brown
1400-2	.26	.24	20.80	Ivory
1401-1	.18	.16	14.30	Brown
1401-2	.26	.24	20.80	Ivory
1402-1	.18	.16	14.30	Brown
1402-2	.26	.24	20.80	Ivory
1403-1	.18	.16	14.30	Brown
1403-2	.26	.24	20.80	Ivory
1404-1 (Tele.)	.26	.22	19.50	Brown
1404-2 (Tele.)	.34	.30	26.00	Ivory

### MIRROR PLATES

Nos.	Each	10 @	Per 100	Type
1430-0	\$0.58	\$0.50	\$44.20	Push
1431-0	.58	.50	44.20	Toggle
1433-0	.58	.50	44.20	Duplex

## MONOWATT COMBINATION DEVICES



**4024**  
Two  
S.P.  
Switches



**4026**  
S.P.  
Switch  
Pilot  
Light



**4041**  
S.P. Switch  
2-Outlets

No.	Each	5 @	50 @	Color
4024-1	\$1.38	\$1.22	\$105.30 C	Brown
4024-2	1.68	1.48	128.70 C	Ivory
4026-1	2.22	1.96	170.30 C	Brown
4026-2	2.46	2.18	188.50 C	Ivory
4041-1	1.50	1.32	114.40 C	Brown
4041-2	1.86	1.64	143.00 C	Ivory

## COMBINATION PLATE OUTLETS



Receptacle and plate fully assembled. Break-off plate permits grouping with No. 1321 switches. Oval holes in plate for straight adjustment. 15 amp. 125 volts.

Nos.	Each	10 @	100 @	Recept.	Color
1221-1	\$0.48	\$0.42	\$36.40 C	Duplex	Brown
1221-2	.58	.52	44.20 C	Duplex	Ivory
1223-1	.52	.46	39.00 C	Triple	Brown
1223-2	.62	.54	46.80 C	Triple	Ivory
1225-1	.64	.58	49.40 C	Quintet	Brown
1225-2	.74	.66	57.20 C	Quintet	Ivory

All Items on This Page—Cash Discount 2%

## MONOWATT HEATER CORD SETS



Six foot, No. 18-2 conductor, 3,000-cycle cotton cord. Moulded on cap. Black switchless heater connector.

No.	Each	5 @	50 @
1901-3	\$1.12	\$1.00	\$85.80 C



Six foot, No. 18-2 conductor, 3,000-cycle cotton cord. Black switchless miniature heater connector.

No.	Each	5 @	50 @
1918-3	\$1.12	\$1.00	\$85.80 C



Six foot, No. 18-2 conductor, 3,000 - cycle neoprene heater cord. New miniature 1/2" switchless connector.

No.	Each	5 @	50 @
1919-3	\$1.12	\$1.00	\$85.80 C



Six foot, No. 18-2 conductor, 3,000 heater cord. Black side outlet heater connector with top switch.

No.	Each	5 @	50 @
1933-3	\$1.48	\$1.30	\$113.10 C



Six foot, No. 18 conductor, heater cord. Black heater connector with armor clips and switch.

No.	Each	5 @	50 @
1936-3	\$1.70	\$1.50	\$130.00 C

## MONOWATT EXTENSION CORD SETS



Cube Tap Extension No. 18 POSJ cord. For brown sets. No. 18 POT cord for ivory sets.

Nos.	Each	5 @	50 @	Color	Lgth.
2001-1	\$0.80	\$0.72	\$61.76 C	Brown	6 ft.
2001-2	.90	.80	68.90 C	Ivory	6 ft.
2003-1	.96	.86	74.10 C	Brown	9 ft.
2003-2	1.08	.94	81.90 C	Ivory	9 ft.
2006-1	1.22	1.08	93.60 C	Brown	15 ft.
2006-2	1.30	1.16	100.10 C	Ivory	15 ft.

## TROUBLE LIGHT EXTENSION



Plastic handle with push thru switch and outlet. Reflector guard with swivel hook—25 feet. No. 18 —S-J Rubber Cord.

No.	Each	10 @
2098-1	\$4.50	\$3.90 Ea.

## MONOWATT TABLE TAP EXTENSIONS



With No. 18 POSJ Rubber Cord for brown sets. No. 18 POT plastic cord for ivory sets.

### TWO OUTLETS

Nos.	Each	5 @	50 @	Color	Lgth.
2022-1	\$1.06	\$0.94	\$80.60 C	Brown	9 ft.
2022-2	1.16	1.02	88.40 C	Ivory	9 ft.
2025-1	1.32	1.16	101.40 C	Brown	15 ft.
2025-2	1.42	1.26	108.56 C	Ivory	15 ft.

### THREE OUTLETS

Nos.	Each	5 @	50 @	Color	Lgth.
2033-1	1.22	1.08	93.60 C	Brown	9 ft.
2036-1	1.48	1.30	113.10 C	Brown	15 ft.

## REPLACEMENT CORDS

No. 18 POSJ—Rubber Cord for brown sets, stripped end and cap. No. 18 POT plastic cord for ivory sets.

Nos.	Each	5 @	50 @	Color	Lgth.
2071-1	\$0.54	\$0.48	\$41.60 C	Brown	6 ft.
2071-2	.54	.48	41.60 C	Ivory	6 ft.
2073-1	.68	.62	53.96 C	Brown	9 ft.
2073-2	.68	.62	53.96 C	Ivory	9 ft.
2076-1	.96	.86	74.10 C	Brown	15 ft.
2076-2	.96	.86	74.10 C	Ivory	15 ft.

## MONOWATT HEATER CONNECTORS



Top switch connector with side outlet cord spring.

No.	Each	10 @	100 @	Color
1820-3	\$0.70	\$0.62	\$53.30 C	Black



Switch connector with non-pull. Easily grasped for removal. Armor clips eliminate screws.

No.	Each	10 @	100 @	Color
1828-3	\$0.78	\$0.68	\$59.80 C	Black

## MONOWATT PLUG CAPS



**1120**  
Nos. Each 25 @ 250 @  
1120-1 \$0.18 \$0.16 \$13.00 C Brown  
1120-2 .20 .18 14.96 C Ivory  
1125-1 .14 .12 11.70 C Brown  
1125-2 .18 .16 14.30 C Ivory  
1131-3 .20 .18 14.96 C Rubber



**1125**



**1131**

## MONOWATT PLUG BASES



Parallel slots. 660 watts, 250 volts.

No.	Each	25 @	250 @	Color
1141-1	\$0.12	\$0.10	\$9.10 C	Brown
1141-2	.16	.14	12.36 C	Ivory



## SOCKET ADAPTERS

Convert parallel slots to medium base lamp holder. 660 watts, 250 volts.

No.	Each	10 @	100 @	Color
1701-1	\$0.22	\$0.20	\$18.20 C	Brown
1701-2	.28	.26	22.10 C	Ivory


St L 49

No. 1400-A




\$1.12

No. 1400-B



\$2.24

No. 1400-C




\$3.34

## TOUCH-PLATE SWITCHES

LOW VOLTAGE MOMENTARY CONTACT SWITCHES to operate Touch-Plate Relays No. 1550-A. All wiring to the Touch-Plate switches is open run low voltage—no conduit necessary. No box needed because of low voltage. Mounting holes fit standard outlet boxes or switch plaster rings (these can be nailed directly to studs). Touch-Plate switches can be attached directly to plywood, etc. Wire in parallel for multiple switches. Single Touch-Plate switches fit single box or plaster rings. Both two and three-gang Touch-Plate switches fit two-gang box or plaster rings. Available in both ivory and brown with either ivory or brown buttons.

## MASTER PANELS

No. CC12



\$37.20

No. CC6



\$21.70

The Touch-Plate Master Panels provide a central point (such as the master bedroom) where one can see instantly which house lights are on or off—and individually control those lights from that point.

Women often prefer two Master Panels: one at the garage (to turn on all lights before entering the house), the other in the bedroom (to turn off what lights remain on). The second Master Panel is in parallel to the first.

CC No. 12 has twelve low voltage touch buttons and twelve indicator pilot lamps, CC No. 6 has six buttons and six pilot lamps. All touch buttons control individual relays (No. 1550-A) mounted in the GB No. 9 gang boxes (the same relays controlled by Touch-Plate switches in individual rooms). The low voltage indicator lamps are controlled by individual 10V transformers, also in GB9 gang boxes, which are wired in parallel with individual fixtures.

A touch button trips the No. 1550-A relay which turns on the light and the 10V transformer, which in turn lights the indicator lamp on the Master Panel—indicating the fixture is on.

Master Panels mount to "Steel City No. H2BD" Box or "National No. 3002"

## RELAY NO. 1550A-DC




\$4.72

A solenoid-operated silver-contact switch designed to mount in Touch-Plate gang boxes and coil to be operated on 12V DC supplied by Model No. 78K-1 Transformer and No. 17C Converter. Relay is impulse-type, cam action. Rating 10 amps, 125V AC. Controlled by momentary contact switches (Touch-Plate's Model No. 1400). Do not mount relays in outlet boxes behind fixtures.

**Important:** The relay is the actual switch—and controls fixtures the same as any conventional switch.

## TRANSFORMER NO. 78K-1



\$6.94

24 volts AC secondary—115 volts AC primary (rating: 25 VA)—provides 24 volts AC current to the No. 17C converter which converts AC to DC for Touch-Plate Switch Circuit. Fits k.o. opening in gang boxes or mounting plates available to fit 4" square box. Bi-metal thermal cut-out protects transformer and low-voltage circuit by breaking the primary in case of shorts, etc.

## CONVERTER NO. 17C



\$7.20

Converts low voltage AC to DC for Touch-Plate Switch Circuits. 250 MFD Condenser built-in provides surge if voltage fluctuates. No. 17C Converter to be used only with No. 78K-1 transformer.

## GANG BOXES

No. 1620



\$11.16

No. GB9



\$17.36

(for group mounting of relays)

No. 1620 made to receive up to 15 No. 1550-A relays, one No. 78K-1 24V transformer and one No. 17C converter. Adequate k.o.'s provided for 115V runs.

The 115V wiring is within box and low voltage connections are outside box. Dimensions 5"x20"x4". For surface mounting only.

No. GB-9 made to receive 9 No. 1550-A relays (can receive 15 with 6 relays open-wired on low voltage side), one No. 78K-1 24V transformer, one No. 17C converter and 6 10V k.o. mounting type transformers. All 115V and low-voltage connections within box. Dimensions: 9"x24"x4".

No. GB-9 should be used when Master Panels are installed and can be either surface or flush mounted.

## NO. 6 CONTROL UNIT

Prewired assembly (to control six fixtures)

Consists of following items completely wired at factory.

With color coded pigtailed for easy installation: 1-GB9 Gang Box, 1-78K1 Transformer, 1-17C Converter, 6 No. 1550-A Relays, 6-10V. Indicator Light Transformers.

The color-coding of pigtailed makes the installation of the system much simpler. Colors of pigtailed on the No. 6 Control Unit match to same color pigtailed on Master Panel.

Two No. 6 control units are necessary when CC12 master panel is used. Knockouts provided on top side of No. 6 control unit for 9 additional relays. These relays would not be controlled from the master panel.



\$84.32

INSTALLATION INSTRUCTIONS AVAILABLE FROM GRAYBAR  
EASY TO INSTALL . . . CONVENIENT . . . MODERN . . . SAFE

## JUNCTION OR PULL BOXES



**SCREW COVER**  
Standard gauge steel, covers fastened with machine screws. 6"x6"x4" and 6"x8"x4" have 1 1/4" knockouts. Other sizes combination, 1", 1 1/4", 1 1/2", 2" knockouts.

		(Black)		(Galvanized)	
Wide Long Deep	Ea.	10 Asst.	10 Asst.	Ea.	10 Asst.
6"x6" x4"	\$2.84	\$2.58	\$3.30	\$3.00	
6"x8" x4"	3.14	2.86	3.76	3.42	
8"x8" x4"	3.60	3.28	4.10	3.72	
8"x10"x4"	4.10	3.72	4.56	4.14	
8"x12"x4"	4.82	4.38	5.78	5.26	
		5 Asst.		5 Asst.	
Wide Long Deep	Ea.	5 Asst.	Ea.	5 Asst.	
10"x10"x4"	\$4.86	\$4.42	\$5.34	\$4.86	
10"x12"x4"	5.34	4.86	5.80	5.28	
12"x12"x4"	5.66	5.14	6.76	6.14	
12"x15"x4"	7.78	7.08	8.64	7.86	
15"x15"x4"	10.04	9.12	12.54	11.49	
12"x12"x6"	8.16	7.42	10.21	9.27	
12"x15"x6"	10.20	9.28	12.76	11.60	
15"x15"x6"	13.66	12.42	16.70	15.18	



## STEEL CUT-OUT BOXES

TYPE A SURFACE

Black enamel galvanized finish; have 1/2" knockouts on four sides.

		(Black)		(Galvanized)	
Wide Long Deep	Ea.	10 Asst.	10 Asst.	Ea.	10 Asst.
4 1/2"x 5"x3"	\$1.74	\$1.58	\$2.16	\$2.98	
4 1/2"x 9"x3"	2.38	2.16	2.98	2.72	
6"x 6"x4"	2.20	2.00	2.86	2.50	
6"x 8"x4"	2.78	2.52	3.48	3.14	
6"x12"x4"	3.60	3.28	4.50	4.08	
8"x 8"x4"	3.46	3.14	4.32	3.90	
8"x10"x4"	3.76	3.42	4.72	4.28	
8"x12"x4"	4.56	4.14	5.70	4.96	

		5 Asst.		5 Asst.	
Wide Long Deep	Ea.	5 Asst.	Ea.	5 Asst.	
10"x10"x4"	\$4.70	\$4.28	\$5.86	\$5.34	
10"x12"x4"	5.34	4.86	6.66	6.08	
10"x15"x4"	6.76	6.14	8.46	7.68	
10"x18"x4"	8.50	7.72	10.67	9.64	
12"x12"x4"	5.66	5.14	7.08	6.40	
12"x15"x4"	7.70	7.00	9.60	8.74	
12"x18"x4"	7.86	7.14	9.80	8.90	
15"x15"x4"	8.50	7.72	10.62	9.64	
15"x18"x4"	9.74	8.86	12.16	11.08	
12"x12"x6"	7.70	7.00	9.62	8.75	
12"x15"x6"	8.64	7.86	10.78	9.82	
15"x15"x6"	10.92	9.92	13.64	12.38	
18"x18"x6"	13.18	11.98	16.48	14.98	
18"x24"x6"	22.94	20.86	28.66	26.06	

## REDUCING WASHERS



To reduce the size of knockouts. Galvanized finish.

Nos.	Each	Per 100	Size, In.
CF7336	\$0.03	\$3.00	3/4 x 1/2
CF7337	.06	5.20	1 x 3/4
CF7338	.06	5.20	1 x 1/2
CF7339	.10	8.40	1 1/4 x 1
CF7340	.10	8.40	1 1/4 x 3/4
CF7341	.12	9.80	1 1/4 x 1 1/2
CF7342	.12	9.80	1 1/2 x 1 1/4
CF7343	.12	9.80	1 1/2 x 1
CF7346	.14	12.60	2 x 1
CF7347	.14	12.60	2 x 1 1/4

## PLUG FUSE CUTOUTS



### DOUBLE BRANCH

Nos.	Each	Wire	Fuse
5228		2	2
5228	\$0.64	2	2
232	2.46	3	2

### SINGLE BRANCH

Nos.	Each	Wire
221	\$1.44	2

### MAIN LINE

Nos.	Each	Pole
220	\$1.28	2
330	1.62	3

## ENTRANCE SWITCHES

Porcelain Base

125 Volt, 30 Amp., 2 Pole  
For Plug Fuses

No.	Each	2 @	25 @
1695	\$2.62	\$2.32 ea.	\$201.50 C

## BATTERY KNIFE SWITCHES

15 Amp., 125 Volts

Nos.	Each	10 @	Pole	Throw
707	\$1.14	\$1.06	Single	Single
708	1.52	1.40	Single	Double
709	1.76	1.60	Double	Single
710	2.24	2.04	Double	Double

## BULLDOG SOLDERLESS LUGS



Uniform compression clamps the entire surface of the wire.

Nos.	Each	Amps.	Wire Size
3021	\$0.34	250 @ \$30.00 C	70 4
3031	.56	100 @ 48.00 C	100 1
3041	1.08	50 @ 90.00 C	225 4/0
3052	3.58	10 @ 298.00 C	400 500M
3062	6.84	5 @ 568.00 C	650 1,000,000

### WRENCHES FOR ABOVE

Nos.	Each	For Lug Nos.
303SW	\$0.36	3031, 3041
306SW	.96	3052, 3062

No. 3021 can be tightened with screw-driver.

## INSULATED STAPLES



No. 1—1/2" No. 3—3/4"  
No. 5—5/8"

100 @	1000	5000
\$0.40	\$0.32 C	\$0.26 C

## FUSE CUTOUTS

SINGLE POLE MAIN LINE

Nos.	Each	Amps.	V.	Material
3929	\$0.98	30	250	Porcelain
3930	1.98	60	250	Porcelain
1931	3.22	100	250	Porcelain
1934	8.22	200	250	Slate
1935	1892	400	250	Slate
3937	1.52	30	600	Porcelain
3938	3.18	60	600	Porcelain
1941	5.20	100	600	Slate
1942	9.26	200	600	Slate

### DOUBLE POLE MAIN LINE

Nos.	Each	Amps.	V.
1917	\$1.34	30	250
1918	3.08	60	250

### TRIPLE POLE MAIN LINE

Nos.	Each	Amps.	V.
1924	\$1.84	30	250
1925	4.52	60	250

### TWO-WIRE D. P. SINGLE BRANCH

Nos.	Each	Amps.	V.
1919	\$2.46	30	250
1920	4.72	60	250

### THREE-WIRE THREE-POLE SINGLE BRANCH

Nos.	Each	Amps.	V.
1926	\$3.12	30	250
1927	8.02	60	250

### TWO-WIRE D. P. DOUBLE BRANCH

Nos.	Each	Amps.	V.
1922	\$4.10	30	250
1996	8.22	60	250

### THREE TO TWO-WIRE DOUBLE BRANCH

Nos.	Each	Amps.	V.
1923	\$5.56	30	250
1997	11.32	60	250

## UNIVERSAL TEST CLIPS

For Making Quick Electrical Connections

Nos.	10 @	Per 100	Amps.	Lgth., In.
45	\$0.10	\$ 8.40	5	1 1/2
48B	.10	9.20	10	2
27	.16	13.40	20	2 1/2
24A	.20	18.00	25	2 7/8
21A	.34	29.00	50	4

May be assorted with Universal Clip Insulators.

## UNIVERSAL CLIP INSULATORS

Insulator	10 @	Per 100	For Clip
47	\$0.12	\$10.00	45
49	.14	12.60	48B
29	.24	20.60	27
26	.36	30.00	24A
23	.50	42.00	21A

May be assorted with Universal Clips

## PLASTIC HEAD NAILS

Nos.	100	1000	Size
F5 1/2	\$0.50	\$3.80	1/2"
F5 3/8	.50	3.80	5/8"
F5 1/4	.50	3.80	3/4"
F5 1/8	.50	3.80	7/8"

All Items on This Page—Cash Discount 2%.

## T & B STA-KON WIRE JOINTS



Joint made of tough bronze, tin coated. Both ends open for visual inspection to insure wires are fully inserted.



Insulator made of strong plastic. WT-111 installing tool makes perfect joint. Maximum capacity of joint is 3 No. 12 wires. Many other combinations possible.

Nos.	Less		100		Con. & Ins.
	100	Per 100	1000		
PT66	\$12.80	\$10.00	\$8.00		Con. & Ins.
PT60	5.40	4.30	3.40		Connector
PT6	7.40	5.80	4.60		Insulator

## WIRE CONNECTORS

All porcelain. Simply screw on. No tape or solder required. Takes one No. 14 and one No. 18 or four No. 18 wires.



No.	Each	100	1000 @
G3	\$0.02	\$1.51	\$13.76



No tape or solder. Simply screw on. Made of composition.

### Wire Capacities

No. 71B—3 No. 18; 1 No. 18 and 1 No. 16.			
No. 73B—2 No. 14; 2 No. 14 and No. 18;			
4 No. 16; 5 No. 18; 3 No. 18 and 2 No. 16.			
No. 74B—5 No. 18; 5 No. 16; 4 No. 14;			
2 No. 12; 4 No. 14 and 1 No. 18.			
No. 76B—6 No. 14; 4 No. 12; 3 No. 10;			
6 No. 14 and 2 No. 16; 3 No. 12 and 3 No. 16.			
Nos.	Each	100 @	1000 @
71B	\$0.02	\$1.40	\$12.72
73B	.02	1.80	16.50
74B	.04	2.42	22.00
76B	.06	4.54	41.26

## T & B "LOCK-TITE" LUGS



Clamps the entire surface of the cable, which is held all around in a grooved grip. Compression is uniform; cable cannot spread.

Nos.	Each	18 @	108 @	Wire Size
31007	\$ 1.73	\$1.35	\$1.08	4 to 1
	Each	12 @	72 @	
31009	\$ 2.72	\$2.12	\$1.70	1 to 2/0
31011	3.72	2.90	2.32	2/0 to 4/0
31013	4.52	3.52	2.82	4/0 to 300M
	Each	6 @	36 @	
31015	\$ 7.20	\$5.62	\$4.50	300 to 500M
31017	12.40	9.70	7.72	500 to 750M
31019	14.40	11.30	9.00	750 to 1000M

## SOLDERING LUGS



Side formed round end up to 250,000. Larger sizes square end. Seamless N. E. C. Standard Rating.

Amp.	Each	Pkg.	Per 100	Size	Wire Size
25	\$0.04	250	\$3.12	1/4"	10
35	.04	200	3.68	1/4"	8
50	.06	200	5.68	1/4"	6
70	.08	125	6.34	3/8"	4
90	.10	100	8.70	1/2"	2
125	.14	100	11.26	1/2"	0
150	.18	100	14.44	3/4"	00
175	.26	100	19.98	3/4"	000
225	.32	50	25.00	1"	0000
250	.62	25	59.20	1 1/4"	25000
325	.92	25	73.04	1 1/4"	40000
400	1.44	25	114.62	1 1/2"	50000
550	2.40	25	192.10	1 3/4"	80000
650	2.68	25	215.28	1 3/4"	100000

## T & B "LUG-IT"



Screw driver is only tool needed. Provides even pressure and maximum contact. Electro-plated to prevent corrosion.

Nos.	Each	Ctn.,	Each	Std. Pkg.	Wire Size
35301	\$0.22	250 @	\$0.16	1000 @ \$13.80 C	14 to 6
35401	.28	250 @	.22	1000 @ 18.20 C	8 to 2
35501	.60	100 @	.46	500 @ 37.60 C	4 to 2/0
35601	1.34	25 @	1.06	100 @ 84.00 C	1/0 to 4/0

## STA-KON TERMINAL KIT



Contain one carton each of A18-10, B14-10, C10-10 plus WT-111 hand tool. No. 20 \$12.00 Kit

## T & B STA-KON TERMINALS

Installs Fast—Stays Fast



Insert the wire, then slake with the tool, making a perfect connection.

Nos.	Each	Unit Pkg.	Std. Pkg.	Wire Size.	Unit Pkg.	Std. Pkg.
A18-10	\$0.06	\$ 4.60	\$ 3.70	20-18	100	1000
B14-10	.06	4.60	3.70	16-14	100	2000
C10-10	.08	6.30	5.00	12-10	50	1000
D8-14	.16	12.50	10.00	8	25	500
EG-14	.18	13.80	11.00	6	20	200
F4-14	.24	18.80	15.00	4	20	200
GI-14	.40	31.20	25.00	2-1	10	100
H10-14	.51	40.00	32.00	1/0	10	100
J20-38	.58	45.00	36.00	2/0	10	100
K30-38	.68	52.50	42.00	3/0	5	50
L40-38	.86	67.50	54.00	4/0	5	50
M250-38	.98	77.50	62.00	250 MCM	5	50

## T & B "LOCK-TITE" TWO-WAY CONNECTORS



Grooved grips clamp the entire surfaces of the cables with uniform compression. Will not work loose.

Nos.	Each	12 @	72 @	Wire Size
32507	\$ 2.46	\$ 1.92	\$ 1.54	4 to 1
	Each	6 @	36 @	
32509	\$ 3.72	\$ 2.90	\$ 2.32	1 to 2/0
32511	5.50	4.30	3.40	2/0 to 4/0
32513	7.60	5.90	4.72	4/0 to 300M
	Each	3 @	18 @	
32515	\$12.90	\$10.10	\$ 8.06	300 to 500M
32517	21.00	16.40	13.10	500 to 750M
32519	24.80	19.40	15.50	750 to 1000M

## STA-KON HAND TOOLS



Nos.	Each	Installs Terminals for Wire Sizes
WT-111M	\$ 6.00	Nos. 20, 18, 16, 14, 12, 10
WT-115	36.00	Nos. 8, 6, 4, 2, 1
		Installs Terminals for Wire Sizes
No.	Each	
21076	\$90.00	Nos. 2, 1, 1/0, 2/0, 3/0, 4/0, 250 MCM

## T & B "HINJON JUNIOR" TEE-PARALLEL TAP-INS

For either solid or stranded wire.



Nos.	Each	12 @	72 @	Main	Branch
35107	\$ 2.32	\$ 1.80	\$ 1.46	8 to 4	14 to 8
35108	2.50	1.96	1.56	8 to 4	8 to 4
35109	2.76	2.16	1.72	4 to 1/0	14 to 4
35110	3.30	2.60	2.06	4 to 1/0	4 to 1
35111	3.90	3.02	2.42	1/0 to 4/0	14 to 4
35112	4.20	3.26	2.60	1/0 to 4/0	8 to 1
	Each	6 @	36 @		
35113	\$ 4.70	\$ 3.66	\$ 2.92	4/0 to 300MCM	14 to 4
35114	5.10	4.00	3.18	4/0 to 300MCM	8 to 1
35115	6.40	5.00	4.00	300 to 500MCM	14 to 4
35116	7.80	6.10	4.82	300 to 500MCM	8 to 1
	Each	3 @	18 @		
35118	\$ 9.80	\$ 7.70	\$ 6.10	500 to 750MCM	14 to 1
35120	13.50	11.50	8.40	750 to 1000MCM	14 to 1

## T & B "LOCK-TITE" TEE-PARALLEL TAPS

Make either tee or parallel taps. Take any type wire as well as round or tubular buss.



Nos.	Each	6 @	36 @	Main	Branch
35107	\$ 2.32	\$ 1.80	\$ 1.46	1/0 to 4/0	2 to 1
35108	2.50	1.96	1.56	1/0 to 4/0	1/0 to 4/0
35007	5.20	4.02	3.22	4/0 to 300MCM	2 to 1/0
35009	7.40	5.80	4.60	4/0 to 300MCM	2/0 to 300MCM
35011	8.70	6.80	5.40	300 to 500MCM	2 to 3/0
35013	11.10	8.70	6.90	300 to 500MCM	4/0 to 500MCM
35015	13.30	10.40	8.30	500 to 750MCM	2 to 3/0
35017	17.00	13.30	10.60	500 to 750MCM	4/0 to 500MCM
35019	20.60	16.20	12.90	500 to 750MCM	500 to 750MCM
35021	13.50	10.50	8.40	750 to 1000MCM	2 to 3/0
35023	16.50	12.90	10.30	750 to 1000MCM	4/0 to 500MCM
35025	18.90	14.80	11.80	750 to 1000MCM	500 to 750MCM
35027	19.90	15.50	12.40	750 to 1000MCM	750 to 1000MCM



## CARTRIDGE TYPE BUSS FUSETRONS

250 VOLT AND 600 VOLT



0 to 60 Amp

70 to 600 Amp.

No.	Amps.	Ctn. Qty.	Less Than \$15.00 Net Value @	\$15.00 or More Net Value @
<b>250 Volt Fuse-Trons (Type FRN)</b>				
FRN 1/2	0.5	10		
FRN1	1.	10		
FRN1 1/4	1.25	10		
FRN1-6/10	1.6	10		
FRN1-8/10	1.8	10		
FRN2	2.	10		
FRN2 1/4	2.25	10		
FRN2 1/2	2.5	10		
FRN2-8/10	2.8	10		
FRN3-2/10	3.2	10		
FRN3 1/2	3.5	10		
FRN4	4.	10		
FRN4 1/2	4.5	10	\$43.20 C	\$36.00 C
FRN5	5.	10		
FRN5-6/10	5.6	10		
FRN6 1/4	6.25	10		
FRN7	7.	10		
FRN8	8.	10		
FRN9	9.	10		
FRN10	10.	10		
FRN12	12.	10		
FRN15	15.	10		
FRN17 1/2	17.5	10		
FRN20	20.	10		
FRN25	25.	10		
FRN30	30.	10	50.40 C	\$42.00 C
FRN35	35.	10		
FRN40	40.	10		
FRN45	45.	10	\$100.80 C	\$84.00 C
FRN50	50.	10		
FRN60	60.	10		
FRN70	70.	5		
FRN80	80.	5		
FRN90	90.	5	\$237.60 C	\$198.00 C
FRN100	100.	5		

### 600 Volt Fuse-Trons (Type FRS)

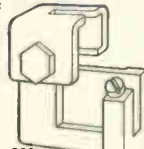
FRS 1/2	0.5	10		
FRS1	1.	10		
FRS1 1/4	1.25	10		
FRS1-6/10	1.6	10		
FRS1-8/10	1.8	10		
FRS2	2.	10		
FRS2 1/2	2.5	10		
FRS2-8/10	2.8	10		
FRS3-2/10	3.2	10		
FRS3 1/2	3.5	10		
FRS4	4.	10		
FRS4 1/2	4.5	10	\$108.00 C	\$90.00 C
FRS5	5.	10		
FRS5-6/10	5.6	10		
FRS6 1/4	6.25	10		
FRS7	7.	10		
FRS8	8.	10		
FRS9	9.	10		
FRS10	10.	10		
FRS12	12.	10		
FRS15	15.	10		
FRS17 1/2	17.5	10		
FRS20	20.	10		
FRS25	25.	10		
FRS30	30.	10	\$122.40 C	\$102.00 C
FRS35	35.	10		
FRS40	40.	10		
FRS45	45.	10	\$216.00 C	\$180.00 C
FRS50	50.	10		
FRS60	60.	10		

NOTE: 250 Volt Fuse-Trons and 600 Volt Fuse-Trons are available in ratings up to 600 Amps.  
St L 54 All Items on This Page—Cash Discount 2%

## BUSS FUSE REDUCERS



60 to 30 amp.



200 to 100 amp.

Make possible the use of lower amperage fuses or fusetrons than the clips were intended to hold.

Fit any panel or switch, do not require any more space in any direction than a fuse to fit the clips. Set screw clamps assure perfect contact.

Nos.	Amperes	Volts	Pair
263	60 to 30	250	\$0.86
216	100 to 60	250	1.22
2621	200 to 100	250-600	2.40
2642	400 to 200	250-600	3.74

## PLUG FUSES

Buss, Economy, Jefferson



The clear window feature makes it easy to locate a burned-out fuse. Handy retail package contains five fuses.

### 125 Volts

Amperes	Less 100	Per 100
10, 15, 20, 25, 30	\$11.00	\$ 9.80
1, 3, 5, 6, and 8	12.20	10.60

## FUSE CLIP CLAMPS



Ferrule type

Save Current, Clips and Fuses. Assure a positive contact and eliminate arcing, pitting and overheating.

### FERRULE TYPE CLAMPS

Nos.	Each	12 @	Amps.	Volts
1	\$0.92	\$0.88	0-30	250
2	1.18	1.12	35-60	250
3	1.18	1.12	0-30	600
4	1.58	1.50	35-60	600

### KNIFE BLADE TYPE

Nos.	Each	12 @	Amps.	Volts
5	\$1.44	\$1.38	70-100	250 or 600
6	2.22	2.12	110-200	250 or 600
7	3.02	2.88	225-400	250 or 600
8	4.32	4.12	450-600	250 or 600

## BUSS PLUG FUSETRONS



Fuse with thermal element for better circuit protection.

Can be furnished in amperage ratings of 4/10, 1, 1 1/4, 1-4/10, 1-6/10, 1-8/10, 2, 2 1/4, 2 1/2, 3-2/10, 4, 4 1/2, 5, 5-6/10, 6 1/4, 7, 8, 9, 10, 12, 14, 15, 20, 25, 30 ampere.

To specify correct catalogue numbers on your orders, precede amperage required with letter T. Example T6 1/4 for 6 1/4 ampere. Fits standard plug fuse blocks.

### 4/10 to 14 amper inc.

Less than 100 \$26.60 C 100 @ \$24.00 C

### 15, 20, 25, 30 amperes

Less than 100 13.40 C 100 @ 12.00 C

## BUSS FUSTATS



Fustat



Fustat Adapter

FUSTAT means: A fuse — to which a thermal cut-off is added—and which resists tampering and stops over-fusing.

125 Volts—Amperage rating: 1, 1.25, 1.6, 2, 2.5, 3.2, 4, 4.5, 5, 5.6, 6.25, 8, 10, 12, 14, 15, 20, 25 and 30.

### FUSTATS ONLY

Amperes	Each	100 @
1 to 14	\$0.26	\$24.00 C
15, 20, 25, 30	.16	13.34 C

### ADAPTERS ONLY

Amperes	Each	100 @
1 to 14	\$0.12	\$10.00 C
15, 20, 25, 30	.12	10.00 C

## BUSS FUSTAT BOX-COVER UNITS

A simple, low cost way to protect 125 volt motors. A box-cover on which a Fustat can be mounted—alone or in combination with a plugin receptacle or switch.



There are four different cover sizes to fit box you have. Units have Edison base fuseholder so proper size Fustat Adapter can be used. They are listed as approved by Underwriters' Laboratories when Adapter has been inserted.

On normal installations, use Fustat of motor-running protection size. Mount it anywhere in the circuit to handle only the motor current.

These Box-Cover Units make it as easy to install motor protection as it is a wall switch. Use them to prevent burnout of motors on Home, Farm, Office, Factory Appliances and Equipment—from such things as: lack of oil, worn bearings, tight bolts, overloading or wrong or low voltage.

Units without switch for any motor 3/4 h.p. or smaller. Units with switch for AC motors only—1/2 h.p. or smaller.

### With Switch

Symbol		Less Than 20 Each	20 and Over Each
SSU	2 1/4" Handy box cover	\$1.52	\$1.38
SSW	2 3/4" Switch box cover	1.52	1.38
SSX	4" Octagon box cover	1.66	1.50
SSY	4" Square box cover	1.66	1.50

### With Plug-in Receptacle

SRU	2 1/4" Handy box cover	1.32	1.20
SRW	2 3/4" Switch box cover	1.32	1.20
SRX	4" Octagon box cover	1.46	1.32
SRY	4" Square box cover	1.46	1.32

### With Fustat Holder Only

SOU	2 1/4" Handy box cover	.80	.72
SOW	2 3/4" Switch box cover	.80	.72
SOX	4" Octagon box cover	.92	.84
SOY	4" Square box cover	.92	.84

Fustats and Adapters are not included with Box-Cover Units, order them separately.



Graybar

BAR SOLDER



40-60 Grade.

Less 10 Lbs.	10 Lbs.	50 Lbs.
\$1.94 lb.	\$1.84 lb.	\$1.76 lb.



WIRE SOLDER

40-60 Grade

	Per Pound
Less than 10 lbs.	\$2.10
10 lbs.	2.00
50 lbs.	1.82

ROSIN AND ACID CORE SOLDER

DUTCH BOY

String solder with solder flux in the core.

Type A—Acid Core  
Type R—Rosin Core  
1-lb. Spools

Per Lb.	5 Lbs. @	20 Lbs. @
\$2.32	\$2.20	\$2.10



BURNLEY'S SOLDERING PASTE

In Cans.

Size Can	Each	Lots 36 @
2 oz.	\$0.18	\$0.16
4 oz.	.34	.26
8 oz.	.50	.40
16 oz.	.80	.74

NOKORODE SOLDERING PASTE

In Cans.

	Each	12 Cans @
2-oz. Cans	\$0.24	\$0.20
		6 Cans @
1-lb. Can	1.54	1.40

"SCOTCH" GLASS CLOTH TAPE

For high temperature applications. 1/2" wide .077" thick.

Nos.	Each	12 @	48 @	144 @	Length
27	\$3.50	\$3.16	\$2.80	\$2.46	66 ft.

OKONITE TAPE

Finest para rubber. Impervious to moisture. Nationally known brand.

8-oz. Rolls.

Per Lb.	100 Lbs.
\$2.82	\$2.60



G. E. INSULATING MATERIALS

Insulating Varnish

Per Gallon Containers		Description	
Nos.	1-gal. 5-gal.		
9574	\$ 9.36 \$ 9.00	All purpose.	
271	10.40 10.02	Black air-drying for coils, windings and surfaces where quick drying, glossy, oil-proof finish is desired.	
457	4.48 4.10	Black air-drying—for treating and finishing pole leads, connecting rings, armature coils, compensators and motor where baking is not practical.	
1201	11.20 10.84	Red Glyptal—Spray, dip or brush. Arc proof coating for electrical insulation and switch parts.	
1202	11.06 10.68	Clear Glyptal—Brush or spray apparatus finish for use where good heat and oil resistance are required. Used to protect coil windings from oil softening.	
1209	15.06 14.72	Black Glyptal—Spray or brush on small area only. Apparatus finish for indoor use. Shows good oil resistance.	
7496	12.86 12.50	Blue Grey—Indoor finish for electrical apparatus.	

THINNER

Per Gallon Containers	
No.	1-gal. 5-gal.
1500	\$ 3.50 \$ 3.14

SEALING COMPOUND

No.	Per Lb.	
1282	\$0.54	A heavy synthetic resin compound. For equipment where smooth mechanically strong protective is desired.

Varnished Cloth Tape

Seamless Bias — 36 Lineal Yards to Roll			
Width, In.	Per Roll	144 Rolls Per Roll	Thickness
3/4	\$1.58	\$1.48	.007
3/8	1.78	1.68	.010
1	2.02	1.90	.007
1	3.30	3.18	.010

Varnished Cotton Cloth

Bias Weave		
36" Wide, in 25, 50, 100 Yard Rolls		
Thickness, In.	Per Sq. Yd.	100 Sq. Yd. @
.007	\$1.92	\$1.80
.010	2.20	2.08

White Cotton Tape (.007)

Grade A — 36 Yd. Rolls			
Width, In.	Each	20 Rolls	100 Rolls
3/4	\$0.92	\$0.82	\$78.40
1	1.06	.96	91.60

We distribute the entire G.E. insulation line. Prices on request.

"SCOTCH" ELECTRICAL TAPE



With plastic backing. Tough, stretchy, thin (.007) high dielectric. 3/4" wide.

Nos.	Each	12 @	48 @	144 @	Length
33-20	\$1.10	\$1.00	\$0.88	\$0.82	20 ft.
33-66	3.00	2.70	2.40	2.22	66 ft.

MANSON TAPE

Closely woven cotton fabric frictioned on both sides with rubber compound containing new Heavea rubber with chemically pure admixture.

8-oz. Rolls.

Per Lb.	100 Lbs.
\$2.40	\$2.20



STICKA FRICTION TAPE

Popular priced tape for general use.

No.	Per Roll	Per 100 Rolls	Feet in Roll
8 Roll	\$0.86	\$79.86	60
4 Roll	.46	43.30	30



VICTOR FRICTION TAPE

High grade non-raveling tape. For inside and outside use.

No.	Per Roll	Per 100 Rolls	Feet in Roll
8 Roll	\$0.92	\$87.12	68



VICTOR RUBBER TAPE

Good grade of unvulcanized compound. Requires no heat to apply.

No.	Per Roll	Per 100 Rolls	Feet in Roll
8 Roll	\$0.98	\$94.50	21



AMAZON FRICTION TAPE

A. S. T. M. Grade Highest quality friction tape to meet the most strict specifications.

No.	Per Roll	Per 100 Rolls	Feet in Roll
8 Roll	\$1.10	\$102.86	82 1/2



AMAZON RUBBER TAPE

A. S. T. M. Grade High Insulating Properties — Strength and Stretch.

No.	Per Roll	Per 100 Rolls	Feet in Roll
8 Roll	\$1.28	\$121.50	30

P&B RUBEROID TAPE

An asphalt saturated insulating tape, especially durable. Suitable for conduit joints, overhead cables, motor leads. Width, 3/4". 8 oz. rolls.

Per Roll	Per 100 Rolls
\$1.06	\$99.00

Graybar

Graybar

**SAFEGWAY RUBBER CAPS**

15 Amps., 125 Volts; 10 Amps., 250 Volts



**2-WIRE CAPS**  
7/16" Cord Hole

No.	Each	10 @	100 @
1400	\$0.94	\$0.82	\$0.72 ea.



**3-WIRE GROUNDED CAPS**  
7/16" Cord Hole

No.	Each	10 @	100 @
1403	\$1.28	\$1.12	\$0.98 ea.



**2-WIRE CORD GRIP CAPS**  
7/16" Cord Hole

No.	Each	10 @	100 @
1404	\$1.54	\$1.36	\$1.18 ea.



**3-WIRE GROUNDED CORD GRIP CAPS**  
7/16" Cord Hole

No.	Each	10 @	100 @
1407	\$1.88	\$1.66	\$1.44 ea.

**SAFEGWAY RUBBER CORD CONNECTORS**

15 Amps., 125 Volts; 10 Amps., 250 Volts



**2-WIRE**  
Fits Standard Parallel Plug Cap  
7/16" Cord Hole

No.	Each	10 @	100 @
1500	\$1.54	\$1.36	\$1.10 ea.



**2-WIRE CORD GRIP**  
7/16" Cord Hole

No.	Each	10 @	100 @
1502	\$2.12	\$1.88	\$1.62 ea.



**3-WIRE CORD GRIP**  
7/16" Cord Hole

No.	Each	10 @	100 @
1508	\$2.90	\$2.56	\$2.22 ea.

**PROTEX RUBBER SOCKETS**



Pendant Type with  
7/16" Cord Hole

No. 710 Keyless	Each	10 @	100 @
	\$1.36	\$1.20	\$1.04

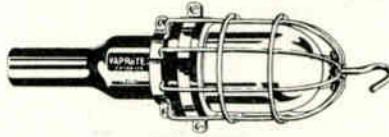
No. 700 Push	Each	10 @	100 @
	\$2.72	\$2.40	\$2.08



**WATERTITE RUBBER KEYLESS SOCKETS**

No.	Each	10 @	100 @
600	\$1.02	\$0.90	\$0.78

**VAPROTEX VAPORPROOF PORTABLE LAMP—NEOTEX HANDLE**



No. 1200

Oil-proof, heat-resisting NEOTEX socket and handle . . . makes own gasket . . . TEMPROTEX heat-resisting globe . . . extra heavy guard.

Nos.	Each	2 @	12 @	Lamp Size Watts
1200	\$25.16	\$22.20	\$19.24	60
1201	27.20	24.00	20.80	100

**SAFEGWAY Lo VOLT PORTABLE STEP-DOWN TRANSFORMER**



No. 1600 with No. 100 PROTEX

Reduces line voltage to safe 6 volts . . . completely oil-proof NEOTEX case . . .

No.	Description	Each
No. 1600	Wired complete with No. 100 PROTEX unit.....	\$104.26
No. 1620	Wired complete with No. 1200 steel guard VAPROTEX .....	118.04

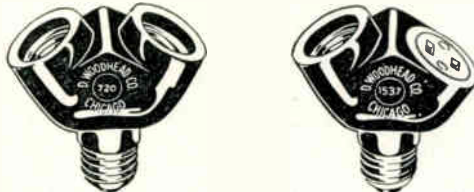
**PROTEX CORDWINDER**



Reliable ratchet action . . . no break in cord from outlet to light . . . smooth, effortless operation.

Nos.	Description	Each
900	Complete with 40' Type SJ cord.....	\$127.40
901	Complete with No. 104 PROTEX Portable Lamp ....	134.04
902	Complete with No. 1200 VAPROTEX Portable Lamp with 40' Type SJ cord.....	146.64

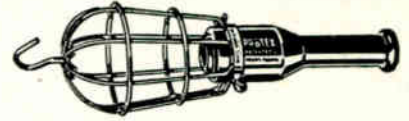
**SAFEGWAY RUBBER TWIN SOCKETS**



Solid rubber durable construction . . . ideal for portable tools and construction work.

Nos.	Description	Each	5 @	50 @
720	Twin socket .....	\$4.60	\$4.06	\$3.52
1535	Single outlet screw base connector .....	3.74	3.30	2.86
1536	Double outlet screw base connector .....	5.52	4.88	4.22
1597	Combination socket and connector body .....	6.20	4.66	4.04

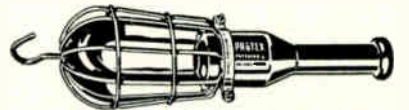
**PROTEX PORTABLE LAMP NEOTEX HANDLE**



No. 100

The only portable hand lamp with oil-proof NEOTEX handle . . . WATERTITE socket . . . extra heavy guard.

Nos.	Each	6 @	30 @	Lamp Size Watts
100	\$7.14	\$6.30	\$5.46	60
102	7.66	6.76	5.86	100

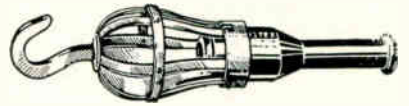


No. 104

PROTEX portable lamp . . . oil-proof NEOTEX handle . . . lite-saver full length reflector.

Nos.	Each	6 @	30 @	Lamp Size Watts
104	\$8.68	\$7.66	\$6.64	60
106	9.18	8.10	7.02	100

**PROTEX INSULATED LAMP NEOTEX HANDLE**



No. 117R

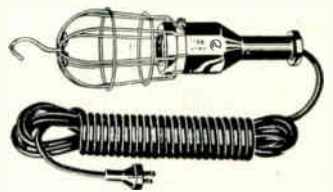
Fibre insulated guard . . . reduces danger of short circuits. Light-weight.

Nos.	Description	Each	6 @	30 @
117	No reflector, 60-75 watt size..	\$11.48	\$10.12	\$8.78
117R	With reflector, 60-75 watt size..	12.32	10.88	9.42

For NEOTEX covered wire guard add letter "T" to any portable lamp catalog number.

**NEW 500 PORTABLE RUBBER HANDLE LAMP**

Heavy duty guard . . . locked-in weather-proof socket . . . taped splice for strain relief.



No. 500 With Cord

Nos.	Description	Each	6 @	30 @
500	No reflector, 60 watt size .....	\$4.00	\$3.52	\$3.06
504	With reflector, 60 watt size.....	4.42	3.90	3.38
523	No reflector, 60 watt size, 25' No. 18-2SJ Cord and cap .....	10.90	.....	.....
524	Same as 523 with 25' No. 18-2S Cord and cap....	13.90	.....	.....

**ADDITIONAL DISCOUNT**

Less than \$150.00 List.....25%  
 \$150.00 to \$450.00 List.....30%  
 \$450.00 to List and over.....40%

**WEATHERTIGHT SWITCH CONDULETS**

Front Operated with 1/2" Threaded Hubs

Type FS	Type FSC	Dead End		Thru-Feed	
		No.	Each	No.	Each
		10-A. (T), 125-V.; 5-A, 250-V			
FS1311	FSC1311	\$8.00	1-Pole	\$8.40	8.40
FS1312	FSC1312	9.80	2-Pole	10.10	10.10
FS1313	FSC1313	8.40	3-Pole	8.70	8.70
		5-A. (T), 125-V.; 2-A, 250-V.			
FS1314	FSC1314	\$15.70	4-Way	\$16.00	\$16.00

**WEATHERTIGHT RECEPTACLES WITH SPRING DOOR**

Type FS	Type FSC	Dead End		Thru-Feed	
		No.	Each	No.	Each
		15-Amp., 125-V.; 10-Amp., 250-V.			
FS1514	FSC1514	\$8.50	2-W., 2-P.	\$8.90	8.90
FS1515	FSC1515	9.20	2-W., 3-P.*	9.60	9.60
FS1516	FSC1516	9.60	3-W., 3-P.	10.00	10.00

\* Extra pole grounded.

**WITH CAP AND CHAIN**

Type FS	Type FSC	Dead End		Thru-Feed	
		No.	Each	No.	Each
		15-Amp., 125-V.; 10-Amp., 250-V.			
FS1614	FSC1614	\$9.40	2-W., 2-P.	\$9.80	9.80
FS1615	FSC1615	11.60	2-W., 3-P.*	11.90	11.90
FS1616	FSC1616	11.90	3-W., 3-P.	12.30	12.30

\* Extra pole grounded.

**LIGHTING FIXTURE CONDULETS**

100-Watt  
TYPE VRA PENDENT

Type VRA	No.	Each
	VR110	\$6.60

TYPE VRB BRACKET

Type VRB	No.	Each
	VRB110	\$11.40

TYPE VRO CEILING

Type VRO	No.	Each
	VRO410	\$6.40

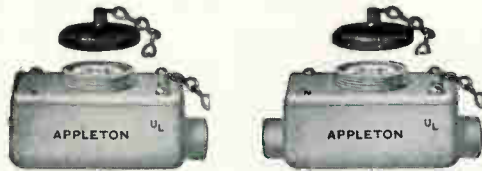
**GLOBE REPLACEMENTS**

No.	Each	Watt	Description
VR20	\$2.80	100	Clear

**GUARD FOR VR SERIES LIGHTING CONDULETS**

No.	Form	Each
VR10	100	\$3.20


**"REA" OUTDOOR FITTINGS WATERTIGHT**



Type "E" One 1/2" Hnb  
 Type "C" Two 1/2" Hnbs

Furnished with brass cap and 15-amp., 125-volt, two-wire receptacle that takes standard attachment plug cap.

Nos.	Each	Type
REA-4	\$5.60	E
REA-7	5.70	C



Type "E" One 1/2" Hnb  
 Type "C" Two 1/2" Hnbs

Furnished with 10-amp., 125-volt switches.

Nos.	Each	Type	Switch
REA-10	\$5.30	E	Single Pole
REA-12	5.60	E	Three-Way
REA-14	5.50	C	Single Pole
REA-16	5.80	C	Three-Way



REA-1—Complete with lamp receptacle. Has cap tapped for 1/2" pipe.  
 REA-2—Complete with lamp receptacle. Has square plate to fit 4" square or 3 1/4" and 4" octagonal outlet boxes.  
 REA-33—Globe only.  
 REA-3—Guard only.

Nos.	Each	Lamp Size, Watts
REA-1	\$4.80	100
REA-2	5.40	100
REA-33	1.60	100
REA-3	1.80	100

**BRACKET TYPE LIGHTING FIXTURE**

Furnished complete as illustrated, with lamp receptacle included.

Mounts on either 3 1/4" or 4" octagonal outlet box.



No.	Each	Lamp Size, Watts
REA-20	\$7.00	100

**REELITES**



The portable Reelite is an automatic reeling device for extension light cords. The light is always available within arm's reach, no loss in time in untangling cords or plugging for new extensions. The ratchet stop works like a window shade. Complete with cover plates for 3 1/4 or 4" outlet boxes. Black enamel finish. Approved rubber cord. 250V., 660W.

Without Wiring Device	Diam. Reelite, In.	Lgth. Cord, Ft.
1532	5 1/2	12
1524 *7S2	7	25
1519	10	40

\*Has swivel base.

**MACHINE TOOL TYPE**



Equipped with a connector body so that any portable electrical tool or device can be attached. 25' size 16 cord. Diameter of Reelite 7". Ceiling mounting to any 3 1/4 or 4" box.

Black enamel finish.  
 Old No. 1523 \*7S2 with RECB1 Recept. Each \$33.80

\*Has swivel base.

**RUBBER HANDLE TYPE**

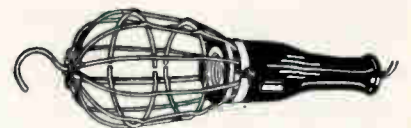


Complete with Levoller switch in handle. Heavy duty guard which takes up to and including 100-watt lamp. 25' size 16 cord. Diameter of Reelite 7". Ceiling mounting to standard 3 1/4 or 4" outlet box.

Old No. 1517 \*7S2 with REH2S Guard Each \$38.38

\*Has swivel base.

**MCGILL PORTABLE GUARDS**



Rubber Handle

Guard has 10 wires electrically welded. Double plated; the last plating being bright cadmium alloy. Takes up to 100-watt lamp.

**Without Reflectors**

Nos.	Each	12 @	
7000	\$4.10	\$3.60	Keyless
7000S	4.50	4.00	Levoller Switch

**With Reflectors**

Nos.	Each	3.90	Keyless
7000R	4.40	3.90	Keyless
7000RS	4.60	4.10	Levoller Switch

Graybar

Graybar

Graybar

PARAGON TIME CONTROLS

Time Switches



Heavy-duty, self-starting, synchronous motor with gears sealed in oil insuring long life. Compact heavy gauge case, 7"x4"x3". Easily adjusted dial trippers for "on" or "off" operation over 24 hours set no closer than 2 hours apart.

Nos.	Each	10 @	Amperes Per Pole	No. of Poles	Voltage, A.C., 60-Cycle
301	\$13.66	\$12.60	30	1	115
302	16.90	15.60	15	1	230
303	18.86	17.40	30	2	115
304	20.16	18.60	15	2	230

"De-Frost-It" Controls



Automatically defrosts home refrigerators. Defrosting periods completely adjustable. Easy "skip-defrost" for storing ice cream or frozen desserts over night.

Capacity 1/2 H.P., 115 volts A.C.

No.	Each	6 @
DT21	\$13.26	\$11.94

Poultry Timers



Provide lighting control for morning only or evening only, or both morning and evening lighting with dimming circuit. For operation on 115 volts 60 cycle A.C.

PORTABLE MODEL

Nos.	Each	4 @	Lighting
PIP	\$17.56	\$16.20	Morning and evening
4AM	12.84	.....	Morning only

WALL MOUNTING

PS30	14.96	13.80	Morning and evening
------	-------	-------	---------------------

St L 58 No Cash Discount.

SANGAMO TIME SWITCHES

TYPE L



Motor: Self-starting high torque, slow speed, 450 R.P.M. Contacts: Solid silver.


Operation: Two pair of setting levers. Time limits, 90 minutes between "off" and "on," 30 minutes between "on" and "off."

Case: Gasket sealed rainproof.

35 Amperes, 115 Volts, 60-Cycle.

Nos.	Each	5 @	
L-11	\$40.42	\$36.38	Sgl. Pole, Sgl. Throw
L-12	44.56	40.10	Sgl. Pole, Dbl. Throw
L-21	44.56	40.10	Dbl. Pole, Sgl. Throw

TYPE W—SYNCHRONOUS CARRYOVER



By combining synchronous timing with reserve spring lock action provides accurate timing during current interruptions up to 10 hours. In all other respects the specification of Type L apply.

35 Amperes, 115 Volts, 60-Cycle.

Nos.	Each	5 @	
W-11	\$71.78	\$64.60	Sgl. Pole, Sgl. Throw
W-21	75.90	68.32	Dbl. Pole, Sgl. Throw

ADDITIONAL FEATURES L & W SWITCHES

Types LZ or WZ, Astronomic Dial, Std. Latitudes, \$12.10; Special Latitudes, \$16.50; LH or WH, ON Omitting Device, \$2.20; LF or WF, OFF Omitting Device, \$2.20; LHE or WHE, Advance Time Device, \$7.70; LR or WR, Extra Setting Levers, per pair, \$0.55; LO or WO, Weatherproof-Windowless Case, \$22.00; LG or WG, Reversed Time Limits, no extra charge.

Paragon Fan Timers



For semi-permanent or permanent fan installations timer motor operates only when timer has been set. Simply move dial pointer to hour total desired. Single pole switch for 115-volt 60-cycle A.C.

WALL MOUNTING FOR ATTIC FANS

Nos.	Each	6 @	Time Range	Amps.	H.P.
AF21	\$11.94	\$10.74	20 hrs.	10	3/4

PORTABLE FOR WINDOW FANS

PF21	13.26	11.94	20 hrs.	10	1/2
------	-------	-------	---------	----	-----

SANGAMO TIME CONTROLS

TYPES S, SR & SJ TIME SWITCHES



Synchronous, self starting, 450 R.P.M. Lever action, 15 ampere, plug-in type, 10 ampere or 1/4 H.P., 120 Volt. Operation can be set 15 minute steps, 30 minute minimum. Interval between operations. Type S & SR provide conduit knockout on bottom. Pryout on back for wiring. Mount on wall or switch box.

Type SJ has 6 foot cord and plug. Receptacle for plug-in. Standard finish Ivory color. Types S and R Standard finish Brown.

Type	Each	5 @	Operation
S	\$20.56	\$18.50	1-on — 1-off
SR	20.92	18.84	2-on — 2-off
SJ	23.86	21.46	1-on — 1-off

Ivory (S & SR) .38 ea. Net Extra

TYPES T AND TJ INTERVAL TIMERS

Synchronous



For control of attic fans, unit heaters, air conditioners and appliances.


Types T & TJ timers provide an automatic OFF operation following a manually-set ON period. Two ranges are available: T-12H,

adjustable interval from 15 minutes to 12 hours; and T-30M, adjustable interval from 1 to 30 minutes.

Two mounting designs are available: Type T, for switchbox or wall installation; Type TJ, with plug-in cord and built-in receptacle for portable use. Both types to be operated in an upright position.

Contacts are single pole single throw, normally open. Type T rated at 15 amp. AC; Type TJ rated at 10 amperes or 1/4 H.P. at 120 volts AC.

Type	Interval	Ivory, Each
T-12H	15 min. to 12 hrs.	\$20.56
T-30M	1 min. to 30 min.	20.56
TJ-12H	15 min. to 12 hrs.	23.84
TJ-30M	1 min. to 30 min.	23.84



The GraybaR Tag is symbolic of that integral part of business and living—Distribution; more goods available for more people, conveniently and at lower cost. In this case, it is representative of over 100,000 electrical items, manufactured by over 200 reputable manufacturers and distributed through GraybaR to over 50,000 customers.

**BELLS AND BUZZERS**



**ENCLOSED BINDING POSTS**  
Operate at 8-10 volts A. C., or 6-8 volts D. C.

**Aluminized Cover**  
**Double Magnet—Non-Adjustable**

Nos.	Each	Pkg. Quantity	Size
740	\$1.26	12@ \$1.08	2 1/2"
744	2.24	3@ 1.92	4"



**ENCLOSED BELLS AND BUZZERS**

All parts enclosed.  
Double Magnet type.  
Operates at 8-10 volts A. C. or 6-8 volts D. C.

**Non-Adjustable—Aluminized Cover**

Nos.	Each	Pkg. Quantity	Bell
720	\$1.40	12@ \$1.20	Bell
725	1.20	12@ 1.02	Buzzer
730	2.24	12@ 1.92	Combination



**LUNGEN BUZZERS**

**Polished Chrome Finish**  
No. 115 type operates on 8 to 12 volts A. C. only.  
No. 15 type operates on 8 to 10 volts A. C. or 6-8 volts D. C.


Nos.	Each	Size
115-1	\$4.06	2 1/8" x 1 1/8"
115-2	4.34	2 1/8" x 1 3/8"
115-3	4.62	3" x 2"
115-4	6.30	3 1/2" x 2 1/4"

**A. C.-D. C. Type**

Nos.	Each	Size
15-0	\$4.62	1 1/2" x 1 1/8"
15-1	4.34	2 1/8" x 1 1/8"
15-2	4.62	2 1/8" x 1 3/8"
15-3	4.90	3" x 2"

**FLUSH CALL SIGNALING DEVICES**

Mount in standard switch boxes and take standard switch or receptacle plates, permitting flush installation.



660-662-663      661      666      664

**8 to 12 Volts A. C.**

Nos.	Each	6 @	Description
660	\$2.10	\$1.80	"Ring Call", bell only
661	2.02	1.74	"Buzacall", buzzer only
662	3.30	2.82	"Tucall", bell and buzzer
664	.56	.48	Push Button
Nos. Each 3 @			
666	3.72	4.34	"Powacall" Transformer
663	2.88	2.46	Single Stroke Bell

**All Items on This Page—Cash Discount 2%**

**GENERAL PURPOSE BELLS**



**FOR LOW COST WORK**  
Operate on 8-10 volts A. C. or 6-8 volts D. C.

Phosphor bronze springs and silver contacts. Black finish. nickel gong.

**Single Magnet—Adjustable**      **Double Magnet—Adjustable**

Nos.	Each	Size	Nos.	Each	Size
55-4	\$5.40	4"	17-4	\$11.40	4"
55-6	6.60	6"	17-6	13.92	6"

**"ADAPTABEL"**

Underwriters Listed



Mounts on wall, switch box, or outlet box. No contacts or springs to adjust. Moisture-proof and dust-proof.

**For 110 Volt AC Circuits**      **For 24 Volt AC Circuits**

Nos.	Each	Size	Nos.	Each	Size
340-4	\$30.00	4"	340T-4	\$24.00	4"
340-6	40.20	6"	340T-6	34.20	6"
340-10	48.00	10"	340T-10	45.00	10"

For Raintight Weatherproofing.

**Aluminum Back Box and Gasket.**

Nos.	Each
348	For 4" Adaptabels \$7.20
349	For 6" and 10" Adaptabels 7.20

**CONSTANT RINGING ALARM DROPS**



When energized by operation of any contact device or an open circuit system or through a relay on a closed circuit system the drop closes the circuit and keeps it closed until reset by hand, thus causing continuous alarm on bells, horns, etc.

**8 to 12 Volts A. C.—6 to 8 Volts D. C.**

No. 26 ..... Each \$6.36

**DIXIE FLOOR TREADS**



Improved type, rubber base, brass finish.  
No. Each 3 @  
290 \$2.32 \$1.98

**BRASS PUSH BUTTONS**



Nos.	Each	12 @	Size
600	\$0.38	\$0.30	2 1/8"
603	.38	.30	1 3/4"

**ANNUNCIETTES**



Much smaller and neater than old-fashioned annunciators.

Buzz audible signal with connectors for adding extension signal, if desired.

Operates on 8-10 volts. Manual reset.

All boxes are 3" deep. Trims are 3/4" larger than wall cut dimensions.

**FLUSH TYPE—WHITE ENAMEL**

Nos.	Each	No. of Drops	Height, In.	Wall Cut, In.	Width, In.
672-4	\$33.00	4	4 5/8	5 7/8	
672-8	46.80	8	4 5/8	5 7/8	
672-12	67.20	12	4 5/8	7 7/8	

**SURFACE TYPE—WRINKLE GRAY**

Nos.	Each	No. of Drops	Height, In.	Wall Cut, In.	Width, In.
82-4	\$26.40	4	4 3/8	5 1/4	
82-8	40.80	8	4 3/8	5 1/4	
82-12	60.00	12	5	7 3/8	

**FLUSH PUSH BUTTONS**



Nos.	Each	12 @	Hole
620	\$0.60	\$0.50 ea.	5/8"
59	1.40	6 @ 1.20 ea.	3/4"

**FLUSH PUSH BUTTONS**



**With Locknut**

Raised center, for plate or panel mounting. Fits 5/8" mounting hole.

Nos.	Each	6 @
623	\$1.68	\$1.44

**DESK PUSH BUTTONS**

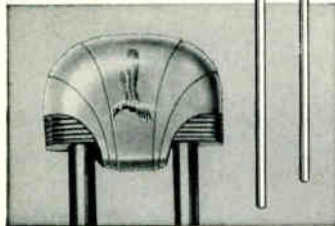


Bakelite with weighted base and pad in base. With 6 foot cord.

Nos.	Each	3 @	For
146S-1	\$ 7.34	\$ 6.30	1-Button
146S-2	9.44	8.10	2-Button
146S-4	14.48	12.42	4-Button
146S-6	20.64	17.70	6-Button

EDWARDS DOOR CHIMES

*The Wedgwood*



Crystallized plastic case in light ivory, with bright gilt ribbing. Inlaid ornament has three-dimensional effect. Oversize tubes precision tested for tone purity. Two-note melody for front door, single note as rear-door signal. Size: 48" h., 7½" w., 2½" d.

- No. 1642 Wedgwood Chime (two tubes) .....\$10.74
- No. 1643 Wedgwood Chime (three tubes) ..... 13.14



**The Fairfax**

A door chime that looks like a knocker and sounds like a chime. The two-note sequence is sonoscope-tested for tone purity. Your guests see a knocker of rust-proof shining brass while, on the inside, you see a handsome beveled mirror which conceals the chime mechanism. Simple to mount . . . just drill one hole and it's up.

- No. 1630 Fairfax Knocker Chime...\$8.34

**The Captain**

Simplicity of design makes this an ideal chime for kitchens. Neat, compact, economical. Metal case finished in shining white, with chrome ornament. Sonoscope-tested resonator bars. Two-note melody for front door, single note for rear. Size 6¾" h., 3" w., 2¼" d.

- No. 1605 Captain Chime \$4.74



**Easi-Mount Chime Transformer**


Designed for simple and quick installation. No screws or parts to take out or lose. Only one easy-to-reach set-screw on outside. Primary: 115V., 50-60 Cyc. Secondary: 14 V., 5 W. Size: 2½" h., 2½"w., 1½" d.



- No. 894. Chime Transformer.....\$2.64


EDWARDS DOOR CHIMES

*The Westminster*



Stunning heraldic design in gold and wine on a gray background . . . trimmed with ivory, Edwards' Westminster gives the famous 8-note melody deeper, more resonant tone by using oversize tubes. Besides the 8-note melody, there's a two-note signal for the rear door plus an extra single note signal.

- No. 1638 Westminster Chime..... \$53.94



**The Chordette**

The Chordette comes in two beautiful finishes . . . white, with chrome pipes . . . or a rich mahogany with brass pipes. Soft, melodious chord sounds as long as entrance button is pressed. Two-note sequence for rear-door signal. Size 11½" h., 5" w., 3" d.

- No. 1636 Chordette Chime (mahogany and brass)...\$9.54
- No. 1637 Chordette Chime (white and chrome) ..... 9.54



**The Twist Chime**

The Twist is priced lower than installed cost of most bells and buzzers. Sonoscope-tested for tone purity. Molded plastic in classic design. No fuss, no wiring. Simple to mount. Size: 2½"x2½" Protrudes ¾" from wall.

- No. 1631 Twist Chime .....\$4.74


**Extension Shaft**

For use in door panels and casings ranging from 3" to 9½" in thickness. Where standard installation is impossible due to heavier door panels, glass or grided doors or screen and storm doors, the 1600-L permits installation of the Fairfax or the Twist Chimes.

- No. 1600-L Extension Shaft \$1.14

NUTONE DOOR CHIMES

TWO-NOTE MODELS



**THE "LEADER"**

Sounds two notes for front door and one note for rear door.

All metal cover in choice of White enamel with Chrome louvre or Ivory enamel with Satin Brass louvre.

Dimensions: 6¾"x2¼"x4½" high.

- |      |        |        |
|------|--------|--------|
| No.  | Each   | 6 @    |
| K-10 | \$5.14 | \$4.74 |

**THE "COMMANDER"**




Sounds two notes for front door and one note for rear door.

Ivory plastic cover with Satin Brass tubes and trim or White with Polished Chrome tubes and trim.

Dimensions: 7"x2¼"x6¾" high.

- |      |        |        |
|------|--------|--------|
| No.  | Each   | 6 @    |
| K-16 | \$9.04 | \$8.34 |

**THE "MT. VERNON"**




Sounds two notes for front door and one note for rear door.

Hammered Brass shield with three-tube effect.

Dimensions: 7" x 3¾" x 11¾" high.

- |      |         |         |
|------|---------|---------|
| No.  | Each    | 6 @     |
| K-20 | \$12.94 | \$11.94 |

**THE "REGAL"**



Regal right down to its crest, this 2-door chime has a new Walnut finish cover that sets off the handsome hammered brass decoration and two long, brushed brass tubes. Noiseless NuTone Power Unit. Two notes, front door; one note, rear.

Dimensions: Width, 7¾"; Height, 36¾"; Depth, 2¾".

- |      |         |         |
|------|---------|---------|
| No.  | Each    | 6 @     |
| K-27 | \$12.94 | \$11.94 |

FOR ADDITIONAL INFORMATION CONTACT YOUR NEAREST GRAYBAR OFFICE

Graybar

Graybar

Graybar

Graybar

**HIGH VOLTAGE PUSH BUTTONS**

**110 Volts**  
Quick break. Fits 3/4" hole.  
No. 820 Each \$4.80

Quick make and break, with leads and locknut. Fits 7/8" hole.  
No. 850 Each \$5.28

**WEATHERPROOF 110 VOLT PUSHES**

Iron case. Two mounting lugs. One boss tapped, 1/2". Open circuit type.  
No. N8493.....Each \$6.90

**ALL-PURPOSE CONTACTOR**

Replaces old-fashioned springs for doors, windows, transoms. Fits a 3/4" hole, need not be mortised except in remote cases; over all 1 1/2" high. 1 1/2" deep, including flanges.  
For low voltage operation.  
Nos. Each 6 @  
44 \$1.40 \$1.20 Pressure on nose opens circuit  
45 1.40 1.20 Pressure on nose closes circuit

**COMMERCIAL DOOR OPENER**



RIM TYPE

For surface locks, office gates, etc. Body height 2", depth 3", width 1 1/2", nosing opening 1 1/4".  
8 to 12 Volts A.C.—6 Volts D.C.  
No. 152 Each \$8.40

**ECONOMY DOOR OPENERS**



MORTISE TYPE

Body height 3 3/4", depth 2 1/8", width 1", nosing opening 1 1/4", face plate 5/8"x1 1/4".  
8 to 12 Volts A.C.—6 Volts D.C.  
No. Each 6 @  
9 \$5.60 \$4.80 ea.

Graybar

Graybar

**BELL RINGING TRANSFORMERS**  
JEFFERSON WIZARD



May be attached to any outlet box cover or to side of box. Mounting feet for surface wiring.  
110 volts, 60 cycles, 5 watts, 10-volt secondary.

No. Each 50 @  
230-201 \$2.66 \$2.26

**EDWARDS EASI-MOUNT**



Expandable nipple for 1/2" knockout. Set screw outside of box.  
115 Volts, 60 Cycles  
—5 Watt Secondary.

No. Each 6 @  
890 \$2.40 \$2.06 10 Volts  
896 3.50 3.00 6-12-18 Volts

**TRI-VOLT TRANSFORMERS**



110 volts, 60 cycles, 5 watts, 6, 8, 14 volts secondary.

No. Each 10 @  
230-121 \$3.90 \$3.34

**HEAVY DUTY TRANSFORMERS**



All types designed for 110-120 volt alternating current.

4, 8, 12, 16, 20 and 24 volt secondary taps.  
Nos. Each Watts  
231-101 \$12.96 50  
231-111 20.70 100  
231-141 53.38 250

**FEDERAL RESONATING HORNS**

WEATHERPROOF



Loudest electric horn. For code or general warning. Resonate trumpet tone. Any specified voltage from 6 to 250 A.C.  
Model 55-A.C. ....\$72.00

**FEDERAL SIRENS**



Powerful non-coding Siren for fire alarms or as a signal for hours of work. High speed motor. Weatherproof housing. Adjustable bracket. Length 11". 110 Volt Universal motor, A. C. or D. C.

Type "A" Each \$102.00

Can be supplied to operate at 6 to 250 volts, at no additional cost.

Built to meet requirements of industrial systems. Both motor driven and vibrator types. Can be used for code calling.

**BENJAMIN SIGNALS**



Can be supplied for A. C. or D. C. from 6 to 250 volts.

**MOTOR DRIVEN**

No. Each Volts Type  
8170 \$85.00 110 A. C. Weatherproof

**VIBRATING**

No. Each Volts Type  
8755 \$25.16 110 A. C. Interior  
8546 30.30 110 A. C. Weatherproof

**EDWARDS LOKATOR SYSTEMS**



Enables the telephone operator to quickly locate any person for a telephone call, emergency service, etc. Available in 20, 40, or 60 call units. A wide variety of sounding devices is offered to cover all conditions in offices, factories and warehouses. Complete information, prices and wiring details will be sent upon request.

**EDWARDS SIGNALS**



Vibrating type mounts directly on wall or on 4" square outlet box. Powerful mechanism. All types are easily adjustable for sound.  
For 110 volts, A. C.  
No. Each  
311 \$22.20

**EDWARDS INDUSTRIAL HORNS**



Megaphone type. Vibrating horn. For indoor use. 10 1/4" long. Mounts on 4" square outlet box.  
No. Each Volts Cycles  
310 \$25.20 115 60

All Items on This Page—Cash Discount 2%

**KODAIRE INDUSTRIAL SIGNAL**



Heavy-duty air blast horn for outside or inside use where noise levels are high. Arranged for conduit connection. Swivel bracket permits horn to be pointed in any direction.

No.	Each	Volts	Frequency
136	\$72.00	110	60 Cycle

**KODAIRE HORNS**



High powered air tone trumpet for noisy locations.

For inside use, dead front adapter plate mounts on standard 4 inch box, conduit or wiremold fittings.

No.	Each	Volts	Frequency
133-L	\$60.00	115	60

**FARADAY AIR TRUMPETS WITH SOLENOID VALUE**



Operates on Air Pressure 20 to 100 lbs.

Nos.	Each
183AC Single Projector, 24-115-230 V	\$ 67.50
185AC Two Way Projector, 24-115-230 V	113.50

**FARADAY AIR TRUMPETS LOUD — ALARM SIGNAL**

With 1/4 HP — Motor Driven Compressor



115 or 230 Volt AC

No.	Each
110 Single Projector	\$202.26
110 Two Way Projector	259.08



**EVEREADY COLUMBIA BATTERIES**

Nationally known, exceptionally long life. 1 1/2 volts

Nos.	Each	12 @	
6	\$1.16	\$1.06	Each Ignitor
6T	1.12	1.04	Each Gray label-telephone

Shipping weight, 228 lbs. per 100 batteries. Freight prepaid on shipments from factory on 200 lbs. or more.



**UNIT CELLS**

No.	Each	
950	\$0.16	Standard
935	.16	Baby
915	.14	Pen size



**LANTERN BATTERIES**

Four-cell battery for use in railroad lanterns.

No.	Each
409	\$1.08



**HOT SHOT BATTERIES**

Durable steel case dry battery. Completely insulated impervious to water.

Nos.	Each			
1461	\$4.70	6 @	\$4.24	6 Volts
1662	7.32	4 @	6.58	9 Volts

**FARADAY INDUSTRIAL CHIME**



Unipact and Standard Mounting

Nos.	Each
228 24 Volt AC	\$31.80
228 115 Volt AC	36.00



**RADIO BATTERIES**



**Mini-Max "B" Batteries**

No.	Each	10 @	
487	\$4.42	\$3.98	45-volt

**Portable Radio "B" Batteries**

No.	Each	6 @	
482	\$3.48	\$3.16	45-volt

**Eveready "C" Batteries**

Nos.	Each		
768	\$3.02	"Plug-in" terminal	22 1/2-volt
771	1.34	5 @	4 1/2-volt

**"A-B" Farm Pack Batteries 1 1/2-Volt "A"—90-Volt "B"**

No. 758	.....	Each	\$10.42
---------	-------	------	---------

**EVEREADY BATTERIES TELEPHONE BATTERIES**

**Air Cell**

For operators transmitter on magneto switchboard.

Each transmitter requires one T1600 and one T2600.



No.	Each	Wgt., Lbs.
T1600	\$10.06	15
T2600	17.24	25

**RADIO BATTERIES**

For use with air cell receivers only. Shipped dry—2 volts. 1,000-hour service.

No. A-2600	.....	Each	\$17.24
------------	-------	------	---------

**EVEREADY FLASHLIGHTS**



Pen-Light, no larger than a fountain pen. Chrome finish.

No. 220—Without batteries	.....	Each	\$1.06
---------------------------	-------	------	--------

Graybar

Graybar

Graybar



Graybar

EVEREADY FLASHLIGHTS



Made of Seamless Brass Tube with Chrome and Black Finish.

No.	Each
2251 2 cell Automatic Spotlight.....	\$2.12
2671 2 Cell Focusing Spotlight.....	2.12
2351 3 Cell Automatic Spotlight.....	2.60
2552 5 Cell Automatic Searchlight....	5.28

Industrial Safety Types

Brass Tube Sheathed with a Durable Covering of Rubber. Safety Types approved by U. L. and Bureau of Mines, Class 1 Group D. All prefocused type.

No.	Each
1251 2 Cell General Purpose.....	\$3.94
1351 3 Cell General Purpose.....	4.20
1259 2 Cell Permissible Safety.....	6.66
1359 3 Cell Permissible Safety.....	6.94

RAY-O-VAC BATTERIES

LEAK PROOF UNIT CELL



Ray-O-Vac Flashlight Batteries.

Guaranteed not to stick in plug or damage flashlight.

No.	Type	Each
2-LP	Regular	\$0.16
1-LP	Baby	.16
BB21	Torch	.20
7R	Penlight	.14

DRY BATTERIES

No. 6-I for ignition, bell work and general service.

No. 6-T for telephone service.

Voltage 1½

No.	Each	25. @
6-I	\$1.06	\$0.96
6-T	1.04	.94

HOT SHOT BATTERY



6 volts, consists of four No. 6 Ignitor Batteries in a steel case with handle.

No. Each 4 @ 641 \$4.70 \$4.24

LANTERN BATTERY



No.	Each
941	\$1.08

RAY-O-VAC FLASHLIGHTS



2 and 3 Cell Chrome Plated Spotlight

No.	Type	Each
Z22R	2 Cell Prefocused	\$2.12
Z32R	3 Cell Prefocused	2.60
Z22B	2 Cell (Baby)	2.12

INDUSTRIAL TYPES

No.	Type	Each
BR22	2 Cell	\$2.08

2 Cell spotlight, rubber and fiber const. Fiber covered brass barrel with neoprene rubber end caps. Locking switch prevents turning on light accidentally.

No.	Type	Each
BM22	2 Cell Safety	\$5.60
BM32	3 Cell Safety	5.60
G22	2 Cell General Purpose	3.46
G32	3 Cell General Purpose	3.56

JUSTRITE ELECTRIC LANTERNS

RAILROAD TYPE

Steel Case—Twin Bulbs



One bulb focused for powerful spot to read car numbers, the other for regular signaling. Side switch gives instant change. Adjustable handle, fixed 5" guard. Uses No. 509 battery and two No. 502 bulbs.

No.	Each	12 @
2140	\$4.80	\$4.56 ea.

Without battery or bulbs

"YELLOW-FLASH" LIGHT

The Most Powerful Flashlight Made Uses 8 No. 950 or No. 2 Unit Cells



Produces an extremely powerful "Spot" beam, will "pick up" objects from ¼ to ½ mile away.

Compact, measures only 8"x3"x3". Head tilts to any angle. Finished in bright Yellow enamel and polished Chrome. Furnished with No. 965 bulb.

Packed 3 in display box.

No.	Each	200.00 List
2108	Less Batteries	\$5.26 \$4.74

"BIG BEAM" PORTABLE LAMPS



Projects a 2,000-foot beam, due to a 6" true parabolic silvered reflector. With prefocused bulb, heavy-duty case and heavy lens. Adjustable head and convenient switch. Battery connections so arranged as to make battery replacement easy. Uses four No. 6 standard dry cells.

No.	Each	\$50.00 List
700	Without batteries	\$34.00 \$22.68

**BIG BEN PORTABLE HAND LAMPS**  
Powered by Standard Lantern Batteries  
Dual Purpose General Service Lamp



Head contains two bulbs, one produces bright 1500 ft. beam, other is for "localized" lighting.

Chromium plated reflector, 4½" in diameter . . . Heavy convex lens . . . Head vertically adjustable . . . Permanently attached cell-to-cell connectors . . . Battery case is 6"x3"x4¾" high . . . Uses two lantern batteries. Blub No. 502-S.

No.	Each	\$50.00 List
211	Less Batteries	\$25.00 \$16.66

**BIG BEAM ELECTRIC FLARE**  
Flashing or Steady  
A Combination  
Emergency Light and Signal Flare

The case is red enamel 5½" H., 3" D., 5½" W. Takes two lantern batteries. Has a single pole double throw switch, uses two No. 502-S bulbs, one for flashing the other for steady light. Has plastic Fresnel lens.



No.	Each	\$50.00 List
400F	Less Batteries	\$23.00 \$15.34

MAZDA FLASHLIGHT BULBS

PREFOCUSED BULBS

No.	Each	2	3
PR2	\$16.80 C	2.4	2
PR3	16.80 C	3.6	3

For additional flashlight lamps, see listing of miniature lamps.

No.	Per 100	Volts	Cells
233	\$12.00 C	2.3	2
13	12.00 C	3.8	3
14	12.00 C	2.5	2
31	13.20 C	6.2	5
222	12.00 C		Pen-Light
502	13.20 C		Lantern

All Items on This Page—Cash Discount 2%.

Graybar

Graybar

# GENERAL ELECTRIC POLYPHASE INDUCTION MOTORS

## TRI-CLAD SQUIRREL CAGE

208,220/440,550 VOLTS, 60 CYCLES, 2 and 3 PHASE

Horizontal

Open General-Purpose

and

Totally Enclosed

Across-the-Line Starting



Open—40° C. Rise (Drip Proof)



Totally Enclosed Fan-Cooled 55° C. Rise

Type K—Normal Starting Torque

Type KG—High Starting Torque

### TRI-CLAD INDUCTION MOTOR

These motors are used for the large majority of industrial applications—fans, pumps, saws, lathes, line shafts, etc., where constant speed, normal starting ability, and an efficient, quiet, and reliable electric drive are needed. Its low starting current makes this motor widely acceptable for full-voltage starting, and consequently, permits use of economical control. Use Type KG motors for high-starting-torque jobs, such as reciprocating pumps and compressors.

### TRI-CLAD TOTALLY ENCLOSED MOTOR

These standard totally enclosed motors provide extra protection from severe conditions. They are especially suited to applications where extreme moisture, abrasive or conductive dusts, acid or alkali fumes, etc., exist. They are also the best “outdoor” motors, giving reliable service with low maintenance.

### TRI-CLAD EXPLOSION-PROOF MOTORS

These motors are designed for use in areas where hazardous dusts or vapors exist. The National Electrical Code classifies certain hazardous-dust atmospheres as Class II, Group E (metal dusts), Group F (coal and coke dusts), and Group G (grain dusts). Motors for these groups are so designed that dust which might cause an internal explosion will not enter the motor. Similarly, the Code classifies certain inflammable-vapor atmospheres as Class I, Group D (gasoline, acetone, alcohol, etc. Motors for these conditions are built with extra-strong parts and have wide metal-to-metal joints to prevent possible flame of an internal explosion from reaching the surrounding atmosphere.

HP Con- tinu- ous	Speed Rpm, Sync.	Frame	Type K		Type KG		Frame (Type K)	Standard		Class I, Group D; CL. II, Groups E, F, G		Additions			
			SB	BB	SB	BB		Type K	Type KG	Type K	Type KG	Frame	Base	Pul- ley	
1	900	204	....	\$145	....	....	204	\$157	....	\$205	....	204	\$18	\$ 6	
	1200	203	....	130	....	....	203	\$ 142	....	\$ 190	....	203	18	6	
	1800	203	....	168	....	....	224	\$ 184	....	\$ 236	....	224	18	6	
	1200	204	....	117	....	....	203	\$ 150	....	\$ 198	....	203	18	6	
	1200	204	....	138	....	....	204	\$ 176	....	\$ 228	....	204	18	6	
	900	225	....	187	....	....	225	\$ 203	....	\$ 255	....	225	18	6	
1½	3600	203	....	143	....	....	203	\$ 192	....	\$ 244	....	203	18	6	
	1800	204	....	138	....	....	204	\$ 176	....	\$ 228	....	204	18	6	
	1200	224	....	160	....	....	224	\$ 194	....	\$ 246	....	224	18	6	
	900	254	....	223	....	....	254	\$ 245	....	\$ 313	....	254	24	8	
2	3600	204	....	152	....	....	204	204	....	252	....	204	18	6	
	1800	224	....	160	....	....	224	\$ 212	....	\$ 264	....	224	18	6	
	1200	225	....	178	....	....	225	234	....	300	....	225	18	6	
	900	254	....	258	....	....	254	324	....	396	....	254	24	8	
	3600	224	....	176	....	....	224	246	....	298	....	224	18	6	
	1800	225	....	178	....	....	225	248	....	300	....	225	18	6	
3	1200	254	....	212	....	\$223	254	296	\$307	364	\$375	254	24	8	
	900	284	....	292	....	307	284	410	425	482	497	284	30	8	
	5	3600	225	....	196	....	....	225	266	....	318	....	225	18	6
		1800	254	....	212	....	223	254	296	307	364	375	254	24	8
1200		284	....	278	....	292	284	396	410	468	482	284	30	8	
900		324	....	370	....	389	324	532	551	624	643	324	40	12	
7½	3600	254	....	233	....	....	254	317	....	385	....	254	24	8	
	1800	284	....	278	....	292	284	396	410	468	482	284	30	8	
	1200	324	....	352	....	370	324	514	532	606	624	324	40	12	
	900	326	....	443	....	465	326	605	627	697	719	326	40	12	
10	3600	284	....	306	....	....	284	424	....	496	....	284	30	8	
	1800	324	....	352	....	370	324	514	532	606	624	324	40	12	
	1200	326	....	422	....	443	326	584	605	676	697	326	40	18	
	900	364	....	556	....	598	364	790	832	926	968	364	50	22	
15	3600	324	....	405	....	....	324	567	....	659	....	324	40	12	
	1800	326	....	422	....	443	326	584	605	676	697	326	40	18	
	1200	364	....	556	....	598	364	790	832	926	968	364	50	22	
	900	365	....	682	....	733	365	966	1017	1102	1153	365	50	22	
20	3600	326	....	485	....	....	326	647	....	739	....	326	40	18	
	1800	364	....	556	....	598	364	790	832	926	968	364	50	22	
	1200	365	....	682	....	733	365	966	1017	1102	1153	365	50	22	
	900	404	848	848	912	912	404	1184	1248	1384	1448	404	60	26	
25	3600	364S	....	667	....	....	365S	1018	....	1154	....	364	50	22	
	1800	364	....	653	....	702	365	937	986	1073	1122	364	50	22	
	1200	404	848	848	912	912	404	1184	1248	1384	1448	404	60	26	
	900	405	972	972	1045	1045	405	1388	1461	1588	1661	405	60	26	
30	3600	364S	....	743	....	....	404S	1156	....	1356	....	404	60	26	
	1800	365	....	750	....	806	404	1086	1142	1286	1342	365	50	22	
	1200	405	972	972	1045	1045	405	1388	1461	1588	1661	405	60	26	
	900	444	1214	1214	1396	1396	444	1734	1916	2008	2190	444	72	40	
40	3600	365S	....	818	....	....	405S	1316	....	1516	....	404	60	26	
	1800	404	933	933	1003	1003	405	1349	1419	1549	1619	404	60	26	
	1200	444	1214	1214	1396	1396	444	1734	1916	2008	2190	444	72	40	
	900	445	1456	1456	1674	1674	445	2090	2308	2364	2582	445	72	40	
50	3600	404S	1102	1102	1202	1202	444S	1842	....	2116	....	405	60	26	
	1800	405S	1118	1118	1202	1202	444S	1750	1834	2024	2108	405	60	26	
	1200	445	1456	1456	1674	1674	445	2090	2308	2364	2582	445	72	40	

\*These ratings are totally enclosed non-ventilated. Others are fan-cooled.  
SB, Sleeve bearing — BB ball bearing. Enclosed motors have ball bearings.

## INTEGRAL-HP MOTORS SINGLE PHASE



TYPE KCS—NEMA DESIGN-L  
OR TYPE KCR—NEMA DESIGN-M

Hp.	Speed	Frame	BB Price 115/200 V.
1	1800	203	\$160.00
1½	1800	204	209.00
2	1800	224	281.00
3	1800	225	356.00

St L 64

No Cash Discount

## FRACTIONAL-HP MOTORS



TYPE KH—SPLIT PHASE  
1725 R.P.M., 115-Volt, 60 Cycles

Hp.	Model No.	Price
¼	KH43AB835E	\$32.00
¾	KH43AB1251	35.30
1½	KH43AB1205	29.10
3	KH45KB22	30.35

W—Washing Machine Motor.

OPEN

DRIP-PROOF

SINGLE PHASE

CONSTANT SPEED

SOLID BASE

SLEEVE BEARING

40° C RISE



TYPE KC—CAPACITOR  
1725 R.P.M., 115/230-Volt, 60 Cycles

Hp.	Model No.	Price
¼	KC45AB1400	\$42.15
¾	KC47AB399	60.30
1½	KC63AB666	86.10
3	KC65AB559	110.30

\*115-Volt.

## A VERSATILE LINE OF FRACTIONAL-HORSEPOWER MOTORS FOR FARM — SHOP — HOME USE. 1/4-3/4 HORSEPOWER

Graybar



Model  
1E160A



Model  
1E152



Model  
1E161



Model  
1E162A



Model  
1E163



Model  
1E165A



Model  
1E166A



Model  
1E161A



Model  
1E167



Model  
1E175

Graybar

Split-phase motors are suggested for jobs where high starting ability is not required. Capacitor motors are suggested for heavy-duty jobs, and where more severe starting conditions may be encountered.

Line switch—A simple on-off toggle switch mounted on the motor.

Cord and plug—An 8-foot cord and plug set which can be used in any ordinary 115-volt power outlet.

Overload protection—Where indicated a device is furnished which protects the motor from harmful overheating caused by an overloading or a considerable drop in voltage. It automatically disconnects the motor from the electric power line before the temperature becomes too high. After the motor has cooled, a red button on the motor is pressed to resume operation. This feature gives added safety on devices where motors should not restart automatically.

Catalog No.	Rating				Bearings	Shaft Extension	Approximate Shipping Wt. in Lbs.	Shaft in Inches		Keyway in Inches			Accessories	Each
	HP	RPM	Volts	Full Load Amps.				Diameter	Length	Width	Depth	Length		
<b>SPLIT-PHASE TYPE</b>														
1E152	1/4	1725	115	5	Sleeve	Single	24	1/2	1 1/2	Flat	3/64	1 1/8		\$25.88
1E163	1/3	1725	115	5.8	Sleeve	Single	25	5/8	1 7/8	3/16	3/32	1 1/2	Cord set only	27.78
1E164	1/3	1725	115	5.8	Ball	Double	26	5/8	1 7/8	3/16	3/32	1 1/2	Cord set and switch	38.02
<b>CAPACITOR TYPE</b>														
1E175	1/3	1725	115	5.8	Sleeve	Single	26	5/8	1 7/8	3/16	3/32	1 1/2	Overload protection	\$42.38
1E165A	1/3	1725	115	5.8	Ball	Double	30	5/8	1 7/8	3/16	3/32	1 1/2	Cord set, switch, and overload protection	51.38
1E166A	1/2	1725	115	7.5	Ball	Double	32	5/8	1 7/8	3/16	3/32	1 1/2	Cord set, switch, and overload protection	57.10
1E167	1/2	3450	115	6.8	Ball	Double	32	5/8	1 7/8	3/16	3/32	1 1/2	Cord set, switch, and overload protection	66.62
1E160A	1/2	1725	115/230	6.8/3.4	Sleeve	Single	36	5/8	1 7/8	3/16	3/32	1 1/2	Overload protection	76.14
1E161A	3/4	3450	115	8.4	Sleeve	Double	36	5/8	1 7/8	3/16	3/32	1 1/2	Cord set, switch, and overload protection	81.86
1E162A	3/4	1725	115/230	10/5	Sleeve	Single	54	3/4	2 1/4	3/16	3/32	1 7/8		101.10

All motors are single phase, open (dripproof) construction, 60-cycle and rated 50C rise continuous except Model 1E162A rated 40C rise.

No cash discount.

St L 65

Graybar



**CR1062 MANUAL STARTER**

This switch for manual across the-line starting of small a-c motors is moisture-resisting; hence, especially well adapted for use in textile mills, etc. Ratings: 110, 220, or 440/600 volts, a-c; 3 to 7½ hp. Features: Easy to operate, overload protection, snap action.



**CR7006 MAGNETIC MOTOR STARTER**

This switch, consisting of a magnetic contactor and an isothermic overload relay, is for starting induction motors directly on the line. Normally operated from a push-button station. Ratings: 110, 220, 440/600 volts; all of a-c motors. Features: overload protection, remote control, ample clearances.



**CR7008 MAGNETIC FULL-VOLTAGE COMBINATION STARTER**

This starter combines a CR7006 with an externally operated manual fusible or nonfusible safety switch or circuit breaker. For safety to operators, enclosing cover locks close when safety switch is closed.



**CR1061 MANUAL STARTER**

This compact hand-operated starting switch for fractional-hp motors is available in general-purpose, dust-tight, or explosion-proof enclosures. Ratings: 110 or 220 volts, a-c, 1 hp. Features: small, compact, low-cost; affords overload protection.

**G-E MOTOR CONTROLS**

Hp.	Volts	For Squirrel-Cage Motors Full-Voltage Start				
		Manual Starting Switch * CR1062 (3-Pole)	Magnetic			
			Starter * CR7006 (3-Pole)	Combination Starter CR7008 (3-Pole)		
			Fusible (Fuses Not Included)	Non-fusible	Circuit Breaker	
1-1½	110, 220	\$22.00	\$38.50	\$86.00	\$74.00	\$100.00
	440, 550	22.00	38.50	94.00	74.00	118.00
2	110	27.50	44.00	96.00	80.00	106.00
	220	22.00	38.50	86.00	74.00	100.00
3	440, 550	22.00	38.50	94.00	74.00	118.00
	110	27.50	44.00	96.00	80.00	106.00
5	220	27.50	44.00	96.00	80.00	106.00
	440, 550	27.50	44.00	100.00	80.00	126.00
7½	110	27.50	44.00	162.00	138.00	162.00
	220	27.50	44.00	96.00	80.00	106.00
10	440, 550	27.50	44.00	100.00	80.00	126.00
	110	27.50	44.00	196.00	138.00	200.00
15	220	27.50	44.00	154.00	138.00	162.00
	440, 550	27.50	44.00	106.00	80.00	126.00
20	110	27.50	44.00	308.00	580.00	634.00
	220	27.50	44.00	138.00	262.00	430.00
25	440, 550	27.50	44.00	84.00	174.00	194.00
	110	27.50	44.00	138.00	262.00	304.00
30	220	27.50	44.00	138.00	288.00	304.00
	440, 550	27.50	44.00	138.00	248.00	304.00
40	110	27.50	44.00	308.00	580.00	634.00
	220	27.50	44.00	138.00	288.00	304.00
50	440, 550	27.50	44.00	138.00	288.00	304.00
	110	27.50	44.00	308.00	580.00	634.00
7½	220	27.50	44.00	138.00	288.00	304.00
	440, 550	27.50	44.00	138.00	288.00	304.00

\*Add CR2943-A200A push-button station at \$5.50. Prices include overload heater units.

**2-PHASE, 4-WIRE CIRCUITS**

CR7006—Four-pole switches are available in four sizes only:

Where price of 3-pole switch is \$38.50, price of 4-pole switch is \$46.80  
 Where price of 3-pole switch is 44.00, price of 4-pole switch is 52.30  
 Where price of 3-pole switch is 84.00, price of 4-pole switch is 100.00  
 Where price of 3-pole switch is 138.00, price of 4-pole switch is 168.00

All other primary control listed above, for 2-phase, 4-wire service, will open three lines only, it being necessary to run one line directly to the motor.

**FOR SINGLE PHASE INTEGRAL H.P.**

H.P.	Volts	Mannual CR1062	Magnetic* CR7006
1	115	\$19.80	\$33.00
	230	19.80	33.00
1½	115	25.30	38.50
	230	19.80	33.00
2	230	25.30	38.50
3	230	25.30	38.50

\*Add \$5.50 for push-button station.

Price includes overload heater.

**FOR FRACTIONAL H.P.**

For KH or KC motors—CR1061-H2A1.....Price \$7.70

**G-E "HOOK-ON" METERS**

Type A-K1, A.C. Volt-Ammeter



Light weight (3½ pounds) general purpose instrument. Current readings are made by clamping jaws around conductor. Six-foot voltage leads are furnished for voltage reading. Voltage breakdown, 4,000 volts. Accuracy, 3 per cent.

Ammeter scale 0—15/60/150/600  
 Voltmeter scale 0—150/600

Nos. Each  
 99X33—Volt-ammeter .....\$149.50  
 99X38—Leather carrying case..... 20.00

**G-E "HOOK-ON" WATTMETER A.C. ONLY**



Here's the newest member of GE's hook-on family. The hook-on wattmeter clamps around the line—no cutting of conductors, no costly shut downs to make necessary power checks. Single phase and polyphase circuits measured quickly and easily; power factor can be determined by using AK2 in combination with AK1 hook-on volt-ammeter.

Ratings: 0-3, 6, 20, 60, 200; 300 KW.  
 15-600 amperes.  
 100-600 volts.

Accuracy: 5%  
 Voltage Breaktown Test: 4000 volts AC.

Model AK2 .....Each \$169.50  
 Carrying Case ..... 20.00

**MINNEAPOLIS HONEYWELL HEATING CONTROLS**

The de-luxe electric clock model. Sets control point down at night, up in morning—automatically. Better heat with less fuel.

Each \$53.86



TM850A Universal Chronotherm  
 TM\* means Thermo-stat Magic

Has convenient, comfortable day-night temperature control, manual set. 2-wire, low voltage.

Each \$30.16



TM801A Comfort Time-O-Stat

The world's largest selling thermostat. 3-wire, low voltage. Accurate control.

Each \$17.10



TM11A Comfort Manual Thermostat

TM81A. Two-wire thermostat also available.

TYPES H AND HS — SINGLE-PHASE — 60 CYCLES

2400 VOLTS WITH TAPS { 2 H-v Pocket Bushings on Sizes 3 to 100 Kva, Incl.  
2 H-v Cover Bushings on Sizes 167 Kva and Larger

High Voltage	Low Voltage	Kva	H-V TAPS (Rated Kva)	
			Below 2400	Above 2400
2400/4160Y	120/240	3-167	(4) 2½ %	.....
	240/480	3-500	(2) 2½ %	(2) 2½ %

Kva	120/240 V.		240/480 V.	
	Cat. No.		Cat. No.	Each
3	26H18		26H34	\$130.64
5	26H19		26H35	202.40
10	26H21		26H37	312.80
15	26H22		26H38	399.28
25	26H23		26H39	552.00
37.5	26H24		26H40	723.12
50	26H25		26H41	885.04
75	26H26		26H42	1181.28
100	26H27		26H43	1472.00
167	33H273			2338.64
250	47X40			3236.56
333	47X41			3898.96
500	47X42			5100.48
			240/480 V	
Kva			Cat. No.	Each
167			33H274	2231.92
250			29H594	3151.92
333			29H595	3795.92
500			29H596	4968.00



Small Distribution Transformer with Low Voltage Tank-Wall Bushings



Large Distribution Transformer with Cooling Tubes and Low Voltage Pocket Bushings

High Voltage Type 7200/12470Y  
2 H-v Cover Bushings

120/240 Volts—(4) 2½ % taps below  
240/480 Volts—(2) 2½ % taps above  
240/480 Volts—(2) 2½ % taps above

Kva	120/240V Cat. No.	240/480V Cat. No.	Each
3	33H306	33H316	\$156.40
5	33H307	33H317	244.72
10	33H308	33H318	390.08
15	33H309	33H319	500.48
25	33H310	33H320	682.64
37.5	33H311	33H321	894.24
50	33H312	33H322	1083.76
75	33H313	33H323	1436.04
100	33H314	33H324	1714.88

Crossarm Mounting Extra

G. E. SERVICE TRANSFORMERS



TYPE M

For indoor or outdoor general light and power service. Air cooled, single phase, 60 cycles.

Primary Volts	Secondary Volts
480-240	120-240
460-230	115-230
440-220	110-220

Nos.	Each	K. V. A.
76-G-129	\$59.00	1
76-G-130	71.98	1½
76-G-131	87.20	2
95-G-32	118.00	3
95-G-33	171.10	5
95-G-34	236.00	7½
95-G-35	295.00	10
95-G-36	410.64	15
95-G-37	632.48	25

No cash discount.

G. E. DISTRIBUTION FUSE CUTOUTS



Porcelain enclosed type. Door is made of Textolite and carries the fuse holder. Closes upward and protects the operator when circuit is being opened or closed.

INDICATING

Without Fuse Link

Nos.	Each	Amps.	Volts
9F6C11	\$18.28	50	5000
9F6C21	23.04	50	7500/12500

2-SHOT OR RECLOSING CUT-OUTS

Nos.	Each	Amps.	Volts
9F6CR11	\$48.52	50	5000
9F6CR21	53.76	50	7500/12500

FUSE LINKS FOR ALL CUT-OUTS

	Each
1 to 50 amperes.....	\$0.98
75 to 100 amperes .....	1.18



G. E. PELLET-TYPE LIGHTNING ARRESTERS

Crossarm Mounting

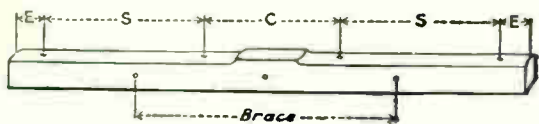
3,000-volt, ungrounded neutral—5,000-volt, grounded neutral.

No.	Each
9LA10C21 .....	\$15.64

9,000-volt, ungrounded neutral—12,800-volt, grounded neutral.

No.	Each
9LA10C51 .....	\$31.28

**RAINIER FIR CROSS ARMS**



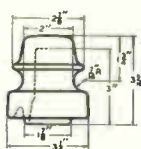
Per 100

N. E. L. A. Sizes

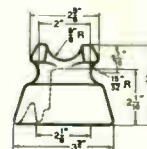
		F.O.B. Chicago, Ill. New Orleans, La.	F.O.B. Kan. City, Mo. Minn., Minn.	F.O.B. Nash., Tenn., Balt., Md. Pt. Newark, N.J. Cinn., Ohio
3 1/2 x 4 1/2 x 5' 7"	4 Pin	\$536.74	\$527.26	\$541.52
3 1/2 x 4 1/2 x 8'	4 or 6 Pin	715.66	703.00	722.02
<b>Telephone Sizes</b>				
2 3/4 x 3 3/4 x 62"	6 Pin	\$417.60	\$411.20	\$420.80
2 3/4 x 3 3/4 x 102"	10 Pin	626.40	616.80	631.20
3 1/4 x 4 1/4 x 10"	10 Pin	843.50	829.50	850.50

Specify borings and spacings.

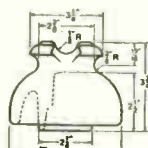
**OHIO BRASS PORCELAIN INSULATORS**



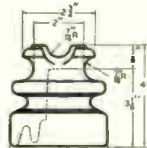
29207



9404



12848



34848

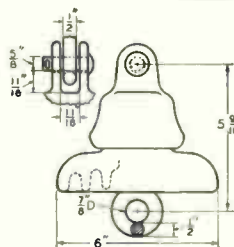
**PIN TYPE**

Nos.	Per 100				Strength Lbs.
	Eastern Zone	Central Zone	Western Zone		
29207	\$40.04	\$42.68	\$48.40	Side Groove	5000
9404	45.50	48.50	55.00	Top Groove	6000
*12848	65.52	69.84	79.20	Top Groove	13500

**HIGH TYPE**

*34848	65.52	69.84	79.20	Top Groove	13500
--------	-------	-------	-------	------------	-------

\*R. E. A. Item A.



32433

**Suspension Type**

No.	Per 100			Diam. age	Strength Lbs.
	Eastern Zone	Central Zone	Western Zone		
*32433	\$340.00	\$355.00	\$385.00	6"	10,000

\*R. E. A. Item K.

**WOOD PINS — BRACKETS — POLE STEPS**



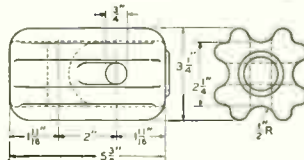
F. O. B. Chicago, Ill.

Size	Per 1000		
	Less than 1000	1000 to 5000	5000 and Over
1 1/4 x 8" Locust Pins	\$178.50	\$165.00	\$143.00
1 1/2 x 9" Locust Pins	240.50	222.50	192.50

Nos.	Per 1000			
	Less than 1000	1000 to 5000	5000 and Over	
ROB-552-5—5 Brackets	1 1/4 x 2 x 12	\$191.00	\$176.50	\$152.50
ROB-555-6—6 Brackets	2 x 2 3/4 x 12	236.00	218.50	189.00
RPS-576—Pole Steps	1 3/4 x 2 3/4 x 7	132.00	122.00	105.00

**OHIO BRASS PORCELAIN STRAIN INSULATORS**



**MULTI-FIN TYPE  
STRAIN-INSULATORS  
WET PROCESS**

Nos.	Per 100			Length	Diameter	Hole	Strength Lbs.
	Eastern Zone	Central Zone	Western Zone				
*31350	\$ 51.00	\$ 54.60	\$ 60.60	3 1/2"	2 5/8"	3/8"	10,000
31351	93.50	100.10	111.10	5 3/8"	3 1/4"	3/4"	12,000
31352	142.80	152.88	169.68	6 3/4"	3 1/2"	1"	20,000

**STANDARD TYPE—WET PROCESS**

Nos.	Per 100			Length	Diameter	Hole	Strength Lbs.
	Eastern Zone	Central Zone	Western Zone				
31502	\$ 51.00	\$ 54.60	\$ 60.60	3 7/8"	2 1/2"	5/8"	10,000
31504	62.90	67.34	74.74	4 1/8"	2 7/8"	7/8"	12,000
31506	93.50	100.10	111.10	5 1/2"	3 3/8"	1"	20,000

**HEMINGRAY GLASS INSULATORS**



No. 9



No. 12



No. 42

F.O.B. Muncie, Ind.

	Each	Pkg. 50 @	
9	\$0.16	\$13.20 C	Single Groove
12	.18	13.64	Double Groove
		40 @	
42	.26	21.56 C	Sgl. Groove, Long Distance

St L 68

Cross Arms, Pins and Brackets—Cash Discount 1%. Glass Insulators 2%—Porcelain No Cash Discount.

**OHIO BRASS ZONE DESIGNATIONS**

**EASTERN ZONE**

Maine	R.I.	Del.	Ohio	Duluth
N.H.	N.Y.	W.Va.	Ky.	St. Louis
Vt.	Pa.	Va.	Wisc.	St. Paul
Mass.	N.J.	Mich.	Ill.	Cape
Conn.	Md.	Ind.	Minn.	Girardeau

**CENTRAL ZONE**

Ala.	Ark.	S.C.	Colo.
Ga.	La.	Tenn.	Kan.
Fla.	N.D.	S.D.	Okla.
Miss.	N.C.	Neb.	Tex.

**WESTERN ZONE**

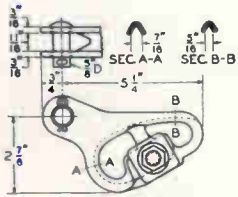
Ariz.	Ore.	Wyo.
Calif.	Idaho	Utah
Wash.	Mont.	N.M.

GraybaR

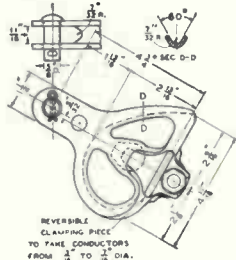
GraybaR

GraybaR

OHIO BRASS  
STRAIN OR DEAD END CLAMPS



80500



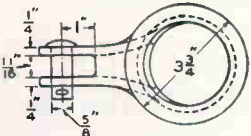
81500

Nos.	Per 100			Wire Diameter	Strength
	Eastern Zone	Central Zone	Western Zone		
*80500	\$158.60	\$161.20	\$166.40	.125 to .350	8,000 lbs.
*81500	219.60	223.20	230.40	.160 to .437	10,000 lbs.

\*R. E. A. Item L.

Refer to Page 66 for Zone Designations.

SUSPENSION AND STRAIN  
CLAMPS



82825



82860

Nos.	Per 100			
	Eastern Zone	Central Zone	Western Zone	
†82825	\$134.20	\$136.40	\$140.80	Strain Clamp
*82860	158.60	161.20	167.20	Suspension clamp

\*R. E. A. Item M.

†R. E. A. Item C. I.

Refer to Page 66 for Zone Designations.

CHANCE 8-WAY EXPANDING  
ANCHORS



Eight steel blades that expand to form a square distribute the load evenly all the way around the Anchor. No non-holding areas between blades. Base plate is provided with blade stop which causes Anchor to expand in a cone shape which has proven advantages over flat expanded Anchors.

Rods not included.

No.	Hole Size	Area	Rod Dia.		Less Than 100 Each	100 or More Each
			5/8"	3/4"		
88100	8"	100 Sq. in.	5/8"	3/4"	\$4.10	\$3.92
88115	8"	115 Sq. in.	5/8"	3/4"	4.48	4.22
88135	8"	135 Sq. in.	5/8"	3/4"	5.80	5.56

All Items on This Page—Cash Discount 1%—Except Ohio Brass, Chance Net.

Prices on Hardware designated by Zones are F.O.B. the following states:

ZONE 1 PRICES

Conn.	Md.	N. Y.
Del.	Mass.	Ohio
Dist. Col.	Mich.	Pa.
Ill.	Minn.	R. I.
Ind.	Mo.	Vt.
Iowa	N. H.	Va.
Ky.	N. J.	W. Va.
Maine		Wisc.

Cities of Bristol, Tenn., Kansas City, Kan., and Omaha, Neb.

ZONE 2

Ala.	Ga.	Miss.
Ark.	La.	N. C.
Fla.		S. C.

Tennessee. All of Tennessee excepting city of Bristol.  
Texas. City of Texarkana, Texas, only.

ZONE 3

Colo.	N. D.	S. D.
N. Mex.	Okl.	Wyo.

Kansas. All of Kansas excepting Kansas City, Kan.  
Montana. All of Montana excepting counties of Lincoln, Flat-head, Lake and Sanders.

Nebraska. All of Nebraska excepting city of Omaha.

Texas. All of Texas excepting Texarkana, Texas.

On orders less than Standard Package Quantities—add 15% to Standard Package Zone Prices.

BOLTS

CARRIAGE

Nos.	Size, In.	Std. Pkg.	Price Per 100 Pieces For Orders in Std. Pkg. Quantities		
			Zone 1	Zone 2	Zone 3
9634	3/8 x 4	500	\$ 8.98	\$ 9.32	\$ 9.72
9634 1/2	3/8 x 4 1/2	250	9.50	9.82	10.22

R. E. A. Item I.

DOUBLE ARMING  
Without Washers



Nos.	Size, In.	Std. Pkg.	Price Per 100 Pieces For Orders in Std. Pkg. Quantities		
			Zone 1	Zone 2	Zone 3
9864	5/8 x 14	50	\$76.56	\$79.24	\$82.30
*9866	5/8 x 16	25	80.10	83.02	86.38
*9868	5/8 x 18	25	85.60	88.76	92.46

\*R. E. A. Item N.



EYE

Drop Forged—No Washers

Length Measured Under Eye

Nos.	Size, In.	Std. Pkg.	Price Per 100 Pieces For Orders in Std. Pkg. Quantities		
			Zone 1	Zone 2	Zone 3
39956	5/8 x 6	50	\$78.00	\$80.40	\$83.22
39958	5/8 x 8	50	82.80	85.48	88.70
39960	5/8 x 10	50	87.62	90.60	94.18
39962	5/8 x 12	50	92.42	95.70	99.68
39964	5/8 x 14	50	97.28	100.80	105.60
39966	5/8 x 16	25	102.08	105.88	110.70

R. E. A. Item O.



MACHINE

Nos.	Size, In.	Std. Pkg.	Price Per 100 Pieces For Orders in Std. Pkg. Quantities		
			Zone 1	Zone 2	Zone 3
9808	5/8 x 8	100	\$36.52	\$38.20	\$40.20
9809	5/8 x 9	100	38.94	40.74	42.96
9810	5/8 x 10	50	41.32	43.26	45.68
9812	5/8 x 12	50	46.14	48.40	51.18
9814	5/8 x 14	50	50.98	53.50	56.70
9816	5/8 x 16	50	55.78	58.60	62.18

R. E. A. Item C.

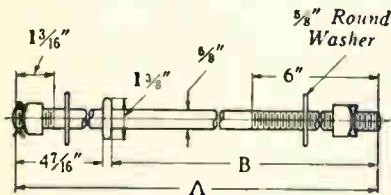
**BOLTS**



**MACHINE HUBEYE Straight**

Nos.	Size, In.	Std. Pkg.	Price Per 100 Pieces For Orders in Std. Pkg. Quantities		
			Zone 1	Zone 2	Zone 3
9058	5/8 x 8	50	\$ 97.82	\$100.20	\$102.98
9060	5/8 x 10	50	101.82	104.54	107.62
9062	5/8 x 12	50	105.96	108.96	112.42

R. E. A. Item A. O.



**SINGLE UPSET**

Less Insulators and Washers

Nos.	Size, In.	Std. Pkg.	Price Per 100 Pieces For Orders in Std. Pkg. Quantities		
			Zone 1	Zone 2	Zone 3
8741	5/8 x 8	50	\$ 77.66	\$ 82.02	\$ 85.52
8741 1/2	5/8 x 9	50	81.46	84.66	88.40
8742	5/8 x 10	50	83.84	87.20	91.12

R. E. A. Item B. S.

**BRACES**



**CROSS ARM—FLAT**

Nos.	Size	Std. Pkg.	Price Per 100 Pieces For Orders in Std. Pkg. Quantities		
			Zone 1	Zone 2	Zone 3
8024	1 3/4 x 3/4 x 24	20	\$52.02	\$55.28	\$59.04
8026	1 3/4 x 3/4 x 26	20	55.98	59.50	63.68
8028	1 3/4 x 3/4 x 28	20	59.94	63.74	68.14
8030	1 3/4 x 3/4 x 30	20	63.90	67.98	72.70



7575

**GUY STRAIN PLATES**

Nos.	Size	Std. Pkg.	Price Per 100 Pieces For Orders in Std. Pkg. Quantities		
			Zone 1	Zone 2	Zone 3
*7575	4"x8" Curved	100	\$31.52	\$32.94	\$34.60
8891	7"x2 1/2" Flat	50	52.54	55.14	58.22

\*R. E. A. Item B. X.



**NUTS FORGED EYE**

No.	Size	Eye	Std. Pkg.	Price Per 100 Pieces For Orders in Std. Pkg. Quantities		
				Zone 1	Zone 2	Zone 3
*7502	5/8"	1 1/2"	100	\$67.62	\$68.96	\$70.48

\*R. E. A. Item A. A.

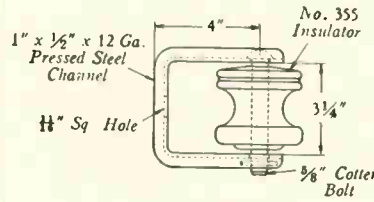
St L 70

All Items on this page Cash Discount 11%.

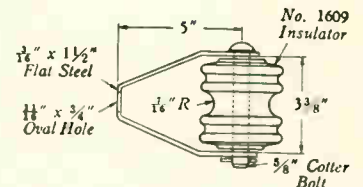
**CLEVISES**

**RIGID**

Less Insulators



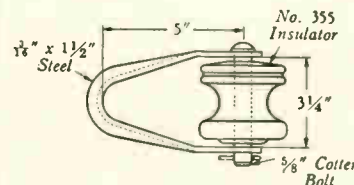
No. 568



No. 1340

Nos.	Std. Pkg.	Price Per 100 Pieces For Orders in Std. Pkg. Quantities		
		Zone 1	Zone 2	Zone 3
* 568	50	\$61.40	\$63.98	\$67.02
1340	50	64.60	70.60	70.60

\*R. E. A. Item R when No. 455 Insulator is used.



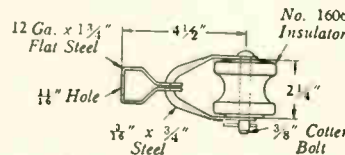
No. 1352

**SECONDARY DEAD-END SWINGING**

Less Insulators

No.	Std. Pkg.	Price Per 100 Pieces For Orders in Std. Pkg. Quantities		
		Zone 1	Zone 2	Zone 3
1352	50	\$74.16	\$77.04	\$80.32

R. E. A. Item S when No. 455 Insulator is used.



No. 2948

**SERVICE SWINGING**

Less Insulators

No.	Std. Pkg.	Price Per 100 Pieces For Orders in Std. Pkg. Quantities		
		Zone 1	Zone 2	Zone 3
2948	100	\$56.50	\$58.04	\$59.80

R. E. A. Item A. S.

**INSULATOR SPOOLS**

For Use with Clevises and Upsct Bolts

Nos.	Type	Std. Pkg.	Price Per 100 Pieces For Orders in Std. Pkg. Quantities		
			Zone 1	Zone 2	Zone 3
355	Dry	50	\$29.30	\$31.90	\$31.90
* 455	Wet	50	37.00	40.30	40.30
1606	Dry	100	20.00	21.80	21.80

\*R. E. A. Standard

**CLAMPS**

GUY



Nos.	Type	Std. Pkg.	Price Per 100 Pieces For Orders in Std. Pkg. Quantities		
			Zone 1	Zone 2	Zone 3
7448	2 Bolt	50	\$ 57.54	\$ 59.84	\$ 62.50
7449	4 3 Bolt	50	81.30	84.36	87.90
*7450	6 3 Bolt	25	99.18	103.46	108.40
7461	6 3 Bolt	25	121.06	125.98	131.68

\*R. E. A. Item U.



Graybar



## PINS STEEL — CROSS ARM

Lead Thread 1"

Nos.	Std. Pkg.	Price Per 100 Pieces For Orders in Std. Pkg. Quantities			
		Zone 1	Zone 2	Zone 3	
971	1/2"	50	\$112.48	\$114.52	\$118.04
*981	5/8"	50	134.12	137.76	143.96

\*R. E. A. Item F.

Graybar



## STEEL — POLE TOP

Lead Thread 1"

Nos.	Std. Pkg.	Price Per 100 Pieces For Orders in Std. Pkg. Quantities			
		Zone 1	Zone 2	Zone 3	
*3162	15"	25	\$135.84	\$140.06	\$147.26
*3167	18"	25	149.08	154.00	162.36

\*R. E. A. Item B.

## GUY GUARDS



Nos.	Size	Std. Pkg.	Price Per 100 Pieces For Orders in Std. Pkg. Quantities		
			Zone 1	Zone 2	Zone 3
7657	7 ft.	2	\$639.82	\$664.62	\$693.52
*7658	8 ft.	2	701.58	729.48	761.98

\*R. E. A. Item A. T.

## GUY HOOKS AND ATTACHMENTS



1 1/16" Holes

6004



7583 1/2



7584

Nos.	Size	Std. Pkg.	Price Per 100 Pieces For Orders in Std. Pkg. Quantities		
			Zone 1	Zone 2	Zone 3
†6004		100	\$37.96	\$39.42	\$41.08
7583 1/2	1 1/4" x 1/4" x 3 1/2"	200	17.86	18.40	19.06
*7584	1 3/4" x 3/8" x 4"	100	38.80	40.06	41.50

†R. E. A. Item V.

\*R. E. A. Item B. J.

Graybar

All Items on This Page—Cash Discount 1%, Except Copperweld Items—Net.

## RACKS—SECONDARY

Without Insulators



Nos.	Std. Pkg.	Price Per 100 Pieces For Orders in Std. Pkg. Quantities				Wires	Spacing
		Zone 1	Zone 2	Zone 3	Zone 3		
20048	5	\$239.18	\$247.00	\$256.16	2	8"	
30048	5	339.36	351.12	364.86	3	8"	

Use 1606 Insulator—Page 68

\*R. E. A. Item C. F.

## RODS—ANCHOR



"HUBEYE"—Single Guy—Threaded

Nos.	Size	Std. Pkg.	Price Per 100 Pieces For Orders in Std. Pkg. Quantities		
			Zone 1	Zone 2	Zone 3
8416	5/8" x 6'	10	\$270.40	\$283.84	\$299.50
8417	5/8" x 7'	10	299.42	314.92	332.96
8418	5/8" x 7'	5	328.38	346.00	365.92

## RODS—GROUND



GALVANIZED WITH COPPER WIRE

Nos.	Size	Std. Pkg.	Price Per 100 Pieces For Orders in Std. Pkg. Quantities		
			Zone 1	Zone 2	Zone 3
9505	1/2" x 5'	10	\$152.20	\$159.28	\$167.50
9506	1/2" x 6'	10	172.20	180.68	190.48

## COPPERWELD WITHOUT WIRE

Nos.	Size	Price Per 100 Pieces For Orders in Std. Pkg. Quantities								
		Zone 1		Zone 2		Zone 3				
		Less 10	10-99	Less 10	10-99	Less 10	10-99			
9437	5/8" x 7'	\$383.28	\$333.02	\$323.16	\$411.58	\$366.28	\$351.48	\$421.58	\$376.54	\$361.44
*9438	5/8" x 8'	434.50	383.28	366.28	466.84	415.62	398.64	478.20	427.22	410.00

\*R. E. A. Item A. I.

## GROUND CLAMPS

For Copperweld Rods

Nos.	Size	Price Per 100 Pieces For Orders in Std. Pkg. Quantities								
		Zone 1		Zone 2		Zone 3				
		Less 10	10-99	Less 10	10-99	Less 10	10-99			
6490	3/8"	\$24.34	\$20.34	\$19.40	\$24.84	\$20.84	\$19.90	\$25.02	\$21.02	\$20.08
6491	1/2"	41.20	34.48	32.28	42.26	35.54	33.84	42.68	35.94	34.34
*6492	5/8"	59.38	49.72	47.42	61.18	51.52	49.24	61.86	52.20	49.90

\*R. E. A. Item A. J.

## COPPERWELD GROUND WIRE STAPLES



Std. Box 500

Nos.	Size	Price Per 100 Pieces	
		Std. Box	Less Than Std. Box
7496	2" x 1/2" x .162	\$ 3.52	Std. Box and Over \$ 3.02
7499	3 3/4" x 1 3/4" x .162	16.84	14.68

St L 71



**SCREWS**  
LAG

Nos.	Size	Std. Pkg.	Price Per 100 Pieces For Orders in Std. Pkg. Quantities		
			Zone 1	Zone 2	Zone 3
9743	3/8"x3"	1000	\$ 7.86	\$ 8.06	\$ 8.32
9753	1/2"x3"	250	11.68	12.00	12.48
9753 1/2	1/2"x3 1/2"	250	12.56	12.98	13.50
*9754	1/2"x4"	250	13.48	13.94	14.48

Refer to Page 69 for zone designations.

\*R. E. A. Item J.



**WASHERS**

**ROUND**

Nos.	Size	Std. Pkg.	Price Per 100 Pieces For Orders in Std. Pkg. Quantities		
			Zone 1	Zone 2	Zone 3
7801	1" for 3/8" bolt	5000	\$0.64	\$0.66	\$0.69
7802	1 1/4" for 3/8" bolt	2500	1.90	2.00	2.04
7803	1 3/8" for 1/2" bolt	1500	2.88	2.98	3.08

**SQUARE**

Nos.	Size	Std. Pkg.	Price Per 100 Pieces For Orders in Std. Pkg. Quantities		
			Zone 1	Zone 2	Zone 3
7812	2" x 2" for 1/2" or 5/8" bolt	500	\$6.22	\$ 6.48	\$ 6.86
*7814	2 1/4" x 2 1/4" for 3/8" or 1/2" bolt	250	9.58	10.08	10.72

Refer to Page 69 for zone designations.

\*R. E. A. Item D.

**WIRE HOLDERS**



4-11-44



2032

Nos.	Prices Per 100 Pieces					
	Zone 1		Zone 2		Zone 3	
	Less 100	100 or Over	Less 100	100 or Over	Less 100	100 or Over
*4-11-14	\$55.78	\$53.20	\$61.66	\$54.88	\$62.42	\$55.66
PP2032—2-Wire	115.82	100.70	120.02	104.42	121.76	105.96
PP2033—3-Wire	148.98	129.42	153.18	133.14	154.92	134.64

\*R. E. A. Item A. R.



**GUY STRAND**  
Double Galvanized

**COMMERCIAL GRADE**

Size, Inches	F. O. B. Kansas City		Price Per 100 Feet F. O. B. Wichita	
	Less 100	100 or Over	Less 100	100 or Over
1/4		\$56.76		\$57.60
5/16		78.46		79.88
3/8		98.28		100.20

**PRODUCTS NOT LISTED**

Many items distributed by Graybar are not listed in this Estimator. In all, we distribute more than 100,000 electrical items. If you do not see what you need, ask for further information and we will see that you get promptly.

**TELEPHONE WIRE**



**TELEPRENE OUTSIDE WIRES**

Nos.	Size A. W. G.	F. O. B. Kansas City		F. O. B. Wichita	
		1000 ft.	Per M	1000 ft.	Per M
17TB2	17 Bronze Tw. Pr.	\$64.22	\$60.76	\$65.06	\$61.60
17T1BP	17 Bronze Par.	56.28	53.24	56.96	53.92
18TCW2	18 Copperweld Tw. Pr.	54.60	51.64	55.52	52.36
18T1CWP	18 Copperweld Par.	43.60	41.26	44.28	41.94
18TBC2	18 Soft Copper Tw. Pr.	54.22	51.28	54.90	51.96
16THC2	16 Hd. Copper Tw. Pr.	83.46	78.96	84.62	80.12
14THC2	14 Hd. Copper Tw. Pr.	115.06	108.88	116.78	110.60

**TELESEAL UNDERGROUND WIRES**

16TSC2	16 Hd. Copper Tw. Pr.	100.64	95.20	101.80	96.36
14TSC2	14 Hd. Copper Tw. Pr.	131.62	124.52	133.34	126.24

**INSIDE WIRES**

22PN2	22 Soft Copper Tw. Pr.	19.88	18.80	20.06	18.98
19PN2	19 Soft Copper Tw. Pr.	26.96	25.50	27.26	25.80

**GALVANIZED IRON TELEPHONE WIRE**



Double Galvanized, Crapo Process.

12-BB	Less Per 100 Pounds		Per Coll	Weight Per Mile
	Less Than 1500 Lbs.	1500 Lbs. or More		
	\$25.88	\$25.18	85	170

Sizes can be assorted to obtain quantity price.

**SPLICING SLEEVES**



Double Tubed Copper Sleeves—For Copper Wire

Wire Size AWG	Per Hundred		Length, In.
	1 to 4999	5000	
12	\$8.48	\$7.62	4 1/2
14	8.12	7.30	4

Double Tube Tinned Steel Sleeves—For Iron Wire

12 BWG	10.66	9.60	4 3/4
--------	-------	------	-------

Sizes can be assorted

**RELIABLE SERVICE CONNECTORS**



For Connections of Service Drop at Building.

Nos.	Per 100			Std. Pkg.	Size Wire
	Less Std. Pkg.	Std. Pkg. to 2500	2500		
68A	\$19.10	\$16.20	\$15.20	100	6-8-10
46A	24.80	21.10	19.80	100	4-6-8

Service connectors cannot be assorted with power and telephone types to obtain quantity prices.

**TOOL ZONE DESIGNATIONS**

ZONE 1		ZONE 2		ZONE 3		ZONE 4	
Ill.	Minn.	Ark.	N. J.	Ala.	N. Car.	Ariz.	Nev.
Ind.	Mo.	Conn.	N. Y.	Ga.	S. Car.	Calif.	N.Mex.
Iowa	Ohio	Del.	D. Dak.	Colo.	Okla.	Fla.	Ore.
Ky.	Wisc.	Kan.	Pa.	La.	Tex.	Idaho	Utah
Mich.	W. Va.	Maine	R. I.	Miss.	Wy.	Mont.	Wash.
		Md.	S. Dak.				
		Mass.	Tenn.				
		Nebr.	Vt.				
		N.H.	Va.				

**STRAIGHT HANDLE SHOVELS**



Carbon Steel Blade, 1 7/8-inch diameter handle.

Nos.	ZONE 1		ZONE 2		ZONE 3		ZONE 4		Lgth. Ft.
	Each	Lots 6 Each	Each	Lots 6 Each	Each	Lots 6 Each	Each	Lots 6 Each	
868	\$16.20	\$14.60	\$16.70	\$14.90	\$17.00	\$15.20	\$17.40	\$15.60	8
869	18.00	16.30	18.20	16.50	18.60	17.00	19.00	17.30	9
1033	17.00	15.30	17.20	15.50	17.60	15.90	18.00	16.30	8
1034	18.60	17.00	18.80	17.20	19.10	17.60	19.60	18.00	9
1035	20.60	18.60	20.80	18.80	21.20	19.10	21.60	19.60	10

**POST HOLE SPOONS**



Carbon Steel Blade, 1 7/8-inch diameter handle.

Nos.	ZONE 1		ZONE 2		ZONE 3		ZONE 4		Lgth. Ft.
	Each	Lots 6 Each	Each	Lots 6 Each	Each	Lots 6 Each	Each	Lots 6 Each	
860	\$16.20	\$14.60	\$16.70	\$14.90	\$17.00	\$15.20	\$17.40	\$15.60	8
861	18.00	16.30	18.20	16.50	18.60	17.00	19.00	17.30	9
1024	17.00	15.30	17.20	15.50	17.60	15.90	18.00	16.30	8
1025	18.60	17.00	18.80	17.20	19.10	17.60	19.60	18.00	9
1026	20.60	18.60	20.80	18.80	21.20	19.10	21.60	19.60	10


**POST HOLE DIGGERS**



Special alloy steel blades with 8-ft. split handles.

No.	ZONE 1		ZONE 2		ZONE 3		ZONE 4	
	Each	Lots 6 Each	Each	Lots 6 Each	Each	Lots 6 Each	Each	Lots 6 Each
2050	\$27.00	\$24.50	\$27.20	\$24.80	\$27.60	\$25.10	\$28.00	\$25.50

**CROW AND DIGGING BARS**



Special octagon crucible steel.

Nos.	ZONE 1		ZONE 2		ZONE 3		ZONE 4		Size
	Each	Lots 6 Each	Each	Lots 6 Each	Each	Lots 6 Each	Each	Lots 6 Each	
1062	\$16.90	\$15.60	\$17.20	\$16.00	\$17.70	\$16.30	\$18.60	\$16.70	1 in. x 8 ft.
1065	19.90	18.60	20.30	19.10	20.70	19.50	21.60	20.40	1 1/2 in. x 8 ft.

**TAMPING BARS**



Handles made from hard rock maple. Tamping head faced with an iron shoe.

Light Pattern

Nos.	ZONE 1		ZONE 2		ZONE 3		ZONE 4	
	Each	Lots 6 Each	Each	Lots 6 Each	Each	Lots 6 Each	Each	Lots 6 Each
854	\$17.30	\$15.60	\$17.70	\$16.00	\$18.00	\$16.30	\$18.30	\$16.70
855	19.50	17.70	19.80	18.00	20.10	18.30	20.50	18.70
856	21.50	19.60	21.80	19.90	22.20	20.30	22.50	20.60

**DIGGING SPUD WITH TAMPER**



Handle 1 3/8" steel tubing.  
Length 9 feet. Width of blade 3 1/2".

No.	ZONE 1		ZONE 2		ZONE 3		ZONE 4	
	Each	Lots 6 Each	Each	Lots 6 Each	Each	Lots 6 Each	Each	Lots 6 Each
852	\$29.40	\$26.70	\$29.70	\$27.00	\$30.00	\$27.30	\$30.40	\$27.70

**CARRYING OR LUG HOOKS**

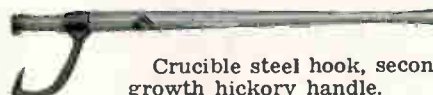


Crucible steel chisel point hooks.

Hard rock maple handle.

No.	ZONE 1		ZONE 2		ZONE 3		ZONE 4	
	Each	Lots 6 Each	Each	Lots 6 Each	Each	Lots 6 Each	Each	Lots 6 Each
297	\$15.10	\$13.70	\$15.20	13.80	\$15.50	\$14.20	\$15.90	\$14.50

**MALLEABLE CANT HOOKS**



Crucible steel hook, second growth hickory handle.

No.	ZONE 1		ZONE 2		ZONE 3		ZONE 4	
	Each	Lots 6 Each	Each	Lots 6 Each	Each	Lots 6 Each	Each	Lots 6 Each
199A	\$17.20	\$15.60	\$17.30	\$15.80	\$17.70	\$16.10	\$18.00	\$16.70

**PLAIN PIKE POLES**



Crucible steel pikes. Washington fir poles.

Nos.	ZONE 1		ZONE 2		ZONE 3		ZONE 4		In. Ft.
	Each	Lots 6 Each	Each	Lots 6 Each	Each	Lots 6 Each	Each	Lots 6 Each	
806	\$13.10	\$11.90	\$13.40	\$12.30	\$13.70	\$12.60	\$14.30	\$13.20	2x12
807	14.40	13.10	14.70	13.40	15.10	13.70	15.60	14.30	2x14
808	15.80	14.40	16.10	14.70	16.30	15.10	16.90	15.60	2x16


**PIKE POLE GUARDS**



For guarding points on pike poles. Fit either 2" or 2 1/2" poles.

No.	ZONE 1		ZONE 2		ZONE 3		ZONE 4	
	Each	Lots 6 Each	Each	Lots 6 Each	Each	Lots 6 Each	Each	Lots 6 Each
10	without poles		\$4.50	\$4.50	\$4.60	\$4.60	\$4.70	\$4.70
	If ordered attached to pole		4.50	4.50	4.60	4.60	4.70	4.70

**WOOD POLE SUPPORTS**



Jenney pattern. Collapsible Washington fir, with forged steel fork. Steel spikes to prevent slipping. Size 7 ft.

No.	ZONE 1		ZONE 2		ZONE 3		ZONE 4	
	Each	Lots 6 Each	Each	Lots 6 Each	Each	Lots 6 Each	Each	Lots 6 Each
843	\$43.80	\$43.80	\$44.40	\$44.40	\$45.10	\$45.10	\$46.90	\$46.90

Graybar

Graybar

Graybar

**SIMPLEX JUNIOR POLE JACKS**



**R.E.A. Accepted  
FOR PULLING AND  
STRAIGHTENING**

Will handle poles up to 30'. Single acting, automatic raising and lowering.

Height, 50"; lift, 36"; capacity, 5 tons.

No. Each  
325 .....\$120.64

**SIMPLEX POLE JACKS**



**FOR PULLING AND  
STRAIGHTENING**

Will handle any pole, large or small. Single acting, automatic raising and lowering.

Height, 37 3/4"; lift, 23"; capacity, 15 tons.

No. Each  
329 .....\$193.46

**POLE BINDERS**



Portable binder—a small winch with a ratchet type holding attachment. All surplus cable is carried on the drum of the small winch and there are no loose ends. Can be tight-

ened at any time without releasing hold on the load.

No. Each  
172-A-51 .....\$36.00

**DRAW BARS**



**Light Duty**

Type L Draw-bar attaches to wood poles and forms link for connecting to pintle hook on

truck. For use with pole dinkey and light trucks. Size of pintle eye ring inside diameter 2 3/4". Weight, 31 pounds.

No. Each  
Type L .....\$98.00

Federal Excise Tax, \$1.96 Net.

**WINCH LINE HOOKS**



Hook is built special for attaching to wire rope lines as used on truck winches. It is easily attached to a line or loop and holds firmly until the pole is set. Slack in line then permits detaching from ground with pike pole.

No. Each  
Winch Line Hook.....\$7.00

St L 74

All Items on This Page—Cash Discount 2%.

**COFFING SAFETY-PULL  
HOISTS**



Ratchet lever hoist. Load is raised or lowered by short strokes of handle and locked by sprocket and ratchet pawls. Free chain for quick up or down adjustment. Handle will bend before chain breaks or hooks straighten out. Safety stops prevent handle from spinning.

Factory tested for 100 per cent overload.

	Model "MP5"	Model "AG"	Model "FG"
Capacity, tons	1/4	3/4	1 1/2
Weight, pounds	6 1/2	14	25
Minimum distance between hooks	8 1/2"	13"	18"
Standard lift	57"	56 1/2"	56 1/2"
<b>EACH</b>	<b>\$43.50</b>	<b>\$88.00</b>	<b>\$122.80</b>

**KLEIN'S SELF-LOCKING  
TROUBLEMEN'S BLOCKS**



Especially for use with Klein's Wire Grips. Furnished with 25 feet 3/4" manila rope. Light steel blocks are galvanized. Snaps on both ends for use with two grips or with one grip and anchor hook.

No. 1802-30 .....Each \$11.00

**LINEMEN'S FARRIERS  
ROUNDING HAMMER**



Drop-forged. A short, heavy, double faced hammer. One face rounded, full polished faces—Black enameled body—Hickory handle.

No. 85 .....\$4.66 Ea.

**"MEPHISTO" LONG NECK  
ELECTRICIANS' HAMMER**



No. Each Wt., Oz.  
44E \$4.70 16

**KETT  
JOIST BORER**



For overhead or below floor work level. Bores holes up to 1". Telescoping extension up to 10 ft. above floor. Motor with boring head easily removed for use as hand tool. Motor operates on 115V A.C. or D.C. Furnished with 12 ft. cord.

Nos. Each

<b>KU21</b>	Less Bits .....	<b>\$279.00</b>
<b>11/16"</b>	Special Bit, 2 1/2" Twist.....	<b>4.50</b>
<b>12/16"</b>	Special Bit, 2 1/2" Twist.....	<b>5.00</b>
<b>16/16"</b>	Special Bit, 2 1/2" Twist.....	<b>6.00</b>

Also available in 4" and 6" Twists.

**"CHANNEL LOCK" PUMP  
PLIERS**



Length 9 1/2", knurled handles. Has 5 adjustments. Cap 3/8" to 1 5/8". Polished steel finish.

No. Each Regular  
420 \$3.86

**CHANNEL LOCK IGNITION  
PLIERS**



Length 4 1/2". Cap 1/2". Has 4 adjustments. Polished steel finish.

No. Each  
No. 424 ..... Each \$2.66

**CHANNEL LOCK GRIPPING  
PLIERS**



Length 9 1/2". Knurled Handles. Has 4 adjustments—Cap. 3/8" to 1 1/8". Polished steel finish.

No. Each  
410 \$4.26 Heavy Duty

GraybaR

GraybaR

GraybaR

Graybar

### KLEIN'S PLIERS SIDE CUTTING



For use on bare or insulated wire. Rounded nose

and edges. Shape of nose permits use in confined spaces.

Nos.	Each	Dozen	Size, In.
201-6NE	\$7.00	\$56.00	6
201-7NE	7.50	60.00	7
201-8NE	9.00	72.00	8
201-9NE	9.50	76.00	9

### OBLIQUE CUTTING



All-purpose cutting tool for telephone installation and maintenance work. Has notches and stripping hole for removing insulation from wires.

No.	Each	Doz.	Size, In.
202-5SW	\$7.00	\$56.00	5½

Graybar



Narrow head permits its use in confined places.

Nos.	Each	Doz.	Size, In.
202-5	\$5.70	\$45.60	5
202-6	5.80	46.40	6



Heavy-duty 7" "Handform" handles provide full leverage and comfort.

No.	Each	Doz.
220-7	\$7.00	\$56.00

### LONG NOSE—WITH SIDE CUTTERS



For stripping and cutting insulated wires, ½". Round point.

Nos.	Each	Doz.	Size, In.
203-5	\$6.00	\$48.00	5
203-6	6.30	50.40	6

Graybar

### KLEIN'S PLIERS WITHOUT CUTTERS

Handy tool for many uses. Has ½" round point.



Nos.	Each	Doz.	Size, In.
301-5	\$5.10	\$40.80	5
301-6	5.20	41.60	6
301-7	5.70	45.60	7

### KLEIN'S PLIER POCKETS



Good quality leather. Has riveted loop for inserting on belt. Opening at bottom.

No.	Each	Size, In.
5112	\$3.70	3½ x 9

### KLEIN'S LINEMEN'S KNIVES



Safety tool with knife edge blade. Rubber handle provides adequate insulation and a positive grip. Hole in handle. 3" blade.

No.	Each	Length, In.
1560-3	\$3.50	8

### KLEIN'S KNIFE POUCHES



Good quality leather. Can be riveted on felt or carried in hip pocket. Opening at bottom.

No.	Each	Size, In.
5163	\$3.20	3 x 9

### KLEIN'S REVERSIBLE CONNECTORS



Clamp has five holes for twisting bare wire and one oval hole for guy strand. Reverse side has four double chambers for twisting sleeves.

Nos.	Each	Telephone	Power and light
132-15	\$10.50		
132-46	10.50		

### KLEIN'S "CHICAGO" GRIPS FOR INSULATED WIRE



Upper jaw has saw-tooth gripping notches.

Nos.	Each	Wire Size
1611-20	\$8.00	No. 4 Solid to No. 10 Solid
1611-30	10.00	No. 1 Solid to No. 6 Solid

### FOR BARE WIRE



Gripping jaws are machined smooth. "B" has bronze jaws. Prevents slippage and damage to conductors.

Nos.	Each	Wire Size
1613-30	\$ 5.50	No. 6 to No. 12 Solid
1613-40	8.00	No. 0 Strd. to 10 Solid
1613-40B	13.00	No. 0 Strd. to 10 Solid

### "ALL PURPOSE"



For messenger strand, heavy cables and conductors.

Forged from alloy steel, heat-treated bronze-lined jaws prevent slippage and damage to galvanized finish or to copper or aluminum conductors.

Max. Cable Size—	Min. Cable Size—
4/0—7-strd. copper	No. 4 solid copper
3/0 ACSR	No. 6 ACSR

Nos.	Each	Steel jaws	Bronze line jaws
1628-5	\$15.50		
1628-5B	19.50		

### KLEIN'S "HAVENS" STEEL GRIPS

#### ECCENTRIC



All parts solid steel drop forgings, heat treated. Galvanized finish.

Nos.	Each	Opening, In.
1604-10	\$5.50	¼ to ½
1604-20	8.00	½ to ¾

### KLEIN'S "IMPROVED HAVENS" GRIPS

#### SWING LATCH



For use on solid or strand wires. Swing latch holds tool on line in position for pull.

Nos.	Each	Opening, In.
1625-20	\$16.50	¼ to ½

**KLEIN'S LEATHER TOOL BELTS**



First quality harness leather 3½" wide. Dee rings and buckle are drop forgings.  
 Sizes 36", 38", 40", 42", 44", 46".

Nos.	Each
5204	\$16.50

**KLEIN'S LEATHER SAFETY STRAPS**



First quality harness leather. Snaps and buckles drop forged solid steel.  
 Size 1¾" x 5' 8".

Nos.	Each	
5251	\$17.20	Standard Snaps

**KLEIN'S CLIMBERS**



**STANDARD**

Nos.	Per Pair	
1901-M	\$10.50	Fixed Size
1901M-ADJ	14.00	Adjustable

Use No. 5301-1-2-3 straps and pads.

**LIGHTWEIGHT**

Nos.	Per Pair	
1903	\$11.20	Fixed Size
1903-ADJ	14.70	Adjustable

Sizes 15", 15½", 16", 16½", 17", 17½" and 18".

Use No. 5301L-1-2-3 straps and pads.



"Pole Master"

New Klein climber—designed as a pair. One for the right the other for the left leg. An offset shank brings gaff in proper line with leg bone. Provide greater comfort and security. Sizes 15", 15½", 16", 16½", 17", 17½" and 18".

Nos.	Per Pair	
1945	\$13.00	Fixed Size
1945-ADJ	17.00	Adjustable

Use No. 5301-16 or 26 ankle strap.

St L 76

All Items on This Page—Cash Discount 2%.

**KLEIN'S STRAPS**



**CALF With Plain Pads**

Nos.	Per Pair	Strap Size In.
5301-5	\$5.70	1 ¼ x 22
5301-15	5.20	1 x 22
<b>Without Pads</b>		
5301-4	\$4.20	1 ¼ x 22
5301-9	3.80	1 x 22



**ANKLE**

Nos.	Per Pair	Strap Size In.
5301-16	\$7.10	1 ¼ x 24
5301-26	6.30	1 x 24

**CLIMBER AND PAD SETS**



Set consists of two calf straps with pads and two ankle straps.

Nos.	Per Set	
5301-1	\$10.20	With Plain Pads
5301-2	10.90	With Sheep-lined Pads
5301-3	10.90	With Felt-lined Pads

**LUFKIN "STERLING" TAPES**



High grade, ¾" wide linen line in leather case.

Marked feet, inches and half inches.

No.	Each	Length
406	\$16.62	100 ft.

**EVANS PLASTIC 6-FT. FOLDING RULE**



It's splinter-proof, the easily read graduations won't wear off and they have guaranteed accuracy to 1/16" overall length. Can't warp, shrink or stretch in any climate. Will not absorb moisture.

**GREENLEE AUTOMATIC PUSH DRILLS**



Hardwood handle with a transparent plastic ring next to the metal cap making the cutting points visible; supplied with eight sizes of drill points, 1/8" to 1/4".

No.	Each
482	\$5.48

**ELECTRICIANS' SCREW-DRIVERS**



Plastic Handles—Hot forged blades Shockproof—Breakproof.

**ROUND BLADES**

Nos.	Each	Blade, In.
R14-4	\$1.12	¼ x 4
R14-6	1.28	¼ x 6
R14-8	1.50	¼ x 8
R516-4	1.42	5/16 x 4
R516-6	1.58	5/16 x 6
R516-8	1.64	5/16 x 8
R38-8	1.94	3/8 x 8
R38-10	2.54	3/8 x 10
R38-12	2.84	3/8 x 12

**CABINET TYPE**

C316-4	\$1.04	5/16 x 4
C316-6	1.12	5/16 x 6
C316-8	1.34	5/16 x 8

**"PHILLIPS"**

		For Screws
PH3	\$1.20	No. 4 & smaller
PH4	1.50	No. 5 & 9
PH6	1.94	No. 10 to 16
PH8	2.78	No. 18 & large

**GREENLEE SPIRAL SCREW DRIVERS**



Hardwood handle, ratchet type. Each size tool comes equipped with three bits of varied size.

Nos.	Each	Size
447	\$7.08	Small
448	8.14	Medium
449	10.68	Large

**GREENLEE FIRMER CHISELS**



Short socket, bevel edge, hardwood handle, leather tip. Blade 4½" from cutting edge to shoulder; over-all length, 12".

Nos.	Each	Width, In.
220-1/2	\$2.52	1/2
220-3/4	2.80	3/4
220-1	3.08	1
220-1 1/2	3.64	1 1/2
220-2	4.34	2

**GREENLEE AUGER BITS**



**No. 21 SOLID-CENTER ELECTRICIANS' BIT**

5½" Twist, 10" Over-all Length

Size 16ths, In.	1-6, Each	6 & Over, Each
10	\$1.76	\$1.66
11	2.04	1.94
12	2.04	1.94

Graybar

GREENLEE BITS



No. 22 SOLID-CENTER WOODWORKERS' BIT

Size 16ths, In.	Twist, In.	Over-all, In.	1-6, Each	6 & Over, Each
4	3 3/8	7 1/2	\$1.06	\$1.00
5	3 1/2	7 7/8	1.06	1.00
6	3 5/8	7 3/4	1.06	1.00
7	3 3/4	7 7/8	1.12	1.08
8	3 7/8	8	1.12	1.08
9	3 7/8	8 1/8	1.26	1.20
10	4	8 3/4	1.26	1.20
11	4 1/8	8 3/8	1.40	1.34
12	4 1/4	8 1/2	1.40	1.34
13	4 3/8	8 5/8	1.54	1.48
14	4 1/2	8 3/4	1.54	1.48
15	4 5/8	8 7/8	1.76	1.68
16	4 3/4	9	1.76	1.68
18	4 7/8	9 1/4	2.10	2.00
20	4 7/8	9 1/4	2.38	2.28



No. 53 SOLID-CENTER CAR BIT  
8" Twist, 12" Over-all Length

Size 16ths, In.	1-6, Each	6 & Over, Each
9	\$1.96	\$1.88
11	2.24	2.14
13	2.60	2.48



No. 64J SHIP AUGER BIT

Size 16ths, In.	12" Twist, 18" Over All Each	6 @
11	\$2.66	\$2.54
13	2.88	2.74



No. 48 BELL HANGERS' BIT

Size 32nds, In.	Each	6 @	In.
8	\$1.96	\$1.88	18
12	2.32	2.20	18

GREENLEE EXPANSIVE BITS



Set Fast Expansive

Quickly set to size by improved method, with adjusting barrel, and lock-tight eccentric pin.

Nos.	Each	Size
5	\$4.14	5/8" to 1 3/4"
6	4.94	7/8" to 3"

GREENLEE BIT EXTENSIONS



Permits sufficient strength to drive a bit up to 1" diameter, but small enough to follow a 5/8" bit. Positive lock insures absolute grip on the shank at all times.

Nos.	Each	Size
900-18	\$4.80	18" Extension
900-24	5.08	24" Extension

All Items on This Page—Cash Discount 2%

"YANKEE" RATCHET BRACES



Ball-bearing, quick centering chuck, 1/2" capacity. Dustproof ratchet case, quick positive shifter.

Nos.	Each	Capacity
2101-10	\$18.70	10" Sweep
2101-12	19.10	12" Sweep

CENTURY HI-SPEED DRILLS



For Precision Power Drilling

Made of finest quality tungsten molybdenum high-speed steel.

V-399 Single Drills, Cellophane Wrapped. Mechanics Length.

Size	Each	Size	Each
1/8"	\$0.60	1/4"	\$1.14
3/16"	.60	5/16"	1.32
1/4"	.60	3/8"	1.38
5/16"	.62	7/16"	1.48
3/8"	.62	1/2"	1.68
7/16"	.64	9/16"	1.78
1/2"	.72	5/8"	1.90
9/16"	.78	3/4"	2.08
5/8"	.86	7/8"	2.30
3/4"	.92	1 1/8"	2.62
7/8"	.98	1 1/4"	3.08
1 1/8"	1.06	1 1/2"	3.94

May be assorted to obtain quantity price.

DIAMIDE ROTARY DRILLS



Tungsten carbide tipped. For drilling in masonry with slow speed rotary drills of 1/4" capacity.

Nos.	Each	Size, In.	Lgth., In.
DK3	\$1.98	3/16	4
DK4	1.98	1/4	5
DK5	2.00	5/16	5
DK6	2.14	3/8	5
DK7	2.46	7/16	6
DK8	2.74	1/2	6
DK9	3.06	9/16	6

STAR DRILLS



For use on stone or concrete. Octagon tool steel, oil tempered. 4-point star cut.

Size, In.	Each	Size, In.	Each
1/4 x 12	\$1.26	3/8 x 12	\$1.80
5/16 x 12	1.26	1/2 x 12	2.10
3/8 x 12	1.26	5/8 x 12	2.40
7/16 x 12	1.34	1 x 12	2.70
1/2 x 12	1.50		

NYE BIT BRACE REAMER



Spiral flutes give a shearing action. Tapered shank fits any standard bit brace.

Nos.	Each	Capacity, In.
N42	\$4.00	1/8 to 1
N42 1/2	5.00	1/8 to 1 1/4
N44	9.50	1/4 to 2



SALISBURY RUBBER GLOVES

Curved finger style. Class "B" — 10,000 volts. For use with protectors. Sizes 9 to 12.

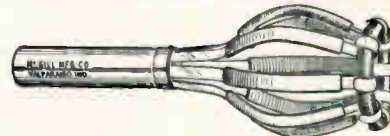
No.	Per Pair	Specify size
100B	\$12.76	

LEATHER PROTECTORS

4" gauntlet style. Closed back.

Nos.	Per Pair	For Glove Size
118C	\$7.84	9, 9 1/2, 10
120C	7.98	10 1/2, 11
140C	8.14	11 1/2, 12


ADAPTABLE LAMP CHANGER



Nos.	Each	Lamps	Changer only
150CA	\$7.90	15-60w	Changer only
151CA	7.90	100-200w	Changer only
152C	8.60	300-500w	Changer only

5 1/2 pole sections — Each \$5.30

MANDREL SPRINGS




Fit snugly inside pipe—prevent kinking in making short-radius bends.

Nos.	Each	Size, In.
50	\$0.90	1/2
75	1.20	3/4

Graybar

Graybar

**HAND-I-HACK PORTABLE POWER HACK SAW**  
IDEAL FOR CONTRACTOR USE



**SAWING CAPACITIES**  
Square Cut 3"x3"  
45° Cut 1½"x3"  
30° Cut 2½"x3"  
22½° Cut 3"x3"

Standard make motor, ¼ HP-110-V-60 cy. 1 HP with 6' approved rubber lead cord and plug.

No. Model-C ..... Each \$275.00

**HACK SAW FRAMES**



Nickel-plated adjustable frame. Composition pistol grip. Wing nut adjustment for blades 8" to 12".

No. 28—Without blade.....Each \$2.60

**HACK SAW BLADES**



**CAPEWELL—TECHNITE**

Made of molybdenum high-speed steel, tougher than tungsten.

Will stand the hardest possible service, cut fast, have long life.

Nos.	Lgth., In.	Teeth Per In.	10-99	100
1018T	10	18	\$63.12 C	\$57.38 C
1024T	10	24	63.12 C	57.38 C
1032T	10	32	63.12 C	57.38 C
1218T	12	18	75.48 C	68.62 C
1224T	12	24	75.48 C	68.62 C
1232T	12	32	75.48 C	68.62 C



**CAPEWELL—FLEX-TUNG**

A tough, flexible, economical, alloy blade.

Nos.	Lgth., In.	Teeth Per In.	10-99	100
1018F	10	18	\$16.08 C	\$14.62 C
1024F	10	24	16.08 C	14.62 C
1032F	10	32	16.08 C	14.62 C
1218F	12	18	19.80 C	18.00 C
1224F	12	24	19.80 C	18.00 C
1232F	12	32	19.80 C	18.00 C

St L 78

All Items on This Page—Cash Discount 2%.

**GREENLEE HYDRARAM KNOCKOUT DRIVER**



The No. 7646 HydraRam is specifically designed for driving the standard Greenlee Knockout Punches. It develops over eleven tons of ram pressure and easily cuts holes up to 4½ inches in ten gauge metal. Since no wrench space is required, it can be used even in tight places. Drive screws, nuts, and bushings, necessary for hand operation, are not required when using the No. 7646.

The HydraRam consists of a Hand Hydraulic Pump, a High Pressure Hose, a Ram, a 1½ inch threaded sleeve, and a ⅝ inch stud and bushing.

It will handle Knockout Punches for cutting ½ inch to 4 inch conduit holes and all Greenlee Radio Punches using ⅜ inch diameter screws.

No. 7646 Less Punches ..... Each \$155.70

**GREENLEE HYDRARAM SET**



The HydraRam set is packed in a strong metal case for easy transportation, with a compartment provided to store 2 inch and smaller punches. The set may be purchased with or without punches.

**GREENLEE KNOCKOUT PUNCH SETS**



Enlarges holes in metal boxes. Up to 10 gauge.

Nos.	Per Set	For Conduit Size, In.
735	\$18.00	½, ¾, 1, 1½
737	18.00	1½, 2

**GREENLEE KNOCKOUT CUTTERS**



Cuts holes to fit 1½", 2", 2½" and 3" conduit in metal up to ⅛" thick.

No. 740—Complete with 4 metal discs. Each \$27.00

**GREENLEE HYDRAULIC BENDERS**



Greenlee Benders not only bend conduit faster and easier, but they do a better job than by other methods. Bending is done by hydraulic pressure, which forces a shoe against the conduit while it is held at two points by support castings.

No. 770—Bender for 1¼ to 3" conduit ..... \$306.00  
No. 775—Bender for 2½ to 4½" conduit ..... 423.00

**GREENLEE HYDRAULIC BENDER FOR THIN WALL CONDUIT**



Hydraulic pressure is applied by simply pumping the handle. Supplied with shoes for sizes of Thin Wall conduit as indicated.

No. 770-T ..... Each \$414.00  
Conduit Sizes 1¼", 1½" and 2"

**BLACKHAWK BENDERS**



**10-TON THIN-WALL CONDUIT BENDER**

Bends thin-wall conduit speedily, efficiently and profitably. Handles 1¼, 1½ and 2" dia. conduit. Has S-71 hydraulic unit and S-35 ass't. of attachments (below).

No. S-34 ..... Each \$406.80

**ASS'T. OF THIN-WALL ATTACHMENTS**

S-71 and S-30A ass't. owners add S-35 to present equipment to also bend thin-wall conduit.

No. S-35 ..... Each \$256.00

GraybaR

GraybaR


GraybaR



Graybar

**BLACKHAWK HYDRAULIC PIPE**

**BENDING AND HOLE PUNCHING ASSORTMENTS**



**20-TON PORTO-POWER PIPE BENDER**

A time saving, practical set! Handles 1 1/4, 1 1/2, 2, 2 1/2, 3, 3 1/2 and 4" dia. of rigid conduit and standard pipe. Includes S-78 hydraulic unit and S-84 ass't. of attachments.

No.	Each
S-36	\$514.00

**10-TON PORTO-POWER PIPE BENDER**

A low-cost, portable ass't. Handles rigid conduit and pipe of 1, 1 1/4, 1 1/2 and 2" dia's. Includes S-71 hydraulic unit and S-83 ass't. of attachments.

No.	Each
S-30 A	\$240.80

**PORTO-POWER HYDRAULIC HOLE PUNCHING EQUIPMENT**



Punches up to 2 1/2" Dia. Holes

Punch holes with hydraulic power in two-thirds less time! Has 6 punches, hollow type RC-426 ram, attachments and case.

No.	Each
SB-40	\$187.00

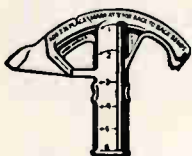
Punches up to 4 1/2" Dia. Holes

Now . . . hydraulic power punches truer, more uniform holes . . . no wrench swinging! SB-41 has 10 punches, RC-426 ram, attachments and case.

No.	Each
SB-41	\$370.00

**THIN WALL BENDERS**

"Inch Marked"



Nos.	Each	Size, In.
1472	\$ 5.90	1/2
1473	10.00	3/4
1474	17.00	1

**CONDUIT BENDERS**



Size, In.	Silvey, Each
1/2	\$3.50
3/4	4.50
1	7.50

Graybar

Graybar

**STEELTUBE HICKEYS**

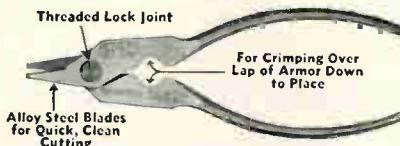
For making close short bends.



Nos.	Each	Size, In.
2195	\$5.28	1/2
2196	6.60	3/4
2197	13.18	1
2198	16.50	1 1/4
2199	19.50	1 1/2

**UTICA BX ARMOR CUTTER**


No. 100BX—Utica-Smith Pocket Armor Cutters 7" Alloy Steel



For cutting either two wire or three wire No. 14 or No. 12 BX Cable.

100BX	7"	\$8.80 ea.
-------	----	------------

**IDEAL BX ARMOR CUTTERS**



For cutting armor of either two-wire or three-wire No. 14 or No. 12 BX Cable. Blade removable for

sharpening or replacing.

No.	Each
45-079—BX Armor Cutter	\$7.20
Extra Blade Only	.60

**PORTER BOLT AND WIRE CUTTERS**



Rigid Cutter — Center Cut Style

Nos.	Each	Length	Capacity
2CC	\$21.56	30"	1/2"
3CC	27.86	36"	5/8"

**CABLE RIPPER**

For Non-Metallic Sheathed Cable



Simply squeeze and pull the outer braid of the cable is ripped off.

For 14-2, 12-2, 10-2, 14-3 or 12-3 cable, also portable cords, lead cable, etc., where outside diameter is 5/8" or less.

Has holes for gauging Nos. 14 to 6 wires.

No.	Each
45-018	\$0.86

**COMPASS SAWS**



Wood handle with 12" saw blade.

Nos.	Each	
64C-12	\$2.80	Complete
64B-12	1.80	Extra blades

**NYE PIPE WRENCHES HARDENED FORGED NON SLIP JAW**



Size, In.	Each	Pipe Cap., In.
8	\$ 4.40	3/4
10	5.70	1
14	7.70	1 1/2
18	11.00	2
24	19.00	2 1/2

**UTICA ADJUSTABLE WRENCHES**



Drop-forged alloy steel.

Nos.	Each	Size, In.	Cap., In.
91-4	\$ 2.48	4	1/2
91-6	2.48	6	3/4
91-8	2.94	8	1
91-10	3.72	10	1 1/8
91-12	5.50	12	1 1/4
91-15	8.20	15	1 1/2
91-18	13.56	18	2

**PETERSON "VISE-GRIP" WRENCHES**



Nos.	Each	Size, In.	Cap., In.
7	\$2.46	7	1 1/8
10	2.86	10	1 1/4

**IDEAL STRIP MASTER**



No.	Each	Wire Size
45-090	\$10.50	No. 8 to No. 10
45-091	10.50	No. 10 to No. 18
45-092	10.50	No. 10 to No. 22
45-093	10.50	No. 16 to No. 22
45-094	10.50	No. 16 or No. 18

**IDEAL "E-Z" HAND STRIPPERS Automatic Models**

45-029	\$10.50	No. 20 to No. 30
45-030	10.50	No. 12 to No. 18
45-031	10.50	No. 10 to No. 16
45-032	10.50	No. 8 to No. 14
45-046	10.50	No. 16 to No. 22
45-078	10.50	No. 10 to No. 22

Also available in standard models

**KLEIN'S "XELA" KNIFE**

Blades of high grade cutlery steel, carefully tempered. Screw-driver blade locks when open. Handle of Cocabola.



No. 1550-2	Each	\$3.50
------------	------	--------

**IDEAL "INSTANT HEAT" SOLDERERS**



For delicate soldering on fine instruments, telephone or radio repairs. Bi-carbon tips heat instantly, no time lost. Supplied with power unit, cord, and soldering tool— $\frac{5}{8}$ " diameter, 6 $\frac{3}{4}$ " long. No. 12-005—115 volts, 60-cycle. Each \$20.00

**ELECTRIC SOLDERING IRONS**



**G-E INDUSTRIAL TYPE**

Calrod heaters insure high speed soldering and long life, easily replaced. Tips are calorized to eliminate build-up of oxide on body and thread. Prevents freezing and pitting of tip. 115 volts.

Nos.	Each	Watts	Tip, In.	Wt., Oz.
6A161	\$14.32	75	$\frac{3}{8}$	20
6A162	14.32	100	$\frac{1}{2}$	20
6A200	16.20	100	$\frac{3}{4}$	21
6A201	20.32	200	1	29
6A202	24.60	300	1 $\frac{1}{4}$	42



**G-E HOME TYPE**

The "Handy" home and hobby shop, a light weight iron with calrod heater. Allow more soldering with less power, less heat loss between heater and tip. 115 volts.

No.	Each	12 @
Handy	\$3.96	\$3.54



**AMERICAN BEAUTY**

Chrome-nickel heating element, non-oxide copper tip, baffle plate for cooler handle, super flexible cord. Stands supplied with all irons.

115 Volts A. C. or D. C.			
Nos.	Each	Tip Diam.	Watts
3138	\$11.66	$\frac{3}{8}$ "	100
3158	13.66	$\frac{5}{8}$ "	200
3178	18.00	$\frac{7}{8}$ "	300
3198	23.32	1 $\frac{1}{8}$ "	550

Replacement tips and elements for above Irons are available.


**PREPO TORCH**

With the Throw-Away Fuel Container

No pumping, no priming, no pouring. Instant heat at 2200° F. Weight 1 $\frac{1}{2}$  pounds, 11" long, 4" diameter. Comes complete with burner.

No.	Price
TA-2 Complete	\$11.90
CA-1 12 oz. Can of Fuel	1.50

Shipping Regulations:—Shipments may be made by rail or truck but not parcel post.



St L 80

All Items on This Page—Cash Discount 2%.

**IDEAL TEST-LITE AND FUSE PULLERS**



Plier-like construction of molded bakelite. Test lamp enclosed in handle. For testing circuits from 110 to 550 volts and pulling fuses from 30 to 100 amps., 250 or 600 volts.

Nos.	Each	
34-005	\$6.00	Without Leads
34-006	1.40	18" Leads Only


**IDEAL FUSE PULLERS**



A safe tool for removing and replacing cartridge fuses. Made of heavy fiber.

Nos.	Each	250 Volt Amp.	600 Volt Amp.
34-002	\$2.00	1 to 200	1 to 100
34-003	5.34	100 to 600	60 to 400

**IDEAL VOLTAGE TESTERS**



Tests for any of these 110 to 550 volts A.C., 110 to 600 volts D.C. blown fuses, grounded side of line, D.C. polarity. Leads one 2-ft. long. Prods are 1 $\frac{1}{2}$  inches long.

No.	Each	
61-001	\$19.80	With Carrying Case

**SQUARE D VOLTAGE TESTERS**



Indicates voltage rate on any line from 110 to 600 volts D.C. or A.C. Also indicates if it is A.C. or D.C. Requires no lamps. Polarity cap indicates D.C. polarity.

No. 5000—Tester	\$23.60
No. 5002—Case	2.90
No. SK3986—Polarity Cap	3.70

**IDEAL "TEST GLO"**



For locating burned-out fuses, motor troubles, short circuits, etc. For all voltages from 110 to 550 A.C. or D.C. Made of bakelite. Small size.

No. 35-001	Each \$2.20
------------	-------------

**BRACH TEST-O-LITES**



For locating burned-out fuses, motor troubles, short circuits, etc. For all voltages from 110 to 550 A.C. or D.C. Made of bakelite. Small size:

No. Test-O-Lite—Each \$2.50; 5@.....\$2.12

**STEEL FISH TAPE**



Supplied in lengths of 100' and 200'.

Width, In.	Gauge	Per 100 Ft.
$\frac{1}{8}$	.030	\$3.40
$\frac{1}{8}$	.060	4.82
$\frac{3}{8}$	.060	6.00
$\frac{1}{4}$	.060	7.48



**IDEAL FISH TAPE REELS**

Protects tape from kinks, bends and tangles when in use as well as when not in use. With 100' fish tape.

Nos.	Each	Size Tape, In.
31-009	\$12.80	$\frac{1}{8}$ x .060
31-011	15.40	$\frac{1}{4}$ x .060

**IDEAL COIL-FLEX TAPES**



Made like a round steel spring. Eliminates slide resistance. Easy to push around 90° bends.

No.	Each	Length
31-081	\$15.30	25 Ft.



**FISH TAPE BALLS**

Placed on the end of fish tape make wire pulling easy.

Nos.	Each	10 @	For Tape, In.
3615	\$1.60	\$1.24	$\frac{1}{8}$ x .060
3616	1.92	1.50	$\frac{1}{8}$ x .060

**KLEIN'S FISH TAPE PULLER**

Grips like a vise—never slips. Simple, strong automatic slide forward on tape to position for a new bite. Does not injure the taps. 3 $\frac{3}{8}$ " long. For standard fish tapes.



No. 1629	Each \$3.50
----------	-------------

Graybar

**NYE CONVERTIBLE**  
Combination Vise and Stand



Base designed so yoke vise parts ( $\frac{1}{8}$ " to  $2\frac{1}{2}$ "") can be replaced by chain vise parts (1" to 4"). Locking arrangement for each leg for both open and closed position—no chain required. Reversible jaws.

Double socket efficiency benders for  $\frac{1}{2}$ " and  $\frac{3}{4}$ " pipe.

Hole in rear of base tapped for standard 1" pipe threads—to accommodate extension pipe rest arrangement.

Nos.	Each	
N88-A	\$53.90	With yoke vise only
N88-B	57.50	With chain vise only
N88-C	67.60	With yoke and chain vise

Graybar

**NYE SELF-LOCKING VISE**



Equipped with full grip replaceable jaws.

No.	Each	Pipe Size, In.
N71	\$19.00	$\frac{1}{4}$ to $2\frac{1}{2}$

**NYE TRIAD RATCHET STOCK**



Stock complete with dies for pipe sizes shown.

No.	Each	Capacity, In.
N60-4	\$39.10	$\frac{1}{2}$ , $\frac{3}{4}$ , 1, $1\frac{1}{4}$
N60-7	61.60	$\frac{1}{8}$ , $\frac{1}{4}$ , $\frac{3}{8}$ , $\frac{1}{2}$ , $\frac{3}{4}$ , 1, $1\frac{1}{4}$

**NEW 51 PIPE THREADER**



Threads 1",  $1\frac{1}{4}$ ",  $1\frac{1}{2}$ " and 2" pipe. Uses single set of dies, cuts taper or straight thread, self-opening—cannot jam.

No. 51	Each	\$75.00
--------	------	---------

Graybar

**NYE No. 2 RECEDING STOCK**



Capacity  $2\frac{1}{2}$ " to 4"  
Separate Guides

Nos.	Each
N2-R4	Stock complete with ratchet handle, guides, and R. H. dies, $2\frac{1}{2}$ , 3, $3\frac{1}{2}$ , 4".....\$170.00
N2-RG	Guides (Bushings) $2\frac{1}{2}$ , 3, $3\frac{1}{2}$ , 4", each size..... 3.80

**NYE TRIPLEX SOLID DIE STOCK**


Lightweight one-piece combination stock holds three dies. There are generous openings in body, clearly shown in the cut, that amply allow for oiling and chip clearance.



Supplied in two combinations:  $\frac{3}{8}$ " to  $\frac{3}{4}$ ", and  $\frac{1}{2}$ " to 1".

Nos.	Item complete with R. H. Skip-Tooth Dies	Each
NT-30	Stock $\frac{3}{8}$ , $\frac{1}{2}$ , $\frac{3}{4}$ ".....	\$27.50
NT-31	Stock $\frac{1}{2}$ , $\frac{3}{4}$ , 1".....	27.50
ND-1	Extra Solid Skip-Tooth Dies	6.00
NT-G	Extra Guides (Nipple bushings)	1.00

**NYE TUBE CUTTER WITH ROLLERS**



Nos.	Tubing Capacity	Each
N25C	$\frac{1}{2}$ " to $2\frac{1}{8}$ " O.D.....	\$9.80
N25CW	Sturdier wheel for steel thin wall for use in N25C.....	.90

**NYE PIPE THREADING OIL**



Dark or Clear with Sulphur base. Unless otherwise specified, Dark oil is furnished.

NET PRICES—Per Gallon

Nos.	Quantity	Dark Each	Clear Each
NO-1	1 Gallon Cans.....	\$2.54	2.54
NO-5	5 Gallon Cans.....	2.16	2.16
NO-55	55 Gallon Drums.....	1.88	1.88

Federal Tax Extra

**NYE THREE WAY STOCK**



Complete with dies.

No.	Each	Size
N3W-31	\$24.70	$\frac{1}{2}$ ", $\frac{3}{8}$ ", 1"

**IDEAL "THERMO-GRIP" SOLDERING TOOLS**



Not just a soldering iron but a soldering tool, for doing a better job, quicker. For applying lugs, terminals, spot or seam soldering.

1000-Watt Set

Nos.	Each
12-062	Power unit. 115 volts, 60-cycle, no attachments.....\$91.00
12-067	Plier attachment..... 23.50
12-068	Fork attachment..... 26.40
12-069	Pencil attachment..... 18.50
12-066	Secondary Lead Assembly.... 14.30

450-Watt Set

Nos.	Each
12-072	Power unit. 115 volts, 60-cycle, no attachments.....\$69.90
12-077	Plier attachment..... 16.20
12-079	Pencil attachment..... 14.50
12-078	Fork attachment..... 20.50
12-076	Secondary Lead Assembly.... 12.60

**IDEAL ELECTRIC ETCHERS**



No. 11-009

Marks all iron, steel and their alloys. No. 11-009—Standard etcher, for medium size work. Three heats, 140-205-375 watts. No. 11-081—Universal etcher, for all-purpose work. Four heats, 120-240-420-700 watts.

No. 11-049—Machine shop etcher, for marking large metal parts. Fourteen heats, from 115 to 1300 watts.

For operation on 115 volts, 60-cycle.

Nos.	Each	
11-009	\$ 65.40	Standard
11-081	107.70	Universal
11-048	163.40	Machine Shop



**1/4" SILVER LINE DRILLS**

Die-cast aluminum housing-pistol grip.

No.	Each	Cap.	Speed R.P.M.	Lgth.	Wt. Lbs.
ED2	\$71.40	1/4"	1800	7 1/8"	3
ED1	71.40	1/4"	2500	7 7/8"	3

**1/4" SILVER LINE HEAVY DUTY DRILLS**




Available in seven different speeds. Designed and built for extra heavy production service. Easy handling. Pistol Grip handle with Trigger switch; or Side handle with Trigger switch (add "S" to code number. All "FS" Series Side Handle Drills are \$90.00).

Available in seven different speeds. Designed and built for extra heavy production service. Easy handling. Pistol Grip handle with Trigger switch; or Side handle with Trigger switch (add "S" to code number. All "FS" Series Side Handle Drills are \$90.00).

**Heavy Duty Series**


Code Number	Free Speed R.P.M.	Weight Pounds	Length Overall	Price
U12F	3750	3 3/4	8 9/8"	\$80.50
U13F	5000	3 3/4	8 9/8"	80.50
U14F	2500	3 7/8	8 3/4"	80.50



**SILVER LINE HEAVY DUTY DRILLS**

Nos.	Each	Cap.	Speed R.P.M.	Lgth.	Wt. Lbs.
EJ1	\$97.76	3/8"	1500	12 7/8"	6 5/8
EJ2	109.66	3/8"	1000	12 7/8"	7 3/4

**ELECTRIC HAMMERS**




Portable electric hammer—delivers powerful blows.

Capacity in concrete up to a 1" Star Drill. 1600 blows per minute. Furnished with 3/8" Star drill, turning handle, ejector pin, extra sling shot, carrying case, 3-conductor cord, momentary grip switch and lock. Universal motor A. C. or D. C.

No.	Each	Lgth.	Weight, Lbs.
U100	\$221.00	13 1/2"	14

In ordering specify voltage


St L 82 No Cash Discount



**SILVER LINE DRILLS**

The most powerful 1/2" electric drill in the world. For drilling through toughest metals, for stamina under hard, continuous operation. One of its astounding features is the fact that so much stall-proof drilling power is concentrated in a tool that's light as a feather compared to other 1/2" drills.

No.	Each	Capacity	Speed R.P.M.	Length	Wt. Lbs.
EJ9	\$109.66	1/2"	500	11"	7



Heavy duty; 3/4" capacity; side switch and spade handle. 3/4" Jacobs chuck.

No.	Each	Capacity	Speed, R.P.M.	Length	Wt., Lbs.
UFH	\$195.50	3/4"	550	18 3/4"	25 3/4

**COPPER LINE PORTABLE ELECTRIC DRILLS**



World's greatest low price electric drill values.

**With Keyless Chuck**

No.	Each	Capacity	Speed, R.P.M.	Length	Wt., Lbs.
1/4"	\$33.92	1/4"	2000	11 3/4"	4

**With Jacobs Geared Chuck and Key**

1/4"	\$39.02	1/4"	2000	11 3/4"	4
1/2"	\$71.40	1/2"	420	14 1/2"	9 1/2

**Drill Stand**

For 1/4" Copper Line.....	\$22.02
For 1/2" Copper Line.....	33.90



**SCREWDRIVER**


Up to 12 Screw and 1/4" Nut Capacities

Nos.	Each	Speed R.P.M.	
U16CP	\$127.50	750	Pistol Grip

Up to 14 Screw and 3/8" Nut Capacities


U18FL	144.50	1000	Lever Handle
-------	--------	------	--------------

**SILVER LINE SANDERS**




No.	Each	Size	Speed R.P.M.	Length	Wt. Lbs.
EL82	\$119.00	7"	4200	13 1/4"	9

**SILVER LINE POLISHERS**



No.	Each	Size	Speed R.P.M.	Length	Wt. Lbs.
EL92	\$120.70	7"	1400	14 1/4"	9 1/4

**ELECTRIC SAWS**



Five completely new "Silver Line" models — "6", "7", "8", "10", and "12"—featuring exclusive Thor "long-shaft" transverse motor mounting, shock-absorber gears, double-lock safety

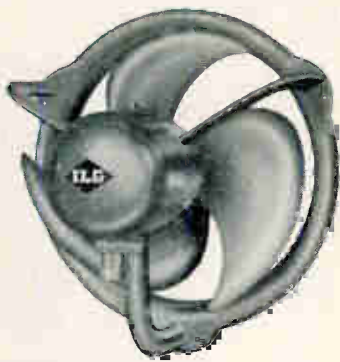
switch, and a score of other new features for extra power and amazing handling ease. All sizes furnished with one combination blade, 10 feet of 3-conductor cord with 2-prong connectors, steel carrying case, wrench and lubricant.

Code No.	Size of Blade	Free Speed	Cutting Vertical	Price
T6	6 1/4"	3600	2 1/2"	*\$110.50
T7	7 1/4"	4200	2 1/2"	212.50
T8	8 1/4"	4200	2 1/2"	246.50
T10	9 7/8"	2750	3 5/8"	323.00
T12	11 7/8"	2750	4 1/8"	382.50

\* With steel carrying case, \$118.92. (Above prices on "7", "8", "10", "12" saws include steel carrying case.)

Graybar

ILG PROPELLER TYPE EXHAUST FANS



**Self-Cooled Motor.** Only Ilg Propeller fans have the patented Ilg enclosed self-cooled motor. This construction affords the low operating cost of the open motor with the protection of the fully enclosed motor. The open motor is fully protected and enclosed by a metal hood. The fan action draws clean air through the vent pipe (lower supporting bracket) from the outside, circulates it through the motor and exhausts it.

Finished in attractive, durable Green.

Constant Speed—Single Phase 60-Cycle

Nos. 110V	Nos. 220V	Each	Fan Size	R.P.M.	C.F.M.	Shp. Wt., Lbs.
48078	48079	\$ 34.28	6"	3400	250	7
48080	48081	38.84	8"	1550	350	8
48090	48091	50.32	10"	1550	500	12
48095	48096	78.92	12"	1550	1000	19
48106	48107	132.84	16"	1140	1700	38
48108	48109	188.30	18"	1140	2600	69
48110	48111	231.00	21"	1140	3600	91
48112	48113	307.74	24"	855	4700	150
48114	48115	462.50	30"	685	7800	235
48116	48117	634.18	36"	570	11000	317
.....	48119	819.06	42"	490	15500	465
.....	48121	1012.56	48"	490	23300	635

Two Speed—Single Phase 60-Cycle

Nos. 110V	Nos. 220V	Each	Fan Size	R.P.M.		C.F.M.		Shp. Wt., Lbs.
				High	Low	High	Low	
48200	48201	\$174.90	16"	1140	855	1700	1280	39
48202	48203	240.86	18"	1140	855	2600	1950	80
48204	48205	285.54	21"	1140	855	3600	2700	93
48206	48207	405.82	24"	855	600	4700	3300	165
48208	48209	523.26	30"	685	500	7800	5700	245
48210	48211	698.88	36"	570	400	11000	7550	317
.....	48213	896.24	42"	490	380	15500	12000	465

Constant Speed—Three Phase 60-Cycle

Nos. 220V	Nos. 440V	Each	Fan Size	R.P.M.	C.F.M.	Shp. Wt., Lbs.
49100	49101	\$254.48	18"	1140	2600	80
49103	49104	285.54	21"	1140	3600	93
49106	49107	330.90	24"	855	4700	165
49109	49110	401.52	30"	655	7800	245
49115	49116	582.74	36"	570	11000	305
49118	49115	740.74	42"	490	15500	450
49121	49122	868.42	48"	490	23300	615


Special High Speed

**EXPLOSION PROOF FANS.** A complete range of Ilg Propeller Fans can be furnished with explosion proof motors bearing the Underwriters' label for use in Class I, Group D hazardous locations at an extra charge.

Prices on All Ilg Fans Are F.O.B. Chicago and Include Federal Excise Tax. No Cash Discount

ILG KITCHEN VENTILATORS

Built-in Wall Models



No. 8100

Cabinet 12" x 12"



No. 8082

Ilgvent

Cabinet 9 1/4" diam., Flange 10 1/8" x 10 1/8"

Cabinets are made of 16-gauge steel, finished in French Grey with polished aluminum grilles. The Ilgette and Ilgvent have telescopic cabinets. Weather-tight door on outside of house is opened or closed by beaded pull chain, which also controls operation of fan.

For Operation on 115 Volts, 60 Cycles, Single Phase A.C.

Nos.	Each	Fan Size	C.F.M.	Sleeve Adjnts	Shp. Wt., Lbs.
8080 Ilgvent	\$65.54	8"	350	5 3/4" to 8 1/2"	20
8082 Ilgvent	65.54	8"	350	8 1/2" to 13"	20
8151 Ilgette	61.70	10"	500	4 1/4" to 6"	23
8091 Ilgette*	118.94	10"	500	8 1/2" to 13"	29

\*AUTOMATIC BUILT-IN ILGETTE—Equipped with a small auxiliary motor which when actuated by a wall switch will open or close the outer door. Automatically causing the fan to turn on or off.

BUILT-IN CEILING TYPE



Easily installed anywhere in kitchen. Fully automatic operation from wall switch. Designed for use with standard 3 1/4" to 12" flat furnace duct and elbows. Popular 10" size.

For Operation on 115 Volts, 1 Phase, 60 Cycles

Nos.	Each	R.P.M.	C.F.M.	Watts	Shp. Wt., Lbs.
8131	\$16.60	Wall Unit Only	.....	.....	7
8132	71.44	Fan Unit Only	1550	500	40

PANEL "PORTABLE-TYPE" MODELS



Mount on window frame. Fit any window, easily installed, with all-steel adjustable panel. Ivory finish. Complete with 10-foot cord.

For Operation on 115 Volts, 60 Cycles, Single Phase A.C.

Nos.	Each	Fan Size	C.F.M.	Panel Adjnts	Shp. Wt., Lbs.
8040 Ilgvent	\$40.40	8"	350	26" to 36"	18
8042 Ilgvent	40.40	8"	350	36" to 46"	20
8104 Ilgette	55.28	10"	500	26" to 36"	20
8106 Ilgette	55.28	10"	500	36" to 46"	25

"Package-Type" Models

For permanent installation in small panel windows. Unit replaces one or more panes of glass. Beaded pull chain opens and closes weather-tight door and operates switch. Ivory finish.

For operation on 115 volts, 60 cycles, single phase A.C.

Nos.	Each	Fan Size	C.F.M.	Panel	Shp. Wt., Lbs.
8050 Ilgvent	\$53.50	8"	350	12" x 12"	12
8102 Ilgette	71.26	10"	500	12" x 12"	14

Graybar

Graybar

**ILG FAN GUARDS**



Strong, durable guards. Do not obstruct flow of air to fan. Furnished in one, two or three sections. All sections interchangeable.

Size, Inch	3 Sect. Complete	Ship. Wgt., Lbs.	Size, Inch	3 Sect. Complete	Ship. Wgt., Lbs.
12	\$19.95	6	24	\$36.75	20
16	26.25	8	30	50.40	25
18	30.45	10	36	59.85	38
21	33.60	15	42	74.55	38

Write for prices on larger sizes

**ILG AUTOMATIC SHUTTERS**



Used on the outside of propeller fans to protect fan when not running. Shutter is held open by force of air current and closes automatically when fan is stopped.

Size, Inch	Each	Ship. Wgt., Lbs.	Size, Inch	Each	Ship. Wgt., Lbs.
8	\$ 9.56	7	24	\$44.00	67
10	13.76	7	30	66.66	80
12	14.86	10	36	95.90	112
16	20.20	19	42	140.24	152
18	26.82	30	48	187.54	152
21	37.38	43			

Write for prices on larger sizes

**ILG ROOF PENTHOUSES**



For use where roof ventilation provides the only practical means of exhausting foul air. Has from 3 to 6 times the capacity of gravity ventilator of equal size. Furnished complete with shutter. Prices do not include fan.

Size, Inch	Each	Ship. Wgt., Lbs.	Size, Inch	Each	Ship. Wgt., Lbs.
12	\$115.50	100	21	\$155.40	170
16	115.50	115	48	657.30	860
18	133.35	160			

**ILG BLOWERS**

(CENTRIFUGAL FANS)



Are specially designed and built for ex-haust or blow-in duty. Just 2 of the many sizes and styles are shown above. Consult your nearest Graybar house for full information and prices.

**SPECIAL HIGH-SPEED PROPELLER FANS**

For Single Phase 115 or 230 Volts

115V Nos.	230V Nos.	Size	RPM	OFM	Price
51100	51101	16"	1750	2580	\$174.80
51105	51106	18"	1750	3670	213.40
51110	51111	21"	1750	4800	338.24
51115	51116	24"	1140	6200	450.63

For Three Phase 230 or 440 Volts

220V	440V	Size	RPM	OFM	Price
51240	51241	16"	1750	2580	\$192.96
51247	51248	18"	1750	3670	213.40
51254	51255	21"	1750	4800	317.82
51261	51262	24"	1140	6200	263.22
4146	4147	30"	1140	10000	509.64
4149	4150	36"	1140	15000	692.38

**ILGDUALAIRE FANS**




For use in window for night-cooling or as circulating fan. Pivots on base to any angle—horizontal to vertical. Complete with safety chain for securing to window, cord and plug. Two-speed motor.

110 VOLT, 1 PHASE, 60 CYCLE

No.	Each	C.F.M.	Guard Diam.	Ship. Wt., Lbs.
7160	\$112.14	{ 3600 2500	20"	40

**ILGWIND NIGHT COOLING FANS**

No installation . . . merely place in front of open window, plug into nearest electrical outlet and turn on. Quickly exhausts stale, sticky heat . . . pulls in cool breeze of fresh outside air. Inside temperature drops 10°-20°. Also used in stores, offices and factories.



110 VOLT, 1 PHASE, 60 CYCLE

No.	Each	C.F.M.	Guard Diam.	Ship. Wt., Lbs.
6103	\$320.20	{ 8700 6000	34 7/8"	260

**ONLY A PORTION OF ILG EQUIPMENT IS SHOWN. CONTACT YOUR NEAREST GRAYBAR OFFICE FOR ILG ITEM NOT LISTED.**

Graybar

ELECTRONIC TUBES



TRANSMITTING AND INDUSTRIAL TYPES

(Examples of Types Available Through Graybar)

1. **Ballast Tubes**—Resistor Type Tubes Used to Maintain a Constant Average Current  
5621/B-6
2. **Cathode Ray Tubes**—For Television and Measurement Use  
5CP7-A
3. **Glow Tubes**—Cold Cathode Tubes for Use as Voltage Regulators  
VR-75; VR-90; OD3/NR-150; VR-105; OD3/VR-150
4. **Ignitrons**—High-Peak Current, Pool-Cathode Tubes  
5552/FG-235-A
5. **Image Orthicons**—Television Camera Tubes  
5820-5826-1850A
6. **Kenotrons**—High-Vacuum Rectifier Tubes  
5575/100, 5576/200, 8020
7. **Phanotrons**—Gaseous or Mercury-Vapor Rectifier Tubes  
575-A, 857-B, 869-B
8. **Phototubes**—Light-Sensitive Tubes  
868/PJ-23
9. **Pliotrons**—Grid-Controlled High-Vacuum Tubes for Use as Modulators, Amplifiers, Oscillators, R. F. Heating Triodes  
880, 889, 889RA, 892, 892R, 5666, 5667, 5668, 5669

TELECHRON CLOCKS



For indoor use. Alternating current. Self-starting synchronous motor.


Surface type, round plastic case with brown mahogany finish. The dial has black characters on a white background. Equipped with cord and plug.

Model	Each	Dial, In.	O.D., In.
1H1308	\$19.90	8	10 7/8
1H1312	25.90	12	15 3/8

Subject to Federal Jeweler's Tax when not sold for resale.

10. **Thyratrons**—Grid-Controlled Gaseous-Discharge Rectifier Tubes  
5560/FG-95
11. **Vacuum Capacitors**—Compact, Highly Efficient, Vacuum Dielectric Capacitors  
1L22
12. **Vacuum Switches**—Single-Pole, Double-Throw  
5627/FA-6

Catalog information on all the above tubes available.



The Graybar Tag is symbolic of that integral part of business and living — Distribution; more goods available for more people, conveniently and at lower cost. In this case, it is representative of over 100,000 electrical items, manufactured by over 200 reputable manufacturers and distributed through Graybar to over 50,000 customers.

Graybar



ELECTRIC DRINKING WATER COOLERS

ALL MODELS LISTED CARRY A GENEROUS FIVE-YEAR WARRANTY.

MODELS AND GENERAL INFORMATION

Model	*Standard Rating G. P. H.	Type Control		H.P.	Compressor	Condenser	Wt.	Ship. Wt.
		Hand	Foot					
G-3	2.7	x	.....	1/9	Hermetic	Air-Cooled	114	142
H-4	4.0	x	.....	1/9	Hermetic	Air-Cooled	98	124
HJ-6	6.0	x	.....	1/9	Hermetic	Air-Cooled	90	116
H-6	6.0	x	.....	1/9	Hermetic	Air-Cooled	100.	126
F-6	6.0	.....	x	1/9	Hermetic	Air-Cooled	100	126
H-10	9.5	x	.....	1/6	Hermetic	Air-Cooled	125	151
F-10	9.5	.....	x	1/6	Hermetic	Air-Cooled	125	151
H-10W	11.2	x	.....	1/6	Hermetic	Water-Cooled	121	147
F-10W	11.2	.....	x	1/6	Hermetic	Water-Cooled	121	147
**F-10WE	10.3	.....	x	1/8	Hermetic	Water-Cooled	129	155

\*At 90° room temperature, 80° inlet water, 50° drinking water.  
\*\*Explosion Proof UL approved for Class I, Groups C & D; Class II, Groups F & G. Hand control may be added to foot pedal models. Kit available.

UL approved. Meet exacting municipal refrigeration-plumbing code requirements. 19 gage cabinet, electro-galvanized, "phosphorized" after forming. Hammerloid gray finish. Stainless steel top. All bubbler models (except H-4) have stainless steel storage tank (approx. 1 gal.) and copper pre-cooler with coils externally bonded, provision on top for gooseneck glass filler, and extra outlet on back for remote bubbler. Twist-proof female pipe connections. Fully sealed, silver soldered, hermetic refrigeration system.

For AC-115-1-60; or with transformer for AC-115-1-150, or AC-1-230-50/60. Other models for DC or 25 cycle power supply.



Bubbler type. See table for model information.



Model HJ-6 for children. At right: Model G-3. Also with compartment.

All Items on This Page—Net, except Clocks, 2% 10 Days.

World Radio History

GENERAL LIGHTING SERVICE LAMPS

115, 120 and 125 Volts



These lamps fill 65% of lamp requirements. Finishes include CLEAR, INSIDE FROST and WHITE BOWL.

Medium Base

Watts	List Price	Bulb and Finish	Ordering Number Specify Volts	Std. Pkg. Qty.
15	\$0.13	A-15 I.F.	15A15	120
25	.13	A-19 I.F.	25A	120
40	.14	A-19 I.F.	40A	120
50	.14	A-19 I.F.	50A	120
60	.14	A-19 I.F.	60A	120
75	.16	A-19 I.F.	75A	120
100	.16	A-21 I.F.	100AW	120
100	.21	A21 White	100 A/W	60
150	.20	A23/F	150A23/1	120
150	.20	PS-25 Clear	150/CL	60
150	.25	PS-25 I.W.B.	150/WB	60
200	.27	PS-30 Clear	200	60
200	.27	PS-30 I.F.	200/IF	60
200	.32	PS-30 I.W.B.	200/WB	60
*300	.40	PS-30 Clear (750 hrs.)	300M	60
*300	.40	PS-30 I.F. (750 hrs.)	300M/IF	60

Mogul Base

Watts	List Price	Bulb and Finish	Ordering Number Specify Volts	Std. Pkg. Qty.
300	.65	PS-35 Clear (1000 hrs.)	300	24
300	.70	PS-35 I.F. (1000 hrs.)	300/IF	24
300	.70	PS-35 I.W.B. (1000 hrs.)	300/WB	24
500	.95	PS-40 Clear	500	24
500	1.00	PS-40 I.F.	500/IF	24
750	2.90	PS-52 Clear	750	6
750	3.05	PS-52 I.F.	750/IF	6
1000	3.10	PS-52 Clear	1000	6
1000	3.30	PS-52 I.F.	1000/IF	6
1500	4.75	PS-52 Clear	1500	6
1500	5.00	PS-52 I.F.	1500/IF	6

\* Also available in Medium Skirted Base, 1000 hours life.

TUBULAR LAMPS

115, 120 and 125 Volts Intermediate Screw Base

Watts	List Price	Bulb and Finish	Ordering Number Specify Volts	Std. Pkg. Qty.
25	\$0.38	T-6½ Clear	25T6½	60

Medium Screw Base

25	.27	T-10 Clear	25T10	60
25	.30	T-10 I.F.	25T10/IF	60
25	.85	T-10 Reflector	25T10/RFL	60
40	.95	T-8 Clear	40T8	24
40	.33	T-10 Clear	40T10	60
40	.85	T-10 Reflector	40T10/RFL	60

DISCOUNT SCHEDULE

All prices shown on large lamps are manufacturers' list prices.

DISCOUNT to purchasers without contract:

Purchase of:	Discount
Less than \$5.00 List Value.....	None
\$5.00 to \$15.00 List Value.....	20%
\$15.00 List Value or Standard Package Quantity .....	25%

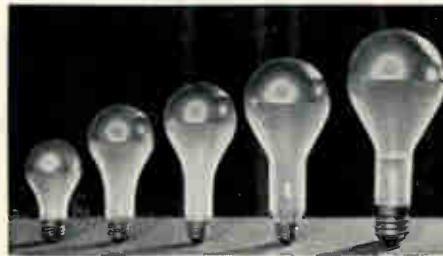
Dealer Agency agreement provides a consigned stock—no investment—the furnishing of attractive displays and helpful suggestions as to the development of a real lamp business.

Users will benefit by buying on a purchase contract—with discounts depending upon the amount bought. Our service provides for lighting surveys and those tests necessary to secure lighting efficiency.

FEDERAL EXCISE TAX of 10.4% of List Price to be added to NET billing.

SILVERED BOWL LAMPS

115, 120 and 125 Volts



Watts	List Price	Bulb and Finish	Ordering Number Specify Volts	Std. Pkg. Qty.
60	\$0.28	A-19 I.F. Silvered Bowl	60A/SB	120
100	.30	A-23 I.F. Silvered Bowl	100A/SB	120
150	.45	PS-25 I.F. Silvered Bowl	150/SB	60
200	.67	PS-30 I.F. Silvered Bowl	200/SBIF	60
Mogul Base				
300	1.20	PS-35 I.F. Silvered Bowl	300/SBIF	24
500	1.70	PS-40 I.F. Silvered Bowl	500/SBIF	24
750	4.75	PS-52 I.F. Silvered Bowl	750/SBIF	6
1000	5.00	PS-52 I.F. Silvered Bowl	1000/SBIF	6

THREE-LITE LAMPS

115, 120 and 125 Volts

Three Contact Mogul Base

50-100-150	\$0.48	PS-25 I.F.	50/150	60
100-200-300	.60	G-30 I.F. Indirect	100/300	60

Three Contact Medium Base

Watts	List Price	Bulb and Finish	Ordering Number Specify Volts	Std. Pkg. Qty.
30- 70-100	.30	A-21 I.F.	30/100	120
50-100-150	.36	PS-25 I.F.	50/150M	60

DECORATIVE LAMPS

CLEAR, INSIDE, COLORED, TINTED AND FROSTED LAMPS

115, 120 and 125 Volts

Candelabra Base

Watts	List Price	Bulb and Finish	Ordering Number Specify Volts	Std. Pkg. Qty.
6	\$0.16	S-6 Clear	6S6	120
7	.12	C-7 Clear (120-volt only)	7C7	120
7	.14	C-7 White (120-volt only)	7C7/W	120

Medium Base

6	.17	S-14 Clear	6S14	120
6	.17	S-14 I.F.	6S14/IF	120
6	.22	S-14 Inside Colored@	6S14/@	120
10	.15	S-14 Clear	10S14	120
10	.15	S-14 I.F.	10S14/IF	120
10	.20	S-14 Inside Colored@	10S14/@	120
25	.18	A-19 Outside Colored@	25A/@	120

① Substitute color symbol in place of @ in ordering abbreviation, thus: 10S14/R, 25A/B

② Colors: Red (R), Blue (B), Green (G), Yellow (Y), Amber-Orange (AO), White (W).

③ Same as above plus Ivory (V), and (FT) Flametint.

HIGH VOLTAGE LAMPS

230 and 250 Volts

Medium Base

Watts	List Price	Bulb and Finish	Lamp Ordering Abbrev. (Exc. Volts)	Std. Pkg. Qty.
25	\$0.18	A-19 I.F.	25A	120
50	.18	A-19 I.F.	50A	120
100	.24	A-23 I.F.	100A	120
200	.50	PS-30 Clear	200	60
200	.55	PS-30 I.F.	200/IF	60

Mogul Base

300	.85	PS-35 Clear	300	24
500	1.40	PS-40 Clear	500	24
750	3.50	PS-52 Clear	750	6
1000	3.75	PS-52 Clear	1000	6

For Anything

Electrical


TRY GRAYBAR FIRST

A Good Habit

DO YOU HAVE A G.E. LAMP CONTRACT?



FLUORESCENT LAMPS



Bulb	List Price	Approx. Lamp Watts	Color	Lamp Ordering Abbrev.	Std. Pkg. Qty.
<b>Miniature Bipin Base</b>					
9" T-5 (5/8" Diam.)	\$0.85 .85	6	Std. Cool White	F6T5/CW F6T5/W	24 24
12" T-5	.95	8	Daylight Std. Cool White	F6T5/D F8T5/CW F8T5/W	24 24 24
21" T-5 (5/8" Diam.)	.95 1.05	13	Daylight White	F8T5/D F13T5/W	24 24
<b>Medium Bipin Base</b>					
15" T-12 (1 1/2" Diam.)	.85	14	Std. Cool White	F14T12/CW F14T12/W	24 24
18" T-8 (1" Diam.)	.70	15	Std. Cool White	F15T8/CW ①	24
18" T-12 (1 1/2" Diam.)	.85	15	Std. Cool White	F15T12/CW ①	24
24" T-12 (1 1/2" Diam.)	.85	20	Std. Cool White	F20T12/CW ①	24
36" T-8 (1" Diam.)	.85	30	Std. Cool White	F30T8/CW ①	24
48" T-12 (1 1/2" Diam.)	1.05	40	Std. Cool White	F40T12/CW ①	24
<b>Mogul Bipin Base</b>					
60" T-17 (2 1/2" Diam.)	2.60	85	Std. Cool White	F85T17/CW	12
	2.60		Std. Warm White	F85T17/WW	12
① White, Daylight, Warm White, Same Price; Soft White, 10c additional; Blue, Green, Pink, 15c additional; Gold, Red, 25c additional.					
② White, Daylight, Warm White, Same Price; Soft White, 10c additional; Blue, Green, Pink, 25c additional; Gold, Red, 35c additional.					
<b>Instant Start—No Starters Used</b>					
<b>Medium Bipin Base</b>					
48" T-12	1.20	40	Std. Cool White	F40T12/CW/IS F40T12/D/IS	24 24
	1.20		Daylight White	F40T12/W/IS	24
	1.30		Soft White	F40T12/SW/IS	24
	1.20		Std. Warm White	F40T12/WW/IS	24
<b>G-E Circline Fluorescent Lamps</b>					
<b>For Use With Starter—4-Pin Base</b>					
12" Circline (1 1/2" Diam.) (12" Out. Diam.)	2.25	32	White	FC12T10/W	12
<b>G-E Slimline Fluorescent Lamps—Single Pin</b>					
42" T-6	1.70	18-33	Std. Cool White	F42T6/CW ③	24
64" T-6	1.95	27-51	Std. Cool White	F64T6/CW ③	24
72" T-8	2.20	26-51	Std. Cool White	F72T8/CW ③	24
96" T-8	2.90	34-69	Std. Cool White	F96T8/CW ③	24
48" T-12	1.55	36	Std. Cool White	F48T12/CW F48T12/W	24 24
	1.55		Std. Warm White	F48T12/WW	24
72" T-12	2.80	54	Std. Warm White	F72T12/CW F72T12/W	12 12
	2.80		Cool White	F72T12/WW	12
	2.80		Std. Warm White	F72T12/WW	12
96" T-12	3.50	72	Std. Cool White	F96T12/CW F96T12/W	12 12
	3.50		Std. Warm White	F96T12/WW	12



HEAT LAMPS

115 Volts—Medium Base

Watts	List Price	Bulb and Finish	Ordering Number	Std. Pkg. Qty.
250	\$1.10	N R-40 Light I.F.	250R40/1	24
250	2.95	N R-40 Reflector Infrared— Red Bowl	250R40/10	24

N—Not subject to Federal Excise Tax.

PROJECTOR AND REFLECTOR LAMPS

115, 120 and 125 Volts  
Medium Skirted Base



Watts	List Price	Bulb and Finish	Ordering Number	Std. Pkg. Qty.
75	\$1.05	R30-Spot	75R30/SP	60
75	1.05	R30-Flood	75R30/FL	60
*150	\$1.55	PAR-38 Spot	150PAR/SP	12
*150	1.55	PAR-38 Flood	150PAR/FL	12

Lamps are suitable for both indoor and outdoor use.

Medium Base

Watts	List Price	Bulb and Finish	Ordering Number	Std. Pkg. Qty.
150	\$1.05	R-40 Light I.F. Spot	150R/SP	24
150	1.05	R-40 I.F. Flood	150R/FL	24
*300	1.55	R-40 Light I.F. Spot	300R/SP	24
*300	1.55	R-40 I.F. Flood	300R/FL	24

May not give satisfactory performance if any accessory lighting equipment is attached to, or touches, the glass bulb.

\*Should be burned in porcelain sockets.

VIBRATION AND ROUGH SERVICE LAMPS

110, 115, 120 and 125 Volts



Medium Base

Watts	List Price	Bulb and Finish	Ordering Number	Std. Pkg. Qty.
<b>Rough Service</b>				
50	\$0.25	A-19 I.F.	50A/RS	120
100	.35	A-23 I.F.	100A/RS	120
<b>Vibration Service</b>				
50	.20	A-19 I.F.	50A/VS	120

In addition to the items listed GRAYBAR also distributes all of the other many different lamp bulbs manufactured by General Electric—some 10,000 different shapes, sizes, and types—to meet your every lighting requirement.

Make Graybar Your Lighting Headquarters  
SEE US ABOUT A G.E. LAMP CONTRACT.

All Items on This Page—Cash Discount 2%, 10 Days. A G.E. LAMP CONTRACT WILL SAVE YOU TIME and MONEY.

Graybar

Graybar

Graybar



**FLOODLIGHT AND SPOTLIGHT LAMPS**

115, 120 and 125 Volts

**FLOODLIGHT LAMPS—Medium Base**

Watts	List Price	Bulb and Finish	Ordering Number Specify Voltage	Light Center Length Inches	Std. Pkg. Qty.
250	\$1.40	G-30 Clear	250G/FL	3	60

**Mogul Base**

500	2.55	G-40 Clear	500G/FL	4 1/4	24
1000	5.00	G-40 Clear	1M/G40FL	5 1/4	24

**SPOTLIGHT LAMPS—Medium Base**

100	1.05	A-21 Clear	100A21/SP	3	120
250	1.40	G-30 Clear	250G/SP	3	60
400	1.90	G-30 Clear	400G/SP	3	60

**Mogul Base**

1000	5.00	G-40 Clear	1M/G40SP4 1/4	4 1/4	24
1000	5.00	G-40 Clear	1M/G40SP5 1/4	5 1/4	24

**INFRA-RED INDUSTRIAL DRYING LAMPS**

115, 120, 125 Volts



**Medium Skirted Base**

Watts	List Price	Bulb and Finish	Ordering Number	Std. Pkg. Qty.
250	\$0.80 N	G-30 Clear	250G30	60

**Medium Skirted Base—Reflector**

250	1.25 N	R-40 Light I.F.	250R40/4	24
375	1.50 N	R-40 Light I.F.	375R40	24

**Medium Bipost Base**

6-Inch Pigtail Terminals Spot-Welded to Medium Bipost Base

500	6.75 N	T-40 ClearⓄ	500T40/3	24
1000	7.50 N	T-40 ClearⓄ	1M/T40/3	24

Ⓞ Heat-resisting glass bulb.

N—Not subject to Federal Excise Tax.

**"H" (MERCURY) LAMPS**

Admedium Base



Watts	List Price	Clear Outer Bulb	Ordering Number	Rated Average Life (Hrs.)	Std. Pkg. Qty.
100	\$11.50	T-10	A-H4	1000Ⓞ	6
100	12.00	PAR38	C-H4	1000	12
100	12.00	PAR38	E-H4	1000	12
<b>Medium Base</b>					
250	11.25	T-9	A-H2	2000Ⓞ	12
<b>Mogul Base</b>					
400	10.50	T-16	A-H1Ⓞ	3000Ⓞ	1
400	10.50	T-16	B-H1Ⓞ	3000Ⓞ	6
400	17.00	T-20	E-H1	—	6
<b>Single Contact Terminals</b>					
3000	48.00	T-9 1/2	A-H9	2000Ⓞ	1

Ⓞ Base up burning.  
 Ⓞ Base down burning.  
 Ⓞ Life under specified test conditions with lamps turned off and restarted no often than once every 5 burning hours.

St L 88

All Items on This Page—Cash Discount 2%

**PHOTOFLASH LAMPS**



Ordering Number*	List Price	Carton Qty.	Case Qty.
Speed Midget "SM".....	\$0.14	8	120
Synchro-Press No. 5.....	.13	8	120
Synchro-Press No. 5B.....	.17	8	120
Focal Plane No. 6.....	.15	8	120
Synchro-Press No. 11.....	.15	8	120
Synchro-Press No. 22.....	.17	6	120
Synchro-Press No. 22B.....	.23	6	120
Focal Plane No. 31.....	.24	6	60
Photoflash No. 50.....	.22	6	60
Photoflash No. 50B.....	.28	6	60

**PHOTOFLOOD LAMPS**

Ordering Number*	Watts at 115 Volts	List Price	Carton Qty.	Case Qty.
Photoflood No. 1.....	250	\$0.18	6	60
Photoflood No. 2.....	500	.33	6	60
Photoflood No. 4.....	1000	1.20	1	24
Photoflood No. RFL2 (Reflector).....	500	1.15	1	24
Photospot RSP2.....	500	1.30	1	24
Day. Photoflood B1.....	250	.30	6	60
Day. Photoflood B2.....	500	.60	6	60
Day. Photoflood B4.....	1000	1.75	1	24
Photolamp 375/34R4.....	375	1.25	1	24

**PHOTO LAMPS**

All prices shown on Photo Lamps are manufacturers' list prices.

**DISCOUNT** to Purchasers (for own consumption without contract):

Less Than Half Case Quantities.....	Net
Half Case Quantities.....	20%
Case Quantities.....	25%

Dealer and Purchaser contract discounts available upon request.

**FEDERAL EXCISE TAX** of 13.1% of list price to be added to Net Billing.

**TRY  
 GRAYBAR FIRST  
 A GOOD HABIT**

G.E. LAMP CONTRACTS ARE A GREAT CONVENIENCE

Graybar

**DISCOUNT SCHEDULE**

All prices shown on Miniature Lamps are manufacturers' list prices.

DISCOUNT to purchasers without contract:

Less than \$25.00 list..... 40%  
 \$25.00 or more list..... 47%

Both agency and purchase agreements are available at discounts depending on annual requirements. Contact our sales representative or office for proposal.

**FEDERAL EXCISE TAX**

T—On lamps so designated a Federal Excise Tax of 6.3% of list price to be added to Net Billing.

V—On lamps so designated a Federal Excise Tax of 1.6% of list price to be added to Net Billing.

A unit package of lamps consists of 10 lamps of the same Lamp Number.

**AUTOMOTIVE LAMPS**



G-4½ G-6 S-8 D.C. S-8 D.C. RP-11 RP-11  
 Index Bay. Bayonet Prefocus

**6-8 Volt Automobile Service**

Ordering Number	List Price	Cp.	Bulb	Base
51	\$0.09 V	1	G-3½	Min. Bay.
55	.09 V	2	G-4½	Min. Bay.
63	.10 V	3	G-6	S. C. Bay.
64	.12 V	3	G-6	D. C. Bay.
81	.12 V	6	G-6	S. C. Bay.
82	.14 V	6	G-6	D. C. Bay.
87	.23 V	15	S-8	S. C. Bay.
88	.25 V	15	S-8	D. C. Bay.

**6-8 Volt Automobile Service**

1007	\$0.42 V	32	RP-11	S. C. Pref.
1129	.25 V	21	S-8	S. C. Bay.
1130	.27 V	21	S-8	D. C. Bay.
1133	.27 V	32	RP-11	S. C. Bay.
1183	.31 V	50	RP-11	S. C. Bay.
1323	.42 V	32	RP-11	S. C. Pref.
1503	.50 V	50	RP-11	S. C. Pref.
1000	.32 V	32-32	RP-11	D. C. Bay.
1158	.32 V	21-3	S-8	D. C. Bay.
2320	.50 V	32-21	RP-11	D. C. Pref.
2330	.43 V	32-32	RP-11	D. C. Pref.
2331	.47 V	32-32	RP-11	D. C. Pref.
2530	.62 V	50-32	RP-11	D. C. Pref.
2531	.62 V	50-32	RP-11	D. C. Pref.

**LAMPS FOR FLASHLIGHTS, HANDLANTERNS, BICYCLES, TOYS, AND MISCELLANEOUS USE**



**Miniature Screw Base**

Ordering Number	List Price	Bulb	Rated Volts	Amps.	Head Color	Service Used With
112	\$0.11T	TL-3	1.1	0.22	Pink	1-AA Cell
123	.10T	G-3½	1.25	0.30	Pink	1-C or D Cell
136	.13T	G-4½	1.25	0.60	Pink	1 No. 6
222	.11T	TL-3	2.25	0.25	White	2-A or AA
223	.11T	FE-3¾	2.25	0.25	White	2-A or AA
233	.11T	G-3½	2.3	0.27	Purple	2-C
248	.12T	G-5½	2.5	0.80	Black	2 No. 6
245	.13T	G-3½	2.46	0.50	Blue	2-D
35C	.13T	G-5½	2.5	0.80	Black	2 No. 6
14	.11T	G-3½	2.5	0.30	Blue	2-D
365	.13T	G-3½	3.69	0.50	Green	3-D
13	.11T	G-3½	3.7	0.30	Green	3-D
502	.12T	G-4½	5.1	0.15	Blue	4-F
605	.13T	G-4½	6.15	0.50	Brown	5-D
31	.12T	G-4½	6.2	0.30	Brown	5-D

**Single Contact Miniature Flange Base**

PR6	.15T	B-3½	2.5	0.30	Brown	2-D
PR7	.15T	B-3½	3.7	0.30	Pink	3-D

AA cells.....½" dia., 1⅞" high D-cell .....1¼" dia., 2¼" high  
 A-cell .....⅝" dia., 1⅞" high F-cell .....1¼" dia., 3⅞" high  
 C-cell .....⅞" dia., 1⅞" high No. 6 cell.....2½" dia., 6" high

Graybar

**LAMPS FOR RADIO PANEL, INDICATORS AND MISCELLANEOUS USE**

**Miniature Screw Base**

Ordering Number	List Price	Bulb	Rated Volts	Amps.	Head Color
41	\$0.11 T	T-3¼	2.5	0.50	White
40	.11 T	T-3¼	6-8	0.15	Brown
46	.11 T	T-3¼	6-8	0.25	Blue
50	.11 T	G-3½	6-8	1 cp.	White

**Miniature Bayonet Base**

47	.11 T	T-3¼	6-8	0.15	Brown
44	.11 T	T-3¼	6-8	0.25	Blue

**GE SEALED BEAM LAMPS**



The hermetically sealed, all-glass Sealed Beam Lamp that "does not grow dim!"

Ordering Number	List Price	Watts	Volts	Bulb	Base	Service
4030	\$1.40	45-35	6-8	PAR-56	3-Cont. Lugs	Headlight
4430	1.80	45-35	12-16	PAR-56	3-Cont. Lugs	Headlight
4010	1.65	30	6-8	PAR-46	Screw Term.	Driving
4011	1.65	30	6-8	PAR-46	Screw Term.	Passing
4012	1.50	35	6-8	PAR-46	Screw Term.	Clear Fog
4012A	1.70	35	6-8	PAR-46	Screw Term.	Amber Fog

In addition to the items listed GRAYBAR also distributes all of the other many different lamp bulbs manufactured by General Electric—some 10,000 different shapes, sizes, and types—to meet your every lighting requirement.

**Make Graybar Your Lighting Headquarters**  
 SEE US ABOUT A G.E. LAMP CONTRACT.

All prices shown on Sealed Beam Lamps are manufacturers' list prices.

DISCOUNT to consumers without contract:

Less than \$25.00 list..... 40%  
 \$25.00 list or more..... 47%

A standard package consists of 8 lamps. Standard packages of different Sealed Beam Lamps may be combined.

Graybar

# BALLAST, REPLACEABLE STARTERS AND MANUAL STARTING SWITCHES — LAMP HOLDERS

Graybar



Lamp Size	4, 6, 8 Watts	14, 15, 20, 22 Watts	14, 15, 20, 22 Watts	25 Watts	13, 30, 40 Watts	13, 30, 40 Watts	30 Watt	32 Watt	40 att	40 Watt	85 or 100 Watt	85 or 100 Watt	85 or 100 Watt†	100 Watt†
List Price Each*	\$0.42	\$0.24	\$0.80	\$0.23	\$0.24	\$0.42	\$0.88	\$0.25	\$0.72	\$0.88	\$0.88	\$1.00	\$0.85	\$1.00
Std. Pkg. Qty.	50	100	100	100	100	100	100	100	100	50	50	100	50	100
Type Switch	Glow	Glow	Glow	Glow	Glow	Glow	Glow	Glow	Glow	Thermal*	Thermal*	Glow	Glow	Glow
No. Terminals	2	2	2	2	2	2	2	2	2	4	4	4	2	2

- \* In standard package quantities.
- Wattage consumption of thermal switch during lamp operation: FS-44 — ½ watt; FS-64 — 1½ watts.
- † For 2-terminal starter sockets.

## 60 Cycle G.E. Ballast for General Line Fluorescent Lamps

For Fluorescent Lamps with Miniature Bipin Bases and Circuits using Starters

Nominal Lamp Watts	Circuit Voltage	Catalog Number Std. Case	List Price Each	Std. Pkg.	Approx. Size, Inches	Approx. Watts Loss	Approx. Power Factor
4	4	58G848	\$1.10	20	1¼ x 1¼ x 4¼	1¼	45
6	6	58G818	1.10	20	1¼ x 1¼ x 4¼	2	45
8	8	58G649	1.10	20	1¼ x 1¼ x 4¼	2.8	45
13	13	89G413	2.50	10	1½ x 2½ x 6½	5	45
13	13	89G414	5.50	10	1½ x 2½ x 10	5	90

For Fluorescent Lamps with Medium Bipin Bases and Circuits using Starters

Nominal Lamp Watts	Circuit Voltage	Catalog Number Std. Case	List Price Each	Std. Pkg.	Approx. Size, Inches	Approx. Watts Loss	Approx. Power Factor
14	14	58G862	.65	20	1¼ x 1¼ x 4¼	4.5	45
	2-14	58G914	1.30	10	1¼ x 1¼ x 6½	9	45
	15	58G670	.65	20	1¼ x 1¼ x 4¼	4.5	55
15	2-15	58G691	1.30	10	1¼ x 1¼ x 6½	9	55
	2-15	58G678	5.20	10	1½ x 2¼ x 14¼	9	90
	20	58G671	.65	20	1¼ x 1¼ x 4¼	4.5	55
20	20	58G641	3.85	10	1½ x 2¼ x 8¾	4.5	90
	2-20	58G692	1.30	10	1¼ x 1¼ x 6½	9	55
	2-20	58G679	5.20	10	1½ x 2¼ x 14¼	9	90
25	2-25	59G909	2.75	10	1½ x 2¼ x 8¾	17	50
	30	89G304	1.70	10	1½ x 2½ x 6½	8.5	55
	30	89G344	4.10	10	1½ x 2½ x 10	10.5	90
30	2-30	58G980	6.00	10	2½ x 3½ x 9½	12.5	90
	2-30	58G940	8.25	10	1½ x 2¼ x 18¼	16	90
	40	110-125	89G307	1.70	10	1½ x 2½ x 6½	8.5
199-216		58G676	2.20	10	1¼ x 1¼ x 6½	10	60
220-250		58G675	2.20	10		10.5	60
110-125		89G347	4.10	10	1½ x 2½ x 10	11	90
40	199-216	58G646	5.00	10	1½ x 2½ x 10¾	8.5	90
	220-250	58G645	5.00	10		9.5	90
	240-280	58G925	6.00	15		10	90
	2-40	58G983	5.50	10	2½ x 3½ x 9½	15.5	90
199-216	58G984	7.15	10	11.5		90	
220-250	58G985	6.00	10	12.5		90	
240-280	58G922	7.15	10	15.0		90	
40	110-125	89G343	6.00	10	1½ x 2½ x 16½	18.5	90
	2-40	58G945	7.70	10	1½ x 2½ x 18¼	15	90
	3-40	59G276	9.90	4	2½ x 3½ x 14¾	23	90

Trigger Start Ballasts — Using Standard Lamps but No Starters

Nominal Lamp Watts	Circuit Voltage	Catalog Number Std. Case	List Price Each	Std. Pkg.	Approx. Size, Inches	Approx. Watts Loss	Approx. Power Factor
14, 15 or 20	110-125	89G320	2.40	10	1½ x 2½ x 6½	12	
2-20	110-125	89G321	3.00	10		12	

For Fluorescent Lamps with Mogul Bipin Bases and Circuits using Starters

Nominal Lamp Watts	Circuit Voltage	Catalog Number Std. Case	List Price Each	Std. Pkg.	Approx. Size, Inches	Approx. Watts Loss	Approx. Power Factor	
85 or 100	85	58G628	11.00	4	2½ x 3½ x 14¾	25	90	
	100							110-125
	2-85	110-125	58G696	14.25		4	32	90
	2-100	220-250	58G698	16.50		4		
	240-280	58G923	16.50	4	35	90		
	4-85	59G265	15.40	4	2½ x 3½ x 19¼	36	90	
	4-100							250-280

For Instant Start Fluorescent Lamps — No Starters Required

Nominal Lamp Watts	Circuit Voltage	Catalog Number Std. Case	List Price Each	Std. Pkg.	Approx. Size, Inches	Approx. Watts Loss	Approx. Power Factor			
40	40	89G363	10.45	6	2½ x 3½ x 11¼	20	90			
	2-40	110-125	59G373	11.00				4		
	2-40	110-125	59G942	11.00				4	28	90
	2-40	110-125	89G374	7.70				4		

SLIMLINE BALLAST ALSO AVAILABLE.

Ballast Replaceable Starters and Manual Starting Switches are shown at Manufacturer's List Prices and are subject to your regular discount.

St L 90 All Items on This Page—Cash Discount 2%, except Ballast, Net.

## FLUORESCENT LAMP HOLDERS



Without Starter Socket

FLUSH OR SURFACE MOUNTING TYPE

Twist Turn Contacting

Nos.	Each	10 @	100	Color
4300	\$0.26	\$0.22	\$19.50 C	Black
4300W	.28	.26	22.10 C	White

MOGUL SIZE

Nos.	Each	10 @	50 @	Color
4350W	\$0.74	\$0.66	\$57.20 C	White

MIDGET SIZE

Nos.	Each	10 @	100	Color
4330	\$0.48	\$0.42	\$36.40 C	Black
4330W	.52	.46	39.00 C	White

Graybar



## COMBINATION FLUORESCENT LAMP HOLDERS

With Starter Socket. FLUSH OR SURFACE MOUNTING

Twist Turn Contacting

Nos.	Each	10 @	100	Color
4307	\$0.56	\$0.50	\$42.90 C	Black
*4307W	.60	.52	45.50 C	White

MOGUL SIZE

Nos.	Each	10 @	50 @	Color
*4367W	\$1.30	\$1.14	\$98.80 C	White

\* Lamp holder white, starter socket is black.



## SLIMLINE LAMP HOLDERS

For ¼" and 1" diameter lamps.

Nos.	Each	10 @	100	Color
4373	\$1.34	\$1.18	\$102.70	Low Volt End
4374	1.34	1.18	102.70	High Volt End

Graybar

Graybar

RLM DOME REFLECTORS



"Socket Reflector"  
One-piece seamless porcelain enameled steel. Sockets tapped 1/2", 3/4" when specified.

Nos.	Each	10 @	Diam.	Watts
5641	\$ 8.32	\$ 7.20	12"	75-100
5642	9.30	8.06	14"	150
5643	10.30	8.92	16"	200
5644	Each 13.38	5 @ 11.60	18"	300-500
5645	18.12	15.70	20"	750-1500



"Turnlox Reflector"  
Seamless porcelain enameled steel with detachable hood. Pendant hoods tapped 1/2". Ceiling hoods fit 4" outlet boxes.

Pendant Nos.	Ceiling Nos.	Each	10 @	Diam.	Watts
7641	9641	\$10.80	\$ 9.36	12"	75-100
7642	9642	11.80	10.22	14"	150
7643	9643	12.78	11.08	16"	200
7644	9644	Each 15.84	5 @ 13.72	18"	300-500
7645	9645	20.60	17.84	20"	750-1500

DUST-TIGHT PENDANT UNITS

Listed by Underwriters' Laboratories for Class II, Groups E, F and G hazardous locations. Vapor and moisture tight; thoroughly gasketed and supplied with cast metal hoods, porcelain enameled dome reflectors and clear glass globes. Tapped 1/2".



Nos.	Each	10 @	Diam.	Watts
8500	\$28.90	\$25.06	12"	75-100
8505	41.50	35.96	18"	150
8503	41.50	35.96	18"	200

VAPOR-TIGHT UNITS




Cast aluminum pendant hood tapped 1/2", green lacquered; reflectors are acid-resisting porcelain steel; enclosing globe clear diffusing glass.

Nos.	Each	10 @	Diam.	Watts
6500	\$16.84	\$14.58	12"	75-100
6501	18.42	15.96	14"	150
6502	22.68	19.66	16"	200
6503	28.02	24.28	18"	300-500

With Angle Reflector

No.	Each	10 @	Diam.	Watts
6518	\$20.20	\$17.50	12"	150-200
No.	Each	5 @	Diam.	Watts
6519	26.74	23.16	14"	300-500

"TURNLOX" LAMP HOLDERS



Medium and Mogul base sockets with lamp grip.

Nos.	Each	Base	Type
2751	\$2.38	10 @ \$2.06	Med. Keyless
2760	3.48	5 @ 3.02	Mog. Keyless
2753	2.78	10 @ 2.40	Med. Shock absorb.
2762	3.88	5 @ 3.36	Mog. Shock absorb.
2752	4.36	10 @ 3.78	Med. Pull chain

See Pages 14 and 15 for other Vapor-Tight and Explosion-Proof Lighting  
All Items on This Page—Cash Discount 2%

FLAT CONE REFLECTORS



"Socket Reflector" — One-piece porcelain enameled steel. For yard lighting or where a wide spread of light is required with socket, tapped 1/2".

Nos.	Each	10 @	Diam.	Watts
5431	\$ 8.32	\$ 7.20	14"	50-75
5401	8.32	7.20	14"	75-100
5402	9.30	8.06	16"	150
5403	10.30	8.92	18"	200



ELLIPTICAL ANGLE REFLECTORS

"Socket Reflector"—Porcelain enameled steel. For use where side lighting is required, with socket. 5525, 5526 tapped 1/2". 5537, 5538 tapped 3/4".

Nos.	Each	10 @	Watts
5525	\$10.60	10 @ \$ 9.18	150
5526	12.08	10 @ 10.46	200
5537	21.88	5 @ 18.96	300-500
5538	24.36	2 @ 21.10	750-1500

LIGHTING VAPOLETS

Listed as Vaportight by Underwriters' Laboratories. Cast iron alloy bodies with conduit stops, finished to resist corrosion. Clear glass globes, and guards with threaded neck. Tapped 1/2".



Pendant Body



Ceiling Body

Nos.	Each	Watts	Nos.	Each
7111A	\$15.16	75-100	7113X	\$17.62
7112A	18.72	150-200	7114X	20.20

ALIGNERS

Universal joint aligners give ample room for installation in side of the box of a standard canopy switch. Also have a 1/2" diameter knockout for mounting switch on cover, if desired. For 3/4" or 4" octagon outlet box. Tapped 1/2".



Nos.	Each	10 @	Type
N-3380	\$1.50	10 @ \$1.30	Electro-plated
8916	3.68	5 @ 3.18	Porcelain canopy

REFLECTOR SOCKETS



Medium and Mogul base sockets with lamp grip. Tapped 1/2".

Nos.	Each	Base	Type
2366	\$2.68	10 @ \$2.32	Med. Keyless
4657	3.76	5 @ 3.26	Mog. Keyless
2371	3.08	10 @ 2.66	Med. Shock absorb.
4670	4.16	5 @ 3.60	Mog. Shock absorb.
2661	4.66	10 @ 4.04	Med. Pull chain

SHALLOW DOME REFLECTORS



"Socket Reflector" One-piece porcelain enameled steel, socket, tapped 1/2".

Nos.	Each	10 @	Diam.	Watts
5421	\$ 8.32	10 @ \$ 7.20	12"	75-100
5423	9.30	10 @ 8.06	14"	150
5425	10.30	10 @ 8.92	16"	200
5509	13.38	5 @ 11.60	18"	300-500



"Turnlox Reflector"—Seamless porcelain enameled steel, with detachable hood. Pendant hoods, tapped 1/2". Ceiling hoods fit 4" outlet boxes.

Pendant Nos.	Ceiling Nos.	Each	10 @	Diam.	Watts
7421	9421	\$10.80	\$ 9.36	12"	75-100
7423	9423	11.80	10.22	14"	150
7425	9425	12.78	11.08	16"	200
7509	9509	Each 15.84	5 @ 13.72	18"	300-500

RLM DOME REFLECTORS



Shade Holder Type —Porcelain enameled steel. For general lighting with even distribution of light.

Used with 2 1/4" standard shade holders or "Snap-In" Reflector Holders.

Nos.	Each	10 @	Diam.	Watts
14075N	\$4.76	\$4.12	12"	75-100
14100N	5.54	4.80	14"	150

SHALLOW DOME REFLECTORS



Shade Holder Type

One-piece porcelain enameled steel reflector, finished green outside and white inside. Fitted with heel to fit standard shade holders. Can be used with "Snap-In" Reflector Holders.

Nos.	Each	10 @	Diam.	Watts
H-410	\$2.18	\$1.88	10"	25-60
H-412	2.48	2.16	12"	75-100
H-414	3.28	2.84	14"	150
HN-416	4.06	3.52	16"	200

RLM BOWL TYPE REFLECTORS



Shade Holder Type

Porcelain enameled steel reflectors. For individual lighting of machines. Fit 2 1/4" shade holder, or Benjamin "Snap-In" Reflector Holders.

Nos.	Each	10 @	Diam.	Watts
12060-N	\$3.76	\$3.26	7"	60
12200-N	5.54	4.80	10"	200

Graybar

Graybar

**BENJAMIN  
"MASTER" SIGN REFLECTORS**



Porcelain enameled steel reflector.

For lighting large signs, billboards and wall signs. Easy to install; no conduit bending. 1/2" tap.

Nos.	Each	9 @	Watts
5569	\$8.92	\$7.72	50-100
5570	9.10	7.90	100-150
5571	10.60	9.18	150-200

**"EMBLEM" SIGN REFLECTORS**



Porcelain enameled steel reflector, finished green outside and white inside. For small signs and localized lighting. Removable hood, tapped 1/2". Keyless socket included.

Nos.	Each	10 @	Diam.	Watts
S1821-L	\$6.54	\$5.66	8"	50-60
S1822-L	6.54	5.66	8"	75-100
S1823-L	6.94	6.00	10"	150

**WHEELER ONE-PIECE  
SIGN TYPE**



Porcelain enameled, green outside, white inside, solid neck with two-piece socket, tapped 1/2". For lighting small signs, platforms and side lighting.

Nos.	Each	Pkg. Quan.	8 @	Opening, In.	Watts
2373N	\$10.80	\$8.82	11 1/2 x 8 3/8	100	
2374N	10.48	9.18	11 1/2 x 8 3/8	150	
2375N	10.48	9.18	11 1/2 x 8 3/8	200	
2377N	21.60	18.90	13 3/4 x 11 1/8	300-500	

**"STOCK-BIN LIGHTS"**



Porcelain enameled steel, white inside and outside, for lighting stock bins and shelves, book stacks or warehouse aisles.

With pendant hood, tapped 1/2", keyless socket. Other style hoods are available.

Nos.	Each	10 @	Watts	Hood
E-1876	\$9.82	\$8.50	75-100	Pendant
E-1877	10.10	8.76	150	Pendant

**"VARIETY LITES"**



Porcelain enameled steel reflector, gray outside and white inside.

Adjustable fittings, cadmium plated. 6 feet of rubber cord and plug furnished.

(For indoor or outdoor use)

Nos.	Each	Size	Watts
1934	\$ 9.24	8"	100
1936	9.98	10"	200-300*

\*Use 300-watt medium base short neck lamp.

**"ELLIPTO-LITE"  
FLOODLIGHTS**



Inexpensive wide angle open-type porcelain enameled diffusing floodlight with Alzak aluminum inner reflector. Particularly suited for lighting outdoor sport or recreation areas, playgrounds and parking lots.

Nos.	Each	Lamp Size, Watts	Mounting Bracket
5771	\$37.76	300-500	Cross arm
5971	39.76	750-1500	Cross arm
5774	41.72	300-500	Pole cap 1 1/2"
5975	43.72	750-1500	Pole cap 1 1/2"

Deduct \$5.34 for flood without inner reflector.

**"DUO-SERVICE"  
FLOODLIGHTS**




Porcelain enameled wide diffusing floodlight with adjustable aluminum inner reflector, non-tarnishing Alzak finish. The inner reflector can be adjusted to place a beam of light on buildings or other vertical surfaces independent of ground lighting. Mountings are cast aluminum and weather-proof. Width across front 25". Depth 23 1/4". Height 19".

Nos.	Each	Lamp Size, Watts	Pole Cap., In.
5764	\$65.56	750-1500	1 1/2
5764A	65.56	750-1500	2

Deduct \$5.88 list if inner reflector is not wanted.

**"UTILITY" FLOODLIGHTS**



Weatherproof, and of high lighting efficiency. Housings are of sheet aluminum with Alzak reflecting surfaces. Wired with several feet of cord. Adjustable beam. Reflector diameters vary from

10 7/8" for the 150-200-watt, 14 1/8" for the 300-500-watt to 16 1/8" for the 750-1000-watt.


**Concentrating Type Polished Alzak**

Nos.	Each	Style Cover	Bracket
6011	\$28.76	Stippled	Base-spike
6016	28.76	Stippled	1/2" Pipe Brkt.
S6023H	63.60	Stippled	1 1/2" slip-fitter
S6023M	59.64	Stippled	Cross arm
S6033H	81.40	Stippled	1 1/2" slip-fitter
S6033M	77.44	Stippled	Cross arm

**Spread Type Etched Alzak Aluminum Reflector**

Nos.	Each	Style Cover	Bracket
6010	\$24.80	Plain	Base-spike
6015	24.80	Plain	1/2" pipe brkt.
P6022B	61.60	Plain	Stand Mtg.
P6022M	49.64	Plain	Cross arm
P6033B	79.44	Plain	Stand Mtg.
P6032M	65.56	Plain	Cross arm

**"COLUMN LITE"**



Designed for lighting pump islands, safety islands, railroad platforms, parkways and gardens. Produces wide, even distribution of light. With shock-absorbing socket. Lamp is burned in the normal base up position. Porcelain enameled steel reflector, green

outside, and white inside. Supporting bracket cast iron. Fits 2" pipe mast.

No.	Each	Diam., In.	Height, In.	Lamp Size, Watts
N5681G	\$29.76	20	21 3/8	300-500
N5631G	29.32	20	21 1/8	300-500

No. N-5631-G, less cap nut, leaves 1/2" close nipple exposed, for mounting flood.

**REVERE AREA LIGHTERS**



Porcelain reflector for 300-500 watt lamps. Slip fitter for 2" pipe. Raceway in arms for wiring cluster holders on top.

No.	Each
3018	\$27.18

**BENJAMIN FLOODLIGHTS**



Sheet aluminum housing. Dust-tight, weather-proof construction. Mounting bracket adjustable, all positions. Heat-resisting glass cover.

Glass reflectors silver plated, with shock-proof mounting.

Knob at rear of housing makes beam control easy.

**Model RD11—13" Floodlight**

Use 200-watt Type PS or 250 Type G lamp.

Nos.	Each	Style Cover
5825	\$75.48	Plain

**Model RD14—16" Floodlight**

Use 300-500-watt Type PS or 500-watt Type G lamp.

Nos.	Each	Style Cover
5850	\$119.16	Plain

**Model RD18—20" Floodlight**

Use 750-1000-watt Type PS or 1000-watt Type G lamp.

Nos.	Each	Style Cover
5875	\$168.68	Plain

**Model RD20—22" Floodlight**

Use 1500-watt Type PS or 1500-watt Type G lamp.

Nos.	Each	Style Cover
5892	\$278.00	Plain

Stippled or Ribbed Covers available at same price.

## CROUSE-HINDS MDB-8 AND MDB-10 FLOODLIGHTS

100 Watt and 200 Watt Size

Cast aluminum neck. Sheet aluminum reflector with etched interior.

Medium screw base lamp receptacle.

Clear, convex heat-resisting Pyrex glass lens, clamped to the housing by a split ring.

Mounting is adjustable vertically and horizontally.

Round flat base plate fits 4" outlet box.

Steel stake provides for temporary mounting on ground.



No.	Beam	Lamp Size Watts	Ref. Diam.	Each
42403	Wide	100	8"	\$15.36
42405	Wide	200	10"	24.00

## MDB—LIGHT DUTY, CLOSED TYPE

500 Watt and 1000 Watt



Light weight sheet aluminum floodlights. Produce the greatest amount of light for the money expended. For mounting, different types of brackets and attachments are available. Reflectors are permanent

non-tarnishing Alzak. Specify plain, spread, or diffusing lens.

With Hinged Door and Cover Glass  
Cross Arm Mounting

Nos.	Each	Lamp Watts	Beam Spread
44598	\$67.20	500	20°
44597	57.60	500	70°
44596	76.80	1000	20°
44595	65.28	1000	70°

With Clamping Ring and Cover Glass  
Cross Arm Mounting

42722A	\$57.60	500	20°
42496A	48.00	500	70°
42499A	74.88	1000	20°
42493A	63.36	1000	70°

Note: For Slip Fitter 1½" add \$3.96  
Flat Base add \$1.98

## CLOSED TYPE PROJECTOR

Heavy duty, cast aluminum, closed floodlight projector with silvered glass of Alzak reflectors, Pyrex lens, non-corrosive metals throughout.

Specify Alzak, hammered or smooth glass reflectors, also plain, spread or diffusing lens. Sizes shown are available with standard bolt base mountings. Other mountings may be secured if desired.



No.	Each	Lamp Watts	Beam
42428A	\$82.56	200-250	Wide
42429A	82.56	200-250	Narrow
42740	130.56	300-500	99°x96°
42739	130.56	300-500	42°x26°
42741	163.20	750-1000	90°x99°
42932	163.20	750-1000	37°x20°

## CROUSE-HINDS LCE-1120 FLOODLIGHT PROJECTOR

750-1500 Watt Size  
Medium and Long Range

Clear, spread, or diffusing convex heat-resisting Pyrex glass lens.

No.	Each	Lamp Watts	Beam
42745	\$268.80	750-1500	Wide
42953	268.80	750-1500	Narrow

## PIT LIGHTING UNITS

Watertight for mounting in concrete. Perfect lighting for pits, underpasses, tunnels and washracks.



For Wall Mounting

Nos.	Each	Lens	Grid
41332	\$38.40	Plain	No
41409	40.32	Plain	Yes
41334	38.40	Refracting	No
41410	40.32	Refracting	Yes

For Floor Mounting

With heavy flat glass lens  
No. 41427A Each \$40.32

## TYPE FLA SPORTSLIGHT



Developed primarily to meet the requirements of athletic field lighting, provides more light and easier maintenance. Has two-piece. Alzak reflector; hinged body with large opening permits quick and easy cleaning and relamping. Spun-in cover glass is heat and impact resisting. Degree markings and a sight for accurate aiming saves installation time and assures putting the light where needed.

Nos.	Each	Lamp Watts	Beam Spread
44429B	\$92.16	750-1500	80°
44427B	97.92	750-1500	35°
44426B	115.20	750-1500	20°

## ALUMALUX



Closed or open type Alzak finish aluminum reflector floodlight, two types, medium and narrow beam spread, to provide better light control, making it possible to confine practically all the light to a certain area.

## CLOSED TYPE

With Hinged Door and Cover Glass  
Medium Beam

Nos.	Each	Lamp Watts	Mounting
43953	\$88.32	750-1500	1½" Slip Fitter
43951	84.48	750-1500	Cross Arm

## Narrow Beam

43954	\$101.76	750-1500	1½" Slip Fitter
43952	97.92	750-1500	Cross Arm

## OPEN TYPE

Without Hinged Door and Cover Glass  
Medium Beam

Nos.	Each	Lamp Watts	Mounting
43911	\$59.52	750-1500	1½" Slip Fitter
43909	55.68	750-1500	Cross Arm

## Narrow Beam

43912	\$72.96	750-1500	1½" Slip Fitter
43910	69.12	750-1500	Cross Arm

## ELLIPTALUX



No. 42173 Flood

## OPEN FLOODLIGHT

750-1500 Watt Sizes

No. 42173 Floodlight has porcelain enameled steel reflector, White inside and Blue outside.

Equipped with cross arm mounting base that mounts on any flat surface.

No.	Each
42173	\$32.64
KL1938	1.92
HL5887	3.84

No. KL1938 is a cast metal bracket having a steel "U" bolt and can be clamped to pipe from 1" to 2" in diameter.

## SMOOT - HOLMAN SOCKET TYPE REFLECTORS



Smoot-Holman reflectors are made of special grade enameling iron, finished with three coats of the highest quality porcelain enamel. They bear the RLM label.

## SOCKET TYPE—RLM DOME PENDANT TYPE

Nos.	Each	10 @	Lamp Size, Watts	Dome Size, In.
10812	\$8.24	\$7.22	100	12
10814	9.28	8.12	150	14
10816	10.24	8.96	200	16
10818	13.28	11.62	300-500	18
10820	18.00	15.76	750-1500	20

## SOCKET TYPE—SHALLOW DOME PENDANT TYPE

101212	\$8.24	\$7.22	100	12
101214	9.28	8.12	150	14
101216	10.24	8.96	200	16
101218	13.28	11.62	300-500	18

## SOCKET TYPE—DEEP BOWL PENDANT TYPE

101608	\$7.76	\$6.80	100	8
101610-150	8.88	7.78	150-150	10
101610-200	8.88	7.78	200-200	10
101612	12.96	11.34	300-500	12
101614	14.48	12.68	300-500	14
101616	16.08	14.08	750-1500	16

## SOCKET TYPE—30° ANGLE PENDANT TYPE

10408	\$7.36	\$6.44	100	8
10410	8.64	6.56	150	10
10412	9.84	8.62	200	12
10414	12.40	10.86	300-500	14
10416	18.96	16.60	750-1500	16

## SOCKET TYPE—ELLIPTICAL ANGLE PENDANT

102120	\$8.72	\$7.62	100	9½x13½
102122	10.56	9.24	150	9½x13½
102124	12.00	10.50	200	11 x16
102126	21.76	19.04	300-500	13 x18½
102128	24.16	21.14	750-1500	15 x22

## TYPE RR—THREADED NECK REFLECTORS—DOME TYPE \*PENDANT

151250	\$9.68	\$8.48	100	12
151450	10.72	9.38	150	14
151650	11.68	10.22	200	16
151852	14.56	12.74	300-500	18
152052	19.28	16.88	750-1000	20

## DEEP BOWL—\*PENDANT

170850	\$9.20	\$8.04	100	8
170950	7.56	6.42	150	10
171050	10.32	9.04	200	10
171252	14.32	12.54	300-500	12
171652	17.28	15.12	750-1500	16

## SHALLOW BOWL—\*PENDANT

191250	\$9.68	\$8.48	100	12
191450	10.72	9.38	150	14
191650	11.68	10.22	200	16
191852	14.56	12.74	300-500	18

\*Outlet box mounting also available at no additional cost. Add one to above numbers. For example: Size 151250 plus 1 equals 151251, the outlet box type number.


STEBERLITE CAST ALUMINUM LAMP HOLDERS

For PAR-38 and R-40 Lamps

Medium and Mogul Base Lampholders in this versatile line cover all problems of general or supplementary floodlighting of Service Stations, Used Car Lots, Driveways, Loading Docks, Sports areas, signs, marquees, billboards, etc. Only five basic units provide single, twin or clusters up to five lamps. Articulated adjusting joint and Silicone rubber gaskets insure complete weatherproofing. Durably made of cast aluminum, functionally designed for compactness and efficiency. Listed by Underwriters' Laboratories, Inc.



Basic Unit  
No. S-300



Showing  
Assembly  
of  
S-300  
S-301  
S-302

FIVE BASIC UNITS GIVE HUNDREDS OF LIGHTING COMBINATIONS

Nos.	Description	Price Each Less Lamps—Std. Pkg.	
S-300	Medium Base Lamp Holder, cast aluminum, completely wired. Mounting nipple threaded 1/2" with lock nut. Special Silicone gasket gives complete weather protection with either PAR-38 or R-40 lamps.....	12	\$3.90 ea.
S-350	Mogul Base Lamp Holder, cast aluminum, completely wired. Mounting nipple threaded 1/2" with lock nut. Special Silicone rubber gasket gives complete weather protection for R-40 Mogul Base Lamps.....	6	8.84 ea.
S-301	Adapter Box with cover, cast aluminum, tapped 1/2" to mount up to five Lamp Holder units. Furnished with three threaded plug closures. Adapter Box tapped 1/2" female to mount on 1/2" conduit or Pole Slip Fitter No. S-302.....	6	3.90 ea.
S-302	Pole Slip Fitter, cast, fits either 1 1/2" or 2" pipe. Tapped 1/2". All Pole Slip Fitters furnished with 1/2" running thread to take S-301 and S-311.....	6	2.48 ea.

See Page 90 For Island Lights

REVERE FLOODLIGHTS



Open type, easily adjusted, conveniently wired, high lighting efficiency. Porcelain enameled steel reflectors, white inside and red, green or blue outside.

Nos.	Each	Lamp Watts	Mounting
3800	\$32.62	300- 500	1 1/2" Slip Fitter
3806	29.02	300- 500	Cross Arm
3801	34.42	750-1500	1 1/2" Slip Fitter
3807	30.82	750-1500	Cross Arm



Enclosed type. Alzak aluminum reflector. Cast hood with various mountings. Heat resisting lens, narrow or wide beam, plain, stippled or ribbed. For 750-1000-1500 watt lamps.

Nos.	Each	Mounting
4200	\$78.26	Yoke
4201	80.06	X-arm
4202	83.62	1 1/2" slip fitter
4203	83.62	2" slip fitter
4204	81.88	1"2" clamp fitter

St L 94

All Items on This Page—Cash Discount 2%.

STEBER FLUORESCENT COLUMN LIGHT



A new high intensity, no glare, source of lights for decorative and utility illumination of Service Stations, used car lots, etc. Sturdily constructed of heavy gauge sheet steel on a superstructure of angle iron, welded into a rigid unit for lifetime service. Upper half enclosed in etched glass containing four 40-watt high humidity, instant start fluorescent lamps. Lamps quickly accessible for replacing or cleaning, and operated by two 40-watt E.T.L. approved, low temperature, instant start, power factor corrected ballasts.

Entire unit thoroughly gasketed and weatherproofed—trimmed top to bottom with stainless steel—base and crown of cast aluminum. Provisions for air or water line and equipped with hose rack. Lower storage section has hinged door with handle and lock. Listed by Underwriters' Laboratories, Inc., and designed for 110-120 volt, 60 cycle service. Shipping weight, 250 pounds.

No.	Each
CL-440	Column Light \$272.80

BENJAMIN YARDLIGHTS



Porcelain enamel reflector, cast hood, 16" length pipe and wall fitting.

Nos.	Each	5 @	Ref. Size
1912	\$9.10	\$7.90	12"
1914	9.90	8.58	14"

STEBER UTILITY REFLECTORS

Exterior finished in gray tone ultranamel—a baked-on synthetic enamel, tough, durable, weatherproof.

Interior finished in white ultranamel.

OUTLET BOX MOUNTING TYPE



Mounting holes fit 3 1/4" or 4" outlet boxes.

With keyless sign receptacle.

Nos.	Each	Diam., In.	Lamp Size, Watts
C112K	\$2.22	12	100
C114K	2.60	14	150

Mounting holes fit 3 1/4" or 4" outlet boxes.



Pull receptacle with 6" leads, chain and cord.

Nos.	Each	Diam., In.	Lamp Size, Watts
C-112PC	\$2.86	12	100
C-114PC	3.26	14	150



SHALLOW DOME—SHADE HOLDER TYPE

Fit any standard 2 1/4" shade holder or snap-in holder.

Nos.	Each	Diam., In.	Watts
610	\$1.04	10	25- 60
612	1.24	12	75-100
614	1.62	14	150
616	2.14	16	200

YARD LIGHTS



Shallow dome detachable steel reflector with reflecting surface finished in Graytone ultranamel. Cast aluminum 4-point wall bracket, 15" support arm.

Nos.	Each	Reflector Diam., In.
RSU-12	\$5.52	12
RSU-14	5.86	14

With Porcelain Enamel Reflector

Nos.	Each	Reflector Diam., In.
VP-12	\$6.44	12
VP-14	6.90	14

STURDILITE YARD LIGHT




Cast 14" aluminum reflector and neck in one piece. Cast aluminum wall flange. Arm is 1/2" pipe, 15 inches long, wired with porcelain socket.

No.	Each
HA15	\$7.80



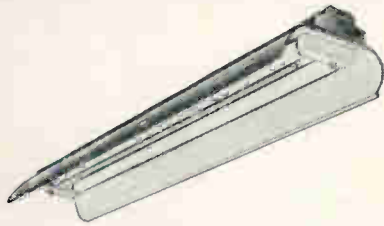
**DAY-BRITE  
ECONOMY FIXTURE**



Baked enamel, 20 ga. Steel, Certified Ballasts, Turret sockets, stem, chain or box mounting.

Cat. No.	Price	Width	Lamps
240TT	\$28.92	11½"	2-40W

**DAY-BRITE  
FLUORESCENT RLM UNITS**



**DAY-LINE**

Single complete units for individual or continuous row mounting. This series of units available in lamp combinations as shown below.

Reflectors are one-piece vitreous porcelain. Channel is finished in Hot-Bonded aluminum gray. Reflectors are held on with large captive wing nuts. Units can be supported by pipe, rods, chains or direct ceiling mounting.

Fixtures completely wired. 118 Volt, 60 Cycle. Ballasts are H.P.F.—E.T.L. Starters are No Blink.

40 watt units are 52¾" in length.

85 watt units are 65¼" in length.

Nos.	Each	Reflector End	Lamps
40281-W	\$41.72	Open	2-40W
40381-W	56.72	Closed	2-40W
40291-W	45.92	Open	3-40W
40391-W	60.92	Closed	3-40W
50231-NBW	69.32	Open	2-85W
50221-NBW	78.00	Closed	2-85W

**DAY-BRITE HYDEE HANGERS**



Hydee hanger fastens to ears of 4" or ¾" outlet box or open type plaster ring. Includes receptacle for two-prong plug, two 5" chains with "S" hooks, and cord clips.

No.	Each	Width	Length
9988	\$2.00	4½"	10½"

All Items on This Page—Cash Discount 2%.

**BENJAMIN FLUORESCENT UNITS**

**RLM "TWIN-FLO 40" AND "TRIPLE-FLO 40"**

Open-end porcelain enameled units for general and local lighting. Similar in construction to the "Stream-Flo 40" fluorescent units. Reflectors are porcelain enameled steel finished, white inside, gray outside. Steel housing finished in gray enamel. Standard Ballasts and FS-4 Starters. Wired with 6" leads.




No. 40162

Cat. No.	Each	Description	Watts	Width	Voltage
40162	\$38.08	RLM Twin-Flo	2-40	11½"	110-125
40163	53.64	RLM Triple-Flo	3-40	13⅜"	110-125

Two-Lamp Units with instant-starting ballasts available; write for prices. \*Can be supplied with 199-216-volt ballasts at slightly higher prices.

**RLM "STREAM-FLO 40" FLUORESCENT UNITS**



No. 40662

Closed end reflector units for general and local illumination. Easy to install; reflector is attached by turning two hand-operated "Lok-Latch" fasteners. New Benjamin design, safety type, metal clad lamp-holders. Streamlined housings are steel, finish in gray synthetic enamel; reflectors are porcelain enamel steel; gray outside, white inside. Standard ballasts and FS-4 starters. Wired with 6" leads.

Cat. No.	Each	Description	Watts	Width	Voltage
40662	\$44.28	RLM Stream-Flo	2-40	13⅜"	110-125
40663	58.04	RLM Stream-Flo	3-40	13⅜"	110-125

Two-Lamp Units with instant-starting ballasts available; write for prices. \*Can be supplied with 199-216-volt ballasts at slightly higher prices.

**MAGNA-FLO SLIMLINE UNITS**

New Benjamin Magna-Flo Units for use with 96" 72" and 48" Slimline Lamps.

Reflectors of porcelain enamel, white inside and gray outside. Reflectors of 72" and 96" units made up of two sections for ease of maintenance.


Channel of 20 gauge steel finished inside and outside of gray baked enamel over phosphorized treatment. All control equipment mounted in channel.

Lampholders New Type Benjamin steel clad. Underwriters approved.



Open End Cat. No.	Closed End Cat. No.	Each	Length	Volts	Mil. Amp.
96102	96202	\$88.00	96"	110-125	430
72102	72202	77.02	72"	110-125	430
48102	48202	49.50	48"	110-125	430

**"VAPOR-TITE 40" FLUORESCENT UNITS**



No. 49362-CL

Durable, one-piece Vapor-light unit listed by Underwriters' Laboratories for locations where noncombustible vapors or dust is present in the atmosphere; parallel the "Stream-Flo" in lighting characteristics. With double strength grade "A" clear glass. Porcelain enamel housing; gray outside, white inside. Standard ballasts and FS-4 starters.

**Wired (40-Watt) Two-Lamp Unit—Clear Cover**

No.	Each	Ballast—95% Power Factor	Line Voltage* 60-Cycle
49562-CL	\$90.76	Conventional 2-Lamp—FS-4 Starters	110-125V.

**Wired (40-Watt) Three-Lamp Unit—Clear Cover**

49563-CL	104.50	Conventional 3-Lamp—FS-4 Starters	110-125V.
----------	--------	-----------------------------------	-----------

\*Can be supplied with 199-216-volt ballasts at slightly higher prices. Units for Class II Group G hazardous locations, also supplied. Prices on request.

**SMITHCRAFT  
FLUORESCENT UNITS**



**LOW COST INDUSTRIAL**

All-purpose fully-guaranteed industrial. ETL-certified components, extremely low in cost. Knockouts for all types of mounting. Reflectors finished in white Supercoat Baked Enamel. 13½° shielding. Also available with porcelain enamel reflectors.

No.	Each	Lamps
E2-40	\$26.10	2-40 Watt



**TURRETER "SERIES 5"**

RLM-certified heavy-duty industrial with closed-end reflectors. Turret socket lamp-holders. Porcelain enamel reflectors easily released by half-turn of captive Fas-Loc fasteners. Eight-foot housings for four or six 40-watt lamps or two 96" Slimline lamps available. Open-end reflectors in baked or porcelain enamel also available.

No.	Each	Lamps
HPTC2-40	\$43.04	2-40W
HPTC3-40	54.98	3-40W

**LEADER  
FLUORESCENT UNITS  
ZEPHYRLITE**



Industrial, open end, channel corrugated for extra strength and wide variety hanging arrangements. Grey finish, white baked enamel or porcelain reflector. Wired, turret sockets, standard ballast and starter. 115 volts A.C.

No.	Each	Type	Reflector	Lamp
ZUOL-240	\$33.28	Ceiling	Baked enamel	2-40W
ZUOP-240	35.32	Ceiling	Porc. enamel	2-40W
ZUOL-340	46.04	Ceiling	Baked enamel	3-40W
ZUOP-340	47.78	Ceiling	Porc. enamel	3-40W

**FOR ADDITIONAL  
FLUORESCENT AND  
SLIMLINE HANGERS  
REFER TO PAGE 8**

**WHEELER  
FLUORESCENT UNITS**

**8000 TURRETT LINE  
INDUSTRIAL TYPE**



Incorporate all of the features essential to efficient performance. quick mounting and easy maintenance.

**REFLECTORS:** Heavy gauge, porcelain enameled in open end or closed end style. Reflecting surfaces white, and outside finish grey.

**WIRING CHANNEL:** Steel wiring channel rigidly constructed to enclose all operating equipment. Specially grooved channel permits the use of fully adjustable hanger suspension fittings which can be clamped in position at any point desired.

**SUSPENSION:** Provisions are made in the channel for chain suspension and the top is provided with ½" knockouts for conduit suspensions.

**BALLAST EQUIPMENT:** Supplied with high power factor ballasts, starter switches, and wired 115 volts, 60 cycle A.C.

**Single Length Fixtures**

Nos.	Each	Type	Lamp
8021	\$40.00	Open End	2-40
8031	55.00	Open End	3-40
8221	45.00	Closed End	2-40
8231	60.00	Closed End	3-40
8121	80.00	Open End	2-100
8123	77.80	Closed End	2-100

**"SERIES II" DUST-TIGHT UNITS**



"Series II" Units meet Underwriters' requirements for use in Class II, Group G. hazardous locations.

**Glass:** Units supplied with ⅜" Double Thick Plain Clear Glass, ¼" Water White Plate Glass, or ¼" Tempered, Clear Safety Plate Glass, as specified.

**Ballast Equipment:** Units are supplied with the latest type of ballast equipment employing separate and renewable starter switches. Wired with leads for connecting to branch circuit.

**Suspension Fittings:** Furnished with two flat flanges, spaced on 36" centers, tapped ½" standard, ¾" if specified.

**Finish:** Reflectors are porcelain enameled, grey outside, white inside.

**For Two 40-Watt Fluorescent Lamps**


UNIT WITH ⅜" Double Thick Plain Clear Glass		UNIT WITH ¼" Tempered, Clear Safety Plate Glass	
Nos.	Each	Nos.	Each
*4489	\$95.80	*H-4490	\$120.80
†4491	On Appl.	†H-4492	On Appl.

**For Three 40-Watt Fluorescent Lamps**

*4493	\$10.80	*H-4494	\$135.80
†4495	On Appl.	†H-4496	On Appl.

\* 110-125 volt. † 220-250 volt.

**SMOOT - HOLMAN  
FLUORESCENT AND SLIMLINE  
LUMINAIRES**



**INDUSTRIAL TYPES**

Nos.	Lamps	Description	Each
NE2461NB	2-F40T12	Open end.....	\$38.74
NT2461WS	2-F40T12	Open end turret sockets....	39.84
F2461NB	2-F40T12	Closed end.....	43.16
FT2461WS	2-F40T12	Closed end turret sockets....	44.26
NE3461NB	3-F40T12	Open end.....	52.46
NT3461WS	3-F40T12	Open end turret sockets....	53.62
F3461NB	3-F40T12	Closed end.....	56.94
FT3461WS	3-F40T12	Closed end turret sockets....	57.98
NE2661NB	2-F85T17	Open end.....	70.08

**COMMERCIAL TYPES**

EF246	2-F40T12	Bare type, ceiling	33.12
EF446	4-F40T12	Bare type, ceiling	51.00
F-1000	Twin stem and canopy.....		6.06
TP-400	Plastic shield only.....		27.78
LP246	2-F40T12	Shielded type, ceiling .....	60.90
LP446	4-F40T12	Shielded type, ceiling .....	77.88
FS-118LP	15 watt, white enamel.....		\$ 5.82
FS-118HP	15 watt, white enamel.....		9.24
FS-124LP	20 watt, white enamel.....		5.82
FS-124HP	20 watt, white enamel.....		9.24
FS-136LP	30 watt, white enamel.....		11.58
FS-136HP	30 watt, white enamel.....		15.72
FS-148LP	40 watt, white enamel.....		11.58
FS-148HP	40 watt, white enamel.....		15.72

**CAMFIELD FLUOR-O-SHIELDS**



Light weight one-piece louver. Snaps directly on lamp. Eliminates glare; white enamel on aluminum.

Nos.	Each	12 @	Fits Lamps
27-5-40	\$1.78	\$1.65 ea.	F20-T12
27-1-40	2.78	2.56 ea.	F40-T12

**SILVRAY INDIRECT LUMINAIRES**



Using Silver Bowl Lamps

For totally indirect light—Opaque metal bowl finished in French Grey. Use Silver Bowl lamp.

Nos.	Each	Diam.	Length	Watts
207C-5	\$25.80	20"	14"	300-500
207-5	27.10	20"	31"	300-500
207-10	42.50	25"	42"	750-1000

**Plastic Bowl Fixture**

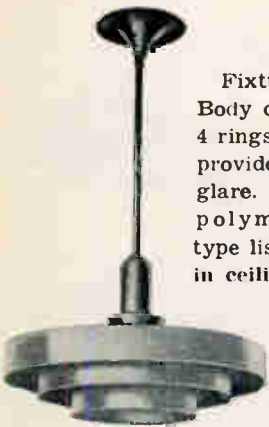
No.	Each	Diam.	Length	Watts
207-PL-5	\$24.90	18"	31"	300-500



For both indirect and direct lighting. Use of a semi-silver bowl lamp provides direct light on merchandise and displays. Removable shield and louver eliminates glare.

**With Opaque Metal Bowl**

704	\$30.70	20"	32"	300-500
704-C	29.40	20"	16"	300-500
707	30.70	18"	32"	300-500
707-C	29.40	18"	16"	300-500



Fixture is all metal. Body composed of 2, 3 or 4 rings which encircle and provide shielding from glare. Finished in white polymerin. Suspension type listed. Also available in ceiling type.

Nos.	Each	Length	Diam.	Silver Bowl Watts
1500S/2R/2	\$20.70	27"	12"	150-200
1500S/2R/5	23.00	32"	14"	300-500
1500S/3R/2	22.40	27"	14"	150-200
1500S/3R/5	25.90	32"	19"	300-500
1500S/4R/10	38.40	43"	24"	750-1000

**Economy Series**

Nos.	Each	Diam.	Length	Watts
525-C	\$14.80	17 7/8"	10 7/8"	300-500
550-S	15.50	17 7/8"	29 3/8"	300-500

**GRAYBAR STEM HANGERS**



Screwless safety hangers of heavy gauge steel, copper plated and permanently finished in satin zinc. Canopies 5" in diameter. Furnished wired complete.

**STEM HANGER—Length 24"**


Nos.	Each	Fitter, In.	Socket
1044AT	\$4.38	4	Med.
1064AT	4.60	6	Med.
1064BT	5.18	6	Mog.

**CEILING HANGERS—Length 4 3/4"**

Nos.	Each	Fitter, In.	Socket
1041AT	\$2.90	4	Med.
1061AT	3.10	6	Med.
1061BT	3.66	6	Mog.

Statuary bronze finish add 5%.

**WAKEFIELD COMMODORE UNITS**



White plastic reflectors molded from the same material. An installation requiring different size units can be made with the assurance of uniformity of color and design throughout. Hangers are heavy gauge aluminum and given a satin finish. Semi-rigid suspension.

Nos.	Each	Watts	Socket	Dia., In.	Lgth., In.
2653	\$ 9.88	200-300	Med.	15	14
265	10.90	200-300	Meg.	15	28
3693	13.98	300-500	Mog.	19	18
369	15.10	300-500	Mog.	19	34
763	29.28	500-750	Mog.	23	44

**TRY THE GRAYBAR HABIT**

**GRAYBAR GLASS GLOBES**



Direct light globes. Opal glass, shaped to give maximum results. High efficiency, low brightness, without shadows or bright spots.

**Series "99"**

Nos.	Each	Pkg. Quan.	Diam.	Fitter	Watts
9975	\$3.14	8@	9"	4"	40-75
9980	4.58	8@	10"	4"	75-100
9910	7.18	4@	12"	4"&6"	100-150
9920	8.66	2@	14"	6"	200
9930	10.44	2@	16"	6"	200-300
9950	.....	1@	18"	6"	300-500



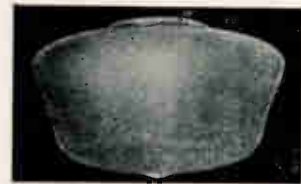
Attractively shaped, opal glass, of efficient design, for general distribution of light. High efficiency, low brightness. Without shadows or bright spots.

**Series "88"**

Nos.	Each	Pkg. Quan.	Diam.	Fitter	Watts
8875	\$3.14	8@	9"	4"	40-75
8880	4.52	8@	10"	4"	75-100
8810	7.18	4@	12"	4"&6"	100-150
8820	8.66	2@	14"	6"	200
8830	10.44	2@	16"	6"	200-300
8850	.....	1@	18"	6"	300-500

For globes with half neck, add 1/2 to catalog No. (8875 1/2).

**INLAND GRAYBAR GLASS GLOBES**



Made of Selenite glass—a soft white diffusing glass with low surface brightness.

Nos.	Each	Pkg. Quan.	Size	Holder	Watts
708	\$1.92	12@	8"	4"	40-75
710	2.48	12@	10"	4"	75-100
712	3.16	6@	12"	4"&6"	100-150
714	4.30	2@	14"	6"	200
716	.....	1@	16"	6"	300

**SEMI-INDIRECT GLOBES**



Made of clear crystal glass with lower half treated with silicate enamel and upper half slightly etched on inside for better diffusion.

**Series "33"**

Nos.	Each	Pkg. Quan.	Diam.	Fitter	Watts
3375	\$5.76	8@	9"	4"	40.75
3380	6.50	8@	10"	4"	75-100
3310	8.56	4@	12"	4"&6"	100-150
3320	13.02	2@	14"	6"	200
3330	14.70	2@	16"	6"	200-300
3350	.....	1@	18"	6"	300-500




Reflex glass having highly reflecting opal bottom and clear top. Approximately two-thirds of the light is directed upward.

**Series "77"**

Nos.	Each	Pkg. Quan.	Diam.	Fitter	Watts	
9345-14	\$11.16	2@	\$10.04	14"	6"	200
9345-16	14.00	2@	12.60	16"	6"	200-300
9345-18	.....	1@	17.90	18"	6"	300-500

# SILVRAY SKYLIKE — CURTIS FLUORESCENT LUMINAIRES



Skylike is a modern louvered lighting system designed for use with silvered bowl incandescent lamps. The basic unit is designed for recessing in any type of ceiling. However, it is equally effective when semi-recessed or surface mounted. Units are highly efficient and provide soft, well diffused illumination of pleasing color quality. Basic unit consists of reflector and louver to which is added interchangeable group of accessories to provide for lamps from 150 to 500 watts. Plaster, semi-recessed and surface mounting frames are also available.


### SILVERED BOWL OR SEMI-SILVERED BOWL LAMPS:

Skylike units with silvered bowl lamps provide softly diffused light with low brightness from all normal viewing angles. Recommended for offices, classrooms, libraries, etc. When used with semi-silvered bowl lamps a concentrating distribution is obtained, suitable for sales areas and high ceiling rooms. An inexpensive accessory shields downward light.

**CONSTRUCTION:** Reflectors are of steel die formed in one piece. Steel projection welded eggcrate louver is hinged and removable. Reflector and louver finished two coats baked white enamel. Lamps extends thru louver and may be removed and replaced with pole type lamp changer.

### FEATURES . . .

- Warm color—most desired by merchandising experts.
- Low Cost— $\frac{1}{2}$  to  $\frac{1}{3}$  that of equipment giving comparable results.
- Floor service relamping.
- Variable lamp size—150 to 500 watts.
- Low brightness— $90^\circ$  shielding.
- No flickering, blinking or hum.
- Instant starting.
- No light loss from darkened ceiling or walls.
- Units fit 24"x24" ceiling tiles, recessed, semi-recessed or surface mounted in rows or patterns.




A few of the many patterns in which Skylike units may be installed. 24" modular design allows complete flexibility in acoustical or plaster ceilings.

Code No.	Silvered Bowl Lamp Size	Type Installation	Size of Ceiling Opening	Depth	Price
R50F/150	150W	Recessed	24"x24"	7 $\frac{3}{8}$ "	\$40.00
R50F/200	200W	Recessed	24"x24"	7 $\frac{3}{8}$ "	40.00
R50F/300	300W	Recessed	24"x24"	8 $\frac{3}{8}$ "	41.40
SR50F/150	150W	Semi-Recessed	24"x24"	5 $\frac{3}{8}$ "	50.00
SR50F/200	200W	Semi-Recessed	24"x24"	5 $\frac{3}{8}$ "	50.00
SR50F/300	300W	Semi-Recessed	24"x24"	6 $\frac{3}{8}$ "	51.40
SM50F/150	150W	Surface Mounted	*25 $\frac{3}{8}$ "x 25 $\frac{3}{8}$ "	**7 $\frac{3}{8}$ "	45.00
SM50F/200	200W	Surface Mounted	*25 $\frac{3}{8}$ "x 25 $\frac{3}{8}$ "	**7 $\frac{3}{8}$ "	45.00
SM50F/300	300W	Surface Mounted	*25 $\frac{3}{8}$ "x 25 $\frac{3}{8}$ "	**8 $\frac{3}{8}$ "	47.40

\*Overall dimensions of surface mounted unit.  
\*\*Overall depth of unit and frame.

## CURTIS FLUORESCENT LUMINAIRES



"Forty-Sixty"


Semi-direct unit using two 40-watt lamps; 40% of the light is directed upward and 60% downward. For single installation or continuous runs. Overall length 48  $\frac{1}{2}$ ", width 12  $\frac{1}{2}$ ", depth of body 5  $\frac{1}{2}$ ", extension adds 48  $\frac{3}{8}$ ". Wired with H.P.F. ballasts. Reflectors, Satin Aluminum with Alzak finish. No starters included.

No.	Each	Body Only
4060-CLH	\$49.50	

### CHALLENGER

Similar in design and appearance to the "Forty-Six" except all white baked enamel finish.


No.	Each	Body Only
3525-CLH	\$37.80	



"Store-Liter"

Semi-direct unit using two 75-watt, T-12, 96" slimline lamps. High illumination on vertical surfaces provided by high transmission plastic side panels. Can be used with standard Curtis hangers for pendant mounting or mounted directly to ceiling. Wired with H.P.F. two-lamp ballast. Steel wire channel finished light gray; longitudinal V-bar finished white "Fluracite". End plates and mid point rib are castings finished light gray. Side panels fine ribbed plastic. No starters required.

No.	Each	Body Only
7502-CLH	\$104.60	



"Anniversary"

General diffusing type unit using four 40-watt, T-12, 48" lamps. An indirect component of approximately 60% insures wide distribution. Overall lengths 51  $\frac{3}{8}$ ", width 18", depth of body 3", extension adds 50  $\frac{3}{8}$ ". Wired with two 2-lamp H.P.F. ballasts. Finish: reflecting surfaces and louver, Fluracite; end plates and hanger, Light Gray. No starters included.

No.	Each	Body Only
51-CLH	\$94.90	

### PENDANT HANGERS

No.	Each	12" Stem
639	\$4.80	Single
640	3.60	Single with Connector Strap
631	5.80	Double

PITTSBURGH FLUORESCENT UNITS



"The Monroe A5200"

For schools, offices, libraries and show-rooms. With Alzak (AL), Plastic (PL), Steel (ST) sides, hinged louver bottom 2-lamp units in 4 or 8 foot lengths for individual or continuous mounting. U/L Approved. Has HPF ballasts, standard starters.

Nos.	Each	Lamps	Dimensions
A-5240-ST	\$39.34	2-40w	48-1/8" x 12 1/2" x 5"
A-5280-ST	76.13	4-40w	96-1/8" x 12 1/2" x 5"
A-5240-PL	43.46	2-40w	48-1/8" x 12 1/2" x 5"
A-5280-PL	84.44	4-40w	96-1/8" x 12 1/2" x 5"
A-5240-AL	47.98	2-40w	48-1/8" x 12 1/2" x 5"
A-5280-AL	93.50	4-40w	96-1/8" x 12 1/2" x 5"

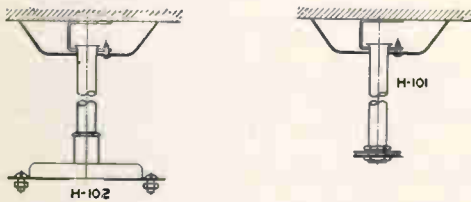


"The Monroe A-5400"

Matches A-5200 above, but is 4-lamps wide, in 4 or 8 foot lengths. Baked silver enamel outside, white inside. U/L Approved. Has HPF ballasts, standard starters.

Nos.	Each	Lamps	Dimensions
A-5440-ST	\$70.14	4-40w	48-1/8" x 18 3/8" x 5"
A-5480-ST	136.14	8-40w	96-1/8" x 18 3/8" x 5"
A-5440-PL	74.25	4-40w	48-1/8" x 18 3/8" x 5"
A-5480-PL	144.38	8-40w	96-1/8" x 18 3/8" x 5"
A-5440-AL	83.88	4-40w	48-1/8" x 18 3/8" x 5"
A-5480-AL	163.64	8-40w	96-1/8" x 18 3/8" x 5"

Hangers For Above Units



Cat. No.	Length	Each	Type	For
H-101-6"		\$2.06	Single	All Units
H-101-12"		2.20	Single	All Units
H-101-24"		2.43	Single	All Units
H-102-6"		2.83	Joining	Monroe Only
H-102-12"		3.04	Joining	Monroe Only
H-102-24"		3.30	Joining	Monroe Only
H-202-12"		5.24	Twin	Tyler, 4' Monroe
H-202-24"		5.78	Twin	Tyler, 4' Monroe


All Items on This Page—Cash Discount 1%.



"The Tyler"

Ideal for stores. Especially suited for ceiling mounting, individual or continuous, but can be suspended. Hinged egg-crate louver bottom. Finish baked silver enamel outside, white inside. U/L approved. Has HPF ballasts, standard starters.

Nos.	Each	Lamps	Dimensions
A-7240	\$60.50	2-40w	48 1/8" x 10 7/16" x 5 1/16"
A-7340	78.38	3-40w	48 1/8" x 10 7/16" x 5 1/16"
A-7440	90.75	4-40w	48 1/8" x 14" x 5 7/16"



"The Dramatizer"

Adjustable downlight for Tyler units. Also can be used individual. Uses 150w PAR-38 Side-Prong bulb.

Nos.	Each	Use With
A-178-10	\$28.89	A-5240, A-5340
A-178-14	29.57	A-5440

SMITHCRAFT SLIMLINE

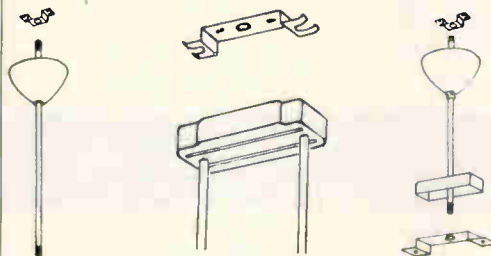


DIRECTOR

Louvered unit for 96" T-12 and T-8 Slimline lamps. Side panels self-illuminated. Louver suspended on lever-hangers for easy maintenance. Finished in white supercoat baked enamel.


Nos.	Each	Lamps
DIR2-96	\$102.22	2-75" 430MA
DIR3-96	155.74	3-75" 430MA
DIR4-96	158.06	4-75" 430MA
DIR6-96	255.34	6-75" 430MA

GARCY HANGERS



Nos.	Each	Description	Length
A12802	\$2.90	Single Stem, for end of "Runs"	24"
B12802	4.34	Single Stem, for use at junction of units in continuous rows, 2" adjustment	24"
C12805	6.08	Two Stem Hanger, for individual Mtg. of 4' units	24"

GARCY FLUORESCENT AND SLIMLINE UNITS



GARCY "VISUALIERS"

An efficient series of school and office luminaires for two 4-ft. or 8-ft. fluorescent or slimline lamps. Individual units or continuous runs. Use Garcy Hangers shown at bottom of page.

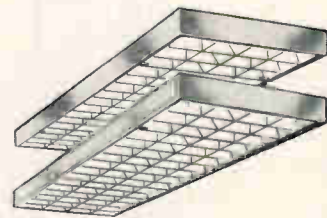
Lengthwise and crosswise shielding of 45° assures ideal seeing conditions. An indirect component of approximately 50% illuminates the ceiling, reducing brightness contrasts.

Part of the indirect component is redirected to illuminate the exterior of the side panels, further reducing contrasts. Standard finish is baked white Garlite, a durable chip-proof enamel which tests over 88% reflectivity.

Also available in four-lamp units; specify No. 5054. For completely direct, closed top units, specify No. 5052.

Nos.	Lamps	Each
5050	2-40w Fluorescent	\$39.86
SL5050-4	2-48w 430 ma. Slimline	47.82
SL5050-8	2-96w 430 ma. Slimline	81.10

THIN-PANEL SERIES



The attractive appearance of this series results from the wafer-thin design and graceful louvering. Available with either metal or diffusing-glass side panels, they are made with open top for pendant mounting and with closed top for surface or pendant mounting.

Two-lamp units are 12" wide; four-lamp units are 16" wide. Fixtures can be coupled end-to-end, side-to-side, or end-to-side. Square units for Circline or reflection-type incandescent lamps make possible module type groupings based on 12" or 16" grid. Standard finish is baked white Garlite enamel. Units listed are with open top. Write for information on closed top and slimline units.

Metal Sides		
Nos.	Lamps	Each
9751-2	2-40w Fluorescent	48.74
9751-4	4-40w Fluorescent	67.24
Glass Sides		
9751-2G	2-40w Fluorescent	48.74
9751-4G	4-40w Fluorescent	72.24

WAKEFIELD FLUORESCENT AND SLIMLINE UNITS



"Grenadiers" are louvered units, with metal framed translucent white plastic side panels. May be joined for continuous-row installation.

Fluorescent Types

Available in four foot sections for either two or four-40 watt fluorescent lamps.

Slimline Types

Available in four foot lengths connecting in eight foot sections for either two or four T-12 slimline lamps.

Mountings

"On-Ceiling" type for mounting directly against ceiling.  
 "Canopy" type has square canopy that drops top of fixture 4" below ceiling.  
 "Stem-Suspension" type drops top of fixture 20" below ceiling.

Body Dimensions

Two lamp—10 3/8" wide, 4 1/2" high; Four lamp—15 3/4" wide, 5 7/8" high.

Finish

Metal parts are rustproofed and finished in soft metallic satin.

SINGLE FLUORESCENT UNITS (4') FOR TWO 40 WATT LAMPS

No.	Each	Type Mounting
GRN-24840	\$42.80	"On-Ceiling"
GRN-24843	48.12	Canopy-Suspension
GRN-24812	47.34	Stem-Suspension

For four lamp single units see SENTINEL units below.

CONTINUOUS ROW UNITS  
For Two-40 Watt Fluorescent Lamps

No.	Each	Description	Mounting
2-GRN-24840	\$81.48	Two-Units 8'	"On-Ceiling"
	38.68	Each Additional 4' Unit	
2-GRN-24843	89.46	Two-Units 8'	"Canopy-Suspension"
	41.34	Each Additional 4' Unit	
2-GRN-24844	87.42	Two-Units 8'	"Stem-Suspension"
	41.66	Each Additional 4' Unit	

For Four 40-Watt Fluorescent Lamps

No.	Each	Description	Mounting
2-GRL-44840	\$140.62	Two-Units 8'	"On-Ceiling"
	67.92	Each Additional 4' Unit	
2-GRL-44834	145.00	Two-Units 8'	"Canopy-Suspension"
	69.38	Each Additional 4' Unit	
2-GRL-44844	146.56	Two-Units 8'	"Stem-Suspension"
	69.90	Each Additional 4' Unit	

SLIMLINE UNITS FOR TWO 75-WATT (430 MIL AMPERE) LAMPS

No.	Each	Description	Mounting
GRS-29640	\$88.46	Individually Unit 8'	"On-Ceiling"
	84.34	Each Additional Unit 8'	
GRS-29643	96.44	Individual Unit 8'	"Canopy-Suspension"
	89.66	Each Additional Unit 8'	
GRS-29644	94.40	Individual Unit 8'	"Stem-Suspension"
	88.30	Each Additional Unit 8'	

SLIMLINE UNITS FOR FOUR 75-WATT (430 MIL AMPERE) LAMPS

No.	Each	Description	Mounting
GRS-49640	\$156.68	Individual Unit 8'	"On-Ceiling"
	151.90	Each Additional Unit 8'	
GRS-49634	161.06	Individual Unit 8'	"Canopy-Suspension"
	154.82	Each Additional Unit 8'	
GRS-49644	162.62	Individual Unit 8'	"Stem-Suspension"
	155.86	Each Additional Unit 8'	

Fluorescent tubes and starters are not included.



Grenadier "Spots" for use with either Type II or IV units provide "PLUS" lighting on displays. "Spot" is inserted in gimbals permitting a 35° shielding. Louvers finished in jet black to eliminate bright spots. Use PAR 150 watt side prong reflector lamps.

Nos.	Each	Lamps
1150B	\$17.02	1
2150B	26.50	2

Lamps not included.

St L 100

All Items on This Page—Cash Discount 1%.

SENTINEL

Single 4 foot unit using four 40 watt fluorescent lamps. Designed and finished to match Grenadiers.

No.	Each	Type Mounting
SEN-44840	\$70.82	On-Ceiling
SEN-44843	73.76	Canopy-Suspension
SEN-44812	75.38	Stem-Suspension

SILVRAY FLUORESCENT UNITS



For fluorescent or slimline lamps. Semi-direct light distribution. Louver hinged and removable. Finished 85% R.F. baked white enamel.

For suspension mounting use hangers listed below.

Nos.	Each	Length	Lamps
333	\$41.90	48 1/2"	2-F40T12
334	59.20	49"	4-F40T12
338	95.30	96 5/8"	2-F96T12
339	131.60	96 5/8"	4-F96T12

160 LINE



All metal units with egg crate louvers and slot, louvered side panels, hinged and latched for easy accessibility. For individual or continuous rows. Suspension units complete with twin stem hanger. Dimensions: Ceiling units—Length 49 1/2", width 11 1/8", height 5 3/4". Suspension units—Length 49 1/2", width 11 1/8", height 26".

Nos.	Each	Mounting	Lamps
80	\$75.60	Ceiling	2-40W
80S	81.30	Suspension	2-40W
120	83.40	Ceiling	3-40W
120S	90.70	Suspension	3-40W
160	89.00	Ceiling	4-40W
160S	94.10	Suspension	4-40W



711 LINE

Provide soft diffused semi-indirect light. Choice of panel arrangement, louvered metal, louvered metal with plastic insert, or opaque metal. Panels are hinged. Louvered bottom opening. Dimensions: Length 48 3/8", Width 10 1/8", Height 3 3/8".

For suspension mounting use hangers listed below:


Nos.	Each	Side Panels	Lamps
711	\$53.50	Open slots, Plastic insert	2-40W
711-L	50.50	Open slots, less insert	2-40W
711-O	48.80	Opaque metal	2-40W

HANGERS

AR	\$2.90	Single stem	18"
D10	5.10	Twin stem	18"

Graybar


DAYBRITE FLUORESCENT FIXTURES



"TOPNOTCH"

Open type unit for two 40 watt lamps. Steel chassis finished in hot-bonded super-white enamel. Ends and hangers in lustre aluminum enamel. Furnished wired with no-blink starters, and HPF ballasts. For 118 volts, 60 cycle. Length, 48½"; width, 9¼"; depth, 4¾".

Nos.	Each	Lamps	Mounting
46200-4	\$25.70	2-40W	Surface
46201-4	31.74	2-40W	Suspension



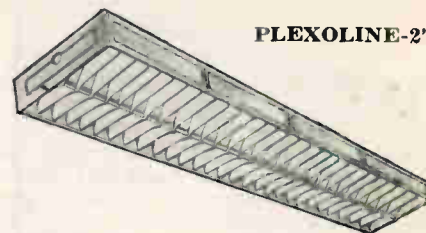
"FAIRWAY"

Open type unit for four 40 watt lamps. Steel chassis finished in hot-bonded super-white enamel. Ends and hangers finished in lustre aluminum enamel. Furnished wired with no-blink starters and HPF ballasts. For 118 volts, 60 cycle. Length, 49¼"; width, 12½"; depth, 5¼".

Nos.	Each	Lamps	Mounting
46422-4	\$52.02	4-40W	Surface
46423-4	58.08	4-40W	Suspension

DAY-BRITE PLEXOLINE UNITS

PLEXOLINE-2"

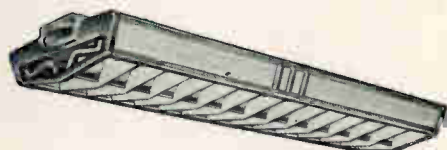


Shielded units for two 40-watt Fluorescent and two 75-watt Slimline lamps. Finished in Hot-Bonded Super-White enamel. Ribbed glass side panels of Alba-lite. Furnished wired and include sockets and HPF ballasts (ETL approved). NO-BLINK type starters.

40-Watt Fluorescent units: Length, 48¾"; Width, 12¾"; Depth, 4".

75-Watt Slimline units: Length, 96¾"; Width, 12¾"; Depth, 4".

Nos.	Each	Lamps	Mounting
47210-4	\$47.85	2-40W	Surface
47215-4	50.05	2-40W	Suspension ( 8" )
47211-4	51.15	2-40W	Suspension (24" )
97200-8	97.35	2-75W	Surface
97205-8	98.45	2-75W	Suspension ( 8" )
97201-8	99.55	2-75W	Suspension (24" )



"VIZ-AID"

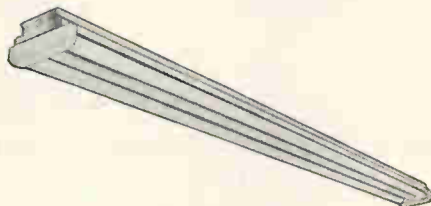
Shielded units for 2-40 or 4-40 watt lamps. Finished in Hot-Bonded Super-White enamel. Snap-on enclosure finished in white enamel with ribbed, diffuse glass side panels. Furnished wired with No-Blink starters and HPF ballasts. For 118 volt, 60 cycle.

40 watt units: Length, 49"; depth, 6¼"; width, 2 lamp, 13"; 4 lamp, 16½".

Nos.	Each	Lamps	Mounting
46432-4	\$75.90	4-40W	Surface
46230-4	41.24	2-40W	Surface

For suspension mounting see hangers listed elsewhere on this page.

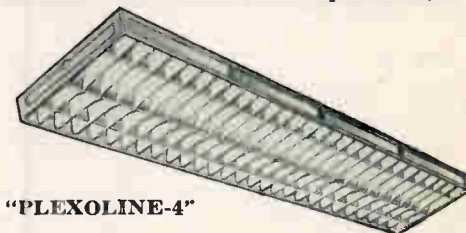
DAY-BRITE SLIMLINE UNITS



RANGER

Open type units for T12 slimline lamps. Chassis is of die-formed steel throughout. Finished in HOT-BONDED SUPER-WHITE enamel. Furnished wired with TURRET sockets and instant starting HPF 430 milliampere ballasts. 118 volts, 60 cycle operation.

Nos.	Each	Slimline Lamps
96260-8	\$56.64	2-75W
46260-4	33.00	2-40W



"PLEXOLINE-4"


Same as above except for four 40-watt Fluorescent and four 75-watt Slimline lamps.

40-Watt Fluorescent units: Length, 48¾"; Width, 21"; Depth, 4".

75-Watt Slimline units: Length, 96¾"; Width, 21"; Depth, 4".

Nos.	Each	Lamps	Mounting
47410-4	\$86.90	4-40W	Surface
47415-4	87.45	4-40W	Suspension ( 8" )
47411-4	88.55	4-40W	Suspension (24" )
97400-8	167.20	4-75W	Surface
97405-8	165.00	4-75W	Suspension ( 8" )
97401-8	166.10	4-75W	Suspension (24" )

Graybar



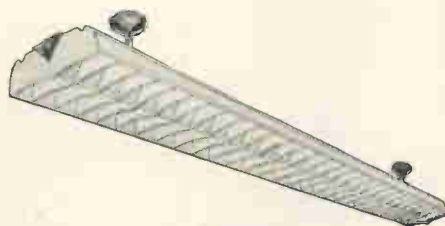
"LENNOX-2" and 4"

Shielded units for two or four 40 watt lamps. Steel chassis and metal snap-on enclosures finished in Hot-Bonded Super-White enamel. Ends in lustre aluminum enamel. Also available with plastic side panels. Furnished wired with No-Blink starters and HPF ballasts. For 118 volts, 60 cycle.

Two lamp units: Length, 49"; width, 11¾"; depth, 6".

Four lamp units: Length, 49"; width, 16¾"; depth, 6¼".

Nos.	Each	Lamps	Enclosures
46220-4	\$39.04	2-40W	Metal
46240-4	42.34	2-40W	Plastic
46420-4	73.14	4-40W	Metal
46440-4	76.44	4-40W	Plastic



LUVEX

All metal shielded units for T12 slimline lamps. Designed for suspension mounting only. For individual installation or in continuous rows. Enclosures and louvers are completely interlocked. Finished in Hot-Bonded Super-White enamel. Furnished wired with sockets and instant starting HPF 430 milliampere ballasts. 118 volt, 60 cycle operation. Must be used with hangers.

Nos.	Each	Slimline Lamps
96266-8	\$89.10	2-75W
46266-4	50.60	2-40W

Above Luvex units priced less hangers.

DAY-BRITE HANGERS



3324 Twin Stem Hanger includes stems, swivel fittings, bridge-type ceiling strap, and stamped decorative canopy. Finished in baked lustre aluminum. 24" in length.

"A-J" adjustable hangers (No. 3314 and No. 3328) provide over one inch of vertical adjustment through externally hand-operated fittings. Can be used at ends of fixture runs and at coupling points. Finished in baked lustre aluminum enamel. Supplied with swivel fittings and all parts necessary for complete installation.

Cat. No.	Each	Length	Type
3314	\$3.85	24"	Single
3318	3.30	8"	Single
3324	6.05	24"	Twin
3328	4.95	8"	Twin

Graybar

All Items on This Page—Cash Discount 2%.

SMITHCRAFT COPLEY



All steel louvered unit priced at a rock bottom level. Louver swings out for re-lamping. May be surface mounted or hung on stems. White enamel finish.

Nos.	Each	Lamps	Width
COP2-40	\$31.18	2-40	10 7/8"
COP4-40	54.82	4-40	15 7/8"

Hangers		Length
SS-102	Each \$4.36	Single Stem 15"

SOLARLITE FLUORESCENT LUMINAIRE



12000 Series

Shallow depth. Streamlined appearance. Body die cut from sheet steel. Metal side panels. White enamel finish. Twin Albalite glass bottom panels with curved edges. Light transmission 65 per cent. HPF Brick type ballasts.

Nos.	Each	Length	Width	Height	Lamps
12248	\$ 74.98	48 3/4"	12"	5 1/4"	2-40W
12248C	80.00	48 3/4"	12"	5 1/4"	2-40W
12448	105.34	48 3/4"	20"	5 1/4"	4-40W
12548	134.64	48 3/4"	20"	5 1/4"	6-40W




9000 Series

Similar to 10000 series except have louver bottom, hinged for easy re-lamping. Shielding 40° crosswise, 28° lengthwise. Die cut fixture body finished in grey enamel. HPF Brick type ballasts. Use four 40W lamps.

Nos.	Each	Length	Height	Side Panels
*9448	86.46	48 3/4"	6 5/8"	Alba-lite

\*Width, 18 1/2".  
Also available glass bottom.

LEADER FLUORESCENT UNITS OFFICER



Slim styling, maximum horizontal diffusion. Swinging plastic louver. Translucent side panels. Ceiling or suspension type, for individual mounting or in continuous rows. White enamel finish. Wired with standard ballasts and starters. 115 volts A.C.

Nos.	Each	Type	Lamps
VL-240-31P	\$46.36	Ceiling	2-40W
VL-440-31P	76.34	Ceiling	4-40W
	4.44	2-21 stems & canopy	

SLIMLINE



Thin modern unit for 96" slimline tubes. Swinging plastic louvers, translucent side panels. Ceiling or suspension type, for individual mounting or in continuous rows. White enamel finish. Wired with HPF 115 volts A.C.

Nos.	Each	Type	Lamps
NHC-280-425	\$97.52	Ceiling	2-425 Milliamp
NHC-480-425	160.38	Ceiling	4-425 Milliamp
C-150	3.46	Single 2' stem & canopy	

HOLOPHANE FLUORESCENT UNITS



Holoflux

Recessed units in basic 4-foot sections. Curved controlens redirect light usefully. All units are 14 1/4" wide. Recessing depth, 6". Necessary mounting accessories listed below.

Nos.	Each	Lamps Watt	Length
9201S	\$ 74.30	2-40	48"
9202S	85.10	3-40	48"
9204S	170.10	3-40	96"

Mi-127	4.70	End piece
Mi-94	2.10	Cross framing member
Br-10	1.40	Mounting bracket

LITECONTROL FIXTURES

FLUORESCENT



2/40 watt fluorescent, for individual or continuous mounting including end caps. All metal Baffle fixture.

Nos.	Each	Type	Mounting
4624	\$38.00	Surface	
4600-25	.66	Bracket	for off ceiling mtg.
P-2	2.30	24"	Single Pendant hanger
SC-1	5.30	24"	Double Pendant hanger

SLIMLINE



All metal baffle type fixture using T-12-430 lamps.

Nos.	Each	Lamps
6628	2 lamp, 8 foot	\$81.40
6624	2 lamp, 4 foot	47.70
6600-25	Off ceiling bracket	.66

PITTSBURGH UNIVERSAL TROFFER



Basic 2, 3, or 4 lamp unit for individual or continuous mounting. AF type for T-Bar ceiling only. PF type has finish flange for plaster and other ceilings. NOTE: Order bottom enclosures separately. (U/L approved)

Nos.	Each	Lamps	Lgth.	Width	Depth
AF-240-E	\$43.04	2-40W	48"	12"	8 3/4"
PF-240-E	43.04	2-40W	48"	12"	8 3/4"
AF-340-E	56.64	3-40W	48"	12"	8 3/4"
PF-340-E	56.64	3-40W	48"	12"	8 3/4"
AF-440-E	63.24	4-40W	48"	12"	8 3/4"
PF-440-E	63.24	4-40W	48"	12"	8 3/4"

(For 6 1/2" depth unit add "S" to Cat. No.)

Bottom Enclosures for above basic unit. All enclosures have full-length piano hinge, easily install in basic unit.

Nos.	Each	Description
ELE-12-40	\$13.06	Egg-Crate louver
GE-12-40	13.76	Albalite glass
*LE-12-40	8.80	Baffle louver
PE-12-40	33.00	Flat Lens
CPE-12-40	32.19	Curved Lens


\*LE will not fit 6" depth troffer.

Plaster-Frames for "PF" Troffers

No.	Per Ft.	Length
PFC	\$1.66	Specify length each row

"U" Brackets for "PF" troffers. Use 2 for individual or first unit in row, 1 for each additional unit in row.

Nos.	Each	Description
BR-10-A	\$2.20	For 8 3/4" depth troffer
BR-12	2.20	For 6 1/2" depth troffer



Adjustable Downlight for "AF" and "PF" type troffers. Can be used individual. Uses 200w PS-30 I/F lamp.

Recessed Dramatizer

Nos.	Each	Use
AF-200-EL	\$37.82	In Line
PF-200-EL	37.82	In Line
AF-200-ELE	37.82	End
PF-200-ELE	37.82	End
AF-200-ELI	37.82	Individual
PF-200-ELI	37.82	Individual



Graybar

**KIRLIN RECESSED INCANDESCENT**

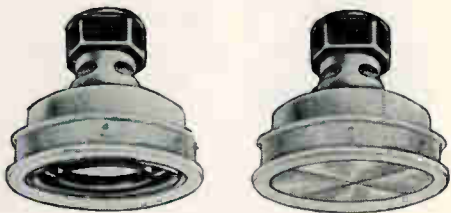


Alzak reflector. Spread type lens. Rust-proof frame. Satin finish stainless steel door.

**Square Type**

No.	Each	Lamps	Size for Ceiling Opening Depth—Inches
1207	\$21.92	60—100W	7 3/4 x 7 3/4 x 5 1/8
1208	24.94	75—150W	9 1/4 x 9 1/4 x 5 1/2
1212	39.86	{ 200—300W Medium	13 1/4 x 13 1/4 x 7 5/8
1218	89.86	{ 300—500W Mogul	19 3/8 x 19 3/8 x 13

**DAY-BRITE DOWNLIGHTS**



**Recessed Circular Units**

No. 80140 accommodates a PAR-38 (screw-base) or 100 watt type "A" lamps. Includes plaster frame, outlet box, porcelain receptacle, four feet of flex with connector, and lift-out louver finished in matt black. Unit requires a ceiling opening of 7" in diameter and is 7" in depth.

No. 80141 accommodates a 100 watt type "A" lamp and includes the same equipment as above except a 6 3/4" round Holophane Controlens is supplied in place of the louver. Fixture frames and bodies finished in Hot-Bonded Super-White enamel. Unit requires ceiling opening of 7" in diameter and is 7" in depth.

Nos.	Each	Lamps
80140	\$ 9.12	100W "A" or PAR-38
80141	14.08	100 "A"

**CURTIS WINDOW REFLECTORS**



Silver mirror reflectors for shallow windows, for 150-200-300-watt medium base lamps. Diameter 9 3/4". Height with holder 9 3/8". Adjustable holder included.

Nos.	Each	10 @	
530	\$10.30	\$9.80	Reflector
14026	3.60	3.40	Finishing flange
12531	8.90		Louver
10161-B	1.00	.96	Box receptacle 4"

Graybar

**AMPLEX SWIVELITES**

Swivelites advanced design gives you features that more than match every requirement for the finest in accent lighting. This "Adapt-a-Unit" principle construction allows all Swivelite parts to be completely interchangeable. Units can be extended or varied; hoods can be added or removed to meet your requirements. Two finishes: Deluxe Satin Aluminum and Economaster, an infra-red baked "perma-coat" aluminum finish. Catalog numbers listed are "Economaster" series.

**DOUBLE-BALL SWIVEL**

Two universal ball joints in swivel provides greater angle adjustment. Swivel action allows 360° horizontal and 170° vertical direction focus. This feature on all Amplex Units.



No. N10

No. N10.....Each \$2.10

**BOX PLATE UNITS**



P4

P4PH

No. P4...Ea. \$2.58 No. P4PH...Ea. \$8.64

**CANOPY UNITS**



No. CP11PH

No. CP11PH—150-Watt Size.....Each \$9.06  
No. CP11MPH—75-Watt Size.....Each 8.40

PL snap-on louvers for 150-watt units.  
MPL snap-on louvers for 75-watt units.

**RECESSED HI-HATS**



No. 605

No. 715

No. 605—75-Watt .....Each \$6.42  
No. 711—150-Watt .....Each 6.96  
No. 715—150-Watt .....Each 9.24

Louvers Included.

Amplex makes stem units and all reflector lamp accent fixtures. Ask for Amplex Catalog.

**GARCY SWIVEL DISPLAY LIGHTS**



**GARCY INCANDESCENT**

Surface mounting spun fixture with snap-in louver ring. Takes PS type, medium base lamp. An efficient downlight, especially useful for high ceiling. Louvers and interior finished in Garlite white reflecting enamel with diffusing Alzak processed aluminum reflector—exterior is baked white enamel. Attaches to standard outlet box. U. L. approved. Approx. ship. wt. 5 lbs. Height 10"; diameter at bottom, 9 1/2".



No. 6952

No. 6952 .....Each \$45.00

Flush recessed drum fixture designed for high level recessed lighting from low brightness ceiling areas. Uses PAR38 spot or flood type lamps. Continuous spiral baffle ring finished in dead black to provide effective shielding at normal viewing angles. Furnished complete with socket, separable knockout box at top and wire lead in 5 ft. Greenfield BX. Height 10 1/8". Fits 8 1/4" ceiling opening. Plaster ring included.



No. 6809

No. 6809 .....Each \$34.44

Flush recessed unit for standard incandescent lamps from 75 to 200 watts. Specular Alzak processed aluminum reflector. Hinged concentric louver ring finished in Garlite white reflecting enamel. Open bottom unit is No. 16766. Plaster ring for either unit is No. 6567. Plaster ring to be ordered separately. Furnished complete with socket, separable junction box and wire lead in 5 ft. Greenfield BX. U. L. approved. Height 10 1/8". Unit fits in 9 1/2" ceiling opening.



No. 16772

Nos.		Each
16772	Louvered	\$30.00
16766	Open Botton	16.64
6567	Plaster Ring	2.88

Units are ideal for spot or flood lighting of displays, maps, murals, etc. Utilizing an R40 Reflector Spot or Flood lamp, they U. L. approved. Height 10 3/8". Unit fits in are fully adjustable with 125° of tilt and 350° of turn. Approved by Underwriters Laboratories.

Units are finished in two tones—hood aluminized with neck in black. Other color combinations are available. Snap-in louver rings and color filters are available. Write for complete information.


Nos.		Each
6970	Straight surface mounting	\$15.72
S6970	Side surface mounting	18.28

St L 103

All Items on This Page—Discount 2%, except Curtis and Garcy 1%

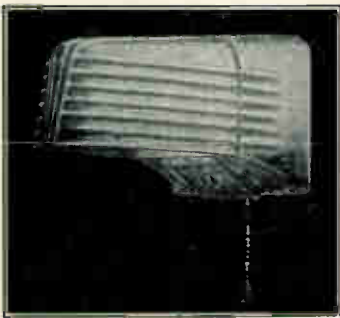
**ALABAX PORCELAIN LIGHTING FIXTURES**

Easy to clean—will not rust, tarnish or change color.




Alabax, white porcelain, 4 3/4" base with opal glass shade.

No.	Each	
AL2100ND	\$4.76	Pull, with outlet
AL2102ND	4.42	Pull, no outlet



White porcelain pull chain bracket with or without outlet. White glass shade. Width 4 3/8". Length 4 3/8".

No.	Each	Outlet
AL2390	\$5.30	Yes
AL2391	4.96	No



White porcelain pull chain bracket with or without outlet. Width 4 1/2". Length 5".

No.	Each	Outlet
AL2380	\$5.30	Yes
AL2381	4.96	No



White porcelain pendant. Pull type; has short chain and long cord.

Diameter 4 3/4".

No.	Each	Outlet
AL2007-ND	\$2.10	Pull Chain
AL2011-ND	1.88	Keyless

St L 104

**PERFECLITE EXIT LIGHTS**

Perfeclite



Wall or ceiling unit with wedge shape RED globe. 4" white permanent letters on each side. Holder finished statuary bronze canopy. Diameter, 5 1/2". Length, 8 1/2".

Nos.	Each	8@	
C7121	\$10.22	\$8.64	Ceiling mounting
ES948-RC	8.78	7.44	Glass only
W7120	10.22	8.64	Wall mounting
ES948-RW	8.78	7.44	Glass only



Flush box unit. Equipped with one socket and attachment for adding another socket when required. Glass panel, white with permanent 5" Red letters. Box: Length, 12 5/8"; width, 6 5/8"; depth, 3 1/2". Face trim finish, statuary bronze.

No. P7722 \$11.80 ea. 4 @ \$9.98 ea.

**SURFACE BOX UNIT**

No. P7119/5 \$8.58 ea. 4 @ \$7.26 ea.

**SOLAR EXIT LIGHTS**



Surface mounting unit. Mounts on 4" outlet box. White glass panel with 4 1/2" red letters. Panel is easily removed for re-lamping. Length, 9". Height, 7 1/4". Extends 3 3/4". Equipped with one socket. Metal housing finished, neutral Silvertone baked enamel.

No. 4040B Each, \$15.32

**TELEPHONE SIGNS**



Surface mounting unit. Mounts on 4" outlet box. Same type of light, same dimensions, housing and finish as above Exit Light. Order by name, "Solar Telephone Sign." Price on application.

**FIRE ESCAPE SIGNS**



Used for fire escape directions. Same specifications as Solar Exit Light. Order by name, "Solar Fire Escape Sign." Price on application.

**HOLOPHANE COMMERCIAL UNITS**

—Correctalite



Semi-direct unit for ceiling mounting or stem suspension.

Wattage range, 200-300+ watts.

(Use Inside - Frost Lamps.)

Nos.	Each	8 or More,		Type
		Each		
C-5540	\$31.02	\$28.20		Ceiling Fitter
S-5540	35.30	32.10		Stem Suspension

**HOLOPHANE INDUSTRIAL UNITS**

—Hibay



Use for high mounting heights of 25' and over. Incandescent or Mercury Vapor.

Maximum dimensions: Diameter, 20". Depth, 27". Weight, 30 lbs.

Nos.	Each	4 or More,		Watts	Distribu- tion
		Each			
681-AL	\$33.66	\$30.60		500	Int.
690-AL	53.80	48.90		750-1500	Conc.
691-AL	53.80	48.90		750-1500	Int.
692-AL	53.80	48.90		750-1500	Ext.
693-AL	53.80	48.90		400H9	Conc.

—Lobay



Use for mounting heights 10' to 25'.

Std. Incandescent or Bi-Post Incandescent, or Mercury Vapor. Diameter, 14". Depth, 12 1/2". Weight, 9 lbs. With or without metal cover.

Nos.	Each	8 or More,		Watts	Distribu- tion
		Each			
684	\$11.34	\$10.30		200-300†	Int.
682	14.08	12.80		300-500	Ext.
685	14.08	12.80		300-500	Int.
686	14.08	12.80		300-500	Conc.
684-AL	14.74	13.40		200-300†	Int.
682-AL	17.72	16.10		300-500	Ext.
685-AL	17.72	16.10		300-500	Int.
686-AL	17.72	16.10		300-500	Conc.
682-B-AL	20.24	18.40		750*	Ext.
685-B-AL	20.24	18.40		750*	Int.
686-B-AL	20.24	18.40		750*	Conc.
645	19.14	17.40		400H9	Int.
645-AL	22.78	20.70		400H9	Int.

† Use 300-watt, 6" light center, medium base lamp.

\* Use 750-watt, BI-post lamp. Suffix "AL" indicates metal cover.

Above Prices F.O.B. Newark, Ohio

All Items on This Page—Cash Discount 1%, except Solar Units, 2%.

Graybar


**MOE LIGHT LAMPS**



Superbly styled, low-priced fluorescent desk lamp. Choice of two finishes, solid brass trim.

Nos.	Each	Lamps	Finish
M1000-G	\$15.94	1-15	Grey
M1000-B	15.94	1-15	Brown
M2000-G	23.34	2-15	Grey
M2000-B	23.34	2-15	Brown

Lamps included.



Fluorescent bed lamp, uses one 15-watt lamp; with 6-foot cord and plug.

Nos.	Each	Finish
M418-I	\$18.98	Ivory
M418-M	18.98	Mahogany

Lamps included.




Lamp holder. For all reflector-type heat lamps, sun lamps, spot or flood lamps. New base permits it to be used anywhere.

Nos.	Each	Finish
M77-G	\$5.00	Grey
M77-B	5.00	Brown

Lamps not included.

**FLEXIBLE ARM LAMP**



Decorative base, 6½" shade. Maximum height 21½". With cord and plug cap. Sprayed bronze finish. Uses up to 60-watt lamp.

No.	Each	12 @
60591	\$6.40	\$5.82

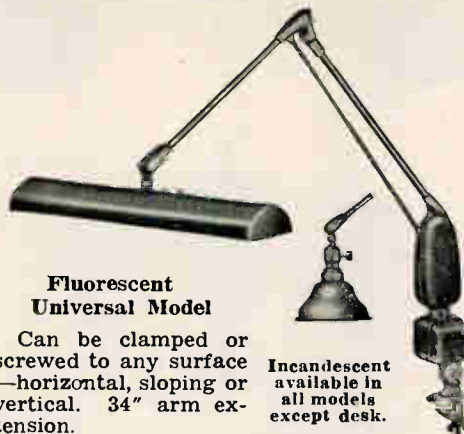
**MITCHELL LAMPS**



Fluorescent desk lamp. Parabolic white enameled reflector. Morocco brown finish. Uses 1-15 watt T8 bulb.

No.	Each	Height	Base
2050	\$13.46	14½"	10" x 5¼"

**DAZOR FLOATING LAMPS**



**Fluorescent Universal Model**

Can be clamped or screwed to any surface—horizontal, sloping or vertical. 34" arm extension.

Incandescent available in all models except desk.

Nos.	Each	Lamps
UL-P-1134-16	\$31.44	1
UL-P-2134-16	36.20	2

**Fluorescent Pedestal Model**

UL-P-2234-16	58.48	2
--------------	-------	---

**Incandescent Universal Model**

UL-3134-R-2	\$20.10	1
-------------	---------	---



**Fluorescent Desk Model**

Weighted base supports arm in any position. 24" arm extension.

No.	Each	Lamps
UL-P-2324-16	\$46.44	2

**FLOATING MAGNIFIER**



Two seeing aids in compact head. Magnification and supplementary lighting. Lens: double convex optical glass 5" diam., 13" focal length, uses 3-T5-6 watt lamps. Pedestal model measures 39" from floor to spring housing.

Nos.	Each	Model
UL-M209	\$49.00	Universal
UL-M210	67.64	Pedestal

For 110 volts, 60 cycles. Baked brown enamel finish. Inner reflector baked white enamel.

**SILVRAY SIGHT SAVERS**



**Using Silver Bowl Lamps**

Economical indirect lighting for every room in the home. Adapter type screws into existing sockets. Suspension type completely wired. Ivory and Polished Aluminum Finish.

Nos.	Each	Type	Length	Diam.	Silv. Bowl Watts
2615	\$5.98	A	8"	13"	150
2615S	8.70	S	13"	13"	150
2620	8.60	A	9½"	16"	200
2020S	11.28	S	17"	16"	200



Inexpensive adapter type. For playrooms, white plastic shade.

No.	Each	Type	Length	Diam.	Silv. Bowl Watts
5615	\$3.76	A	8¼"	12"	150



Oyster white enamel finish with polished aluminum bead.

Nos.	Each	Type	Length	Diam.	Silv. Bowl Watts
4215	\$4.74	A	8"	12"	150
4215S	7.52	S	13"	12"	150



Attractive modern styling with metal concentric rings.

Nos.	Each	Type	Length	Diam.	Silv. Bowl Watts
SS-15	\$5.38	A	8½"	12"	150
SS-15S	8.28	S	13½"	12"	150

Type A—Adapter.

Type S—Suspension.

All Items on This Page—Cash Discount 1%—except Moe Light 2% and Dazor, Net.

St L 105

Graybar

Graybar



Soft white ceramic fired bowl.  
Diameter 15", length 28".

No.	Each	6@	Lamps
M1015	\$13.26	\$11.94	5




Crimp-top colonial chimneys. Spread  
16", length 36". Finish: Brass.

Nos.	Each	6@	Lamps
M1033	\$23.94	\$21.54	3
M1035	28.66	25.80	5



Three way light; a turn of the switch changes from down spot lighting to indirect lighting or combination effect of both. May be controlled by 3 way wall switch.

No.	Each	6 @
M1025	\$46.60	\$41.94



For two 20 watt fluorescent lamps. Body finish white enamel, end caps white or chrome. LPF ballasts.

**ADAPTER TYPE**  
Fit Existing 4" Holder

No.	Each	6@	End Caps
M1124	\$14.60	\$13.14	White
M1124C	15.94	14.34	Chrome

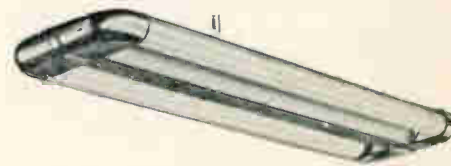
**CANOPY TYPE**

No.	Each	6@	White
M1324	14.60	13.14	White
M1324C	15.94	14.34	Chrome



Circline fluorescent. 32 watt lamp included. Finish: White enamel.

Nos.	Each	6@	Lamps
M1211	\$13.26	\$11.94	1



Two or four 20 watt fluorescent units. HPF ballasts. White enamel with chromium end caps and trim.

Nos.	Each	6 @	Lamps
M2402	\$21.26	\$19.14	2-20W
M2404	31.34	28.20	4-20W



Two or four 40 watt fluorescent units. HPF ballasts. Finish: White enamel, chromium trim and end caps.

Nos.	Each	6@	Lamps
M4802	\$39.92	\$35.94	2-40W
M4804	59.86	53.88	4-40W



Louvered bottom glass. Finish: Chromium.

Nos.	Each	6@	Dia.	Depth	Lamps
M426	\$5.26	\$4.74	7"	5"	1
M428	7.34	6.60	9"	4 1/2"	2
M430	9.66	8.70	11"	4 3/4"	2
M432	12.66	11.40	13"	5"	3



White opal glass. Finish: Chromium.

Nos.	Each	6@	Dia.	Depth	Lamps
M406	\$4.66	\$4.20	7"	5"	1
M408	6.00	5.40	9"	4 1/2"	2
M410	7.94	7.14	11"	4 3/4"	2
M412	11.00	9.90	13"	5"	3



Clear, louvered bottom glass. Holder finished in chromium.

Nos.	Each	6@	Dia.	Depth	Lamps
M631	\$5.26	\$4.74	7"	7"	1
M641	6.00	5.40	9"	8"	1



White glass with crystal bottom. Pull chain and convenience outlet. Holder diameter 4 3/4". Extends 7 1/4".

Nos.	Each	6@	Finish
M700	\$3.94	\$3.54	Chrome

Nos.	Each	6@	Finish
M701	\$3.66	\$3.30	Chrome



White ceramic decorated bowl, clear bottom. Finish: Chromium.

Nos.	Each	6@	Dia.	Depth	Lamps
M636	\$3.66	\$3.30	6"	7 3/4"	1
M638	4.34	3.90	8"	9"	1



Canopy diameter 4 1/2". Length 6". Extends 4 1/2". Canopy switch.

Nos.	Each	6@	Finish
M121	\$5.26	\$4.74	Chrome

Same as above, with convenience outlet.

Nos.	Each	6@	Finish
M131	\$5.66	\$5.10	Chrome



Snug fitting 2 light ceiling fixture. 13" square. Length 5". Pastel Blue, Rose, White.

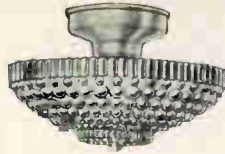
No.	Each	6 @
M1082	\$9.26	\$8.34

Graybar



Floral design glass. Pastel colors: Blue, White, Yellow. Diameter 13" length 5".

No.	Each	6@
M261	\$6.60	\$5.94



Fluted top with decorative hobnail bottom. Pastel colors: Blue, Rose, White, Yellow. Diameter 10", length 8".

No.	Each	6@
M213	\$3.94	\$3.54



Pastel colors: Blue, Rose, White. Diameter 14", length 5".

No.	Each	6@	Lamps
M232	\$9.26	\$8.34	2



Canopy diameter 4 1/2", length 9". Extends 7".

Nos.	Each	6@	Finish
M850C	\$7.34	\$6.60	Copper and black
M850B	7.34	6.60	Black and brass



Early American coach lantern. Length 12". Extends 6 1/4".

No.	Each	6@	Finish
M863BB	\$10.00	\$9.00	Black and brass
M863B	10.00	9.00	Brass



Canopy 4 1/2", length 7 1/2". Extends 6". Finish: Copper.

No.	Each	6@
M880	\$3.94	\$3.54



Decorative crystal glass, hobnail acorn design. Diameter 5". Depth 6 3/4".

Nos.	Each	6@	Finish
M815B	\$3.00	\$2.70	Brass
M815C	3.00	2.70	Copper



Canopy 4 1/2", extends 6". Finish: Copper.

No.	Each	6@
M854	\$2.60	\$2.34

Graybar



Beam light. Wired. Fit 4" box. Canopy diameter 5". Length 3 3/4".

Nos.	Each	6@	Finish
M32	\$1.14	\$1.02	Ivory



Fluorescent wall bracket with snap-on white glass shade for 14 watt lamp. Canopy switch. Width 2 1/4", length 18 1/4". Extends 3 3/8". Gox flange 3 1/8". Finish chromium with or without convenience outlet.

Nos.	Each	6@	Outlet
M328	\$7.26	\$6.54	No
M329	7.74	6.96	Yes
M327	3.94	3.54	Glass Shade



Crimped-top colonial chimney. Spread 7 1/2", length 9".

Nos.	Each	6@	Finish
M1041	\$7.94	\$7.14	Brass



Ranch type hall light. 8" spread. Length 9". Red shade and brass trim.

No.	Each	6@
M1141	\$10.60	\$9.54



Recessed incandescent fixtures. Finish: Chromium. Depth 4 1/4".

No.	Each	6@	Box	Frame
M606	\$7.34	\$6.60	6 3/4" x 6 3/4"	8 1/4" x 8 1/4"
M608	8.66	7.80	8 3/4" x 8 3/4"	10 1/4" x 10 1/4"

Recessed fluorescent fixtures. Finish: Chromium. For two 20-watt fluorescent tubes. L.P.F. ballasts.

No.	Each	6@	Box	Frame
M620	\$21.26	\$19.14	6 3/4" x 24 1/4"	8 3/8" x 26 1/4"

Look for the new Moe dapters and Moe valance lighting units in the new Moe catalog.


Be sure you have your copy of the new MOE LIGHT full-color Catalog (M-160). 48 beautifully illustrated pages showing the complete MOE LIGHT line of residential lighting fixtures.

Write for, or stop in to get, your copy of this fine catalog. It will help you sell lighting fixtures! There's no charge.

All of these quality, competitively priced fixtures are available to you through Graybar!

All Items on This Page—Cash Discount 2%.

Graybar



YOUR REQUIREMENTS FOR LIGHTING EQUIPMENT OF ANY DESCRIPTION . . . HOME . . . OFFICE . . . STORE . . . FACTORY . . . CAN ONLY BE SATISFIED BY A SELECTION FROM MANY DIFFERENT MANUFACTURERS.

GRAYBAR IS A NATION-WIDE DISTRIBUTOR FOR THE RECOGNIZED LEADERS IN THE LIGHTING INDUSTRY. OUR EXPERIENCED STAFF CAN HELP YOU MAKE UNBIASED SELECTIONS OF THE BRANDS MOST SUITED FOR EACH OF YOUR INSTALLATIONS.

The unit of light intensity is called the Foot Candle. One Foot Candle (F.C.) equals amount of light produced by a standard candle at a distance of one foot.

The unit of quantity of luminous radiation is called the Lumen. Lamp output is generally rated in lumens.

Some lamps are rated in Spherical Candlepower. One Spherical Candlepower equals 12:57 Lumens.

Coefficients of Utilization (C.U.) give the proportion of initial lamp lumens which reach the work plane. The C.U. is therefore the over-all efficiency factor of a lighting system.

Maintenance Factor (M.F.) expresses the ratio between the average "in service" foot candle level and the initial illumination value. (Dirt & darkening cause this).

**FORMULA**

If you can determine the above factors you can find the Foot Candle level as follows:

$$F.C. = \frac{\text{Total Lamp Lumens} \times C.U. \times M.F.}{\text{Area in Square Feet}}$$

(Note: .40 is average product of C. of U.xM.F. if you do not have this factor.)

**Recommended Foot Candle Levels of Intensity**

Foot Candles	Average Range	Place
10 (10-20)	Average Range	Auditoriums Cafeterias Wash Rooms
20 (15-35)	Average Range	Class Rooms Libraries Factory Work
50 (35-70)	Average Range	Bookkeeping Store Mdse. Area Sewing Printing
100 (70-150)	Average Range	Drafting Show Windows Show Cases Proof Reading Inspection
200 (150-300)	Average Range	Color Work Show Windows Fine Assembly

**Lumen Ratings of Popular Wattage Lamps**

Fluorescent			Incandescent		
Watts	Type	Lumens	Watts	Type	Lumens
40	Old 3500° White	2400	60	Inside Frost	835
40	Standard Cool White	2300	100	Inside Frost	1630
40	Deluxe Cool White (approx.)	1760	150	Inside Frost	2600
40	Standard Warm White	2450	200	Inside Frost	3700
40	Deluxe Warm White	(approx.) 1920	300	Inside Frost	5650
			500	Clear	9900
			1000	Clear	21500
			1500	Clear	33000
Slimline			Silver Bowl Lamps Rated approx. 90% Clear Lamp Lumens.		
36	48" T12	Cool White 2100			
36	48" T12	Warm White 2250			
72	96" T12	Cool White 4650			
72	96" T12	Warm White 4950			

Which WHITE is RIGHT in Fluorescent?

IF YOU NOW USE	CHANGE To	
	For High Efficiency	For Best Color Rendition
Daylight 'D'	Standard Cool White "CW"	Deluxe Cool White "CWX"
4500 White "4500°"	Standard Cool White "CW"	Deluxe Cool White "CWX"
White "W"	Standard Cool White "CW"	Deluxe Cool White "CWX"
	Standard Warm White "WW"	Deluxe Warm White "WWX"
Soft White "SW"		Deluxe Cool White "CWX"
		Deluxe Warm White "WWX"
Warm Tint "WT"	Standard Warm White "WW"	Deluxe Warm White "WWX"

**NATIONAL ELECTRICAL CODE FIXTURE CLASSIFICATIONS (From Article 500)**

Class I Locations: Those in which flammable gases or vapors may be present in the air in quantities sufficient to produce explosive or ignitable mixtures. The locations are subdivided into:

- Group A. Areas containing acetylene.
- Group B. Areas containing hydrogen or manufactured gas.
- Group C. Areas containing ether vapors.
- Group D. Areas containing gasoline, alcohol, etc.

Class II Locations: Those which are hazardous because of the presence of combustible dust. These locations are subdivided into:

- Div. I. Areas where combustible dust may produce ignitable mixtures.
- Div. II. Areas where combustible dust accumulates in sufficient quantity on equipment to interfere with safe dissipation of heat.

Class III Locations: Those are the less hazardous areas, such as those used for cotton and flax handling. See 1951 Nat. Elec. Code.

For complete Fluorescent Lamp data ask for G. E. Bulletin LS101.

Write for Graybar Commercial Lighting Catalog No. G. B. 5126.

Floodlighting and all outdoor lighting data available for your reference.

Ask your Graybar Representative.

**USE A LIGHT METER TO BE SURE**



Meter — Vest pocket size—only 2 1/4" square by 1 1/8" thick. Has a full scale reading of 100 foot candles; with a multiplying plate, readings up to 1000 foot candles may be taken.


Each ..... \$23.00  
Sold on non-profit basis.

RULE OF THUMB GUIDE giving Foot Candle Intensities derived from ONE WATT per square foot. Fluorescent averages—For Incandescent calculations divide F.C. by 3.

	Industrial Fixtures	Recessed Trofers	Shielded Commercial Surface	Bare Exposed Lamp Surface
<b>SMALL ROOM</b> "Small room"—average less than 500 sq. ft., 10-ft. ceiling	15 f.c.	14 f.c.	11 f.c.	13 f.c.
<b>MEDIUM ROOM</b> "Medium room"—average 500-1200 sq. ft., 10-ft. ceiling.	25 f.c.	22 f.c.	18 f.c.	22 f.c.
<b>LARGE ROOM</b> "Large room"—average 1200 sq. ft. and over, high ceiling.	30 f.c.	27 f.c.	24 f.c.	28 f.c.

LET GRAYBAR "LIGHTEN" YOUR LOAD

Graybar



Teletalk Model 700 Series



Teletalk Model 900 Series


Teletalk intercommunication systems are real time-savers wherever frequent contact is necessary between offices, departments or buildings. Powerful and free from hum or distortion of voices, Teletalk systems provide instantaneous contact at the flick of a switch. They are available with capacities up to 48 or more stations, with special speakers for paging and outdoor use.



Teletalk Model 600



Teletalk Special Speakers



**WEBSTER ELECTRIC**  
 RACINE ♦ WISCONSIN  
 "Where Quality is a Responsibility and Fair Dealing an Obligation"

Graybar

**WESIX EXCLUSIVE FEATURES**

**HEAT DEFLECTORS.** Direct heated air into room away from wall.

**SECONDARY AIR FLOW.** Prevents heat loss into wall by circulating it into room—keeps wall cool.

**TWO OR THREE-HEAT CONTROL.** Two manual toggle switches, each operating one or more elements, depending on size of furnace.

**TERMINAL LUGS and KNOCKOUTS.** Provide safe, solderless connections.

**LOW MOUNTING—WARM FLOORS.** Tempered air is drawn off the floor into the bottom of the furnace unit, warmed and directed into the room.


**"ELECTRIC CHIMNEY."** Provides warm air circulation at about 200 feet per minute — the ideal velocity for even heat with no cold drafts.

**CRADLED COIL.** Heating coil is supported for its entire length in ceramic grooves—lasts indefinitely!

**HAMMERTONE FINISH.** Handsome, heavy frame blends perfectly with modern interiors. Standard finish Hammertone Bronze.

**PATENTED BI-METAL THERMOSTAT.** Most accurate control—placed inside furnace in incoming airstream. Automatic, adjustable, positive—long life.

**WESIX WIREDHEAT**



RADIANT PLUS CIRCULATING HEAT

**WALL TYPE**

Cat. No.	Watts	Price Each
12WF	1250	\$71.20
16WF	1666	91.70
20WF	2000	91.70
25WF	2500	99.50
30WF	3000	106.80

**PORTABLE**

Cat. No.	Watts	Price Each
10RCE	1000	\$55.80
12RCE	1250	55.80
15RCE	1500	55.80
20RCE	2000	71.10
30RCE	3000	95.60

**BASEBOARD TYPE**

BB32	280	26.00
BB48	420	38.50
BBSK	Thermostat	24.00
BBSKS	Thermostat and switch	26.30

**LOAD REGULATOR**

2R100.	Complete with DBDT-30-E outdoor thermostat	127.50
--------	--	--------


PRICES NET. F. O. B. STOCKING WAREHOUSE.

Graybar

**EMERSON-ELECTRIC  
PARKER-BLADE FANS**

**10, 12 AND 16-INCH  
OSCILLATORS**

**FIVE-YEAR  
FACTORY-TO-USER GUARANTEE**



Type 79646-AU

Here are some of the construction features that distinguish Emerson-Electric Parker-Blade Fans: Induction-type motors. Quiet-type blades are scientifically designed and accurately balanced to give smooth, quiet operation. Finger-tip control of oscillation gives instant adjustment of arc of oscillation from 90° to any lower range and stationary position without tools. The 10" fans are lubricated by oil fed from cotton wicking from both upper and lower reservoirs. The 12" and 16" fans are equipped with a force-feed continuous system of lubrication; spiral oil grooves in the rotor core and a spiral conveyor keep the oil flowing freely to motor bearing surfaces.

**115 Volts—60 Cycles—Oscillating Types**

Type Nos.	Fan Size, In.	Speeds	*Air Delv. CFM	Dealers' Prices,		
				List Price, Each	Less Than \$50 Net Value	\$50 or More Net Value
2450	10	1	590	\$45.90	\$31.50	\$30.20
79646	12	3	1025	77.90	53.48	51.26
79648	16	3	1550	89.90	61.72	59.14


\* C.F.M.—Cubic feet of air per minute—high speed.

All data and prices subject to change without notice. Prices include Federal Excise Tax.

**EMERSON JUNIOR FANS**

**ONE YEAR GUARANTEE**

These are the quality fans that sell at popular prices to the great "In between" fan market. They combine smart appearance, fine performance and long life, in short, the best dollar for dollar fan values offered to appliance merchandisers.



Type 2660-B

**115 Volts—60 Cycles**

Type Nos.	Size	Speeds	Air Delivery	List Price	†Dealer's Price	
					Less Than \$50 Net Value	\$50 or More Net Value
2650	10"	1	570 C.F.M.	\$33.90	\$23.26	\$22.30
2660	12"	2	875 C.F.M.	53.90	37.00	35.46


† Prices include Federal Excise Tax.

All data and prices subject to change without notice.  
St L 110 **All Items on This Page—Cash Discount 2%**

**EMERSON-ELECTRIC FANS**

**PATENTED OVERLAPPING-BLADE FANS**


**Five-Year Factory-to-User Guarantee**



Type 6250-F



Type 77648-AW



Type 77646-AS

Type 6250-F desk fan and type 6250-AJ stand fan have 10" overlapping polished bronze blades and statuary bronze lacquer on other parts. Type 6250-G is finished in satin ivory with polished bronze blades. They offer a beautiful note in fan design matched by efficient performance, at popular prices. Quiet, induction-type motors, streamlined enclosing shell, finger-tip oscillation.

Emerson-Electric 12" and 16" overlapping blade fans move large volumes of air with amazingly quiet operation. Equipped with current-saving capacitor motors, exclusive bearing construction, oil circulation system and finger-tip oscillation. Floor stand fans are adjustable from minimum 3'3", maximum 4'9" floor to center of fan. Friction hinge for tilting up or down. Chuck arrangement with fluted collar for adjusting height of fan.

Type Nos.	Fan Size	Speeds	*Air Delv. C.F.M.	Dealers' Prices		
				List Price, Each	Less Than \$50 Net Value	\$50 or More Net Value

**Alternating Current—Oscillating Desk Fans**

6250-(Bronze)	10"	1	640	\$51.90	\$35.62	\$34.14
6250-(Ivory)	10"	1	640	53.90	37.00	35.46
77646-(Bronze)	12"	3	1150	89.90	61.72	59.14
77646-(Ivory)	12"	3	1150	93.90	64.46	61.78
77648-(Bronze)	16"	3	1700	105.90	72.70	69.68
77648-(Ivory)	16"	3	1700	109.90	75.44	72.30

**Adjustable Floor Stand Fans—115 Volts, 60 Cycles**

6250-(Ped.)	10"	1	640	73.90	50.72	48.62
77646-(Ped.)	12"	3	1150	125.90	86.42	82.82
77648-(Ped.)	16"	3	1700	147.90	101.52	97.30

\* Air Delivery—cubic feet of air per minute, high speed.

All data and prices subject to change without notice.

Prices include Federal Excise Tax.



# INDEX

Graybar

A	Page
Adapters—	
Angle, Adjustable, Lamp	46
Conduit	3
Fustat	54
Socket	49
Adjustable Wrenches	79
Alarm Contactors	61
Alarm Drops, Constant Ringing	59
Aligners, Fixture	91
Anchor Rods	71
Anchors—	
Calking	11
Expanding, 8-Way	69
Annunciator Wire	25
Annunciettes	59
Armor Cutters	79
Armored Cable	23
Arms, Cross, Telephone Pole	68
Arresters, Lightning	67
Attachment Plug Bases	42
Attachment Plug Caps	42, 43, 49, 56
Auger Bits—	
Electricians'	76
Woodworkers'	77
Automatic Push Drills	76
Automatic Shutters	84
Automotive Lamps	89
<b>B</b>	
Ballasts, Fluorescent Lamp	90
Balls, Fish Tape	80
Bar Hangers, Outlet Box	6
Bars—	
Crow	73
Digging	73
Draw	74
Tamping	73
Bases—	
Attachment Plug	42
Plug	49
Socket, Porcelain	44
Batteries—	
Flashlight	62
Hot Shot	63
Ignition	63
Lantern	62, 63
Radio	62
Telephone	62, 63
Bed Lamps, Fluorescent	105
Bell Hangers' Bits	77
Bell Nozzles	7
Bells, General Purpose	59
Bells and Buzzers	59
Belts, Tool, Leather	76
Benders—	
Conduit, Hydraulic	78
Pipe	79
Binders, Pole	74
Bit Braces, Ratchet	77
Bit Extensions	77
Bits—	
Auger—	
Electricians'	76
Woodworkers'	77
Bell Hangers	77
Car	77
Drill—	
High Speed Steel	77
Masonry	77
Ship Auger	77
Blades, Hack Saw	78
Blocks, Troublemens'	74
Blowers, Fan	84
Boards, Panel	33
Bolt and Wire Cutters	79
Bolts—	
Carriage	69
Double-Arming	69
Eye	69
Machine	69
Hubeye	70
Stove	11
Toggle	11
Upset, Single	70
Borers, Joist	74
Box Covers—	
Conduit	7
Gang	6, 13
Outlet	5, 6, 43
Receptacle	5-7
Switch	5-7
Box Supports, Switch	6
Boxes—	
Cut-Out	51
Floor	7
Gang—	
Adjustable	7
Conduit	6
Condulet	12, 13
Junction	7
Surface Wiring	43, 48
Universal	15
Vaportight	14
Junction or Pull	51
Outlet	6, 7
Pull	51
Receptacle, Utility	7
Switch	6, 7
Braces—	
Bit, Ratchet	77
Cross Arm	70
Brackets, Insulator, Wood	68
Breakers—	
Circuit—	
Explosion-Proof	16
Magnetic, Outdoor	32
Push Button	36

Graybar

B	Page
Building Wire	21
Bulbs—	
Bicycle Lamp	89
Flashlight	63, 89
Hand Lantern	89
Toy Lamp	89
Bushings—	
Capped	4
Clamp	11
Conduit	4
Ground	11
Grounding, Conduit	4
Insulating, Conduit	4
Busways—	
Industrial	32
Mobile	32
Buttons, Push	59, 61
Buzzers and Bells	59
<b>C</b>	
Cabinets—	
Current Transformer	32
Fuse	32
Test Block, Meter	32
Cable—	
Armored	23
AVA	25
Service Entrance	24
Sheathed, Non-Metallic	23
T.V. Transmission Line	26
Thermostat	25
Underground	22
Welding	26
Cable and Strand Grips	75
Cable Clips	4
Cable Connector Charts	8
Cable Hangers	4
Cable Lugs, Clamp	52
Cable Pulling Compound	22
Cable Rippers	4
Cable Straps	4
Calking Anchors	11
Cant Hooks	73
Caps—	
Armored	42
Attachment Plug	42, 43, 49, 56
Cord Connector	40-42
Polarized	41
Range, Three-Wire	47
Socket—	
Brass	44
Composition	44
Porcelain	44
Twist-Lock	41
Car Bits	77
Carriage Bolts	69
Cartridge Fuse Cutouts	51
Cartridge Fuses	54
Centers—	
Load—	
Fusible	33
Multi-Breaker	34, 35
Changers, Lamp	77
Charts—	
Connector—	
Cable	8, 23
Conduit	8
Chimes—	
Door	60
Industrial	62
Chisels, Firmer	76
Circuit Breaker Lighting	35
Panellets	35
Circuit Breakers—	
Explosion-Proof	16
Magnetic, Outdoor	32
Push Button	36
Circuit Breaking Devices	41
Clamps—	
Conduit	3
Fuse Clip	54
Ground	11, 71
Guy	70
Sleeve and Wire	75
Strain or Dead End	69
Suspension and Strain	69
Cleat Receptacles, Plastic	48
Clevises, Pole Line	70
Climber Straps	76
Climbers, Linemens'	76
Clips—	
Cable	4
Conduit	3
Test	51
Clocks, Electric, Telechron	85
Commercial Lighting Units,	
Holophane	104
Compass Saws	79
Compound—	
Cable Pulling	22
Sealing	15, 55
Conduit	1
Conduit Adapters	3
Conduit Benders	78, 79
Conduit Box Connectors	2
Conduit Box Covers	7
Conduit Boxes, Handy	7
Conduit Bushings	4
Conduit Clamps	3
Conduit Clips	3
Conduit Connector Charts	8
Conduit Connectors	3, 4, 8
Conduit Coupling and Connector	3
Wrenches	3
Conduit Couplings	1-4
Conduit Elbows	1-3

C	Page
Conduit Gang Boxes	6
Conduit Hangers	4
Conduit Locknuts	4
Conduit Markers	22
Conduit Nipples	2
Conduit Pennies	11
Conduit Straps	3, 4
Conduit Switch Boxes	6
Condulet Couplings,	
Explosion-Proof	15
Condulets—	
Explosion-Proof	15, 16
Lighting Fixture	57
Switch, Weathertight	57
Threaded	12, 13
Threadless	12
Condulets and Accessories—	
Form "7"	12
Form "8"	13
Type "FD"	13
Type "FS"	13
Connector Bodies, Cord	40-42
Connector Caps, Cord	40-42
Connector Charts—	
Cable	8, 23
Conduit	8
Connectors—	
Box—	
Cable and Conduit	2, 8
Service Cable	24
Cable	23, 52
Conduit	3, 4, 8
Cord, Rubber	56
Heater Cord	49
Service Cable	24
Service Wire	72
Watertight, Condulet	13
Wire Joint	52
Controls—	
Defrost, Refrigerator	58
Heating	66
Motor	66
Convenience Outlets	43
Coolers, Water, Electric	85
Copper Wire, Bare	22
Cord—	
Appliance, Rubber Covered	26
Heater	26
Coiled, Power	26
Rubber Covered	26
Cord Connector Bodies	40-42
Cord Connector Caps	40-42
Cord Connectors, Rubber	56
Cord Reeling Devices, Reelite	57
Cord Sets—	
Extension	49
Heater	49
Range Connector	47
Cord Winders	56
Cords, Replacement	49
Couplings—	
Conduit	1-4
Condulet, Explosion-Proof	15
Covers—	
Conduit Box	7
Condulet	12, 13
Gang Box—	
Conduit	6
Condulet	12, 13
Junction Condulet,	
Explosion-Proof	15
Outlet Box	5, 6, 43
Receptacle Box	5-7
Switch Box	5-7
Vaportight, Condulet	13
Cross Arm Braces	70
Cross Arm Pins	71
Cross Arms, Telephone Pole	68
Crow Bars	73
Cube Taps	48
Current Taps	48
Cutouts—	
Fuse—	
Cartridge	51
Distribution	67
Plug	51
Cutters—	
Armor	79
Bolt and Wire	79
Knockout	78
Tube	81
<b>D</b>	
Defrost Controls, Refrigerator	58
Desk Lamps, Fluorescent	105
Devices—	
Call Signaling, Flush	59
Circuit Breaking	41
Cord Reeling, Reelite	57
Kindorf	8, 9
Storack	10
Wiring—	
Interchangeable	43
Surface	43, 48
Diggers, Post Hole	73
Digging Bars	73
Digging Spuds and Tampers	73
Door Chimes	60
Door Openers	61
Downlights, Commercial	102, 103
Draw Bars	74
Drill Bits	77
Drills—	
Automatic Push	76
Electric, Portable	82
Star	77

D	Page
Drivers—	
Knockout Punch, Hydraram	78
Screw—	
Electricians'	76
Spiral	76
Drops, Alarm, Constant Ringing	59
Ducts, Floor Wiring	19
Ducts and Accessories, Wiring,	
Trol-E-Duct	37
Ducts and Fittings—	
Wiring—	
National	18
Square	20
Wirewa	19
Xtensionduct	18
<b>E</b>	
Elbows—	
Conduit	1-3
Condulet, Explosion-Proof	15
Entrance, Conduit	3
Service Entrance	24
Electric-Centers, Pushmatic	36
Electric Drills, Portable	82
Electric Etchers	81
Electric Fans	110
Electric Flares, Portable	63
Electric Hammers, Portable	82
Electric Hand Lamps, Portable	63
Electric Lanterns	63
Electric Motors	64, 65
Electric Polishers, Portable	82
Electric Sanders, Portable	82
Electric Saws, Portable	82
Electric Screw Drivers, Portable	82
Electric Water Coolers	85
Electricians' Hammers	74
Electricians' Knives	79
Electricians' Pliers	75
Electricians' Screw Drivers	76
Electronic Tubes	85
Entrance Switches	51
Etchers, Electric	81
Exhaust Fans	83
Exit Light Units	104
Explosion-Proof Condulets	15, 16
Extension Cord Sets	49
Extension Rings,	
Outlet Box, Conduit	5, 6
Extensions—	
Bit	77
Fixture	2
Socket	45
Switch, Levolver	38
Switch Box	7
Table Top	49
Trouble Light	49
Eye Bolts	69
<b>F</b>	
Facts and Hints,	
Lighting, Helpful	108
Fan Blowers	84
Fan Guards	81
Fan Timers	58
Fans—	
Electric	110
Exhaust	83
Propeller, High Speed	84
Ventilating, Window	84
Fish Tape Balls	80
Fish Tape Pullers	80
Fish Tape Reels	80
Fish Tapes	80
Fittings—	
Floor Box	7
Ground	11
Outdoor, REA, Weathertight	57
Sealing, Condulet	15
Service Cable	24
Service Entrance, Conduit	2, 3
Fittings and Ducts—	
Wiring—	
National	18
Square	20
Wirewa	19
Xtensionduct	18
Fittings and Molding, Metal	18
Fittings and Raceways,	
Wiremold	17
Fittings and Strips, Plugmold	20
Fixture Aligners	91
Fixture Extensions	2
Fixture Hangers, Condulet	14
Fixture Hanging Devices,	
Fluorescent Lighting, Kindorf	8
Fixture Studs	2
Fixture Wire	25
Fixtures—	
Lighting—	
Explosion-Proof	15
Fluorescent—	
Commercial	101
Home	106, 107
Home	106, 106
Indirect	105, 107
Outdoor, REA	57
Playroom	







# IT'S ALWAYS RIGHT

and right on schedule

## ... with wiring materials via Graybar

You're sure every item on your wiring materials and supply order will be right for the job—and if you schedule ahead with Graybar, you'll stand the best possible chance of having everything arrive on the job site when it's needed. You know all the items will fit together properly. Because you can depend upon Graybar delivery commitments, there'll be no waiting for conduit to come from one supplier . . . boxes and fittings from another . . . wire from a third. And your order gets an important "plus" of personal interest, for Graybar is wholly owned by its operating and retired personnel. From the man who takes your order to the one who packs it, we're anxious to serve you well.

## EXPERT HELP WHEN YOU NEED IT

For help in planning complicated systems or solving difficult wiring problems, a Graybar Inside Construction Specialist is available. His recommendations, supplementing the knowledge of your local Graybar Representative about materials and delivery, will help keep your projects moving "right on schedule".

## A single source for all your needs

Graybar distributes products made by more than 200 leading manufacturers — a total of over 100,000 carefully selected materials, supplies, equipment and tools for wiring, lighting, communication, power, and other electrical needs.

For any job — large or small, indoors or out — a single order to Graybar can cover all your requirements.

As you know, reconversion of essential industry is producing shortages of various types of electrical equipment. To make sure your jobs proceed as planned, place your orders as far ahead as possible — and always order from Graybar. For materials in short supply, Graybar will establish firm shipping dates to help you or your customers work out and stick to practical job timetables. Graybar

Electric Co., Inc., Executive offices: Graybar Building,  
New York 17, N. Y. 121-44

You get the best of  
everything electrical  
via **Graybar**

IN OVER 100 PRINCIPAL CITIES