

GraybaR

Condensed Catalog

**1956
SPRING
EDITION**

Everything
ELECTRICAL



KANSAS CITY 8,
MISSOURI
1644 Baltimore Ave.

WICHITA 1,
KANSAS
424 N. Rock Island St.

SPRINGFIELD
MISSOURI
524 St. Louis St.

GRAYBAR ELECTRIC COMPANY

INCORPORATED

MIDWESTERN DISTRICT

W. FRAZIER, District Manager

KANSAS CITY 8, MISSOURI

1644 Baltimore Ave.

Telephone — Baltimore 1-1644

F. M. SHOLDERS, District Sales Manager

J. R. ERNEST

District Operating Manager

E. D. LaPOINTE

Manager, Outside Construction Sales
and Power Apparatus Sales

D. L. PULLIAM

Manager, Inside Construction Sales

W. B. WHALEY

District Credit Manager

R. B. UHRIG

Manager, Communications and Electronic Sales

B. F. KINDELL

Manager, Lighting Sales

L. C. BRAY

Manager, Lamp Sales

WICHITA 1, KANSAS

424 N. Rock Island St.

Telephone — Amhurst 7-1364

J. L. BEVERS, Manager

M. O. McILVAIN, Operating Manager

SPRINGFIELD, MISSOURI

524 St. Louis St.

Telephone — 2-0587

R. L. SHUCK, Manager

R. K. CHARLES, Operating Manager

GENERAL INFORMATION

ALL PRICES SUBJECT TO CHANGE WITHOUT NOTICE

TERMS.—Terms are 30 days net. Cash discounts shown will be allowed if your remittance is received on or before the 10th of the month following date of invoice. All bills net thereafter.

TAXES.—Prices shown do not include any tax or other Government charge which now exists or may hereafter be imposed by Federal, State or Local Authority. Orders are only accepted with the understanding that Buyer agrees to pay or reimburse the Seller for any such tax or the prices herein shown may be increased to the extent of such tax.

NEW CUSTOMERS.—Unless well rated by commercial agencies new customers will

avoid delay in shipment of their first order due to credit investigation, by sending remittance with order, or permit us to make C.O.D. shipment.

Those wishing to establish credit relations should send references and brief statements of their financial condition.

SHIPMENTS.—Customers should give shipping directions with their orders, but if not given we will use our best judgment in making selections of route. As experienced packers are employed, we are not responsible for breakages after having obtained "in good order" receipt from the transportation company. Goods ordered to be shipped by mail will be sent only at purchaser's risk.

RETURNED GOODS.—To save transportation charges, and to facilitate handling of goods upon receipt, you are requested not to return goods without having obtained shipping instructions from us.

SHERARDIZED OR GALVANIZED CONDUIT



F. O. B. Kansas City

Size In.	Weight Per 100 Ft., Lbs.	Per 100 Feet.	
		Less 5000 Lbs.	5000 Lbs. to C/L
1/2	79	\$ 30.12	\$ 28.34
3/4	105	38.76	36.48
1	153	54.42	51.24
1 1/4	201	73.46	69.16
1 1/2	249	87.92	82.78
2	334	117.40	110.52
2 1/2	527	185.16	174.32
3	690	242.46	228.26
3 1/2	831	317.02	298.40
4	982	375.86	353.84
5	1344	601.44	565.90
6	1770	780.10	732.02

CONDUIT COUPLINGS




F. O. B. Kansas City

Size, In.	Galv. Less 100 Pieces Per 100 Pcs.	Over 100 Pieces Per 100 Pcs.
3/4	25.04	22.76
1	33.36	30.32
1 1/4	45.84	41.68
1 1/2	60.46	54.96
2	83.38	75.80
2 1/2	166.32	151.20
3	250.80	228.00
3 1/2	356.40	324.00
4	422.40	384.00
5	792.00	720.00
6	1055.96	959.98

THIN WALL CONDUIT



Size, In.	Weight Per 100 Ft., Lbs.	F. O. B. Kans. City 1000 Ft. & Over	
		Less than 1000 Ft. Per 100 Ft.	Per 100 Ft.
1/2	32	\$15.92	\$14.94
3/4	49	22.50	21.08
1	71	31.16	29.24
1 1/4	100	43.68	40.96
1 1/2	118	49.78	46.66
2	150	64.72	60.70



THIN WALL ELBOWS—GALVANIZED

F. O. B. Kansas City

Size, In.	Each
1	\$0.64
1 1/4	.95
1 1/2	1.24
2	2.25


CONDUIT ELBOWS



F. O. B. Kansas City

Size, In.	Galvanized Less 100 Pieces Per 100	Over 100 Pieces Per 100
3/4	80.04	72.76
1	120.04	109.12
1 1/4	165.40	150.36
1 1/2	232.08	210.98
2	373.44	339.50
2 1/2	666.94	606.30
3	1144.78	1040.70
3 1/2	2139.72	1945.20
4	2482.08	2256.44
5	6633.16	6030.16
6	8986.66	8169.70

ORANGEBURG STANDARD FIBRE CONDUIT



For use with concrete encasement Harrington (Sleeve) Joint. One coupling furnished with each length.

Size I. D., In.	Std. Length, Ft.	Conduit Lbs., Per 100 Ft.	Conduit Per 100 Ft.	Elbows and Bends Each
2	5	115	\$39.50	\$ 4.34
3	5	140	45.50	7.20
4	8	200	54.00	9.00
4 1/2	8	240	70.00	12.72
5	5	300	90.00	16.16

"ELECTRUNITE DEKORON-COATED" ELECTRICAL METALLIC TUBING



For use where corrosive atmospheres may attack wiring raceways.


Standard galvanized Thin Wall conduit with an 0.02" thick coating of black corrosion-resistant Polyethylene plastic coating applied to the outer surface by an extrusion process.

Furnished in 10' lengths.

Couplings not included.

Size, In.	100 Ft. Per 100 Ft.	1500 Ft. or More Per 100 Ft.
1/2	\$ 33.54	\$ 31.86
3/4	45.44	43.16
1	58.42	55.50
1 1/4	82.10	78.00
1 1/2	92.10	87.46
2	118.48	112.56

"SEALTITE" FLEXIBLE STEEL CONDUIT



The moisture and oil-proof jacket is extruded over the square-locked galvanized steel flexible conduit.

It is bendable to small radii.

"SEALTITE" CONDUIT

Size, In.	Less 100 Ft.	100 to 499 Ft.	500 to 999 Ft.
3/8	\$ 64.00 cft	\$ 60.00 cft	\$ 49.80 cft
1/2	79.00 cft	74.00 cft	57.00 cft
3/4	102.00 cft	96.00 cft	76.20 cft
1	150.00 cft	140.00 cft	114.20 cft
1 1/4	194.00 cft	182.00 cft	148.80 cft
1 1/2	296.00 cft	281.20 cft	211.40 cft
2	352.00 cft	334.40 cft	256.60 cft

Fittings shown on page 2.

NON-METALLIC FLEXIBLE CONDUIT



Size In.	Ft. in Coil	Per 100 Ft.		
		Less Coil	Coil	1000 Ft.
1/2	250	\$5.48	\$4.56	\$4.34
3/8	250			
1/2	250	\$ 6.54		\$ 5.94
3/4	250	10.34		9.40
1	200	13.80		12.54
1 1/2	200	18.08		16.44
2	150	21.70		19.70
3	100	33.70		

FLEXIBLE METALLIC CONDUIT



Size, In.	Feet in Coil	Weight, 100 Ft.	Full Coil, Per 100 Ft.	Full Coil, Per 100 Ft.	1000 Ft., Per 100 Ft.
5/16	250	15 lbs.	\$16.20	\$12.20	\$11.60
3/8	250	25 lbs.	20.00	15.00	14.40
1/2	100	47 lbs.	29.60	22.20	21.00
3/4	50	58 lbs.	37.40	28.20	26.80
1	50	102 lbs.	78.80	59.00	56.20
1 1/4	50	125 lbs.	98.00	73.60	70.00
1 1/2	25	162 lbs.	125.40	94.20	89.60
2	25	213 lbs.	160.60	120.60	114.80
2 1/2	25	263 lbs.	189.00	142.00	135.00
3	25	313 lbs.	248.00	186.00	177.00

All Items on This Page—Cash Discount 2% except Fibre Conduit—Net

ENTRANCE FITTINGS -- SEALTITE CONNECTORS

HEAVY WALL

SERVICE ENTRANCE FITTINGS

"CROUSE-HINDS"

1/2" to 2" Sizes—Form 8

Hoods removable for easy fishing or pulling wires.

Split composition covers with two holes and two knockouts.



Nos.	Size In.	K. O.	\$150.00 List Asst.		\$600.00 List Asst.	
			Each	Qty.	Each	Qty.
F186	1/2	6	\$0.90	6	\$0.84	\$0.72
F285	3/4	5	1.20	5	1.12	.96
F385	1	5	1.65	5	1.54	1.32
F487	1 1/4	7	2.18	7	2.03	1.74
F586	1 1/2	6	3.75	6	3.50	3.00
F686	2	6	7.65	6	7.14	6.12

2 1/2" to 6" Sizes—Form 6

Hoods removable for easy fishing or pulling wires.

Composition covers for 3-wire service.



Nos.	Size In.	\$150.00 List Asst.		\$600.00 List Asst.	
		Each	Qty.	Each	Qty.
F766	2 1/2	\$22.95	5	\$ 21.42	\$ 18.36
F866	3	33.38	5	31.15	26.70
F966	3 1/2	44.48	5	41.50	35.58
F1066	4	55.58	5	51.86	44.46
FO1163	4 1/2	5	116.76	100.08
FO1263	5	5	119.36	102.30
FO1463	6	5	124.54	106.74



"APPLETON"

Hoods removable for easy fishing or pulling wires.

Bake lite covers.

Nos.	Size In.	Carton		Std. Pkg.	
		Each	Qty.	Each	Qty.
F-50-4	1/2	\$1.25	10	\$0.98	50
F-75-5	3/4	1.58	5	1.24	50
F-100-5	1	2.20	5	1.73	25
F-125S-7	1 1/4	1	2.36	10
F-150-6	1 1/2	1	4.00	5
F-200-6	2	1	8.26	5

SERVICE ENTRANCE ELBOWS

(For Driven Ground)

Made especially for services that are grounded on the outside of buildings. The bottom hub is tapped for 1/2" conduit.



Nos.	Size In.	Carton		Std. Pkg.	
		Each	Qty.	Each	Qty.
11791	3/4 x 3/4 x 1/2	\$3.24	5	\$2.54	50
11792	1 x 1 x 1/2	4.74	5	3.70	50
11793	1 1/4 x 1 1/4 x 1/2	5.88	5	4.60	10

Nos.	Size In.	Carton		Std. Pkg.	
		Each	Qty.	Each	Qty.
LBC216	3/4 x 3/4 x 1/2	\$2.18	10	\$2.03	40
LBC316	1 x 1 x 1/2	3.22	5	3.00	20
LBC416	1 1/4 x 1 1/4 x 1/2	4.42	5	4.13	10

APPLETON "SLAY" WEATHERPROOF ENTRANCE ELBOWS

Furnished with blank cover and gasket.



Nos.	Size In.	Carton		Std. Pkg.	
		Each	Qty.	Each	Qty.
31790	1/2	\$1.62	5	\$1.28	50
31791	3/4	1.98	5	1.56	50
31792	1	3.04	5	2.38	25
31793	1 1/4	4.96	5	3.88	10

T & B ENTRANCE ELBOWS

With weather-proof cover, mounts close to wall.



Nos.	Size In.	Carton		Std. Pkg.	
		Each	Qty.	Each	Qty.
1490	1/2	\$1.72	5	\$1.34	50
1491	3/4	2.08	5	1.62	50
1492	1	3.10	5	2.42	25
1493	1 1/4	5.44	5	4.26	10
1494	1 1/2	1	6.76	5

SHORT END ELBOWS

Handy for use when necessary to terminate a conduit run in a sharp turn.



T&B Nos.	Appl. Nos.	Size In.	Carton		Std. Pkg.	
			Each	Qty.	Each	Qty.
460	7490	1/2	\$1.08	25	\$0.90	100
461	7491	3/4	1.62	25	1.28	100
462	7492	1	3.48	5	2.72	20
463	7493	1 1/4	5.24	5	4.10	20

SHORT ELBOWS



T&B Nos.	Appl. Nos.	Size In.	Carton		Std. Pkg.	
			Each	Qty.	Each	Qty.
4250	7495	1/2	\$0.88	25	\$0.68	100
4251	7496	3/4	1.02	25	.94	100
4252	7497	1	1.86	10	1.44	40

CAPPED "Y" ELBOWS

Right angle fittings with weatherproof cover.



T&B Nos.	CRH Nos.	Size In.	Carton		Std. Pkg.	
			Each	Qty.	Each	Qty.
1480	LBY1	1/2	\$1.28	50	\$1.02	50
1481	LBY2	3/4	1.56	50	1.24	50
1482	LBY3	1	2.22	25	1.78	25
1483	LBY4	1 1/4	6.12	10	4.90	10
1484	LBY5	1 1/2	9.00	5	7.20	5

THINWALL ENTRANCE FITTINGS



With Combination 2, 3 and 4 wire composition covers, removable heads.

Appl. Nos.	CRH Nos.	Size In.	Carton		Std. Pkg.	
			Each	Qty.	Each	Qty.
FT50	186MT	1/2	\$1.38	40	\$1.16	40
FT75	285MT	3/4	1.52	40	1.28	40
FT100	385MT	1	2.16	20	1.80	20
FT125	487MT	1 1/4	4.32	10	3.60	10

APPLETON ENTRANCE ELBOWS

TYPE "SLAY"

For Thin Wall Conduit

Mount close to wall. Has self-locking weather-proof cover.



Nos.	Size In.	Carton		Std. Pkg.	
		Each	Qty.	Each	Qty.
317T90	1/2	\$2.32	10	\$2.08	40
317T91	3/4	3.06	10	2.76	20
317T92	1	4.26	5	3.84	10
317T93	1 1/4	10

APPLETON SPECIAL ENTRANCE ELBOWS

TYPE "FEL"

For Thin Wall Conduit



Nos.	Size In.	Carton		Std. Pkg.	
		Each	Qty.	Each	Qty.
37T90	1/2	\$1.26	25	\$1.06	100
37T91	3/4	1.90	10	1.58	40
37T92	1	2.90	5	2.42	20
37T93	1 1/4	4.12	5	3.43	20

90° SHORT ELBOWS

For Thin Wall Conduit



T&B Nos.	Appl. Nos.	Size In.	Carton		Std. Pkg.	
			Each	Qty.	Each	Qty.
4230	73T90	1/2	\$1.12	25	\$0.86	50
4231	73T91	3/4	1.76	25	1.38	50
4232	73T92	1	2.66	5	2.08	25
4233	1 1/4	7.20	2	5.62	10
4234	1 1/2	10.30	2	8.00	10
4235	2	15.70	2	12.30	10

SEALTITE LIQUID-TIGHT CONNECTORS

For Use with Underwriters Approved Liquid-Tight Flexible Conduits



STRAIGHT CONNECTORS

45° ANGLE CONNECTORS

90° ANGLE CONNECTORS

T&B Nos.	Appleton Nos.	Size In.	Carton		Std. Pkg.	
			Each	Qty.	Each	Qty.
5231	ST38	3/8	\$0.86	100	\$0.70	100
5232	ST50	1/2	.86	100	.70	100
5233	ST75	3/4	1.24	50	1.00	50
5234	ST100	1	1.74	25	1.40	25
5235	ST125	1 1/4	3.00	25	2.40	25
5236	ST150	1 1/2	4.26	10	3.40	10
5237	ST200	2	7.88	5	6.30	5

T&B Nos.	Appleton Nos.	Size In.	Carton		Std. Pkg.	
			Each	Qty.	Each	Qty.
5241	ST4538	3/8	\$1.38	50	\$1.10	50
5242	ST4550	1/2	1.38	50	1.10	50
5243	ST4575	3/4	2.00	50	1.60	50
5244	ST45100	1	4.00	25	3.20	25
5245	ST45125	1 1/4	6.12	25	4.90	25
5246	ST45150	1 1/2	7.50	10	6.00	10
5247	ST45200	2	11.00	5	8.80	5

T&B Nos.	Appleton Nos.	Size In.	Carton		Std. Pkg.	
			Each	Qty.	Each	Qty.
5251	ST9038	3/8	\$1.38	50	\$1.10	50
5252	ST9050	1/2	1.38	50	1.10	50
5253	ST9075	3/4	2.00	50	1.60	50
5254	ST90100	1	4.00	25	3.20	25
5255	ST90125	1 1/4	6.12	25	4.90	25
5256	ST90150	1 1/2	7.50	10	6.00	10
5257	ST90200	2	11.00	5	8.80	5

Graybar

THINWALL COUPLINGS



RAIN TIGHT APPROVED



T&B Nos.	Appl. Nos.	Size In.	Each	Carton Qty.	Std. Pkg. Each
5120	95T050	1/2	\$0.34	500	\$0.28
5220	95T075	3/4	.46	250	.38
5320	95T100	1	.74	100	.60
5420	95T125	1 1/4	1.24	25	1.00
5520	95T150	1 1/2	1.80	10	1.44
5620	95T200	2	2.48	5	1.98

THINWALL BOX CONNECTORS



RAIN TIGHT APPROVED



T&B Nos.	Appl. Nos.	Size In.	Each	Carton Qty.	Std. Pkg. Each
5121	96T050	1/2	\$0.28	500	\$0.24
5221	96T075	3/4	.40	250	.32
5321	96T100	1	.62	100	.50
5421	96T125	1 1/4	1.14	25	.92
5521	96T150	1 1/2	1.68	10	1.34
5621	96T200	2	2.42	5	1.94

T & B NEW INSULATED THROAT THINWALL CONNECTORS



RAIN TIGHT APPROVED

Nos.	Size In.	Each	Carton Qty.	Std. Pkg. Each
5123	1/2	\$0.36	500	\$0.29
5223	3/4	.52	250	.42
5323	1	.80	100	.65
5423	1 1/4	1.44	25	1.16
5523	1 1/2	2.12	10	1.70
5623	2	3.18	5	2.54

T & B NON-WATERTIGHT THINWALL CONNECTORS-COUPLINGS



Nos.	Size In.	Each	Carton Qty.	Std. Pkg. Each
4270	1/2	\$0.40	50	\$0.31
4271	1/2	.34	50	.26

THINWALL T & B "SOCKS"



For Thin-Wall Conduit Sock or push on conduit.




COUPLINGS

Nos.	Size In.	Each	Carton Qty.	Std. Pkg. Each
5180	1/2	\$0.52	50	\$0.40
5280	3/4	.66	25	.52
5380	1	.92	25	.72

CONNECTORS

Nos.	Size In.	Each	Carton Qty.	Std. Pkg. Each
5181	1/2	\$0.25	200	\$0.20
5281	3/4	.34	100	.26
5381	1	.52	25	.40

BRIEGEL



FOR THIN WALL



Simply place the connector or coupling on the end of the conduit and make four indentations with the tube indenter. BM21-B-w/Liner.

B-M BOX CONNECTORS

Nos.	Size In.	Each	Carton Qty.	Std. Pkg. Each
BM21-B	1/2	\$0.18	50	\$0.16
BM22	3/4	.32	25	.28
BM23	1	.44	10	.38

B-M COUPLINGS

Nos.	Size In.	Each	Carton Qty.	Std. Pkg. Each
BM41	1/2	\$0.14	50	\$0.13
BM42	3/4	.20	25	.18
BM43	1	.32	10	.26



B-M TOOLS

Nos.	Description	Each
606	Indenter with jaws for 1/2" only	\$6.50
600	Indenter only for use with 1/2", 3/4", 1" jaws	9.50
6000	1/2" Indenter jaws only	Per Set 6.50
6001	3/4" Indenter jaws only	Per Set 6.50
6002	1" Indenter jaws only	Per Set 6.50
1000	Thin wall holder, 1/2" to 1"	4.50

NO-THREAD COUPLINGS AND CONNECTORS



COUPLINGS

T&B Nos.	Appl. Nos.	Size In.	Each	Carton Qty.	Std. Pkg. Each
8120	82N80	1/2	\$1.40	50	\$1.10
8220	82N81	3/4	2.08	25	1.62
8320	82N82	1	3.30	5	2.58
8420	82N83	1 1/4	5.00	5	3.90
8520	82N84	1 1/2	7.18	2	4.82
8620	82N96	2	...	1	11.10
8720	82N90	2 1/2	...	1	25.20
8820	82N91	3	...	1	33.80

BOX CONNECTORS

T&B Nos.	Appl. Nos.	Size In.	Each	Carton Qty.	Std. Pkg. Each
8121	80N95	1/2	\$0.92	25	\$0.72
8221	80N96	3/4	1.52	25	1.18
8321	80N97	1	2.02	5	1.58
8421	80N98	1 1/4	1.74	5	2.86
8521	80N99	1 1/2	5.06	2	3.96
8621	80N90	2	...	1	7.76
8721	80N91	2 1/2	...	1	20.20

ERICKSON COUPLINGS

For heavy wall conduit.



Nos.	Size In.	Each	Carton Qty.	Std. Pkg. Each
675	1/2	\$ 1.02	50	\$ 0.80
676	3/4	1.36	25	1.06
677	1	2.42	5	1.98
678	1 1/4	4.64	5	3.62
679	1 1/2	5.86	5	4.58
680	2	11.90	5	9.28
681	2 1/2	20.60	5	16.10
682	3	31.00	5	24.20
683	3 1/2	50.00	2	30.00
684	4	56.60	2	44.20
686	5	...	1	94.00

T & B COMBINATION COUPLINGS

To connect flexible metallic conduit to heavy wall rigid conduit.



Nos.	Size In.	Each	Carton Qty.	Std. Pkg. Each
440	1/2	\$1.07	10	\$0.84
441	3/4	1.44	10	1.12
442	1	2.04	5	1.60
443	1 1/4	3.52	5	2.76
444	1 1/2	5.16	5	4.02
445	2	7.36	5	5.76

DURO CONDUIT FITTINGS



Thinwall Connectors (Indenter type)



Heavy Wall Connectors (Offset Type)

Duro Nos.	Amadco Nos.	Size In.	Each	Carton Qty.	Std. Pkg. Each
M106-20	2A2	1/2	\$0.46	25	\$0.42
M106-21	2A3	3/4	.58	25	.54
M106-22	2A4	1	.72	25	.66

OFFSET TYPE

Duro Nos.	Amadco Nos.	Size In.	Each	Carton Qty.	Std. Pkg. Each
M109-20	3A2	1/2	\$0.58	25	\$0.52
M109-21	3A3	3/4	.80	25	.72
M109-22	3A4	1	1.06	25	.96

Duro Nos.	Amadco Nos.	Size In.	Each	Carton Qty.	Std. Pkg. Each
M47-20	4A2	1/2	\$0.54	25	\$0.48
M47-21	4A3	3/4	.72	25	.66
M47-22	4A4	1	.56	25	.96

All prices subject to change without notice.



NIPPLES

Nos.	Size In.	Each	Carton Qty.	Std. Pkg. Each
M40-20	1/2	\$0.48	25	\$0.44
M40-21	3/4	.60	25	.54
M40-22	1	.70	10	.64

NIPPLES

Nos.	Size In.	Each	Carton Qty.	Std. Pkg. Each
M45-20	1/2	\$0.44	25	\$0.40
M45-21	3/4	.66	25	.60
M45-22	1	.84	15	.78



GUTTER CONNECTOR

GUTTER CONN.

Nos.	Size In.	Each	Carton Qty.	Std. Pkg. Each
M45-20	1/2	\$0.44	25	\$0.40
M45-21	3/4	.66	25	.60
M45-22	1	.84	15	.78

All Items on This Page—Cash Discount 5%

Graybar

Graybar

HEAVY WALL FITTINGS



CONDUIT BUSHINGS (GALVANIZED)

Size In.	Less than	Carton	Each	Std. Pkg.	Each
1/2	\$ 0.10	100	\$ 0.08	2500	\$0.06
3/4	.16	100	.12	1000	.10
Size In.	Less	Carton	Each	Std. Pkg.	Each
1	\$ 0.24	50	\$ 0.18	500	\$0.14
1 1/4	.34	50	.26	200	.20
1 1/2	.40	50	.38	200	.26
2	.76	25	.60	100	.48
2 1/2	1.38	10	1.08	40	.86
3	1.72	10	1.36	40	1.08
3 1/2	3.46	5	2.70	20	2.16
4	5.12	5	3.22	20	2.58
5	8.60	2	6.72	10	5.38
6	15.50	2	12.10	10	9.68
3/8	.18	100	.14	2500	.10

T & B INSULATING BUSHINGS FOR STANDARD RIGID CONDUIT

Smooth, rounded throat protects cable. Made of tough cellulose acetate butyrate. Resists corrosive action. Vibration proof. Meet NEC Requirements.



Nos.	Size In.	Each	Qty.	Std. Pkg.	Each
222	1/2	\$0.06	100	100	\$0.04
223	3/4	.10	100	100	.06
224	1	.14	50	50	.12
225	1 1/4	.22	25	25	.16
226	1 1/2	.28	25	25	.22
227	2	.50	25	25	.40
228	2 1/2	.88	10	10	.70
229	3	.96	10	10	.76
231	4	1.42	5	5	1.14
233	5	1.56	1.24



CAPPED BUSHINGS

T&B Nos.	Appl. Nos.	Steel City Nos.	Size In.	Each	100 Each
1460	BUC50	115	1/2	\$0.14	\$0.12
1461	BUC75	116	3/4	.16	.14
				Each	50 Each
1462	BUC100	117	1	.24	.18



O. Z. INSULATED BUSHINGS

All-Bakelite Bushings They bounce when dropped—won't break even on concrete.

Nos.	Size In.	Each	Qty.	Carton	Each	Std. Pkg.	Each
A50	1/2	\$0.06	100	\$0.06	400	\$0.04	
A75	3/4	.12	100	.10	400	.06	
A100	1	.18	50	.14	200	.12	
A125	1 1/4	.20	25	.18	100	.16	
A150	1 1/2	.28	25	.24	100	.22	
A200	2	.52	20	.46	40	.42	



O. Z. INSULATED METALLIC BUSHINGS

Bakelite. Bushings locked into cadmium finished malleable iron casting.

Nos.	Size In.	Each	Qty.	Std. Pkg.	Each
B50	1/2	\$0.32	100	100	\$0.28
B75	3/4	.60	50	50	.54
B100	1	.90	25	25	.84
B125	1 1/4	1.20	20	20	1.08
B150	1 1/2	1.50	20	20	1.36
B200	2	2.10	10	10	1.90

St L 4

All Items on This Page—Cash Discount 5%

T & B INSULINER SLEEVES



Insulates and lines the end of the conduit and bushing mouth. Prevents cable insulation abrasion and shorts.

Nos.	Size In.	Each	Qty.	Carton	Each	Std. Pkg.	Each
422	1/2	\$0.26	25	\$0.20	50	\$0.16	
423	3/4	.38	25	.30	50	.24	
424	1	.44	25	.34	50	.28	
425	1 1/4	.56	20	.44	40	.36	
426	1 1/2	.64	20	.50	40	.40	

Available thru six inch.



CONDUIT PENNIES

Standard conduit bushings hold them snugly in place.

Nos.	Size, In.	Per 100
815	1/2	\$ 4.80
816	3/4	5.40
817	1	9.40
818	1 1/4	18.90
819	1 1/2	24.20
820	2	27.00



CONDUIT LOCKNUTS (GALVANIZED)

Size In.	Less than 100 Each	Carton	Each	Qty.	Std. Pkg.	Each
1/2	\$0.05	100	\$0.04	2500	\$0.03	
3/4	.07	100	.05	1000	.04	
Size In.	Less	Carton	Each	Qty.	Std. Pkg.	Each
1	\$0.12	50	\$0.10	500	\$0.06	
1 1/4	.16	50	.12	200	.08	
1 1/2	.18	50	.14	100	.11	
2	.32	25	.25	50	.20	
2 1/2	.68	10	.54	30	.43	
3	.86	5	.68	25	.54	
3 1/2	2.06	5	1.60	25	1.29	
4	2.58	5	2.02	25	1.60	
5	5.34	2	4.18	10	3.34	
6	9.48	2	7.40	10	5.92	



APPLETON THIN WALL CONDUIT ADAPTERS

Nos.	Size In.	Each	Qty.	Carton	Each	Std. Pkg.	Each
80T60	1/2	\$0.18	50	\$0.16	200	\$0.14	
80T60	3/4	.26	25	.22	100	.18	
80T62	1	.38	25	.34	50	.28	
80T63	1 1/4	.76	10	.68	20	.58	
80T64	1 1/2	.88	5	.78	20	.65	
80T65	2	1.68	5	1.40	

KNOCKOUT SEALS

Provides a neat method of sealing knockouts in cabinets, boxes, etc.



Nos.	Size K.O. Inch	Per 100
S-50	1/2	\$ 6.00
S-75	3/4	7.20
S-100	1	13.00
S-125	1 1/4	17.00
S-150	1 1/2	25.00
S-200	2	33.00



LONG NIPPLES

Pipe Size, In.	Length 4"	Length 6"	Length 8"	Pipe Size, In.	Length 4"	Length 6"	Length 8"
1/2	\$0.28	\$0.36	\$0.48	1 1/4	\$0.52	\$0.70	\$0.92
3/4	.34	.42	.52	1 1/2	.66	.86	1.24
1	.44	.52	.70	2	.86	1.24	1.58



T & B INSULATED CHASE NIPPLES INSULATED MALE BUSHING

Nos.	Size In.	Each	Qty.	Carton	Each	Std. Pkg.	Each
1942	1/2	\$0.44	25	\$0.34	100	\$0.28	
1943	3/4	.56	25	.42	100	.34	
1944	1	.68	25	.54	100	.42	
1945	1 1/4	1.20	10	.96	50	.76	
1946	1 1/2	1.55	10	1.20	50	.96	
1947	2	2.42	10	1.90	50	1.50	
1948	2 1/2	4.28	5	3.36	20	2.68	
1949	3	4.64	2	3.62	10	2.90	



T & B CHASE NIPPLES

Nos.	Size In.	Each	Qty.	Carton	Each	Std. Pkg.	Each
841	3/8	\$0.44	100	\$0.34	1000	\$0.28	
842	1/2	.17	100	.14	500	.12	
843	3/4	.24	100	.20	200	.16	
844	1	.42	25	.32	100	.26	
845	1 1/4	.64	25	.50	100	.40	
846	1 1/2	.86	10	.68	50	.56	
847	2	1.38	5	1.08	50	.86	



FEDERAL CLAMP BUSHINGS

Nos.	Knock-Outs In.	Size of Wire	Each	50 Each	250 Each
A1	3/8	10	\$0.18	\$0.16	\$0.14
A1 1/2	1/2	10	.20	.18	.14
A2	1/2	8	.20	.18	.14
A3	3/4	4	.23	.20	.18
A4	1	00	.32	.28	.24
A5	1 1/4	450000	.42	.36	.30
A6	2	1000000	.82	.70	.60

REDUCING WASHERS



To reduce the size of knockouts. Galvanized finish.

T&B Nos.	Appl. Nos.	Size In.	Each	Per 100
3701	7336	3/4 x 1/2	\$0.05	\$ 4.00
3704	7337	1 x 3/4	.08	7.00
3703	7338	1 x 1/2	.08	7.00
3708	7339	1 1/4 x 1	.14	11.30
3707	7340	1 1/4 x 3/4	.14	11.30
3706	7341	1 1/4 x 1/2	.17	13.30
3713	7342	1 1/2 x 1 1/4	.17	13.30
3712	7343	1 1/2 x 1	.17	13.30
3718	7346	2 x 1 1/2	.22	17.00
3717	7347	2 x 1 1/4	.22	17.00

CLOSE NIPPLES

Pipe Size, In.	Length, In.	Each
3/8	1	\$0.14
1/2	1 1/8	.16
3/4	1 3/8	.22
1	1 1/2	.30
1 1/4	1 5/8	.38
1 1/2	1 3/4	.48

SHORT NIPPLES

Pipe Size, In.	Length, In.	Each
3/8	1 1/2	\$0.16
1/2	1 1/2	.18
3/4	2	.22
1	2	.34
1 1/4	2 1/2	.46
1 1/2	2 1/2	.52

Graybar

Graybar

Graybar

Graybar

CONNECTOR CHART

FOR NON-METALLIC SHEATH CABLE

Size	Straight Squeeze	Straight Set Screw	K. O. Size
14-2	3302	2020	1/2
14-2	7316	3100	1/2
14-3	3302 or 3303	2020	1/2
14-3	7316	3100	1/2
12-2	3302	2020	1/2
12-2	7316	3100	1/2
12-3	3302 or 3312	2020	1/2
12-3	7316	3100	1/2
10-2	3302	2020	1/2
10-2	7316	7275	1/2
10-3	3303 or 3312	3/4
8-2	3303 or 3312	3/4
8-3	3304 or 3312	1
6-2	3304 or 3312	1
6-3	3304	1

FOR "BX" CABLE

Size	Straight Squeeze	Straight Set Screw	Angle Squeeze	K. O. Size
14-2	253	240	266	1/2
14-2	7315V	300	1/2
14-2	3301	7225V	1/2
14-3	253	240	266	1/2
14-3	7315V	300	1/2
14-3	3301	7275V	1/2
14-4	7315V	300	266	1/2
12-2	253	240	266	1/2
12-2	7315V	300	1/2
12-2	3301	7225V	1/2
12-3	253	240	266	1/2
12-3	3301	300	1/2
10-2	253	240	266	1/2
10-2	300	1/2
10-3	260 or 3312	301	266	1/2
8-2	254 or 3312	241	268	1/2
8-3	278	303	279	3/4
6-2	278	303	279	3/4
6-3	255	304	270	3/4
4-2	255	304	270	3/4
4-3	264	305	270	3/4

FOR "BXL" CABLE

Size	Straight Squeeze	Straight Set Screw	Angle Squeeze	K. O. Size
14-2	253	240	266	1/2
14-2	7315V	300	1/2
14-3	253	240	266	1/2
14-3	300	1/2
12-2	260 or 3312	301	266	1/2
12-2	7315V	300	1/2
12-3	260 or 3312	241	266	1/2
12-3	301	1/2
10-2	260 or 3312	301	266	1/2
10-3	254 or 3312	241	272	1/2
8-2	278 or 3312	254	268	1/2
8-3	278	279	3/4
6-2	255	270	3/4
6-3	255	270	3/4

FOR FLEXIBLE METALLIC CONDUIT

Size	Straight Squeeze	Straight Set Screw	Angle Squeeze	K. O. Size
3/8	253 or 252	240	266	1/2
1/2	7315V	300	1/2
5/8	253	240	266	1/2
3/4	7315V	300	1/2
1	254 or 3312	241	268	1/2
1 1/4	255	270	3/4
1 1/2	256	273	1
2	257	274	1 1/4
2 1/2	258	275	1 1/2
3	259	276	2
3 1/2	249	2 1/2
4	277	3

All Items on This Page—Cash Discount 5%

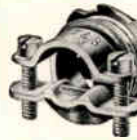
SHEATH CABLE "SNAP-IN" CONNECTORS



Pinch the sides, slip it in the knockout hole, insert the cable, turn down the screw, the clamp holds cable firmly.

For 14-2, 14-3, 12-2, 12-3 Sheath Cable.

No.	Size In.	Each	100 Each	1000 Each
2020	3/8	\$0.16	\$0.14	\$0.10



No. 3301 for 14-2 to 10-2 BX or 14-2 to 10-2 Sheath Cable. Nos. 3312 For 10-3 to 8-2 Sheathed 12-3 to 8-2 Sec. Cable. 6-2 to 6-3 also Flex. 1/2".

No.	Size In.	Each	100 Each	1000 Each
3301	3/8	\$0.22	\$0.16	\$0.14
3312	1/2	.52	.40	.32

For Non-Metallic Sheath Cable.

No.	K.O. In.	Wire Size	Each	100 Each	1000 Each
3302	1/2	14-2 to 10-2	\$0.22	\$0.17	\$0.14

No.	K.O.	Wire Size	Each	25 Each	100 Each
3303	3/4	10-3 & 8-2	\$0.64	\$0.50	\$0.40

No.	K.O.	Wire Size	Each	5 Each	25 Each
3304	1	6-2 & 4-2	\$0.90	\$0.70	\$0.56
3305	1 1/4	3-4 & 3-2	1.38	1.08	.86

BX CONNECTORS

SET SCREW CONNECTORS



No.	Size In.	Each	100 Each	1000 Each
240	3/8	\$0.18	\$0.14	\$0.10
241	1/2	.46	.36	.28

SQUEEZE CONNECTORS



No.	Size In.	Each	100 Each	500 Each
253	3/8	\$0.20	\$0.16	\$0.12
254	1/2	.52	.42	.32
255	3/4	.60	.48	.38

FLEXIBLE CONDUIT CONNECTORS

"TITE BITE"



"STRAIGHT" CONNECTORS

No.	Size In.	Each	100 Each	500 Each
300	3/8	\$0.22	\$0.16	\$0.14

No.	Size In.	Each	Qty.	Carton Each	Std. Pkg. Each
301	3/8A	\$ 0.52	50	\$ 0.42	100 \$ 0.32
302	1/2	.52	50	.42	100 .32
303	3/4S	.62	50	.48	100 .38
304	3/4	.62	25	.48	100 .38
306	1	1.00	10	.78	25 .62
308	1 1/4	1.62	5	1.28	10 1.02
310	1 1/2	2.94	5	2.30	10 1.84
312	2	4.08	5	3.38	10 2.70
314	2 1/2	9.36	2	5.76	5 4.60
316	3	9.92	2	7.76	5 6.20

INSULATED TITE-BITE STRAIGHT CONNECTORS

Cat. Nos.	Size In.	Each	Qty.	Carton Each	Std. Pkg. Each
3112	1/2	\$0.60	25	\$0.46	100 \$0.36
3115	3/4	.72	10	.56	50 .44
3117	1	1.14	5	.90	25 .72
3118	1 1/4	1.84	5	1.44	10 1.14
3119	1 1/2	3.20	5	2.50	10 2.00
3120	2	1	3.76	5 3.00
3121	2 1/2	1	6.26	5 5.00
3122	3	1	8.50	5 6.80

FLEXIBLE CONDUIT CONNECTORS



90° ANGLE Squeeze Type

No.	Size In.	Each	Qty.	Carton Each	Std. Pkg. Qty.	Each
266	3/8	\$0.56	50	\$0.44	100	\$0.36
272	3/8A	.96	25	.74	100	.60
268	1/2	.96	25	.74	100	.60
279	3/4S	1.36	25	1.06	50	.86
270	3/4	1.36	25	1.06	50	.86
273	1	2.24	10	1.74	25	1.40
274	1 1/4	4.16	5	3.26	10	2.60
275	1 1/2	7.20	5	5.62	10	4.50
276	2	9.44	2	7.38	5	5.90



90° ANGLE "TITE-BITE"

No.	Size In.	Each	Qty.	Carton Each	Std. Pkg. Each
321	3/8	\$ 0.58	50	\$ 0.46	\$ 0.38
322	3/8A	1.00	25	.78	.64
323	1/2	1.00	25	.78	.64
323V8	1/2	1.00	25	.78	.64
324	3/4S	1.44	25	1.12	.90
325	3/4	1.44	25	1.12	.90
326S	1 S	2.34	10	1.82	1.46
326	1	2.34	10	1.82	1.46
327	1 1/4	4.32	5	3.38	2.70
328	1 1/2	7.68	5	6.00	4.80
329	2	9.92	2	7.76	6.20
330	2 1/2	27.60	2	21.60	17.20
331	3	38.80	2	30.20	24.20

INSULATED TITE-BITE 90° ANGLE CONNECTORS

No.	Size In.	Each	Qty.	Carton Each	Std. Pkg. Each
3132	1/2	\$1.04	25	\$ 0.80	\$ 0.66
3135	3/4	1.48	10	1.16	.92
3137	1	2.44	5	1.90	1.52
3138	1 1/4	4.42	5	3.46	2.76
3139	1 1/2	7.68	5	6.00	4.80
3140	2	1	8.00	6.40
3141	2 1/2	1	22.80	18.20
3142	3	1	31.80	25.40

BOX CONNECTORS

NATIONAL'S 1/2" GREENFIELD CONNECTOR



This 1/2" Set Screw Connector is specially constructed for time-saving. Simply slip the 66 connector over the end of 1/2" Flex-steel and tighten the set screw with a screwdriver. A secure connection is assured.

No.	Each	50 Each	500 Each
66	\$0.12	\$0.10	\$0.08

St L 5

Graybar

Graybar

STRAPS AND HANGING DEVICES

THINWALL CONDUIT CLAMPS



1 HOLE, MALLEABLE IRON

Size In.	Each	Carton		Std. Pkg.	
		Qty.	Each	Qty.	Each
1/2	\$0.14	100	\$0.12	500	\$0.10
3/4	.18	50	.14	500	.12
1	.26	50	.22	100	.17
1 1/4	.44	25	.26	100	.28
1 1/2	.56	25	.44	50	.35
2	.98	10	.78	25	.63

HEAVY WALL CONDUIT STRAPS



2-HOLE, GALVANIZED

Size, In.		Price Per Lb.	
		1 to 10 Lbs.	10 Lbs.
1/4 (90),	3/8 (50)	\$0.68	\$0.62
1/2 (45),	3/4 (30)	.62	.56
1 (17),	1 1/4 (13)	.60	.54
1 1/2 (11),	2 (7)	.68	.62
2 1/2 (5),	3 (4)		

Figures shown in () is number per lb.

SHEATH CABLE STRAPS



No. 7146



No. 8067

Nos. 14-2 to 10-2

Nos.	Less than 200 Lbs. Per Cwt.		200 Lbs. or More Per Cwt.
	7146	8067	
	\$25.80	25.80	\$25.30
			25.30

JIFFY STEEL CLIPS



Nos.	Size In.		100	500
			Each	Each
125	1/4	BX	\$0.04	\$0.02
130	3/8	1/2 TW	.06	.04
140	1/2	Rigid	.06	.04
145	5/8	3/4 TW	.06	.04
150	3/4	Rigid	.08	.06
155	1	TW	.08	.06
160	1	Rigid	.10	.08
170	1 1/4	Rigid	.12	.10

HEAVY WALL CONDUIT CLAMPS



1 HOLE, MALLEABLE IRON

Size In.	Each	Carton		Std. Pkg.	
		Qty.	Each	Qty.	Each
1/2	\$0.14	100	\$0.10	500	\$0.09
3/4	.18	50	.14	500	.12
1	.26	50	.22	100	.16
1 1/4	.44	25	.36	100	.28
1 1/2	.56	25	.44	50	.34
2	.98	10	.68	25	.62
2 1/2	1.72	10	1.36	25	1.08
3	2.44	10	1.90	25	1.52
3 1/2	3.46	5	2.70	10	2.16
4	7.74	5	6.06	10	4.84



CABLE CLIPS

No. 91—For sheathed cable.
No. 90—For BX.

Nos.	Length In.	100	500	2500
		Per 100	Per 100	Per 100
91	1 1/8	\$0.65	\$0.50	\$0.40
90	1 3/8	.65	.50	.40

SNAP-ON-T. W. STRAPS



Heavy gauge steel, zinc coated. Big labor saver.

Nos.	Size In.	Each	100	500
			Each	Each
1701	1/2	\$0.08	\$0.06	\$0.04
1702	3/4	.10	.08	.06
1703	1	.12	.10	.08
1704	1 1/4	.16	.14	.10

CONDUIT CLAMP BACKS



(FOR THINWALL OR HEAVY WALL)

1-HOLE, MALLEABLE

By raising conduit from surface, prevents moisture accumulation. They allow conduit to enter threaded hubs or knockouts of boxes in a straight line.

Nos.	Size In.	Each	Std. Pkg.	
			Qty.	Each
27150	1/2	\$0.14	100	\$0.12
27151	3/4	.16	100	.14
27152	1	.26	100	.22
27153	1 1/4	.40	40	.32
27154	1 1/2	.50	40	.42
27155	2	.84	20	.66
27156	2 1/2	1.30	20	1.04
27157	3	2.08	20	1.66
27158	3 1/2	2.78	10	2.22
27159	4	2.92	10	2.34



ROMEX CLIPS

For 14-2, 12-2, 10-2, 14-3, 12-3 armored or non-metallic cable.

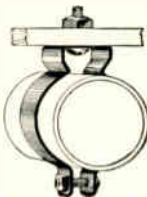
Nos.	1000	2500
	Per 1000	Per 1000
CF8066	\$9.90	\$9.50

THINWALL CONDUIT DRIVE-IT-STRAPS



Nos.	Size In.	100	1000
		Each	Each
333	1/2	\$0.06	\$0.04
334	3/4	.08	.06
335	1	.10	.08

MINERALLAC CONDUIT AND CABLE HANGERS



Nos.	Conduit		Opening		Each	Per 100
	Heavy Wall, In.	Thin Wall, In.	Min. In.	Max. In.		
0	1/2	1/2	5/8	2 1/32	\$0.10	\$ 9.00
1	3/4	3/4	1 1/16	1 1/16	.12	10.00
2	1	1	1 1/16	1 1/16	.14	13.30
3	1 1/4	1 1/2	1 1/2	1 1/16	.16	14.50
4	1 1/2	...	1 1/16	1 3/16	.20	17.90
5	2	...	2 1/8	2 1/32	.22	19.30
6	2 1/2	...	2 1/16	3	.24	21.40

Stove bolts not included.

INSULATOR SUPPORTS



Galvanized finish. Furnished with washers and cadmium-plated square head set screws.

Full-man Nos.	Steel City Nos.	Tapping	Each	Per 100
400	500	1/2—20	\$0.52	\$ 44.10
401	501	5/16—18	.80	67.70
402	502	3/8—16	1.28	107.50
403	503	1/2—13	1.96	164.00

WIRING NAILS



Size In.	100	1000
	Per 100	Per 100
1 1/2	\$0.50	\$0.40
5/8	.50	.40
3/4	.50	.40
7/8	.50	.40

INSULATED STAPLES



No.	100	1000	5000
	Per 100	Per 100	Per 100
No. 1—1/2"	\$0.40	\$0.32	\$0.26
No. 5—5/8"			
No. 3—3/4"			
No. 6—3/4"			

STRAP IRON

PERFORATED



For hanging conduit, pipe, etc. Size 3/4 x 1/8". Coil 10'.

Per ft \$0.08

100 ft. @ \$5.00

Graybar

STEEL WOOD SCREWS



Packed one gross to carton.

Size	Blued Per Gross	Size In.	Blued Per Gross	Size In.	Blued Per Gross
1/2x 6	\$0.88	3/4x 8	\$1.08	1 x10	\$1.48
3/4x 6	.94	1 x 8	1.24	1 1/4x10	1.64
1/2x 7	1.00	1 1/4x 8	1.38	1 1/2x10	1.80
3/4x 7	1.02	1 1/2x 8	1.52	2 x10	2.18
1 x 7	1.04	2 x 8	1.88	2 1/2x10	2.68
1 1/4x 7	1.18	2 1/2x 8	2.24	3/4x12	1.98
1 1/2x 7	1.44	3/4x10	1.34		

FLAT HEAD IRON SCREWS



Packed one gross in carton.

Size	Bright Per Gross	Size	Bright Per Gross	Size	Bright Per Gross
3/4x 4	\$0.90	1 1/4x 6	\$1.28	1 1/4x 8	\$1.38
1 x 4	1.02	1 1/2x 6	1.40	1 1/2x 8	1.52
1 1/2x 5	.84	3/4x 7	1.02	2 x 8	1.88
3/4x 5	.90	1 1/4x 7	1.30	3/4x10	1.34
1 x 5	1.02	1 1/2x 7	1.44	1 x10	1.48
1 1/2x 6	.88	3/4x 8	1.08	1 1/4x10	1.64
3/4x 6	.94	1 x 8	1.24	1 1/2x10	1.80
1 x 6	1.12				

ROUND HEAD STEEL STOVE BOLTS



Furnished with nuts, 100 in carton.

Size, In.	100 Per 100	1000 Per 100
3/16x 1/2	\$1.38	\$1.26
3/16x 3/4	1.50	1.36
3/16x1	1.60	1.46
3/16x1 1/4	1.76	1.60
3/16x1 1/2	1.90	1.72
3/16x2	2.38	2.16
1/4x 1/2	2.10	1.90
1/4x 3/4	2.22	2.02
1/4x1	2.38	2.16
1/4x1 1/4	2.58	2.34
1/4x1 1/2	2.82	2.56
1/4x2	3.30	3.00

Graybar

IRON MACHINE SCREWS



Round or Flat Head

Size In.	Per Gro.	10 Gro.	Size In.	Per Gro.	10 Gro.
5/32x 1/2	\$0.80	\$0.72	10/24x 1/2	\$1.12	\$1.02
3/32x1	1.04	.94	10/24x 3/4	1.28	1.16
5/32x1 1/2	1.48	1.34	10/24x1	1.46	1.32
3/16x2	1.78	1.62	10/24x1 1/4	1.70	1.54
5/32x 1/2	1.04	.94	10/24x1 1/2	1.92	1.74
3/16x 3/4	1.12	1.02	10/24x2	2.38	2.16
5/32x1	1.30	1.18	1/4x20x 3/4	2.02	1.82
3/16x1 1/4	1.54	1.40	1/4x20x1	2.30	2.08
5/32x1 1/2	1.72	1.56	1/4x20x1 1/4	2.60	2.36
3/16x2	2.08	1.89	1/4x20x1 1/2	2.90	2.64
			1/4x20x2	3.50	3.18

SHEET METAL SCREWS



Binding Head Type "P" Point Cadmium Plated

Size In.	Per Gross
3/8x 6	\$0.88
3/8x 8	1.14
3/4x10	1.44
1/2x12	1.82
1 x10	1.60
1 1/4x10	1.90
1 1/2x10	2.08

Graybar

HEXAGON STEEL MACHINE SCREW NUTS



Packed one gross in a carton.

Size, In.	Per Gross	10 Gro. Per Gro.
5/32	\$1.06	\$0.96
3/32	1.14	1.04
10/24	1.24	1.12
1/4-20	1.78	1.62

DIAMOND HAMMER



DRIVE ANCHORS

Holds a greater load when fastened to stone than a wood screw of same diameter screwed into wood.

No special skill or tools needed; just drill hole, place shield through the hardware and hammer nail in.

Nos.	Size Dia. x Length In.	Std. Pkg.	Per 100	
			Std. Pkg.	Less Std. Pkg.
4314	3/16x 7/8	100	\$ 8.80	\$ 8.00
4416	1/4x1	100	11.00	10.00
4520	5/16x1 1/4	100	15.40	14.00
4632	3/8x2	100	22.00	20.00
4836	1/2x2 1/4	25	33.00	30.00

Diamond Hammer Drive Anchors are packed with nails in same container.

TOGGLE BOLTS



For making attachments to hollow brick, tile or lath walls. Spring type complete with bolt.

Diam. and Lgth. Screw Inches	Std. Pkg.	Per 100	
		Less Than Std. Pkg.	Std. Pkg.
3/16x3	50	\$16.72	\$15.20
3/16x4	50	17.60	16.00
1/4x4	50	19.36	17.60
1/4x6	50	27.28	24.80

CALKING ANCHORS



Consists of a cone shaped nut set in a lead sleeve. For anchoring machine screws to either brick or concrete.

CALKING TOOL

One Calking Tool packed in each box of Anchors without extra charge. Additional tools at nominal charge.



Screw Size	Std. Pkg.	Per 100	
		Less Than Std. Pkg.	Std. Pkg.
5/32	100	\$ 9.50	\$ 8.64
3/32	100	10.30	9.36
10/24	100	11.88	10.80
12/24	100	15.04	13.68
1/4-20	100	17.42	15.84
5/16-18	50	23.76	21.60
3/8-16	50	31.68	28.80
1/2-13	50	41.18	37.44
5/8-11	50	79.20	72.00

Screws Not Included.

DIAMOND DRILL HOLDERS



Style A To Fit DI ◇ FORGE and "DIAMOND N" POINTS

Nos.	Each
745	\$3.27

STYLE "B" PLAIN



Nos.	Each
750	\$2.92

STYLE "C" RUBBER GRIP



Nos.	Each
755	\$5.84

DI ◇ FORGE DRILLS

Nos.	Diameter In.	Length Over-all In.	Depth Of Hole In.	Each
720-3	3/16	2 3/4	1 3/8	\$1.44
720-4	1/4	3 3/8	1 3/4	1.44
720-5	5/16	4 3/8	2 1/2	1.70
720-6	3/8	5 1/8	3	1.98
720-7	7/16	5 1/4	3 1/4	2.50
720-8	1/2	5 1/2	3 1/4	3.04
720-9	9/16	5 7/8	3 3/4	3.58
720-10	5/8	6 1/8	4	3.84

LAG SCREW EXPANSION SHIELD



Made of High Carbon Malleable Iron STYLE "P"—LONG

Nos.	Dia. of Lag In.	Length In.	Drill Size In.	No. Per Box	Per 100
†1104	1/4	1 1/2	1/2	100	\$ 16.80
†1105	5/16	1 3/4	5/16	100	20.16
†1106	3/8	2 3/4	3/8	50	28.00
1108	1/2	3 1/2	3/4	50	42.56
1110	5/8	3 1/2	7/8	25	50.40
1112	3/4	3 1/2	1 1/8	25	72.80
1114	7/8	5	1 3/8	25	106.40
1116	1	5	1 1/2	25	123.20
1120	1 1/4	8	1 7/8	20	280.00

†These sizes furnished in die cast only. ††Can be supplied in die cast as well as malleable.

Prices do not include the lag Screw.

CROUSE-HINDS FORM SEVEN CONDULETS

THREADED



Nos.	Each	Size In.	No.	Each
A17	\$ 1.40	1/2	B17	\$ 1.40
A27	1.60	3/4	B27	1.60
A37	2.20	1	B37	2.20
A47	3.60	1 1/4	B47	5.00
A57	5.00	1 1/2	B57	6.00
A67	9.00	2	B67	10.40
A77	18.00	2 1/2	B77	34.00
A87	22.00	3	B87	36.00



Nos.	Each	Size In.	No.	Each
C17	\$ 1.60	1/2	E17	\$ 1.40
C27	1.90	3/4	E27	1.60
C37	2.90	1	E37	2.20
C47	4.60	1 1/4	E47	3.40
C57	6.00	1 1/2	E57	4.80
C67	10.00	2	E67	8.80
C77	21.00	2 1/2	E77	18.00
C87	28.00	3	E87	22.00



Nos.	Each	Size In.	No.	Each
LB17	\$ 1.60	1/2	LL17	\$ 1.60
LB27	1.90	3/4	LL27	1.90
LB37	2.90	1	LL37	2.90
LB47	4.60	1 1/4	LL47	4.60
LB57	6.00	1 1/2	LL57	6.00
LB67	10.00	2	LL67	10.00
LB77	21.00	2 1/2	LL77	21.00
LB87	28.00	3	LL87	28.00
LB97	46.00	3	LL97	46.00
LB107	52.00	4	LL107	52.00



Nos.	Each	Size In.	No.	Each
LR17	\$ 1.60	1/2	LF17	\$ 1.80
LR27	1.90	3/4	LF27	2.20
LR37	2.90	1	LF37	3.00
LR47	4.60	1 1/4	LF47	6.40
LR57	6.00	1 1/2	LF57	8.80
LR67	10.00	2	LF67	12.60
LR77	21.00	2 1/2	LF77	24.00
LR87	28.00	3	LF87	30.00
LR97	46.00	3 1/2	LF97	50.00
LR107	52.00	4	LF107	56.00



Nos.	Each	Size In.	No.	Each
T17	\$ 2.00	1/2	TB17	\$ 2.20
T27	2.40	3/4	TB27	2.60
T37	3.60	1	TB37	3.80
T47	5.40	1 1/4	TB47	5.80
T57	7.20	1 1/2	TB57	7.60
T67	11.20	2	TB67	12.00
T77	22.00	2 1/2	TB77	24.00



Nos.	Each	Size In.	No.	Each
X17	\$ 2.60	1/2	L17	\$ 1.80
X27	3.20	3/4	L27	2.20
X37	4.40	1	L37	3.00

Type X available in larger sizes, but Form 8 listed on next page recommended.

*Type L has 2 cover openings; furnished with 1 steel cover; can be used as LL or LR.

St L 8

All Items on This Page—Cash Discount 2%.

ADDITIONAL DISCOUNTS

Less Than \$150.00 List.....25%
 \$150.00 to \$600.00 List.....30%
 \$600.00 List and Over.....40%
 All types may be assorted to obtain quantity discounts.

THREADLESS



Thin Wall	Thick Wall	Size In.	*Each	Thin Wall	Thick Wall
C17MT	C197	1/2	\$ 2.40	LB17MT	LB197
C27MT	C297	3/4	3.10	LB27MT	LB297
C37MT	C397	1	4.50	LB37MT	LB397
C47MT	C497	1 1/4	7.40	LB47MT	LB497
C57MT	C597	1 1/2	10.00	LB57MT	LB597
C67MT	C697	2	16.00	LB67MT	LB697

*Prices shown for thin wall. Thick wall upon request.



Thin Wall	Thick Wall	Size In.	*Each	Thin Wall	Thick Wall
LL17MT	LL197	1/2	\$ 2.40	LR17MT	LR197
LL27MT	LL297	3/4	3.10	LR27MT	LR297
LL37MT	LL397	1	4.50	LR37MT	LR397
LL47MT	LL497	1 1/4	7.40	LR47MT	LR497
LL57MT	LL597	1 1/2	10.00	LR57MT	LR597
LL67MT	LL697	2	16.00	LR67MT	LR697

*Prices shown for thin wall. Thick wall upon request.



Thin Wall	Thick Wall	Size In.	*Each
T17MT	T197	1/2	\$ 3.20
T27MT	T297	3/4	4.20
T37MT	T397	1	6.00
T47MT	T497	1 1/4	9.60
T57MT	T597	1 1/2	13.20
T67MT	T697	2	20.20
X17MT	X197	1/2	4.20
X27MT	X297	3/4	5.60
X37MT	X397	1	7.60
X47MT	X497	1 1/4	11.80
X57MT	X597	1 1/2	16.00
X67MT	X697	2	26.00

*Prices shown for thin wall. Thick wall upon request.

BLANK COVERS

Size In.	Steel		Feraloy		Composition	
	No.	Each	No.	Each	No.	Each
1/2	170	\$0.30	170f	\$0.70	1770	\$0.60
3/4	270	.40	270f	.90	2770	.80
1	370	.70	370f	1.40	3770	1.20
1 1/4	470	1.00	470f	2.00	4770	2.00
1 1/2	570	1.00	570f	2.00	5770	2.00
2	670	1.70	670f	2.80	6770	2.40
2 1/2, 3	870†	2.60	870f	3.40	8770	6.40
3 1/2, 4	970†	3.20	970f	5.00	9770	10.00

†Cast Aluminum.

WIRE HOLE COVERS

Size In.	Composition				Each
	No. 1-Hole	No. 2-Hole	No. 3-Hole	No. 4-Hole	
1/2	1773	1773	1773	1774	\$0.60
3/4	2773	2773	2773	2774	.80
1	3773	3773	3773	3774	1.20
1 1/4	4775	4775	4775	4775	1.60
1 1/2	*571	5775	5775	5775	1.60
2	6775	6775	6775	6775	2.40
2 1/2, 3	*871	*872	*873	*874	5.00
3 1/2, 4	*971	*972	*973	*974	8.00

*Porcelain covers. All other composition.

LAMP RECEPTACLES



660 Watt, 600 Volt



Nos.	Each	Size	Nos.	Each
1706	\$1.80	1/2	1726	\$2.00
2706	2.00	3/4	2726	2.20

ATTACHMENT PLUG RECEPTACLES



15 A., 125 V.—
10 A., 250 V. 2 Pole



Nos.	Each	Size In.	Nos.	Each
1705	\$2.40	1/2	1715	\$2.70
2705	2.80	3/4	2715	3.10

COMPOSITION DUPLEX RECEPTACLES



Parallel Slots



Double T Slots

Nos.	Each	Size In.	No.	Each
1748	\$2.40	1/2	1725	\$2.70
2748	2.80	3/4	2725	3.10

COMPOSITION DUPLEX 2W. 3P. RECEPTACLES



U-Shaped Grounding Contact

Nos.	Each	Size In.	Nos.	Each
1784	\$5.30	1/2	1788	\$5.30
2784	5.70	3/4	2788	5.70
3784	6.50	1	3788	6.50



TYPE LBD

Complete with cover. Allows straight pull in either direction.



Size In.	Nos.	Each	Size In.	Nos.	Each
1/2	LBD1100	\$2.60	1 1/4	LBD4400	\$13.00
3/4	LBD2200	3.20	1 1/2	LBD5500	23.00
1	LBD3300	4.80	2	LBD6600	25.00

*Available 1 1/4" through 6".



GASKETS

Size In.	Rubber No.	Vellumoid No.	Each	Neoprene No.	Each
1/2	Gask 571	Gask 771	\$0.40	Gask 571N	\$0.48
3/4	Gask 572	Gask 772	.40	Gask 572N	.48
1	Gask 573	Gask 773	.60	Gask 573N	.72
1 1/4	Gask 574	Gask 774	.80	Gask 574N	.92
1 1/2	Gask 575	Gask 775	.80	Gask 575N	.92
2	Gask 576	Gask 776	1.00	Gask 576N	1.16
2 1/2 or 3	Gask 578	Gask 778	1.60	Gask 578N	1.84
3 1/2 or 4	Gask 579	Gask 779	2.00	Gask 579N	2.32




CONDULET REDUCERS

Size In.	Nos.	Per 100
3/4—1/2	RE21	\$ 32.00
1 — 3/4	RE32	50.00
1 — 1/2	RE31	50.00
1 1/4—1	RE43	84.00
1 1/4—3/4	RE42	84.00
1 1/4—1 1/2	RE41	84.00
1 1/2—1 1/4	RE54	130.00
1 1/2—1	RE53	130.00
1 1/2—3/4	RE52	130.00
2 — 1 1/2	RE65	228.00
2 — 1 1/4	RE64	228.00

FORM EIGHT CONDULETS

Graybar



Size Comparison—2" Type C Condulets

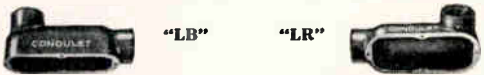
Form 8 Condulets (1 1/4" to 4") have wider and longer wiring chambers than the same size in the Form 7.



Size In.	Nos.	Each	Nos.	Each
1 1/4	C448	\$ 5.60	E448	\$ 4.60
1 1/2	C58	6.00	E58	4.80
2	C68	10.00	E68	8.80
2 1/2	C78	21.00	E78	18.00
3	C88	28.00	E88	22.00
3 1/2	C98	46.00	E98	32.00
4	C108	52.00	E108	38.00



Size In.	Nos.	Each	Nos.	Each
1 1/4	LL448	\$ 5.60	T448	\$ 6.60
1 1/2	LL58	6.00	T58	7.20
2	LL68	10.00	T68	11.20
2 1/2	LL78	21.00	T78	22.00
3	LL888	28.00	T88	32.00
3 1/2	LL98	46.00	T98	50.00
4	LL108	52.00	T108	56.00



Size In.	Nos.	Each	Nos.	Each
1 1/4	LB448	\$ 5.60	LR448	\$ 4.60
1 1/2	LB58	6.00	LR58	6.00
2	LB68	10.00	LR68	10.00
2 1/2	LB78	21.00	LR78	21.00
3	LB888	28.00	LR888	28.00
3 1/2	LB98	46.00	LR98	46.00
4	LB108	52.00	LR108	52.00



Size In.	Nos.	Each	Nos.	Each
1 1/4	TB448	\$ 5.80	X448	\$ 6.20
1 1/2	TB58	7.60	X58	8.00
2	TB68	12.00	X68	14.00
2 1/2	TB78	24.00	X78	26.00
3	TB88	34.00	X88	40.00
3 1/2	TB98	54.00	X98	58.00
4	TB108	58.00	X108	70.00

COVERS FOR FORM EIGHT CONDULETS

Size In.	Sheet Steel Nos.	Each	Cast Feralloy Nos.	Each
1 1/4	480	\$1.00	480F	\$2.00
1 1/2	580	1.00	580F	2.00
2	680	1.70	680F	2.80
2 1/2, 3	880	2.60	880F	3.40
3 1/2, 4	980	3.20	980F	5.00

COMPOSITION COVERS

Size In.	Blank Nos.	Each	2-5 Wire Nos.	Each
1 1/4	4875	\$4.00
1 1/2	5875	4.00
2	6875	4.80
2 1/2, 3	8875	6.40
3 1/2, 4	9875	10.00

GASKETS FOR FORM EIGHT

Size	Cork	Rubber	Vellumoid	Each
1 1/4	Gask 854R	Gask 854V	\$0.80
1 1/2	Gask 805C	Gask 805V	0.80
2	Gask 806C	Gask 806V	1.00
2 1/2, 3	Gask 808C	Gask 808V	1.60
3 1/2, 4	Gask 809C	Gask 809V	2.00

All Items on This Page—Cash Discount 2%

ADDITIONAL DISCOUNTS

Less Than \$150.00 List.....25%
 \$150.00 to \$600.00 List.....30%
 \$600.00 List and Over.....40%

All types may be assorted to obtain quantity discounts.

FS AND FD SINGLE GANG

THREADED



Size In.	Nos.	Each	Nos.	Each	Nos.	Each
1 1/2	FS1	\$2.90	FSC1	\$3.30	FSA1	\$2.90
3/4	FS2	3.10	FSC2	3.60	FSA2	3.10
1	FS3	3.40	FSC3	4.40	FSA3	3.40

For devices 2 1/2" deep or less.

Size In.	Nos.	Each	Nos.	Each	Nos.	Each
1 1/2	FD1	\$3.50	FDC1	\$3.90	FDA1	\$3.50
3/4	FD2	3.70	FDC2	4.20	FDA2	3.70
1	FD3	4.00	FDC3	5.00	FDA3	4.00

FSS AND FSCC SINGLE GANG

THREADED

Size In.	Nos.	Each	Nos.	Each
1 1/2	FSS1	\$3.30	FSCC1	\$4.00
3/4	FSS2	3.60	FSCC2	5.30

SINGLE GANG COVERS

No.	Surface Type		Material	Each
	Style	Style		
DS32	Toggle Switch	Sheet Steel		\$0.60
DS32g	Toggle Switch	Cast Feraloy		1.40
DS21	Single Receptacle	Sheet Steel		.60
DS10g	Single Receptacle	Cast* Feraloy		5.00
DS70g	Duplex Receptacle	Cast* Feraloy		6.00
DS23	Duplex Receptacle	Sheet Steel		.60
DS100	Blank	Sheet Steel		.40
DS100g	Blank	Cast* Feraloy		1.00

*With Gasket.

VAPORTIGHT COVERS

Rocker Type		Plunger Type	
Nos.	Switch	No.	Switch
DS108	Push	DS128	Toggle
DS181	Toggle		

ATTACHMENT PLUG RECEPTACLES

		With Threaded Cap		
No.	Description	No.	Description	Each
15-A., 125-V	DS81	DS81	{ Double T Slot 2-Wire, 2-Pole }	\$8.60
10-A., 250-V.	DS82			
	DS90		3-Wire, 3-Pole	12.60

RECEPTACLES*

Spring Door Weatherproof		30-A. 250-V.		Threaded Cap Vaportight	
Pole	Nos.	Each	Nos.	Each	Each
2	BRD6302	\$16.80	BRD8302	\$15.00	
2	BRD6303	19.60	BRD8303	18.80	

*Take BP plugs listed on page 11.

FS 2-GANG CONDULETS

Size In.	Nos.	Each	Nos.	Each
1 1/2	FS12	\$5.30	FSC12	\$5.70
3/4	FS22	5.50	FSC22	6.00
1	FS32	5.80	FSC32	6.80

COVERS FOR 2-GANG FS

No.	Style	Material	Each
S322	Double Toggle Switch	Sheet Steel	\$1.20
S32232	Toggle and Duplex Receptacle	Sheet Steel	2.00

VAPORTIGHT COVERS

No.	Style	Material	Each
DS1082	Double Push Button	Cast Feraloy	\$12.00
DS1812	Double Toggle	Cast Feraloy	12.00

FS 3-GANG CONDULETS

No.	Each	Size	No.	Each
FS23	\$8.00	3/4	FSC23	\$8.50
FS33	8.30	1	FSC33	8.80

COVERS FOR 3-GANG FS

No.	Style	Material	Each
S323	Tumbler	Sheet Steel	\$1.00
SS323	Flush Switches	Sheet Steel	1.80

VAPORTIGHT COVERS

No.	Style	Material	Each
DS1283	Plunger Type	Cast Feraloy	\$17.00

CGB CONNECTORS

Rubber bushing. Watertight. For connecting round cable.

Size Hub	Cable Size	No.	Each
CGB192	1/2	.125 to .250	\$2.00
CGB193	1/2	.250 to .375	2.00
CGB194	1/2	.375 to .500	2.00
CGB294	3/4	.375 to .500	2.00
CGB295	3/4	.500 to .625	2.00
CGB395	1	.500 to .625	4.00

VAPORTIGHT LIGHTING FIXTURES

Screw Guard Type

Size Type V	Watts	With Globe and Guard		Without Globe and Guard	
		Nos.	Each	Type V Nos.	Each
1/2"	100	V1759	\$18.00	V175	\$7.60
3/4"	100	V2759	18.20	V275	7.80
1"	200	V12009	21.60	V1200	9.40
1 1/2"	200	V22009	21.80	V2200	9.60

Size Type VDA	Watts	Type VDA	
		Nos.	Each
1/2"	100	VDA1759	\$18.00
3/4"	100	VDA2759	18.20
1"	200	VDA12009	21.60
1 1/2"	200	VDA22009	21.80

Size Type VC	Watts	Type VC	
		Nos.	Each
1/2"	100	VC1759	\$18.40
3/4"	100	VC2759	18.80
1"	200	VC12009	22.00
1 1/2"	200	VC22009	22.40

VAPOR-TIGHT CONDULETS (UNIVERSAL TYPE)

Supplied with 5 flush hubs, 4 around sides, one in top furnished with 4 flush plugs.

Screw Guard

Nos.	Watts	Size In.	Each
VXHA1199	100	1/2"	\$20.40
VXHA2199	100	3/4"	21.20
VXHA1299	200	1/2"	28.80
VXHA2299	200	3/4"	24.60

ARB LIGHTING FIXTURES

For 3 1/4" or 4" outlet boxes. With—Globe and Guard—Without.

Watts	Nos.	Each	Nos.	Each
100	ARB31	\$18.20	ARB32	\$7.80
200	ARB33	20.40	ARB34	8.20

ACCESSORIES AND PARTS

100 Watt 200 Watt

Straight Side Globes

Description	Nos.	Each	Nos.	Each
Clear	V75	\$3.20	V200	\$3.20
Pyrex	V63	5.00	V93	8.00
Ruby	VN75	6.80	V0205	9.40

Pear-Shaped Globes

Clear	V105	3.20	V205	3.20
-------	------	------	------	------

Guards for Straight Globes

Cast	V911	7.20	V912	9.00
------	------	------	------	------

Guards for Pear-Shaped Globes

Steel	V946	12.00	V947	14.00
-------	------	-------	------	-------

Reflector Holders

Cast	V623	2.00	V624	2.60
------	------	------	------	------

Porcelain Reflectors

Dome		Shallow Bowl		30° Angle		
Watts	Nos.	Each	Nos.	Each	Nos.	
100	SH27	\$11.00	SH57	\$ 9.00	SH67	\$ 8.00
200	SH29	15.00	SH59	13.00	SH68	14.00

Fixtures can be furnished with any combination of globes, guards, or reflectors shown above. Reflector holder is not required when guard is used.

RS JUNCTION BOXES

Furnished with top cover and all necessary screws and gaskets. Take detachable hub plates listed below.

Inside Dimensions	Nos.	Each
8 1/2 x 8 1/2 x 4	RS1	\$37.00
8 1/2 x 4 1/2 x 4	RSM1	31.40
4 1/2 x 4 1/2 x 4	RSS1	27.00

St L 10

All Items on This Page—Cash Discount 2%

ADDITIONAL DISCOUNTS

Less Than \$150.00 List.....25%
 \$150.00 to \$600.00 List.....30%
 \$600.00 List and Over.....40%

All types may be assorted to obtain quantity discounts.

FIXTURE HANGERS

Ball Type



Type ALA Type ALC Type UNJ
 Strong, inexpensive, flexible fixture support. Types ALA and ALC replace box and aligner cover. UNJ screws into conduit hub.

Fix- Con- duit Stem	Nos.	Each	Nos.	Each	Nos.	Each
1/2"	ALA1	\$4.00	ALC1	\$3.00	UNJ1	\$3.60
3/4"	ALA21	4.40	ALC21	3.40	UNJ21	4.20
1"	ALA22	4.80	ALC22	3.80	UNJ2	4.20

THREADED HUB PLATES



For 8 1/2 x 4" Sides of RS and RSM

Size	Nos.	Each	Nos.	Each	Nos.	Each
1/2"	RSP1	\$4.00	RSP11	\$4.40	RSP111	\$4.80
3/4"	RSP2	4.20	RSP22	4.80	RSP222	5.40
1"	RSP3	4.40	RSP33	5.20	RSP333	6.00
1 1/4"	RSP4	4.60	RSP44	5.60	RSP444	6.60
1 1/2"	RSP5	4.80	RSP55	6.20	RSP555	7.60
2"	RSP6	5.00	RSP66	7.00		

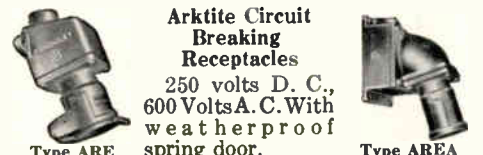
Blank plate without hubs RSP0 3.80

For 4 1/2 x 4" Sides of RSM and RSS

Size	Nos.	Each	Nos.	Each
1/2"	RSMP1	\$2.00	RSMP11	\$2.40
3/4"	RSMP2	2.20	RSMP22	6.80
1"	RSMP3	2.40		
1 1/4"	RSMP4	2.60		
1 1/2"	RSMP5	2.80		
2"	RSMP6	3.00		

Blank plate without hubs RSMP0 1.80

PLUGS AND RECEPTACLES



250 volts D. C.,
 600 Volts A. C. With
 weatherproof
 spring door.

Amp.	Wire	Pole	Size	Complete Nos.	Each	Recep. Only	Body Only
20	2	2	1/2"	ARE2211	\$25.80	AR221	ARE13
30	2	3	1"	ARE3323	35.80	AR332	ARE33
30	3	3	1"	ARE3313	31.80	AR331	ARE33
30	3	4	1"	ARE423	39.00	AR342	ARE33
30	4	4	1"	ARE413	35.00	AR341	ARE33
60	2	3	1 1/4"	ARE6324	56.00	AR632	ARE46
60	3	3	1 1/4"	ARE6314	51.00	AR631	ARE46
60	3	4	1 1/4"	ARE6424	64.00	AR642	ARE46
100	2	3	1 1/2"	AREA10324	93.00	AR1032	AJ47
100	2	3	1 1/2"	AREA10325	93.20	AR1032	AJ57
100	3	3	1 1/2"	AREA10315	87.20	AR1031	AJ57
100	3	4	1 1/2"	AREA10425	101.20	AR1042	AJ57
100	4	4	1 1/2"	AREA10415	95.20	AR1041	AJ57

ARKTITE PLUGS


With Rubber Cable Grip

Amp.	Wire	Pole	Cable Size	Nos.	Each
20	2	2	.250 to .500	APJ2251	\$22.00
30	2	3	.500 to .850	APJ3363	31.20
30	3	3	.500 to .875	APJ3353	27.20
30	3	4	.500 to .875	APJ3463	34.40
30	4	4	.500 to .875	APJ3453	30.40
60	2	2	.875 to 1.375	APJ6255	35.00
60	2	3	.875 to 1.375	APJ6365	43.00
60	3	3	.875 to 1.375	APJ6355	38.00
60	3	4	.500 to .875	APJ6463	47.00
100	2	3	.875 to 1.375	APJ10365	66.00
100	3	3	.875 to 1.375	APJ10355	60.00
100	3	4	.875 to 1.375	APJ10465	74.00
100	4	4	.875 to 1.375	APJ10455	68.00

EXPLOSION-PROOF AND DUST-TIGHT CPS SERIES



THREADED HUB COVER			WITH BLANK COVER		
Nos.	Cov. Hub	Each	Body Hub	Nos.	Each
CPS10181	1/2"	\$5.60	1/2"	CPS10185	\$5.00
CPS20181	1/2"	5.80	3/4"	CPS20185	5.20
CPS20182	3/4"	6.00	3/4"		




THREADED HUB COVER			WITH BLANK COVER		
Nos.	Cov. Hub	Each	Body Hub	Nos.	Each
CPS11181	1/2"	\$6.00	1/2"	CPS11185	\$5.40
CPS21181	1/2"	6.40	3/4"	CPS21185	5.80
CPS21182	3/4"	6.60	3/4"		



THREADED HUB COVER			WITH BLANK COVER		
Nos.	Cov. Hub	Each	Body Hub	Nos.	Each
CPS12181	1/2"	\$6.00	1/2"	CPS12185	\$5.40
CPS22181	1/2"	6.40	3/4"	CPS22185	5.80
CPS22182	3/4"	6.60	3/4"		



THREADED HUB COVER			WITH BLANK COVER		
Nos.	Cov. Hub	Each	Body Hub	Nos.	Each
CPS13181	1/2"	\$6.40	1/2"	CPS13185	\$5.80
CPS23181	1/2"	7.00	3/4"	CPS23185	6.40
CPS23182	3/4"	7.20	3/4"		



THREADED HUB COVER			WITH BLANK COVER		
Nos.	Cov. Hub	Each	Body Hub	Nos.	Each
CPS14181	1/2"	\$6.80	1/2"	CPS14185	\$6.20
CPS24181	1/2"	7.60	3/4"	CPS24185	7.00

ECH AND ECK FLEXIBLE COUPLINGS



Two Male Nipples

Size In.	Nos.	Each	Overall Flexible Lgth.		Nos.	Each
			In.	In. Size		
1/2"	ECH14	\$19.00	7	4 3/4"	ECH24	\$22.80
1/2"	ECH16	21.00	9	6 3/4"	ECH26	21.56
1/2"	ECH18	23.00	11	8 3/4"	ECH28	28.40
1/2"	ECH110	25.00	13	10 3/4"	ECH210	31.20
1/2"	ECH112	27.00	15	12 3/4"	ECH212	34.00

Other sizes, lengths, and connectors available on request.



One Female Union One Male Nipple

Size In.	Nos.	Each	Overall Flexible Lgth.		Nos.	Each
			In.	In. Size		
1/2"	ECK14	\$20.60	7 3/4"	4 3/4"	ECK24	\$24.40
1/2"	ECK16	22.60	9 3/4"	6 3/4"	ECK26	27.20
1/2"	ECK18	24.60	11 3/4"	8 3/4"	ECK28	30.00
1/2"	ECK110	26.60	13 3/4"	10 3/4"	ECK210	32.80
1/2"	ECK112	28.60	15 3/4"	12 3/4"	ECK212	35.60

Other sizes, lengths, and connectors available on request.

Graybar

GUA JUNCTION CONDULETS

With Screw Covers and Threaded Hubs

Nos.	Size, In.	Dia. of Cover Opening, In.	Body Depth, In.	Each
GUAC14	1/2	2	1 3/4	\$ 6.20
GUAC24	3/4	2	1 15/16	6.60
GUAC16	1/2	3	1 15/16	7.60
GUAC26	3/4	3	1 15/16	8.00
GUAC36	1	3	2 1/4	8.40
GUAC47	1 1/4	3 5/8	2 5/8	13.60
GUAC59	1 1/2	5	3 3/4	28.40

GUAB14	1/2	2	1 3/4	\$ 6.20
GUAB24	3/4	2	1 15/16	6.60
GUAB16	1/2	3	1 15/16	7.60
GUAB26	3/4	3	1 15/16	8.00
GUAB36	1	3	2 3/8	8.40
GUAB47	1 1/4	3 5/8	2 3/4	13.60
GUAB59	1 1/2	5	3 3/4	28.40

GUAL14	1/2	2	1 3/4	\$ 6.20
GUAL16	1/2	3	2 15/16	7.60
GUAL24	3/4	2	1 15/16	6.60
GUAL26	3/4	3	2 1/4	8.00
GUAL36	1	3	2 1/4	8.40
GUAL47	1 1/4	3 5/8	2 5/8	13.60
GUAL59	1 1/2	5	3 3/4	28.40

GUAT14	1/2	2	1 3/4	\$ 6.60
GUAT24	3/4	2	1 15/16	7.20
GUAT16	1/2	3	1 15/16	8.00
GUAT26	3/4	3	1 15/16	8.60
GUAT36	1	3	2 3/8	9.00
GUAT37	1	3 5/8	2 1/4	14.00
GUAT49	1 1/4	5	2 5/8	29.00
GUAT59	1 1/2	5	3 3/4	29.80

GUAX14	1/2	2	1 3/4	\$ 7.00
GUAX24	3/4	2	1 15/16	7.80
GUAX16	1/2	3	1 15/16	8.40
GUAX26	3/4	3	1 15/16	9.20
GUAX36	1	3	2 3/8	9.80
GUAX37	1	3 5/8	2 1/4	14.80
GUAX49	1 1/4	5	2 5/8	30.00
GUAX59	1 1/2	5	3 3/4	30.80

SPECIAL COVERS*



Surface



Sealing

Dia. Cover	Nos.	Each	Nos.	Each
2	GUA04	\$2.60	GUA041	\$3.20
3	GUA06	3.00	GUA062	4.00
3 5/8	GUA07	4.40	GUA072	5.20



1/2" Nipple



Union Hub

Cover Dia.	Fixture Stem In.	Nos.	Each	Nos.	Each
2	1/2	GUA0471	\$4.80	\$.....
3	1/2	GUA0671	6.20	GUA0686	11.00
3	3/4	GUA0672	GUA0687	11.00

*Condulets are furnished with surface covers. If other covers are desired, add the difference in price.

UNIVERSAL JUNCTION BOXES

3/4" Hubs. 3 5/8" Dia. Cover
6 Hubs (2 in each end—1 in each side).

Nos.	Each
GUP215	\$10.40
10 Hubs (2 in each end—1 in each side). (4 in back.)	
Nos.	Each
GUP214	\$11.60

All Items on This Page—Cash Discount 2%

ADDITIONAL DISCOUNTS
Less Than \$150.00 List.....25%
\$150.00 to \$600.00 List.....30%
\$600.00 List and Over.....40%
All types may be assorted to obtain quantity discounts.

GUA JUNCTION CONDULETS

With Union Hubs and Nuts and Sleeves

Nos.	Hub Sizes A B C D E	Each
GUAG6665	1/2 1/2 1/2	\$14.00
GUAG7775	3/4 3/4 3/4	14.00
GUAG6775	1/2 3/4 3/4	14.00
GUAG7665	3/4 1/2 1/2	14.00
GUAG6765	1/2 3/4 1/2	14.00
GUAG706	Without Nuts and Sleeves	11.00

GUAH66665	1/2 1/2 1/2 1/2	\$15.80
GUAH77775	3/4 3/4 3/4 3/4	15.80
GUAH66775	1/2 3/4 3/4 3/4	15.80
GUAH6765	1/2 3/4 1/2 1/2	15.80
GUAH706	Without Nuts and Sleeves	11.80

GUAP666765	1/2 1/2 1/2 3/4 1/2	\$17.60
GUAP666865	1/2 1/2 1/2 1 1/2	17.60
GUAP667775	1/2 1/2 3/4 3/4 3/4	17.60
GUAP667875	1/2 1/2 3/4 1 3/4	17.60
GUAP777775	3/4 3/4 3/4 3/4 3/4	17.60
GUAP777875	3/4 3/4 3/4 1 3/4	19.80
GUAP706	Without Nuts and Sleeves	12.60

GUA NUTS AND SLEEVES

For All Hubs 3/4" Max.			For "D" Hub GUAP		
Conduit Size	Nos.	Each	Nos.	Each	
1/2	GUH215	\$1.00	GUH315	\$1.40	
3/4	GUH25	1.00	GUH325	1.40	
1	GUH35	1.40	
Blank Cap	GUH20	.60	GUH30	.80	

CONDULET UNIONS

Size, In.	Nos.	Each	Nos.	Each
1/2	UNY105	\$ 2.00	UNF105	\$ 1.80
3/4	UNY205	2.90	UNF205	2.50
1	UNY305	5.00	UNF305	4.60
1 1/4	UNY405	7.80	UNF405	7.00
1 1/2	UNY505	10.00	UNF505	9.10
2	UNY605	12.80	UNF605	11.90
2 1/2	UNY705	20.20	UNF705	16.40
3	UNY805	27.50	UNF805	23.70
3 1/2	UNY905	44.80	UNF905	37.50
4	UNY1005	51.20	UNF1005	43.90

CLOSE-UP PLUGS

For closing unused hubs. Have recessed heads.

Nos.	Size In.	Each	Nos.	Size In.	Each
PLG1	1/2	\$0.32	PLG4	1 1/4	\$0.60
PLG2	3/4	.40	PLG5	1 1/2	.80
PLG3	1	.48	PLG6	2	1.52



SEALING FITTINGS

With Female Hub Top and Bottom With Nipple for Converting Either End to Male Thread

Size In.	For Vertical Runs of Conduit		For Vertical or Horizontal Runs of Conduit	
	Nos.	Each	Nos.	Each
1/2	EYS-16	\$2.60	EZS-16	\$4.60
3/4	EYS-26	3.20	EZS-26	5.80
1	EYS-36	4.20	EZS-36	7.40
1 1/4	EYS-46	5.20	EZS-46	9.40
1 1/2	EYS-56	7.80	EZS-56	14.00
2	EYS-66	10.20	EZS-66	18.40
2 1/2	EYS-76	16.00	EZS-76	29.60
3	EYS-86	20.00	EZS-86	42.80



SEALING COMPOUND AND FIBER

1-lb. can with 3/4 oz. of fiber.
No. Chico A4..... Each \$4.00
1-lb. can without fiber
No. Chico A3..... Each \$2.60

DRAIN AND BREATHER VALVES



Water Only

Also available for use as water drain under oil. Manual operation.



Air Only

Water Only Size Pipe Thread	Nos.	Each	Nos.	Each
1/4	ECD281	\$6.60	ECD283	\$6.60
3/8	ECD381	6.60	ECD383	6.60
1/2	ECD11	6.60	ECD13	6.60



CONDULET ELBOWS

Male Nos.	Male and Female	Size, In.	Dimen. "A", In.	Each
EL-195	EL-196	1/2	1 1/2	\$2.40
EL-295	EL-296	3/4	1 5/8	2.80
EL-395	EL-396	1	1 7/8	3.40
EL-495	EL-496	1 1/4	2 1/8	4.00
	Female			
	EL-19	1/2	1 1/16	\$1.00
	EL-29	3/4	1 3/16	1.40
	EL-39	1	1 5/16	1.80
	EL-49	1 1/4	2 1/16	3.00



TUMBLER SWITCH CONDULETS

Dead End Thru-Feed

Size In.	Switch	Nos.	Each	Nos.	Each
1/2	1-Pole	EFS1129	\$21.80	EFSC1129	\$22.20
3/4	1-Pole	EFS2129	22.00	EFSC2129	22.60
1	2-Pole	EFS118	22.20	EFSC118	22.60
3/4	2-Pole	EFS218	22.40	EFSC218	23.00
15A., 125-V.—10A., 250-V.					
1/2	3-Way	EFS1130	\$23.40	EFSC1130	\$23.80
3/4	3-Way	EFS2130	23.60	EFSC2130	24.20



GUSC TUMBLER SWITCH CONDULETS

Rating—30 Amp., 250-V. 2 H.P. 115-220-V. A.C. 1 H.P., 460-V. A.C.

Size In.	Switch	Nos.	Each
3/4	2-Pole	GUSC2052-AH	\$32.40
Rating—30 Amp., 250-V. 20 Amp., 600-V. 2 H.P., 115-575 V. A.C.			
3/4	3-Pole	GUSC2013-AH	\$43.80

Graybar

Graybar



**COMBINATION LINE
STARTER WITH
CIRCUIT BREAKER
NEMA Types VII and IX**

Provides motor circuit disconnect with overload and short circuit protection plus overload and undervoltage protection and remote control of the motor. More convenient and less costly than using separate enclosures for breaker and starter.

**EPC Combination Starters & Breakers
220 Volt - Three Phase**

Nos.	Starter Size	H.P.	Each
EPC10148-DT15-D623	0	2	\$ 495.00
EPC10148-DT30-D623	1	5	506.00
EPC10149-DT50-D623	2	10	686.00
EPC10162-DT70-D623	2	15	716.00
EPC10163-DT100-D623	3	25	1171.00
EPC10311-DT125-D623	3	30	1426.00
EPC10312-DT225-D623	4	50	1836.00

440 Volt - Three Phase

Nos.	Starter Size	H.P.	Each
EPC10161-DT15-D643	0	2	\$ 550.00
EPC10161-DT15-D643	1	3	561.00
EPC10161-DT30-D643	1	7 1/2	561.00
EPC10162-DT30-D643	2	10	741.00
EPC10162-DT50-D643	2	20	741.00
EPC10162-DT70-D643	2	25	768.00
EPC10163-DT100-D643	3	40	1198.00
EPC10311-DT125-D643	3	50	1426.00
EPC10312-DT150-D643	4	75	1836.00

**PUSH BUTTON STATION
CONDULETS**



Standard Duty
600-V.



Dead End Thru-Feed
With momentary contact switches. Name plate "Start-Stop."

Size	Nos.	Each	Nos.	Each
1/2	EFS115	\$33.60	EFSC115	\$34.00
3/4	EFS215	33.80	EFSC215	34.40



With 110-V.
Red Pilot
Light



Hub	Nos.	Each	Nos.	Each
3/4"	EFS225-J1	\$65.00	EFSC225-J1	\$65.60

*Can be supplied with transformer for 220, 440, or 550-volt operation. Other colors are available.

**EXPLOSION-PROOF
PILOT LIGHTS**



Type EFS
One Hub

Factory Sealed
With mounting lugs.
Furnished with 6 watt
S-6 lamp and Red
jewels, with mounting
lugs.



Type EFSC
Two Hubs

Nos.	Volts	Hub In.	Each
With One Hub in One End Only			
EFS1524-J1	110	1/2	\$31.20
EFS2524-J1	110	3/4	31.40
EFS1524-J1-T2	220	1/2	43.20
EFS2524-J1-T2	220	3/4	43.40
EFS1524-J1-T4	440	1/2	43.20
EFS2524-J1-T4	440	3/4	43.40

Nos.	Volts	Hub In.	Each
With One Hub in Each End			
EFSC1524-J1	110	1/2	\$31.60
EFSC2524-J1	110	3/4	32.00
EFSC1524-J1-T2	220	1/2	43.60
EFSC2524-J1-T2	220	3/4	44.00
EFSC1524-J1-T4	440	1/2	43.60
EFSC2524-J1-T4	440	3/4	44.00

ADDITIONAL DISCOUNTS
 Less Than \$150.00 List.....25%
 \$150.00 to \$600.00 List.....30%
 \$600.00 List and Over.....40%
 All types may be assorted to obtain quantity discounts.

**TYPE FSQ
EXPLOSION-PROOF
PLUGS AND RECEPTACLES**

Plug cannot be inserted or removed with switch "On"



Two-Wire Three-Pole
30-Amps. 250-V. A.C. or D.C.
2 H.P., 230-V.—1 H.P. 460-V.
A.C.

Nos.	30 Amp. Receptacles	Each
FSQ230	3/4" Top	\$96.00
FSQC230	3/4" Top & Bottom	96.00



Nos.	30-Amp. Plugs	Each
BP49	.375 to .50	\$24.00
BP59	.50 to .625	24.00

Two-Wire Three-Pole
10 Amps. 250-V. A.C. or D.C.
10-Amp. Receptacle

Nos.	10-Amp. Plugs	Each
FSQ223	3/4" top only	\$72.00
FP23	.375 to .500	\$16.00

**TYPE CES
EXPLOSION-PROOF
"ARKTITE"
DELAYED ACTION
PLUGS AND RECEPTACLES**



30-A. 115 to 230-V. A.C.:
7-A. 460-V. A.C.
1-Phase—1 1/2 H.P., 230-V.:
1/2 H.P. 460-V.
3-Phase—3 H.P., 460-V.:
1 H.P. 460-V.

Nos.	Size In.	Poles	Each
CES2213	3/4	2-W., 3-P.	\$ 94.00
CES2214	3/4	3-W., 4-P.	100.00

Nos.	Size In.	Poles	Each
CPH7713	*	2-W., 3-P.	\$44.00
CPH7714	*	3-W., 4-P.	47.00

*Cable size .500" to .875" diameter. Other sizes available.

**TYPE CPS
EXPLOSION-PROOF
Delayed Action
"ARKTITE" Receptacles**



15-A. 115-230-V. A.C.; 1 H.P.
2-Wire, 3-Pole

Size In.	Dead End	Each	Thru-Feed	Each
1/2	CPS14-120	\$51.60	CPS14-121	\$52.20
3/4	CPS14-20	52.20	CPS14-21	53.00

Nos.	Cable Dia.	Each
CPP316	1/4" - 3/8"	\$20.00
CPP416	3/8" - 1/2"	20.00



**TYPE EVH
EXPLOSION-PROOF
AND DUST-TIGHT
HAND LAMPS**

Nos.	Lamp Size	Each
EVH40	40 Watt	\$ 66.90
EVH110	100 Watt	109.40

**EXPLOSION-PROOF
LIGHTING FIXTURES**



Pendant

With Globe and Guard
Sealed for safety with threaded joints. Has exclusive shock-absorbing socket.



Ceiling

Size Hubs In.	Watts	Nos.	Each	Nos.	Each
1/2	60	EVA140	\$39.50	EVCX140	\$52.30
3/4	60	EVA240	39.80	EVCX240	53.20
1/2	100	EVA110	59.00	EVCX110	72.10
3/4	100	EVA210	59.30	EVCX210	73.00
1/2	150	EVA115	59.00	EVCX115	72.10
3/4	150	EVA215	59.30	EVCX215	73.00
1/2	200	EVA120	84.80	EVCX120	97.90
3/4	200	EVA220	85.10	EVCX220	98.80
3/4	500	EVA230	139.90	EVCX230	154.40
3/4	500	EVA250	273.00	EVCX250	289.10

No. EVA220 can also be used with 300 watt medium base lamp.

**REFLECTORS FOR
EV SERIES**



Dome



Shallow



30° Angle

Watts	Nos.	Each	Nos.	Each	Nos.	Each
60	EV481	\$7.60	EV485	\$6.90	EV487	\$8.40
100	EV181	8.40	EV185	7.60	EV187	9.10
150	EV581	9.90	EV585	9.10	EV587	10.60
200	EV281	11.40	EV285	10.60	EV287	13.20
300	EV381	19.80	EV385	19.00	EV387	13.70
500	EV681	19.80				

**DUST-TIGHT LIGHTING
FIXTURES**

Class II, Groups E, F, and G; Class III



30° Angle

Pendant Type DLA

Nos.	Lamp Watts In.	Hub Size In.	Each
DLA101	100	1/2	\$29.50
DLA201	100	3/4	29.50
DLA121	200	1/2	34.50
DLA221	200	3/4	34.50

Ceiling Type DLC

Nos.	Lamp Watts In.	Hub Size In.	Each
DLC50F	100	1/2	\$29.50
DLC20F	200	3/4	34.50

Reflectors

Nos.	Lamp Watts In.	Dia. In.	Each
DL23	100	12	\$ 5.50
DL24	200	18	15.60
DL63	100	10	7.00
DL64	200	12	9.30

**MOUNTS ON CPS
CONDULETS**



Dead End



Thru-Feed



"X"

Nos.	Hub Size In.	Each
CPS102	1/2	\$5.40
CPS202	3/4	5.60
CPS1102	1/2	5.80
CPS2102	3/4	6.20
CPS142	1/2	6.60
CPS242	3/4	7.40

Hub Covers for CPS Condulets for Mounting Pendant Fixtures.

Nos.	Hub Size In.	Each
DL1	1/2	\$4.00
DL2	3/4	4.20

G R A Y B A R

TYPE TW

60° C.—140° F.—600-Volt
THERMOPLASTIC INSULATION
Price Per 1000 Feet
SOLID CONDUCTOR



Size	Under \$100	\$100 to \$1000	Over \$1000
	List Value of Col. C	List Value of Col. C	
	A	B	C
14	\$33.80	\$27.40	\$25.40
12	48.80	39.40	36.60
10	74.60	60.20	56.00
8	119.80	96.60	89.80

STRANDED CONDUCTOR



14	\$47.80	\$38.40	\$35.80
12	64.80	52.20	48.60
10	93.80	75.60	70.40
8	139.60	112.60	104.80
6	250.00	202.00	188.00
4	378.00	306.00	284.00
2	514.00	414.00	386.00
1	702.00	566.00	526.00
1/0	856.00	690.00	642.00
2/0	1042.00	840.00	782.00
3/0	1248.00	1006.00	936.00
4/0	1560.00	1258.00	1170.00

CIRCULAR MIL SIZES

250 MCM	\$1896.00	\$1524.00	\$1422.00
300 MCM	2220.00	1790.00	1666.00
350 MCM	2506.00	2022.00	1880.00
400 MCM	2820.00	2274.00	2116.00
500 MCM	3530.00	2846.00	2648.00

STANDARD COLORS

Sizes No. 14 to 10—Black, White, Red, Blue, Green, Yellow, Orange.
Sizes No. 8 to 2—Black, White, Red.
Sizes No. 1.

TYPE R

Available at prices slightly higher than TW.

TYPE RL

60° C.—140° F.—600 Volts
Code Grade—Lead Covered
Price Per 1000 Feet

SINGLE CONDUCTOR—SOLID



Size	Under \$100	\$100 to \$1000	Over \$1000
	List Value of Col. C	List Value of Col. C	
	A	B	C
14	\$137.00	\$110.80	\$103.20
12	165.00	133.40	124.20
10	268.00	216.00	200.00

TWO-CONDUCTOR—SOLID



14	\$226.00	\$183.40	\$170.60
12	330.00	266.00	248.00
10	452.00	364.00	338.00

TYPE RH-RW

600 VOLTS—DUAL RATED INSULATION
For wet locations or max. temperature of 167° F. (75° C.).
Price Per 1000 Feet
SOLID SINGLE BRAID



Size	Under \$100	\$100 to \$1000	Over \$1000
	List Value of Col. C	List Value of Col. C	
	A	B	C
14	\$44.80	\$36.20	\$33.60
12	64.80	52.20	48.60
10	92.20	74.60	69.40
8	145.80	117.60	109.40

SOLID DOUBLE BRAID



14	\$59.00	\$47.60	\$44.20
12	73.00	59.00	54.80
10	105.00	84.80	78.80
8	158.00	127.40	118.60

STRANDED SINGLE BRAID



14	\$56.80	\$45.80	\$42.60
12	77.40	62.40	58.00
10	111.40	89.80	83.60
8	166.40	134.20	124.80

STRANDED DOUBLE BRAID



6	\$278.00	\$224.00	\$208.00
4	398.00	320.00	298.00
2	560.00	452.00	420.00
1	760.00	306.00	570.00
1/0	942.00	758.00	706.00
2/0	1166.00	908.00	844.00
3/0	1344.00	1084.00	1008.00
4/0	1752.00	1412.00	1314.00

CIRCULAR MIL SIZES

250,000	\$2180.00	\$1758.00	\$1636.00
300,000	2528.00	2038.00	1896.00
350,000	2820.00	2274.00	2116.00
400,000	3192.00	2574.00	2394.00
500,000	3928.00	3166.00	2946.00
600,000	4906.00	3956.00	3680.00
700,000	5538.00	4466.00	4154.00
750,000	5892.00	4752.00	4420.00
800,000	6270.00	5058.00	4704.00
900,000	7030.00	5670.00	5274.00
1,000,000	7796.00	6286.00	5848.00

Standard Colors—No. 2 & smaller: Black, White, Green, Red, Blue, Yellow, Brown, Orange.
No. 1 & larger: Black, White, Green, Red.

NEW TYPE RHW

600 VOLTS — 75° C. (167° F.)
For general use and wet locations.
Price Per 1000 Ft.

SOLID SINGLE BRAID



Size	Under \$100	\$100 to \$1000	Over \$1000
	List Value of Col. C	List Value of Col. C	
	A	B	C
14	\$98.60	\$79.60	\$74.00
12	123.80	99.80	92.80
10	156.20	126.00	117.20
8	258.00	208.00	193.40

STRANDED SINGLE BRAID



14	\$112.00	\$90.40	\$84.00
12	142.80	115.20	107.20
10	182.60	147.20	137.00
8	288.00	232.00	216.00

STRANDED DOUBLE BRAID



6	\$386.00	\$312.00	\$290.00
4	526.00	424.00	394.00
2	738.00	596.00	554.00
1	970.00	782.00	728.00
1/0	1054.00	850.00	790.00

Available thru 4/0.

CIRCULAR MIL SIZES

250,000	\$2544.00	\$2052.00	\$1908.00
300,000	2908.00	2346.00	2182.00
350,000	3276.00	2642.00	2458.00
400,000	3690.00	2976.00	2768.00
500,000	4356.00	3514.00	3268.00
600,000	5236.00	4222.00	3928.00
700,000	5900.00	4758.00	4426.00
750,000	6278.00	5064.00	4710.00
800,000	6676.00	5384.00	5008.00
900,000	7488.00	6040.00	5618.00
1,000,000	8302.00	6696.00	6228.00

ASSORTING PRIVILEGE

All types, sizes and colors may be assorted to obtain the \$100.00 or \$1000.00 list value.

REELS

Reels will be charged at cost, subject to credit when returned in good condition within twelve months.

G R A Y B A R

NON-METALLIC SHEATHED CABLE

GRAY FINISH



Constructed of either two or three separately insulated conductors. Each wrapped in strong Kraft paper and a cover that is tough, and trims easily.

Prices Per 1000 Ft.

SOLID—WITHOUT GROUND

Nos.	Ft. in Coil	Full Coil	1000 Ft.
14/2	250	\$ 83.40	\$ 77.60
14/3	250	161.60	150.40
12/2	250	115.20	107.20
12/3	250	199.00	185.20
10/2	250	192.40	178.50
10/3	250	286.00	266.00

STRANDED—WITHOUT GROUND

8/2	125	\$348.00	\$324.00
8/3	125	712.00	476.00
6/2	125	602.00	560.00
6/3	125	804.00	748.00

SOLID—WITH GROUND

14/2	250	\$ 98.60	\$ 91.80
14/3	250	170.80	158.80
12/2	250	132.40	123.20
12/3	250	224.00	208.00
10/2	250	218.00	202.00
10/3	250	286.00	266.00

STRANDED—WITH GROUND

8/2	125	\$392.00	\$364.00
8/3	125	568.00	528.00
6/2	125	684.00	636.00
6/3	125	910.00	846.00

All sizes of Sheathed Cable without and with ground wire may be assorted in full coils to obtain best quantity prices.

Sizes No. 14 through No. 10 sold in full coils only. For broken coils of No. 8 and No. 6, add 20%.

TYPE UF-NMC CABLE

600 V



Recognized as "UF" Underground and "NMC" Corrosion and Moisture Resistant Cable.

Direct Burial Branch circuit and Feeder cable. For interior wiring in dry, wet or corrosive locations.

Price Per 1000 Ft.

TWO CONDUCTOR—SOLID WITHOUT GROUND WIRE

Size	Ft. in Coil	Under \$100	\$100 to \$1000	Over \$1000
		List Value of Col. C A	List Value of Col. B C	List Value C
14/2	250	\$186.80	\$150.40	\$140.20
12/2	250	252.00	202.00	188.80
10/2	250	352.00	284.00	264.00

THREE CONDUCTOR—SOLID WITHOUT GROUND WIRE

14/3	250	\$338.00	\$274.00	\$254.00
12/3	250	432.00	348.00	324.00
10/3	250	488.00	394.00	366.00

ARMORED BUSHED CABLE (BX)



With approved building wire and a heavy fibre insulating bushing, steel formed in bond-hook shape.

Every foot guaranteed—every coil full length.

A supply of bushings furnished with each coil.

Prices Per 1000 Ft.

SOLID CONDUCTOR

Size	Ft. in Coil	Full Coil	1000 Ft.
14/2	250	\$ 168.00	\$ 149.00
14/3	250	228.00	200.00
14/4	250	382.00	336.00
12/2	250	210.00	185.20
12/3	250	294.00	258.00
12/4	250	478.00	422.00
10/2	250	366.00	322.00
10/3	250	486.00	428.00
10/4	150	826.00	730.00

STRANDED CONDUCTOR

8/2	150	632.00	558.00
8/3	150	856.00	756.00
6/2	100	888.00	784.00
6/3	100	1278.00	1128.00

All sizes, in full coils, may be assorted to obtain quantity price.

WEATHERPROOF COPPER WIRE

TIP TOP



"Tip-Top" Weatherproof is a new type of outer covering of neoprene, economical enough to use as weatherproof yet having all the advantages of neoprene. Put up in 500 foot coils and packages. Also available with aluminum conductor.

Price Per 1000 Ft.

Medium Hard Drawn Solid Conductor

Packed 500 Ft. Coil in Carton

Size	Appr. Lbs. Per M Ft.	Per M Ft.
14	19	\$38.78
12	27	52.62
10	46	74.24

Packed in 500 Ft. Paper-Wrapped Coils

8	68	\$101.30
6	101	147.04
4	152	233.20

TIREX WELDING CABLE



SINGLE CONDUCTOR

Size	No. Strands	100 Ft.	250 Ft.	1000 Ft.
4	1078	\$1320.00	\$ 858.00	\$ 765.60
2	1715	1672.00	1090.70	973.24
1	2156	1962.00	1275.30	1137.90
1/0	2695	2270.00	1475.50	1316.60
2/0	3381	2696.00	1752.40	1563.68
3/0	4263	3250.00	2112.50	1885.00
4/0	5341	3960.00	2574.00	2296.80

TYPE "RR" UNDERGROUND CABLE

600 Volts

Non-Metallic—Neoprene Jacket

Solid and Stranded



Approved by Underwriter's Laboratories as Type "USE." For direct burial in the earth, or for use in street ducts. Resistant to moisture, acid, alkali and oil.

Prices Per 1000 Ft.

Size	Less than 500 Ft.	500 to 999 Ft.	1000 Ft. & Over
14	\$ 97.98	\$ 89.46	\$ 85.20
12	119.60	109.20	104.00
10	146.28	133.56	127.20
8	241.50	220.50	210.00

SINGLE CONDUCTOR—STRANDED

6	\$ 331.20	\$ 302.40	\$ 288.00
4	455.40	415.80	396.00
2	644.00	588.00	560.00
1	828.70	754.90	738.00
1/0	947.60	865.20	824.00
2/0	1166.10	1064.70	1014.00
3/0	1412.20	1289.40	1228.00
4/0	1757.20	1604.40	1528.00

CIRCULAR MIL SIZES

250M	\$2244.80	\$2049.60	\$1952.00
300M	2587.50	2362.50	2250.00
500M	3916.90	3576.30	3406.00



Use in Conduits or Ducts

THINWALL JACKET

600 Volts

Price Per 1000 Ft.

SINGLE CONDUCTOR—SOLID

Size	Less than 500 Ft.	500 to 999 Ft.	1000 Ft. and Over
14	\$ 86.24	\$ 78.74	\$ 75.00
12	109.74	100.38	95.60
10	138.22	126.20	120.20
8	227.92	208.10	198.20

SINGLE CONDUCTOR—STRANDED

6	\$ 324.30	\$ 296.10	\$ 282.00
4	450.80	411.60	392.00
2	630.20	575.40	548.00
1	839.50	766.50	730.00
1/0	926.90	846.30	806.00
2/0	1143.10	1043.70	994.00
3/0	1377.70	1257.90	1198.00
4/0	1727.30	1577.10	1502.00

CIRCULAR MIL SIZES

250M	\$2233.30	\$2039.10	\$1942.00
300M	2553.00	3331.00	2220.00
350M	2891.10	2639.70	2514.00
400M	3259.10	2975.70	2834.00
500M	3877.30	3540.60	3372.00

Also available with Type RHW insulation.

Contact Graybar for information.

Graybar

DELTABESTON BOILER ROOM WIRE

TYPE AVA—110° C., 230° F., 600-Volt

Asbestos-varnished cambric-asbestos for open or conduit wiring, where heat and moisture resisting qualities are essential.

SI-57046—SOLID CONDUCTOR

Size	Less Than	2000 Ft.
	2000 Ft. Per 1000 Ft.	and Over Per 1000 Ft.
14	\$131.80	\$123.40
12	144.20	135.00
10	162.60	152.20
8	210.00	196.20
6	398.00	372.00

Larger sizes available.

DELTABESTON SWITCHBOARD WIRE

TYPE TA—90° C., 194° F., 600-Volt

Thermoplastic insulation, asbestos, cotton braid, flame-proof finish. For switchboard or control apparatus wiring.

SI-57245—SOLID SINGLE CONDUCTOR

Size	Less Than	2000 Ft.
	2000 Ft. Per 1000 Ft.	and Over Per 1000 Ft.
14	\$ 80.00	\$ 75.00
12	90.80	85.20
10	109.80	102.80
8	136.40	127.60

SI-57246—STRANDED SINGLE CONDUCTOR

Size	Less Than	2000 Ft.
	2000 Ft. Per 1000 Ft.	and Over Per 1000 Ft.
14	\$ 85.40	\$ 80.20
12	99.40	93.20
10	119.20	111.60
8	148.00	138.40

TYPE AVB—90° C., 194° F., 600-Volt

Varnished cambric insulation, asbestos gray cotton braid finish. For switchboard or control apparatus wiring.

SI-57011—SOLID CONDUCTOR

Size	Less Than	2000 Ft.
	2000 Ft. Per 1000 Ft.	and Over Per 1000 Ft.
14	\$103.80	\$ 97.20
12	115.40	108.00
10	138.00	129.20
8	184.00	172.40

DELTABESTON APPARATUS CABLE

TYPE AVA—110° C., 230° F., 600-VOLT

Felted asbestos, varnished cambric asbestos. For power leads in high temperature applications where flexibility is required . . . dry locations, exposed or in conduit.

SI-57054—STRANDED SINGLE CONDUCTOR

Size	Less Than	2000 Ft.
	2000 Ft. Per 1000 Ft.	and Over Per 1000 Ft.
14	\$187.40	\$175.40
12	212.00	198.00
10	274.00	256.00

Larger sizes available.

DELTABESTON FIXTURE WIRE

TYPE AF PLAIN—150° C., 300-VOLT

Insulated with felted asbestos for use in fixtures where high temperatures prevail. Plain. No braid. Colors: Black, white.

SI-57039—STRANDED SINGLE CONDUCTOR

Size	Less Than	2000 Ft.
	2000 Ft. Per 1000 Ft.	and Over Per 1000 Ft.
18	\$28.40	\$27.40
16	33.80	32.40
14	43.20	41.60

TYPE AF BRAIDED 90° C., 300-VOLT

Insulated with felted asbestos with glazed cotton braid for use in fixtures where high temperatures prevail. Colors: Black, White.

SI-57041—STRANDED SINGLE CONDUCTOR

Size	Less Than	2000 Ft.
	2000 Ft. Per 1000 Ft.	and Over Per 1000 Ft.
18	\$40.00	\$38.40
16	47.00	45.20
14	58.00	56.00

FLAMENOL FIXTURE WIRE

TYPE "TF" AND "TFF" THERMO-PLASTIC INSULATED WIRES

60° C.—600-100 Volt

Thermoplastic insulated small diameter heat resistant. For wiring fluorescent lamp ballasts and fixture leads. Colors: Black, White.

TYPE "TF"—SOLID CONDUCTOR

Per 1000 Ft.

Size		Less \$50	\$50 to \$500	Over \$500
		List Value	List Value	List Value
18	1/32	\$26.20	\$21.00	\$19.60
16	1/32	31.40	25.40	23.60

TYPE "TFF"—STRANDED CONDUCTOR

Size		Less \$50	\$50 to \$500	Over \$500
		List Value	List Value	List Value
18	1/32	\$30.40	\$24.40	\$22.80
16	1/32	36.00	29.00	27.00

THERMOSTAT CABLE

UNARMORED

Solid copper conductors. Cotton wrap insulation, coded for identification. Conductors twisted together with cotton braid—saturated and finished with special paraffin wax.

Nos.	Per 1000 Ft.
18-2	\$32.66
18-3	50.62
18-4	55.40

DELTABESTON STOVE WIRE

TYPE AA—200° C., 392° F.

SI-57058—COPPER, SOLID SINGLE CONDUCTOR

Felted asbestos insulation with asbestos braid. Moisture resisting.

Size	Less Than	2000 Ft.
	2000 Ft. Per 1000 Ft.	and Over Per 1000 Ft.
14	\$102.80	\$ 96.20
12	120.20	112.40
10	144.60	135.40
8	197.80	185.20

DELTABESTON APPLIANCE WIRE

125° C., 257° F., 300-VOLT

Compressed wax impregnated asbestos covering, moisture resistant for use in wiring ranges, stoves, hot plates and other appliances.

SI-57065—SOLID CONDUCTOR

Size	Less Than	5000 Ft.
	5000 Ft. Per 1000 Ft.	and Over Per 1000 Ft.
18	\$24.40	\$22.40
16	28.40	26.00
14	35.60	32.80

DELTABESTON GLASS COVERED LEAD WIRE

150° C., 600/300-VOLT

SI-57291—STRANDED COPPER

Felted asbestos and glass yarn braid for small motor leads or appliances.

Size	Less Than	5000 Ft.
	5000 Ft. Per 1000 Ft.	and Over Per 1000 Ft.
18	\$52.40	\$50.20

ANNUNCIATOR WIRE

CORNISH Cotton Annunciator Wire

Size	Cat. Nos.	Wt. Spool Lbs.	Per Cwt.
18-1	1801E	7 Cotton Insulation	\$218.42
18-1	1801TP	7 Twisted Braid	229.42

Graybar

Graybar

All Items on This Page—Cash Discount 2%



TIREX RUBBER CORD



TIREX NEOPRENE SHEATHS, oil and flame resistant, are vulcanized in lead to give unequaled toughness and resistance to abrasion.

TYPE SO—TWO CONDUCTOR

Size	O. D.	100 Ft.	250 Ft. Per M Ft.	1000 Ft. Per M Ft.
18	.390	\$ 41.80	\$271.70	\$250.80
16	.405	50.80	330.20	304.80
14	.530	72.80	472.00	436.80
12	.605	90.80	590.20	544.80
10	.640	107.20	696.80	643.20

TYPE SO—THREE CONDUCTOR

18	.405	\$ 51.60	\$335.40	\$309.60
16	.430	59.00	383.40	354.00
14	.560	84.00	546.00	504.00
12	.665	106.80	694.20	640.80
10	.745	129.20	839.80	775.20

TYPE SO—FOUR CONDUCTOR

16	.485	\$ 73.80	\$479.70	\$442.80
14	.605	101.00	656.50	606.00
12	.665	123.80	804.70	742.80
10	.745	156.40	1016.60	938.40

TYPE W—49 STRAND

8/2	.810	\$241.40	\$1569.10	\$1400.12
8/3	.910	302.80	1968.00	1756.24
6/3	.1010	378.80	2462.20	2179.04

TYPE SJO—TWO CONDUCTOR

18	.305	\$ 29.60	\$192.40	\$177.60
16	.330	38.80	252.20	232.80

THREE CONDUCTOR

18	.335	\$ 43.20	\$280.80	\$259.20
16	.360	50.40	327.60	302.40

TRU-RIP ALL RUBBER CORD



All rubber parallel cord designed for easy separating and stripping of conductors.

TYPE SP-I—(Formerly POSJ)

TWO CONDUCTOR

Size	100 Ft.	250 Ft. Per 100 Ft.	1000 Ft. Per M Ft.
18— $\frac{1}{4}$ "	\$6.42	\$4.18	\$38.58
18— $\frac{3}{4}$ "	9.26	6.02	55.56

Colors—Size 18, Black, Brown or Ivory; size 16, Black or Brown.

PLASTIC TRU-RIP CORD



TWO CONDUCTOR

TYPE SPT-I—(Formerly POT-64)

Size	100 Ft.	250 Ft. Per M Ft.	1000 Ft. Per M Ft.
18— $\frac{1}{4}$ "	\$5.66	\$36.80	\$33.96

Specify Black, Brown or Ivory.

St L 16

All Items on This Page—Cash Discount 1/2 of 1% — Except Coiled Cords—Net

RUBBER APPLIANCE CORD



A light cord suitable for use on cleaners, washers or for any portable use where there is no severe abrasion.

TYPE SV—TWO CONDUCTOR

Size	100 Ft.	250 Ft. Per M Ft.	1000 Ft. Per M Ft.
18— $\frac{1}{4}$ "	\$145.80	\$94.78	\$87.48

W-B DYNAPRENE RUBBER CORDS



With heavy tough neoprene jacket abrasion resistant for rugged performance.

TYPE SO—TWO CONDUCTOR

Size	O. D.	100 Ft.	250 Ft. Per 100 Ft.	1000 Ft. Per M Ft.
18	.390	\$ 30.30	\$ 18.18	\$169.68
16	.405	34.18	22.22	205.04
14	.530	55.64	36.16	333.84
12	.605	75.46	49.04	452.76
10	.640	102.40	66.56	614.40

TYPE SO—THREE CONDUCTOR

18	.405	\$ 38.60	\$ 25.08	\$231.60
16	.430	45.58	29.62	273.48
14	.560	72.36	47.02	434.16
12	.635	95.72	62.28	574.32

TYPE SO—FOUR CONDUCTOR

18	.435	\$ 50.12	\$ 32.56	\$300.72
16	.485	63.96	41.56	383.76

TYPE SJO—TWO CONDUCTOR

18	.305	\$ 18.22	\$ 11.84	\$109.32
16	.330	21.52	13.98	129.12

TYPE SJO—THREE CONDUCTOR

18	.330	\$ 24.30	\$ 15.78	\$145.80
16	.360	29.64	19.26	177.84

W-B ALL RUBBER CORD



A heavy duty cord with great flexibility.

TYPE S

Size	Strd.	O. D.	100 Ft.	250 Ft. Per 100 Ft.	1000 Ft. Per M Ft.
18/2	41/34	.390	\$22.50	\$14.62	\$135.00
16/2	65/34	.405	28.08	18.24	168.48
14/2	41/30	.530	46.90	30.48	281.40
18/3	41/34	.405	31.48	20.46	188.88
16/3	65/34	.430	38.72	25.16	232.32
14/3	41/30	.560	61.90	40.22	371.40

TYPE SJ

18/2	41/34	.305	\$15.06	\$ 9.78	\$ 84.34
16/2	65/34	.330	19.46	12.64	116.76
18/3	41/34	.330	22.20	14.42	123.20
16/3	65/34	.360	28.20	18.32	169.20

BREWERY CORD TWISTED

Type "CB" Twisted Flexible

Nos.	Less 250 Ft. Per M Ft.	250 Ft. Coil Per M Ft.
18	\$ 72.80	\$ 69.40
16	89.30	85.00
14	143.20	136.00

COTTON LAMP CORD



Twisted—Green and Yellow

TYPE C—TWO CONDUCTOR

Size	Less 250 Ft.	250 Ft.	1000 Ft. Per M Ft.
18	\$10.26	\$ 6.66	\$ 61.56
16	14.40	9.36	86.40
14	24.18	15.72	145.08

HEATER CORD



Flexible copper conductors, rubber insulated, asbestos covered with soft cotton braid.

TWO CONDUCTOR

Type HPD—3000 Cycle

Size	Less 250 Ft.	250 Ft.	1000 Ft. Per M Ft.
18	\$12.86	\$ 8.36	\$ 77.16
16	15.40	10.02	92.52
14	23.56	15.30	141.36

Type HPD—10,000 Cycle

18	16.28	10.58	97.68
16	20.62	13.40	123.72


"AMERICAN BEAUTY"

Especially constructed for household appliances. Extra flexible 10,000 cycle asbestos cord, black and gold braid. Size No. 17.

TWO CONDUCTOR

Size	Less 250 Ft. Per M Ft.	250 Ft. Per M Ft.	1000 Ft. Per M Ft.
100GB	\$13.44	\$9.68	\$80.64

KOILED KORDS



Spring-like neoprene jacketed cords, extendable and retractable.

Economical and Safe—reduces accidents and replacements.

Use on production line: soldering irons, cloth cutters, electric drills, screwdrivers and similar tools.

Use Coiled cords for communication radios, radio microphone, in-car speakers, drive in theatres.

POWER CORDS

4 feet retracted—extend to approximately 25 feet.

No.	Size	Type	Each	10 to 49 Each
8011	18/2	SJO	\$13.28	\$ 8.62
8013	18/3	SJO	17.28	11.24
8022	16/2	SJO	16.30	10.60
8023	16/3	SJO	21.08	13.70
8032	14/2	SO	31.44	20.44
8033	14/3	SO	36.02	23.40

Coiled Kords are also made in many other sizes and types. Write for prices, giving information regarding applications.


G r a y b a r

COPPERWELD — DROP WIRES — NEOPRENE JACKET



18AWG Parallel Reinforced

Nos.	Type	Per 1000 Ft.	
		Less 1000 Ft.	1000 Ft. To 5000 Ft.
218DW766	18TCWP-R	\$69.90	\$62.90



18 AWG Dumbbell or Figure Eight Construction

Nos.	Type	Per 1000 Ft.	
		Less 1000 Ft.	1000 Ft. To 5000 Ft.
218DW966	18T1CWP	\$52.90	\$47.60



18 AWG Twisted Pair

Nos.	Type	Per 1000 Ft.	
		Less 1000 Ft.	1000 Ft. To 5000 Ft.
218DW666	18TCW2	\$63.50	\$57.14

COPPER UNDERGROUND WIRE



(TELESEAL)

Nos.	Type	Per 1000 Ft.	
		Less 1000 Ft.	1000 Ft. To 5000 Ft.
214UH666	14TSC-2	\$160.60	\$144.54
216UH666	16TSC-2	121.70	109.52

COPPER BRIDLE WIRES



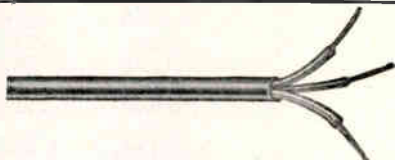
Nos.	Type	Per 1000 Ft.	
		Less 1000 Ft.	1000 Ft. To 5000 Ft.
218BC666	18TBC-2	\$66.40	\$59.76
318BC666	18TBC-3	99.60	89.64

COPPER DISTRIBUTING WIRE



Nos.	Type	Per 1000 Ft.	
		Less 1000 Ft.	1000 Ft. To 5000 Ft.
214DH666	14THC-2	\$141.40	\$127.26
216DH666	16THC-2	101.60	91.44

WEATHER RESISTANT STATION WIRE



Teleduct—Neoprene Insulation and Jacket

Nos.	Type	No. Of Conds.	Per 1000 Ft.	
			Less 1000 Ft.	1000 Ft. To 5000 Ft.
222NC876	22NE2-J	2	\$65.80	\$59.22
322NC876	22NE3-J	3	74.00	66.60
422NC876	22NE4-J	4	93.00	83.70

INTERCOMMUNICATION CABLE



No. 22 AWG

Nos.	No. of Pairs	O. D. In.	Per 1000 Ft.	
			Less 1000 Ft.	1000 Ft. To 5000 Ft.
J22007	7	.315	\$222.00	\$210.00
J22012	12	.419	312.00	296.00
J22016	16	.462	366.00	348.00
J22026	26	.584	588.00	556.00

G r a y b a r


COPPER INSIDE WIRES

JUMPER AND DUCT WIRE



Nos.	Type	Per 1000 Ft.	
		Less 1000 Ft.	1000 Ft. To 5000 Ft.
222YC685	22S2	\$20.70	\$18.64
322YC685	22S3	31.00	27.90
422YC685	22S4	41.30	37.16

PLASTITE WITH JACKET



Nos.	Type	Color	Per 1000 Ft.	
			Less 1000 Ft.	1000 Ft. To 5000 Ft.
422NC484	22PN4J	Brn.	\$59.70	\$53.72
422NC484	22PN4J	Iv.	59.70	53.72
322NC484	22PN3J	Brn.	49.20	44.28
322NC484	22PN3J	Iv.	49.20	44.28
222NC484	22PN2J	Brn.	45.20	40.68
222NC484	22PN2J	Iv.	45.20	40.68

PLASTITE TWISTED



Nos.	Type	Color	Per 1000 Ft.	
			Less 1000 Ft.	1000 Ft. To 5000 Ft.
222XC685	22-2	Brn.	\$24.40	\$21.96
222XC685	22-2	Iv.	24.40	21.96
219XC685	19-2	Brn.	34.40	30.96
219XC685	19-2	Iv.	34.40	30.96

CONNECTING BLOCKS

Composition Base, for Communication or Low Voltage Wiring

Nos.	No. Of Connectors	Size In.	Each	Nos.	No. Of Connectors	Size In.	Each
30A	12	4 ³ / ₁₆ x1 ¹ / ₂	\$1.74	31A	12	4 ³ / ₁₆ x1 ¹ / ₂	\$2.02
30B	22	7 ⁷ / ₁₆ x1 ¹ / ₂	2.60	31B	22	7 ⁷ / ₁₆ x1 ¹ / ₂	3.20
30C	32	10 ⁷ / ₁₆ x1 ¹ / ₂	3.80	31C	32	10 ⁷ / ₁₆ x1 ¹ / ₂	4.20
30D	52	16 ¹ / ₁₆ x1 ¹ / ₂	5.90	31D	52	16 ¹ / ₁₆ x1 ¹ / ₂	6.30

Binding posts have two lock nuts with posts spun over to prevent loss of lock nuts.

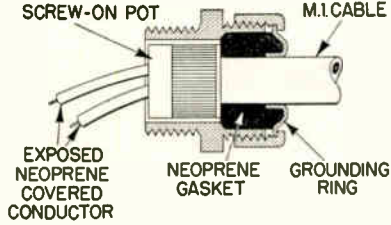
Binding posts have one lock nut and one soldering terminal brought out of the side of block.

PRICES ON TELE. WIRES F.O.B. NEW HAVEN, CONNECTICUT

**Our Warehouse
Has Complete Stocks**

G r a y b a r

GENERAL CABLE SAFETY (MI) MINERAL INSULATED WIRING



the typical conduit job. The heat resistant qualities of Safety m. I. Wiring highly recommends it for high temperature installation which heretofore has not been available.

Safety m. I. Wiring is available in one conductor #16 through #4/0, two conductor #16 through #4, three conductor #16 through #4, four conductor #16 through #6 and seven conductor #16 through #10.

Standard termination incorporate 3/8", 1/2", 3/4" and 1" threads which correspond to standard conduit sizes and allow its attachment to all standard boxes.

PYROTENAX
COMPLETE NEW WIRING SYSTEM — 0-600 VOLT

Safety m. I. Wiring is a self-contained wiring system made up of solid conductors, spaced and insulated by a non-combustible mineral insulation, magnesium oxide, and encased within a seamless copper sheath. Safety m. I. Wiring is readily formed and can be shaped to the job. This new wiring system lends itself advantageously in place of conduit and to the solution of many wiring problems. Safety m. I. Wiring is the answer to many new applications and its many unusual properties are immediately recognized by engineers and contractors.

Besides being fireproof, water and gas tight, free from any condensation problems and less susceptible to corrosion, Safety m. I. Wiring has been found to occupy less than half the space that would be required by the typical conduit job.

FITTINGS

AWG Equivalent Size	CABLE Reference No.	Nominal Conductor Diam. (In.)	Nominal Cable Diam. Inches	Nom. Coil Lgth. Ft.	Cable Seal Reference No.	Gland Reference No.			Corresponding Conduit Size—In.	Under \$2000	\$2000-\$9999	Over \$10,000
						GEN. CABLE	T&B	APPLETON		List Value of Col. C	List Value of Col. C	
ONE CONDUCTOR												
16	215/1	0.051	0.215	1950	215/1	215	3/8	\$ 374.00	\$ 358.00	\$ 326.00
14	230/1	0.064	0.230	1650	230/1	230	3/8	420.00	402.00	366.00
12	246/1	0.081	0.246	1400	246/1	246	3/8	492.00	470.00	428.00
10	277/1	0.102	0.277	1075	277/1	277	3/8	520.00	498.00	452.00
9	293/1	0.114	0.293	1015	293/1	293	3/8	546.00	522.00	474.00
8	309/1	0.128	0.309	900	309/1	309	2660	1/2	676.00	646.00	588.00
7	324/1	0.144	0.324	800	324/1	324	2660	1/2	740.00	708.00	644.00
6	340/1	0.162	0.340	750	340/1	340	2660	1/2	828.00	792.00	720.00
5	371/1	0.182	0.371	615	371/1	371	2661	1/2	884.00	844.00	768.00
4	402/1	0.204	0.402	510	402/1	402	2661	1/2	932.00	892.00	810.00
3	434/1	0.229	0.434	430	434/1	434	2665	3/4	1132.00	1082.00	984.00
2	465/1	0.258	0.465	360	465/1	465	2665	3/4	1360.00	1300.00	1182.00
1	496/1	0.289	0.496	335	496/1	496	2666	3/4	1592.00	1522.00	1384.00
1/0	543/1	0.325	0.543	285	543/1	543	2667	3/4	2084.00	1994.00	1812.00
2/0	590/1	0.365	0.590	230	590/1	590	2670	1	2510.00	2400.00	2182.00
3/0	637/1	0.410	0.637	205	637/1	637	2671	1	2942.00	2814.00	2558.00
4/0	699/1	0.460	0.699	175	699/1	699	2672	1	3360.00	3214.00	2922.00
TWO CONDUCTOR												
16	340/1	0.051	0.340	720	340/2	340	2660	MIH-162	1/2	\$ 622.00	\$ 594.00	\$ 540.00
14	371/2	0.064	0.371	620	371/2	371	2661	MIH-142	1/2	716.00	684.00	622.00
12	402/2	0.081	0.402	500	402/2	402	2661	MIH-122	1/2	880.00	842.00	766.00
10	449/2	0.102	0.449	415	449/2	449	2665	MIH-102	3/4	1070.00	1024.00	930.00
9	480/2	0.114	0.480	350	480/2	480	2661	3/4	1162.00	1112.00	1010.00
8	512/2	0.128	0.512	305	512/2	512	2667	3/4	1474.00	1410.00	1282.00
7	543/2	0.144	0.543	285	543/2	543	2667	3/4	1636.00	1564.00	1422.00
6	590/2	0.162	0.590	230	590/2	590	2670	1	1968.00	1884.00	1712.00
5	637/2	0.182	0.637	195	637/2	637	2671	1	2228.00	2132.00	1978.00
4	684/2	0.204	0.684	170	684/2	684	2671	1	2444.00	2338.00	2126.00
THREE CONDUCTOR												
16	355/3	0.051	0.355	675	355/3	355	2660	1/2	\$ 646.00	\$ 618.00	\$ 562.00
14	387/3	0.064	0.387	540	387/3	387	2661	MIH-143	1/2	752.00	720.00	654.00
12	434/3	0.081	0.434	420	434/3	434	2665	MIH-123	3/4	1000.00	958.00	870.00
10	480/3	0.102	0.480	355	480/3	480	2666	MIH-103	3/4	1288.00	1232.00	1120.00
9	512/3	0.114	0.512	310	512/3	512	2667	3/4	1490.00	1426.00	1296.00
8	543/3	0.128	0.543	280	543/3	543	2667	3/4	1742.00	1666.00	1514.00
7	590/3	0.144	0.590	245	590/3	590	2670	1	2064.00	1974.00	1794.00
6	621/3	0.162	0.621	210	621/3	621	2670	1	2408.00	2304.00	2094.00
5	684/3	0.182	0.684	170	684/3	684	2671	1	2682.00	2566.00	2332.00
4	730/3	0.204	0.730	150	730/3	730	2672	1	3032.00	2900.00	2636.00
FOUR CONDUCTOR												
16	387/4	0.051	0.387	555	387/4	387	2661	1/2	\$ 780.00	\$ 746.00	\$ 678.00
14	418/4	0.064	0.418	490	418/4	418	2665	3/4	898.00	858.00	780.00
12	465/4	0.081	0.465	370	465/4	465	2666	3/4	1274.00	1218.00	1108.00
10	527/5	0.102	0.527	290	527/4	527	2667	3/4	1590.00	1520.00	1382.00
9	559/4	0.114	0.559	255	559/4	559	2667	3/4	1706.00	1632.00	1484.00
8	590/4	0.128	0.590	225	590/4	590	2670	1	2106.00	2016.00	1832.00
7	637/4	0.144	0.637	200	637/4	637	2671	1	2484.00	2376.00	2160.00
6	684/4	0.162	0.684	170	684/4	684	2671	1	2884.00	2758.00	2508.00
SEVEN CONDUCTOR												
16	449/7	0.051	0.449	480	449/7	449	2665	1/2	\$1198.00	\$1146.00	\$1042.00
14	496/7	0.064	0.496	400	496/7	496	2666	3/4	1436.00	1272.00	1248.00
12	543/7	0.081	0.543	315	543/7	543	2667	3/4	1884.00	1802.00	1638.00
10	621/7	0.102	0.621	250	621/7	621	2670	1	2388.00	2284.00	2076.00

GET THE COMPLETE "MI" STORY — FROM GRAYBAR



5000 VOLT—UNSHIELDED CABLE
FOR DIRECT BURIAL — CONDUIT OR DUCT USE

Size	Conductor	O. D. In.	Wgt. Per 1000 Ft.	Price Per 1000 Ft.			Size	Conductor	O. D. In.	Wgt. Per 1000 Ft.	Price Per 1000 Ft.		
				Less 500 Ft.	500 Ft.	1000 Ft.					Less 500 Ft.	500 Ft.	1000 Ft.
8	19 Strand	.58	260	\$ 748.00	\$ 514.00	\$ 468.00	2/0	37 Strand	.92	846	\$2564.00	\$1762.00	\$1602.00
6	19 Strand	.65	313	852.00	586.00	532.00	4/0	37 Strand	1.03	1167	3414.00	2348.00	2134.00
4	19 Strand	.70	434	1264.00	870.00	490.00	350 MCM	61 Strand	1.24	1849	5110.00	3514.00	3194.00
1	19 Strand	.80	610	1852.00	1274.00	1158.00	500 MCM	61 Strand	1.38	2400	6736.00	4632.00	4210.00
2	19 Strand	.76	538	1636.00	1124.00	1022.00							

Being unshielded, these cables do not conform to IPCEA shielding recommendations.

SERVICE ENTRANCE CABLE



TYPE SE, STYLE U—UNARMORED SERVICE ENTRANCE CABLES—600 VOLTS

One cable for the entire service between line or entrance cap to the meter, switch or range receptacle. These types approved by the Underwriters for use without conduit. Sizes in full coils may be assorted to obtain quantity price.

Price Per 1000 Feet

Total Cond.	Ins. Cond.	Bare Cond.	Shape	O. D. Inches	Wgt. 1000 Ft. Lbs.	Std. Coil Length, Ft.	Entrance Fitting Nos.	Connector Nos. 2-Screw Type Nut Type	Strap Nos.	Less Coil	Coil	1000 Ft.
2	1 No. 8	8	Round	.475	190	250	5550	2504 2229	1341	\$464.00	\$374.00	\$348.00
2	1 No. 6	6	Round	.537	275	250	5550	2504 2229	1341	640.00	516.00	480.00
3	2 No. 8	8	Oval	.512 x .740	310	250	5550	2514 2233	1344	682.00	550.00	512.00
3	2 No. 6	8	Oval	.556 x .828	415	200	5550	2625 2438	1344	866.00	698.00	650.00
3	2 No. 6	6	Oval	.569 x .841	445	150	5550	2625 2438	1344	930.00	750.00	698.00
3	2 No. 4	4	Oval	.655 x .960	610	150	5551	2439 2627	1345	1318.00	1062.00	988.00
3	2 No. 2	2	Oval	.666 x 1.113	865	100	5552	2446	1345	1924.00	1552.00	1444.00

Shipments from stock F. O. B. our warehouse; factory shipment F. O. B. destination when shipment consists of 100 lbs. or more.

GROUNDING MATERIALS

BARE COPPER WIRE



Packed in Cartons

Soft Drawn—Solid Conductor

Size	Weight 1000 Ft. Lbs.	Ft. Per Ctn.	Less 1000 Ft. Per M Ft.	1000 Ft. Per M Ft.
14	13	1000	\$ 20.58	\$ 18.70
12	20	1000	31.80	28.90
10	32	500	49.06	44.60
8	50	500	77.00	70.00
6	80	500	121.34	110.30
4	129	500	191.84	174.40

Stranded Conductor

Size	Weight 1000 Ft. Lbs.	Ft. Per Ctn.	Less 1000 Ft. Per M Ft.	1000 Ft. Per M Ft.
6	80	500	135.86	123.50

COPPER WIRE

Per 100 Weight

Size	Weight 1000 Ft. Lbs.	50 Lbs. Per Cwt.	100 Lbs. Per Cwt.	200 Lbs. Per Cwt.
14	13	\$139.06	\$121.42	\$119.72
12	20	138.12	120.42	118.78
10	32	136.82	123.30	117.72
8	50	136.40	122.92	117.36
6	80	135.96	122.54	115.02

Stranded Conductor

Size	Weight 1000 Ft. Lbs.	50 Lbs. Per Cwt.	100 Lbs. Per Cwt.	200 Lbs. Per Cwt.
6	80	143.54	129.16	123.24

GROUND WEDGES

Nos.	Size, In.	Each	50 Each	100 Each
3650	1/2	\$0.42	\$0.34	\$0.26
3651	3/4	.48	.38	.30
		Each	25 Each	50 Each
3652	1	\$0.64	\$0.50	\$0.40
3653	1 1/4	.82	.64	.52
3654	1 1/2	1.18	.94	.74
		Each	10 Each	25 Each
3655	2	\$1.76	\$1.38	\$1.10

GROUND CLAMPS



For unarmored wire 6 or 4. Ground rod from 1/2" up.

Nos.	Size, In.	Each	5 Each	50 Each
3846 Bronze	1/2, 3/4	\$0.82	\$0.66	\$0.52
3826 M. I.	1/2, 3/4	.70	.54	.44

For armored wire 8, 6 or 4

Nos.	Size, In.	Each	5 Each	50 Each
3847 Bronze	1/2, 3/4	\$1.22	\$0.96	\$0.76
3827 M. I.	1/2, 3/4	.96	.76	.60

GROUNDING LOCKNUTS



Malleable Iron
Cadmium Plated

Set-screw wedges between locknut and conduit, making a perfect bond.

T&B Nos.	Appleton Nos.	Size In.	Each	Std. Qty.	Pkg. Per 100
101	9425	1/2	\$0.24	100	\$ 18.80
102	9426	3/4	.30	100	23.60
103	9427	1	.42	50	34.40
104	9428	1 1/4	.54	50	43.00
105	9429	1 1/2	.70	50	55.80
106	9430	2	.94	25	75.60
107	9431	2 1/2	1.62	10	129.00
108	9432	3	2.00	10	161.00
109	9433	3 1/2	3.30	5	264.00
110	9434	4	4.30	5	344.00

GROUND BUSHINGS



Malleable, with terminal for attaching ground wire.

T&B Nos.	Appleton Nos.	Size In.	Each	50 Each	100 Each
3860	9450M	1/2	\$0.54	\$0.42	\$0.34
3861	9451M	3/4	.66	.52	.42
			Each	25 Each	50 Each
3862	9452M	1	\$0.88	\$0.68	\$0.56
3863	9453M	1 1/4	1.22	.96	.76
3864	9454M	1 1/2	2.02	1.58	1.26
			Each	10 Each	25 Each
3865	9455M	2	\$3.36	\$2.62	\$2.10

GROUND CLAMPS



Ground rod, from 1/2" up and 1/2", 3/4" or 1" water pipe.

Unarmored

Armored

Nos.	Each	5 Each	25 Each
3842	\$0.96	\$0.76	\$0.60
3841	1.22	.96	.76

COPPER GROUND CLAMPS



Adjustable. Made of .051 copper with bolt and nut.

Nos.	Size, In.	Each	100 Per 100
1	3/8 to 1	\$0.32	\$23.74
2	3/8 to 2	.46	33.38
3	3/8 to 3	.72	51.74

GROUND RODS



COPPERWELD WITHOUT WIRE

ZONE 1

Nos.	Size In.	Std. Pkg.	Less 10	10-99	100 or More
9428	1/2" x 8'	10	\$445.20	\$392.60	\$375.00
9438	5/8" x 8'	5	614.60	542.00	518.00

ZONE 2

9428	1/2" x 8'	10	\$476.00	\$423.60	\$406.00
9438	5/8" x 8'	5	660.00	587.80	563.80

ZONE 3

9428	1/2" x 8'	10	\$487.40	\$434.80	\$417.20
9438	5/8" x 8'	5	676.40	604.20	579.80

ZONE 4

9428	1 1/2" x 8'	10	\$512.00	\$456.80	\$438.40
9438	5/8" x 8'	5			

ZONE 5

9428	1 1/2" x 8'	10	\$497.00	\$443.40	\$425.40
9438	5/8" x 8'	5	710.60	634.80	609.20

GROUND CLAMPS



For Copperweld Rods

ZONE 1

Nos.	Size In.	Std. Pkg.	Less 10	10-99	100 or More
6590	3/8	100	\$30.80	\$25.80	\$24.60
6591	1/2	100	52.20	43.60	41.60
*6592	5/8	100	75.40	63.00	60.20

ZONE 2

6590	3/8	100	\$31.40	\$26.40	\$25.20
6591	1/2	100	53.60	45.00	43.00
*6592	5/8	100	77.60	65.40	62.40

ZONE 3

6590	3/8	100	\$31.60	\$26.60	\$25.40
6591	1/2	100	54.20	45.60	43.40
*6592	5/8	100	78.40	66.20	63.20

ZONE 4

6590	3/8	100	\$33.60	\$28.00	\$26.80
6591	1/2	100	57.00	47.80	45.60
6592	5/8	100	82.40	69.60	66.40

ZONE 5

6590	3/8	100	\$32.40	\$27.00	\$26.00
6591	1/2	100	55.40	46.60	44.20
6592	5/8	100	80.00	67.60	64.60

*R.E.A. Item A.J.

All Items on This Page—Cash Discount 5% Except Service Entrance Cable—2% Bare Copper—1/2 of 1%, and Copperweld Rods and Clamps—Terms Net

APPLETON SERVICE ENTRANCE FITTINGS

Aluminum



Nos.	Each	Carton Qty.	Each	Std. Pkg. Qty.	Pkg. Each
OF-1	\$1.54	10	\$1.20	40	\$0.98
OF-2	1.74	10	1.34	40	1.08
15206	3.06	2	2.76	5	2.30

ENTRANCE FITTINGS



Hoods removable for easy fishing or pulling wires.
For Heavy Wall Conduit

Nos.	Size In.	Each	Carton Qty.	Each	Std. Pkg. Qty.	Pkg. Each
1522-5	1	\$2.20	5	\$1.74	25	\$1.38
1523-5	1 1/4	1	2.36	10	1.88
1529-6	1 1/2	1	4.00	5	3.20
1530-6	2	1	8.26	5	6.60

INSIDE BOX CONNECTORS



For connecting service cable to switch or load center inside the building. Squeeze type with shim.

Nos.	Size In.	Each	25 Each	50 Each
2008	3/4	\$1.30	\$1.00	\$0.80
2009	1	1.72	1.34	1.08

SERVICE CABLE FITTINGS



Takes 3 No. 8 Cable or 3 No. 6 Cable.

Nos.	Each	5 Each	50 Each
5550	\$1.54	\$1.20	\$0.98
Takes 3 No. 8 Cable or 3 No. 4 Cable.			
5551	1.74	1.34	1.08
Takes 3 No. 7 Cables or 3 No. 9 Cables.			
5552	2.76	2.16	1.72

SILL PLATES



For Service Entrance Cable Made of aluminum, complete with galvanized wood screws.

Provide metallic protection to the service entrance cable where it enters the house.

For three No. 4 and smaller.

With Compound

Appleton Nos.	T&B Nos.	Each	10 Each	Per 100
25235	5546	\$0.70	\$0.54	\$43.00

SERVICE CABLE STRAPS



Malleable Iron

Nos.	Each	50 Each	Per 100
1341	\$0.12	\$0.09	\$7.00
1344	.12	.09	7.50
1345	.14	.10	8.00

SERVICE ENTRANCE ELBOWS



Made especially for driven ground for services that are rounded on the outside of buildings. The bottom hub is tapped for 1/2" conduit.

Nos.	Size In.	Each	10 Each	50 Each
11791	3/4 x 3/4 x 1/2	\$3.24	\$2.54	\$2.02
11792	1 x 1 x 1/2	4.74	3.70	2.96
Nos.	Size In.	Each	5 Each	20 Each
1793	1 1/4 x 1 1/4 x 1/2	\$5.44	\$4.26	\$3.40

SERVICE CABLE CONNECTORS



NUT TYPE

Watertite rubber bushing and metal retainer make tight fit over cable.

Nos.	Size In.	Each	10 Each	Per 100
2229	3/4	\$1.04	\$0.82	\$ 65.00
2233	3/4	1.04	.82	65.00
2438	1	1.30	1.00	81.00
2446	1 1/4	2.76	2.16	172.00

TWO-SCREW WATERTIGHT

Nos.	Size In.	Each	10 Each	Per 100
2504	3/4	\$1.04	\$0.82	\$65.00
2514	3/4	1.04	.82	65.00
2614	1	1.30	1.00	81.00
2625	1	1.30	1.00	81.00
2627	1	1.30	1.00	81.00

THIN WALL TYPE "SLAY" ELBOW

Tight fitting. With cover and gasket. Watertight fitting approved.



Nos.	Size In.	Each	Std. Pkg. Qty.	Each
317T90	1/2	\$2.08	40	\$1.74
317T91	3/4	2.76	20	2.30
317T92	1	3.84	10	3.20
317T93	1 1/4	8.40	10	7.00

WEATHER PROOF TYPE "SLAY" ELBOW

With blank cover and gasket.

Nos.	Size In.	Each	Std. Pkg. Qty.	Each
31790	1/2	\$1.28	40	\$1.02
31791	3/4	1.54	40	1.24
31792	1	2.38	20	1.90
31793	1 1/4	3.88	10	3.10



SHERARDIZED OR GALVANIZED CONDUIT

10 ft. lengths with one coupling.

Refer to page 1 for prices.

RELIABLE SPLIT-BOLT CONNECTORS

For Copper and Copperweld Wires



Nos.	Wire Size Solid	Stranded	Copper Weld	Each	Per 100
9F	10	10	..	\$ 0.28	\$ 26.80
8F	8	8	..	.36	34.80
6F	6	8	8A	.40	38.40
4F	4	5	6A	.50	46.90
2F	2	3	4A	.70	66.10
1F	1/0	1	3A	.76	72.10
1/0F	2/0	1/0	2A	1.00	96.10
2/0F	3/0	2/0	..	1.66	158.60
528	4/0	4/0	..	2.82	269.20
679	...	350MCM	..	5.80	550.00
813	...	500MCM	..	7.52	714.40
996	...	750MCM	..	14.46	1374.50
1152	...	1000MCM	..	19.68	1868.90



Call Graybar First
for



Graybar

Graybar

Graybar

Graybar

Zone 1	Zone 2	Zone 3
Conn. (St. L.)	Ala. Mo.	Ariz. N. Mex.
Del. N. J.	Ark. Neb.	Calif. Okla.
D. C. N. Y.	Ga.	Col. Ore.
Ill. Ohio	Iowa N. Car.	Fla. Texas
Ind. (Dvnt.)	Kan. S. Car.	Idaho Utah
Ky. Pa.	N. Dak.	La. Wash.
Md. R. I.	S. Dak.	Mont. Wyo.
Me.	Miss. Tenn.	Nev.
Mass. Va.		
	Vt.	
Mich. W. Va.		
Minn. Wis.		
N. H.		

PRICES DESIGNATED BY ZONES ON PAGES 21, 22, 23 AND 24 ARE F.O.B. THE FOLLOWING STATES

EXCEPTIONS

ARKANSAS—Zone 2 with exception of TEXARKANA—Zone 3.
 IOWA is in Zone 2, with these exceptions. BURLINGTON, CLINTON, DAVENPORT, and DUBUQUE. These cities come under Zone 1.
 MICHIGAN—The North Peninsula is in Zone 2, which together with the balance of the state are in Zone 1, except MENOMINEE which comes under Zone 1.
 MINNESOTA—All points in Minnesota North of U. S. Route 2 are in Zone 2, with the exception of DULUTH and EAST GRAND FORKS, which come under Zone 1.
 MISSOURI is in Zone 2 with the exception of HANNIBAL and ST. LOUIS, which are in Zone 1.
 WISCONSIN—Part of this state is in Zone 1 and Zone 2. The area South of a line extending from Minneapolis, Minn., to Green Bay, Wis., is in Zone 1.



4-INCH OCTAGON OUTLET BOXES

One knockout in each side, and five in bottom. 1 1/2 in. deep.

No. 54151

Nos.	ZONE 1		50 Per 100	
	K. O. In.	Each	Each	Per 100
54151-1/2	1/2	\$0.40	\$34.50	
54151-3/4	3/4	.40	34.50	
54151-SPL	1/2-3/4	.40	34.50	
ZONE 2				
54151-1/2	1/2	\$0.42	\$35.90	
54151-3/4	3/4	.42	35.90	
54151-SPL	1/2-3/4	.42	35.90	
ZONE 3				
54151-1/2	1/2	\$0.44	\$37.90	
54151-3/4	3/4	.44	37.90	
54151-SPL	1/2-3/4	.44	37.90	



EXTENSION RINGS

Depth 1 1/2 inches.

FOR 4-INCH OCTAGON BOXES

Nos.	ZONE 1		50 Per 100	
	K. O. In.	Each	Each	Per 100
55151-1/2	1/2	\$0.52	\$43.80	
55151-3/4	3/4	.52	43.80	
ZONE 2				
55151-1/2	1/2	\$0.54	\$44.80	
55151-3/4	3/4	.54	44.80	
ZONE 3				
55151-1/2	1/2	\$0.56	\$46.20	
55151-3/4	3/4	.56	46.20	

4" SQUARE OUTLET BOXES



No. 52151

Three knockouts in two sides and two knockouts in opposite sides.
 Combination Box: Two 1/2" and one 3/4" knockouts in sides, three 1/2" and two 3/4" in bottom. 1 1/2" deep.

Nos.	ZONE 1		50 Per 100	
	K. O. In.	Each	Each	Per 100
52151-1/2	1/2	\$0.56	\$46.80	
52151-3/4	3/4	.56	46.80	
52151-SPL	1/2-3/4	.56	46.80	
ZONE 2				
52151-1/2	1/2	\$0.58	\$49.00	
52151-3/4	3/4	.58	49.00	
52151-SPL	1/2-3/4	.58	49.00	
ZONE 3				
52151-1/2	1/2	\$0.60	\$51.10	
52151-3/4	3/4	.60	51.10	
52151-SPL	1/2-3/4	.60	51.10	

Graybar

4-INCH OCTAGON EXTRA DEEP BOXES



All Types are 2 1/2 in. deep

No. 54171-1/2"—Four 1/2" knockouts in side and 5 in bottom.

No. 54171-3/4"—Four 3/4" knockouts in sides and two 3/4" and two 1/2" K. O. in bottom.

No. 54171-1"—Four 1" knockouts in sides and three 1/2" and two 3/4" K. O. in bottom.

Nos.	ZONE 1		50 Per 100	
	K. O. In.	Each	Each	Per 100
54171-1/2	1/2	\$0.54	\$45.00	
54171-3/4	3/4	.54	45.00	
54171-1	1	.54	45.00	
ZONE 2				
54171-1/2	1/2	\$0.56	\$46.80	
54171-3/4	3/4	.56	46.80	
54171-1	1	.56	46.80	
ZONE 3				
54171-1/2	1/2	\$0.58	\$49.40	
54171-3/4	3/4	.58	49.40	
54171-1	1	.58	49.40	

4-INCH RAISED OPEN PLASTER RINGS



No. 54C48 No Ears



No. 54C3 With Ears

Nos.	ZONE 1		ZONE 2		ZONE 3	
	Each	Per 100	Each	Per 100	Each	Per 100
54C48	\$0.18	\$16.30	\$0.20	\$16.90	\$0.22	\$17.60
54C3	.24	20.00	.24	20.60	.26	21.40

4-INCH SWITCH AND RECEPTACLES COVER 5/8" HIGH



No. 54C14 Device



No. 54C35 Sign Rec.



No. 54C12 Drop Cord

Nos.	ZONE 1		ZONE 2		ZONE 3	
	Each	Per 100	Each	Per 100	Each	Per 100
54C14	\$0.26	\$22.40	\$0.28	\$23.20	\$0.30	\$24.50
54C35	.22	18.50	.24	19.20	.26	20.20
54C12	.18	16.50	.20	17.30	.22	18.50

4-INCH STEEL COVERS

For Snap Switches Screw centers, 1/8" to 1 1/8".

Nos.	ZONE 1		ZONE 2		ZONE 3	
	Each	Per 100	Each	Per 100	Each	Per 100
54C28	\$0.22	\$18.50	\$0.24	\$19.10	\$0.24	\$20.00

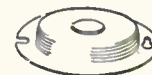
4-INCH COVERS



No. 54C2 5/8" High 1/2" K. O.



No. 54C1



No. 54C7 3/4" High No. 54C6 Flat

Nos.	ZONE 1		ZONE 2		ZONE 3	
	Each	Per 100	Each	Per 100	Each	Per 100
54C2	\$0.18	\$15.00	\$0.20	\$15.80	\$0.22	\$17.00
54C1	.14	12.20	.16	12.90	.18	13.90
54C6	.16	13.00	.18	13.70	.20	14.60
54C7	.18	16.50	.20	17.30	.22	18.50



EXTENSION RINGS

Depth, 1 1/2 inches.

FOR 4-INCH SQUARE BOXES

Nos.	ZONE 1		50 Per 100	
	K. O. In.	Each	Each	Per 100
53151-3/4	3/4	\$0.60	\$50.00	
ZONE 2				
53151-3/4	3/4	\$0.62	\$51.30	
ZONE 3				
53151-3/4	3/4	\$0.64	\$53.20	

Graybar

NEED WIRE??
SEE PAGES 13 to 19 INCL.

NEED CONDUIT??
SEE PAGE ONE

All Items on This Page—Cash Discount 5%

FLAT COVERS



For 4-in. square box.
Plain blank or with 1/2 in. knockout as listed.

ZONE 1			
Nos.	Each	100 Per 100	
52C1	\$0.16	\$14.00	
52C6	.20	16.30	
ZONE 2			
52C1	\$0.18	\$14.80	
52C6	.22	17.10	
ZONE 3			
52C1	\$0.20	\$16.10	
52C6	.24	18.30	

No. 52C6 with 1/2" K. O. in center.



4-INCH PLASTER RINGS

2 7/8" Opening, 5/8" High.

ZONE 1			
Nos.	Ears	Each	100 Per 100
52C48	Yes	\$0.26	\$22.50
52C3	No	.26	22.50
ZONE 2			
52C48	No	\$0.28	\$23.20
52C3	Yes	.28	23.20
ZONE 3			
52C48	No	\$0.30	\$24.30
52C3	Yes	.30	24.30

4-INCH SWITCHES AND RECEPTACLE COVERS



For 4-in. square boxes.

(Single Gang)

ZONE 1			
Nos.	High In.	Each	50 Per 100
52C62	1/2	\$0.22	\$18.80
52C13	1/2	.26	22.50
52C14	3/4	.30	25.00
ZONE 2			
52C62	1/2	\$0.24	\$19.30
52C13	1/2	.28	23.20
52C14	3/4	.32	25.90
ZONE 3			
52C62	1/2	\$0.26	\$20.20
52C13	1/2	.30	24.30
52C14	3/4	.34	27.10

(Two Gang)

ZONE 1			
Nos.	High In.	Each	50 Per 100
52C17	1/2	\$0.40	\$34.80
52C18	3/4	.42	35.20
ZONE 2			
52C17	1/2	\$0.42	\$35.30
52C18	3/4	.44	36.00
ZONE 3			
52C17	1/2	\$0.44	\$36.20
52C18	3/4	.46	37.00

Refer to Page 21 for Zone Designations

4" SQUARE SURFACE COVERS



No. 8360 Toggle Switch



No. 8364 Duplex Receptacle



No. 8366 Two Toggle



No. 8374 Toggle and Duplex Receptacle

ZONE 1			
Nos.	Each	5 Per 100	
0B8360	\$0.40	\$34.00	
0B8364	.40	34.00	
0B8366	.42	36.00	
0B8374	.42	36.00	
ZONE 2			
0B8360	\$0.42	\$35.00	
0B8364	.42	35.00	
0B8366	.44	36.90	
0B8374	.44	36.90	
ZONE 3			
0B8360	\$0.44	\$36.20	
0B8364	.44	36.20	
0B8366	.46	38.20	
0B8374	.46	38.20	

4 1/16-INCH SQUARE BOXES




2 and 3 knockouts in opposite sides and 5 in bottom.

K. O. 1/2", Depth 1 1/2"

ZONE 1			
Nos.	Each	50 Per 100	
72151-1/2	\$1.04	\$87.50	
ZONE 2			
72151-1/2	\$1.06	\$89.70	
ZONE 3			
72151-1/2	\$1.10	\$92.80	

K. O. 1", Depth 2 1/8"

ZONE 1			
Nos.	Each	50 Per 100	
72171-1	\$1.26	\$105.00	
ZONE 2			
72171-1	\$1.30	\$107.90	
ZONE 3			
72171-1	\$1.34	\$112.10	



EXTENSION RINGS

Depth 4 1/16 inches.
K. O. 1".

FOR 4 1/16-INCH SQUARE BOXES

ZONE 1			
Nos.	Each	25 Per 100	
73171-1	\$1.40	\$116.30	
ZONE 2			
73171-1	\$1.42	\$118.60	
ZONE 3			
73171-1	\$1.46	\$122.10	



4 1/16-INCH FLAT BLANK COVERS

ZONE 1			
Nos.	Each	50 Per 100	
72C1	\$0.46	\$37.50	
ZONE 2			
72C1	\$0.46	\$38.60	
ZONE 3			
72C1	\$0.48	\$40.20	

4 1/16-INCH RECEPTACLE COVERS



For two flush switches or receptacles. Height 3/4-inch.

ZONE 1			
Nos.	Each	50 Per 100	
72C18	\$0.72	\$60.00	
ZONE 2			
72C18	\$0.74	\$61.00	
ZONE 3			
72C18	\$0.76	\$62.40	

4" CONCRETE GALVANIZED BOXES



Four 1/2" and four 3/4" knockouts in sides; two 1/2" and two 3/4" knockouts in plate.

RINGS ONLY

Depth, 3 In.			
ZONE 1			
Nos.	Each	50 Per 100	
54551	\$0.74	\$61.80	
ZONE 2			
54551	\$0.76	\$64.10	
ZONE 3			
54551	\$0.80	\$67.60	
Depth, 3 1/2 In.			
ZONE 1			
54561	\$0.80	\$67.00	
ZONE 2			
54561	\$0.82	\$69.70	
ZONE 3			
54561	\$0.88	\$73.60	

BACK PLATES

LESS STUD

ZONE 1			
Nos.	Each	50 Per 100	
OCP	\$0.24	\$21.30	
ZONE 2			
OCP	\$0.26	\$22.10	
ZONE 3			
OCP	\$0.28	\$23.30	

WITH 3/8" STUD

ZONE 1			
Nos.	Each	50 Per 100	
OCP-3/8	\$0.36	\$30.00	
ZONE 2			
OCP-3/8	\$0.38	\$30.90	
ZONE 3			
OCP-3/8	\$0.40	\$32.20	

Call Graybar First

for



Graybar

Graybar

Graybar

Graybar

B-X TYPE OUTLET BOXES



Depth 1½ inches. Four 5/8" knockouts in sides. 1/2" knockouts in sides and bottom. With two clamps. Galvanized finish.

Nos.	Diam. In.	ZONE 1		ZONE 2		ZONE 3	
		Each	Per 100	Each	Per 100	Each	Per 100
550L	3½	\$0.56	\$46.80	\$0.58	\$47.80	\$0.60	\$49.20
551L	4	.60	51.60	.62	53.00	.64	55.00

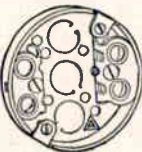
ROMEX TYPE OUTLET BOXES



Depth 1½ inches. Four 5/8" knockouts in sides. 1/2" knockouts in sides and bottom. With two clamps. Galvanized finish.

Nos.	Diam. In.	ZONE 1		ZONE 2		ZONE 3	
		Each	Per 100	Each	Per 100	Each	Per 100
560L	3½	\$0.56	\$46.80	\$0.58	\$47.80	\$0.60	\$49.20
561L	4	.60	51.60	.62	53.00	.64	55.00

SHALLOW CABLE BOXES



Depth ¾ inches. With clamps. No. 533L for BX cable. No. 563L for sheath cable. Galvanized finish.

FOR BX CABLE

Nos.	Diam. In.	ZONE 1		ZONE 2		ZONE 3	
		Each	Per 100	Each	Per 100	Each	Per 100
533L	3½	\$0.48	\$40.00	\$0.50	\$41.00	\$0.52	\$42.30

FOR SHEATH CABLE

563L	3½	.48	40.00	.50	41.00	.52	42.30
------	----	-----	-------	-----	-------	-----	-------

SWITCH BOXES FOR 1/2-INCH CONDUIT



2 Inches Deep
Length 3" — Width 2"
With Supporting Ears
Galvanized Finish

One 1/2" K/O in each end, two 1/2" K/O in each side, one 1/2" K/O in bottom.

Nos.	Depth In.	ZONE 1		ZONE 2		ZONE 3	
		Each	Per 100	Each	Per 100	Each	Per 100
111	2	\$0.46	\$38.90	\$0.48	\$40.20	\$0.50	\$42.10

DEEP SWITCH BOXES FOR 1/2-INCH CONDUIT



No. 222 — 2½" Deep
No. 333 — 3" Deep
Length 3 Inches
Width 2 inches
With Supporting Ears
Galvanized Finish


Knockouts: One 1/2" K/O in each end, two 1/2" K/O in sides, one 1/2" K/O in bottom.

Nos.	Depth In.	ZONE 1		ZONE 2		ZONE 3	
		Each	Per 100	Each	Per 100	Each	Per 100
222	2½	\$0.48	\$40.50	\$0.50	\$42.10	\$0.52	\$44.20
333	2¾	.52	44.00	.54	45.70	.56	48.20

Make Graybar Your Lighting Headquarters

See Us About a G. E. Lamp Contract

Refer to Page 21 for Zone Designations



CONDUIT SWITCH BOXES

With vertical bracket.
Knockouts for 1/2" conduit.
Galvanized finish.

Nos.	Depth In.	ZONE 1		ZONE 2		ZONE 3	
		Each	Per 100	Each	Per 100	Each	Per 100
111VB	2	\$0.48	\$40.90	\$0.50	\$42.20	\$0.52	\$44.10
333VB	2¾	.54	46.00	.56	47.70	.60	50.20



With extended bracket.
No lath support. Knockouts for 1/2" conduit.
Galvanized finish.


Nos.	Depth In.	ZONE 1		ZONE 2		ZONE 3	
		Each	Per 100	Each	Per 100	Each	Per 100
111NL	2	\$0.48	\$40.90	\$0.50	\$42.20	\$0.52	\$44.10
333NL	2¾	.54	46.00	.56	47.70	.60	50.20



ROMEX SWITCH BOXES

With cable clamps. 2 1/2" knockouts in ends, sides and bottom. Galvanized finish.

Nos.	Depth In.	ZONE 1		ZONE 2		ZONE 3	
		Each	Per 100	Each	Per 100	Each	Per 100
385	2	\$0.54	\$45.70	\$0.56	\$47.20	\$0.58	\$49.40
386	2½	.56	47.40	.58	49.10	.60	51.60



With vertical bracket.
With cable clamps. 2 1/2" knockouts in ends, sides, and bottom. Galvanized finish.

Nos.	Depth In.	ZONE 1		ZONE 2		ZONE 3	
		Each	Per 100	Each	Per 100	Each	Per 100
385VB	2	\$0.56	\$47.70	\$0.58	\$49.20	\$0.60	\$51.40
386VB	2½	.58	49.40	.60	51.10	.62	53.60

ROMEX SWITCH BOXES



With adjustable ears.
Cable clamps. 2 1/2" knockouts in ends and sides.
Galvanized finish.

Nos.	Depth In.	ZONE 1		ZONE 2		ZONE 3	
		Each	Per 100	Each	Per 100	Each	Per 100
44AE	2½	\$0.50	\$42.50	\$0.52	\$44.00	\$0.54	\$46.20



With cable clamps. 2 1/2" knockouts in ends and sides. Galvanized finish.

Nos.	Depth In.	ZONE 1		ZONE 2		ZONE 3	
		Each	Per 100	Each	Per 100	Each	Per 100
44	2½	\$0.50	\$42.50	\$0.52	\$44.00	\$0.54	\$46.20


SWITCH BOX EXTENSIONS



Fits all single gang boxes.

Nos.	Depth In.	ZONE 1		ZONE 2		ZONE 3	
		Each	Per 100	Each	Per 100	Each	Per 100
1490	¾	\$0.64	\$51.00	\$0.66	\$51.80	\$0.68	\$56.00

SWITCH BOXES FOR NON-METALLIC CABLE AND TUBING



With Mounting Bracket
Less Lath Support
Galvanized Finish
With Clamps

Length 3". Width 2". Depth 2 1/4". Knockouts 2 1/2" in ends and sides; 4 1/2" and one 1/2" K/O in bottom.

Nos.	Depth In.	ZONE 1		ZONE 2		ZONE 3	
		Each	Per 100	Each	Per 100	Each	Per 100
44NL	2¼	\$0.52	\$44.50	\$0.54	\$46.00	\$0.56	\$48.20

SWITCH BOXES WITH NAIL HOLES IN SIDE FOR 20 PENNY NAILS




With Side Leveling Ridges
Less Plaster Ears
For Faster Installation and Perfect Alignment

Galvanized finish — with Clamps. For non-metallic sheathed cable. Length 3". Width 2". Depth 2 1/4". Knockouts 2 1/2" in sides and ends. One 1/2" conduit knockout in bottom.

Nos.	Depth In.	ZONE 1		ZONE 2		ZONE 3	
		Each	Per 100	Each	Per 100	Each	Per 100
44LE	2¼	\$0.42	\$36.40	\$0.44	\$37.90	\$0.48	\$40.10

SWITCH BOXES FOR NON-METALLIC CABLE AND TUBING



With Mounting Bracket
Less Lath Support
Galvanized Finish
With Clamps

Length 3". Width 2". Depth 2 1/2". Knockout 2 1/2" in ends and sides; 4 1/2" K/O and 1 1/2" K/O in bottom.

Nos.	Depth In.	ZONE 1		ZONE 2		ZONE 3	
		Each	Per 100	Each	Per 100	Each	Per 100
386NL		\$0.58	\$49.40	\$0.60	\$51.10	\$0.64	\$53.60


2 1/2-INCH DEPTH BOXES



Same features as above with 2 1/2" K/O in ends and sides, 4 1/2" K/O and 1 1/2" K/O in bottom. Galvanized finish.

Nos.	Depth In.	ZONE 1		ZONE 2		ZONE 3	
		Each	Per 100	Each	Per 100	Each	Per 100
386LE		\$0.48	\$41.30	\$0.50	\$43.00	\$0.54	\$45.50

BX SWITCH BOXES



For armored cable. With cable clamps. 2 1/2" knockouts in ends, sides and bottom. Galvanized finish.

Nos.	Depth In.	ZONE 1		ZONE 2		ZONE 3	
		Each	Per 100	Each	Per 100	Each	Per 100
171F	2	\$0.54	\$45.70	\$0.56	\$47.20	\$0.58	\$49.40
173F	2½	.56	47.40	.58	49.10	.60	51.60

Graybar

Graybar

All Items on This Page—Cash Discount 5%



BX SWITCH BOXES

With vertical bracket.—With cable clamps. 2 1/2" knockouts in ends and bottom. Galvanized finish.

Nos.	Depth In.	ZONE 1		ZONE 2		ZONE 3	
		Ea.	Per 100	Ea.	Per 100	Ea.	Per 100
171FVB	2	56	\$47.70	58	\$49.20	60	\$51.40
173FVB	2 1/2	58	49.40	60	51.10	62	53.60

SWITCH BOXES FOR ARMORED CABLE AND FLEXIBLE STEEL CONDUIT



With Mounting Brackets Less Lath Support Galvanized Finish With Clamps

Knockouts: 2 1/2" in sides and ends. 4 1/2" and one 1/2" K/O in bottom. Length 3". Width 2". Depth 2 1/2".

Nos.	Depth In.	ZONE 1		ZONE 2		ZONE 3	
		Ea.	Per 100	Ea.	Per 100	Ea.	Per 100
173FNL	2 1/2	58	\$49.40	60	\$51.10	62	\$53.60

"VB" BRACKET SWITCH BOXES



No Lath Support For use in Wall, Beaver, Veneer and Plaster Board construction. Can also be used on Celotex under 3/4" or board having thickness up to 7/8". Galvanized finish—with clamps. Length 3".

Width 2". Depth 2 1/4". Knockouts: 2 1/2" in ends and sides, one 1/2" Knockout in bottom.


Nos.	Depth In.	ZONE 1		ZONE 2		ZONE 3	
		Ea.	Per 100	Ea.	Per 100	Ea.	Per 100
44VB	2 1/4	52	\$44.50	54	\$46.00	56	\$48.20



Extra Shallow Box With cable clamps. 2 1/2" knockouts in end corners. Galvanized finish.

Nos.	Depth In.	ZONE 1		ZONE 2		ZONE 3	
		Ea.	Per 100	Ea.	Per 100	Ea.	Per 100
95	1 1/2	52	\$43.80	54	\$43.00	56	\$46.90

KRUSE BOX SUPPORTS



Length 16 1/2" with lath support. Boxes not included.

Nos.	Per Set	100 Sets		500 Sets	
		Per 100	Per 100	Per 100	Per 100
897	\$0.36	\$34.50		\$33.00	

SWITCH BOX SUPPORTS



For installing switch boxes in wallboard. Suitable for use in lath and plaster.

Each box requires one pair.

Nos.	ZONE 1		ZONE 2		ZONE 3	
	Per Pair	Per 100	Per Pair	Per 100	Per Pair	Per 100
896	\$0.18	\$16.96	\$0.18	\$17.26	\$0.18	\$17.78

Appleton 24

All Items on This Page—Cash Discount 5%

Refer to Page 21 for Zone Designations

HANDY CONDUIT BOXES



All have 1/2" knockouts in sides, ends and bottom. Galvanized finish.

Nos.	Depth In.	ZONE 1		ZONE 2		ZONE 3	
		Ea.	Per 100	Ea.	Per 100	Ea.	Per 100
4SSLS	1 1/2	40	\$34.50	42	\$35.70	44	\$37.50
4CS	1 1/2	42	36.00	44	37.80	46	39.80
4SSL	2 1/2	42	37.00	46	38.50	48	40.60

STEEL COVERS FOR HANDY BOXES



Nos.	Style	ZONE 1		ZONE 2		ZONE 3	
		Ea.	Per 100	Ea.	Per 100	Ea.	Per 100
2594	Toggle Switch	20	\$17.00	20	\$17.30	20	\$17.90
2539	Single Recept.	20	17.00	20	17.30	20	17.90
2510	Duplex Recept.	20	17.00	20	17.30	20	17.90
2540	Blank	14	13.20	16	13.60	16	14.10

For Interchangeable Devices

Nos.	Style	ZONE 1		ZONE 2		ZONE 3	
		Ea.	Per 100	Ea.	Per 100	Ea.	Per 100
2598	1 Opening	44	\$38.00	46	\$38.60	46	\$39.40
2599	3 Openings	48	40.00	48	40.60	50	49.70

CONDUIT GANG BOXES



Galvanized Width 4 1/2 in., depth 2 in. Sides and ends 1/2 in. knockouts.

GANG BOXES

Nos.	Gangs	ZONE 1		ZONE 2		ZONE 3	
		Ea.	Per 100	Ea.	Per 100	Ea.	Per 100
GSB-2	2	\$2.10	\$175.00	\$2.14	\$178.40	\$2.20	\$183.20
GSB-3	3	2.86	237.50	2.90	241.50	2.96	247.30
GSB-4	4	3.60	300.00	3.66	305.20	3.76	312.70
GSB-5	5	4.96	412.50	5.02	417.90	5.10	425.80
GSB-6	6	7.50	7.56	7.64

COVERS FOR GANG BOXES

Nos.	Gangs	ZONE 1		ZONE 2		ZONE 3	
		Ea.	Per 100	Ea.	Per 100	Ea.	Per 100
GSC-2	2	\$0.82	\$ 67.50	\$0.82	\$ 68.90	\$0.86	\$ 70.90
GSC-3	3	1.20	100.00	1.22	101.60	1.24	103.90
GSC-4	4	1.66	137.50	1.68	139.20	1.70	141.70
GSC-5	5	2.26	187.50	2.28	189.50	2.30	192.30
GSC-6	6	3.12	3.14	3.18

BAR HANGERS

STRAIGHT



For any box having 1/2-inch center knockout.

Nos.	Lgth. In.	ZONE 1		ZONE 2		ZONE 3	
		Ea.	Per 100	Ea.	Per 100	Ea.	Per 100
S21	18	42	\$36.80	44	\$37.50	46	\$39.40
S22	24	48	41.20	50	43.10	54	45.70

SHALLOW OFFSET



For 1 1/2-inch deep boxes where no cover is used.

Nos.	Lgth. In.	ZONE 1		ZONE 2		ZONE 3	
		Ea.	Per 100	Ea.	Per 100	Ea.	Per 100
S23	19 1/2	46	\$38.60	48	\$40.20	50	\$42.40

DEEP OFFSET



For 1 1/2-inch deep boxes where cover is used.

Nos.	Lgth. In.	ZONE 1		ZONE 2		ZONE 3	
		Ea.	Per 100	Ea.	Per 100	Ea.	Per 100
S24	19 1/2	48	\$41.20	50	\$42.80	54	\$45.10



FLOOR BOXES

Three screws easily and quickly set box at proper height and level.

Nos.	Description	Each	
		Each	10 Each
800	Box Only 2 1/2" Depth	\$12.40	\$9.90
801	Box Only 1 1/2" Depth	11.80	9.40
820	Receptacle	2.40	1.90
820G	Receptacle Grounded	4.10	3.30
821	Plug	3.50	2.60
821G	Plug Grounded	3.90	3.10
831	Tele. Fitting	2.60	2.10

NON-ADJUSTABLE, WATERTIGHT FLOOR BOXES



Water-tight. Has 4 drilled, tapped and plugged 1/2" holes. Diameter of plate 3 3/4", height 3 1/8". Nozzle not included.

With 10 Amp., 250-Volt, 2-Wire

Nos.	Description	Each	
		Each	10 Each
1700	Two Wire	\$10.00	\$ 8.00
1703	Telephone or Signal	7.50	6.00
1729	Nema Grounded Receptacle	16.30	13.00

ADJUSTABLE WATERTIGHT FLOOR BOXES



Adjustable top with brass edge ring insures cover being absolutely flush with finished floor. Cover plate is 4" diameter, over-all height is 3". Nozzle not included.

Nos.	Description	Each	
		Each	10 Each
1760	Two Wire	\$17.50	\$14.00
1763	Telephone or Signal	16.30	13.00
1779	Nema Grounded Receptacle	22.60	18.00

UTILITY BOXES



Compact, small, easy to install. Fits 1 1/4" hole. Complete with 10-ampere 250-volt receptacle.

Nos.	ZONE 1		ZONE 2		ZONE 3	
	Ea.	Per 100	Ea.	Per 100	Ea.	Per 100
60	\$2.76	\$229.20	\$2.78	\$231.50	\$2.80	\$233.70

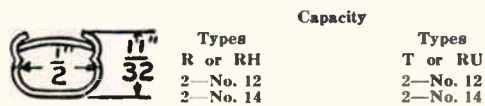
BELL NOZZLES



Fits covers of Nos. 1700, 1703, 1760 boxes.

Nos.	Each	
	Each	10 Each
1708	\$1.60	\$1.30

Graybar



Capacity	
Types R or RH	Types T or RU
2—No. 12	2—No. 12
2—No. 14	2—No. 14

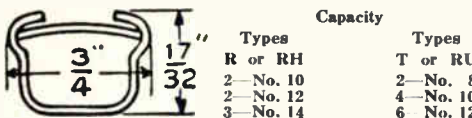
Per Ft.	100 Ft.	1000 Ft.	2500 Ft.
\$0.22	\$18.18	\$17.10	\$15.50

Flexible Section 18" Long

200F		Unit Pkg.		Std. Pkg.	
Nos.	Each	Qty.	Per 100	Qty.	Per 100
200F	\$2.70	10	\$236.60
201		COUPLING			
201	.42	10	\$3.70	100	3.20
202		BUSHING			
202	.36	50	3.20	200	2.80
203		SUPPORTING CLIP			
203	.06	50	4.80	200	4.20
205		ONE-HOLE STRAP			
205	.04	50	2.40	200	2.10
206		CONNECTION COVER			
206	.52	50	4.60	200	4.00
211		90° FLAT ELBOW			
211	.42	5	36.70	50	32.10
211LH		90° TWISTED ELBOW			
211LH	.70	5	59.80	..	52.30
211RH		90° TWISTED ELBOW			
211RH	.70	5	59.80	20	52.30
217		ADJUSTABLE INTERNAL ELBOW			
217	.64	5	54.20	50	47.40
218		EXTERNAL ELBOW			
218	.46	5	40.00	50	35.00
228		ADJUSTABLE JUNCTION BOX			
228	1.14	5	97.90	20	85.70
240		SINGLE POLE SWITCH			
240	2.48	40	217.60
242		UTILITY BOX			
242	1.20	20	104.50
243		DUPLEX RECEPTACLE			
243	1.54	40	133.90
251		EXTENSION ADAPTER			
251	1.16	20	101.20
289		REDUCING CONNECTOR			
289	.44	5	39.00	20	34.10

Graybar

Graybar

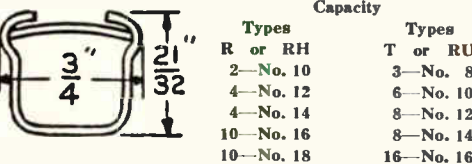


Capacity	
Types R or RH	Types T or RU
2—No. 10	2—No. 8
2—No. 12	4—No. 10
3—No. 14	6—No. 12

Per Ft.	100 Ft.	1000 Ft.
\$0.24	\$22.00	\$22.00

Flexible Section 18" Long

502		Unit Pkg.		Std. Pkg.	
Nos.	Each	Qty.	Per 100	Qty.	Per 100
502	\$0.06	50	\$4.00	200	\$3.50
504		STRAP			
504	.04	50	3.10	500	2.70
506		CONNECTION COVER			
506	.04	50	3.30	200	2.90
511		90° FLAT ELBOW			
511	.38	5	33.40	100	29.20
512		45° Flat Elbow			
512	.32	5	52.70	20	46.10
517		Adjustable Internal Elbow			
517	.42	5	38.70	100	33.90
518		Adjustable External Elbow			
518	.40	50	34.30	100	30.00



Capacity	
Types R or RH	Types T or RU
2—No. 10	3—No. 8
4—No. 12	6—No. 10
4—No. 14	8—No. 12
10—No. 16	8—No. 14
10—No. 18	16—No. 16

Per Ft.	100 Ft.	1000 Ft.
\$0.30	\$26.10	\$23.70

702		Unit Pkg.		Std. Pkg.	
Nos.	Each	Qty.	Per 100	Qty.	Per 100
702	\$0.04	50	\$4.70	200	\$4.10
704		STRAP			
704	.58	50	49.00	500	43.00
706		CONNECTION COVER			
706	.06	50	4.50	200	3.90
711		90° FLAT ELBOW			
711	.40	5	33.40	100	39.30
712		45° FLAT ELBOW			
712	.62	5	53.30	20	46.60
717		INTERNAL ELBOW			
717	.52	5	45.40	100	39.70
718		EXTERNAL ELBOW			
718	.42	5	35.40	100	30.90

No. 5700 — FITTINGS FOR Nos. 500 OR 700 FLEXIBLE SECTION 18" LONG
















5700F		Unit Pkg.		Std. Pkg.	
Nos.	Each	Qty.	Per 100	Qty.	Per 100
5700F	\$3.40	10	\$297.70
5701		COUPLING			
5701	.06	50	\$3.90	200	3.40
5703		SUPPORTING CLIP			
5703	.08	50	6.10	500	5.30
5711LH		INTERNAL TWISTED ELBOW			
5711LH	.98	5	84.10	50	73.60
5711RH		INTERNAL TWISTED ELBOW			
5711RH	.98	5	84.10	50	73.60
5715		TEE			
5715	.84	20	73.40
5717A		INTERNAL PULL ELBOW			
5717A	1.26	10	120.30
5721		UTILITY BOX—3"			
5721	1.28	5	109.70	40	96.00
5726		KEYLESS RECEPTACLE—3"			
5726	2.22	5	191.80	20	167.80
5727		PLUG RECEPTACLE—3"			
5727	2.48	5	231.30	40	186.80
5728		UTILITY BOX			
5728	1.24	20	109.20
5731		BLANK COVER FOR 5732-33			
5731	.36	5	30.90	50	27.00
5719D		CORNER BOX			
5719D	1.58	5	135.70	20	118.70
5732		OUTLET BOX—2 1/2" Dia.			
5732	\$1.24	5	\$107.10	20	\$93.70
5733		OUTLET BOX—3" Dia.			
5733	1.34	5	115.20	20	100.80
5734		BLANK EXTENSION BOX			
5734	1.58	20	138.60
5734A		UTILITY BOX			
5734A	1.50	20	131.30












5700 Fittings continued on next page

All Items on This Page—Cash Discount 5%















**NO. 5700—FITTINGS
FOR NOS. 500 OR 700
(Continued)**

No.	Each	Unit Pkg. Qty. Per 100	Std. Pkg. Qty. Per 100	
5736				BLANK COVER
5736	\$0.50	5	\$42.50	100 \$37.20
5737A				EXTENSION BOX—5½" Dia.
5737A	1.72	..	60	150.60
5738A				FIXTURE BOX—5½" Dia.
5738A	1.44	..	60	126.70
5738F				FIXTURE BOX 8" L x 3⅜" W
5738F	1.18	5	100.70	20 88.10
5739				FIXTURE BOX—6⅜" Dia.
5739	1.74	..	40	152.50
5739A				EXTENSION BOX—6⅜" Dia.
5739A	1.88	..	40	164.60
5740				SINGLE POLE SWITCH
5740	2.68	..	40	235.00
5741				SWITCH AND RECEPTACLE BOX
5741	1.62	..	20	141.80
5742				JUNCTION BOX
5742	1.18	..	20	103.80
5743				DUPLEX RECEPTACLE
5743	2.00	..	40	175.70
5744				EXTRA DEEP SWITCH AND RECEPTACLE BOX
5744	2.32	..	20	203.10
5745				COMB. SWITCH AND RECEPTACLE BOX
5745	1.40	..	40	123.70
5747				SWITCH BOX—1⅜" Deep
5747	1.18	..	40	104.70

**NO. 5700—FITTINGS
FOR NOS. 500 OR 700
(Continued)**

No.	Each	Unit Pkg. Qty. Per 100	Std. Pkg. Qty. Per 100	
5748				SWITCH BOX—1¾" Deep
5748	1.26	..	40	110.20
5748-2 Gang	2.90	..	20	251.60
5748-3 Gang	3.60	..	10	316.60
5748S				SHALLOW RECEPTACLE BOX—1⅞" Deep
5748S	1.10	..	40	95.90
5751				EXTENSION ADAPTER BOX—1⅞" Deep
5751	1.14	..	40	98.90
5752	3.14	..	10	275.50
5753	3.76	..	10	330.50
5781				BOX CONNECTOR—½"
5781	.50	5	43.40	100 38.00
5781A				BOX CONNECTOR—¾"
5781A	1.09	5	93.10	20 81.50
5782				PIPE CONNECTOR—½"
5782	.60	5	52.60	50 46.00
5782A				PIPE CONNECTOR—¾"
5782A	.91	5	76.80	20 67.20
5783				ELBOW BOX CONNECTOR—½"
5783	1.12	5	97.40	20 85.20
5784				ELBOW CONDUIT COUPLING—½"
5784	\$0.96	..	10	\$85.20
5785				COMBINATION CONNECTOR
5785	\$0.66	5	\$57.00	50 49.90
5786				ADJUSTABLE OFFSET CONNECTOR
5786	1.56	5	135.50	20 117.70



No.	Each	Unit Pkg. Qty. Per 100	Std. Pkg. Qty. Per 100	
1900B				CHANNEL—10 FT. LENGTHS
1900B		Less 100 Ft. \$15.60	100 Ft. \$14.20	
1900C				COVER—5 FT. LENGTHS
1900C		11.70	10.60	
1901				COUPLING—¾" LONG
1901	\$0.08	5	\$6.90	50 \$6.00
1902				FIBER BUSHING
1902	.05	50	4.60	200 4.00
1910A				END BUSHING
1910A	.68	5	59.40	20 52.00
1910B				BLANK END FITTING
1910B	.16	5	15.00	20 13.10
1911				90° FLAT ELBOW
1911	83.70	10 73.20
1914A				CONNECTOR FITTING 6" LONG, COVER 7" LONG
1914A	1.36	2	118.10	20 102.30
1914C				WALL BOX CONNECTOR 6" LONG, COVER 7" LONG
1914C	1.24	2	107.90	8 94.40
1915				TEE BASE 6" LONG, COVER 7" LONG
1915	1.06	3	91.20	30 79.80
1917				INTERNAL ELBOW
1917	81.40	20 71.20
1918				EXTERNAL ELBOW
1918	86.20	10 75.40
1927				RECEPTACLE—BROWN
1927	.82	5	70.40	50 61.60
1927V				RECEPTACLE—IVORY
1927V	1.00	5	87.20	50 76.30
1930				CONNECTOR BLOCK
1930	.74	5	64.30	20 56.30
1942				JUNCTION BOX
1942	.94	..	20	81.50
1974				TAKE-OFF CONNECTOR
1974	1.86	..	4	162.40
1989				REDUCING CONNECTOR
1989	.98	..	5	85.30
1989A				REDUCING CONNECTOR
1989A	.98	..	5	84.80
1989E				REDUCING CONNECTOR
1989E	.30	5	27.30	20 23.90

Graybar

Graybar

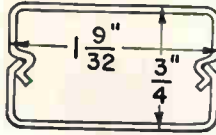
Graybar

GRAYBAR

No. 2000 PLUGMOLD WITH SNAPICOIL

Nos.	Description	Each
20D30-	50-foot Snapicoil with 20 Duplex, 2-wire (both sides hot) brown outlets 15A, 125V wired 30" on centers with No 12 Type TW conductors.	\$47.00
20D30V-	Same as 20D30 but with ivory outlets.	47.90
20S30-	50-foot Snapicoil with 20 Duplex, 3-wire (one side hot, one side switched) brown outlets (15A, 125V; 10A, 250V) wired 30" on centers with No. 12 Type TW conductors.	51.10
20S30V-	Same as 20S30 but with ivory outlets.	52.20

-Includes 10 5-foot lengths of Plugmold 2000 Base and 10 5-foot lengths of Plugmold 2000 Holecut Cover.



WIRED SECTIONS

20D306			20D606		20D618		
Nos.	Lgth. (Feet)	Number	Centers Ins.	Type	Each	Std. Pkg. Each	
20D306	3	6	6	2-Wire Duplex	\$ 6.90	\$ 6.00	
20D606	6	12	6	2-Wire Duplex	13.00	11.40	
20D618	6	4	18	2-Wire Duplex	8.00	7.00	
20S618	6	3	18	3-Wire Duplex	.10	7.60	

Fittings for 2000 Plugmold.

COUPLING		GROUND CLAMP		ENTRANCE END		BLANK END		FLAT ELBOW 90°		TEE	
Nos.	Each	Qty.	Unit Pkg. Per 100	Qty.	Std. Pkg. Per 100	Nos.	Each	Qty.	Unit Pkg. Per 100	Qty.	Std. Pkg. Per 100
2001	\$0.10	5	\$8.30	50	\$7.30	2010A	.46	5	38.20	20	33.40
2009	.22	10	20.00	2010B	.18	5	17.40	20	15.20
2001						2011	.68	10	59.60
2015	1.00	10	60.00						

GRAYBAR

NO. 1500 FLOOR MOULDING

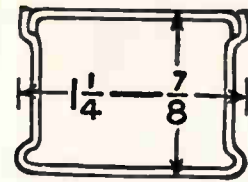


Nos.	Each	Qty.	Unit Pkg. Per 100	Qty.	Std. Pkg. Per 100
Furnished in 10 Ft. Lengths.					
Less 100 Ft.—\$0.44 Per Ft. Per 100 Ft.—\$39.00					
1500WC WIRE CLIP					
1500WC	\$0.02	20	\$2.10	200	\$1.80
1502 BUSHING					
1502	.12	10	10.50	40	9.20
1504 STRAP 2-HOLE					
1504	.20	10	15.00	50	13.10
1511 90° FLAT ELBOW					
1511	.58	20	51.40
1517 DUPLEX RECEPTACLE BOX					
1517	.60	5	52.00	20	45.50
1517A EXTERNAL ELBOW CONNECTS to 200, 500-700					
1517A	.82	5	70.60	20	61.80

GRAYBAR

Nos.	Each	Qty.	Unit Pkg. Per 100	Qty.	Std. Pkg. Per 100
INTERNAL ELBOW					
2017	.85	20	74.60
CORNER COUPLING					
2017TC	11.30	5	18.30	20	16.00
EXTERNAL ELBOW					
2018	.85	10	74.60
WIREMOLD FINISH					
2051H	1.12	10	97.80
REDUCING CONN.					
2089	1.06	5	93.50
REDUCING CONN.					
2089E	.24	5	21.00	20	18.40

No. 2100 WIREMOLD AND FITTINGS



CAPACITY

Types R or RH	Types T or RU
6 No. 14	10 No. 12
6 No. 12	10 No. 14

2100-B Base only, furnished 10 ft. lengths.
2100-C Cover only, furnished 5 ft. lengths.

Nos.	10 Ft.	100 Ft.
2100B	\$27.20	\$24.60
2100C	19.20	17.60

2100WC WIRE CLIP		COUPLING		COVERCLIP		END FITTING		BLANK END FITTING		90° FLAT ELBOW		INTERNAL ELBOW		EXTERNAL ELBOW		KEYLESS SOCKET		RECPT. 15A 125V		LUMILINE SINGLE RECEPTACLE		NEMA GROUNDED RECEPTACLE 15A, 125V		3W POLARIZED RECEPT. 15A, 125V; 10A, 250V		SINGLE POLE SWITCH 15A, 125V		TAKE-OFF TO NO. 500 OR 700		COMBINATION CONNECTOR		3/4" END FITTING																																																									
Nos.	Each	Qty.	Unit Pkg. Per 100	Qty.	Std. Pkg. Per 100	Nos.	Each	Qty.	Unit Pkg. Per 100	Qty.	Std. Pkg. Per 100	Nos.	Each	Qty.	Unit Pkg. Per 100	Qty.	Std. Pkg. Per 100	Nos.	Each	Qty.	Unit Pkg. Per 100	Qty.	Std. Pkg. Per 100	Nos.	Each	Qty.	Unit Pkg. Per 100	Qty.	Std. Pkg. Per 100	Nos.	Each	Qty.	Unit Pkg. Per 100	Qty.	Std. Pkg. Per 100																																																						
2100WC	\$0.06	20	\$4.70	200	\$4.00	2101	.12	5	10.60	20	8.80	2110A	.50	5	44.20	20	37.80	2110B	.24	5	21.90	20	19.30	2111	.82	5	71.70	20	62.70	2117	.92	5	79.40	20	69.50	2118	.96	5	82.40	20	72.10	2126	1.38	20	120.90	2127	.90	40	79.10	2127D	1.08	2	92.20	20	81.10	2127G	1.14	40	100.40	2127P	2.74	20	240.00	2140	2.22	20	194.80	2174	.80	10	71.20	2182A	1.48	5	127.70	20	111.70

All Items on This Page—Cash Discount 5%

NATIONAL METAL MOULDING



Two-piece molding, 1" wide, 3/16" high. Lengths 8' 4" long. For 7 No. 14; 6 No. 12; 3 No. 10; 2 No. 8 wires, types R or RH. and 9 No. 14; 8 No. 12; types TW or RU.

Nos.	Per Ft.	100 Ft.	1000 Ft.
333	\$0.28	\$24.90	\$22.60 C



TAKE-OFF TEE

No.	Each	5 Per 100	50 Per 100
319	\$0.76	\$66.90	\$58.20



FLAT ELBOW 90°

No.	Each	10 Per 100	100 Per 100
336	\$0.40	\$33.40	\$30.30



EXTERNAL ELBOW

Nos.	Each	10 Per 100	100 Per 100
337	\$0.42	\$35.40	\$30.90



INTERNAL ELBOW

Nos.	Each	10 Per 100	100 Per 100
338	\$0.50	\$43.30	\$37.80



DUPLEX RECEPTACLE

No.	Each	20 Per 100
350-T	\$1.96	\$172.00



SINGLE POLE SWITCH

No.	Each	20 Per 100
351	\$2.80	\$244.00



SPLIT CANOPY BASE AND COVER 4 3/4"

Nos.	Each	5 Per 100	50 Per 100
362	\$2.00	\$173.80	\$151.10




FIXTURE BOX 4 3/4"

Nos.	Each	5 Per 100	50 Per 100
365	\$1.74	\$152.40	\$132.54



SINGLE SWITCH BOX

Nos.	Each	20 Per 100
439-1 3/4" deep	\$1.38	\$120.40
439D-1 3/8" deep	1.34	117.64
439X-1" deep	1.32	115.96



SINGLE SWITCH BOX ADAPTER

No.	Each	20 Per 100
441-3/4" deep	\$1.22	\$107.48

Metal molding fittings for all applications are available. Write for catalog and installation book.

NATIONAL XTENSIONDUCT



Finished in neutral grey. For extension wiring from existing convenience outlet. Takes three No. 12TW wires. Furnished in 5' lengths, 1 7/64" x 3 5/64".

Unit package, 100 feet. Standard package, 1000 feet.

Nos.	Less Unit Pkg.	Per 100 Ft.
111	Unit Package	\$20.70
111	Standard Package	18.80
111	Standard Package	17.10



LOW POTENTIAL FIBRE BUSHINGS

For covering bell or signal wire.

Nos.	Unit Pkg.	Std. Pkg.	Less Unit Pkg.	Per 100 Unit Pkg.	Std. Pkg.
100	10	100	\$7.10	\$6.20	\$5.40

CUTTING AND NOTCHING GAUGES

Mitre gauge assures close and neat fitting joints and corners. Each \$5.00

122	1	1	\$5.00
-----	---	---	-------	-------	--------



FLAT ELBOWS COMPLETE
For use at left or right bends in Xtensionduct; 90°. Supplied with base.

136	5	50	\$38.50	\$35.20	\$29.70
-----	---	----	---------	---------	---------



EXTERNAL ELBOW CAPS
For use at outside corners; 90°.

137	5	50	\$29.10	\$25.30	\$22.00
-----	---	----	---------	---------	---------



INTERNAL ELBOW CAPS
For use at inside corners; 90°.

138	5	50	\$27.80	\$24.20	\$21.00
-----	---	----	---------	---------	---------



BOX EXTENSION ADAPTERS
Accommodates extensions from outlets other than standard convenience receptacles.

139	1	20	\$115.70	\$101.20
-----	---	----	-------	----------	----------



BOX EXTENSION DEVICE

Accommodates extensions from existing outlet. Includes plate and receptacle.

141	1	20	\$166.40	\$144.70
-----	---	----	-------	----------	----------



COUPLINGS

For connecting base.

144	10	50	\$4.20	\$3.60	\$3.10
-----	----	----	--------	--------	--------



BASEBOARD OFFSET ELBOWS

For runs from outlet on baseboard to right angle runs on plaster just above baseboard. Supplied with base.

176	5	20	\$79.40	\$69.00	\$60.00
-----	---	----	---------	---------	---------




DUPLEX RECEPTACLES

350-T	1	20	\$197.80	\$172.00
-------	---	----	-------	----------	----------



SINGLE-POLE SWITCHES

351	1	20	\$280.00	\$244.00
-----	---	----	-------	----------	----------



UTILITY BOXES

352	1	20	\$115.00	\$100.00
-----	---	----	-------	----------	----------

NATIONAL ELECTRIC FLORDUCT

711-A and 733-A
For Lighting, Telephone and Buzzer Systems

Florduct consists of two pieces, base and capping — the capping snapping over the base. The capping is a ramp-like plate offering the minimum of obstruction. Florduct makes practical and sturdy surface floor wiring across aisles. Neutral gray finish. Listed by U/L. Packed 20 lengths, 5' long in sealed corrugated carton. Two fibre Wire Retaining Clips with each length.

Catalog No. 711-A
Capacity — Single Conductor




Type	No. 6	No. 8	No. 10	No. 12	No. 14	No. 16	No. 18
R & RH	..	2	2	4	7	6	8
T or TW
& RU	..	3	4	5	9
Annunciator				Telephone			
20				4 Twisted Pair			



Catalog No. 733-A
Capacity — Single Conductor

Type	No. 6	No. 8	No. 10	No. 12	No. 14	No. 16	No. 18
R & RH	4	7	10	10	10	20	24
T or TW
& RU	6	10	10	10	10
Annunciator				Telephone			
50				Twisted Pair		Cable	
..				8		Up to two 26 pair	
Nos.	Less 100 Ft.	Per 100 Ft.	100 Ft.	Per 100 Ft.			
711-A	\$43.50	..	\$39.00	..			
733-A	66.60	..	60.50	..			

FLORDUCT FITTINGS




Nos.	Description	Each	Std. Qty.	Pkg. Per 100
738-B	Internal Adapter Elbow for 711-A	\$0.86	20	\$72.60
766-BA	Outlet Extension Cap	.98	20	85.44
750-BA	Service Fitting	1.36	10	114.90
761-TA	Duplex Floor Receptacle	2.42	10	212.60
761-B	Service Fitting Continuous Base for 711-A only	2.78	10	242.00

All Items on This Page—Cash Discount 5%

Graybar

NATIONAL SURFACEDUCT



SURFACEDUCT — Neutral Gray finish — Two pieces, base and capping. Packed five lengths, 10, long (50 ft.) in sealed corrugated container. Capping secured in place by bridges, four of which are furnished with each length. 1/2" and 3/4" knockouts and mounting holes in base.

Nos.	Less 100 Ft. Per 100 Ft.	100 Ft. Per 100 Ft.
1700	\$80.10	\$72.00




1719—Busing used on ends of surfaceduct in 1739 and 1740 boxes.
1790—Hanger.
1731—Bridge for securing capping, mounting devices and retaining wire.

Nos.	Each	Unit Pkg. Qty.	Unit Pkg. Each	Std. Pkg. Qty.	Std. Pkg. Per 100
1719	\$0.42	2	\$0.36	10	\$33.00
1790	.48	2	.44	10	37.70
1731	.12	1	.10	50	7.70



1728—Side Feed Box or end box with 1780.
1744—Coupling.
1780—End Blank or with 1728 as an end box.

1728	1	\$0.24	10	\$20.80
1744	.20	5	.18	20	15.50
1780	.68	2	.60	10	52.30




1736—90° Flat Elbow, use 1744 coupling to connect.
1744X—Rigid Coupling for suspension installations.

1736	\$2.66	10	\$2.32	
1744X	.98	10	.86	50	\$75.14



1737—External Elbow, use 1744 couplings to connect.
1738—Internal Elbow, use 1744 coupling to connect.

1737	\$2.68	10
1738	2.42	10




1735—Tee, use as tee and installing devices in offset position.
1715—Adapter for rigid conduit.
1716—Adapter for light wall tubing.
1717—Adapter for flexsteel.
1718—Adapter for boxes.

Nos.	Each	10 Each
1735	\$3.66	\$3.04
1715	2.84	2.38
1716	3.94	3.26
1717	4.96	4.28
1718	4.17	3.48

Graybar

Graybar

NATIONAL SURFACEDUCT




1740—Device Box for 30, 50, 60 amp. receptacles with twistouts for surfaceduct, and metal molding.
1739—Junction Box with twistouts for surfaceduct, and metal molding.
1702—Cover. Eight covers will accommodate over 300 different devices. Inquire as to the correct cover needed.

Nos.	Each	10 Each
1740	\$7.64	\$6.38
1739	7.08	5.90
1702	.58	.50

NATIONAL "PLUG-IN" STRIPS

Type CF2 Constant Service



Type CF3 Switch Controlled


Outlets provided all around a room. Easily installed on top of baseboard or may be mounted any height on flat surface.
CF2 strip with two wire outlets comes in 3 foot lengths with outlets every 6 inches of 6 foot lengths with outlets every 6 or 18 inches.
CF3 strip with 3 wire outlets comes in 6 foot lengths with outlets every 18 inches. Outlets can be controlled by the use of a switch on one of the "hot" wires. If switch is connected to the top "hot" wire the top slots of the receptacles are controlled by the switch while the bottom slots give constant service.

"Plug-in" strip is wired with No. 12 wire for 15 ampere 125 volt service.

Nos.	Length Feet	Plug In Per Length	Each	10 Each
CF2-606-18	6	4	\$7.10	\$5.70
CF2-606-6	6	11	8.70	7.00
CF2-603-6	3	5	5.90	4.70
CF3-606-18	6	4	9.10	7.28

"Plug-in" strip fittings for all applications are available. Ask for catalog and installation book.


JUNCTION BOXES



CF2-618

CF2-616 Left and Right hand end feed.
CF2-617 Left and Rt. hand 90° str. end feed.
CF2-618 Center feed.

Nos.	Each	20 Each
CF2-616-L&R	\$1.28	\$1.04
CF2-617-L&R	1.28	1.04
CF2-618	2.10	1.74



CF3-618 Center Feed Junction Box.
CF3-616 Reversible End Feed.

Nos.	Each	20 Each
CF3-616	\$1.68	\$1.38
CF3-618	2.32	1.96

NATIONAL NEPCODUCT



Under Floor Wiring System


A steel raceway easily installed in all conventional types of floor construction. Furnished in 10 foot lengths with capped outlets every 24 inches. Floor junction boxes with tops for all types of floor covering and accessories are available.

Ask for bulletin giving details regarding installation.

NATIONAL "PLUG-IN" STRIPS


ELBOWS

CF2-636 Flat Elbow
CF2-638 Interior Elbow
CF2-637 Exterior Elbow



Nos.	Each	20 Each
CF2-636	\$1.62	\$1.38
CF2-637	1.62	1.38
CF2-638	1.62	1.38
CF3-637	2.10	1.74
CF3-638	2.10	1.74

COUPLING CAPPING



Nos.	Each	20 Each
CF2-644	\$0.42	\$0.36
CF3-644	.56	.46

END BLANK AND WIRE NUTS



Nos.	Each	20 Each
CF2-680	\$0.46	\$0.38



Nos.	Each	20 Each
CF3-680	\$0.56	\$0.46

CUTTING GAUGES

Nos.	Each
CF2-623	\$3.52
CF3-623	4.62



"Plug-in" Strip fittings for all applications are available. Write for catalog.

CRIMPING TOOLS

For connecting crimp connectors on CF2 and CF3 "Plug-in" strip.

Nos.	Each
NE-600	\$6.94



All Items on This Page—Cash Discount 5%

**NEW A. C. SWITCH
PRIMARILY
FOR RESIDENTIAL USE**



15 Amperes 120 Volts

Extremely quiet in operation. Listed by Underwriters Laboratories. Meets all specifications.

Screw Terminals
Brown Handle

Hubbell Nos.	Type	Each	10 Each	100 Each
1101	S.P.	\$1.36	\$1.20	\$1.04
1102	D.P.	2.04	1.80	1.56
1103	3-Way	2.04	1.80	1.56
1104	4-Way	5.60	4.94	4.28

Ivory Handle

Hubbell Nos.	Type	Each	10 Each	100 Each
1101-I	S.P.	1.42	1.26	1.10
1102-I	D.P.	2.10	1.86	1.60
1103-I	3-Way	2.10	1.86	1.60
1104-I	4-Way	5.66	5.00	4.32

SPRING GRIP TERMINAL

Brown Handle

Bryant Nos.	Hubbell Nos.	Type	Each	10 Each	100 Each
4501	1181-SL	S.P.	\$0.68	\$0.60	\$0.52
.....	1182-SL	D.P.	2.04	1.80	1.56
4503	1183-SL	3-Way	2.04	1.80	1.56
.....	1184-SL	4-Way	5.60	4.94	4.28

Ivory Handle

Bryant Nos.	Hubbell Nos.	Type	Each	10 Each	100 Each
4501-I	1181-SLI	S.P.	1.42	1.26	1.10
.....	1182-SLI	D.P.	2.10	1.86	1.60
4503-I	1183-SLI	3-Way	2.10	1.86	1.60
.....	1184-SLI	4-Way	5.66	5.00	4.32

**FLUSH
TUMBLER SWITCHES**



INTERMEDIATE GRADE

Bakelite cup. Plaster ears.
"T" Rating

10 Amperes 125 Volts
5 Amperes 250 Volts

Brown Handle

Bryant Nos.	Hubbell Nos.	Type	Each	10 Each	100 Each
61	9641	S.P.	\$0.66	\$0.58	\$0.50
63	9643	3-Way	.92	.82	.72
Ivory Handle					
61-I	9641-I	S.P.	.74	.66	.58
63-I	9643-I	3-Way	1.02	.90	.78

**NEW A. C. SWITCH
FOR COMMERCIAL AND
INDUSTRIAL USE**



20 Amperes 120/277 Volts

Silver contacts and construction assure long life. Quiet operation, easy back wiring. Listed by Underwriters Laboratories Inc.

Brown Handle

Bryant Nos.	Hubbell Nos.	Type	Each	10 Each	30 Each
4901	1221	S.P.	\$3.46	\$3.04	\$2.64
4902	1222	D.P.	4.12	3.64	3.16
4903	1223	3-Way	3.98	3.50	3.04
4904	1224	4-Way	4.40	3.88	3.38

Available with ivory handle. Contact Graybar for prices.

**FLUSH
TUMBLER
SWITCHES**



SHALLOW BAKELITE CUP
PLASTER EARS

10 Amperes 125 Volts
5 Amperes 250 Volts

Bryant Nos.	Type	Each	10 Each	100 Each
151	S.P.	\$0.44	\$0.38	\$0.34
153	3-Way	.68	.60	.52
Ivory Handle				
151-I	S.P.	.52	.46	.40
153-I	3-Way	.76	.68	.60

**ROTO-GLO
A. C. SWITCH**



15 Amp. 120/277 Volt.
Totally enclosed quiet rotary action.

Brown Handle

Bryant Nos.	Hubbell Nos.	Type	Each	10 Each	100 Each
1591	1591	S.P.	\$0.72	\$0.64	\$0.54
1593	1593	3-Way	2.10	1.86	1.60
Ivory Handle					
1591-I	1591-I	S.P.	0.74	0.66	0.58
1593-I	1593-I	3-Way	1.08	.96	.84

**NEW "QUIET" A. C.
FLUSH SWITCHES**



Side or back wired. Silver contacts assuring long life with quiet operation.

15 Amps. 120/277 Volts

Bryant Nos.	Hubbell Nos.	Type	Handle	Each	50 Each
4801	1201	S.P.	Brown	\$1.90	\$1.64
4801-I	1201-I	S.P.	Ivory	1.96	1.70
4803	1203	3-Way	Brown	3.78	2.80
4803-I	1203-I	3-Way	Ivory	3.24	2.86

2-way and 4-way also available.

**FLUSH
TUMBLER SWITCHES**



STANDARD GRADE
Shallow porcelain cup. Plaster ears.

"T" Rating

10 Amperes 125 Volts
5 Amperes 250 Volts
Brown Handle

Bryant Nos.	Hubbell Nos.	Type	Each	10 Each	100 Each
3951	8801	S.P.	\$0.98	\$0.86	\$0.76
3952	8802	D.P.	1.88	1.64	1.44
3953	8803	3-Way	1.36	1.20	1.04
3954	8804	4-Way	2.10	1.86	1.62

Available with ivory handles. Contact Graybar for prices.



Heavy porcelain cup. Brown bakelite handle. Requires 2 1/2" deep box.

"T" Rating

20 Amperes 125 Volts

Bryant Nos.	Hubbell Nos.	Type	Each	10 Each	50 Each
3971	8941	S.P.	\$2.34	\$2.27	\$1.80
3972	8942	S.P.	3.32	2.92	2.54
3973	8943	3-Way	3.00	2.66	2.30

**FLUSH
TUMBLER
SWITCHES**



Made small to make wiring room larger. Bakelite enclosed dust-proof housing.

"T" Rating

10 Amperes 125 Volts
Brown Handle

Bryant or Hubbell Nos.	Type	Each	10 Each	100 Each
1815D	Sgl. Pole	\$0.98	\$0.88	\$0.76
1835D	3-Way	1.36	1.20	1.04
Ivory Handle				
1915D	Sgl. Pole	1.06	.94	.82
1935D	3-Way	1.42	1.26	1.10

Specification grade. 30-ampere switches require 2 1/2" deep box. Take standard plates. Brown handle.

"T" Rating

10 Amperes, 125 Volts

Bryant Nos.	Hubbell Nos.	Type	Each	10 Each	50 Each
4961	9801	S.P.	\$1.98	\$1.74	\$1.52
4962	9802	D.P.
4963	9803	3-Way	3.30	2.90	2.52

20 Amperes 250 Volts

Bryant Nos.	Hubbell Nos.	Type	Each	10 Each	30 Each
5861	9815	S.P.	3.32	2.92	2.54
5862	9816	D.P.	3.76	3.32	2.88
5863	9943	3-Way	3.74	3.30	2.86

30 Amperes 250 Volts

Bryant Nos.	Hubbell Nos.	Type	Each	10 Each	30 Each
5431	2923	S.P.	4.58	4.04	3.50
5432	2924	D.P.	6.58	5.82	5.02
5433	2925	3-Way	6.26	5.52	4.78

Graybar

Graybar

Graybar

Graybar

MERCURY SILENT FLUSH SWITCHES

Wide mounting ears. Must be mounted vertically. Bakelite case.

"T" Rating

10 Amperes 125 Volts
5 Amperes 250 Volts
15 Amperes 120 Volts AC



Brown Handle		Type	Each	10 Each	100 Each
Bryant Nos. 4701	Hubbell Nos. 9711	S.P.	\$1.68	\$1.48	\$1.30
4703	9713	3-Way	3.18	2.80	2.42
4704	9714	4-Way	6.54	5.78	5.00
Ivory Handle		Type	Each	10 Each	50 Each
4701-I	9711-I	S.P.	1.88	1.64	1.44
4703-I	9713-I	3-Way	3.36	2.96	2.58
4704-I	9714-I	4-Way	6.72	5.94	5.16
Lighted Handle		Type	Each	10 Each	100 Each
.....	9717-I	S.P.	2.56	2.24	1.96
.....	9718-I	3-Way	4.08	3.60	3.12

PUSH BUTTON SWITCHES

Single Pole

10 Amperes 125 Volts
5 Amperes 250 Volts



Bryant Nos.	Hubbell Nos.	Type	Each	10 Each	100 Each
5501	4401	S.P.	\$1.68	\$1.48	\$1.30
5503	4403	3-Way	2.24	1.98	1.72

TUMBLER SWITCHES

Mounted on steel box cover.

10 Amperes, 125 Volts

"T" Rating

Single Pole

Bryant Nos.	Hubbell Nos.	Size In.	Each	10 Each	50 Each
361	7441	3 1/4	\$0.98	\$0.86	\$0.76
461	7451	4	1.06	.94	.82
3-Way		Size In.	Each	10 Each	50 Each
363	7443	3 1/4	1.16	1.04	.90
463	7453	4	1.24	1.10	.96

Bakelite Cover and Cup
10 Amperes, 125 Volts

"T" Rating

Single Pole

Bryant Nos.	Hubbell Nos.	Size In.	Each	10 Each	50 Each
5831	7661	3 1/4	\$1.56	\$1.38	\$1.20
5841	7662	4	1.76	1.56	1.36
3-Way		Size In.	Each	10 Each	50 Each
5833	7663	3 1/4	1.70	1.50	1.32
5843	7664	4	1.92	1.68	1.46

FEEDTHRU AND PENDANT SWITCHES

Bakelite
10 Amperes, 125 Volts

Bryant Nos.	Hubbell Nos.	Each	10 Each	50 Each
2880	275	\$1.30	\$1.16	\$1.00
271	271	1.36	1.20	1.06

All Items on This Page—Cash Discount 2%



CEILING PULL SWITCHES

Bakelite Cover
10 Amp., 125 Volts
Slotted Base

Single Pole

Bryant Nos.	Hubbell Nos.	Each	10 Each	30 Each
2309	7650BC	\$5.08	\$4.48	\$3.90

Three Way

Bryant Nos.	Hubbell Nos.	Each	10 Each	30 Each
2310	7653BC	6.24	5.50	4.78



DOOR SWITCHES

With Galvanized box, cover, and striking plate. Box 2 1/16" x 1 1/2" x 1 1/2" deep. Cover 1 1/2" x 4". Plunger adjustable. 6 amp., 125 volts; 3 amp., 250 volts.

Bryant Nos.	Each	10 Each	100 Each	
2968	"ON" when door is open	\$4.46	\$3.92	\$3.40
2969	"OFF" when door is open	4.46	3.92	3.40

SURFACE ROTARY SWITCHES



Bakelite Cover
Slotted Base
Single-Pole—125 Volts

Non-Indicating

Bryant Nos.	Hubbell Nos.	Amps	Each	10 Each	100 Each
2000	9510	6	\$1.74	\$1.54	\$1.34

Indicating

Bryant Nos.	Hubbell Nos.	Amps	Each	10 Each	100 Each
2047	9511	6	2.04	1.80	1.58
2048	9515	10	2.52	2.22	1.94

Bryant Nos.	Hubbell Nos.	Amps	Each	10 Each	100 Each
2834	20	5.56	4.92	4.26

Metal Cover—Slotted Base
Double Pole—250 Volts

Indicating

Bryant Nos.	Hubbell Nos.	Amps	Each	10 Each	100 Each
2050	9515	10	\$3.56	\$3.14	\$2.74

Bryant Nos.	Hubbell Nos.	Amps	Each	10 Each	100 Each
2052	20	7.83	6.90	6.00

CANOPY SWITCHES



Rotary Type

3 Amperes, 125 Volts

Bryant Nos.	Stem In.	Each	25 Each	100 Each
7775	3/16	\$0.50	\$0.40	\$0.38
7777	1/16	.50	.40	.38

PENDANT SWITCH AND CONVENIENCE OUTLETS



Switch—6 Amp., 125 Volts.
Outlet—15 Amp., 125 Volts.

Brown composition. Used in kitchen fixtures. Connected with heater cord. Switch controls light while outlet is always available. Without cord.

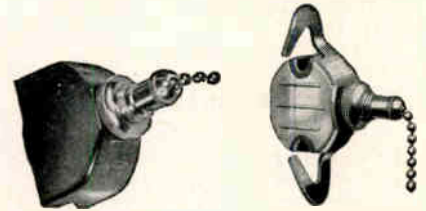
Bryant Nos.	Hubbell Nos.	Each	10 Each	50 Each
9081	7020	\$2.28	\$1.84	\$1.60

LEVOLIER "McGILL" SWITCHES



Single Circuit
Molded Phenolic Case
3 amp., "T" 125 volt
1 amp., 250 volt

Nos.	Each	10 Each	100 Each
21	\$1.06	\$0.94	\$0.80



500 Watts, 6 Amperes, 125 Volts

Nos.	Style	Link In.	Each	10 Each	100 Each
39	Link	3/16	\$1.58	\$1.40	\$1.20
41	Standard	3/4	1.52	1.34	1.16
43	1.62	1.42	1.24

1000 Watts, 10 Amperes, 125 Volts

Nos.	Each	10 Each	100 Each
1010	\$2.80	\$2.46	\$2.12



Two Circuit
For three filament lamps.


3 Amperes 125 Volts

Nos.	Each	10 Each	100 Each
201	\$1.74	\$1.54	\$1.32

10 Amperes 125 Volts

Nos.	Each	10 Each	100 Each
1020S	\$2.80	\$2.40	\$2.12

LEVER EXTENSIONS



For Levolier Switches

Prevents cord from rubbing on fixture.

Nos.	Length	Each	10 Each	100 Each
85	5	\$0.34	\$0.30	\$0.24
85W	9	.44	.38	.32
86 (for No. 71 Switch)	5	.18	.14	.12

Specify bronze or nickel finish.

THIN "LEVOLIER" PULL SWITCH



Only 1 1/2" Thick.
60 Amp., 125 Volt "T" rated

Molded Brown Phenolic case, 1 5/8" x 1 1/2". 6" wire leads. Stem diameter 1 5/32"; length 3/4".

Nos.	Each	10 Each	100 Each
71	\$1.42	\$1.24	\$1.08

FLUSH RECEPTACLES



No. 4831

With slot finding groove and large plaster ears. Has extra terminal screws which affords convenience in wiring and eliminates splicing where circuit is continued to other outlets. "T" slots.



No. 4832

15 Amperes 125 Volts					
STANDARD GRADE—BROWN					
Bryant Nos.	Hubbell Nos.	Each	10 Each	100 Each	
4832	9595	\$0.74	\$0.66	\$0.58	
....	7590	.68	.60	.52	
STANDARD GRADE—IVORY					
4832-I	9595-I	.86	.76	.68	50 Each
4831-I	7590-I	.80	.72	.62	

BACK-WIRED DUPLEX RECEPTACLES



No exposed wires when wired through back. Has double sided contacts, T slots and large head recessed binding screws for continuous wiring. Meets Federal and R.E.A. Specifications. 15 amperes, 125 volts.

Bryant Nos.	Hubbell Nos.	Color	Each	10 Each	100 Each
9260	9260	Brown	\$1.10	\$0.96	\$0.86
9260-I	9260-I	Ivory	1.20	1.06	.92

FOR TWO-CIRCUIT INSTALLATIONS



Switch control of one outlet. Two feeds, two returns. "T" slots — All Bakelite.

15 Amperes - 125 Volts

STANDARD GRADE BROWN

Hubbell Nos.	Duplex	Each	10 Each	100 Each
9571		\$1.00	\$0.88	\$0.78
9571-I	Duplex	1.12	1.00	.88

HUBBELL "SAFETY PLUS" RECEPTACLE



Knife blades, pins, wires or other foreign objects inserted into the receptacle will not energize the unit. Makes contact only when caps are inserted.

10 Amps., 250 Volts—15 Amps., 125 Volts

Hubbell Nos.	Color	Each	10 Each	100 Each
SP49	Brown	\$1.22	\$1.08	\$0.94
PS49-I	Ivory	1.36	1.20	1.04

HUBBELL "TWIST-TITE" RECEPTACLES



Uses standard caps. Holds cap firmly. Normal tension is provided when cap is plugged in straight. Maximum tension may be secured by a twist of cap to the right. To remove, twist to left and withdraw.

15 Amperes 125 Volts
Color—Brown

Bryant Nos.	Hubbell Nos.	Each	10 Each	100 Each
9200	9200	\$1.24	\$1.10	\$0.94

St L 32

INTERMEDIATE GRADE DUPLEX FLUSH RECEPTACLES



Meet R.E.A. and Federal Specifications.

With Plaster Ears
Double contact springs, washer ears, parallel slots. Meets R.E.A. and Federal Specifications.

15 Amps., 125 Volts
10 Amps., 250 Volts

INTERMEDIATE GRADE—BROWN					
Bryant Nos.	Hubbell Nos.	Each	10 Each	100 Each	
6122	9690	\$0.60	\$0.54	\$0.46	
INTERMEDIATE GRADE—IVORY					
6122-I	9690-I	.70	.62	.54	50 Each

COMPETITIVE GRADE




Made of Bakelite with sturdy contact mechanism.

Screw conveniently located. Parallel slots.
15 Amperes, 125 Volts

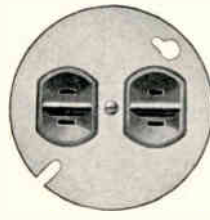
BROWN

Bryant Nos.	Duplex	Each	10 Each	100 Each
142		\$0.34	\$0.30	\$0.26
141	Single	.46	.40	.36
142-I	Duplex	.42	.36	.32
141-I	Single	.58	.52	.46

OUTLET BOX RECEPTACLES



No. 441



No. 442

15 Amperes, 125 Volts


COMPETITIVE GRADE—PARALLEL SLOTS

Metal covers, finish to resist corrosion.

Duplex

Bryant Nos.	Box In.	Each	10 Each	50 Each
442	4	\$0.88	\$0.78	\$0.68
441	4	.84	.76	.66

FLOOR RECEPTACLES



For standard switch box. Has brass plate and slotted screw plug for closing when outlet is not in use.

15 Amperes, 125 Volts; 10 Amperes, 250 Volts.

Bryant Nos.	Hubbell Nos.	Each	2 Each	10 Each
3799	7797	\$5.92	\$5.22	\$4.52

CLOCK HANGER OUTLETS

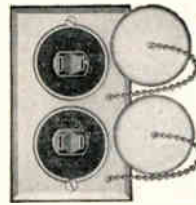


All bakelite construction, molded in one piece. Provides support and electrical connection for wall clocks. Clock completely conceals the outlet.

15 Amperes, 125 Volts
10 Amperes, 250 Volts

Bryant Nos.	Hubbell Nos.	Each	10 Each	100 Each
2992	Brown	\$1.80	\$1.58	\$1.38
2992-I	Ivory	2.06	1.82	1.58

WEATHERPROOF DUPLEX FLUSH RECEPTACLES



Completely sealed with cover and plate gasket.

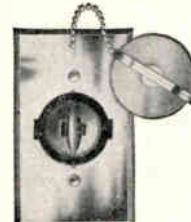
Plate of .060" brass with baked-on aluminum finish that is not affected by atmospheric conditions.

May be installed in single gang switch box or flat face FS fittings.

15 Amperes, 125 Volts; 10 Amperes, 250 Volts

Bryant Nos.	Hubbell Nos.	Each	2 Each	10 Each
3894	7791	\$5.74	\$5.06	\$4.40

OUTDOOR FLUSH RECEPTACLES



For plugging in outdoor appliances. Cadmium finish plate. Rubber mat under the plate makes it weather-proof.

15 Amperes, 125 Volts
10 Amperes, 250 Volts

Bryant Nos.	Hubbell Nos.	Each	2 Each	10 Each
3795	7792	\$4.22	\$3.72	\$3.22

FRANK ADAM FAN HANGERS



FIXTURE STUD TYPE

Use standard 4" x 4" x 1 1/2" box with 3/8" fixture stud and cover not less than 1/2" deep.

Each	20 Each
\$4.90	\$4.66

SECURITY



A complete outlet box with receptacle and plate with bolt for supporting fan.

Box size, 4" x 4" x 1 1/2"
Plate size, 2 3/4" x 4 1/4".

F. A. Security

Each	20 Each
\$4.90	\$4.66

FAN HANGER OUTLETS



With composition receptacle and brush brass flush plate. Mounts on any 4" box receptacle cover with universal receptacle and round fan supporting bolt.

15 Amperes, 125 Volts
10 Amperes, 250 Volts

Bryant Nos.	Hubbell Nos.	Each	10 Each	20 Each
3750	7710	\$6.42	\$5.66	\$4.90

WARNING LIGHT RECEPTACLES



Complete with 125 volt lamp. Fits standard switch plate.

Bryant Nos.	Hubbell Nos.	Each	10 Each	30 Each
427	432	\$2.60	\$2.30	\$1.98

Extra Lamps				
618	429	.82	.72	.62

All Items on This Page—Cash Discount 2%

Graybar

Graybar

Graybar

G r a y b a r



3-WIRE GROUNDING RECEPTACLE AND CAPS

15 Amperes 125 Volts
Designed for Grounding Exposed Metal Parts of Tools and Electrical Equipment

3-wire duplex outlet is designed for use with either metallic or non-metallic wiring systems. When desired, it can be used with a standard 2-pole parallel blade caps.

Bryant or Hubbell Nos.	Color	Each	10 Each	50 Each
5252	Duplex	\$1.86	\$1.64	\$1.44
5262	Duplex	3.72	3.28	2.84
5261	Single	2.68	2.36	2.04
5252-I	Duplex Ivory	1.87	1.65	1.58
5262-I	Duplex Ivory	3.92	3.46	3.00
5261-I	Single Ivory	2.86	2.52	2.18



3-WIRE GROUNDING RECEPTACLE AND CAPS

15 Amperes, 250 Volts
Designed for Grounding Exposed Metal Parts of Tools and Electrical Equipment

3-wire duplex outlet is designed for use with either metallic or non-metallic wiring systems. When desired, it can be used with a standard 2-pole tandem blade caps.

Bryant or Hubbell Nos.	Color	Each	10 Each	50 Each
5652	Duplex	\$2.56	\$2.28	\$1.96
5662	Duplex	4.30	3.80	3.28
5651	Single	1.86	1.64	1.42
5661	Single	2.98	2.62	2.28
5662-I	Duplex Ivory
5661-I	Single Ivory	3.14	2.78	2.40

FOUR WIRE POLARIZED DEVICES

20 Amp., 250 Volt



Hubbell Nos.	Description	Each	10 Each	50 Each
7250	Comp. flush recept.	\$3.88	\$3.42	\$2.96
7251	Cord grip cap	3.00	2.64	2.30

3-WIRE POWER OUTLETS

(With "L" Shaped Ground Slot and Blades)

30 Amperes, 250 Volts


Equipped with screw terminals, especially recommended for electric dryer installations.



Bryant or Hubbell Nos.	Hubbell Nos.	Description	Each	2 Each	10 Each
9303	9344	Flush Recept.	\$3.40	\$3.00	\$2.60
9304	9395	2 Gang Box Surface Recept.	3.40	3.00	2.60
9301	Stainless Steel plate	1.02	.90	.78
9302	Stainless steel plate for 4" or 4 1/4" box	1.75	1.54	1.34
.....	7897	Brown Bakelite plate	1.75	1.54	1.34
9337	9337	Arm cap	3.72	3.30	2.86
9339	9339	36" cord set	4.18	3.70	3.20
Bakelite, Surface Type "L" Slot				5 Each	20 Each
.....	9390	Black	3.40	3.00	2.60
.....	9390-I	Ivory	4.25	3.75	3.25

3-WIRE GROUNDING TYPE OUTLET BOX RECEPTACLES

On 4 inch metal cover.
15 Amps., 125 Volts



Bryant or Hubbell Nos.	Color	Each	10 Each	50 Each
5282	Duplex	\$4.08	\$3.60	\$3.12
5281	Single	3.00	2.66	2.30

3-WIRE GROUNDING TYPE CAPS AND CORD CONNECTORS

15 Amps., 250 Volts

For grounding exposed metal parts of portable tools or electrical equipment.



Bryant or Hubbell Nos.	Color	Each	10 Each	50 Each
5664	Cap Armored	\$1.52	\$1.34	\$1.08
5674	Cap Rubber	2.08	1.82	1.58
5676	Cap Cord Grip	2.26	2.00	1.72
5670	Body Cord Connector	3.52	3.10	2.70

G r a y b a r

3-WIRE RUBBER CAP AND CONNECTORS

15 Amps., 125 Volts



Hubbell Nos.	Color	Wires	Each	10 Each	100 Each
9413	Cap	3	\$1.04	\$0.92	\$0.80
9410	Cord Conn.	3	2.00	1.76	1.54

POLARIZED RECEPTACLES

Two and Three Wire

Flush type take standard plates.

10 Amperes, 250 Volts



Flush Type Bryant Nos.	Hubbell Nos.	Wires	Each	10 Each	30 Each
.....	5566B	2	\$1.42	\$1.26	\$1.10
9116	6051	3	2.82	2.48	2.16
Flush Type—20 Amperes—250 Volts					
556	5552	2	2.48	2.20	1.90
9326	6810	3	3.12	2.76	2.40

Also available in Ivory.



FLUSH RECEPTACLES

30 AMPERE—THREE WIRE

Soldered Terminal—Polarized

Hubbell Nos.	Description	Each	2 Each	5 Each
7112	Flush Recept.	\$6.50	\$5.76	\$4.98
7113	Armored cord grip cap	3.72	3.28	2.86
7114	.060 brass plate	3.08	2.70	2.36

50 AMPERES DEVICES RANGE RECEPTACLES

THREE WIRE BAKELITE RECEPTACLE FOR SURFACE MOUNTING



Easily installed on the floor against the baseboard.

50 AMP., 250 VOLTS

Bryant Nos.	Hubbell Nos.	Each	2 Each	10 Each
3826	7990
.....	7990	Ivory	\$3.40	\$3.00
3926	7940	Alum. cover	3.90	3.45

3-WIRE GROUNDING TYPE CAPS AND CORD CONNECTORS

15 Amps., 125 Volts

For grounding exposed metal parts or portable tool or electrical equipment.



Bryant or Hubbell Nos.	Color	Each	10 Each	50 Each
5264	Cap Armored	\$1.38	\$1.22	\$1.06
5267	Cap Rubber	1.38	1.22	1.06
5275	Cap All Rubber	.84	.74	.64
5268	Connector	1.54	1.36	1.16
5270	Cord Grip Conn.	1.08	.94	.82

POLARIZED CAPS

10 Amps., 250 Volts
Two and Three Wire.



Bryant Nos.	Hubbell Nos.	Wires	Type	Each	10 Each	30 Each
.....	7092	2	Armored	\$1.66	\$1.46	\$1.28
.....	9970	2	Rubber	1.58	1.40	1.22
.....	7055	3	Armored	1.46	1.28	1.12
.....	9750	3	Rubber	1.46	1.28	1.12
20 Amperes—250 Volts						
723	7058	2	Armored	\$1.96	1.74	1.50
9758	9758	2	Rubber	1.90	1.68	1.44
.....	7089	3	Armored	2.52	2.22	1.94
.....	9977	3	Rubber	2.38	2.10	1.82

GROUND STRAPS



Bryant Nos.	Hubbell Nos.	Each	2 Each	10 Each
3827	7989	\$1.12	\$1.00	\$0.86

All Items on This Page—Cash Discount 2%

PONY SIZE PLUGS

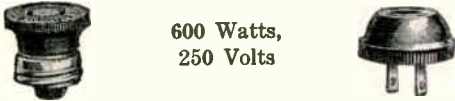
15 Amperes, 125 Volts



Bryant Nos.	Hubbell Nos.	Each	25 Each	100 Each
HUT	7431	\$0.22	\$0.20	\$0.18
HF	9014	.24	.22	.20
706	9013	.28	.26	.22

STANDARD SIZE PLUGS

600 Watts, 250 Volts



Bryant Nos.	Hubbell Nos.	Each	10 Each	25 Each
KA	5964 Cap	\$0.36	\$0.32	\$0.26
100	5917 Base	.42	.40	.34

ARMORED CAPS

With Cord Grip .437" Hole

15 Amperes 125 Volts



Bryant Nos.	Hubbell Nos.	Each	10 Each	50 Each
JK	\$0.80	\$0.70	\$0.60
JX	7184	.88	.78	.68

RUBBER CAPS

15 Amperes 125 Volts
SHORT SHANK
2-Wire



Bryant Nos.	Hubbell Nos.	Each	25 Each	100 Each
HRA	9972	\$0.42	\$0.36	\$0.32

3-Wire

Bryant Nos.	Hubbell Nos.	Each	10 Each	50 Each
9109	9975	.84	.74	.66

LONG SHANK

2-Wire



Bryant No.	Hubbell No.	Each	25 Each	100 Each
HRE		\$0.48	\$0.42	\$0.38

CORD GRIP



Hubbell Nos.	Wires	Each	10 Each	50 Each
7057	2	\$0.96	\$0.84	\$0.72
9754	2	.86	.76	.66

St L 34

All Items on This Page—Cash Discount 2%

CORD CONNECTOR BODIES

Composition

For use with regular 2-wire attachment plug caps. Parallel slots.

15 Amperes 125 Volts

Bryant No.	Hubbell No.	Each	10 Each	50 Each
130	7430	\$0.56	\$0.50	\$0.44

Rubber

15 Amperes, 125 Volts

WITH CORD GRIP

Hubbell Nos.	Wires	Each	10 Each	50 Each
9953	2	\$1.20	\$1.06	\$0.92

CORD CONNECTORS

Composition

WITHOUT CORD GRIP



15 Amperes, 125 Volts

Hubbell Nos.	Wires	Each	10 Each	50 Each
5574	Body 2	\$1.00	\$0.88	\$0.76
5964	Cap 2	.34	.32	.28
7084	Body 2	1.56	1.38	1.18

CORD CONNECTOR CAPS

Rubber

Finger grip. Parallel blades.




15 Amperes, 125 Volts

WITH CORD GRIP

Hubbell Nos.	Wires	Each	25 Each	100 Each
9940	2	\$0.78	\$0.68	\$0.60
9413	3	1.04	.90	.80

CUBE TAPS

Has 3 Outlets



15 Amperes, 125 Volts

Bryant Nos.	Each	20 Each	100 Each
17	\$0.48	\$0.42	\$0.38
18	.62	.56	.48

ADJUSTABLE ANGLE ADAPTERS

For Mazda projector flood or spot lamps. 180° vertical and 340° horizontal adjustment. 600 watts, 250 volts. Medium base.



Hubbell Nos.	Each	10 Each	100 Each
3597	1.58	1.40	1.20

HEAVY DUTY PLUGS

Large size. Body has double T slots Cap with tandem blades. Made of Bakelite.



5420

15 Amperes, 125 Volts



5612

Bryant or Hubbell Nos.	Each	10 Each	100 Each
5420 Cap	\$0.50	\$0.44	\$0.38
5612 Base	.90	.78	.68

BENJAMIN SWIVEL PLUGS

1 1/2" Cord Opening



No.	Each	50 Each
903	\$1.14	\$0.80

POLARIZED CAPS

With and without cord grip feature.



Cord Grip—10 Amperes—250 Volts

Bryant Nos.	Hubbell Nos.	Wires	Each	10 Each Qty.	Std. Pkg. Each
9112	3	\$1.44	\$1.28	50 \$1.12

Plain Grip—10 Amperes—250 Volts

9111	7252	3	.84	.74	50 .64
------	------	---	-----	-----	--------

Cord Grip—20 Amperes—250 Volts

723	7058	2	1.96	1.72	30 1.48
9322	7089	3	2.52	2.22	20 1.92

Plain Grip—20 Amperes—250 Volts

652	6720	2	1.26	1.12	30 .96
-----	------	---	------	------	--------

CORD GRIPS

For 1/2" Knockout

Fits K.O. in standard outlet box and covers.



Hubbell Nos.	Each	5 Each	25 Each
112	\$0.60	\$0.52	\$0.46

POLARIZED RECEPTACLES

Length, 2 1/2". Width, 1 1/2". Depth, 1 7/8". Requires No. 7439 plate. Fits single gang box. Two No. 7438 require three-gang box.



2-Wire—30 Amp.—250 Volts

Bryant and Hubbell Nos.	Each	10 Each	30 Each
7438 Receptacle	\$3.34	\$2.94	\$2.54


POLARIZED CAPS

2-Wire
30 Amperes
250 Volts



Bryant and Hubbell Nos.	Each	5 Each	30 Each
7436 Cord Grip	\$3.58	\$3.16	\$2.74

Graybar



BAKELITE FLUSH RECEPTACLES
With Plate
Take standard 4" box and 2 gang raised switch cover.
50 Amperes, 250 Volts

Complete Unit		2	10
Bryant Nos.	Hubbell Nos.	Each	Each
3846	7988	\$5.16	\$4.54
Receptacle Only			
3845	7974	3.40	3.00
Plate Only			
3844	7987	1.76	1.54

RANGE CONNECTOR CORD SETS



Moulded bakelite cap. Rubber cable. Length 36".

50 Amperes 250 Volts
Two No. 6 and one No. 8 wires.
Rubber Cap

Bryant Nos.	Hubbell Nos.	2 Each	10 Each
3830	9714	\$4.90	\$4.32


HEAVY DUTY RANGE RECEPTACLES



50 Amperes 250 Volts
THREE WIRE
ANGLE CAP

Bryant Nos.	Hubbell Nos.	2 Each	10 Each
3822	7977	5.42	4.78

INTERCHANGEABLE WIRING DEVICES



STANDARD SWITCHES
Designed for modern Type C lamp loads. "T" rating.
10 Amp., 125 Volt

Brown		10	50	100
Nos.	Type	Each	Each	Each
1311	Single Pole	\$0.98	\$0.86	\$0.76
1313	Three Point	\$1.36	\$1.20	\$1.04
1314	Four Point	\$3.84	\$3.38	\$2.92
Ivory		10	50	100
1411	Single Pole	\$1.06	\$0.92	\$0.82
1413	Three Way	1.42	1.26	1.10
1414	Four Way	\$3.90	\$3.44	\$2.98

LOW PRICE SWITCHES

Brown		10	50	100
Nos.	Type	Each	Each	Each
1391	Single Pole	\$0.66	\$0.58	\$0.50
1393	Three Point	\$0.84	\$0.74	\$0.64
Ivory		10	50	100
1491	Single Pole	\$0.72	\$0.64	\$0.56
1493	Three Point	\$0.90	\$0.80	\$0.70

Graybar

Graybar

HUBBELLETTE A. C. SWITCHES



15 Amperes 120/277 Volts
Screwless terminals.
For fluorescent systems.

Brown Handles		10	100
Nos.	Type	Each	Each
1161-SL	S.P.	\$1.50	\$1.32
1162-SL	D.P.	2.04	1.80
1163-SL	3-Way	2.04	1.80
1164-SL	4-Way	5.60	4.94
Ivory Handles		10	100
1161-SLI	S.P.	1.56	1.38
1162-SLI	D.P.	2.10	1.86
1163-SLI	3-Way	2.10	1.86
1164-SLI	4-Way	5.66	4.98

DESPARD ROTO-GLO A. C. SWITCHES



15 Amperes, 120/277 Volts
Screwless terminals. Ideal for residential use.

Brown		10	100
Bryant or Hubbells Nos.	Type	Each	Each
1581	S.P.	\$1.42	\$1.26
1583	3-Way	2.10	1.86
Ivory		10	100
1581-I	S.P.	1.50	1.32
1583-I	3-Way	2.18	1.92

PILOT-LIGHTS
Brown Bakelite



IL-1340 Pilot Light With 125V Red Lamp



IL-1339 Night Light With 125V Clear Lamp



IL-1341 Pilot Light Outlet

Nos.	Each	10 Each	30 Each
1340	\$2.02	\$1.78	\$1.54
1339	2.02	1.78	1.54
1341	.62	.56	.47

CONVENIENCE OUTLETS



Single convenience outlet. With self-finding slots.

Nos.	Each	10 Each	100 Each
1320	\$0.34	\$0.30	\$0.26
1420	.50	.44	.38

ATTACHMENT PLUG CAPS



Flat sides to permit use of three with single gang plate. 1/2 in. cord hole.

Nos.	Each	10 Each	100 Each
1321	\$0.32	\$0.28	\$0.24
1421	.38	.34	.28



MOUNTING STRAPS

No. 1347 is 4 3/8" long by 1 1/16" wide. No. 1348 is 4 3/8" long by 1 1/2" wide.

Nos.	Holes	10 Each	50 Each
1347	1	\$0.18	\$0.16
1348	3	.18	.16



FLUSH PILOT LIGHTS

With space in strap in which may be inserted a switch or receptacle.

Nos.	10 Each	30 Each
1377	\$2.14	\$1.90



FLUSH NEON PILOT LIGHTS

Equipped with 1/25 watt, 125 V. neon lamps, unbreakable, prismatic, plexiglass domes.

Nos.	Each	10 Each	30 Each
1375	\$1.58	\$1.38	\$1.20
1475	1.68	1.46	1.23

RUBY JEWELS



Designed with prongs for mounting on all standard plates.



Bryant Nos.	Hubbell Nos.	Type	Each	10 Each	30 Each
3850	736	Open Recept.	\$0.94	\$0.84	\$0.72
746	7298	Toggle Plate	.84	.74	.64

"BENCO" SOCKET AND HOLDERS



Socket No. 4200 Has 1/2" Cap Medium Base



4215-2 1/4
4217-3 1/4

Made of heavy gauge aluminum. Holders are threaded to fit socket. Positively weatherproof.

Nos.	Type	Each	50 Each
4200	Socket	\$2.14	\$1.62
4215	Holder	.82	.62



BENJAMIN SOCKET EXTENSIONS

Permits the use of small watt lamps in reflectors designed for the next larger size lamp, by lowering lamp to proper position.

Nos.	Medium	Each	50 Each
91		\$0.98	\$0.76
4396	Mogul	3.28	3.50

SOCKET REDUCERS



Nos.	Each	19 Each	100 Each
421	\$0.90	\$0.80	\$0.70
Medium to Candelabra			
		25 Each	100 Each
392	.62	.54	.48

Bryant Nos.	Hubbell Nos.	Each	25 Each	100 Each
9691	492	\$0.78	\$0.68	\$0.68

All Items on This Page—Cash Discount 2%

St L 35

STANDARD CAPS AND BASES FOR BRASS SHELL BODIES

PENDANT CAPS AND BUSHINGS
1 1/2" Hole

Bryant Nos.	Hubbell Nos.	Each	25 Each	100 Each
HT	414	\$0.24	\$0.22	\$0.20

1/8" FEMALE CAPS

Bryant Nos.	Hubbell Nos.	Each	25 Each	100 Each
HA	411	\$0.28	\$0.24	\$0.20

3/8" FEMALE CAPS

Bryant Nos.	Hubbell Nos.	Each	25 Each	100 Each
HC	413	\$0.42	\$0.36	\$0.32

1/2" FEMALE CAPS

Bryant Nos.	Hubbell Nos.	Each	25 Each	50 Each
HD	419	\$0.74	\$0.66	\$0.56

STANDARD BRASS SHELL BODIES

KEYLESS SOCKET BODIES

660 Watts, 250 Volts

Bry- ant Nos.	Hub- bell Nos.	Each	25 Each	100 Each
13	62	\$0.76	\$0.68	\$0.58

KEY SOCKET BODIES

250 Watts, 250 Volts

Bry- ant Nos.	Hub- bell Nos.	Each	25 Each	100 Each
10	61	\$0.94	\$0.82	\$0.72

PULL SOCKET BODIES

250 Watts, 250 Volts

Bry- ant Nos.	Hub- bell Nos.	Each	25 Each	100 Each
15	60	\$1.24	\$1.08	\$0.94

PUSH BUTTON SOCKET BODIES

660 Watts, 250 Volts

Bryant No.	Each	25 Each	100 Each
34	\$0.92	\$0.80	\$0.70

SHALLOW FIXTURE RECEPTACLES

660 Watts 250 Volts



Porcelain Bodies

5/8" deep.



418
9" No. 18CF
Heat Resist. Wire

Bryant Nos.	Hubbell Nos.	Each	25 Each	100 Each
400	4112	\$0.54	\$0.48	\$0.42
418	4118	.68	.60	.54

PORCELAIN SOCKETS AND CAPS

CORD GRIP CAPS
3/8" to 1/2" Cord

Bry- ant No.	Hub- bell No.	Each	10 Each	100 Each
PQ	198	\$1.18	\$1.04	\$0.90

PENDANT CAPS
1 1/8" Cord Hole

Bry- ant No.	Hub- bell No.	Each	10 Each	100 Each
PT	150	\$0.54	\$0.48	\$0.42

1/8" FEMALE CAPS

Bry- ant No.	Hub- bell No.	Each	10 Each	100 Each
PA	151	\$1.00	\$0.88	\$0.76

3/8" FEMALE CAPS

Bry- ant No.	Hub- bell No.	Each	10 Each	100 Each
PC	153	\$1.08	\$0.96	\$0.84

1/2" FEMALE CAPS

Bry- ant No.	Hub- bell No.	Each	10 Each	100 Each
PD	191	\$1.38	\$1.22	\$1.06

KEY SOCKET BODIES
250 Watts, 250 Volts

Bry- ant No.	Hub- bell No.	Each	10 Each	100 Each
70	161	\$1.04	\$0.92	\$0.80

KEYLESS SOCKET BODIES
660 Watts, 250 Volts

Bry- ant No.	Hub- bell No.	Each	10 Each	100 Each
73	162	\$0.76	\$0.68	\$0.60

PUSH BUTTON SOCKET BODIES
660 Watts, 250 Volts

Bry- ant No.	Each	10 Each	100 Each
71	\$1.96	\$1.74	\$1.50

PULL SOCKET BODIES
250 Watts, 250 Volts

Bry- ant No.	Hub- bell No.	Each	10 Each	100 Each
75	160	\$1.88	\$1.66	\$1.44

COMPOSITION SOCKETS AND CAPS



FT FQ 3770
Made of hard composition for heavy duty.

Bryant Nos.	Each	10 Each	100 Each
FT	\$0.56	\$0.48	\$0.42
FQ	1.22	1.08	.94
FC 3/4" Nipple	1.06	.94	.82
3770	1.22	1.08	.94
3773 Keyless	.82	.72	.64

TWO-PIECE PORCELAIN RECEPTACLES



Pull receptacle for outlet box. With shade holder groove.

For 4" Box

No. 5287 pull, chain and insulator.
No. 5288 has chain and pull cord.

Bryant Nos.	Each	10 Each	50 Each
5288	\$1.12	\$1.00	\$0.88

ONE-PIECE PORCELAIN RECEPTACLES



Shadeholder groove, chain and cord.

250 Watts, 250 Volts
With Convenience Outlet

Bryant Nos.	Size In.	Each	10 Each	50 Each
5289	3 1/4" or 4"	\$1.66	\$1.46	\$1.28

PORCELAIN BOX RECEPTACLES



Shallow type shade holder groove.

660 Watts, 250 Volts

Bryant Nos.	Size In.	Each	5 Each	50 Each
5228	4"	\$0.64	\$0.56	\$0.48

OUTLET BOX RECEPTACLES



Mount on ears of box.

660 Watts, 250 Volts

With 6" No. 14 Wire Leads

Bry- ant No.	Hub- bell No.	Size In.	Each	10 Each	100 Each
84	459	4	\$1.30	\$1.16	\$1.00

With Screw Terminals
250 Watts, 250 Volts

174	457	4	1.08	.96	.84
-----	-----	---	------	-----	-----

PONY CLEAT RECEPTACLES



660 Watts, 250 Volts

Made of Bakelite

Bry- ant Nos.	Hub- bell Nos.	Each	25 Each	100 Each
715	50715B	\$0.52	\$0.46	\$0.40

LARGE PORCELAIN CLEAT RECEPTACLES



660 Watts, 250 Volts,
Base 2 1/2"

Without Shade Holder Groove

Nos.	Each	10 Each	100 Each
9402	\$0.92	\$0.82	\$0.70

With Shade Holder Groove

4013	.92	.82	.72
------	-----	-----	-----

Graybar

WEATHERPROOF SOCKETS

660 Watts, 600 Volts



310 Bakelite, 43310 Comp., 60666 Comp.

Molded in one piece and have 6" No. 14 R. C. wire leads.

Nos.	Type	Each	10 Each	100 Each
310	Bakelite	\$0.60	\$0.52	\$0.46
311	Rubber	.78	.70	.60
43310	Comp.	.66	.58	.50
60666	Comp.	.90	.80	.68

CANVAS IMPREGNATED SOCKETS



Canvas impregnated with bakelite makes this socket practically indestructible. For use where sockets receive the greatest abuse Phosphorous bronze spring contacts. Stranded No. 14 six-inch leads.

660 Watts, 600 Volts

U.L.Co. Nos.	Each	25 Each	100 Each
63310	\$0.84	\$0.74	\$0.64

Graybar



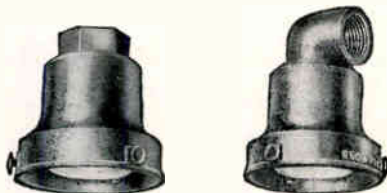
RODALE RUBBER SOCKETS

Weatherproof

Nos.	Each	25 Each	250 Each
132	\$0.42	\$0.36	\$0.28

WEATHERPROOF SOCKETS

660 Watts, 250 Volts



3996, 3997

Medium screw base. Hoods of die-cast rust-proof metal, tapped for 1/2" pipe. Aluminum finish. Shade holder type fits 2 1/4" shades.

Bryant Nos.	Hubbell Nos.	Cap	Each	10 Each	100 Each
3996	4006		\$2.22	\$1.96	\$1.70
3997	4016		2.08	1.84	1.60

Graybar

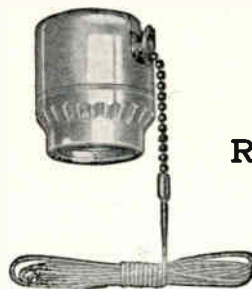
STREAMER PIN SOCKETS



Pointed terminals pierce wire when cap is screwed on. Use only with stranded wire.

Bryant Nos.	Hubbell Nos.	Base	Each	10 Each	100 Each
5464	7454		\$0.51	\$0.45	\$0.38

All Items on This Page—Cash Discount 2%



PULL FIXTURE RECEPTACLES

250 Watts, 250 Volts

Porcelain with 6 1/2" chaining and 4' cord.

Bryant Nos.	Hubbell Nos.	Each	10 Each	100 Each
978	998	\$0.96	\$0.84	\$0.74

PORCELAIN MOGUL RECEPTACLES



1500 Watts, 250 Volts

Bryant No.	Hubbell No.	Each	5 Each	50 Each
4073	3464	\$2.04	\$1.80	\$1.56




UNIVERSAL SHADE HOLDERS

For Weatherproof Sockets

Bryant Nos.	Hubbell Nos.	Size In.	Each	25 Each	250 Each
628	6633	2 1/4	\$0.68	\$0.60	\$0.52

HUBBELL TWIST-LOCK CORD CONNECTORS




Midget size. Brown bakelite. With cord grip. 2-Wire — 10 Amperes — 250 Volts

Nos.	Each	10 Each	50 Each
7465 Cap	\$0.62	\$0.56	\$0.48
7464 Body	1.12	.98	.86
3-Wire—10 Amperes—250 Volts			
7485 Cap	1.48	1.30	1.12
7484 Body	2.14	1.88	1.62

HUBBELL TWIST-LOCK RECEPTACLES



Bakelite
10 Amperes
250 Volts
Standard Size



7580, 7581

FLUSH TYPE

Nos.	Wires	Each	10 Each	50 Each
7535 Single	2	\$1.42	\$1.26	\$1.08
7582 Single	3	3.00	2.66	2.30
7540 Duplex	2	2.32	2.06	1.78
7580 Duplex	3	4.36	3.84	3.34

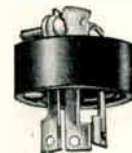
WITH 4" BOX COVER

Nos.	Wires	Ea.	5 Each	30 Each
7537 Single	2	\$1.76	\$1.56	\$1.34
7584 Single	3	3.48	3.06	2.66
7544 Duplex	2	2.68	2.36	2.04
7581 Duplex	3	4.86	4.28	3.72

HUBBELL TWIST-LOCK CAPS



10 Amperes
250 Volts
Standard Size



7545

7567

Hubbell Nos.	Type	Wires	Each	10 Each	50 Each
7507	Bakelite	2	\$0.98	\$0.86	\$0.74
7545	Rubber	2	1.38	1.22	1.06
7542	Armored	2	1.14	1.00	.88
7554	Bakelite	3	1.62	1.44	1.24
7567	Rubber	3	2.30	1.86	1.60
7572	Armored	3	1.75	1.56	1.34

HUBBELL TWIST-LOCK CONNECTOR BODIES



7506

Bakelite
With Cord Grip
10 Amperes, 250 Volts
Standard Size

Nos.	Wires	Each	10 Each	50 Each
7506	2	\$1.53	\$1.36	\$1.18
7555	3	2.78	2.46	2.12

HUBBELL TWIST LOCK RECEPTACLES



7210B

BAKELITE
20 Amperes
250 Volts



7517B

Nos.	Style	Wires	Ea.	10 Each	50 Each
7210-B	Flush	2	\$1.52	\$1.34	\$1.16
7310-B	Flush	3	3.50	3.08	2.68
7410-B	Flush	4	4.38	3.88	3.36
7217-B	4" Cover	2	\$1.92	\$1.70	\$1.47
7517-B	4" Cover	3	3.87	2.42	2.96
7417-B	4" Cover	4	4.62	4.08	3.54

PORCELAIN ALSO AVAILABLE

HUBBELL TWIST-LOCK CAPS



9763

A slight twist securely locks cap and body of receptacle together.



7311

20 AMPERES—250 VOLTS

Hubbell Nos.	Style	Wires	Each	10 @ Each	Std. Pkg. Qty.
7062	Plain	2	\$0.94	\$0.82	50 \$0.72
7102	Cord Grip	2	1.18	1.04	30 .90
9763	Cord Grip Rubber	2	1.44	1.28	30 1.12
7311	Cord Grip	3	2.52	2.22	30 1.92
9965	Cord Grip Rubber	3	2.66	2.34	30 2.03
7411	Cord Grip	3	3.50	3.08	20 2.66
9967	Cord Grip Rubber	4	3.80	3.36	20 2.92

HUBBELL TWIST LOCK CORD CONNECTORS



WITH CORD GRIP

20 Amperes—250 Volts

Nos.	Wires	Each	10 Each	30 Each
7101	2	\$1.94	\$1.72	\$1.48
7313	3	3.88	3.42	2.96
7413	4	4.86	4.28	3.72

TWIST-LOCK PLUG BASES



2-Wire — 660 Watts — 250 Volts

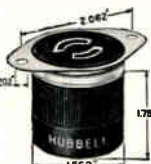
Hubbell No.	Each	10 Each	100 Each
7612	\$1.80	\$1.58	\$1.38

HUBBELL TWIST LOCK BASES



2-3-4 Wire
20 Amperes
250 Volts

7327



8809


MALE BASES

Nos.	Wires	Each	10 Each	30 Each
8808	2	\$1.74	\$1.54	\$1.34
7327	3	2.66	2.34	2.04
7408	4	2.76	2.44	2.12

FEMALE BASES

Nos.	Wires	Each	10 Each	30 Each
8809	2	2.30	2.04	1.76
7328	3	4.60	4.05	3.50
7409	4	5.30	4.68	4.06


HUBBELL 3-WIRE TWIST LOCK RECEPTACLES AND PLATES



7760

50 Amperes
-250 Volts D.C.

50 Amperes
-600 Volts A.C.



7380

Nos.	Type	Each	2 Each	5 Each
7380	Not Grounded	\$ 9.20	\$ 8.14	\$7.04
7381	Grounded	9.20	8.14	7.04
7382	With Lift Cover	3.10	2.74	2.38
7383	Less Lift Cover	2.12	1.88	1.62
7760	Connector Body	11.50	10.14	8.80
7761	Male Cap

HUBBELLOCK CIRCUIT BREAKING DEVICES

3-WIRE, POLARIZED
Self-closing — Positive-locking — Self-ejecting — Non-arcing.
20 ampere, 125 volt, A.C. or D.C.
10 ampere, 250 volt, D.C. — 460 A.C.



Bakelite receptacles — Fit FS and FD condulets, switch or outlet boxes. Use standard receptacle plates or Nos. 23007-23008 — cast-iron plates. Boxes not included.

Nos.	Receptacle	Each	5 Each	20 Each
23000	Receptacle	\$6.48	\$5.72	\$4.96
23007	Cover with Lift	3.10	2.76	2.38
23008	Cover without Lift	2.12	1.88	1.62

CORD CONNECTOR BODIES AND CAPS
With Adjustable Cord Grip



23002



23005

Nos.	Cord Diam.	Each	5 Each	20 Each
23002	.30 to .56	\$8.22	\$7.26	\$6.28
23005	.30 to .56	5.28	4.68	4.04

With Rubber Cord Grip



23010



23011

Nos.	Cord Diam.	Each	5 Each	20 Each
23010	.36 to .48	\$8.22	\$7.26	\$6.28
23011	.36 to .48	5.28	4.68	4.04

3-WIRE FUSIBLE CAPS

Takes two 0 to 15-ampere, 250-volt fuses or two Buss fusetrans. No. 23026 — With dj. cord grip. No. 23028 — With rubber cord grip.



Nos.	Cord Diam.	Each	5 Each	20 Each
23026	.30 to .56	\$18.30	\$16.17	\$14.14
23028	.36 to .48	18.30	16.17	14.14

All 3-wire devices are regularly supplied "ungrounded".

4-WIRE, POLARIZED

20 amp., 250 V. D. C., 30 amp., 600V. A. C.



24030



20416

Nos.	Receptacle	Each	2 Each	10 Each	Each
20403	Receptacle	\$10.00	\$8.82	\$7.64	
20416	Cover with Lift	3.10	2.76	2.38	
20417	Cover without Lift	2.13	1.88	1.64	

CORD CONNECTOR BODIES AND CAPS



20414—Cord



20415—Body

Nos.	Cord Diam.	Each	2 Each	10 Each	Each
20414	.40 to .75	\$11.42	\$10.08	\$8.74	
20415	.40 to .75	7.64	6.74	5.84	

All 4-wire devices are regularly supplied "grounded."

HUBBELLOCK CORD CONNECTOR BODIES AND CAPS



Four-Wire Fusible Caps

Takes two 0 to 30 amperes, 250-volt fuse or two Buss fusetrans.

30 Amperes, 250 Volts

No. 20421 — With adjustable metal cord grip.
No. 21422 — With rubber cord grip.

Nos.	Cord Diam.	Each	20 Each	10 Each
20421	.40 to .75	\$20.66	\$18.22	\$15.80
21422	.88 to 1.00	21.08	18.60	16.12

HUBBELL WEATHERPROOF PLATE



FITS RECEPTACLES

Nos. 7582, 7210, 7310

and 7410

No.	Each	10 Each	20 Each
7420	\$4.86	\$4.28	\$3.72



The Graybar Tag is symbolic of that integral part of business and living—Distribution; more goods available for more people, conveniently and at lower cost. In this case, it is representative of over 100,000 electrical items, manufactured by over 200 reputable manufacturers and distributed through Graybar to over 50,000 customers.

Many items distributed by Graybar are not listed in this condensed catalog. If you do not see what you need, ask for further information and we will see that you get it promptly. Look for the tag of quality.

Graybar

SWITCH AND RECEPTACLE PLATES



No. 91071



No. 91101



No. 91532



91091


Brown Bakelite

Nos.	Gang	Type	Each	10 Each	100 Asstd. Each
91071	1	Toggle	\$0.16	\$0.14	\$0.13
91072	2	Toggle	.34	.32	.26
91073	3	Toggle	.68	.60	.52
91074	4	Toggle	1.24	1.10	.94
91081	1	Plush	.30	.26	.22
91101	1	Duplex	.16	.14	.14
91091	1	Sgt. Recept.	.30	.26	.22
91181	1	Telephone	.40	.34	.30
91121	1	Blank	.40	.36	.32
91532	2	Toggle and Duplex	.58	.52	.44
91512	2	Toggle and Sgt. Recept.	.68	.60	.52
Ivory					
92071	1	Toggle	\$0.24	\$0.20	\$0.18
92072	2	Toggle	.48	.42	.38
92073	3	Toggle	1.08	.96	.82
92101	1	Duplex	.24	.20	.18
92091	1	SGL Recept.	.38	.34	.30
92532	2	Toggle and Duplex	.78	.70	.60

INTERCHANGEABLE PLATES



91021



91032




91011

Supplied complete with necessary straps.

Brown Bakelite

Nos.	Gang	Holes	Each	10 Each	Std. Qty.	Pkg. Each
91041	1	1	\$0.30	\$0.26	100	\$0.22
91021	1	2	.30	.26	50	.22
91031	1	3	.30	.26	30	.22
91022	2	4	.78	.70	30	.60
91012	2	2	.56	.50	50	.44
91032	2	6	1.10	.96	20	.84
91023	3	6	1.56	1.38	20	1.18
Ivory						
92041	1	1	\$0.36	\$0.32	100	\$0.28
92021	1	2	.36	.32	50	.28
92031	1	3	.36	.32	30	.28
Chromium (.040 Metal)						
97011	1	1	\$0.66	\$0.58	100	\$0.50
97021	1	2	.66	.58	50	.50
97031	1	3	.66	.58	30	.50

SIERRA SATIN FINISH STAINLESS STEEL PLATES



No. S-1 No. S-8 No. S-18


Made of .040 Stainless Steel.

Nos.	Gang	Type	Each	100 Asstd. Each
S-1	1	Toggle	\$0.56	\$0.48
S-2	2	Toggle	1.20	1.04
S-3	3	Toggle	1.80	1.56
S-7	1	Single Recept.	.56	.48
S-8	1	Duplex Recept.	.56	.48
S-9	1	Triplex Recept.	.56	.48
S-11	1	Telephone	.60	.52
S-13	1	Blank	.60	.52
S-15	1	Telephone Jack	.56	.48
S-18	2	Toggle & Duplex	1.20	1.04
S-19	2	Toggle & Triplex	1.20	1.04

SOFT SATIN

Nos.	Gang	Holes	Each	100 Asstd.
SF-1	1	1	\$0.62	\$0.52
SF-2	1	2	.62	.52
SF-3	1	3	.62	.54
SF-22	2	4	1.26	1.08

SIERRA PLASTIC WALL PLATES STANDARD SIZE AND JUMBO SIZE



1 Gang Toggle 1 Gang Duplex Recept. 2 Gang Toggle & Duplex

STANDARD SIZE PLATES—2 3/4" x 4 1/2"

Brown Plastic

Nos.	Gang	Type	Each	100 Asstd.
D-1X	1	Toggle	\$0.14	\$0.12
D-2X	2	Toggle	.30	.26
D-3X	3	Toggle	.44	.38
D-4X	4	Toggle	.72	.62
D-5X	5	Toggle	1.80	1.56
D-6X	6	Toggle	2.10	1.82
D-8X	1	Dup. Recept.	.14	.12
D-11X	1	Telephone	.26	.24
D-15X	1	Tel. Jack	.30	.26
D-18X	2	Tog. & Duplex	.38	.32
D-28X	3	2 Tog. & Dup.	.86	.74

Ivory Plastic

Nos.	Gang	Type	Each	100 Asstd.
D-1	1	Toggle	\$0.20	\$0.18
D-2	2	Toggle	.40	.34
D-3	3	Toggle	.60	.52
D-4	4	Toggle	.86	.76
D-5	5	Toggle	1.76	1.70
D-6	6	Toggle	2.24	1.94
D-8	1	Dup. Recept.	.20	.18
D-11	1	Telephone	.30	.26
D-15	1	Tel. Jack	.36	.30
D-18	2	Tog. & Duplex	.52	.46
D-28	3	2 Tog. & Dup.	1.02	.88

JUMBO SIZE—3 1/2" x 5 1/4"

Brown Plastic

DO-1X	Toggle	\$0.50	\$0.44
DO-8X	Duplex Recept.	.50	.44

Ivory Plastic

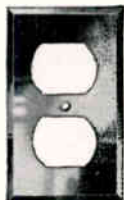
DO-1	Toggle	\$0.56	\$0.48
DO-8	Dup. Recept.	.56	.48

Combination plastic plates for toggle switches and triplex outlets available.


METAL PLATES (.040")



98071



98101



97532

Brown Enamel

Bryant Nos.	Gang	Type	Each	10 Each	100 Each
98071	1	Toggle	\$0.22	\$0.20	\$0.18
98072	2	Toggle	.42	.38	.32
98073	3	Toggle	.66	.58	.50
98101	1	Duplex	.22	.20	.18
98532	2	Toggle and Duplex	.58	.52	.44
Ivory Enamel					
99071	1	Toggle	\$0.24	\$0.22	\$0.18
99072	2	Toggle	.50	.44	.38
99073	3	Toggle	.78	.70	.60
99101	1	Duplex	.24	.22	.18
99532	2	Toggle and Duplex	.74	.66	.56


Stainless Steel

97071	1	Toggle	\$0.52	\$0.46	\$0.40
97072	2	Toggle	1.36	1.20	1.04
97073	3	Toggle	2.06	1.82	1.58
97101	1	Duplex	.52	.46	.40
97532	2	Toggle and Duplex	1.36	1.20	1.04

BRASS PLATES (.040")



Single Toggle



Duplex Receptacle

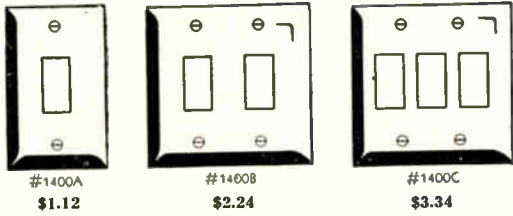
Nos.	Gang	Type	Each	10 Each	100 Each
94071	1	Toggle	\$0.84	\$0.74	\$0.66
94101	1	Duplex	.84	.74	.66
50 Each					
94121	1	Blank	\$1.10	\$0.96	\$0.84
94181	1	Telephone	1.16	1.02	.90
10 Each					
94532	2	Toggle and Duplex Recept.	\$2.24	\$1.98	\$1.72

All Items on This Page—Cash Discount 2%

St L 39 Alt

Graybar

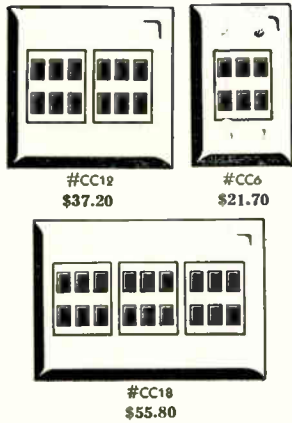
Graybar



TOUCH-PLATE SWITCHES

LOW VOLTAGE MOMENTARY CONTACT SWITCHES to operate Touch-Plate Relays No. 1550-A. All wiring to the Touch-Plate switches is open run low voltage—no conduit necessary. No box needed because of low voltage. Mounting holes fit standard outlet boxes or switch plaster rings (these can be nailed directly to studs). Touch-Plate switches can be attached directly to plywood, etc. Wire in parallel for multiple switches. Single Touch-Plate switches fit single box or plaster rings. Both two and three-gang Touch-Plate switches fit two-gang box or plaster rings. Available in both ivory and brown with either ivory or brown buttons.

Graybar



MASTER PANELS

The Touch-Plate Master Panels provide a central point (such as the master bedroom) where one can see instantly which house lights are on or off—and individually control those lights from that point.

Women often prefer two Master Panels: one at the garage (to turn on all lights before entering the house), the other in the bedroom (to turn off what lights remain on). The second Master Panel is in parallel to the first.

CC No. 12 has twelve low voltage touch buttons and twelve indicator pilot lamps, CC No. 6 has six buttons and six pilot lamps. All touch buttons control individual relays (No. 1550-A) mounted in the GB No. 9 gang boxes (the same relays controlled by Touch-Plate switches in individual rooms). The low voltage indicator lamps are controlled by individual 10V transformers, also in GB9 gang boxes, which are wired in parallel with individual fixtures.

A touch button trips the No. 1550-A relay which turns on the light and the 10V transformer, which in turn lights the indicator lamp on the Master Panel—indicating the fixture is on.

CC6 Master Panels mount to Single Gang Box. CC12 Master Panel mounts to Two-Gang Box. CC No. 18 having eighteen low voltage touch buttons also available.

RELAY NO. 1550A

A solenoid-operated silver-contact switch designed to mount in Touch-Plate gang boxes and coil to be operated on 12V DC supplied by Model No. 78K-1 Transformer and No. 17C Converter. Relay is impulse-type, cam action. Rating 10 amps, 125V AC. Controlled by momentary contact switches (Touch-Plate's Model No. 1400). Do not mount relays in outlet boxes behind fixtures.

Important: The relay is the actual switch—and controls fixtures the same as any conventional switch.

PILOT LIGHT SWITCH

Same as No. 1400A except with Ruby Jewel and Pilot Light added. To be used in locations requiring single pilot indication.

GANG BOXES

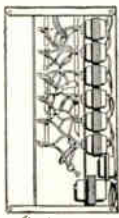
(For group mounting of relays)

No. 1620 made to receive up to 15 No. 1550-A relays, one No. 78K-1 24V transformer and one No. 17C converter. Adequate ko's provided for 115V runs.

The 115V wiring is within box and low voltage connections are outside box. Dimensions 5"x20"x4". For surface mounting only.

No. GB15 made to receive 15 No. 1550-A relays, one No. 78K-1 24V transformer, one No. 17C converter and 12 No. PL6 10 Volts k.o. mounting type transformers. All 115V and low-voltage connections within box. Dimensions: 9"x24"x4".

NO. 615 AND 1215 FACTORY PREWIRED UNITS



Consists of following items completely wired and pigtailed at factory in color code for easy installation. No. 615 has 1-GB15 Gang Box, 1-78K1 Transformer, 1-17C Converter, 6 No. 1550A Relays, 6 No. PL6 Indicator Light Transformers and knockouts provided for 9 additional relays which cannot be controlled from the Master Panel.

No. 1215 has 1-GB15 Gang Box, 1-78K1 Transformer, 1-17C Converter, 12 No. 1550A Relays, 12 No. PL6 Indicator Light Transformers and knockouts provided for 9 additional relays which cannot be controlled from the Master Panel.

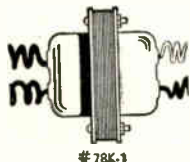
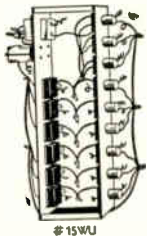
The color-coding of pigtails makes the installation of the system much simpler. Color of pigtails on the prewired units match to same color pigtails on master panel.

615 \$88.00 1215 \$144.00

NOS. 12WU AND 15WU FACTORY PREWIRED UNITS

FOR INSTALLATION WITHOUT MASTER PANEL

12WU \$86.80 15WU \$99.20



TRANSFORMERS

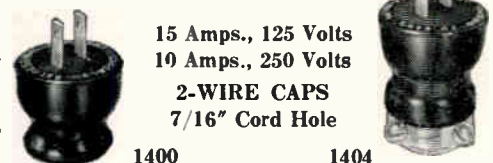
78K1 \$6.94 PL6 \$3.10

Graybar

Graybar

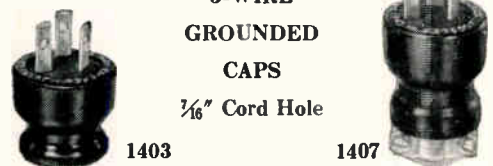
Graybar

SAFEWAY NEOTEX CAPS & CORD CONNECTORS



15 Amps., 125 Volts		1400	
10 Amps., 250 Volts		1404	
2-WIRE CAPS			
7/16" Cord Hole			
Nos.	Each	10 Each	100 Each
1400	\$0.94	\$0.82	\$0.72
1404	1.54	1.36	1.18
1402	1.10	.98	.84
1406	1.70	1.50	1.30

3-WIRE GROUNDED CAPS




7/16" Cord Hole		1403	
		1407	
Nos.	Each	10 Each	100 Each
1407	\$1.88	\$1.66	\$1.44
1420	.42	.38	.32
1421	.42	.38	.32



1500		1502		1508	
2-WIRE CONNECTORS					
Fits Standard Parallel Plug Cap					
7/16" Cord Hole					
Nos.	Each	10 Each	100 Each		
1500	\$1.54	\$1.36	\$1.18		
1502	2.12	1.88	1.62		
3-WIRE CONNECTOR					
With Cord Grip and 7/16" Cord Hole					
1508	\$2.90	\$2.56	\$2.22		

TURNEX NEOTEX LOCKING CAPS AND CONNECTOR

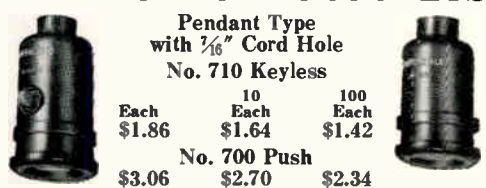
With Cord Grip and 7/16" Cord Hole
10 Amps., 250 Volts; 15 Amps., 125 Volts



2502 and 2404		2407	
2-WIRE CAP			
Nos.	Each	10 Each	100 Each
2404	\$1.88	\$1.66	\$1.44
2-WIRE CONNECTOR			
2502	\$2.98	\$2.68	\$2.28
3-WIRE CAP			
2407	\$2.38	\$2.10	\$1.82


Graybar

PROTEX NEOTEX SOCKETS



Pendant Type with 7/16" Cord Hole		No. 710 Keyless	
Each	10 Each	100 Each	
\$1.86	\$1.64	\$1.42	
No. 700 Push			
\$3.06	\$2.70	\$2.34	

VAPROTEX VAPORPROOF PORTABLE LAMP-NEOTEX HANDLE



No. 1200
Oil-proof, heat-resisting NEOTEX socket and handle . . . makes own gasket . . . TEMPROTEX heat-resisting globe . . . extra heavy guard.

Nos.	Lamp Size Watts	Each	2 Each	12 Each
1200	60	\$26.44	\$23.32	\$20.22
1201	100	28.48	25.12	21.78

GLOBES FOR VAPROTEX VAPORPROOF PORTABLE LAMP

Nos.	Watt	Each	10 Each	100 Each
1252	60	\$5.96	\$5.26	\$4.56
1253	100	6.64	5.86	5.08

PROTEX-NEOTEX SERVICE LIGHTS

Nos.	Watt-Volt	Each	5 Each	50 Each
611	7W-110V	\$5.62	\$4.96	\$4.30
612	15W-110V	8.34	7.36	6.38

SAFEWAY NEOTEX TWIN SOCKETS



Solid rubber durable construction . . . ideal for portable tools and construction work.

Nos.	Twin Socket	Each	5 Each	50 Each
720		\$4.60	\$4.06	\$3.52

WATERTITE NEOTEX KEYLESS SOCKETS



Nos.	Each	10 Each	100 Each
600	\$1.20	\$0.98	\$0.90
604	2.46	2.18	1.88

NEW 500 PORTABLE RUBBER HANDLE LAMP



Heavy duty guard . . . locked-in weatherproof socket . . . taped splice for strain relief.

Nos.	Each	6 Each	30 Each
502	No reflector, 75-100 watt size	\$4.08	\$3.60
504	With reflector, 60 watt size . . .	4.42	3.90
506	With reflector, 75-100 watt size	4.50	3.98

SAFEWAY NEOTEX DUPLEX RECEPTACLES



Nos.	Each	5 Each	25 Each
800	\$3.06	\$2.70	\$2.34

PROTEX PORTABLE LAMP NEOTEX HANDLE



No. 100
The only portable hand lamp with oil-proof NEOTEX handle . . . WATERTITE socket . . . extra heavy guard.

Nos.	Lamp Size Watts	Each	6 Each	30 Each
100	60	\$7.48	\$6.60	\$5.72



No. 104
ProTEX portable lamp . . . oil-proof NEOTEX handle . . . lite-saver full length reflector.

Nos.	Lamp Size Watts	Each	6 Each	30 Each
104	60	\$8.84	\$7.80	\$6.76
106	100	9.34	8.26	7.16

MCGILL RUBBER HANDLE LAMPS



Handle Pure Black Rubber with socket and strain relief. Takes 100-watt lamp.

Nos.	Guard	Socket	Each	10 Each	30 Each
7000	Plain	Keyless	\$4.26	\$3.76	\$3.26
7000S	Plain	Switch	4.08	3.60	3.12
7000R	Reflector	Keyless	4.60	4.06	3.52
700SR	Reflector	Switch	5.10	4.50	3.90

MCGILL LAMP GUARDS

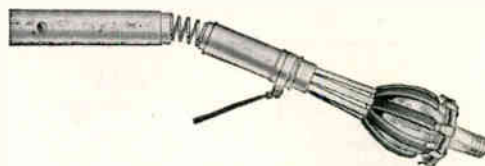


No. 2075 **No. 1075**
Loxon Locking Lamp Guards

Nos.	Lamp Size	Each	12 Lot Each	72 Lot Each
1075	60W, Brass Soc.	\$1.26	\$1.12	\$0.96
1100	100W, Brass Soc.	1.36	1.20	1.04
1075-A	60W, W.P. Soc.	1.26	1.12	.96
1100-A	100W, W.P. Soc.	1.36	1.20	1.04

Gripnon Non-Locking Lamp Guards
2075 60W, Brass Soc. \$1.20 \$1.06 \$0.92
2075-A 60W, W.P. Soc. 1.20 1.06 .92
One key included with each dozen locking guards. Extra keys .10 cents each.

ADJUSTABLE LAMP CHANGERS



Nos.	Lamps	Each	5 Each	10 Each
150CA	15-60W	\$9.36	\$8.26	\$7.16
Changer only				
151CA	100-200W	9.36	8.26	7.16
Changer only				
152C	300-500W	10.20	9.00	7.80
Changer only				
5 1/2 pole sections				

All Items on This Page—Cash Discount 2%

St L 41 Alt



VICTOR FRICTION TAPE

High grade non-raveling tape. For inside and outside use.

Nos.	Feet in Roll	Per Roll	Per 100 Rolls
8 Roll	68	\$0.88	\$83.00



AMAZON FRICTION TAPE

A. S. T. M. Grade

Highest quality friction tape to meet the most strict specifications.

Nos.	Feet in Roll	Per Roll	Per 100 Rolls
8 Roll	82½	\$1.06	\$99.00



VICTOR RUBBER TAPE

Good grade of unvulcanized compound. Requires no heat to apply.

Nos.	Feet in Roll	Per Roll	Per 100 Rolls
8 Roll	21	\$0.96	\$88.00



AMAZON RUBBER TAPE

A. S. T. M. Grade High Insulating Properties — Strength and Stretch.

Nos.	Feet in Roll	Per Roll	Per 100 Rolls
8 Roll	30	\$1.30	\$120.00



STICKA FRICTION TAPE

Low priced tape for general use.

Nos.	Feet in Roll	Per Roll	Per 100 Rolls
8 Roll	60	\$0.84	\$78.00
4 Roll	30	.46	42.00



P&B RUBEROID TAPE

An asphalt saturated insulating tape, especially durable. Suitable for conduit joints, overhead cables, motor leads. Width, ¾". 8 oz. rolls.

Per Roll	Per 100 Rolls
\$1.06	\$99.00

St L 42

All Items on This Page—Cash Discount 2%

"SCOTCH" ELECTRICAL TAPE



With plastic backing. Tough, stretchy, thin (.007) high dielectric. ¾" wide.

Nos.	Lgth. Ft.	Each	12 Each	48 Each	144 Each
33-20	20	\$1.10	\$1.00	\$0.88	\$0.82
33-66	66	3.00	2.70	2.40	2.10

"SCOTCH" GLASS CLOTH TAPE



For high temperature applications. ½" wide. .077" thick.

Nos.	Lgth. Ft.	Each	12 Each	48 Each	144 Each
27	66	\$3.50	\$3.16	\$2.80	\$2.46

"SCOTCHFIL" ELECTRICAL INSULATION PUTTY




Used for filling voids, padding sharp edges of cable connectors, motor terminals, bus bars and tee connectors.

Uniform thickness ⅛" plus width of 1½".

Nos.	Length Ft.	Each	12 Each	48 Each	144 Each
Scotch-fil	5	\$3.50	\$3.16	\$2.80	\$2.46

INDUSTRIAL TAPES



PERMACEL 29

Electricians tape. Vinyl film. Replaces rubber and friction—high dielectric strength.

¾" width — Underwriters appr.

Nos.	Lgth. Ft.	Each	12 Each	48 Each	144 Each
29	66	\$3.00	\$2.70	\$2.40	\$2.10

PERMACEL 30

Heavy Duty Vinyl Plastic

10 Mils. 10,000 volts dielectric strength. 1" width.

Nos.	Length Yds.	Each	12 Each	48 Each	144 Each
30	36	\$6.00	\$5.40	\$4.80	\$4.20

Available in ¼" to 12" width.

PERMACEL 21

Glass Cloth Electrical Tape

For high temperature-mechanical strength. Furnished in widths of ½" and ¾".

For further information contact Graybar

Permacel paper masking tape and Government specifications tapes available. Additional permacel paper — cloth — film laminated electrical tapes available also Contact Graybar.

MANSON TAPE



Closely woven cotton fabric frictioned on both sides with rubber compound containing new Heavea rubber with chemically pure admixture.

8-oz. Rolls — ¾" Width
100 Rolls Per Roll \$1.20

An OKONITE Product

OKONITE TAPE



Finest para rubber. Impervious to moisture. Nationally known brand.

8-oz. Rolls — ¾" Width

100 Rolls Per Roll \$1.40

An OKONITE Product

OKOPRENE TAPE




Weather Resistant. Made with neoprene. Particularly made for protecting splices in neoprene cables.

8-oz. Rolls — ¾" Width

100 Rolls Per Roll \$1.50

An OKONITE Product

OKOLITE TAPE



For splicing cables. Insulated with ozone resisting rubber and where voltage exceeds 2000 V.

8-oz. Rolls — ¾" Width

100 Rolls Per Roll \$1.50

An OKONITE Product

G. E. INSULATING MATERIALS

INSULATING VARNISH

Nos.	Per Gallon		Description
	1-gal. Cans	5-gal. Cans	
1201	\$8.80	\$8.00	Red Glyptal—Spray, dip or brush. Arc proof coating for electrical insulation or switch parts.

THINNER

Nos.	Per Gallon	
	1-gal. Cans	5-gal. Cans
1500	\$3.50	\$3.38

VARNISHED CLOTH TAPE

Width In.	Thickness	Per Roll	
		36 Lineal Yards to Roll	144 Rolls Per Roll
¾"	.007	\$1.58	\$1.48
¾"	.010	1.78	1.68
1"	.007	2.02	1.90
1"	.010	3.30	3.18

VARNISHED COTTON CLOTH

Thickness, In.	Per Sq. Yd.	
	25 Yd. Rolls	100 Sq. Yd. Per Sq. Yd.
.007	\$1.92	\$1.80
.010	2.20	2.08

WHITE COTTON TAPE (.007)

Width, In.	Per Roll		100 Rolls Per Roll
	20 Yd. Rolls	Per Roll	
¾"	\$0.92	\$0.82	\$78.40
1"	2.20	.96	91.60

RENEWABLE FUSES



(Ferrule Type)

250 VOLT

Amps.	Catalogue Numbers		Less Than \$30.00 or \$30.00 Net More Net	
	Buss	Econ-omy	Jeffer-son	Value Value
				Per 100
Ctn. Qty. 10				
3	REN3	F325	391-003	\$75.60 \$63.00
6	REN6	F625	391-006	
10	REN10	F1025	391-010	
15	REN15	F1525	391-015	
20	REN20	F2025	391-020	
25	REN25	F2525	391-025	
30	REN30	F3025	391-030	
Ctn. Qty. 10				
35	REN35	F3525	391-035	\$151.20 \$126.00
40	REN40	F4025	391-040	
45	REN45	F4525	391-045	
50	REN50	F5025	391-050	
50	REN50	F5025	391-050	
60	REN60	F6025	391-060	
(Knife Blade Type)				
Ctn. Qty. 5				
70	REN70	F7025	391-070	\$338.80 \$282.50
80	REN80	F8025	391-080	
90	REN90	F9025	391-090	
100	REN100	F10025	391-100	
Ctn. Qty. 1				
110	REN110	F11025	391-110	\$756.00 \$630.00
125	REN125	F12525	391-125	
150	REN150	F15025	391-150	
175	REN175	F17525	391-175	
200	REN200	F20025	391-200	
Ctn. Qty. 1				
225	REN225	F22525	391-225	\$1362.00 \$1134.00
250	REN250	F25025	391-250	
300	REN300	F30025	391-300	
400	REN400	F40025	391-400	
Ctn. Qty. 1				
450	REN450	F45025	391-450	\$2078.00 \$1733.50
500	REN500	F50025	391-500	
600	REN600	F60025	391-600	

(Ferrule Type)

600 VOLT

Amps.	Catalogue Numbers		Less Than \$30.00 or \$30.00 Net More Net	
	Buss	Econ-omy	Jeffer-son	Value Value
				Per 100
Ctn. Qty. 10				
3	RES3	F305	393-003	\$189.00 \$157.50
6	RES6	F306	393-006	
10	RES10	F1005	393-010	
15	RES15	F1505	393-015	
20	RES20	F2005	393-020	
30	RES30	F3005	393-030	
Ctn. Qty. 10				
35	RES35	F3505	393-035	\$303.00 \$252.50
40	RES40	F4005	393-040	
45	RES45	F4505	393-045	
50	RES50	F5005	393-050	
50	RES50	F5005	393-050	
60	RES60	F6005	393-060	
(Knife Blade Type)				
Ctn. Qty. 5				
70	RES70	F7005	393-070	\$681.00 \$567.50
80	RES80	F8005	393-080	
90	RES90	F9005	393-090	
100	RES100	F10005	393-100	
Ctn. Qty. 1				
100	RES110	F11005	393-110	\$1323.00 \$1102.50
125	RES125	F12505	393-125	
150	RES150	F15005	393-150	
175	RES175	F17505	393-175	
200	RES200	F20005	393-200	
Ctn. Qty. 1				
225	RES225	F22505	393-225	\$2646.00 \$2205.00
250	RES250	F25005	393-250	
300	RES300	F30005	393-300	
400	RES400	F40005	393-400	
Ctn. Qty. 1				
450	RES450	F45005	393-450	\$3780.00 \$3150.00
500	RES500	F50005	393-500	
600	RES600	F60005	393-600	

All Items on This Page—Cash Discount 2%

FUSE LINKS



250 VOLT

Amps.	Catalogue Numbers		Less Than \$30.00 or \$30.00 Net More Net		
	Buss	Econ-omy	Jeffer-son	Value Value	
				Per 100	
Ctn. Qty. 100					
3	LKN3	R203	392-003	\$3.80 \$3.16	
6	LKN6	R206	392-006		
10	LKN10	R210	392-010		
15	LKN15	R215	392-015		
20	LKN20	R220	392-020		
25	LKN25	R225	392-025		
30	LKN30	R230	392-030		
Ctn. Qty. 100					
35	LKN35	R235	392-035		\$7.56 \$6.30
40	LKN40	R240	392-040		
45	LKN45	R245	392-045		
50	LKN50	R250	392-050		
50	LKN50	R250	392-050		
60	LKN60	R260	392-060		
Ctn. Qty. 50					
70	LKN70	R270	392-070	\$17.02 \$14.18	
80	LKN80	R280	392-080		
90	LKN90	R290	392-090		
100	LKN100	R2100	392-100		
Ctn. Qty. 25					
110	LKN110	R2110	392-110	\$37.80 \$31.50	
125	LKN125	R2125	392-125		
150	LKN150	R2150	392-150		
175	LKN175	R2175	392-175		
200	LKN200	R2200	392-200		
Ctn. Qty. 25					
225	LKN225	R2225	392-225	\$67.94 \$56.62	
250	LKN250	R2250	392-250		
300	LKN300	R2300	392-300		
400	LKN400	R2400	392-400		
Ctn. Qty. 10					
450	LKN450	R2450	392-450	\$103.94 \$86.62	
500	LKN500	R2500	392-500		
600	LKN600	R2600	392-600		

600 VOLT

Amps.	Catalogue Numbers		Less Than \$30.00 or \$30.00 Net More Net	
	Buss	Econ-omy	Jeffer-son	Value Value
				Per 100
Ctn. Qty. 100				
3	LKS3	R603	394-003	\$9.46 \$7.88
6	LKS6	R606	394-006	
10	LKS10	R610	394-010	
15	LKS15	R615	394-015	
20	LKS20	R620	394-020	
25	LKS25	R625	394-025	
30	LKS30	R630	394-030	
Ctn. Qty. 100				
35	LKS35	R635	394-035	\$15.12 \$12.60
40	LKS40	R640	394-040	
45	LKS45	R645	394-045	
50	LKS50	R650	394-050	
50	LKS50	R650	394-050	
60	LKS60	R660	394-060	
Ctn. Qty. 50				
70	LKS70	R670	394-070	\$34.04 \$28.36
80	LKS80	R680	394-080	
90	LKS90	R690	394-090	
100	LKS100	R6100	394-100	
Ctn. Qty. 25				
110	LKS110	R6110	394-110	\$66.14 \$55.12
125	LKS125	R6125	394-125	
175	LKS150	R6150	394-150	
175	LKS175	R6175	394-175	
200	LKS200	R6200	394-200	
Ctn. Qty. 25				
225	LKS225	R6225	394-225	\$132.32 \$110.26
250	LKS250	R6250	394-250	
300	LKS300	R6300	394-300	
400	LKS400	R6400	394-400	
Ctn. Qty. 10				
450	LKS450	R6450	394-450	\$189.00 \$157.50
500	LKS500	R6500	394-500	
600	LKS600	R6600	394-600	

NON-RENEWABLE FUSES



(Ferrule Type)

250 VOLT

Amps.	Catalogue Numbers		Less Than \$30.00 or \$30.00 Net More Net	
	Buss	Econ-omy	Jeffer-son	Value Value
				Per 100
Ctn. Qty. 10				
3	NON3	1103	384-003	\$15.00 \$12.50
6	NON6	1106	384-006	
10	NON10	1110	384-010	
15	NON15	1115	384-015	
20	NON20	1120	384-020	
25	NON25	1125	384-025	
30	NON30	1130	384-030	
Ctn. Qty. 10				
35	NON35	1135	385-035	\$30.00 \$25.00
40	NON40	1140	384-040	
45	NON45	1145	384-045	
50	NON50	1150	384-050	
50	NON50	1150	384-050	
60	NON60	1160	384-060	
(Knife Blade Type)				
Ctn. Qty. 5				
70	NON70	11070	384-070	\$132.00 \$110.00
80	NON80	11080	384-080	
90	NON90	11090	384-090	
100	NON100	11100	384-100	
Ctn. Qty. 1				
110	NON110	11110	384-110	\$297.00 \$247.50
125	NON125	11125	384-125	
150	NON150	11150	384-150	
175	NON175	11175	384-175	
200	NON200	11200	384-200	
Ctn. Qty. 1				
225	NON225	11225	384-225	\$537.00 \$447.50
250	NON250	11250	284-250	
300	NON300	11300	384-300	
400	NON400	11400	384-400	
Ctn. Qty. 1				
450	NON450	11450	384-450	\$819.00 \$682.50
500	NON500	11500	384-500	
600	NON600	11600	384-600	

(Ferrule Type)

600 VOLT

Amps.	Catalogue Numbers		Less Than \$30.00 or \$30.00 Net More Net	
	Buss	Econ-omy	Jeffer-son	Value Value
				Per 100
Ctn. Qty. 10				
3	NOS3	1603	385-003	\$79.80 \$66.50
6	NOS6	1606	385-006	
10	NOS10	1610	385-010	
15	NOS15	1615	385-015	
20	NOS20	1620	385-015	
25	NOS25	1625	385-025	
30	NOS30	1630	385-030	
Ctn. Qty. 10				
35	NOS35	1635	385-035	\$119.40 \$99.50
40	NOS40	1640	385-040	
45	NOS45	1645	385-045	
50	NOS50	1650	385-050	
50	NOS50	1650	385-050	
60	NOS60	1660	385-060	
(Knife Blade Type)				
Ctn. Qty. 5				
70	NOS70	16070	385-070	\$267.00 \$222.50
80	NOS80	16080	385-080	
90	NOS90	16090	385-090	
100	NOS100	16100	385-100	
Ctn. Qty. 1				
110	NOS110	16110	385-110	\$519.00 \$432.50
125	NOS125	16125	385-125	
150	NOS150	16150	385-150	
175	NOS175	16175	385-175	
200	NOS200	16200	385-200</	

PLUG FUSES

Buss, Economy, Jefferson



The clear window feature makes it easy to locate a burned-out fuse. Handy retail package contains five fuses.

Table with columns: Amperes, 125 Volts, Less 100, Per 100. Rows: 10, 15, 20, 25, 30; 1, 3, 5, 6, and 8.

BUSS GLASS TUBE FUSES



For Auto, Radio, TV, and Instrument protection.

Put up 5 in a slide cover metal box that won't pop open and spill fuses.


Every BUSS fuse is electronically tested in a sensitive device that insures proper construction, correct calibration and accurate physical dimensions.

Table with columns: Nos., Amperes, Dimensions (Inches), Per 100. Rows: AGC-1 (1 amp), AGC-5 (5 amp), AGC-10 (10 amp), AGC-30 (30 amp).

BUSS NEUTRALS



0 to 60 ampere type



61 to 600 ampere type

On grounded systems, fuses are not used in the grounded conductors.

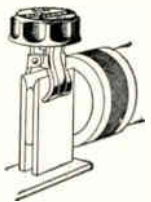
Where fuse clips are now connected to such conductors, some kind of a jumper is necessary instead of a fuse.

Table with columns: Voltage (250, 600), Amperes (N30, N60, N100, NNS30, NNS60, NNS100), Each, Per 100.

BUSS CLIP CLAMPS



Insure good contact between clips and fuse. Prevent needless blowing of fuses, by eliminating heating from poor contact that often causes fuses to blow. Reduces fuse bills.



Makes replacement of fuse clips unnecessary. Generally permits even injured clips to be used with perfect satisfaction.

Built for hard service. To prevent corrosion, all steel parts are heavily cadmium plated.

Table with columns: Nos., 250 Volts (0-30, 35-60 Amp), 600 Volts (0-30, 35-60 Amp), Each, Per 100.

BUSS PLUG FUSETRONS



Fuse with thermal element for better circuit protection.

Can be furnished in amperage ratings of 4/10, 1, 1 1/4, 1-4/10, 1-6/10, 1-8/10, 2, 2 1/4, 2 1/2, 3-2/10, 4, 4 1/2, 5, 5-6/10, 6 1/4, 7, 8, 9, 10, 12, 14, 15, 20, 25, 30 ampere.

To specify correct catalogue numbers on your orders, precede amperage required with letter T. Example T6 1/4 for 6 1/4 ampere.

Fits standard plug fuse blocks.

Table with columns: Amperes (4/10 to 14, 15, 20, 25, 30), Less than 100 Per 100, 100 Per 100.

BUSS FUSTATS



Fustat

FUSTAT means: A fuse — to which a thermal cut-off is added — and which resists tampering and stops over-fusing.



Fustat Adapter

125 Volts — Amperage rating: 1, 1.25, 1.6, 2, 2.5, 3.2, 4, 4.5, 5, 5.6, 6.25, 8, 10, 12, 14, 15, 20, 25 and 30. To specify correct Cat. Nos., precede amperage with letters.

FUSTATS ONLY


Table with columns: Amperes (1 to 14, 15, 20, 25, 30), Each, 100 Per 100.

ADAPTERS ONLY

Table with columns: Amperes (1 to 14, 15, 20, 25, 30), Each, 100 Per 100.

FUSE HOLDER ASSEMBLIES

Make it easy to protect radio, spot light, any accessories.



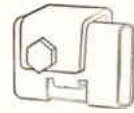
Bakelite body with bayonet type knob and terminals already staked and soldered to 19 inches of No. 14 wire. Plenty of wire to make installation easy.

BUSS FUSE REDUCERS



60 to 30 amp.

Make possible the use of lower amperage fuses or fusetrons than the clips were intended to hold.



200 to 100 amp.

Fit any panel or switch. Do not require any more space in any direction than a fuse to fit the clips.

Table with columns: Nos., Amperes, Volts, 100 Pair.

CARTRIDGE TYPE FUSETRONS BUSS, ECONOMY, JEFFERSON

250 AND 600 VOLTS



0 to 60 Amp.



70 to 600 Amp.

250 Volt (Type FRN-ECN)

Large table with columns: CAT. NOS., BUSS, ECO., JEFF., Amps, Less than \$15.00 Net Value Per 100, \$15.00 or More Net Value Per 100.

600 Volt Fusetrons (Type FRS-ECS)


Table with columns: Cat. Qty. 10, FRS, ECS, Amps, Less than \$135.32 Per 100, \$135.32 or More Net Value Per 100.

NOTE: 600 Volt Fusetrons are available in ratings up to 600 Amps.

BUSS FUSTAT BOX - COVER UNITS

on any of 4 cover sizes: Handy, Switch, Octagon & Square

Graybar



Makes a motor protective device equal to any on the market

A simple, low cost way to protect motors against BURNOUT. Turn an ordinary outlet or switch box into a motor protective device — for voltages up to 125.

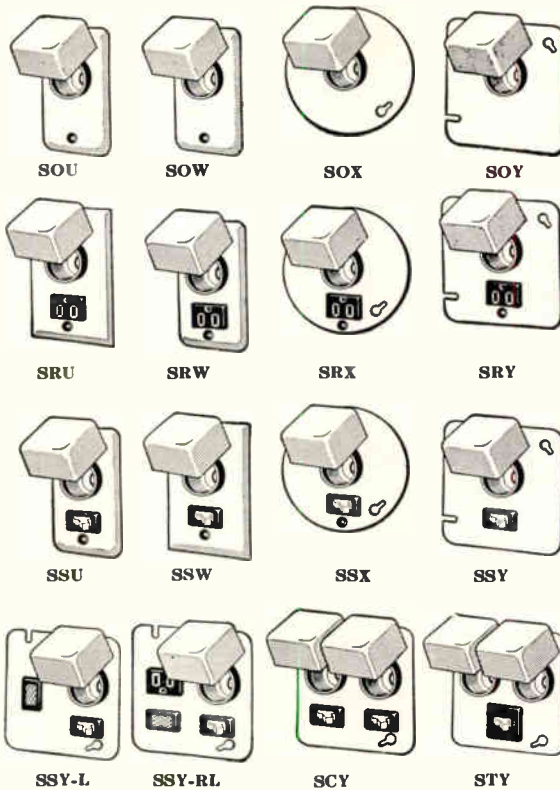
Many combinations to choose from. See listings at right.

To protect a motor just install the desired cover on box, screw in proper size Fustat and Adapter. It's that simple.

Units are made with Edison base fuse holder so any unit will take whatever size Adapter and Fustat that is needed. Listed as approved by Underwriters' Labs. when Adapter has been inserted.

Use them to prevent burnout of motors on Home, Farm, Office, Factory appliances and equipment — from such things as lack of oil, worn bearings, tight belts, overloading, wrong or low voltage.

Units without switch for any motor 3/4 h.p. or smaller. Units with switch for AC motors only — 1/2 h.p. or smaller.



HOLDER WITH FUSTAT ONLY

Nos	For	Each	20 & Over Per 100
SOU	2 1/4" Handy Box	\$0.80	\$ 72.00
SOW	2 1/4" Switch Box	0.80	72.00
SOX	4" Octagon Box	0.92	84.00
SOY	4" Square Box	0.92	84.00

HOLDER WITH PLUG-IN RECEPTACLE

Grounding Type			
Nos	For	Each	20 & Over Per 100
SRU	2 1/4" Handy Box	\$1.32	\$120.00
SRW	2 1/4" Switch Box	1.32	120.00
SRX	4" Octagon Box	1.46	132.00
SRY	4" Square Box	1.46	132.00

HOLDER WITH S.P. SWITCH

Nos	For	Each	20 & Over Per 100
SSU	2 1/4" Handy Box	\$1.52	\$138.00
SSW	2 1/4" Switch Box	1.52	138.00
SSX	4" Octagon Box	1.66	150.00
SSY	4" Square Box	1.66	150.00

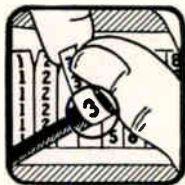
HOLDER ON 4" SQUARE COVER

Nos	With	Each	20 & Over Per 100
SSY-L	Switch & Pilot Light	\$3.00	\$270.00
SSY-RL	Switch, Pilot Light	3.00	270.00
SCY	Two Holders with Two Receptacle	4.34	390.00
STY	Two Holders with Two Receptacle & 1	2.86	258.00
		3.00	270.00

Graybar



WIRE MARKERS



Brady QUIK-LABELS mean faster wire identification. Stick without moistening. Made of durable fabric. Mounted on handy cards. Silicone Plastic coated to resist dirt, grease and moisture. Replace slow and costly string and metal tags. Cost less than "ringing out" or cutting notches in insulation. Over 1000 NEMA electrical symbols, numbers, letters and colors in stock. Choice of 1 1/2" or 3/4" long labels on Stock Cards at no extra cost.

Quantity	Standard White Cotton Cloth Per Card	Hi-Heat Resistant Acetate Cloth Per Card
25 to 49 Cards	\$0.30	\$0.40
50 to 99 Cards	.26	.32
100 to 249 Cards	.24	.28
250 to 499 Cards	.22	.26
500 to 999 Cards	.20	.24
1000 to 2499 Cards	.18	.22

Card size 2" x 9".

Printing area 1 1/2" x 9".

CONDUIT MARKERS



Self-adhesive Conduit Markers are made of durable non-conductive cloth for large and small diameter pipe. All NEMA voltages from 110V to 7200V available on Brady Stock Cards. Printed in large black letters on "Alert Orange" background, can be read up to 75 feet. Silicone Plastic coating assures permanent identification — indoors or out.

Quantity	Stock Cards 2 1/4" x 9" Per Card	Special Cards 2 1/4" x 9" Per Card
25 to 49 Cards	\$0.52	*
50 to 99 Cards	.42	.50
100 to 249 Cards	.40	.46
250 to 499 Cards	.34	.40
500 to 999 Cards	.32	.36
1000 to 2499 Cards	.28	.32
2500 to 4999 Cards	.26	.30

Over 5000 Cards: Write for Quotation.

All Items on This Page—Cash Discount 2% Except Quik Labels—Net.

PIPE MARKERS



Anyone who can read knows instantly what is in pipes marked with QUIK-LABEL Pipe Markers. Brady Pipe Markers conform to American Standards Ass'n Pipe Identification. Names of materials printed in large black letters on correct ASA background colors. Can be read up to 75 feet. Markers for over 150 materials, including all materials listed in ASA Standard A13, available on Brady Stock Cards.

Assortments:

Cotton Cloth cards can be aggregated for quantity price.

Hi-Heat cards can be aggregated. Cotton Cloth cards cannot be aggregated with Hi-Heat cards for quantity price.

Printing Colors:

No charge for printing in black ink. Color charge of \$3.00 for printing in any other color. Different labels printed in same color take only one color charge.

Background Colors Available:

White, Red, Yellow, Light Blue, Dark Blue, Light Green, Dark Green, Orange, Brown, Tan, Pink, Gray, Maroon, Olive, Purple, and Black.

Card Size: Conduit and Pipe Markers on 2 1/4" x 9" Cards.

Graybar

BURNDY QIKLUG TYPE QA-B



Heavy duty terminal for rapid termination of cables. The Qiklug accommodates a range of cables, and is supplied with one, two or more holes in the terminal tongue. Also furnished with tongues and drilling to order.

Nos.	Cable Size	Ctn. Qty.	Each	Full Ctn. Each	4 Ctns. or More Each
QA28-B	3/0 Str. 4/0 Str.	9	\$ 4.40	\$ 3.82	\$ 3.52
QA28-2B	3/0 Str. 4/0 Str.	9	4.98	4.32	4.00
QA31-B	250 MCM	6	7.04	6.10	5.62
QA31-2B	350 MCM	6	8.20	7.12	6.56
QA34-B	400 MCM	6	8.50	7.38	6.80
QA34-2B	500 MCM	6	9.68	8.38	7.74
QA40-B	600 MCM	6	14.68	12.48	11.74
QA40-2B	800 MCM	6	14.68	12.48	11.74
QA44-B	850 MCM	6	17.00	14.74	13.62



BURNDY SCRULUG TYPE KPA

For low cost indoor terminal connections. Compact construction especially useful on panelboards, in fuse boxes, safety switches, etc.

Nos.	Cond. Range		Ctn. Qty.	Each	Full Ctn. Each
	Min.	Max.			
KPA8C	14 Sol.	8 Str.	100	\$0.24	\$0.20
KPA4C	14 Sol.	4 Str.	100	.30	.24
KPA25	4 Str.	1/0 Str.	100	.62	.52
KPA28	1/0 Str.	4/0 Str.	25	1.40	1.16
KPA34	4/0 Str.	500 MCM	18	3.60	2.98

"KVS" OKLIP CONNECTORS



Husky connector for heavy-duty service connection. Each size accommodates two conductors of maximum diameter or one maximum conductor plus one or more smaller conductors. Compact construction permits quick, easy taping. Rubber-like rings capture bolts.

Nos.	Cond. Range	Each	Ctn. Qty.	Ctn. Each
KVS26	2—2/0 Str. Max.	\$1.68	25	\$1.52
KVS28	2—4/0 Str. Max.	2.72	25	2.44
KVS31	2—350MCM Max.	5.32	25	4.78
KVS34	2—500MCM Max.	7.18	12	5.56



SOLDERLESS CONNECTORS BURNDY VERSITAP TYPE QPX

All-purpose connector for use as a Tee, Link, Cross or Parallel Clamp. Either groove takes wide range of cables; rounded edges make for easy taping.

Nos.	Run Range	Tap Range	Ctn. Qty.	Ctn. Each
QPX2C2C	6—2 Str.	6—2 Str.	12	\$ 3.86
QPX282C	1—4/0 Str.	6—2 Str.	12	4.42
QPX342C	250—500MCM	6—2 Str.	6	8.30
QPX3428	250—500MCM	1—4/0 Str.	6	9.12
QPX3434	250—500MCM	250—500MCM	6	11.62
QPX442C	500—1000MCM	6—2 Str.	3	14.38

St L 46

All Items on This Page—Cash Discount Net.

BURNDY HYLUGS



One-piece, pure copper, electro-tinned connectors; easily installed with Burndy Hytools and Hypresses.



Type YAV

Type YA-L

Nos.	Cond. Size	Ctn. Qty.	Ctn. Qty. Per 100
YAV14-T5	20—12 Sol.	200	\$0.04
YAV14	20—14 Str.	200	.04
YAV14-T2	200	.04
YAV10	11— 9 Sol.	100	.06
YAV10-T3	12—10 Str.	100	.06
YAV8C-L	8 Str.	100	.14
YAV8C-L1	100	.14
YA6C-L	6 Str.	50	.14
YA6C-L3	50	.14
YA4C-L	4 Str.	50	.22
YA4C-L4	50	.22
YA2C-L	2 Str.	25	.44
YA2C-L2	25	.44
YA25-L	1/0 Str.	15	.50
YA25-L4	15	.50
YA26-L	2/0 Str.	10	.58
YA27-L4	3/0 Str.	10	.70
YA28-L4	4/0 Str.	10	.78

BURNDY INSTALLATION TOOLS




Hytool Y9M



Hytool MY29

Cuts wire, strips insulation, and installs Hydent Connectors on conductor sizes No. 22 thru No. 10.

Self-contained hand tool for installing Hydent Connectors on conductor sizes No. 8 through 250 Mcm. No removable dies are required.



Hypress Y34A

Fully insulated, hand-operated hydraulic tool for installing Hydent Connectors on conductors No. 6 through 500 Mcm. Weighs only 9 lbs.; one indenter die required for all sizes of cable. One nest die required for each size cable.

Nos.	Each
Y9M	\$ 6.50
MY29	92.00
Y34A	310.00
Indenter Die for Y34A	18.00
Nest Die for Y34A	18.00

BURNDY HYLUG KIT No. 10



Kit No. 10 contains 325 assorted Hydent Connectors for No. 20 through No. 10 wire, packed in attractive, durable cartons, plus one Y9M Hytool for cutting wire, stripping insulation and for installing the connectors. No. 10..... Each \$17.30

Craybar

T & B STA-KON WIRE JOINTS



Joint made of tough bronze, tin coated. Both ends open for visual inspection to insure wires are fully inserted.



Insulator made of strong plastic. WT-111 & WT161 tool makes perfect joint. Maximum capacity of joint is 3 No. 12 wires. Many other combinations possible.

Nos.	Type	Less 100	Per 100	1000
PT66M	Conn. & Ins.	\$77.00	\$60.00	\$48.00
PT60M	Conn.	38.40	30.00	24.00
PT6M	Insulator	38.40	30.00	24.00
PT70	Conn. only	5.40	4.30	3.40

T & B STA-KON TERMINALS

Installs Fast—Stays Fast



Insert the wire, then shake with the tool, making a perfect connection.

Nos.	Wire Size	Each	Unit Pkg. Qty.	Std. Pkg. Qty.	Per 100	1000
A18-6	22,20,18	\$ 8.00	100	\$ 6.30	1000	\$ 5.00
A18-10	22,20,18	8.00	100	6.30	1000	5.00
A18-14	22,20,18	8.00	100	6.30	1000	5.00
B14-6	20,18,16,14	8.00	100	6.30	2000	5.00
B14-10	20,18,16,14	8.00	100	6.30	2000	5.00
B14-14	20,18,16,14	8.00	100	6.30	2000	5.00
C10-6	16,14,12,10	10.40	50	8.10	1000	6.50
C10-10	16,14,12,10	10.40	50	8.10	1000	6.50
C10-14	16,14,12,10	10.40	50	8.10	1000	6.50
D8-10	9,8,7	21.60	25	16.90	500	13.50
D8-14	9,8,7	21.60	25	16.90	500	13.50
D8-516	9,8,7	21.60	25	16.90	500	13.50
E6-14	6,5	23.20	20	18.10	200	14.50
E6-516	6,5	23.20	20	18.10	200	14.50
F4-14	4,3	32.00	20	25.00	200	20.00
F4-516	4,3	32.00	20	25.00	200	20.00
F4-38	4,3	32.00	20	25.00	200	20.00
G1-14	2,1	61.00	10	47.50	100	38.00
G1-516	2,1	61.00	10	47.50	100	38.00
G1-38	2,1	61.00	10	47.50	100	38.00

SELF-INSULATED, INSULATION GRIP

RB14-6	#20,#18	\$11.20	100	\$ 8.80	1000	\$ 7.00
RB14-8	#16,#14					
RB14-10						
RB14-14						
RC10-6						
RC10-8						
RC10-10	#16,#14	16.00	50	12.50	100	10.00
RC10-14	#12,#10					
RC10-516						
RC10-38						

STA-KON SPADE TONGUE TERMINALS



Nos.	Wire Size	Each	Unit Pkg. Qty.	Std. Pkg. Qty.	Per 100	1000
B14-6F	20-14	\$ 8.00	100	\$6.30	2000	\$5.00
B14-10F	20-14	8.00	100	6.30	2000	5.00
C10-10F	16-10	10.40	50	8.10	1000	6.50
C10-14F	16-10	10.40	50	8.10	1000	6.50

Insulation Grip

B14-10G	20-14	\$8.00	100	\$6.30	500	\$5.00
---------	-------	--------	-----	--------	-----	--------

STA-KON HAND TOOLS



Installs Terminals For Wire

Nos.	Wire Sizes	Each
WT-111M	Nos. 20, 18, 16, 14, 12, 10	\$ 6.00
WT-115	Nos. 8, 6, 4, 21	36.00
WT-127	Nos. 2, 1, 1/0, 2/0, 3/0, 4/0	90.00
WT-161	Nos. 22 to 10 and PT66M	9.00
WT-105M	For RB-44, RC-55, 2B-16, 2C12 splices	9.00

STA-KON ONE-PIECE INSULATED WIRE JOINTS



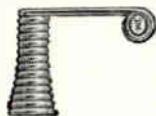
Nos.	Wire Size	Each	Unit Pkg. Qty.	Unit Pkg. Per 100	Std. Pkg. Qty.	Std. Pkg. Per 100
RB-44	Max. 2 #14 or #16 or 3 #18, etc.	\$8.00	100	\$6.30	1000	\$5.00
RC-55	Max. 3 #14 or 4 #16, etc.	9.60	50	7.50	500	6.00

STA-KON TWO-WAY INSULATED CONNECTORS



Nos.	Wire Size	Each	Unit Pkg. Qty.	Unit Pkg. Per 100	Std. Pkg. Qty.	Std. Pkg. Per 100
2B-16	2 #16	\$11.20	100	\$ 8.80	1000	\$ 7.00
2C-12	2 #12	16.00	100	12.50	1000	10.00

SCOTCHLOK SPRING CONNECTOR



Just screw on and break off winding stem. Meets both pressure and fixture connector requirements.

Nos.	Size	100 (Per Box) Per 100	1000 Per 1000
S	Small	\$ 5.30	\$ 4.78
M	Medium	7.00	6.30
L	Large	14.50	13.16

IDEAL "SET SCREW" WIRE CONNECTORS



600 volt approval. Packed 100 per carton.

Nos.	100 Per M	1000 Per M
30-211	\$9.30	\$ 8.40
Wire combinations 3-14 to 2-12		
30-222	13.00	11.80
Wire combinations 5-14 to 2-10		

IDEAL WIRE CONNECTORS

All porcelain. Simply screw on. No tape or solder required. Takes one No. 14 and one No. 18 or four No. 18 wires.

Nos.	Wire Size	Each	100 Per 1000	1000 Per 1000
305008	4 to 1	\$0.02	\$1.64	\$14.46



No tape or solder. Simply screw on. Made of composition.

Wire Capacities

No. 71B—3 No. 18; 1 No. 18 and 1 No. 16.
 No. 73B—2 No. 14; 2 No. 14 and No. 18; 4 No. 16; 5 No. 18; 3 No. 18 and 2 No. 16.
 No. 74B—5 No. 18; 5 No. 16; 4 No. 14; 2 No. 12; 4 No. 14 and 1 No. 18.
 No. 76B—6 No. 14; 4 No. 12; 3 No. 10; 6 No. 14 and 2 No. 16; 3 No. 12 and 3 No. 16.

Nos.	Each	Ctn. Qty.	Ctn. Per 1000	Std. Pkg. Qty.	Std. Pkg. Per 1000
71B	\$0.02	100	\$14.70	1000	\$13.20
73B	.03	100	23.00	1000	21.00
74B	.04	100	28.00	1000	25.40
76B	.06	100	53.00	1000	47.70

T & B "HINJON JUNIOR" TEE-PARALLEL TAP-INS



For either solid or stranded wire.

Nos.	Main	Branch	Each	12 Each	72 Each
35107	8-4	14-8	\$ 3.36	\$ 2.62	\$ 2.10
35108	8-4	8-4	3.52	2.76	2.20
35109	4-1/0	14-4	4.00	3.12	2.50
35110	4-1/0	4-1	4.64	3.62	2.90
35111	1/0-4/0	14-4	5.76	4.50	3.60
35112	1/0-4/0	8-1	6.08	4.76	3.80
35114	4/0-300M	8-1	\$ 7.04	\$ 5.50	\$ 4.40
35116	300-500M	8-1	10.60	8.26	6.60
35118	500-750M	14-1	\$13.60	\$10.60	\$ 8.50
35120	750-1000M	14-1	18.60	14.50	11.60

T & B "LOCK-TITE" TEE-PARALLEL TAPS



Make either tee or parallel taps. Take any type wire as well as round or tubular buss.

Nos.	Max. Main	Branch	Each	6 Each	36 Each
35003	4/0	2-1	\$ 5.92	\$ 4.62	\$ 3.70
35005	4/0	1/0-4/0	7.68	6.00	4.80
35007	300M	2-1/0	7.68	6.00	4.80
35009	300M	2/0-300M	10.20	8.00	6.40
35011	500M	2-3/0	12.00	9.38	7.50
35013	500M	4/0-500M	15.50	12.10	9.70
35015	750M	2-3/0	18.20	14.20	11.40
35017	750M	4/0-500M	23.40	18.20	14.60
35019	750M	500-750M	28.40	22.20	17.80

T & B "LOCK-TITE" TWO-WAY CONNECTORS



Grooved grips clamp the entire surfaces of the cables with uniform compression. Will not work loose.

Nos.	Wire Size	Each	12 Each	72 Each
32507	4 to 1	\$ 3.52	\$ 2.76	\$ 2.20
32509	1 to 2/0	\$ 5.28	\$ 4.12	\$ 3.30
32511	2/0 to 4/0	7.68	6.00	4.80
32513	4/0 to 300M	10.70	8.38	6.70
32515	300 to 500M	\$18.20	\$14.20	\$11.40
32517	500 to 750M	29.80	23.20	18.60
32519	650 to 1000M	34.80	27.20	21.80

Key wrenches furnished free.

T & B "LUG-IT"



Screw driver is only tool needed. Provides even pressure and maximum contact. Electro-plated to prevent corrosion.

Nos.	Wire Size	Each	Carton Qty.	Each	Std. Pkg. Qty.	Std. Pkg. Each
35301	14 to 6	\$0.30	200	\$0.22	1000	\$0.18
35401	8 to 2	.38	100	.30	500	.24
35501	4 to 2/0	.82	50	.64	250	.52
35601	1/0 to 4/0	1.72	10	1.34	50	1.08

All Items on This Page—Cash Discount 5%, except Servit Split-Bolt Conn. net.

St L 47

RELIABLE SPLIT-BOLT CONNECTORS

For Copper or Copperweld

Nos.	AWG Solid	AWG Strd.	Copper Weld	Std. Pkg. Qty.	Less Std. Pkg. Per 100	Std. Pkg. Per 100
6F	6	8	8A	100	\$ 40.50	\$ 38.40
4F	4	5	6A	100	49.30	46.90
2F	2	3	4A	100	69.50	66.10
1F	1	2	3A	100	75.90	72.10
1/0F	2/0	1/0	2A	50	101.20	96.10
418	3/0	2/0		25	151.76	144.18
528	4/0	4/0		25	283.30	269.20
679	350,000	CM		12	579.00	550.00
813	500,000	CM		12	752.00	714.40




BURNDY SERVIT SPLIT-BOLT CONNECTORS

For Copper or Copperweld

Nos.	AWG Solid	AWG Strd.	Copper Weld	Std. Pkg. Qty.	Less Std. Pkg. Per 100	Std. Pkg. Per 100
KS17	6	8	8A	100	\$ 54.28	\$ 43.44
KS20	4	5	6A	100	66.26	53.00
KS22	2	3	4A	100	93.40	74.74
KS23	1	2	3A	100	101.94	81.54
KS25	2/0	1/0	2A	50	135.96	108.76
KS26	3/0	2/0		25	224.36	179.48
KS28	4/0	4/0		25	380.88	304.72
KS31	350,000	CM		12	662.96	576.52
KS34	500,000	CM		12	861.12	748.80

T & B "LOCK-TITE" LUGS



Clamps the entire surface of the cable, which is held all around in a grooved grip. Compression is uniform; cable cannot spread.

Nos.	Wire Size	Each	18 Each	108 Each
31003	14 to 8	\$ 1.36	\$ 1.06	\$ 0.84
31005	8 to 6	1.74	1.36	1.08
31007	4 to 1	2.36	1.84	1.46
		Each	12 Each	72 Each
31009	1 to 2/0	\$ 3.68	\$ 2.88	\$ 2.30
31011	2/0 to 4/0	5.28	4.12	3.30
31013	4/0 to 300M	6.56	5.12	4.10
		Each	6 Each	36 Each
31015	800 to 500 M	\$10.10	\$ 7.88	\$ 6.30
31017	500 to 750M	17.30	13.50	10.80
31019	750 to 1000M	20.20	15.80	12.60



"LOCK-TITE" DOUBLE BARREL LUGS (TYPE BD)

Nos.	Wire Size	Each	6 Each	18 Each
32011-BD	2/0-4/0	\$13.30	\$10.40	\$ 8.30
32013-BD	4/0-300M	17.60	13.80	11.00
		Each	3 Each	9 Each
32015-BD	300M-500M	\$25.20	\$19.80	\$15.80
32017-BD	500M-750M	41.60	32.60	26.00
32019-BD	750M-1000M	52.40	41.00	32.80



"LOCK-TITE" TRIPLE BARREL LUGS (TYPE TB)

Nos.	Wire Size	Each	6 Each	18 Each
32011-TB	2/0-4/0	\$20.80	\$16.30	\$13.00
32013-TB	4/0-300M	25.20	19.80	15.80
		Each <td>3 Each <td>9 Each</td> </td>	3 Each <td>9 Each</td>	9 Each
32015-TB	300M-500M	\$39.60	\$31.00	\$24.80
32017-TB	500M-750M	60.40	47.20	37.80
32019-TB	750M-1000M	77.40	60.60	48.40

SQUARE D—TYPE SS SOLDER—SOLDERLESS LUGS

Nos.	Amps	Max. Wire Size	Each	Per 100 Each
SK4030	60	4	\$0.55	\$0.50
SK4032	100	0	.88	.80
SK4035	200	4/0	1.98	1.80
SK4009	400	500M	3.84	3.50
SK4012	600	1000M	6.48	5.90

Wrenches for Above
Use Screwdriver thru 100 Amp.
SK4028 200-400 \$1.54
SK4029 600 2.20

BULLDOG SOLDERLESS LUGS



Uniform compression clamps the entire surface of the wire.

Nos.	Amps	Max. Wire Size	Std. Pkg. Qty.	Each	Std. Pkg. Per 100
3021	70	4	250	\$ 0.34	\$ 31.00
3031	100	1	100	.86	76.00
3041	225	4/0	50	1.76	154.00
3052	400	500M	10	4.16	182.00
3062	650	1,000,000	5	11.20	980.00

WRENCHES FOR ABOVE

Nos.	For Lug Nos.	Each
303SW	3031, 3041	\$0.28
306SW	3052, 3062	.56

No. 3021 can be tightened with screwdriver.

SOLDERING LUGS



Side formed round end up to 250,000. Larger sizes square end. Seamless N. E. C. Standard Rating.

Amp.	Size	Wire Size	Std. Pkg. Qty.	Each	Std. Pkg. Per 100
25	3/16	10	250	\$0.06	\$ 4.44
35	1/4	8	200	.08	5.22
50	5/16	6	200	.10	8.04
70	3/8	4	125	.12	9.02
90	1/2	2	100	.14	12.32
125	5/8	0	100	.20	15.98
150	3/4	00	100	.26	20.52
225	7/8	0000	50	.44	35.48
250	1 1/16	25000	25	.86	69.88
325	1 1/8	40000	25	1.30	103.76
400	1 1/4	50000	25	2.04	162.88
550	1 3/8	80000	25	3.40	272.96
650	1 1/2	100000	25	3.82	305.90



BATTERY KNIFE SWITCHES

15 Amp., 125 Volts

Nos	Pole	Throw	Each	10 Each
707	Single	Single	\$1.14	\$11.00
708	Single	Double	1.52	1.40
709	Double	Single	1.76	1.60
710	Double	Double	2.24	2.04



STEEL CUT-OUT BOXES

TYPE A SURFACE

Black enamel galvanized finish; have 1/2" knockouts on four sides.

Wide Long Deep, In.	Each	10		10	
		(Gray Finish) Asst. Each	(Galvanized) Each	(Galvanized) Asst. Each	(Galvanized) Each
4 1/2 x 5 x 3	\$1.82	\$1.66	\$2.16	\$1.96	\$1.96
4 1/2 x 9 x 3	2.56	2.32	2.90	2.64	2.64
6 x 6 x 4	2.56	2.32	3.10	2.82	2.82
6 x 8 x 4	3.08	2.82	3.48	3.16	3.16
6 x 12 x 4	4.00	3.64	4.56	4.14	4.14
8 x 8 x 4	3.82	3.48	4.34	3.96	3.96
8 x 10 x 4	4.20	3.82	4.72	4.30	4.30
8 x 12 x 4	5.08	4.62	5.64	5.14	5.14

JUNCTION OR PULL BOXES SCREW COVER



Standard gauge steel, covers fastened with machine screws.

6"x6"x4" and 6"x8"x4" have 1 1/4" knockouts. Other sizes combination, 1", 1 1/4", 1 1/2", 2" knockouts.

Wide Long Deep, In.	Each	10		10	
		(Gray Finish) Asst. Each	(Galvanized) Each	(Galvanized) Asst. Each	(Galvanized) Each
6 x 6 x 4	\$3.08	\$2.80	\$3.20	\$2.94	\$2.94
6 x 8 x 4	3.48	3.16	4.00	3.64	3.64
8 x 8 x 4	4.00	3.64	4.36	3.96	3.96
8 x 10 x 4	4.56	4.14	5.08	4.62	4.62
8 x 12 x 4	5.46	4.96	6.00	5.46	5.46
Wide Long Deep, In.	Each	5	5	5	5
10 x 10 x 4	\$5.46	\$4.96	\$8.20	\$7.46	\$7.46
10 x 12 x 4	8.20	7.46	6.38	5.80	5.80
12 x 12 x 4	6.54	5.94	7.44	6.76	6.76
12 x 15 x 4	9.08	8.26	10.00	9.10	9.10
15 x 15 x 4	10.04	9.12	12.54	11.48	11.48
12 x 12 x 6	9.28	8.44	9.80	8.92	8.92
12 x 15 x 6	12.00	10.90	13.00	11.86	11.86
15 x 15 x 6	14.52	13.20	17.40	15.84	15.84

CURRENT TRANSFORMER CABINETS



Hinged cover. Equipped for padlocking. Grey Enamel finish.

Size In.	Each
18 x 18 x 9	\$19.14
24 x 24 x 10	42.90
30 x 36 x 10	85.80
36 x 36 x 10	99.00

BRYANT FUSE CUTOUTS

SINGLE POLE MAIN LINE

Nos.	Each
3929 30 Amp. S. P. 250 V., Porcelain	\$0.92
3930 60 Amp. S. P. 250 V., Porcelain	1.86
1931 100 Amp. S. P. 250 V., Porcelain	2.80
1934 200 Amp. S. P. 250 V., Slate	7.36

DOUBLE POLE MAIN LINE

Nos.	Each
1917 30 Amp. D.P. 250 V.	\$1.26
1918 60 Amp. D.P. 250 V.	2.92

BRYANT PLUG FUSE CUTOUTS

DOUBLE BRANCH

Nos.	Wire	Fuse	Each
222	2	2	\$2.02
232	3	2	2.48

Graybar

INDUSTRIAL HEAVY DUTY TYPE H



For heavy industrial application where service is severe. Not only meets but goes beyond Type "A" requirements. Interlocked cover.

80000 Line

NEMA 1

Single Throw—Quick Make—Quick Break
240-Volt—2-Pole—Fusible Bottom

Nos.	Amps.	H.P. Rating A. C.	Each	\$100.00 List Each
A85251	30	2	\$ 29.70	\$ 27.00
A86252	60	5	39.60	36.00
A86253	100	10	60.50	55.00
A86254	200	15	100.10	91.00

240-Volt—3-Pole—3-Phase—Fusible Bottom

Nos.	Amps.	H.P. Rating A. C.	Each	\$100.00 List Each
A85351	30	3	\$ 36.30	\$ 33.00
A86352	60	7½	51.70	47.00
A86353	100	15	80.30	73.00
A86354	200	30	119.90	109.00
A88355	400	50	266.20	242.00
A88356	600	443.30	603.00

575-Volt—3-Pole—3-Phase—Fusible Bottom

Nos.	Amps.	H.P. Rating A. C.	Each	\$100.00 List Each
A85341	30	7½	\$ 57.20	\$ 52.00
*A86341	30	7½	59.40	54.00
A86342	60	20	60.50	55.00
A86343	100	30	92.40	84.00
A86344	200	50	148.50	135.00
A88345	400	299.20	272.00
A88346	600	503.80	458.00

240-575-Volt—3-Pole—Not Fusible

Nos.	Amps.	H.P. Rating A. C.	Each	\$100.00 List Each
*A81351	30	5	\$ 34.10	\$ 31.00
A81341	30	10	39.60	36.00
A81342	60	20	49.50	45.00
A81343	100	40	73.70	67.00
A81344	200	50	96.80	88.00

240-Volt—4-Pole—Fusible

Nos.	Amps.	H.P. Rating A. C.	Each	\$100.00 List Each
A86451	30	3	\$ 51.70	\$ 47.00
A86452	60	7½	63.80	58.00
A86453	100	5	105.60	96.00
A86454	200	30	184.80	168.00
A88455	400	50	353.10	321.00
A88456	600	609.40	554.00

*60 amp. SW. with 30 amp. fuse spacing and clips.
*240 Volts Max.

INDUSTRIAL HEAVY DUTY TYPE H NEMA XII



Special industry enclosure. Ideal for use in dirty and damp locations. Interlocked cover with gasket and thumb screws.

8000 Line

Single Throw—Quick Make—Quick Break
240-Volt—3-Pole—3 Phase—Fusible Bottom

Nos.	Amps.	H. P. Rating A. C.	Each	\$100.00 List Each
H85351	30	3	\$ 39.60	\$ 36.00
H86352	60	7½	57.20	52.00
H86353	100	15	88.00	80.00
H86354	200	25	132.00	120.00

600-Volt—3-Pole—3 Phase—Fusible Bottom

Nos.	Amps.	H. P. Rating A. C.	Each	\$100.00 List Each
H85341	30	7½	62.70	57.00
H86342	60	15	67.10	61.00
H86343	100	30	101.20	92.00
H86344	200	50	163.90	149.00

Graybar

St L 49-A

All Items on This Page—Cash Discount 2%

INDUSTRIAL TYPE S



For general ind. and Comm. appl. Meets Gov't spec. for Type "A".

Interlock cover.

40000 Line

Single Throw—Quick Make—Quick Break
240-Volt—2-Pole—Fusible Bottom

Nos.	Amps.	H.P. Rating A.C.	Each	\$100.00 List Each
A45251	30	2	\$ 16.62	\$ 15.10
A46252	60	5	30.80	28.00
A46253	100	10	48.40	44.00
A46254	200	15	86.90	79.00

240-Volt—3-Wire Fusible—2 Fuses

Nos.	Amps.	H.P. Rating A.C.	Each	\$100.00 List Each
A47311	30	3	\$ 16.62	\$ 15.10
A47312	60	7½	30.80	28.00
A47313	100	15	48.40	44.00
A47314	200	30	86.90	79.00
A47315	400	50	203.50	185.00
A47316	600	381.70	347.00

240-Volt—3-Pole—3-Phase—Fusible Bottom

Nos.	Amps.	H.P. Rating A.C.	Each	\$100.00 List Each
A45351	30	3	\$ 18.40	\$ 17.00
A46352	60	7½	35.20	32.00
A46353	100	15	56.10	51.00
A46354	200	30	96.80	88.00
A46355	400	50	225.50	205.00
A46356	600	405.90	369.00

575-Volt—3-Pole—3-Phase—Fusible Bottom

Nos.	Amps.	H.P. Rating A.C.	Each	\$100.00 List Each
A45341	30	7½	\$ 35.20	\$ 32.00
A46342	60	20	42.90	39.00
A46343	100	30	77.00	70.00
A46344	200	50	166.60	106.00


240-Volt or 575-Volt—3-Pole—Not Fusible

Nos.	Amps.	H.P. Rating A.C.	Each	\$100.00 List Each
A41341	30	15	\$ 18.38	\$ 16.70
A41342	60	30	34.10	31.00
A41343	100	50	51.70	27.00
A41344	200	80.30	73.00
*A41355	400	181.50	165.00

240-Volts—4-Pole—Fusible

Nos.	Amps.	H.P. Rating A.C.	Each	\$100.00 List Each
A45451	30	3	\$ 39.60	\$ 36.00
A46451	30	3	45.10	41.00
A46452	60	7½	55.00	50.00
A46453	100	15	86.90	79.00
A46454	200	30	157.30	143.00
A46455	400	50	298.10	271.00
A46456	600	536.80	488.00

*240 Volts Max.



DOUBLE THROW SWITCHES

Not Fusible

Nos.	Amps.	Poles	Each	\$100.00 List Each
240 Volts A.C.				
92251	30	2	\$ 35.20	\$ 32.00
82252	60	2	56.10	51.00
92351	30	3	40.70	37.00
82352	60	3	61.60	56.00
82353	100	3	99.00	90.00
82354	200	3	156.20	142.00
92355	400	3	412.50	375.00
600-Volts A.C.				
82262	30	2	57.20	52.00
82342	60	3	68.20	62.00
82343	100	3	108.90	89.00

GENERAL PURPOSE TYPE G



Designed for residential and commercial application.

90000 Line

240-Volt—2-Pole—Fusible

Nos.	Amps.	Each	\$100.00 List Each
D98251	30	\$ 6.82	\$ 6.20
D96252	60	15.18	13.80
D96253	100	33.00	30.00
D96254	200	60.50	55.00

MAINS WITH SOLID NEUTRAL

240-Volt—3-Wire Fusible—2 Fuses

Nos.	Amps.	Each	\$100.00 List Each
D97351	30	\$ 7.70	\$ 7.00
D97312	60	15.18	13.80
D97313	100	33.00	30.00
D97314	200	60.50	55.00
97315	400	169.40	154.00
97316	60	6.06	5.50

240 Volt—3-Pole—Fusible—3-Phase

Nos.	Amps.	Each	\$100.00 List Each
D96351	30	\$ 14.64	\$ 13.30
D96352	60	21.24	19.30
D96353	100	38.50	35.00
D96354	200	82.50	75.00
96355	400	181.50	165.00
96356	600	363.00	330.00

240-Volt—3-Phase—4-Wire—Fusible—3 Fuses

Nos.	Amps.	Each	\$100.00 List Each
D97451	30	\$ 13.32	\$ 12.10
D97412	60	21.24	19.30
D97413	100	38.50	35.00
D97414	200	82.50	75.00
97415	400	205.70	187.00

240-Volt—2-Pole—Not Fusible

Nos.	Amps.	Each	\$100.00 List Each
D91251	30	\$ 10.34	\$ 9.40
D91252	60	15.18	13.80

240-Volt—3-Pole—3-Phase—Not Fusible

Nos.	Amps.	Each	\$100.00 List Each
91351	30	\$ 10.34	\$ 9.40
D91352	60	15.18	13.80
D91353	100	33.00	30.00
D91354	200	60.50	55.00

240-Volt—4-Pole—Fusible

Nos.	Amps.	Each	\$100.00 List Each
D96451	30	\$ 19.36	\$ 17.60
D96452	60	35.20	32.00
D96453	100	83.60	76.00
D96454	200	139.70	127.00
96455	400	248.60	226.00
96456	600	495.00	450.00

BULLDOG VACU-BREAK



30 A. to 200 A. switches are front operated.

SOLID NEUTRAL TYPE

3 Pole, 2 Blade, 2 Fuse—125/250 V.;

230 V. AC—3-Phase

For 2 Pole—2 Fuse Operation Ignor Neutral Pole

Nos.	Amperes	Horsepower Rating			Each	\$100 List Each
		Standard	Conditional	Each		
SN-321	30	3	7½	\$16.60	\$ 15.10	
SN-322	60	7½	15	30.80	28.00	
SN-323	100	15	30	48.40	44.00	
SN-324	200	30	50	85.80	79.00	
SN-325	400	50	185.00	
SN-326	600	347.00	

3 Pole, 3 Blade, 3 Fuse—230 V. AC—3 Phase

230 V. AC 250 V. DC

Nos.	Amperes	Horsepower Rating			Each	\$100 List Each
		Standard	Conditional	Each		
F-321	30	3	7½	\$20.24	\$ 18.40	
F-322	60	7½	15	35.20	32.00	
F-323	100	15	30	56.10	51.00	
F-324	200	30	50	96.80	88.00	
F-325	400	50	205.00	



400 A and larger switches are side operated.

575 Volts Fusible—Single Throw—3 Phase or 1 Phase

3 Pole, 3 Blade, 3 Fuse—600 V. AC

For 2 Pole Use Also

Horsepower Rating

Nos.	Amperes	Horsepower Rating			Each	\$100 List Each
		Standard	Conditional	Each		
F-351	30	7½	20	\$35.20	\$ 32.00	
F-352	60	20	50	42.90	39.00	
F-353	100	30	50	77.00	70.00	
F-354	200	50	106.00	
F-355	400	272.00	
F-356	600	458.00	

Not Fusible—Single Throw

3 Pole—230 V. AC or 575 V. AC

Horse Power Rating

Nos.	Amperes	Horsepower Rating			Each	\$100 List Each
		Standard	Conditional	Each		
NF-351	30	10	25	\$18.38	\$16.70	
NF-352	60	15	50	34.10	31.00	
NF-353	100	30	50	51.70	47.00	
NF-354	200	50	50	73.00	
NF-355	400	165.00	

For 2 pole operation, 2 poles only are wired, third pole is ignored.

JUNIOR TYPE "D" VACU-BREAK



30 A. to 200 A. switches are front operated.

HORSEPOWER—RATED

For Any Switching Application To—600 Amperes

250 VOLTS—FUSIBLE

3 Pole — 3 Fuse

(For 2 Pole Use Also)

Nos.	Amperes	Horsepower Rating			Each	\$100 List Each
		Standard	Conditional	Each		
JF-321	30	3	7½	\$13.30	\$ 12.10	
JF-322	60	7½	15	21.20	19.30	
JF-323	100	15	30	38.50	35.00	
JF-324	200	25	50	82.50	75.00	
JF-325	400	50	165.00	
JF-326	600	330.00	

SOLID NEUTRAL TYPE

3 Pole, 2 Fuse and Solid Neutral

Nos.	Amperes	Horsepower Rating			Each	\$100 List Each
		Standard	Conditional	Each		
JN-321	30	3	7½	\$ 8.80	\$ 8.00	
JN-322	60	7½	15	15.18	13.80	
JN-323	100	15	30	33.00	30.00	
JN-324	200	25	50	60.50	55.00	
JN-325	400	50	154.00	
JN-326	600	308.00	

4 Pole, 3 Fuse and Solid Neutral

Nos.	Amperes	Horsepower Rating			Each	\$100 List Each
		Standard	Conditional	Each		
JN-421	30	3	7½	\$13.30	\$ 12.10	
JN-422	60	7½	15	21.20	19.30	
JN-423	100	15	30	38.50	35.00	
JN-424	200	25	50	82.50	75.00	
JN-425	400	50	187.00	
JN-426	600	352.00	


All Items on This Page—Cash Discount 2%

Graybar

SQUARE D GENERAL PURPOSE SWITCHES

ROTOR DISC TYPE

Front operated toggle handle. Small in size with liberal wiring space.



30 Amperes—125/240 Volts—Plug Fuses


Nos.	Poles	Fuses	Each	\$100.00 List Each
90211	2	1	\$4.62	\$4.20
90211M	2	1	4.62	4.20
93211	2	2	5.72	5.20
90311	3	2	6.06	5.50

—Same as 90211 except larger box.

30 Amperes—125/240 Volts—Cart. Fuses

93251	2	2	\$6.82	\$6.20
90351	3	2	7.70	7.00

SWING-OUT INTERIOR



With side operating handle. Interior on hinge support, swings out of box for easy wiring. Provides liberal space for attaching conduit.

MAINS WITHOUT NEUTRAL

30 Amperes—125/250 Volts—Plug Fuses


Nos.	Poles	Fuses	Each	\$100.00 List Each
D99311	3	3	\$11.34	\$10.30

30 Amperes—250 Volts—Cartridge Fuses

99351	3	3	\$13.32	\$12.10
97351	3	2	7.70	7.00

SWITCHES WITH DEAD-FRONT SHIELDS

Side operated handle. For use as service equipment.



30 Amperes—125 Volts—Plug Fuses

Nos.	Poles	Fuses	Each	\$100.00 List Each
90211WH	2	1	\$ 5.50	\$ 5.00
*90311WH	3	2	7.16	6.50
*97311WH	3	2	8.26	7.50

MAINS WITHOUT NEUTRAL

*93211WH	2	2	\$6.82	\$6.20
----------	---	---	--------	--------

*Swing out base.
*Rotor disc type.

SQUARE D GENERAL PURPOSE SWITCHES



With side operating handle. Standard construction with interior fastened to cabinet.

30 Ampere—125/240 Volts—Plug Fuses

Nos.	Poles	Fuses	Each	\$100.00 List Each
D97211	2	1	\$4.62	\$4.20
D97311	3	2	6.06	5.50

SOLID NEUTRAL MAINS

D99211	2	2	\$5.18	\$4.70
--------	---	---	--------	--------

MAINS WITHOUT NEUTRAL

D99211	2	2	\$5.18	\$4.70
--------	---	---	--------	--------

MAIN SERVICE SWITCHES

For 3 Phase 4 Wire Cartridge Fuses

Nos.	Amps.	Each	\$100.00 List Each
D97412	60	\$21.24	\$19.30
D97413	100	38.50	35.00
D97414	200	82.50	75.00
D97415	400	205.70	187.00

SQUARE D RAIN TIGHT SWITCHES



RO Type Raintight Enclosure With Hub and Closing Cap

For outdoor lighting or industrial service where exposed to weather.

Enclosures of heavy galvanized steel, having aluminum finish. All other parts are cadmium plated.

Conduit hubs and blank caps are furnished as separate items. Select proper hub or blank cap from listings on this page.

Nos.	Amp.	Pole	Fuse	Each	\$100.00 List Each
125-250 Volt Maximum					
D97211RO	30	2	1P	\$10.34	\$ 9.40
D99211RO	30	2	2P	11.78	10.70
D98251RO	30	2	2C	12.10	11.00
D97311RO	30	3	2P	12.10	11.00
D97312RO	60	3	2C	23.66	21.50
D97313RO	100	3	2C	48.40	44.00
D97314RO	200	3	2C	81.40	74.00
D96352RO	60	3	2C	29.70	27.00
D96353RO	100	3	2C	55.00	50.00
D96354RO	200	3	2C	99.00	90.00

HEAVY DUTY (TYPE A)


125-250 Volt Maximum

A47311RO	30	3	2C	\$29.70	\$27.00
A45351RO	30	3	3C	36.30	33.00

Graybar

RANGE SWITCHES

RAINTIGHT ENCLOSURES



39112 RO

60A—2 Fuse—3 Wire Main Pull Out

Nos.	60A-2P Branches	30A-2W Plug Branches	Each	\$100.00 List Each
33582RO	1	4	\$23.00	\$20.90
39712RO	0	6	23.00	20.90
39112RO	0	0	13.32	12.10


Conduit hubs and blank caps are furnished as separate items. Select proper hub or blank cap below.

INTERCHANGEABLE HUBS

IMPORTANT—All of the raintight switches and breakers whose catalog number ends in RO are provided with one threaded opening in the top end-wall of the enclosure.

Since conduit cannot be installed in this threaded opening, interchangeable hubs are required. Order separately from table listed below.

When more than one conduit hub is required, an interchangeable hub may be installed by cutting a hole and using an adaptor nut as a lock nut, selected and ordered separately by catalog number from table listed below.



Type RO Raintight switch showing interchangeable hub and closing cap.

Switch Rating in Amps.	Cat. No. Closing Cap	Catalog Number of Interchangeable Hub for Conduit Size						Adaptor Nut	Dia. Hole Required When Using Adaptor Nut
		¾"	1"	1¼"	1½"	2"	2½"		
30	CE	HC	HD	HE	NE	1 1/16
60	CE	HC	HD	HE	NE	1 3/4
100	CE	HC	HD	HE	HG	HH	NH	2
200	CH	HG	HH	HW	NW	2 1/2
Each	\$0.22	\$2.40	\$2.40	\$2.40	\$2.40	\$4.08	\$1.22	
\$100.00 List	.20	2.20	2.20	2.20	2.20	3.70	1.10	
Each									

Graybar

SQUARE D RANGE COMBINATIONS

FUSIBLE MAIN TYPE FOR SINGLE PHASE SERVICE



These switches have 60 ampere fuse-break main switch. Also a 60 ampere fuse-break range circuit and single fuse lighting circuits. For use with outdoor meter boxes or socket type meters.

SURFACE MOUNTING MAIN AND RANGE SWITCHES IN SERIES

3 Pole, 60 Amp., Solid Neutral 115-230 Volts A. C.

Nos.	Range Circuits	Lighting Circuits	Each	\$100 List Each
33582S	1	4	\$16.72	\$15.20
33782S	1	6	25.42	23.10
33982S	1	8	33.00	30.00

MAIN AND RANGE SWITCHES IN PARALLEL

3 Pole, 70 Amp., Solid Neutral 115-230 Volts A. C.

Nos.	Range Circuits	Lighting Circuits	Each	\$100 List Each
33583PS	1	4	\$16.72	\$15.20
33783PS	1	6	25.41	23.10
33983PS	1	8	33.00	30.00

3 Pole, 100 Amp., Solid Neutral 115-230 Volts A. C.

33583PS	1	4	\$16.72	\$15.20
33783PS	1	6	25.42	23.10
33983PS	1	8	33.00	30.00

MAIN AND RANGE SWITCHES IN SERIES

3 Pole, 100 Amp., Main Pullout, Solid Neutral, 115-230 Volts A. C.

Nos.	60 Amp. Pullout	Lighting Circuit	30 Amp. Pullout	Each	\$100 List Each
31053S	1	10		\$70.40	\$64.00
31253S	1	12		74.80	68.00


Flush Mounting Switches can be furnished at the same price. Change S to F in Catalog Number.

SQUARE D FUSIBLE LOAD CENTERS

Branches: 30 amp. SP Tumbler Switches Plug Fusible.

Mains: 2 or 3 Wire, 125-250 Volt AC. Lugs only.

Box: 12" Wide, 4" Deep.



Nos.	Mains Amp.	B'chs.	Box Ht. In.	Each	\$100 List Each
NTPS08-3L	60	8	12 1/2	\$26.40	\$24.00
NTPS12-3L	60	12	16	31.70	47.00
NTPS16-3L	100	16	21	77.00	70.00
NTPS20-3L	100	20	24	108.90	99.00


Specify Flush or Surface.

SQUARE D FUSE CABINETS

With liberal wiring space provided for ease in making connections.

Mains: 2 or 3-wire, 125-250 volts, solid neutral, lugs only.

Branches: 30 amperes, 125 volt, single plug fuses.



Cat. No. 37421

Flush Nos.	Surface Nos.	Circuits	Ht. In.	Each	\$100.00 List Each
37221	39211	2	6 5/8	\$ 5.28	\$ 4.80
37421	39411	4	6 5/8	7.26	6.60
37621	39611	6	11 1/8	12.10	11.00
37821	39811	8	14 1/8	16.40	14.90
37021	39011	10	15 1/4	24.20	22.00
37121	39111	12	16 7/8	31.90	29.00

CURRENT TRANSFORMER CABINETS AVAILABLE



SQUARE D SERVICE SWITCHES



FOR SINGLE PHASE SERVICE

Main Fuse Switches Without Branch Circuits Pull-Out Type Main Switch

Fuses are accessible only with switch in off position.

60 Ampere

Nos.	Amps.	Poles	Fuses	Each	\$100.00 List Each
39112S	60	3	2	\$12.22	\$11.10
39113S	100	3	2	31.90	29.00



Fuseless Main Switches with Branch Circuits

Have a 30 or 60 ampere rotary disc main switch without main fuses.

Circuits are single pole solid neutral, for plug fuses. An insulating fiber protective shield covers all live parts, giving additional safety.

30 or 60 Amp., 115-230 Volts A. C.

Solid Neutral SURFACE TYPE

Nos.	Main Poles	Circuit Fuses	Each	\$100.00 List Each
32481	30	3	\$13.32	\$12.10
32681	30	3	16.94	15.40
32482	60	3	14.42	13.10
32682	60	3	19.36	17.60

SQUARE "D" 200 AMP PLUG-IN FUSIBLE SERVICE EQUIPMENT

(120/240 V., A. C., 1φ, 3 W., 200 Amp. Main Pullout and Your Choice of Branches)



Basic

+




Pull out

or



Plug Fuse

+

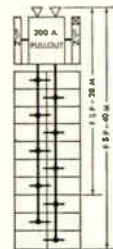


Cover

=



[Complete Device



BASIC DEVICE MAINS

BRANCHES

DEVICE

Amp Rating	Switch Type	Maximum Space	Maximum Plugs	Maximum Pullouts	Nos. Box & Interior Only	Each	\$100.00 List Each
200	Pullout	28	28	6	FSP 28M	\$104.50	\$ 95.00
		40	40	10	FSP 40M	115.50	105.00

Surface Nos.	Flush Nos.	Each	\$100.00 List Each
FSC 28MS	FSC 28MF	\$11.00	\$10.00
FSC 40MS	FSC 40MF	11.00	10.00


PLUG-IN BRANCHES

Order Separately

	Catalog Nos.	Each
2-30 A. Plug fuse section	FSP 130	\$2.75
1-30 A. Pullout section	FSP 230	6.60
1-60 A. Pullout section	FSP 260	6.00

One Pullout Section Occupies Same Space as Two Twin Plug Fuse Sections.

\$100.00 List Each
\$2.50
2.50
2.50




All Items on This Page—Cash Discount 2%

Graybar

Pushbutton operated circuit breaker. "ON" and "OFF" indication on each individual Pushmatic Unit. Quick-break and positive-make operation. A PUSH of the operating button is all that is required for either "ON" or "OFF" switching. Even the "ON" operation after automatic tripping is accomplished by the push of the button type handle. Pushmatic units are completely flexible and are designed for easy insertion and removal. Boxes and trims are gray enamel finish.

FOR 1-PHASE, 3-WIRE, SOLID NEUTRAL, 120/240 V. A.C., SERVICE THERMAL MAGNETIC TRIP TYPE



Nos.	Each	\$100 List
8000S (Surf.)	\$10.56	\$9.60
8000F (Flush)	10.56	9.60

Basic device, box with neutral and front, but no pushmatics with space for 8 1-pole pushmatics (main lugs 70 amp. max.).




Nos.	Each	\$100 List
4000S (Surf.)	\$6.16	\$5.60
4000F (Flush)	6.16	5.60

Basic device, box with neutral and front, but no pushmatics (main lugs 50 amp. max.).

1-PHASE, 3-WIRE, SOLID NEUTRAL, 120/240 V. A.C., MAIN LUGS 100 AMP. MAX.

Nos.	Maximum No. of Breakers Possible	Basic Device	Fronts	Each	\$100 List	DOORS		\$100 List
						Nos.	Each	
PI-14-3L	14	Box, interior, but no pushmatics.	Specify Flush or Surface	\$18.48	\$16.80	PMD20	\$8.80	\$8.00
PI-20-3L	20			26.40	24.00	PMD24	9.90	9.00



PI-14-3L (Box 20 1/4" High, 10 3/4" Wide, 3 3/4" Deep)

Total 1-Pole Branch Circuits	Each	\$100.00 List
5	\$33.78	\$30.70
6	36.52	33.20
7	39.20	35.70
8	42.00	38.20
9	44.78	40.70
10	47.52	43.20
11	50.28	45.70
12	53.00	48.20
13	55.78	50.70
14	58.52	53.20

(List Prices DO NOT include DOOR—Add \$7.00 if DOOR is desired.)

PI-20-3L (Box 24 1/4" High, 10 3/4" Wide, 3 3/4" Deep)

Total 1-Pole Branch Circuits	Each	\$100.00 List
11	\$58.84	\$53.50
12	61.60	56.00
13	64.34	58.50
14	67.10	61.00
15	67.84	63.50
16	72.60	66.00
17	75.34	68.50
18	78.10	71.00
19	80.86	73.50
20	83.60	76.00

(List Prices DO NOT include DOOR—Add \$8.00 if DOOR is desired.)

Graybar

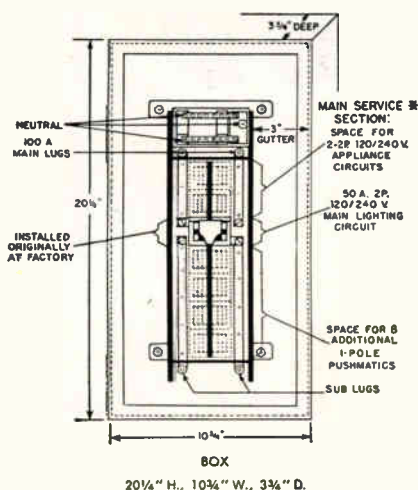
100 AMPERE SERVICE ENTRANCE PANEL (For Residential and Commercial Use)

1 Phase, 3 Wire, Solid Neutral 120/240 V. AC—Main Wire Grips 100 Amps

Split Bus for Separate Lighting and Appliance Circuits.

A Lighting Section for 1 Pole 120 V. AC. Pushmatics.

A Section for Range, or other Appliance Circuits 2 Pole 120/240 V. AC.



Nos.	Max. No. of Branch Breakers	Basic Device	Each
XD-12-3	12	Box, interior and front (specify flush or surface type) one 2-Pole 50 amp. main lighting Pushmatic but no branch lighting Pushmatic or Filter Plates.	\$26.00
XD-18-3	18	Pushmatic with 2-Pole Tie Handle and 2 1-Pole 15 amp. Branch lighting Pushmatics, no filler plates.	\$34.00

INDIVIDUAL 1-POLE PUSHMATIC UNITS AND ACCESSORIES



Type	CATALOG NUMBERS					Std. Pkg.	Each	\$100.00 List
	15A	20A	30A	40A	50A	Qty.		
Thermal ULTRA-MAGNETIC								
Without Ambient Compensator	31115	31120	31130	31140	31150	10	\$2.86	\$2.60
With Ambient Compensator	41115	41120	41130	41140	41150	10	3.30	3.00
Cat. No. PTH-2—2-Pole Tie-Handle33	.30
Cat. No. PFP-2—Blank Filler Plate11	.10
Cat. No. PHL-1—Handle Locking Device 1-Pole Pushmatic22	.20

All Items on This Page—Cash Discount 2%

St L 49-I

Graybar

SQUARE D FUSIBLE PLUG-IN QMB SAFTEX DIST. PANELBOARDS

FOR APPLICATIONS 600 VOLTS MAXIMUM
 QUICK-MAKE AND BREAK H.P. RATED UNITS 3 ϕ .3W. 440-600V A.C.

MAINS: Main Lug Only; 200, 400 or 600 A. MAIN SWITCH: 200 A only.
 BRANCHES: Quick-Make, Quick-Break H.P. Rated Plug-in Switch units two or three pole, 30 to 200 ampere capacity.
 BOXES: Code gauge steel without knockouts, finished blue-gray 30" wide by 10½" deep.
 FRONTS: Code gauge steel, without door, finished blue-gray.
 WIRING GUTTERS: End gutters 7". SIDE GUTTERS: 5½".



QMB Saflex Plug-In Panelboard Cutaway View

Graybar

ORDERING INFORMATION

1. SELECT BRANCH CIRCUITS DESIRED AND DETERMINE TOTAL SPACE REQUIRED.
2. Select interior, box, and front based on required unit space and main bus bar size needed.
3. Select blanks if needed to complete unit space.

PLUG-IN SWITCH UNITS

Catalog Number	Unit Type	600 Volts A.C.—Three Pole Unit Ampere Rating	Unit Height (Inches)	Each
QMB-3603-T	*Branch Units	30-30 twin	6	\$ 82.00
QMB-3606-T		60-60 twin	6	82.00
QMB-3610-T		100-100 twin	7½	120.00
QMB-3620		200 single	9	150.00
QMB-3620-M	Main Switch	200 A.	9	175.00

*30-60, 30-100, 60-100 twin units and two pole 600 V. units are available.

BLANKS

Catalog Number	Height	Each
QMB-1BL	1½	\$1.50
QMB-3BL	3	1.90
QMB-6BL	6	2.00
QMB-12BL	12	2.30

ADAPTOR KITS—

To Convert 60A to 30A Units


Catalog Number	Type Unit	Each
QMB-263-AL	2 P. 250 V.	\$3.00
QMB-363-AL	3 P. 250 V.	4.00
QMB-363-AH	3 P. 600 V.	3.50

INTERIORS, BOXES AND FRONTS

Total Unit Mtg. Space	Ampere Rating of Mains	Type	Complete (less units) Each	Box Height (Inches)	INTERIOR ASSEMBLY (less units) Catalog No.	Each	FRONT Catalog No.	Each	BOX Catalog No.	Each
24	200	QMB-24-2	\$145.00	44	QMB-2444-2	\$ 75.00	QM-2144-TS or TF	\$27.00	QM-2144-B	\$43.00
24	400	QMB-24-4	155.00	44	QMB-2444-4	85.00	QM-2144-TS or TF	27.00	QM-2144-B	43.00
36	400	QMB-36	190.00	56	QMB-3656-4	105.00	QM-2156-TS or TF	32.00	QM-2156-B	53.00
48	600	QMB-48	255.00	68	QMB-4868-6	143.00	QM-2168-TS or TF	40.00	QM-2168-B	72.00

Solid neutrals can be added. To make 3-phase 4-wire installations.

SQUARE "D" LAY-IN DUCT REPLACES SCREW & HINGED COVER DUCT



Length Connector is Furnished



Universal Hanger



Closing Plate



90° Elbow



Tee



Telescope



Connector

ELIMINATES THREADING AND PULLING CONDUCTORS
 JUST LAY THEM IN!!

CONSTRUCTION: Hinged cover of lengths and coupling provide unobstructed working area to lay in wires. Knockouts match other Square D electrical equipment. Fittings: Removable screwed covers with self-aligning captive screws. Finish: Blue-Gray enamel.

MOUNTING: Can be mounted flush to wall for ganging.

Description	Length in Feet	No. Connectors Furnished	2½"x2½" Size Nos.	Each	4"x4" Size Nos.	Each	6"x6" Size Nos.	Each
DUCT	1	1	LD 21	\$4.25	LD 41	\$4.95	LD 61	\$17.50
DUCT	2	1	LD 22	5.05	LD 42	6.05	LD 62	22.00
DUCT	5	1	LD 25	8.40	LD 45	9.90	LD 65	35.00

FITTINGS

CONNECTOR	0	LD 2C	.80	LD 4C	.80	LD 6 C	1.10
HANGER	0	LD 2H	1.00	LD 4H	1.20	LD 6 H	3.70
CLOSING PLATE	0	LD 2CP	.80	LD 4CP	.90	LD 6 CP	1.30
90° ELBOW	1	LD 290 L	6.30	LD 490 L	6.60	LD 690 L	10.70
45° ELBOW	1	LD 245 L	6.30	LD 445 L	6.60	LD 645 L	10.70
TEE FITTING	2	LD 2 T	7.00	LD 4 T	7.30	LD 6 T	22.80
JUNCTION BOX OR CROSS	2	LD 2 J	7.70	LD 4 J	8.00	LD 6 J	13.20
TELESCOPE FITTING	0	LD 2TF	7.70	LD 4 TF	8.00	LD 6 TF	31.00
*ADAPTOR FITTING	0	LD 22 A	3.40	LD 44 A	3.80	LD 66 A	14.30
HANGER BRACKET	0	LD 2 HB	.90	LD 4 HB	1.00

*Used to connect to existing screw and hinged cover duct.

8: L 49-K All Items on This Page—Cash Discount 2%

Graybar


Graybar

Graybar

UP TO 42 CIRCUIT—MAIN LUGS OR MAIN BREAKER—
 PLUG-IN THERMAL MAGNET—QUICK MAKE QUICK BREAK
 1 PHASE 3 WIRE OR 3 PHASE 4 WIRE A. C. ONLY



Basic



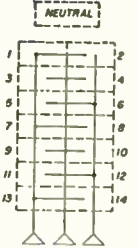
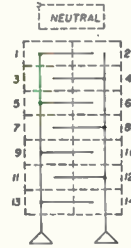
Cover



Breaker



Complete Device



BUS CONNECTION DIAGRAMS

ORDERING INFORMATION

1. Select *Basic Device* to accommodate total number of 1 pole ckt's & spaces required. (Count double pole as 2 single poles.) Main lugs or main breaker.
2. Select Flush or Surface front.
3. Select proper plug in blocks to give circuits desired.

COMPLETE DEVICE PRICE TABLE

Includes Basic Device, Front and Plug-in Breakers

No. of 1-Pole Branches	No. of 1-Pole Spaces	Type	*Complete Each			
			1φ, 3 W. S/N		3φ, 4 W. S/N	
			Main Lugs Each	Main Breaker Each	Main Lugs Each	Main Breaker Each
0	14		\$ 73.00	\$103.00	\$ 83.00	\$127.00
2	12		77.80	107.80	87.80	131.80
4	10		82.60	112.60	92.60	136.60
6	8		87.40	117.40	97.40	141.40
8	6	NQO-14	92.20	122.20	102.20	146.20
10	4		97.00	127.00	107.00	151.00
12	2		101.80	131.80	111.80	155.80
14	0		106.60	136.60	116.60	160.60
16	4		122.40	171.40	132.40	196.40
18	2	NQO-20	127.20	176.20	137.20	201.20
20	0		132.00	181.00	142.00	206.00
22	8		154.80	344.80	160.80	224.80
24	6		159.60	349.60	165.60	229.60
26	4	NQO-30	164.40	364.40	170.40	234.40
28	2		169.20	359.20	175.20	239.20
30	0		174.00	364.00	180.00	244.00
32	10		195.80	385.80	207.80	440.80
34	8		200.60	390.60	212.60	445.60
36	6	NQO-42	205.40	395.40	217.40	450.40
38	4		210.20	400.20	222.20	455.20
40	2		215.00	405.00	227.00	460.00
42	0		219.80	409.80	231.80	464.80

*For each double pole common-trip breaker substituted for two single pole breakers, add \$0.70 to above prices.

Type QO Plug-in Circuit Breakers

Amp. Rating	Single Pole 120 Volt A.C.		Double Pole—Common Trip 120/240 Volts A.C.	
	Number	Each	Number	Each
15	QO-115	\$2.40	QO-215	\$5.50
20	QO-120	2.40	QO-220	5.50
30	QO-130	2.40	QO-230	5.50
40	QO-140	2.40	QO-240	5.50
50	QO-150	2.40	QO-250	5.50

QO-HTI—Handle Tie.
 QO-LOI—Lock Off Device.
 QO-CPI—Enclosure Plate.

Branches: Single Pole, 120 V., 2-Wire S/N Breakers†.

Boxes: 14" wide, galvanized steel. All boxes 4" deep except 200 A. Main Breaker Boxes are 5" deep.

Fronts: Trim with Door and Flush Lock. Blue gray finish.

*Max. No. of Single Poles Avail-	Amp. Cap. Mains	Basic Device Only (Less Breakers) No.	Type	Front Only		Box Ht. In.	Box Dep. In.
				No.	Each		

MAINS: LUGS ONLY—120/240 V., 1 ph, 3W SN.

14	100	NQO-14	QO19-143	\$ 51	QO-19T F or S	\$ 22	19¼	4
20	100	NQO-20	QO21-203	60	QO-21T F or S	24	21½	4
30	200	NQO-30	QO25-303	73	QO-25T F or S	29	25¾	4
42	200	NQO-42	QO31-423	88	QO-31T F or S	31	31¾	4

MAINS: CIRCUIT BREAKER—2 POLE—120/240 V., 1 ph, 3W SN.

14	70	NQO-14	QO25-143M	\$ 74	QO-25T F or S	\$ 28	25¾	4
20	100	NQO-20	QO28-203M	103	QO-28T F or S	30	28	4
30	200	NQO-30	QO35-303M	256	QO-35T F or S	36	35¾	5
42	200	NQO-42	QO41-423M	267	QO-41T F or S	42	41	5

MAINS: LUGS ONLY—120/208 V., 3 ph, 4W SN.

14	50	NQO-14	QO19-144	\$ 61	QO-19T F or S	\$ 22	19¼	4
20	100	NQO-20	QO21-204	70	QO-21T F or S	24	21½	4
30	100	NQO-30	QO25-304	79	QO-25T F or S	28	25¾	4
42	200	NQO-42	QO31-424	100	QO-31T F or S	31	31¾	4

MAINS: CIRCUIT BREAKER—3 POLE—120/208 V., 3 ph, 4W SN.

14	50	NQO-14	QO25-144M	\$ 98	QO-25T F or S	\$ 29	25¾	4
20	100	NQO-20	QO28-204M	128	QO-28T F or S	30	28	4
30	100	NQO-30	QO31-304M	141	QO-31T F or S	31	31¾	4
42	200	NQO-42	QO41-424M	322	QO-41T F or S	42	41	4

Graybar

Graybar

INDUSTRIAL BUSWAYS

GRAYBAR DISTRIBUTES BUSWAYS

for


Bulldog
National

Square D
Trumbull



BULLDOG UNIVERSAL TYPE TROL-E-DUCT AND FITTINGS

BULLDOG TROL-E-DUCT, UNIVERSAL TYPE



A wiring system consisting of standardized duct sections enclosing copper bus bars from which current is drawn by means of trolleys or twist-out plugs. Rated capacity: 50 amp., 250 volts.

Nos.	Length Ft.	Each	Cat. No.	Length Ft.	Each
D710	10	\$13.00	D705	5	\$10.00

TWISTOUT PLUGS



Nos.	Each
TPG712—Terminal Twistout Plug, With Cord Clamp	\$3.30
RPG713—Receptacle Twistout Plug, Without Cord Clamp	2.80

No. TPG712

TROLLEYS



Nos.	Each
TTG712—Terminal Trolley With Cord Clamp	\$5.50
RTG712—Receptacle Trolley With Cord Clamp	5.50


RTG712

OUTLET BOX ASSEMBLIES



Nos.	Each
PBG711—Twistout Plug Assembly	\$5.50
TBG711—Trolley Assembly	7.70

FUSTAT RECEPTACLES



Nos.	Each
RB212—3½ to 6¼	\$2.90
RB213—7 to 15 amp.	2.90

COUPLINGS

Nos.	Each
C710—Plain	\$ 2.80
FCB71—Standard Feed	13.00
EFB712—End Feed	11.00



END CAPS

Nos.	Each
TEC210—Trolley Entrance End Cap	\$2.20

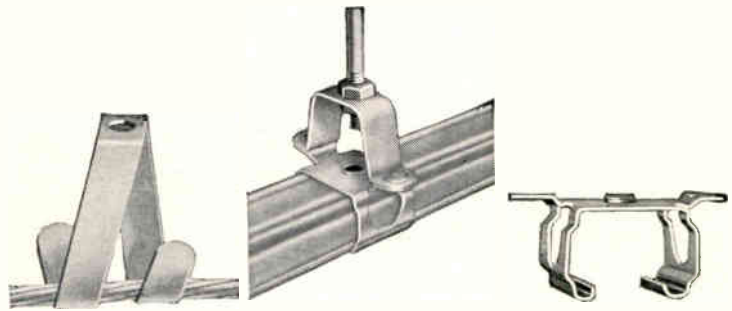


HANGERS

Nos.	Each
H210-2—1¼" Hooks, Messenger Cable Hangers	\$0.70
H210-4—3¼" Hooks, Messenger Cable Hangers	.70
H710-0—Standard Hangers	.20
H210-31—Messenger Cable Rod Hangers	.40
H711—Rod Hanger	.70



No. H210-2



No. H210-31

No. H711

No. H710-0

"ELMENCO" FUSIBLE PLUG



Used for individual fusing of fluorescent fixtures or similar loads.

Nos.	Each
FP502	\$1.20

WEIGHT SUPPORT

For suspending fixtures, transformers, etc., from duct.

Nos.	Each
WS710B	\$0.70



BULLDOG INDUSTRIAL TYPE TROL-E-DUCT AND FITTINGS

BULLDOG INDUSTRIAL TYPE "TRO-E-DUCT"




Three-Pole Standard Duct

A flexible electrical system providing a source of power for Portable Electrical Tools, Hoists, Cranes and other moving electrical loads.

Current is carried by copper bus bars enclosed in an insulated steel duct and transmitted through trolleys to the electrical devices.

Nos.	Per Lgth.
TD310—3-Pole, 10" Length	\$86.00

NON-FUSIBLE SHOE TYPE TROLLEY



Has three graphite bronze shoe contacts, four supporting rollers and four side thrust rollers. Can be used in curved sections having a radius of 5 ft. or more.

Nos.	Each
TR331-1—3-Pole	\$40.00

Material on this page must be ordered from factory.

All Items on This Page—Cash Discount, 2%

DROP-OUT SECTION

Provides a convenient method of inserting and removing trolleys.

Consists of a 10' section of "Trol-E-Duct with two 1¼" hinged doors.



Nos.	Per Lgth.
TD310R—3-Pole Drop-Out Section	\$100.00

CURVED NON-FUSIBLE TROLLEY

Made in two sections with swivel in center. Can be used in curved sections having a radius of 3' or more.

Have six sliding disc contacts, eight supporting rollers and four side thrust rollers.

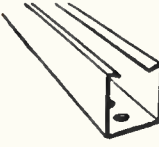
Nos.	Each
T334—3-Pole	\$64.00



Prices designated by Zones are F. O. B. the following States


ZONE A			ZONE B			Zone C
Conn.	Mich.	Vt.	Ala.	Okl.	Ariz.	Ariz.
Del.	Minn.	Va.	Ark.	S. Dak.	Calif.	Calif.
D. C.	Mo.	W. Va.	Colo.	Tex.	Idaho	Idaho
Ill.	N. H.	Wisc.	Fla.		Mont.	Mont.
Ind.	N. J.		Ga.		Nev.	Nev.
Ia.	N. Y.		Kan.		N.	N.
Ky.	N. C.		La.		Mex.	Mex.
Me.	Ohio		Miss.		Utah	Utah
Md.	Pa.		Neb.		Wash.	Wash.
Mass.	R. I.		S. Car.		Wyo.	Wyo.
	Tenn.		N. Car.			

Kindorf Channel and Erector Fittings builds practically any type frame, rack, hanger, or support Easily and Quickly. A heavy beam section (12 Ga. Steel $1\frac{1}{2}$ " x $1\frac{1}{2}$ ") with a slot on one side and $\frac{1}{8}$ " holes on $1\frac{1}{2}$ " centers on the other side, with the holes on $1\frac{1}{2}$ " centers which is the same dimension as the outside measurement of the Channel, many additional connection combinations are possible. One requirement only, Channel must be cut or used in increments of $1\frac{1}{2}$ ". Cut Channel on the center between the holes and make most any connection desired. Holes on $1\frac{1}{2}$ " centers — 8 to the foot—is a type of rule itself—saves times. Connections may be made either hole sides or slot sides or combination of both. Each fitting is designed to provide many types of joints or connections and has a multiple of uses therefore, the number of fittings are few. Reusable-again and again in various combinations. You need only a hacksaw and a wrench for tools. Ideal for shelving and storage racks



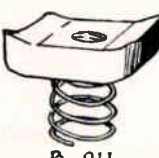
Channel—12 Ga. Steel
Std. Lgth. 10' & 20'
Wt. Per 100 Ft.—160#

Nos.	Per 100		
	Zone A	Zone B	Zone C
B-905	\$104.00	\$108.00	\$114.00




Hardened Steel Nut
For use with any channel.

Nos.	In.	Per 100		
		Zone A	Zone B	Zone C
B-910	$\frac{1}{4}$	\$12.40	\$12.50	\$12.70
	$\frac{3}{8}$	14.40	14.60	14.80
	$\frac{1}{2}$	16.50	16.70	17.00
	$\frac{3}{4}$	18.50	18.80	19.10
	$\frac{7}{8}$	22.50	22.70	23.00




Hardened Steel Nut
For use with B-900 or B-905 channel.

Nos.	In.	Per 100		
		Zone A	Zone B	Zone C
B-911	$\frac{1}{4}$	\$21.40	\$21.60	\$21.80
	$\frac{3}{8}$	23.50	23.70	24.00
	$\frac{1}{2}$	25.50	25.80	26.10
	$\frac{3}{4}$	27.60	27.90	28.20
	$\frac{7}{8}$	31.50	31.80	32.10



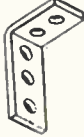
Two Hole Angle Connector

Nos.	Per 100		
	Zone A	Zone B	Zone C
B-915	\$32.20	\$33.00	\$34.40




Three Hole Angle Connector

Nos.	Per 100		
	Zone A	Zone B	Zone C
B-916	\$45.20	\$46.20	\$48.40




Five Hole Angle Connector

Nos.	Per 100		
	Zone A	Zone B	Zone C
B-917	\$45.80	\$57.00	\$59.60



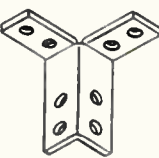
Connector with L. H. Gusset
Connector with R. H. Gusset

Nos.	Per 100		
	Zone A	Zone B	Zone C
B-918—B-919	\$123.50	\$125.30	\$128.90



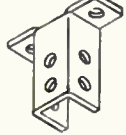
End Connector

Nos.	Per 100		
	Zone A	Zone B	Zone C
B-920	\$150.00	\$152.00	\$158.00



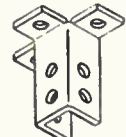
Two Side Corner Connector

Nos.	Per 100		
	Zone A	Zone B	Zone C
B-921	\$180.00	\$182.00	\$188.00



Opposite Side Connector

Nos.	Per 100		
	Zone A	Zone B	Zone C
B-922	\$206.00	\$208.00	\$216.00



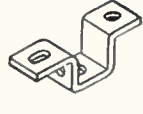
Three Side Connector

Nos.	Per 100		
	Zone A	Zone B	Zone C
B-923	\$218.00	\$222.00	\$228.00




Zee Support

Nos.	Per 100		
	Zone A	Zone B	Zone C
B-926	\$40.50	\$41.40	\$43.00



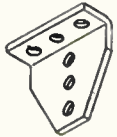
"U" Support

Nos.	Per 100		
	Zone A	Zone B	Zone C
B-927	\$71.90	\$73.20	\$75.80



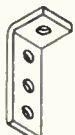
Angle Support

Nos.	Per 100		
	Zone A	Zone B	Zone C
B-930	\$91.90	\$93.20	\$95.80



Heavy Angle Connector

Nos.	Per 100		
	Zone A	Zone B	Zone C
B-932	\$160.00	\$164.00	\$168.00



Outside Corner Connector

Nos.	Per 100		
	Zone A	Zone B	Zone C
B-934	\$49.40	\$50.50	\$52.70



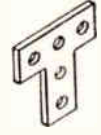
Three Hole Plate Connector

Nos.	Per 100		
	Zone A	Zone B	Zone C
B-935	\$32.40	\$33.20	\$34.80




Angle Plate Connector

Nos.	Per 100		
	Zone A	Zone B	Zone C
B-936	\$65.20	\$66.20	\$68.40




"T" Plate Connector

Nos.	Per 100		
	Zone A	Zone B	Zone C
B-937	\$84.20	\$85.60	\$88.40



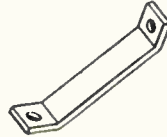
Open Angle Connector

Nos.	Per 100		
	Zone A	Zone B	Zone C
B-938	\$38.40	\$39.20	\$40.80



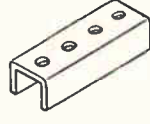
Closed Angle Connector

Nos.	Per 100		
	Zone A	Zone B	Zone C
B-939	\$41.00	\$42.00	\$44.00



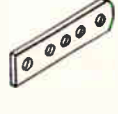
Corner Brace

Nos.	Per 100		
	Zone A	Zone B	Zone C
B-940-1	\$86.00	\$88.00	\$94.00



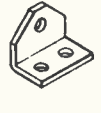
Joiner

Nos.	Per 100		
	Zone A	Zone B	Zone C
B-941	\$106.40	\$107.80	\$110.80



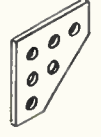
Swivel Plate

Nos.	Per 100		
	Zone A	Zone B	Zone C
B-942	\$67.20	\$68.30	\$70.50




Brace Connector

Nos.	Per 100		
	Zone A	Zone B	Zone C
B-943	\$75.70	\$76.90	\$79.30



Double Brace Connector

Nos.	Per 100		
	Zone A	Zone B	Zone C
B-944	\$118.00	\$120.00	\$124.00



Rod Connector

Nos.	Per 100		
	Zone A	Zone B	Zone C
B-945	\$53.50	\$54.60	\$57.00

All Items on This Page—Cash Discount 2%

GALVANIZED KROM FINISH



Standard 10 ft. lengths or 20 ft. lengths, 12 gauge steel — Weight 0.6 per ft.
100 ft. per pkg. — 10 ft. length \$2.40 100 ft. @ \$50.00 Cft.

No. A-101 Channel Type Spacer



1/8" steel—Wt. 0.16 lbs.,
100 per pkg.
Nos. Zone A Zone B Zone C
A-101 \$27.00 \$27.30 \$27.90

No. A-102 Bolt Type Spacer



1/8" steel—Wt. 0.19 lbs.,
100 per pkg.
Nos. Zone A Zone B Zone C
A-102 \$27.10 \$27.50 \$28.30

No. A-103 Beam Clamp



5/16" steel—Wt. 0.28 lbs.,
100 per pkg.
Nos. Zone A Zone B Zone C
A-103 \$37.60 \$38.20 \$39.20

No. A-104 Angle Connector



1/4" steel—Wt. 0.33 lbs.,
100 per pkg.
Nos. Zone A Zone B Zone C
A-104 \$34.00 \$34.70 \$36.10

Nos. C-105 Pipe and Rigid Conduit Straps



Size In.	Per 100		
	Zone A	Zone B	Zone C
1/2	\$28.60	\$29.00	\$29.80
3/4	32.50	32.90	33.90
1	34.70	35.30	36.30
1 1/4	38.70	39.30	40.50
1 1/2	41.20	41.80	43.20
2	45.10	45.90	47.30
2 1/2	49.60	50.40	52.20
3	55.80	56.80	58.80
3 1/2	60.50	61.60	64.00
4	64.40	65.60	68.00
5	75.50	77.00	80.00

Nos. C-106 Thin Wall Tubing Straps

Size In.	Per 100		
	Zone A	Zone B	Zone C
1/2	\$28.60	\$29.00	\$29.80
3/4	32.50	32.90	33.90
1	34.70	35.30	36.30
1 1/4	38.70	39.30	40.50
1 1/2	41.20	41.80	43.20
2	45.10	45.90	47.30

Straps Furnished with Galv. Krom 5/8" x 1 1/4" Round Head Machine Screw & Nut.

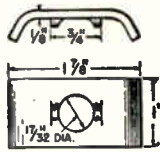
H-113 Hex Head Machine Bolts

Nos.	Size In.	Per 100		
		Zone A	Zone B	Zone C
H113-B	1/2x1	\$ 9.80	\$10.00	\$10.40
H113-G	1/2x2 1/4	20.80	21.10	21.80
H113-J	1/2x3 1/2	29.80	30.20	31.20

H-114D Heavy Hexagon 1/2" Nuts


Nos.	Per 100		
	Zone A	Zone B	Zone C
H-114	\$8.00	\$8.10	\$8.30

No. A-120 Saddle Type Spacer



Used with assemblies of number 100 channel.
100 Per Pkg.
Nos. Zone A Zone B Zone C
A-120 \$14.40 \$14.50 \$14.80

No. A-126 Swing Connector



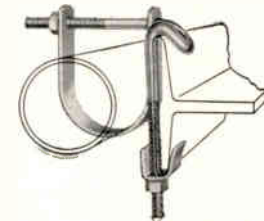
3/16" x 1 1/4" used to connect a 1/2" Hanger Rod to a No. A-100 Channel Assembly.
Nos. Zone A Zone B Zone C
A-126 \$163.90 \$165.20 \$167.80

Nos. A-140 Slotted Conduit Hanger



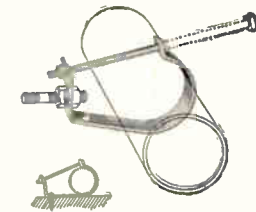
Length In.	Per 100		
	Zone A	Zone B	Zone C
6	\$ 62.40	\$ 63.20	\$ 64.80
8	83.00	84.00	86.00
12	104.20	105.60	108.40
16	125.10	126.80	130.20
20	146.00	148.00	152.00
24	168.00	170.00	174.00

No. C-147 Conduit Beam Clamp



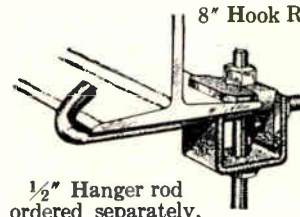
Supports conduit at any angle to the beam. Clamp adjusts to fit standard beam up to 6 inches flange width. Includes 1/2" formed rod, steel clamp, two 1/2" nuts & conduit strap.
In. Zone A Zone B Zone C
1/2 \$194.00 \$196.00 \$200.00
3/4 198.00 200.00 204.00
1 202.00 204.00 210.00
1 1/4 206.00 208.00 214.00
1 1/2 220.00 224.00 228.00
2 226.00 230.00 236.00
2 1/2 264.00 268.00 274.00
3 292.00 296.00 302.00
3 1/2 316.00 320.00 328.00
4 342.00 346.00 358.00

No. C-150 Adjustable Conduit Hanger



Size In.	Per 100		
	Zone A	Zone B	Zone C
1/2	\$ 56.40	\$ 57.20	\$ 58.80
3/4	60.50	61.60	63.00
1	64.80	65.70	67.50
1 1/4	69.00	70.00	72.00
1 1/2	73.10	74.20	76.20
2	77.50	78.60	81.00
2 1/2	105.80	107.70	111.50
3	116.00	118.00	122.00
3 1/2	126.00	128.00	134.00
4	162.00	166.00	174.00
5	176.00	180.00	186.00

Nos. E160-6 Adjustable Beam Clamp



8" Hook Rod. Fits beams up to 6 inches.
11" and 14" hook rods available for larger beams.
Beam clamps available for 9" and 12" beam flanges.
1/2" Hanger rod ordered separately.

Zone A	Per 100		Zone C
	Zone B	Zone C	
\$118.00	\$120.00	\$126.00	

Nos. E-177 Adjustable Channel Clamp



Fits Channels with Flange width up to 3 1/4".
Fits Angles with Leg up to 3" long.
Nos. Zone A Zone B Zone C
E-177 \$238.00 \$242.00 \$248.00

Nos. H-190 Hanger Rods—1/2" Diam.



Length In.	Galvanized Per 100		
	Zone A	Zone B	Zone C
4	\$ 21.10	\$ 21.40	\$ 22.20
6	25.60	26.10	27.10
8	30.00	30.70	32.10
10	36.70	37.60	39.40
12	43.30	44.40	46.60
14	52.10	53.40	56.20
18	65.00	66.70	70.10
24	88.00	90.00	94.00
30	110.00	112.00	118.00
36	130.00	134.00	142.00
42	152.00	156.00	164.00
48	174.00	180.00	190.00
54	196.00	202.00	214.00
60	220.00	226.00	238.00
66	240.00	248.00	262.00
72	262.00	270.00	284.00

Nos. H-195-B Steel Rod Coupling



1/2" Steel—0.30 lbs.
100 Per Pkg.
Zone A Per 100 Zone B Zone C
\$17.70 \$68.20 \$69.40

Nos. H-236 "U" Bolts


Standard "U" Bolt. Galv. Krom. Furnished with two hex nuts. Made of 3/8" steel rod, thru 2", 2 1/2" & 3", 1/2" steel rod.



Size In.	Per 100		
	Zone A	Zone B	Zone C
1/2	\$32.50	\$32.90	\$33.70
3/4	31.00	31.50	32.30
1	31.20	31.70	32.70
1 1/4	33.90	34.40	35.40
1 1/2	34.50	35.00	36.20
2	38.10	38.90	40.30
2 1/2	60.10	61.40	63.80
3	67.20	68.60	71.60


Gravbar

Nos. E-230-6—I-BEAM CLAMP



Load Rating—
500 Lbs.
Safety Factor of 5
Fits beams up to
6". Hanger Rod and
Nuts extra.
No. E-230-6
Per 100
Zone A Zone B Zone C
\$73.60 \$74.80 \$77.20

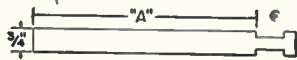
No. E-231-3/8—STRUCTURAL STEEL CLAMP



Load Rating—300 Lbs.
Safety Factor of 5
Clamps to I-Beams,
Channels, Angles and
Columns. Order Hanger
Rod and Nuts extra.
No. E-231-3/8
Per 100
Zone A Zone B Zone C
\$41.80 \$42.40 \$43.60

No. E-233-3/8—ANCHOR CLIPS¹

For Use With No. E-231 and No. E-232 Clamps



Clamps on installations subject to excessive vibration.

Nos.	Beam Flange Width		Per 100		
	In.		Zone A	Zone B	Zone C
E-233-3/8-6	Up to 6		\$15.20	\$15.60	\$16.40
E-233-3/8-10	Up to 10		22.00	22.60	24.00

No. E-243—CEILING FLANGE



Center hole 1/16" diam.
Mounting holes 1 1/2"
diam. Hanger Rod and
Nuts extra.
No. E-243
Per 100
Zone A Zone B Zone C
\$43.70 \$44.20 \$45.40

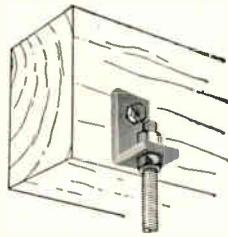
No. H-115-A—SQUARE HEAD MACHINE BOLTS WITH SQUARE NUTS

Size In.	Zone A	Per 100 Zone B	Zone C
3/8 x 1	\$12.90	\$13.10	\$13.40

No. H-116-C—SQUARE NUTS

Size In.	Zone A	Per 100 Zone B	Zone C
3/8	\$4.20	\$4.30	\$4.40

All Items on This Page—Cash Discount 2%



No. E-244—SIDE BEAM

Holes are 1/16" diameter. Order Hanger Rod and Nuts separately.

No. 244

Zone	Per 100	Zone
Zone A	\$25.10	Zone B
		Zone C
	\$25.40	\$26.20

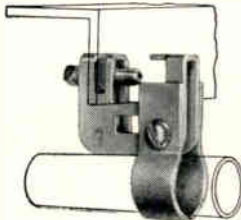


No. E-245—SWING CONNECTOR

Through bolt furnished with patented lock nut. Order Hanger Rod and Nuts separately.

Nos.	Zone A	Per 100 Zone B	Zone C
245	\$63.70	\$64.20	\$65.40

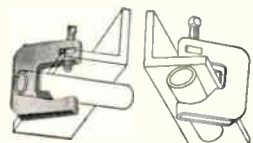
No. C-246—CONDUIT CLAMP (EDGE-TYPE)



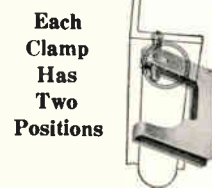
Assembly consists of one E-231-3/8 beam clamp and conduit strap of proper size with bolt and nut. Used to install conduit across the edge of I-beams channels, angles or columns.

Conduit Size In.	Per 100		
	Zone A	Zone B	Zone C
1/2	\$ 99.10	\$100.10	\$102.10
3/4	101.10	102.20	104.20
1	103.20	104.30	106.50
1 1/4	107.50	108.60	111.00
1 1/2	124.50	126.00	129.00
2	135.00	136.60	140.00
2 1/2	145.50	147.30	150.90
3	156.00	158.00	162.00
3 1/2	166.00	168.00	174.00
4	188.00	190.00	196.00

Nos. C-247, C-248, C-249—STEEL CONDUIT CLAMPS



Conduit at Right Angle



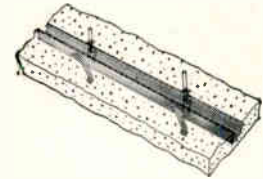
Conduit Parallel

Supports conduit or pipe either parallel with, or at right angle to beams, channels, angles or columns. Case-hardened set-screw makes a secure installation.

Nos.	Conduit Size In.	Beam Flange Thickness In.	Per 100 Electro-Galv.		
			Zone A	Zone B	Zone C
C-247	1/2	Up to 5/8	\$39.80	\$40.40	\$41.60
	3/4	Up to 1 1/16			
	1	Up to 1 1/2			
C-248	1/2	Up to 3/4	52.30	53.00	54.60
	3/4	Up to 1 1/2			
C-249	1	Up to 1 1/4	71.40	72.50	74.70
	1 1/4	Up to 1			
	1 1/2	Up to 5/8			

Each Clamp Has Two Positions

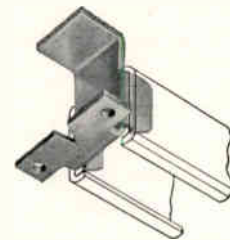
CONCRETE INSERTS



Continuous Length Concrete Inserts

Nos.	Lgth. Ft.	Per 100		
		Zone A	Zone B	Zone C
D-980-2	2' Long	\$ 338.00	\$ 346.00	\$ 362.00
D-980-4	4' Long	606.00	620.00	652.00
D-980-6	6' Long	874.00	896.00	940.00
D-980-8	8' Long	1182.00	1212.00	1272.00
D-980-10	10' Long	1440.00	1478.00	1550.00

Nos. D-982—ANCHOR END CAP



Designed for simple one step installation. It's V Slot makes it self-aligning, it's K.O.'s saves covering the slot or stuffing the opening. Special mailing flanges are designed so that nails used to fasten it come out with the concrete forms. Load rated at 800 lbs. with safety factor of 5.

Use B913 steel nut for hanger rod.

No.	Per 100		
	Zone A	Zone B	Zone C
D-982	\$17.20	\$17.50	\$18.30

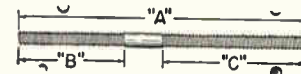


No. D-255 CONCRETE INSERT

No. B-913-3/8 Steel Nut No. B-913-1/2 Steel Nut

Nos.	Per 100		
	Zone A	Zone B	Zone C
B-913-3/8	\$15.50	\$15.60	\$16.00
B-913-1/2	17.50	17.70	18.10

No. H-189—HANGER RODS—3/8" DIAMETER



Right-Hand Thread


Lgth. A In.	Lgth. B In.	Lgth. C In.	Per 100		
			Zone A	Zone B	Zone C
2	1	3/4	\$ 8.10	\$ 8.20	\$ 8.40
4	2	1 1/2	12.60	12.80	13.20
6	4	1 1/2	16.90	17.20	17.80
8	4	3	21.20	21.60	22.40
10	4	5	27.50	28.00	29.00
12	4	6	31.80	32.40	33.60
14	4	6	36.20	37.00	38.40
18	4	10	60.80	61.80	63.60
24	4	10	76.00	77.30	79.90
30	4	10	91.00	92.70	96.10
36	4	10	105.30	107.00	110.60
42	4	10	122.00	124.00	128.00
48	4	10	136.00	138.00	144.00

Gravbar

Gravbar

KINDORF DEVICES

**FOR SUPPORTING
FLUORESCENT FIXTURES
FIXTURE HANGING CHANNEL**
12 gauge steel—Weight 1.8 lbs. per ft.
10 ft. Length standard




No. G-975

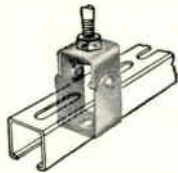
A low cost fluorescent fixture support which is easy to use and holds the fixtures in true alignment. Supporting a continuous run of four foot 40 lb. fixtures this channel deflects only 1/8-inch with hanger rods on 10 foot centers. U. L. approved as a race way and fixture support. 1/2" K.O. 6" centers.

Galv. Krom	Per 100 ft.		
	Zone A	Zone B	Zone C
	\$104.00	\$108.00	\$114.00

Channel Joiner
No. G-978



Galv. Krom.	Per 100		
	Zone A	Zone B	Zone C
	\$188.00	\$192.00	\$198.00



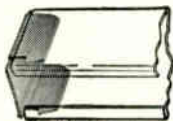
No. G-962—Hanger
Galv. Krom

Galv. Krom	Per 100		
	Zone A	Zone B	Zone C
	\$78.40	\$79.20	\$80.80



No. G-977
Swing Connector
For fastening 1/2" or 3/4" conduit to G-975 channel.

Galv. Krom	Per 100		
	Zone A	Zone B	Zone C
	\$258.00	\$260.00	\$266.00



No. G-967—End Cap
Galv. Krom.

Zone A	Per 100		Zone C
	Zone B	Zone C	
\$16.60	\$16.80	\$17.20	



No. G-969—Cover Strip
Galv. Krom

Zone A	Per 100		Zone C
	Zone B	Zone C	
\$31.30	\$31.70	\$32.50	



Nos. 300—Locknut

Size In.	Per 100	Std. Pkg. Qty.	Std. Pkg.
3/8	\$6.30	1000	\$5.00
1/2	4.30	2500	3.40
3/4	5.40	1000	4.30



Nos. 1306—Fixture Stud Bolt Type

Size In.	Less Std. Pkg. Per 100	Std. Pkg. Per 100
1/2	\$35.00	\$28.00



No. 1309
Fixture Stud No Bolt Type

Size In.	Less Std. Pkg. Per 100	Std. Pkg. Per 100
3/8 M x 1/8 F	\$24.30	\$19.10




Nos. 725
Fixture Extension

Size In.	Less Std. Pkg. Per 100	Std. Pkg. Per 100
1	\$13.50	\$10.80
1 3/8	17.30	13.80
1 1/2	12.80	10.20



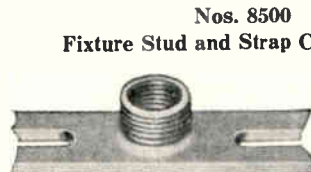
Nos. 1352
Fixture Hanger Female Type Blind

Size, In.	Less Std. Pkg. Per 100	Std. Pkg. Per 100
3/8 Blind x 1/8 Open	\$28.00	\$22.50



Nos. 151
Chase Nipple

Size In.	Less Std. Pkg. Per 100	Std. Pkg. Per 100
3/8	\$35.00	\$28.00



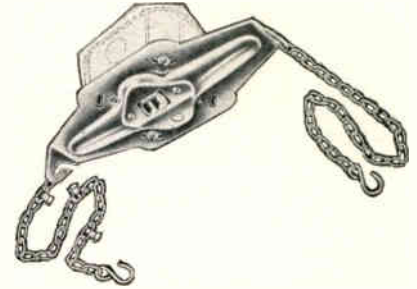
Nos. 8500
Fixture Stud and Strap Combination

Less Std. Pkg. Per 100	Std. Pkg. Per 100
\$37.60	\$30.10

OUTLET BOX BLANK CANOPY COVER

No.	Each
CP61	\$0.56

HYDEE FIXTURE HANGER



HYDEE HANGER (No. 9988) fastens to ears of 4" or 3 1/2" outlet box or open-type plaster ring. Includes receptacle for two-prong plug, two 5' chains, cord clips, and "S" hooks. Adapter strap (No. 9989) for use with concrete outlet box.

Nos.	Width	Length	Each
9988	4 1/8	10 1/8	\$2.00
998940

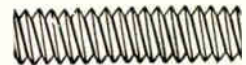
TOGGLE BOLTS



For making attachments to hollow brick, tile or lath walls. Spring type complete with bolt.

Diam. and Lgth. Screw Inches	Std. Pkg.	Per 100	
		Less Than Std. Pkg.	Std. Pkg.
3/16 x 3	50	\$17.10	\$15.20
3/16 x 4	50	18.00	16.00
1/4 x 4	50	19.80	17.60
1/4 x 6	50	27.90	24.80

IRON RUNNING THREAD



3-foot lengths, perfectly threaded.

Size In.	Per Ft.	24 Ft. @ Per Ft.	96 Ft. @ Per Ft.
1/8	\$0.38	\$0.36	\$0.34
1/4	.40	.38	.36
3/8	.44	.42	.40
1/2	.60	.54	.48
3/4	.82	.76	.70
1	1.22	1.14	1.02

ALIGNERS



Universal joint aligner with 1/2" knockout for mounting switch. For 3 1/4" or 4" octagon outlet box. Tapped 1/2".

Nos.	Each
N-3380 Electro-plated	\$1.50 10 @ \$1.26

FIXTURE CHAIN AND "S" HOOKS

Nos.	Chain "S" Hook	Each
4		\$7.64 C Ft. 3.30 C



CORD SETS

Nos.	1-50 Units	50 Units or More
301	\$1.68 Ea.	\$1.52 Ea

Graybar

Graybar

Graybar

Gravbar

THE "LEADER"



TWO-NOTE MODELS

Sounds two notes for front door and one note for rear door.

All metal cover in choice of White enamel with Chrome louvre of Ivory enamel with Satin Brass louvre.

Dimensions: 6 7/8" x 2 1/4" x 4 1/2" high.

Nos.	Each	6 Each	12 Each
K-12	\$6.44	\$13.88	\$5.94

Price includes excise tax.

K-15 "RECESSED"



Can be recessed or surface mounted. White and Chrome or Ivory and Brass. 2 notes front door — 1 note rear door. 7 1/4" square, 2" deep.

Nos.	Each	6 Each
K-15	\$12.94	\$11.94

Price includes excise tax.

THE "COMMANDER"



Sounds two notes for front door and one note for rear door.

Ivory plastic cover with Satin Brass tubes and trim or White with Polished Chrome tubes and trim.

Dimensions: 7" x 2 3/4" x 6 3/4" high.

Nos.	Each	6 Each
K-16	\$9.76	\$9.00

Price includes excise tax.

K-18 REPEAT-A-TONE



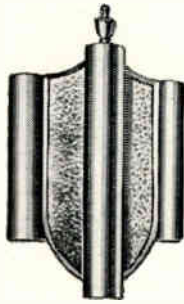
Repeating chime for front door plus two notes for rear door. IVORY PLASTIC cover with brass finish tubes or WHITE PLASTIC with chrome. 7" x 7 3/4" high.

Nos.	Each	6 Each
K-18	\$11.06	\$10.20

Price includes excise tax.

All Items on This Page—Cash Discount 2%

THE "MT. VERNON"



Sounds two notes for front door and one note for rear door.


Hammered Brass shield with three-tube effect.

Dimensions: 7" x 3 1/4" x 11 3/4" high.

Nos.	Each	6 Each
K-20	\$14.96	\$13.80

Price includes excise tax.

K-22 "JEWEL"




WALNUT or LIMED OAK finish cover. Satin brass finish tubes. 2 notes front door, one rear. 7" x 9" high.

Nos.	Each	6 Each
K-22	\$15.54	\$14.34

Price includes excise tax.

K-23 "DELUXE"



WALNUT and brass finish. 2 notes front door, one rear. 8" x 11 3/4" high.

Nos.	Each	6 Each
K-23	\$11.06	\$10.20

Price includes excise tax.

BUILT-IN -CHIME



K-14 "Built-In"—2 notes front door, 1 note rear door. Ivory and brass.

4 1/2" x 6 1/4".

Nos.	Each	6 Each
K-14	\$9.04	\$8.34

Price includes excise tax.

K-26 "REGAL"



Ivory plastic cover, with fluted center of gold finish. Satin brass tubes. Two notes front door — one note rear door.


Model..... K-26
Width..... 7 7/8"
Height..... Min. 39 1/4"
Depth..... 2 1/8"
Unit Ship.
Weight 3 lbs. 14 oz.

Contains new, enclosed power mechanism.

Nos.	Each	6 Each
K-26	\$14.24	\$13.14

Price includes excise tax.

THE "SYMPHONIC"




Compact elegance in an eight-note Door Chime — only 14" high! Limed Oak or Walnut finish cover, satin brass resonator tubes, brass gallery decoration. Special brass-alloy tone bars. Motor has selector switch to sound eight harmonious notes for front door, or only four if desired — two notes, rear door, single note for third door. Has new improved tones. Complete with 24 volt NuTone transformer.

Dimensions: 8" x 3 1/4" x 14" high.

Nos.	Each
K-41	\$44.16

Price includes excise tax.

THE "MAJESTIC"




A luxurious Westminster 4 or 8 note chime Ivory or Ebony plastic cover has gold grille — 3 dimensional effect, with long satin brass tubes. Pull chain switch operates small light inside chime case. Can be used as night light. Motor has selector switch to sound eight Westminster notes for front door or only 4 if desired — 1 note rear door, different single note for third door. Has volume control plus additional tone adjustment bracket for each tube. Complete with 24 volt NuTone transformer.

Dimensions 9 5/8" x 5 1/2" x 49 1/4" high.

Nos.	Each
K-42	\$53.94

Price includes excise tax.

THE "CONTINENTAL"



One piece cover has French Provincial design — enhanced by grained Limed Oak or Walnut finish and brass ornament. Design blends with any type furnishings — 3 long satin brass tubes. Two notes front door — one note rear door.

Dimensions 7 1/2" x 3" x 41 3/4".


Nos.	Each	3 Each
K-33	\$22.04	\$20.34

Price includes excise tax.

Gravbar

Gravbar

KODAIRE INDUSTRIAL SIGNAL



Heavy-duty air blast horn for outside or inside use where noise levels are high. Arranged for conduit connection. Swivel bracket permits horn to be pointed in any direction.

Nos.	Volts	Frequency	Each
136	110	60 Cycle	\$72.00

KODAIRE HORNS



High powered air tone trumpet for noisy locations.

For inside use, dead front adapter plate mounts on standard 4 inch box, conduit or wire mold fittings.

Nos.	Volts	Frequency	Each
133-L	115	60	\$66.00



FARADAY HORN UNIPACT

Nos.	Volts	Cycles	Each
121-U	24	60	\$25.20
121-U	115	60	25.20

FARADAY WEATHER-PROOF HORN



Nos.	Volts	Cycles	Each
122	24	60	\$30.00
122	115	60	30.00



FARADAY VIBRATING BELL UNIPACT

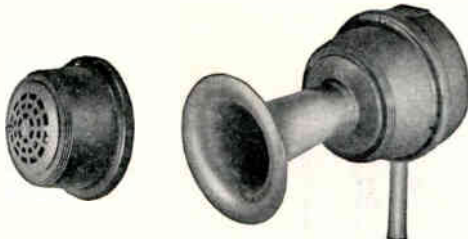
Nos.	Size In.	Volts	Each
2000	6	24 A.C.	\$34.20
2000	6	115 A.C.	40.20
2000	10	24 A.C.	45.00
2000	10	115 A.C.	48.00

Also available Weatherproof Bell Number 2000-W.

St L 62

ADAPTAHORN

Underwriters Listed



Mounts on wall, switch box, or outlet box. Weatherproof construction. Muting feature gives wide choice of loudness.

Specify for 115 volt, 60 cycle or 24 volt, 60 cycle.


Nos.	Each
374 Grille type.....	\$22.20
372 Projector type.....	25.20

For raintight weatherproofing aluminum back box and gasket.

Nos.	Each
349 For both types of Horns.....	\$ 7.20

"ADAPTABEL" VIBRATING

Underwriters Listed



Mounts on wall, switch box, or outlet box. No contacts or springs to adjust. Moisture-proof and dust-proof.

For 110 Volts AC Circuits			For 24 Volts AC Circuits		
Nos.	Size, In.	Each	Nos.	Size, In.	Each
340-4	4	\$30.00	340-4	4	\$24.00
340-6	6	40.20	340-6	6	34.20
340-10	10	48.00			

For Raintight Weatherproofing.

Aluminum Back Box and Gasket.

Nos.	Each
348 For 4" Adaptabels	\$7.20
349 For 6" and 10" Adaptabels	7.20

DIXIE FLOOR TREADS



Improved type, rubber base, brass finish.

Nos.	Each	3 Each
290	\$2.66	\$2.28

BELLS AND BUZZERS



ENCLOSED BINDING POSTS Operate at 8-10 volts A.C., or 6-8 volts D.C.

Aluminized Cover Double Magnet—Non-Adjustable

Nos.	Size In.	Each	Pkg. Qty.	Each
740	2 1/2	\$1.26	12	\$1.08
744	4	2.24	3	1.92

GENERAL PURPOSE BELLS



FOR LOW COST WORK

Operate on 8-10 volts A. C. or 6-8 volts D. C.

Phosphor bronze springs and silver contacts. Black finish, nickel gong.

Single Magnet—Adjustable			Double Magnet—Adjustable		
Nos.	Size, In.	Each	Nos.	Size, In.	Each
55-4	4	\$5.40	17-4	4	\$11.40
55-6	6	6.60	17-6	6	13.92



ENCLOSED BELLS AND BUZZERS


All parts enclosed.

Double Magnet type.

Operates at 8-10 volts A. C. or 6-8 volts D. C.

Non-Adjustable-Aluminized Cover

Nos.	Each	12 Each
720 Bell	\$1.40	\$1.20
725 Buzzer	1.20	1.02
730 Combination	2.24	1.92



LUNGEN BUZZERS

Polished Chrome Finish

No. 115 type operates on 8 to 12 volts A. C. only.

No. 15 type operates on 8 to 10 volts A. C. or 6-8 volts D. C.


Nos.	Size In.	Each
115-1	2 1/8 x 3/16	\$3.48
115-2	2 1/16 x 1 3/4	3.72
115-3	3 x 2	3.96
115-4	3 1/2 x 2 1/4	5.40

A. C.-D. C. Type

Nos.	Size In.	Each
15-0	1 5/8 x 1 1/8	\$3.96
15-1	2 1/8 x 1 5/8	3.72
15-2	2 5/16 x 1 3/4	3.96
15-3	3 x 2	4.10

FLUSH CALL SIGNALING DEVICES

Mount in standard switch boxes and take standard switch or receptacle plates, permitting flush installation.



8 to 12 Volts A. C.

Nos.	Each	6 Each
660 "Ring Call", bell only	\$2.32	\$1.98
661 "Buzacall", buzzer only	2.24	1.92
662 "Tucall", bell and buzzer	3.64	3.12
664 Push Button	.64	.54

Nos.	Each	3 Each
666 "Powacall" Transformer	4.16	4.08
663 Single Stroke Bell	3.15	2.70

All Items on This Page—Cash Discount 2%

Graybar

CONSTANT RINGING ALARM DROPS



When energized by operation of any contact device or an open circuit system or through a relay on a closed circuit system the drop closes the circuit and keeps it closed until reset by hand, thus causing continuous alarm on bells, horns, etc.

8 to 12 Volts A. C.—6 to 8 Volts D. C.

No. 26.....Each \$7.08

EDWARDS PUSH BUTTON



Modern thin design, permanent, non-tarnishing, light center action. Has thin classic design — so popular today.

2 5/8" Long 3/4" Wide

Nos.	Colors	Each	6 Each
634	Brown, Ivory Center	\$0.36	\$0.32
635	Ivory, Brown Center	.36	.32

NUTONE PUSH BUTTONS



PB-2 Mt. Vernon PB-3 Modern PB-4 Jewel PB-6 Economy

Nos.	Description	Each	12 Each
PB-2	Brass	\$1.96	\$1.90
PB-3	Black and Chrome	1.62	1.50
PB-4	Solid Brass	1.62	1.50
PB-6	Solid Brass	1.30	1.20
PB-6	Chrome	1.50	1.30

BRASS PUSH BUTTONS



Nos.	Size In.	Each	12 Each
600	2 5/16	\$0.36	\$0.30
603	1 3/4	.36	.30

FLUSH PUSH BUTTONS



Nos.	Hole In.	Each	Ctn. Qty.	Each
620	5/8	\$0.60	12	\$0.50
59	3/4	1.40	6	1.20

FLUSH PUSH BUTTONS



With Locknut

Raised center, for plate or panel mounting. Fits 5/8" mounting hole.

Nos.	Each	6 Each
623	\$1.68	\$1.44

DESK PUSH BUTTONS



Bakelite with weighted base and pad in base. With 6 foot cord.

Nos.	For	Each	3 Each
146S-1	1-Button	\$ 7.34	\$ 6.30
146S-2	2-Button	9.44	8.10
146S-4	4-Button	14.48	12.42
146S-6	6-Button	20.64	17.70

HIGH VOLTAGE PUSH BUTTONS



110 Volts

Quick break. Fits 3/4" hole.

Nos.	Each
820	\$4.80



Quick make and break, with leads and locknut. Fits 7/8" hole.

Nos.	Each
850	\$5.28

WEATHERPROOF 110 VOLT PUSHES



Iron case. Two mounting lugs. One boss tapped, 1/2". Open circuit type.

Nos. 8493... Each \$6.48

COMMERCIAL DOOR OPENERS



RIM TYPE

For surface locks, office gates, etc. Body height 2", depth 3", width 1 1/8", nosing opening 1 1/4".

8 to 12 Volts A.C.—6 Volts D.C. Nos. 152 Each \$9.00

ECONOMY DOOR OPENERS



MORTISE TYPE

Body height 3 5/8", depth 2 1/8", width 1", nosing opening 1 1/8", face plate 5 7/8" x 1 1/4". 8 to 12 Volts A.C.—6 Volts D.C.

Nos.	Each	6 Each
9	\$6.72	\$5.76

ALL-PURPOSE CONTACTOR




Replaces old-fashioned springs for doors, windows, transoms. Fits a 3/4" hole, need not be mortised except in remote cases; over all 1 5/8" high. 1 5/8" deep, including flanges.

For low voltage operation.

Nos.	Each	6 Each	
44	Pressure on nose opens circuit	\$1.40	\$1.20
45	Pressure on nose closes circuit	1.40	1.20

ANNUNCIETTES



Much smaller and neater than old-fashioned annunciators.


Buzz audible signal with connectors for adding extension signal, if desired.

Operates on 8-10 volts. Manual reset. All boxes are 3" deep. Trims are 3/4" larger than wall cut dimensions.

FLUSH TYPE—WHITE ENAMEL

Nos.	Wall Cut		No. of Drops	Each
	Height, In.	Width, In.		
672-4	4	4 5/8	5 7/8	\$36.00
672-8	8	4 5/8	5 7/8	51.60
672-12	12	4 5/8	7 7/8	74.45

BELL RINGING TRANSFORMERS JEFFERSON WIZARD



May be attached to any outlet box cover or to side of box. Mounting feet for surface wiring.

110 volts, 60 cycles, 5 watts, 10-volt secondary.

Nos.	Each	50 Each
230-201	\$2.82	\$2.42

EDWARDS EASI-MOUNT



Expandable nipple for 1/2" knockout. Set screw outside of box. 115 volts, 60 cycles, 5 watt secondary.

Nos.	Each	6 Each	
890	10 Volts	\$2.66	\$2.28
896	6-12-18 Volts	3.50	3.00

TRI-VOLT TRANSFORMERS



110 volts, 60 cycles, 5 watts, 6, 8, 14 volts secondary.

Nos.	Each	10 Each
230-221	\$3.90	\$3.00

Graybar

Graybar

All Items on This Page—Cash Discount 2%

SIGNALING TRANSFORMERS



All types designed for 110-120 volt alternating current.

Nos.	Watts	Each
231-101	50	\$12.84
231-111	100	20.74
231-141	250	52.80

CHIME TRANSFORMERS NUTONE




Thermal switch in primary circuit protects against burn cuts. Can be surface mtg. or mounted on any box having a 1/2" K. O.

115 Volts — 60-60 Cycle

Nos.	Volts	Watts	Each
101-OB	16	10	\$3.30
201-OB	24	10	4.08

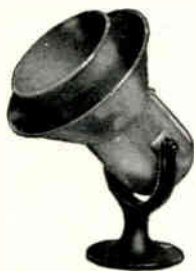
RESONATING HORNS WEATHERPROOF



Lowest electric horn. For code or general warning. Resonate trumpet tone. Any specified voltage 115—60 cycle. Each Model 5420.....\$72.00

FEDERAL SIRENS

Powerful non-coding Siren for fire alarms or as a signal for hours of work. High speed motor. Weatherproof housing. Adjustable bracket. Length 11". 110 Volt Universal motor, A.C. or D.C.




Type "A"... Each \$107.10

Can be supplied to operate at 6 to 250 volts, at no additional cost.

BENJAMIN SIGNALS

Built to meet requirements of industrial systems. Both motor driven and vibrator types. Can be used for code calling.



8546

Can be supplied for A.C. or D.C. from 6 to 250 volts.

Nos.	Volts	Type	Each
8170	110 A.C.	Weatherproof	\$85.10

Nos.	Volts	Type	Each
8755	110 A.C.	Interior	\$23.68
8546	110 A.C.	Weatherproof	28.50

St L 64

All Items on This Page—Cash Discount 2%

BATTERIES



Nos.	Type	Each
D99	Heavy Duty	\$0.26
950	Standard	.20
935	Baby	.20
915	Pen Size	.16
912	Baby Pen Size	.16
1050	Industrial	.22



LEAK PROOF UNIT CELL
Ray-O-Vac Flashlight Batteries.
Guaranteed not to stick in plug or damage flashlight.

Nos.	Type	Each
4-LP	King Size	\$0.28
3-LP	Industrial	.20
2-LP	Regular	.20
1-LP	Baby	.16
7R	Penlight	.14
400	Baby Penlight	.14



EVEREADY COLUMBIA BATTERIES

Nationally known, exceptionally long life. 1 1/2 volts.

Eveready Nos.	Ray-O-Vac	Each
6	6I Ignitor	\$1.30
6T	6T Gray Label Telephone	1.30

Shipping weight, 228 lbs. per 100 batteries. Freight prepaid on shipments from factory on 200 lbs. or more.



LANTERN BATTERIES

Four-cell battery for use in railroad lanterns.

Nos.	Eveready	Each
509	Eveready	\$1.22
941	Ray-O-Vac	1.22



HOT SHOT BATTERIES

Durable steel case dry battery. Completely insulated impervious to water.

Eveready Nos.	Ray-O-Vac	Volts	Each
1461	641	6	\$5.26
1562	...	7 1/2	6.64

EVEREADY FLASHLIGHTS

Industrial Safety Types



Brass Tube Sheathed with a Durable Covering of Rubber. Safety Types approved by U. L. and Bureau of Mines, Class 1 Group D. All prefocused type.

Nos.	Type	Each
1251A	2 Cell General Purpose	\$3.34
1259A	2 Cell Permissible Safety	5.48
1351A	3 Cell General Purpose	3.63
1359A	3 Cell Permissible Safety	5.78

SPECIAL USE BATTERIES

RADIO BATTERIES

Portable Radio "A" Batteries



Nos.	Eveready Type	Each
964	1 1/2 Volt Ray-O-Vac	\$0.50
Nos.	Eveready Type	Each
P-751	7 1/2 Volts	\$1.40
9924SM	9 Volts	

Portable Radio "B" Batteries

Nos.	Eveready Type	Each
482	45 Volts	\$4.14
467	67 1/2 Volts	4.56
477	67 1/2 Volts	4.00
Nos.	Ray-O-Vac Type	Each
4390	90 Volts	\$5.04

TELEPHONE BATTERIES



Air Cell

For operators transmitter on magneto switchboard.

Nos.	Voltage	Wgt. Lbs.	Each
T1600	1.25	13	\$13.08
T2600	2.5	24	22.50

EVEREADY FLASHLIGHTS



Made of Seamless Brass Tube with Chrome and Black Finish.

Nos.	Type	Each
2251	2 Cell Automatic Spotlight	\$2.46
7251	2 Cell Automatic Spotlight	2.60

TWO CELL SQUARE SPOTLIGHT



All chrome finish. Unbreakable safety-glow lens-guard.

Nos.	Each
7251-P	\$2.60

THREE CELL SQUARE SPOTLIGHT



Chrome finish with Black Decoration. Removable Bottom Cap.

Nos.	Each
7351-P	\$3.14

Graybar

RAY-O-VAC FLASHLIGHTS
THE "WORKMAN"
NYLON-HEAVY DUTY FLASHLIGHTS



Made of nylon. Highly resistant to cracking and breaking. Unaffected by gasoline, oil, grease, etc. Ideal for the heavy duty user.

Nos.	Type	Each
N-22	2-Cell	\$4.26
N-32	3-Cell	4.74

SAFETY TYPES

Nos.	Type	Price on request
AN-22	2-Cell	
AN-32	3-Cell	

2-Cell CHROME-PLATED SPOTLIGHT



Nos.	Type	Each
Z22R	2 Cell Prefocused	\$2.46
Z22B	2 Cell (Baby)	2.46

SPORTSMAN LINE



Chrome plated spot and Searchlight in 2, 3, and 5 Cells.

The famous Ray-O-Vac two-cell SPORTSMAN chrome spotlight. Has a knurled barrel with a flat, removable end cap with ring hanger. It has a three-position switch with signal button.

Nos.	Type	Each
S22F	2 Cell Spotlight	\$2.60
S32F	3 Cell Spotlight	3.14



Inexpensive high-quality two cell chrome prefocused spotlight.

Nos.	Type	Each
F22R	2 Cell Spotlight	\$1.58

HANDYMAN



Two-cell, chrome, prefocused spotlight. Exclusive new push-pull ring switch.

Nos.	Type	Each
RT22	2-Cell Prefocused	\$2.60

FOCUSING FLASHLIGHT WITH RING HANGERS



Nos.	Type	Each
22FS	2 Cell Chrome and Black	\$2.46

EVEREADY — RAY-O-VAC LENS ASSORTMENTS

40 assorted lenses to fit standard two cell Spotlight — small Spotlights and three and five cell Searchlights.

Eveready Nos.	Each	Ray-O-Vac Nos.	Each
102	\$3.68	LA-1	\$2.38

All Items on This Page—Cash Discount 2%

"BIG BEAM" PORTABLE LAMPS

Big Beam Jr. Model No. 111

4 inch chrome finished lamphead and handle. Steel, weather proof battery container finished in red baked enamel. Parabolic reflector, bulb and heavy glass convex lens. Lamp to-battery contacts - pressure type. No wire to connect. Battery replacements in 10 seconds.



Nos.	Each	\$100.00 List Asst. Each
111		\$13.90
166	With Sealed Beam Bulb	15.00 12.00

Powered by Standard Lantern Batteries Dual Purpose General Service Lamp



Head contains two bulbs, one produces bright 1500 ft. beam, other is for "localized" lighting. Chromium plated reflector, 4 1/2" in diameter . . . Heavy convex lens . . . Head vertically adjustable . . . Permanently attached cell-to-cell connectors . . . Battery case is 6"x3"x4 3/4" high . . . Uses two lantern batteries. Bulb No. 502-S.

Nos.	Each	\$100.00 List Asst. Each
211	Less Batteries	\$25.00 20.00

"BIG BEAM" PORTABLE LAMPS



Projects a 2,000-foot beam, due to a 6" true parabolic silvered reflector. With prefocused bulb, heavy-duty case and heavy lens. Adjustable head and convenient switch. Battery connections so arranged as to make battery replacement easy. Uses four No. 6 standard dry cells.

Nos.	Each	\$100.00 List Asst. Each
700	Without Batteries	\$34.00 27.20

"BIG BEAM" ELECTRIC FLARE

Flashing or Steady A Combination Emergency Light and Signal Flare

UL Approved

The case is red enamel 5 1/2" H., 3" D., 5 1/2" W. Takes two lantern batteries. Has a single pole double throw switch, uses two No. 502-S bulbs, flashes 125 hrs continuously. Has plastic Fresnel lens.



Nos.	Each	\$100.00 List Asst. Each
408F	Less Batteries	\$23.00 18.40

BIG BEAM AUTOMATIC AUXILIARY LIGHTS

Model No. 2-AD-S Special

MUSTS FOR CIVILIAN DEFENSE!

Give Instant Automatic Light When Regular Current Fails




In panic, disaster, air raids, or whenever a failure occurs in the regular lighting service, Big Beam Emergency, Lights give instant automatic light over wide area. Floodlight heads operate from dry battery. Simple installation. No special wiring. Plug into any convenient lighting outlet, either AC or DC. Several models. Approved by Underwriters' Laboratories, Inc.

Each	\$100.00 List Asst. Each
\$110.00	\$88.00


JUSTRITE ELECTRIC LANTERNS

RAILROAD TYPE Steel Case—Twin Bulbs



One bulb focused for powerful spot to read car numbers, the other for regular signaling. Side switch gives instant change. Adjustable handle, fixed 5" guard. Uses No. 509 battery and two No. 502 bulbs.

Nos.	Without battery or bulbs	Each
2140		\$5.52



The Graybar Tag is symbolic of that integral part of business and living—Distribution; more goods available for more people, conveniently and at lower cost. In this case, it is representative of over 100,000 electrical items, manufactured by over 200 reputable manufacturers and distributed through Graybar to over 50,000 customers.

SQUARE D VOLTAGE TESTERS



With Polarity Indicator. Indicates voltage from 110 volts to 550 volts, 60 Cy., A. C. and from 125 volts to 600 volts, D. C.

Constructed with heavy fibre case, has oil resisting insulation on lead wires, 4" fibre grips and hardened piercing prongs.

Nos.		Each
5008	Tester with Polarity Cap	\$22.54
5002	Case	2.92

IDEAL CONTINUITY TESTERS



Penlite battery powered. Tests dead circuits.

Nos.	Each
61-030	\$5.00

IDEAL TEST GLO



Neon Test Lamp. Test to 600 Volts A.C. or D.C. Cement sealed and moisture proof.

Nos.	Each
61-040	\$5.00

IDEAL VOLTAGE TESTERS



Tests for any of these 110 to 550 volts A.C., 110 to 600 volts D.C. blown fuses, grounded side of line, D.C. polarity, Leads one 2-ft. long. Prods are 1 1/2 inches long.

Nos.	Each
61-004	With Carrying Case \$25.50

IDEAL TEST-LITE AND FUSE PULLERS



Plier-like construction of molded bakelite. Test lamp enclosed in handle. For testing circuits from 110 to 550 volts and pulling fuses from 30 to 100 amps., 250 or 600 volts.

Nos.	Each
34-005	Without Leads \$5.88
34-006	18" Leads Only 1.38

IDEAL FUSE PULLERS



A safe tool for removing and replacing cartridge fuses. Made of heavy fiber.

Nos.	250 Volt	600 Volt	Each
34-002	1 to 200 Amp.	1 to 100 Amp.	\$1.90
34-003	100 to 600	60 to 400	5.00

IDEAL FLUORESCENT FIXTURE TESTERS



Pocket size tester for tubes — starters — fixtures.

Nos.	Each
61-015	\$9.90
61-016	9.90

BRACH TEST-O-LITES



For locating burned-out fuses, motor troubles, short circuits, etc. For all voltages from 110 to 550 A.C. or D.C. Made of bakelite. Small size:

No. Test-O-Lite	Each
	\$2.50

RITE-O-LITE ADAPTABLE LAMP CHANGERS



One rubber head fits all types of bulbs...



Basic Vacuum Unit

Nos.	Each
BC-114	\$18.00

4' Extensions	
BX-114	6.40

UNIVERSAL TEST CLIPS



For Making Quick Electrical Connections

Nos.	Amps.	Lgth., In.	10 Each	Per 100
45	5	1 1/2	\$0.10	\$ 8.40
48B	10	2	.12	10.40
27	20	2 1/16	.16	13.40
24A	25	2 7/8	.24	21.00
21A	50	4	.50	44.00

May be assorted with Universal Clip Insulators.

UNIVERSAL CLIP INSULATORS



Insulator Nos.	For Clip	Each	Per 100
47	45	\$0.10	\$ 8.40
49	48B	.14	12.60
29	27	.24	20.60
26	24A	.36	30.00
23	21A	.58	50.00

May be assorted with Universal Clips.

RYAN CHISEL AND PUNCH SETS

Ryan cold chisels and machinists punches are hot forged of fine quality octagon tool steel. Kits are of durable plastic in attractive red; pockets are transparent edged with silver braid.



NO. 10 RYAN KIT

Contains chisels and punches as listed. 1 Cold Chisel, 1/2 x 5/8 x 6; 1 Cold Chisel, 3/8 x 1/16 x 5; 1 Solid Punch, 1/2 x 3/16 x 6; 1 Pin Punch, 3/8 x 3/16 x 5; 1 Center Punch, 3/8 x 4.

Kit, Complete..... Each \$2.26

GREENLEE FIRMER CHISELS



Short socket, bevel edge, hardwood handle, leather tip. Blade 4 1/2" from cutting edge to shoulder; over-all length, 12".

Nos.	Width In.	Each
220-1/2	1/2	\$2.68
220-3/4	3/4	2.94
220-1	1	3.06
220-1 1/2	1 1/2	3.74
220-2	2	4.80

GREENLEE SPIRAL SCREW DRIVERS



Green plastic handle, ratchet type. Each size tool comes equipped with three bits of varied size.

Nos.	Size	Each
457	Small	\$ 8.54
458	Medium	9.86
459	Large	12.48

RYAN SCRATCH AWLS



A general utility tool for scratching metals, punching or lining-up. Hot-forged tool steel blade, heat-treated and polished; extends through handle. Blade length, 3 1/2 in. Overall length, 6 1/2 in. Diameter of shank, 1/4 in.

No. 800..... Each \$0.62

FOR ELECTRICIANS TOOLS NOT SHOWN. REQUEST YOUR COPY OF GRAYBAR ELECTRICIANS TOOL CATALOG

Graybar

RYAN SCREW DRIVERS



Handles are tough unbreakable plastic. Blades are of high quality steel, manufactured to precision requirements.

Phillips Type		
Nos.	Size, In.	Each
PH	3	\$1.20
PH	4	1.50
PH	6	1.94

Pocket Type



Nos.	Size, In.	Each
B18	2	\$0.38
B18	3	.38

Stubby Type



Nos.	Size, In.	Each
S141	1 1/2	\$0.90

Cabinet Type
1/8 in. Diameter



Nos.	Size, In.	Each
C316	2	\$0.90
C316	4	1.04
C316	6	1.12
C316	8	1.34

Square Blade



Nos.	Size, In.	Each
S14	4	\$0.90
S516	6	1.98
S38	8	2.32

Round Blade



Nos.	Blade Length, In.	Each
R14	1/4x2	\$1.04
R14	1/4x4	1.12
R14	1/4x6	1.28
R14	1/4x8	1.50
R516	5/16x4	1.42
R516	5/16x6	1.58
R516	5/16x8	1.64
R38	3/8x8	1.94
R38	3/8x10	2.54

Best Quality, heat treated and polished.

No. 21—GREENLEE ELECTRICIAN'S AUGER BITS



5 1/2" Twist, 10" Over-all Length

Size 16ths, In.	1-6, Each	6 & Over, Each
10	\$2.10	\$2.00
11	2.38	2.28
12	2.52	2.40

No. 22 GREENLEE SOLID CENTER WOODWORKER'S AUGER BITS



Size 16ths, In.	Twist, In.	Over-all, In.	1-6, Each	6 & Over, Each
4	3 3/8	7 1/2	\$1.26	\$1.20
5	3 1/2	7 5/8	1.26	1.20
6	3 5/8	7 3/4	1.26	1.20
7	3 3/4	7 7/8	1.34	1.26
8	3 7/8	8	1.40	1.34
9	3 7/8	8 1/8	1.48	1.40
10	4	8 1/4	1.54	1.46
11	4 1/8	8 3/8	1.62	1.54
12	4 1/4	8 1/2	1.68	1.60
13	4 3/8	8 5/8	1.76	1.66
14	4 1/2	8 3/4	1.82	1.74
15	4 5/8	8 7/8	1.96	1.86
16	4 3/4	9	2.04	1.94

No. 64J SHIP AUGER BITS



12" Twist, 18" Over All

Size 16ths, In.	Each	6 Each
7	\$3.00	\$2.86
8	3.08	2.94
9	3.15	3.00
10	3.22	3.08
11	3.30	3.14
12	3.36	3.20
13	3.44	3.26

No. 48—GREENLEE BELL HANGER'S BIT



3 3/4" Twist, 18" Overall Length

Size 32nds, In.	1-6, Each	6 & Over, Each	Size In.	1-6, Each	6 & Over, Each
6	\$2.80	\$2.66	16	\$4.06	\$3.86
8	3.02	2.86	18	4.42	4.24
10	3.08	2.94	20	4.90	4.66
12	3.36	3.20	22	5.46	5.20
14	3.64	3.46	24	6.80	6.46


No. 18 GREENLEE ELECTRICIAN'S UNISPUR POWER BITS



FOR ELECTRIC DRILL USE
5 1/2" Twist, 8 1/2" Overall Length

Size 16ths, In.	1-6, Each	6 & Over, Each	Size 16ths, In.	1-6, Each	6 & Over, Each
11	\$3.30	\$3.14	14	\$4.06	\$3.86
12	3.44	3.26	16	4.48	4.26
13	3.86	3.66			

"YANKEE" RATCHET BRACES



Ball-bearing, quick centering chuck, 1/2" capacity. Dustproof ratchet case, quick positive shifter.

Nos.	Each
2101-10	10" Sweep \$18.70
2101-12	12" Sweep 19.10

No. 16 GREENLEE UNISPUR ELECTRICIAN'S AUGER BITS



5 1/2" Twist, 10" Overall Length

Size 16ths, In.	1-6, Each	6 & Over, Each	Size 16ths, In.	1-6, Each	6 & Over, Each
4	\$2.04	\$1.94	12	\$2.94	\$2.80
5	2.04	1.94	13	3.36	3.20
6	2.04	1.94	14	3.58	3.40
7	2.24	2.14	15	3.86	3.66
8	2.32	2.20	16	4.06	3.86
9	2.46	2.34	18	4.90	4.66
10	2.60	2.46	20	5.60	5.34
11	2.80	2.66			

GREENLEE No. 87 POWER PIPE BITS



Designed for electricians to bore holes for pipe or conduit. Double twist type, having twist lengths ranging from 7 1/4" to 8 1/2". Overall dimensions, 14" to 17". Flat cut heads permit boring with minimum of power. Screw points have a lead of 24 turns to the inch to accommodate power-driven equipment.

Size, In.	Each	Size, In.	Each
1 1/4	\$6.80	2	\$11.08
1 1/2	8.14	2 1/2	17.00
1 3/4	9.60		

WOOD BITS

GREENLEE EXPANSIVE BITS

Nos. 3-5-6



Fast, Easy-Boring With Positive Chip Clearance

Nos.	Description	Size, Inch	Each
3	Bit	1/8-3	\$3.54



Set Fast Expansive

Quickly set to size by improved method, with adjusting barrel, and lock-tight eccentric pin.

Nos.	Size, inches	Each
5	5/8 to 1 3/4	\$5.00
6	7/8 to 3	5.86

GREENLEE BIT EXTENSIONS



Permits sufficient strength to drive a bit up to 1" diameter, but small enough to follow a 5/8" bit. Positive lock insures absolute grip on the shank at all times.

Nos.	Extension, inches	Each
900-15	15	\$5.00
900-18	18	5.20
900-21	21	5.34
900-24	24	5.54

Graybar

Graybar

All Items on This Page—Cash Discount 2%

GREENLEE AUTOMATIC PUSH DRILLS



All exposed metal parts, except drill points, are chromium plated. Working parts are fully enclosed. Drive nut is phosphor bronze. Handle serves as magazine for drill points, 3 drill points, 1/8 to 1/64 included with drill.

Nos.	Description	Each
483	Transparent Handle	\$6.60

GREENLEE BRACE COUNTERSINKS



For soft metals and wood. 4 1/2" overall length. Will countersink up to 5/8".

No.	Description	Each
701	Countersink	\$1.00

KETT-ELECTRIC JOIST BORER



For overhead or below floor work level. Bores holes up to 1". Telescoping extension up to 10 ft. above floor. Motor with boring head easily removed for use as hand tool. Motor operates on 115V A.C. or D.C. Furnished with 12 ft. cord.

Nos.	Description	Each
KU21	Less Bits	\$279.00
1 1/16"	Special Bit, 2 1/2" Twist	6.00
1 1/8"	Special Bit, 2 1/2" Twist	7.00
1 1/4"	Special Bit, 2 1/2" Twist	7.50

Also available in 4" and 6" Twists.

TILDEN ROTARY KONKRETE KORE DRILLS



Drills concrete up to 6" per minute and up to 300 inches in concrete before resharpening is required. Free factory sharpening and repair service. Interchangeable shanks for any depth hole on the 5/8" drills and over.

Centerless Type			
No.	Drill Size, In.	Overall Length, In.	Each
6	3/8	5	\$ 4.80
7	1/2	5	5.20

Core Type			
No.	Drill Size, In.	Overall Length, In.	Each
8	1/2	6	13.60
9	3/8	6	15.60
11	1 1/16	8	18.00
10	5/8	8	17.60
12	3/4	8	19.60
13	13/16	8	22.00
14	7/8	10	29.60
16	1	10	31.60
18	1 1/8	12	35.60
20	1 1/4	12	39.60
22	1 3/8	12	44.00
24	1 1/2	12	49.60
26	1 5/8	12	52.00
28	1 3/4	12	54.00
30	1 7/8	12	56.00
32	2	12	59.60

Larger sizes available.

NEW YORK TWIST DRILL HIGH SPEED DRILLS



Type J 17 General Purpose

Diam. In.	Overall In.	Each	Diam. In.	Overall In.	Each
Straight Shank Drills, Short Series, (Jobbers Length)					
1/64	3/4	\$0.60	1 1/4	2 7/8	\$1.28
1/32	1 3/8	.48	9/32	2 15/16	1.40
3/64	1 3/4	.32	19/64	3 1/16	1.56
1/16	1 7/8	.32	5/16	3 3/16	1.68
5/64	2	.36	21/64	3 5/16	1.84
3/32	2 1/4	.38	11/32	3 3/4	2.04
1/8	2 5/8	.42	23/64	3 1/2	2.20
5/64	2 3/4	.50	3/8	3 5/8	2.36
3/32	2 7/8	.52	25/64	3 3/4	2.60
1/4	3 1/8	.56	13/32	3 7/8	2.80
5/64	3 1/4	.64	27/64	3 15/16	3.04
3/32	3 1/2	.84	7/16	4 1/16	3.24
1/8	3 5/8	.90	29/64	4 3/16	3.48
5/64	3 3/4	1.00	15/32	4 5/16	3.68
3/32	3 7/8	1.04	31/64	4 3/8	3.96
1/4	4	1.14	1/2	4 1/2	4.20

Type W18 General Purpose

Wire Gauge Nos.	Length Overall In.	Each	Wire Gauge Nos.	Length Overall In.	Each
Straight Shank Drills, Short Series, (Wire Gauge)					
1	3 7/8	\$1.04	31	2 3/4	\$0.44
2	3 7/8	1.04	32	2 3/4	.44
3	3 3/4	1.00	33	2 5/8	.44
4	3 3/4	1.00	34	2 5/8	.42
5	3 3/4	1.00	35	2 5/8	.42
6	3 3/4	1.00	36	2 1/2	.40
7	3 5/8	.90	37	2 1/2	.40
8	3 5/8	.90	38	2 1/2	.40
9	3 5/8	.90	39	2 3/8	.40
10	3 5/8	.90	40	2 3/8	.38
11	3 1/2	.90	41	2 3/8	.38
12	3 1/2	.90	42	2 1/4	.36
13	3 1/2	.84	43	2 1/4	.36
14	3 3/8	.84	44	2 1/8	.36
15	3 3/8	.84	45	2 1/8	.36
16	3 3/8	.78	46	2 1/8	.36
17	3 3/8	.78	47	2	.36
18	3 1/4	.64	48	2	.36
19	3 1/4	.62	49	2	.36
20	3 1/4	.62	50	2	.32
21	3 1/4	.62	51	2	.32
22	3 1/8	.56	52	1 7/8	.32
23	3 1/8	.56	53	1 7/8	.32
24	3 1/8	.56	54	1 7/8	.32
25	3	.52	55	1 7/8	.32
26	3	.52	56	1 3/4	.32
27	3	.52	57	1 3/4	.32
28	2 7/8	.52	58	1 5/8	.32
29	2 7/8	.50	59	1 5/8	.32
30	2 3/4	.50	60	1 5/8	.32

MASONRY DRILLS STAR DRILLS



For use on stone or concrete. Octagon tool steel, oil tempered. 4-point star cut.

Size In.	Each	Size In.	Each
1/4x12	\$0.80	5/8x12	\$1.12
5/16x12	.80	3/4x12	1.32
3/8x12	.80	7/8x12	1.54
1/2x12	.84	1x12	1.74

DIAMOND DIAMIDE

Spiral twist carbide tipped. Drills full length without stopping or removing drill. Does not bind.



Nos.	For 1/4 Inch Chuck		Each
	Nominal Diameter In.	Overall Length In.	
7703	3/16	3	\$2.70
7704	1/4	4	2.70
7705	5/16	4	2.92
7706	3/8	4	3.20
7707	7/16	6	3.60
7708	1/2	6	4.04
7709	9/16	6	4.50
For 1/2 Inch Chuck			
7710	5/8	6	\$4.94
7711	11/16	6	5.64
7712	3/4	6	6.30
7716	1	6	10.80

DIAMOND DRILL HOLDERS STYLE "C" RUBBER GRIP



Nos.	Each
755	\$5.84

DIFORGE TWIST DRILLS

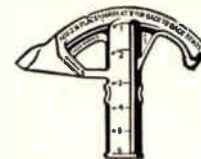


Nos.	Diameter Inches	Lgth Overall inches	Dpth. of Hole, In.	Each
720-3	3/16	2 3/4	1 3/8	\$1.44
720-4	1/4	3 3/8	1 3/4	1.44
720-5	5/16	4 3/8	2 1/2	1.70
720-6	3/8	5 1/8	3	1.97
720-7	7/16	5 1/4	3 1/4	2.56
720-8	1/2	5 1/2	3 1/4	3.04
720-9	5/8	5 7/8	3 3/4	3.57
720-10	3/4	6 1/8	4	3.84

Drop-forged Vanadium Tool Steel. For hand drilling in masonry. Rotate between hammer blows in clockwise direction.

Note: Use with "A", "B" or "C" Drill Holders.

THIN WALL BENDERS



"Inch Marked"

Nos.	Size, In.	Each
1472	1/2	\$ 5.72
1473	3/4	9.70
1474	1	16.48
*2474	1 1/4	92.10

*1 1/4" Bender is a precision tool.

CONDUIT BENDERS



Size, In.	Slivey, Each
1/2	\$4.00
3/4	5.00
1	9.00

STEELTUBE HICKEYS


For making close short bends.



Nos.	Size, In.	Each
2195	1/2	\$ 5.12
2196	3/4	6.40
2197	1	12.78
2198	1 1/4	16.00
2199	1 1/2	18.90

Graybar


MANDREL SPRINGS



Fit snugly inside pipe—prevent kinking in making short-radius bends.

Nos.	Size, In.	Each
50	1/2	\$0.88
75	3/4	1.16

GREENLEE KNOCKOUT CUTTERS



Cuts holes to fit 1 1/2", 2", 2 1/2" and 3" conduit in metal up to 1/8" thick.

No. 740—Complete with 4 metal discs. Each \$29.70

GREENLEE KNOCKOUT PUNCH SETS



Enlarges holes in metal boxes. Up to 10 gauge.

Nos.	For Conduit Size, In.	Each
735	1/2, 3/4, 1, 1 1/4	\$19.80
737	1 1/2, 2	19.80

Complete with Leather Case.

GREENLEE KNOCKOUT PUNCHES



Cuts clean holes quickly and easily with a few turns of the drive nut.

Packed and sold individually in boxes.

No. 738—Cuts hole 2 5/8" diameter for 2 1/2" conduit.


No. 739—Cuts hole 3 1/2" diameter for 3" conduit.

No. 741—Cuts hole 4" diameter for 3 1/2" conduit.

No. 742—Cuts hole 4 1/2" diameter for 4" conduit.

Nos.	Each	Nos.	Each
738	\$27.90	741	\$77.40
739	37.80	742	95.40


NYE TRIAD RATCHET STOCK



Stock complete with dies for pipe sizes shown.

Nos.	Capacity, In.	Each
N60-4	1/2, 3/4, 1, 1 1/4	\$55.30
N60-7	1/8, 1/4, 3/8, 1/2, 3/4, 1, 1 1/4	87.40

NYE RATCHET RECEDING DIE STOCKS



Regular Bushings No. 1R—Capacity 1 to 2 In.

No.	Description	Each
N1R-4	Receding stock (ratchet) complete with bushings and dies, 1, 1 1/4, 1 1/2, 2-in.	\$67.50

All Items on This Page—Cash Discount 2%


Graybar

FOR
ADDITIONAL ELECTRICIANS
TOOLS NOT SHOWN
REQUEST YOUR COPY
OF THE
GRAYBAR ELECTRICIANS
TOOL CATALOG

**MARVEL
HIGH-SPEED-EDGE
HOLE SAWS**



Saw Attached to Arbor



Hole Saw No. 1 Arbor No. 2 Arbor No. 3 Arbor No. 7 Arbor Extension

For use in portable power tools, drill presses, or in lathe tail stock. Cuts holes from 5/8" to 4 1/2" diameter through sheet metal or solid material up to a thickness of 1 1/8". Used on any machinable material.

Hole Saws (Less Arbors)

Nos.	Each	Saw Dia. In.	For Arbor Nos.	Nos.	Each	Saw Dia. In.	For Arbor Nos.
10	\$4.20	5/8	1	41	\$5.60	2 3/8	2, 3
12	4.20	3/4	1	42	5.60	2 5/8	2, 3
14	4.20	1	1	44	5.60	2 3/4	2, 3
16	4.20	1 1/8	1	46	5.60	2 7/8	2, 3
17	4.20	1 1/4	1	48	5.60	3	2, 3
18	4.20	1 1/2	1	50	5.60	3 1/8	2, 3
20	4.20	1 3/4	2, 3	52	5.60	3 1/4	2, 3
22	4.20	1 7/8	2, 3	54	5.60	3 3/8	2, 3
24	4.20	1 1/2	2, 3	56	5.60	3 1/2	2, 3
26	4.20	1 5/8	2, 3	58	9.80	3 5/8	2, 3
28	5.60	1 3/4	2, 3	60	11.20	3 3/4	2, 3
30	5.60	1 7/8	2, 3	62	11.90	3 7/8	2, 3
32	5.60	2	2, 3	64	12.60	4	2, 3
33	5.60	2 1/8	2, 3	66	14.00	4 1/8	2, 3
34	5.60	2 1/4	2, 3	68	18.20	4 1/4	2, 3
36	5.60	2 3/8	2, 3	70	21.70	4 3/8	2, 3
38	5.60	2 1/2	2, 3	72	25.20	4 1/2	2, 3
40	5.60	2 3/4	2, 3				

Arbors

Have a 1/4" high-speed steel pilot drill and solid hexagon shank to fit any 1/2" or larger 2- or 3-jaw chuck.

Nos.	Each	Extra Pilot Drills, Each	Size Hexagon Shank, In.	Fits Hole Saws, In.
1	\$ 8.00	\$3.00	1/2	5/8 to 1 1/8
2	12.00	3.00	1/2	1 1/4 to 4 1/2
3	12.00	3.00	3/4	1 1/4 to 4 1/2

Arbor Extensions

Use with Nos. 1 or 2 arbors to reach inaccessible places. Have 1/2" shank, length, 12".

No. 7	Each \$8.00
-------	-------------




NYE SELF-LOCKING VISE

Equipped with full grip replaceable jaws.

Nos.	Pipe Size, In.	Each
N71	1/8 to 2 1/2	\$25.00

NYE CONVERTIBLE COMBINATION VISE AND STANDS



Base designed so yoke vise parts (1/8" to 2 1/2") can be replaced by chain vise parts (1" to 4"). Locking arrangement for each leg for both open and closed position — no chain required. Reversible jaws.

Double socket efficiency benders for 1/2" and 3/4" pipe.

Hole in rear of base tapped for standard 1" pipe threads — to accommodate extension pipe rest arrangement.

Nos.	Description	Size, Inches	Each
N88A	Stand with Yoke Vise	1/8 to 2 1/2	\$71.50
N88-BPL	Parts to convert N88-A to Chain Vise	1/2 to 4	12.80

NYE TUBE CUTTERS WITH ROLLERS



Nos.	Tubing Capacity	Each
N25C	1/2" to 2 1/8" O.D.	\$11.80
N25CW	Sturdier wheel for steel thin wall for use in N25C	1.10
N25SB	Tube Cutter	
N25SW	Cutter Shoe	

NYE HEAVY-DUTY PIPE CUTTERS




Solid malleable construction and all-steel handle make this an exceptionally dependable and durable tool. Wheel blocks travel on extra wide-ways which assures continued alignment. Every pipe cutter is checked for alignment and tested at the factory.

Nos.	Size, Inches	Wheel, Pins, Rollers Used	Each
1N	1/8 to 1 1/4	1 and 2N	\$17.80
2N	1/8 to 2	1 and 2N	23.80
4N	2 to 4	4N	72.60

**BEAVER GEARED
THREADERS**

1 Set of Dies Threads 2½ to 4 In.



Will cut standard, oversize or undersize threads of standard length.


Being adjustable, it is always possible to compensate for variations in off-standard or reused pipe fittings, still giving tight joints.

Very rugged and easy

working. Threads pipe or conduit with same set of dies.

No.	Size	Each
41E	2½ to 4-in.	\$230.00

NYE PIPE THREADERS



Threads 1", 1¼", 1½" and 2" pipe. Uses single set of dies, cuts taper or straight thread, self-opening — cannot jam.

No. N51B	Each \$87.40
----------	--------------

NYE TRIPLEX SOLID DIE STOCK

Lightweight one-piece combination stock holds three dies. There are generous openings in body, clearly shown in the cut, that amply allow for oiling and chip clearance.



Supplied in two combinations: ⅜" to ¾", and ½" to 1".

Item complete with R. H. Skip-Tooth Dies

Nos.	Stock	Each
NT-30	Stock ⅜, ½, ¾"	\$34.50
NT-31	Stock ½, ¾, 1"	34.50
ND-1	Extra Solid Skip-Tooth Dies...	7.94
NT-G	Extra Guides (Nipple Bushings)	1.26

NYE BIT BRACE REAMERS



Spiral flutes give a shearing action. Tapered shank fits any standard bit brace.

Nos.	Capacity, In.	Each
N42	⅛ to 1	\$ 6.50
N42½	⅛ to 1¼	7.90
N44	¼ to 2	15.00

**NYE PIPE
THREADING OIL**




Dark or Clear with Sulphur base. Unless otherwise specified, Dark oil is furnished.

NET PRICES—Per Gallon

Nos.	Quantity	Dark or Clear Each
NO-1	1 Gallon Cans	\$2.76
NO-5	5 Gallon Cans	2.34
NO-55	55 Gallon Drums	2.04

Federal Tax Extra

**NYE No. 2
RECEDING STOCKS**



Capacity 2½" to 4" Separate Guides

Nos.	Each
N2-R4	Stock complete with ratchet handle, guides, and R.H. dies, 2½, 3, 3½, 4"..... \$220.00
N2-RG	Guides (Bushings) 2½, 3, 3½, 4", each size..... 6.00

NYE DIE CHASERS



For Receding Die Stocks. Made of high-grade alloy steel or high-speed steel, hardened and tempered in oil.

Set consists of four segments of one size only.

Stock Number Dies Fit, and Sizes Included (Specify size when ordering)

Nos.	Each Per Set
N1-DC	No. 1, 1A, 1R, 101A. Four Segments per set..... \$ 7.40
N1-DS	1", 1¼", 1½" (Alloy Steel). 2" (High-Speed Steel)..... 6.40
N2-DC	No. 2—Five Segments per set. 2½", 3", 3½", 4" (Alloy Steel)..... 19.20

**OSTER PORTABLE POWER
VISE STANDS**




Standard range ⅛ to 2-inch pipe. Range with Drive Shaft 2½ to 8-in. pipe.

Converts hand tools to power tools for threading, cutting-off and reaming pipe. Pipe is held in the new "Auto-Grip" automatic gripping chuck and is revolved by the power unit concealed in the stand. Power is furnished by a universal, reversible, variable speed motor of the geared head type which operates on 110 volt a-c or d-c. Regular equipment includes reversing switch, front and rear chucks, arms for carrying and taking torque of pipe tools, feet for front legs, plate for mounting pipe vise, fixture for pipe bending, one quart of oil. No legs, vise, or pipe tools included.

Nos.	Each
432	Machine with regular equipment \$490.00

**BLACKHAWK HYDRAULIC
PIPE BENDERS**



10-TON THIN-WALL CONDUIT BENDER
Bends thin-wall conduit speedily, efficiently and profitably. Handles 1¼, 1½ and 2" dia. conduit. Has S-71 hydraulic unit and S-35 ass't. of attachments (below).

Nos. S-34	Each \$485.20
-----------	---------------

10-TON PORTO-POWER PIPE BENDER
A low-cost, portable ass't. Handles rigid conduit and pipe of 1, 1¼, 1½ and 2" dia's. Includes S-71 hydraulic unit and S-83 ass't. of attachments.

Nos. S-30A	Each \$297.70
------------	---------------

20-TON PORTO-POWER PIPE BENDER
A time saving, practical set! Handles 1¼, 1½, 2, 2½, 3, 3½ and 4" dia. of rigid conduit and standard pipe. Includes S-78 hydraulic unit and S-84 ass't. of attachments.

Nos. S-36	Each \$660.00
-----------	---------------

**BLACKHAWK
PORTO-
POWER
HYDRAULIC
HOLE
PUNCHING
EQUIPMENT**



Punches up to 2½" Dia. Holes

Punch holes with hydraulic power in two-thirds less time! Has 6 punches, hollow type RC-426 ram, attachments and case.

Nos. SB-40	Each \$238.80
------------	---------------

**BLACKHAWK
ELECTRICALLY-DRIVEN
PUMPS**



Helps you install conduit up to three times faster. Converts hand-operated hydraulic equipment (such as benders and knockout punches) into speedy, electrically-driven equipment. Can be used on benders other than the Blackhawk type. Prevents fatigue and loss

of efficiency. Push-button action permits continuous output. Can be equipped with casters. Adaptable to all popular types of current.

Nos. P-182	With A.C. Motor	Each \$630.00
------------	-----------------	---------------

**OSTER
CUTTING OIL**

Absorbs and throw off heat. Flows freely in cold weather. Sterile with no tendency to cause infection.



Nos.	Quantity	Dark Each	Light Each
1	1 gal cans	\$ 2.40
1	5 gal cans	10.40
2	1 gal cans	2.60

Plus Federal Tax.

GRAYBAR

LUFKIN LEADER CHROME-CLAD STEEL TAPES



Chromium plated; resists rust and is easily kept clean. Markings are extremely easy to read, being jet black against the cream white chrome. Has stainless steel ring at end of tape. Markings are inches and 8ths. The case is covered with maroon-colored vinyl over a substantial plated steel liner. A strong, durable and very easy to read tape at a moderate price. Width, 3/8".

Nos.	Lgth., Ft.	Wt., Oz.	Each
C-250	25	9	\$ 8.16
C-253	50	15	10.00
C-255	75	20	13.60
C-256	100	25	16.80

LUFKIN STERLING LINEN TAPES



Nos.	Lgth., Feet	Each
406	100	\$24.20


"RED END" RULES



Marked Consecutive Inches to 16ths, Both Edges of Both Sides

Nos.	Ft.	Color	Each
066	6	White	\$2.26
068	8	White	3.20
066F	6	Flat Rule White	2.32

Concealed Joints



Marked Consecutive Inches to 16ths, Both Sides.

No.	Ft.	Color	Each
8616	6	White	\$1.86

LUFKIN MEZURALL TAPE RULES

Nickel Plated Blades



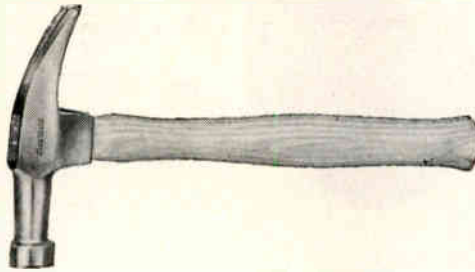
This rule is identical to the chrome-clad rule with the exception that the blades are nickel plated instead of chrome plated which permits a lower price.

Nos.	Lgth., Ft.	Each
926	6	\$2.00

All Items on This Page—Cash Discount 2%

ELECTRICIANS' HAMMERS

LONG NECK



Nos.	Wt., Oz.	Each
44E	16	\$6.00


DOUBLE FACED



Drop-forged. A short, heavy, double faced hammer. One face rounded, full polished faces — Black enameled body — Hickory handle.

Nos.	Each
85	\$4.34

COMPASS SAWS



Wood handle with 12" saw blade.

Nos.	Complete	Each
64C-12	Complete	\$3.00
64B-12	Extra Blades	2.00


HACK SAW FRAMES



Adjustable frame. Composition pistol grip. Wing nut adjustment for blades 8" to 12".

No.	Without Blade	Each
28	Without Blade	\$2.60

BABCOCK MECHANICS' SAFETY TYPE STEP LADDERS



Light, durable ladder with oval hickory bars on back legs.

Steps reinforced with steel rod with wood block to form a truss.

All parts heavily riveted. Steps are 1" x 3 3/4 inch.

Hinges and spreader 1 1/4" iron. Lengths: 4, 5, 6, 7, 8, 10, 12, 14, 16, 18 and 20 feet.

Length Per Foot	4 to 10 Ft.	12 to 16 Ft.
	\$3.18	\$3.54



BABCOCK EXTENSION LADDERS

Champion Extension: Heavy industrial with "A" spring locks. Rails 1 1/8 x 3 and 3 1/2. Hand split and hand shaved rungs. Furnished in straight or spread bottom style.

Size	Per Ft.
20 to 32 Ft.	\$3.40
34 to 40 Ft.	3.60
42 to 44 Ft.	3.70

Champion

HACK SAW BLADES




CAPEWELL—TECHNITE

Made of molybdenum high-speed steel, tougher than tungsten.

Will stand the hardest possible service, cut fast, have long life.

Nos.	Lgth., In.	Teeth Per In.	10-99 Each	100 Each
1018T	10	18	\$0.70	\$0.64
1024T	10	24	.70	.64
1032T	10	32	.70	.64
1218T	12	18	.84	.78
1224T	12	24	.84	.78
1232T	12	32	.84	.78



CAPEWELL—FLEX-TUNG

A tough, flexible, economical, alloy blade.

Nos.	Lgth., In.	Teeth Per In.	10-99 Each	100 Each
1018F	10	18	\$0.18	\$0.16
1024F	10	24	.18	.16
1032F	10	32	.18	.16
1218F	12	18	.26	.24
1224F	12	24	.26	.24
1232F	12	32	.26	.24

HAND TAPS CARBON STEEL

Diam. Inches	NC	NF	NS Form	Each	Diam. Inches	NC	NF	NS Form	Each
1/4	20	28	24,32	\$1.40	1	8	14		\$6.68
3/8	18	24	32	1.50	1 1/2	7	12		9.44
1/2	16	24		1.60	1 3/4	7	12		10.80
5/8	14	20		1.96	1 3/8	6	12		12.54
3/4	13	20		2.20	1 1/2	6	12		14.60
7/8	12	18		2.52	1 3/4			5 1/2	17.48
1	11	18		2.88	1 3/8	5			20.92
1 1/8			11,16	3.46	1 3/4			5	24.16
1 1/4	10	16		4.00	2	4 1/2			27.94
1 1/2	9	14		5.30					

These Taps are supplied in taper, plug or bottoming style at regular prices. National Special (NS) Threads are supplied in plug or bottoming style only. Right-hand NC Plug Taps shipped unless otherwise specified.

GRAYBAR

GRAYBAR

SOLDER AND SOLDER PASTES

ROSIN AND ACID CORE SOLDER



DUTCH BOY

String solder with solder flux in the core.

Type A—Acid Core

Type R—Rosin Core

1-lb. Spools

Per Lb.	5 Lbs. Each	20 Lbs. Each
\$2.16	\$2.00	\$1.92

BAR SOLDER



40-60 Grade

Less 10 Lbs. Per Lb.	10 Lbs. Per Lb.	50 Lbs. Per Lb.
\$1.76	\$1.42	\$1.36

IDEAL FISH TAPE REELS AND PULLERS



For building construction and industrial work. Reel serves as handle to give firm grip in pulling on fish tape, eliminating special pullers, or dangerous bare-hand pulling.

Keeps tape fully protected. Tape is locked in reel when not in use and cannot spring loose.

Nos.	Length and Size of Tape	Each
31-007	50'x $\frac{1}{8}$ x.045 ($\frac{3}{16}$ "	\$ 5.50
31-008	50'x $\frac{1}{8}$ x.060 ($\frac{1}{16}$ "	8.10
31-009	100'x $\frac{1}{8}$ x.060 ($\frac{1}{16}$ "	13.80
31-011	100'x $\frac{1}{4}$ x.060 ($\frac{1}{16}$ "	16.60
31-016	200'x $\frac{1}{8}$ x.060 ($\frac{1}{16}$ "	20.30

IDEAL FISH TAPE

Highest grade tempered spring steel is used. No curling. Flexible and easy on long runs of conduit having several bends.

Nos.	Length and Size of Tape	Each
31-004	50'x $\frac{1}{8}$ x.060 ($\frac{1}{16}$ "	\$ 3.00
31-036	100'x $\frac{1}{8}$ x.060 ($\frac{1}{16}$ "	5.40
31-038	200'x $\frac{1}{8}$ x.060 ($\frac{1}{16}$ "	10.60
31-050	100'x $\frac{1}{4}$ x.060 ($\frac{1}{16}$ "	8.60
31-052	200'x $\frac{1}{4}$ x.060 ($\frac{1}{16}$ "	17.20
31-078	50'x $\frac{1}{8}$ x.045 ($\frac{3}{16}$ "	2.50
31-079	100'x $\frac{1}{8}$ x.045 ($\frac{3}{16}$ "	4.60

FISH TAPE BALLS



Placed on the end of fish tape make wire pulling easy.

Nos.	For Tape, In.	Each	10 Each
3615	$\frac{1}{8}$ x .060	\$1.26	\$1.00
3616	$\frac{3}{16}$ x .060	1.50	1.20
3617	$\frac{1}{4}$ x .060	1.50	1.20

St L 72

All Items on This Page—Cash Discount 2% except Solder & Paste—1%



WIRE SOLDER

40-60 Grade

Per Pound

1 lb.	\$1.56
Less than 10 lbs.	1.48
50 lbs. or more.	1.42



BURNLEY'S SOLDERING PASTE

In Cans.

Size Can	Each	36 Each
2 oz.	\$0.18	\$0.16
4 oz.	.34	.26
8 oz.	.50	.40
16 oz.	.80	.74

"AMERICAN BEAUTY" ELECTRIC SOLDERING IRONS



Non-oxide copper tip. Chrome-Nickel heating equipment. Wood handle. "American Beauty" super-flexible heater cord.

115 Volts, A. C. or D. C.

Nos.	Wt. Oz.	Tip In.	Watts	Each
3128	7 $\frac{1}{2}$	$\frac{1}{4}$	50	\$ 7.40
3138	16	$\frac{3}{8}$	100	11.74
3158	28	$\frac{5}{8}$	200	13.72
3178	42	$\frac{7}{8}$	300	18.12
3198	60	1 $\frac{1}{8}$	550	23.48

EXTRA TIPS AND ELEMENTS FOR "A-B" SOLDERING IRONS

Extra Tips			Extra Elements		
Tip Nos.	For Iron No.	Each	Elem. No.	For Iron No.	Each
3738	3138	\$ 0.76	9273	3138	\$ 5.06
3758	3158	1.76	9275	3158	6.72
3778	3178	3.44	9277	3178	9.12
3798	3198	5.94	9279	3198	11.98

CHANNEL LOCK GRIPPING PLIERS



Length 9 $\frac{1}{2}$ ". Knurled Handles. Has 4 adjustments. Cap. $\frac{1}{16}$ to $\frac{1}{8}$ ". Polished steel finish.

Nos.	Each
410 Heavy Duty	\$4.40
420 Pump Pliers Regular	4.00

BERNZ-O-MATIC PORTABLE TORCHES

With Replaceable Fuel Cylinders Master



Portable torch unit that burns in any position at 2300° F.

Lights instantly without priming or pre-heating. Fuel Cylinder made of high quality steel and loaded with propane gas. Overall length 10"; diameter 2 $\frac{3}{4}$ ". Complete unit with fuel weighs less than 3 lbs.

Pencil flame type for concentrated heat; fuel cylinder lasts for 15 hours burning time.

General utility type for en-veloping flame; fuel cylinder lasts for 10 hours burning time.

No.	Description	Each
TX10	Pencil Burner Unit with Fuel Cylinder	\$9.30
TX11	Utility Burner Unit with Fuel Cylinder	9.30
TX9	Disposable Cylinder only	2.30
TX1	Pencil Burner Unit only	6.80
TX2	Utility Burner Unit only	6.80
1351-BP	Pencil Burner Head only	2.60
1352-BU	Utility Burner Head only	2.60
TX300	Flame Spreader for TX2	1.40
TX400	Small Soldering Tip for TX1	2.34
TX401	Large Soldering Tip for TX1	2.60
TX405	Spark Lighter	.40
TX406	Box of 6 Lighter Flints	.80
TX410	Torch Stand	1.70

Bantam

Does light soldering quickly and without extensive preparations. Ideal for close work; precision-tipped flame gives concentrated heat.

Fuel cylinder gives 15 hours burning time. Entire unit with fuel weighs only 1 lb. 6 oz.

No.	Description	Each
TX101	Bantam Torch and Fuel Cylinder	\$6.60
TX109	Disposable Fuel Cylinder	2.20
TX115	Bantam Burner only	4.50



WEN SOLDERING GUN

250 Watts
120 Volts, A. C. Only
Heats Instantly —
3 — 5 Seconds

Economical to operate. Heats only when trigger is pressed.

Nos.	Each
250	\$17.28
Extra Tips	.24

1.1 Amps, 120 Volts

199	\$10.60
Extra Tips	.70




WEN ELECTRONIC SOLDERING GUN

Working Hot in Less Than 5 Seconds
For Heavy Duty Work

Nos.	Each
288	\$13.28

Graybar

NYE PIPE WRENCHES



A wrench of life time service. Unconditionally guaranteed. Have hardened forged jaws and alloyed handles. Straight or offset patterns.

6-In. to 36-In. Straight or Offset at Same Price

Size, In.	Each	Size, In.	Each
6	\$3.56	8	\$4.92
10	5.52	14	7.20
18	10.28	24	17.76
48-In. in Straight Only			
48	\$49.20

UTICA ADJUSTABLE WRENCHES



Drop forged alloy steel.

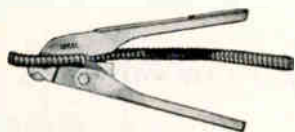
Nos.	Size, In.	Cap., In.	Each
91-8	8	1 ⁵ / ₁₆	\$3.26
91-10	10	1 ¹ / ₂	4.14
91-12	12	1 ⁵ / ₁₆	6.00
91-15	15	1 ¹¹ / ₁₆	9.06

PETERSON "WISE-GRIP" WRENCHES



Nos.	Cap., In.	Size, In.	Each
7	1 ¹ / ₈	7	\$2.46
10	1 ¹ / ₄	10	2.86

IDEAL BX ARMOR CUTTERS



For cutting armor of either two-wire or three-wire No. 14 or No. 12 BX Cable. Blade removable for

sharpening or replacing.

Nos.	Each
45-079 BX Armor Cutter.....	\$7.20
Extra Blade Only.....	1.00

UTICA BX ARMOR CUTTERS

No. 100BX—Utica-Smith Pocket Armor Cutters 7"



For cutting either two wire or three wire No. 14 or No. 12 BX Cable.

Nos.	In.	Each
100BX	7"	\$6.60 ea.

All Items on This Page—Cash Discount 2%

UTICA SIDE CUTTING PLIERS



Electrician's Standard

No.	Lgth., In.	Each
50-4	4	\$3.20
50-5	5	3.32
50-6	6	3.60
50-7	7	4.12
50-8	8	4.54


UTICA LUBRING PLIERS

Precision machined with patented lubrication ring floating in the joint to assure a smooth-working, long-life joint action. The porous iron ring holds a supply of oil, releasing it as the pliers are used.

Lubring construction has been tested and proved in the field.

UTICA SIDE CUTTING PLIERS

"Lubring"



No.	Lgth., In.	Each
259-P-8	8	\$6.26

With Splicing Grooves

259-S	8	\$6.60
-------	---	--------



Long Nose

No.	Lgth., In.	Each
254	6 ¹ / ₂	\$4.40

UTICA DIAGONAL CUTTING PLIERS

"Lubring"



No.	Lgth., In.	Each
241-5	5	\$3.96
241-6	6	4.34

Wire stripping Hole in Blade, Sleeve Grooves on Wire Twisters. W-Shaped Notches On Back of Head.

No.	Lgth., In.	Each
242-SW-6	6	\$4.60

UTICA LONG NEEDLE NOSE PLIERS

"Lubring"




No.	Lgth., In.	Each
227	6 ¹ / ₂	\$3.74

UNION STEEL TOOL CHESTS

Heavy-gauge steel, with hard baked enamel inside and out. All corners are rigidly reinforced. Steel handles. Continuous hinge, welded to cover and case to prevent springing cover.

CANTILEVER TRAY CHESTS




Double lock-seam construction. Rounded cover embossed to provide extra strength. Built-in padlock eye, double-draw bolts and lock plated to resist rust. Double-enameled outside. Inside finish green; outside gray.

Nos.	Lock	Size, Inches	Each
6316	Yes	16x7x7	\$ 8.10
6322	No	22x9x8	12.20

UNION STEEL UTILITY CHESTS

Drawn steel, seamless, one-piece construction. Returned edged on cases, cover and tray. Finished inside and out in hard-baked green enamel. Spill-proof bolt catches and keylocks brightly plated.


WITH KEY LOCK



Single cantilever tray conveniently compartmented. Comfortably shaped wire handle, with handleplate.

Nos.	Size, Inches	Each
5313	13 ¹ / ₂ x6 ¹ / ₂ x4 ¹ / ₂	\$2.70

WITH KEY LOCK AND CATCHES



Waterproof, single cantilever tray has 2 long and 2 short compartments. Heavy metal handle.

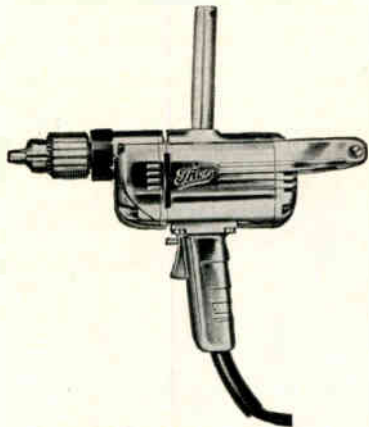
Nos.	Size, Inches	Each
5314	14 ¹ / ₂ x7 ¹ / ₄ x6	\$3.64

St L 73

Graybar

Graybar

**THOR ELECTRIC TOOLS
SILVER LINE DRILLS**



The most powerful 1/2" electric drill in the world. For drilling through toughest metals, for stamina under hard, continuous operation. One of its astounding features is the fact that so much stall-proof drilling power is concentrated in a tool that's light as a feather compared to other 1/2" drills.

Nos.	Capacity Inches	Speed R.P.M.	Lgth. In.	Wt. Lbs.	Each
EJ9	1/2	500	12 3/4	8	\$110.50
With Reversing Switch					
EJ9RT	1/2	500	11	7	\$126.50

1/4" SILVER LINE HEAVY DUTY DRILLS




Available in seven different speeds. Designed and built for extra heavy production service. Easy handling. Pistol Grip handle with Trigger

switch; or Side handle with Trigger switch (add "S" to code number).

Heavy Duty Series

Nos.	Free Speed R.P.M.	Weight Pounds	Length Overall, In.	Each
U14F	2500	3 7/8	8 3/4	\$80.14

ELECTRIC HAMMERS



Portable electric hammer—delivers powerful blows.

Capacity in concrete up to a 1 1/8" Star Drill. 1600 blows per minute. Furnished with 3/16" Star drill, turning handle, ejector pin, extra sling shot, carrying case, 3-conductor cord, momentary grip switch and lock. Universal motor A. C. or D. C.

Nos.	Lgth. In.	Weight, Lbs.	Each
U100	13 1/2	14	\$251.60

In ordering specify voltage.

**FOR THOR ITEMS
NOT SHOWN
REFER TO
GRAYBAR ELECTRICIAN'S
TOOL CATALOG**

**PARAGON TIME CONTROLS
Time Switches**




Heavy-duty, self-starting, synchronous motor with gears sealed in oil insuring long life. Compact heavy gauge case, 7"x4"x3". Easily adjusted dial trippers for "on" or "off" operation over 24 hours set no closer than 2 hours apart.

Nos.	Amperes Per Pole	No. of Poles	Voltage, A.C., 60-Cycle	Each	6 Each
3001	30	1	115	\$14.24	\$13.14
3002	15	1	230	15.54	14.34
3003	30	2	115	16.84	15.54
3004	15	2	230	18.14	16.74

**HAVE YOU YOUR COPY
OF
GRAYBAR'S ELECTRICIAN'S
TOOL CATALOG
AND
GRAYBAR'S LIGHTING
SELECTOR??
IF NOT
CONTACT YOUR NEAREST
GRAYBAR OFFICE**

PARAGON TIMERS

7-Day Calendar Dial Time
Indoor Types for Wall Mounting



115 Volts A.C.—60 Cycle

Controls all types of automatic heating, ventilating, lighting, pumping, flushing systems or any electrically controlled operations. Can be turned ON and OFF automatically at DIFFERENT hours each day desired. Settings can be made in advance for an entire week and easily and quickly changed

as required. CASE STEEL; 12 1/16" x 8 1/8" x 3 1/16".

Nos.	Amperes Per Pole	No. of Poles	Throw	Each	6 Each
702-40	35	2	1	\$42.26	\$39.00
703-10	10	1	2	37.06	34.20
703-40	35	1	2	42.26	39.00
704-10	10	2	2	40.96	37.80

PRODUCTS NOT LISTED

Many items distributed by Graybar are not listed in this condensed book. In all, we distribute more than 100,000 electrical items. If you do not see what you need, ask for further information and we will see that you get it promptly.

SANGAMO TIME SWITCHES

TYPE "L" — "W" 35 AMP.



Heavy duty switch with synchronous motor drive.

Self starting slow speed (450) RPM. Two pair tripping levers provide Min. On 30 minutes — Min. Off 90 minutes.

Operating temperature —50 F to 200 F.


Type L — Standard Switch.

Type W — 10 Hour Carry over.

Nos.	"L" Each	"W" Each
SPST	L-11 \$37.82	W-11 \$67.50
SPDT	L-12 41.84	
DPST	L-21 41.84	W-21 71.42

Also available with "ON-OFF" omitting device or astronomic dial.

TYPE "B" — 30 AMP.



This new switch equipped with slow speed hysteresis motor as used in Sangamo Heavy Duty time switches. Two pair trippers.

Nearly one half inside space obstruction free for wiring.

Height — 7 1/4", Width — 4 1/4", Depth 3 1/8".

Nos.	Each
"B" SPST	30 Amp. 115 Volt \$18.22
	15 Amp. 230 Volt 18.22

TYPES SR & SJ TIME SWITCHES



Synchronous, self starting, 450 R. P. M. Lever action, 15 ampere, plug-in type, 10 ampere or 1/4 H.P., 120 Volt. Operation can be set 15 minute steps, 30 minute minimum. Interval between operations. Type SR provide conduit knockout on bottom. Pryout on back for wiring. Mount on wall or switch box.

Type SJ has 6 foot cord and plug. Receptacle for plug-in. Standard finish Ivory color. Type SR. Standard finish Brown.

Type	Operation	Each
SR	2-on — 2-off	\$18.22
SJ	1-on — 1-off	22.42

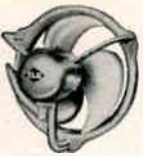
Ivory (SR) .80 ea. Extra

Graybar

Graybar

Graybar

Graybar



ILG—built motor especially designed for fan duty! Patented blade design produces maximum air delivery, minimum noise level.



"Self-cooled" motor is protected from dust, fumes in exhaust — while air circulation thru motor maintains low operating temperature.

TYPE Q—GENERAL EXHAUST

Constant Speed—Single Phase 60-Cycle

Nos. 110V	Nos. 220V	Fan Size In.	R.P.M.	C.F.M.	Each
103006A001	103006A004	6	3400	250	\$ 42.00
103008A009	103008A012	8	1550	400	45.00
103010A009	103010A012	10	1550	550	54.00
103012B009	103012B012	12	1550	1000	85.00
103016A018	103016A019	16	1140	1700	143.00
103018A018	103018A019	18	1140	2600	201.00
103021A018	103021A019	21	1140	3600	246.00
103024A026	103024A027	24	855	4700	328.00
103030A034	103030A035	30	685	7800	492.00
103036A041	103036A042	36	570	11000	707.00
.....	103042A050	42	490	15500	910.00
.....	103048A050	48	490	23300	1126.00

Two Speed—Single Phase 60-Cycle

Nos. 110V	Nos. 220V	Fan Size In.	R.P.M. High	R.P.M. Low	C.F.M. High	C.F.M. Low	Each
103016A022	103016A024	16	1140	855	1700	1280	\$188.00
103018A022	103018A024	18	1140	855	2600	1950	257.00
103021A022	103021A023	21	1140	855	3600	2700	306.00
103024A030	103024A032	24	855	600	4700	3300	432.00
103030A027	103030A039	30	685	500	7800	5700	565.00
103036A044	103036A046	36	570	400	11000	7550	780.00
.....	103042A053	42	490	380	15500	12000	997.00

Constant Speed—Three Phase 60-Cycle

Nos. 110V	Nos. 220V	Fan Size In.	R.P.M.	C.F.M.	Each
103018A157	103018A155	18	1140	2600	\$273.00
103021A157	103021A155	21	1140	3600	306.00
103024A179	103024A177	24	855	4700	352.00
103030A201	103030A201	30	655	7800	426.00
103030A179	103030A177	30	855	9400	487.00
103036A223	103036A221	36	570	11000	619.00
103042A245	103042A243	42	490	15500	823.00
103048A245	103048A243	48	490	23300	961.00

TYPE P—HIGH SPEED INDUSTRIAL EXHAUST

(Suitable for Use With Ducts)

Constant Speed—Single Phase 60-Cycle

Nos. 110V	Nos. 230V	Fan Size In.	R.P.M.	C.F.M. 0" S.P.	C.F.M. .5" S.P.	Each
*	103016A010	16	1750	2640	1700	\$189.00
*	103018A010	18	1750	3670	2600	231.00
*	103021A010	21	1750	4800	3750	365.00
103024A017	103024A020	24	1140	6200	3900	486.00
*	103030A018	30	1140	12000	8900	691.00

*Dual voltage 115 & 230 V.

Constant Speed—Three Phase 60-Cycle

Nos. 220V/440V	Fan Size In.	R.P.M.	C.F.M. 0" S.P.	C.F.M. .5" S.P.	Each
103016A139	16	1750	2640	1700	\$209.00
103018A139	18	1750	3670	2600	231.00
103021A139	21	1750	4800	3750	343.00
103024A157	24	1140	6200	3900	393.00
103030A157	30	1140	12000	8900	575.00
103036A179	36	855	17000	13700	816.00

Prices on All ILG Fans Are F.O.B. Chicago—No Cash Discount



TYPE X—EXPLOSION-PROOF FANS

(Suitable for Class 1, Group D applications—can be used with ducts.)

Constant Speed—Single Phase 60-Cycle

Nos. 110V	Nos. 220V	Fan Size Inch	R.P.M.	C.F.M. 0" S.P.	C.F.M. 4" S.P.	Each
104012B009	104012B012	12	1750	1000	570	\$177.00
104016B017	104016B020	16	1140	1700	560	229.00
104016B009	104016B012	16	1750	2580	1810	209.00
104018B017	104018B020	18	1140	2600	1250	255.00
*	104018B010	18	1750	3670	2970	389.00
104021A017	104021A020	21	1140	3600	2170	365.00
*	104021A010	21	1750	4800	3950	447.00

*Dual voltage 115 & 230 Volts.

Constant Speed—Three Phase 60-Cycle

Nos. 220V	Nos. 440V	Fan Size Inch	R.P.M.	C.F.M. 0" S.P.	C.F.M. 4" S.P.	Each
104016B138	104016B140	16	1750	2580	1810	\$265.00
104018B156	18	1140	2600	1250	408.00
104018B138	104018B140	18	1750	3670	2970	374.00
104021A156	21	1140	3600	2170	410.00
104021A138	104021A140	21	1750	4800	3950	426.00
*	104024B179	24	855	4700	597.00
*	104024B157	24	1140	6200	4400	568.00
*	104030B157	30	1140	12000	9300	920.00
*	104036B179	36	855	17000	14400	1280.00

*Dual voltage 220 & 440 V.



ILG AUTOMATIC SHUTTERS, GUARDS, ROOF PENTHOUSES



Designed for maximum efficiency when used with ILG Propeller Fans. All made and guaranteed by ILG.



For Fan Size Inch	Nos. Shutters*	Each	Nos. Guards†	Each	Nos. Penthouses‡	Each
6	241006A	\$ 4.00
8	231008A	\$ 16.00	241008A	7.00
10	231010E	20.00	241010E	10.00	223010A	\$113.00
12	231012E	21.00	241012H	24.00	223012F	125.00
16	231016E	24.00	241016E	31.00	223016G	135.00
18	231018D	31.00	241018E	36.00	223018G	164.00
21	231021A	33.00	241021E	40.00	223021A	190.00
24	231021A	51.00	241024E	33.00	223024G	227.00
30	231030D	77.00	241030E	59.00	223030G	302.00
36	231036E	110.00	241036H	70.00	223036E	405.00
42	231042E	160.00	241042E	89.00	223042F	595.00
48	231048E	213.00	241048F	100.00	223048E	767.00

*Motor-operated shutters also available.

†Prices shown are for ILG Type Q Fans; guards for ILG Type P and X Fans also available.


‡Prices shown include shutters but do not include fan.

Graybar



No. 8091—Full automatic operation from wall switch (motor-operated weatherproof door). Polished aluminum grill.

Nos. 8151, 8153—Pull chain operation, weatherproof door, grill finished in metallic aluminum tone.




No. 8070—Pull chain operation, insulated weatherproof door, low noise level, aluminum-finish grill.

No. 8074—Completely automatic (wall switch operation), low noise level, weatherproof outside canopy and spring balanced shutter. Luxury and economy in one package.

Nos.	Fan Size Inch	C.F.M.	Sleeve Adj. Inch	R.P.M.	Each
121010P009	10	500	8 1/2-13	1550	\$113.62
121010J009	10	500	5 3/4-10	1550	57.84
121010H009	10	500	4 1/4-6	1550	57.84
121008H009	8	425	5 1/4-10 3/4	1550	34.30
121008J009	8	425	5 1/4-10 3/4	1550	35.78



No. 8156 Vertical Discharge



No. 8132 Horizontal Discharge

No. 8139 Wall Box

Ceiling units, wall switch operation. Fan unit connects to wall box by standard furnace duct. QUIET!

Nos.	Fan Size Inch	C.F.M.	R.P.M.	Each
123010A009	10	500	1550	\$68.18
123010B009	10	500	1550	47.08
233010B	WALL BOX	16.38

Prices in This Column Include Federal Excise Tax

POWER ROOF VENTILATORS



Type PRV Centrifugal Blower


Complete weather proof assembly for quick easy installation on roof curbing. Capacities from 400 to 37,000 CFM. Available with or without base section for mounting shutter.



Type LSQ Propeller Type Super Quiet

PRICE AND DATA UPON REQUEST

Prices on all ILG fans are F. O. B. Chicago—No Cash Discount.



Teletalk intercommunication systems are real time-savers wherever frequent contact is necessary between offices, departments or buildings. Powerful and free from hum or distortion of voices, Teletalk systems provide instantaneous contact at the flick of a switch. They are available with capacities up to 48 or more stations, with special speakers for paging and outdoor use.



Model "700"

Available with Annunciator busy signal all-call and side mounted hand set for 6, 12, 18, 24, 36 and 48 unit systems.



Model "900"

Provides full two way conversation without "press to talk" operation. Models for 6, 12 and 24 unit systems.



Model "1100"

Master Unit with electric clock. Models for 5, 6, or 10 station systems.



Model "1000"

Master Unit in plastic case. Models for 5 or 10 station systems.



15 Watt PA Amplifier

Available in 15, 25 and 50 watt capacities. Excellent voice and music reproduction for office or plant.



Model WC1-1

Low price unit for 2 station system only.

WEBSTER  ELECTRIC
RACINE ♦ WISCONSIN

Gravbar

A.C. MAGNETIC MOTOR STARTERS

X-LINE TYPE

SQUARE D CLASS 8536

GENERAL PURPOSE ENCLOSURE

Magnetic starters provide automatic starting, stopping; overload and low voltage protection. Nontamperable thermal overloads protect against overloads.



CLASS 8536 Type DG-1

SINGLE PHASE — 2 POLE

Horse-power	Volts*	NEMA Size	Class	Nos. Type	Each
1/4	115	0	8536	BG-1	\$34.00
	230				
1/8	115	0	8536	BG-1	34.00
	230				
1/2	115	0	8536	BG-1	34.00
	230				
3/4	115	0	8536	BG-1	34.00
	230				
1	115	0	8536	BG-1	34.00
	230				
1 1/2	115	1	8536	CG-1	39.00
	230	0			
2	115	1 1/2	8536	CG-2	50.00
	230	1			
3	115	1 1/2	8536	CG-2	50.00
	230	1			
5	230	1 1/2	8536	CG-2	50.00

*All single phase have dual (115/230) volt coils.

THREE PHASE — 3 POLE

Horse-power	Volts*	NEMA Size	Class	Nos. Type	Each
1/2	220	0	8536	BG-2	\$39.00
	440				
3/4	220	0	8536	BG-2	39.00
	440				
1	220	0	8536	BG-2	39.00
	440				
1 1/2	220	0	8536	BG-2	39.00
	440				
2	220	0	8536	BG-2	39.00
	440				
3	220	1	8536	CG-3	44.00
	440				
5	220	1	8536	CG-3	44.00
	440				
7 1/2	220	2	8536	DG-1	84.00
	440	1			
10	220	2	8536	DG-1	84.00
	440				
15	220	2	8536	DG-1	44.00
	440				
20	220	3	8536	EG-1	138.00
	440	2			
25	220	3	8536	EG-1	138.00
	440	2			
30	220	3	8536	EG-1	138.00
	440				
40	220	4	8536	FG-1	308.00
	440	3			
50	220	4	8536	FG-1	308.00
	440	3			

†Prices include thermal overload relay units. Deduct \$1.50 each if relay units are omitted.

ORDER by Class and Type number; give motor horsepower, voltage, cycles, phase and full load current.

NEMA XII DEVICES

ALSO AVAILABLE FOR ABOVE AS WELL AS COMBINATION STARTERS

USER MODIFICATION KITS



SQUARE D CLASS 9999

User can add start-stop pushbutton or hand-off-auto selector switch into cover of starter. A knock-out in the cover makes mounting a simple task.

SELECTOR SWITCHES & PUSHBUTTONS

NEMA Starter Size	Type	Addition to Starter	Nos. Class	Type	Each
0 or 1	B or C	"Start-Stop" Momentary Contact Pushbutton.....	9999	A-1	\$8.00
		"Hand-Off-Auto" Selector Switch.....	9999	C-1	8.00
2 or 3	D or E	"Start-Stop" Momentary Contact Pushbutton.....	9999	A-2	8.00
		"Hand-Off-Auto" Selector Switch.....	9999	C-2	8.00

ORDER user modification kits by Class and Type number. ELECTRICAL INTERLOCKS

Contacts	Mounting Location	Class Number	Size 0 or 1	Type Number Size 2	Size 3	Each
N.O.	Side, R.H. or L.H.	*9999	BC-1	—	—	\$6.00
N.C.		*9999	BC-2	—	—	6.00
1-N.O., 1-N.C.		*9999	BC-3	—	—	8.00
N.O.	Base, L.H.	9999	—	DT-2	EU-2	6.00
N.C.	Base, L.H.	9999	—	DT-9	EU-9	6.00
1 N.O. and 1 N.C.	Side, L.H.	9999	—	DT-11	EU-11	8.00

ORDER interlock parts kits by Class and Type number. *Series A devices only.

A.C. — D.C. MANUAL MOTOR STARTERS



CLASS 2510 Type AG-3 Manual Starter With Pilot Light

SQUARE D CLASS 2510

Across-The-Line-Type



CLASS 2510 Type W-10 General Purpose Enclosure

FRACTIONAL HORSEPOWER

Nos.	Poles	MAX. HP RATING		Each
		115/230 V AC	115/230 V DC	
2510-AG1	1	1	1/2	\$ 7.50
2510-AG2	2	1	1	8.50
*2510-AG-3	1	1	1/2	13.00

*Has pilot lite mtg. in. cover.

OPEN TYPE — NO ENCLOSURE

2510-A01	1	1	1/2	\$ 6.50
2510-A02	2	1	1	7.50

INTEGRAL HORSEPOWER (PUSHBUTTON IN COVER)

Nos.	Size	Volts A.C.	Max. H.P.	Each
2510-W7	0	115	1	\$20.00
2510-W7	0	230	1 1/2	20.00
2510-W14	1	115	1 1/2	25.00
2510-W14	1	230	3	25.00

THREE PHASE — 3 POLE

2510-W5		220	2	25.00
2510-W5		440	2	25.00
2510-W10		220	5	30.00
2510-W10		440	7 1/2	30.00

Price includes overload relay.

ORDER by class and type nos. Give H. P., volts, phases, and full load current.

PARTS kits

FOR MANUAL STARTERS, MAGNETIC STARTERS AND MAGNETIC CONTACTORS



Contact Parts Kit



Coil Kit

CONTACTS AND MAGNET COILS

EQUIPMENT TO BE SERVICED			CONTACT PARTS KIT			MAGNET COIL KIT		
Description	NEMA Size	Starter Type	Class	Type	Each	Volts (60 cy)	Parts Number	Each
Manual Starters	0	W	9998	RA-21	\$ 3.05			
	1	W	9998	SA-21	5.75			
Magnetic Starters	00	A, Q	9998	QA-81	5.10	110	2183-S7-Q30A	\$ 5.00
						220	2183-S7-Q33A	
						440	2183-S7-Q36A	
	0	B (Old Style), R	9998	A-81	4.65	110	1861-S1-R29B	5.00
					220	1861-S1-R32B		
					440	1861-S1-R35B		
And Contactors	0	B (Series A)	9998	BA-81	4.50	110	1861-S1-R29B	5.00
						220	1861-S1-R32B	
						400	1861-S1-R35B	
Starters	1	C (Old Style), S	9998	SA-81	5.40	110	2936-S1-C26B	6.00
						220	2936-S1-C29B	
						440	2936-S1-C32B	
And Contactors	1	C (Series A)	9998	CA-81	8.10	110	2936-S1-C26B	6.00
						220	2936-S1-C29B	
						440	2936-S1-C32B	
Contactors	2	D, T	9998	TA-81	18.15	110	1707-S1-T20A	8.00
						220	1707-S1-T23A	
						440	1707-S1-T26A	
Contactors	3	E, U	9998	UA-81	39.00	110	1775-S1-U17B	10.00
						220	1775-S1-U20B	
						400	1775-S1-U23B	

ORDER contact parts kits by Class and Type number. Order coils by part number, voltage and frequency.

Prices shown on this page are manufacturer's list prices and are subject to motor control discount only.

All items on this page — Cash discount net.

Gravbar

Gravbar

MAGNETIC RELAYS

General Purpose Enclosures

SQUARED Class 8501



A general use relay that is capable of controlling small motors. (No overload protection is provided.) For two wire control including thermostats. A high quality magnetic relay at an economical price.

Nos.	Amps.	Max. H.P. 115 V.	230 V.	Each
SINGLE POLE — SINGLE THROW				
8501 JNG-1	15	1/2	3/4	\$ 8.00
DOUBLE POLE — SINGLE THROW				
8501 JNG-2	10	1/2	1/2	11.00
SINGLE POLE — DOUBLE THROW				
8501 JG-12	10	1/2	3/4	11.00

Specify coil voltage when ordering.

MAGNETIC CONTACTORS GENERAL PURPOSE ENCLOSURES
for 3-WIRE CONTROL

SQUARE D Class 8502



A heavy duty contactor used to control switching of lighting or power loads. Contactors are for 3-wire control but can be used for 2-wire control.


Nos.	Size	Max. Amps.	Each
CLASS 8502 Type DG-1 110-600v			
TWO POLES — SINGLE PHASE			
8502 CG-5	1	22 1/2	\$69.00
8502 DG-1	2	45	68.00
8502 EG-1	3	90	112.00

Specify coil voltage when ordering. (Stocked with 110 v coils.) Other sizes and numbers of poles available.

A.C. MAGNETIC REVERSING MOTOR STARTERS

SQUARE D Class 8736

Across-The-Line-Type GENERAL PURPOSE ENCLOSURE



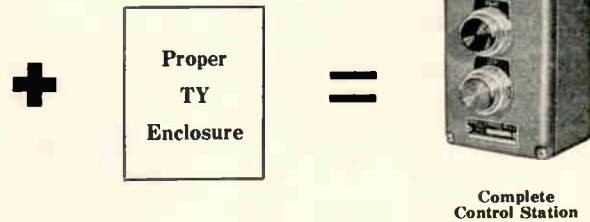
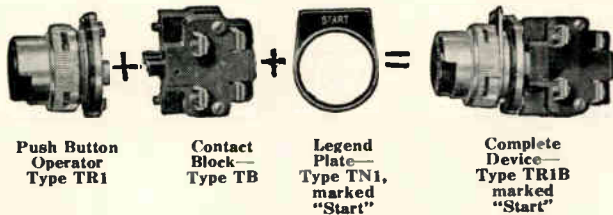
8736 Magnetic Reversing Starters provide automatic starting, stopping and reversing of AC motors. Low voltage protection is a feature. Non-tamperable thermal melting alloy type relays protect motor against overloads. Remote control is a feature.

Nos.	Volts	Max. H.P.	Poles	Size	Each
8736BG4	208-220	2	3	0	\$ 84.00
8736BG4	440-550	2	3	0	84.00
8736CG8	208-220	5	3	1	96.00
8736CG8	440-550	7 1/2	3	1	96.00
8736DG2	208-220	15	3	2	184.00
8736DG3	440-550	25	3	2	184.00

To obtain proper overload relays specify horsepower and voltage. Prices include relays.

SQUARE D CLASS 9001 OIL-TIGHT PUSHBUTTON STATIONS

1. Heavy Duty, Oil-tight.
2. Operators, contact blocks, pilot lights, legend plates are stocked as separate units to permit customer assembly of any desired combination for any particular application.
3. Assembled control stations are available, with any desired arrangement of units in an oil-tight cast enclosure.
4. Units may be mounted on customer's own enclosure or switchboard.



PUSH OR SELECTOR OPERATORS — CONTACT BLOCKS — LEGEND PLATES — ENCLOSURE — COMPLETE DEVICE

Push Type Operators		
Nos.	Description	Each
9001TR1	Black Operator	\$2.70
9001TR2	Red Operator	2.70
9001TR3	Black Mushroom Operator	5.70
9001TR4	Red Mushroom Operator	5.70
Selector Operators		
Nos.	Description	Each
9001TS1	Two-Position with OFF in Middle	\$3.70
9001TS3	Three-Position with OFF in Middle	3.70

Contact Blocks		
Nos.	Description	Each
9001TA	1—N.O. and 1—N.C. Contact	\$3.00
9001TB	2—N.O. and 2—N.C. Contact	6.00
Enclosures		
Nos.	Description	Each
9001TY1	1	\$10.00
9001TY2	2	11.00
9001TY3	3	13.00
9001TY4	4	20.00

OIL TIGHT SQUARE D PILOT LIGHTS

SQUARE D Class 9001



Pilot lights operate from transformer mounted directly behind Red, Green, Blue, Amber, White, or Clear Color Cap and 6-8 volt bulb. Specify color desired and legend plate if needed.

Nos.	Volts	Cycle	Each
9001TP1	110	50-60	\$10.70
9001TP3	208-220	50-60	10.70
9001TP5	300-440	50-60	12.20
9001TP6	550	50-60	12.20

Legend Plates Select Marking Below \$0.30 ea.			
For Pushbuttons or Pilot Lights		For Selector Switches	
		2-Position	3-Position
Start	Down	Off-On	Auto-Off-Hand
Stop	On	Start-Jog	Hand-Off-Auto
Jog	Off	Safe-Run	For-Off-Rev.
Reset	Raise	Jog-Run	Open-Off-Close
Forward	Lower	High-Low	Up-Off-Down
Reverse	In	Open-Close	Jog-Safe-Run
Fast	Out	Up-Down	
Slow	Jog For.	For.-Rev.	
High	Jog Rev.	Man.-Auto	
Low	Inch	Start-Stop	
Open	Run		
Close	Emerg. Stop		
Up			

Prices shown on this page are manufacturer's list prices and are subject to motor control discount only. All Items on This Page—Cash Discount Net


Graybar

SQUARE D LIMIT SWITCHES

Quick Make—Quick Break—Dust-tight and Oil tight
600 Volts A.C. or D.C.



M11B



Type AW12B1

SQUARE D Class 9007


Ratings

110 Volts—15 Amps.
220 Volts—10 Amps.
440 Volts— 6 Amps.
600 Volts— 5 Amps.

Nos.	Function	Application	Each
9007M11B	S. P. D. T.	Heavy Duty	\$24.00
9007AW12B1	S. P. D. T.	Small Precision	16.00

FOR ADDITIONAL LISTINGS CONTACT
YOUR NEAREST GRAYBAR OFFICE

A.C. OR D.C. REVERSING DRUM SWITCHES



SQUARE D CLASS 2601

Class 2601 Reversing Drum switches are used for across the line starting and reversing of A.C. polyphase or single phase motors or D. C. motors.

The Type AG3 breaks 2 lines to the motor. Types AG1 and AG2 break 3 lines. Overload or low voltage protection is not provided.

Nos.	Wired Drum Switch with Cover Removed.		Maximum Horsepower		Enclosure	Each
	Volts	A.C.	D.C.			
2601AG1	110-600	1-2	1/4		NEMA 1	\$11.00
2601AG2	110-600	1-2	1/4		NEMA 1	11.00
2601AG3	110-600	1			NEMA 1	11.00
2601BG1	110	7 1/2-5	2		NEMA 1	30.50

SQUARE D TIMING RELAYS PNEUMATIC TYPE

SQUARE D CLASS 9050

0 - 600 volts A.C.
2/10 seconds to 3 minutes

For jobs where a timed delay relay is required, timing period occurs after energization or after de-energization of relay's coil. Each relay has one open and one closed timed contacts.

Specify voltage relay coil is to operate on.

GENERAL PURPOSE ENCLOSURE



CLASS 9050
Type RO-11D

Nos.	Timed Delay	Each
9050-RG-9E	After Energization	\$64.00
9050-RG-9D	After De-energization	64.00
9999-R1	Interlock Kit	8.00

SQUARE D PRESSURE SWITCHES



CLASS 9013
Type ASG-8



CLASS 9013
Type GSG-2

For control of electrically driven water pumps and air compressors, 600 volts-2 poles-contacts open on pressure rise. Diaphragm actuated. Specify cut-in and cut-out pressures required.

Nos.	Pipe Tap	Application	Pressure Limit P.S.I.	Differential P.S.I.	Each
9013ASG8	1/4"	Heavy Duty	250	10-50	\$22.10
9013GHG2	1/4"	Intermediate Duty	200	18-40	15.00
9013GSG2	1/4"	Intermediate Duty	80	12-35	15.00
9013JSG2	1/4"	Domestic Duty	80	15-40	9.75

Prices shown on this page are manufacturer's list prices and are subject to motor control discount only.

All items on this page — Cash discount — Net.


SQUARE D MOTOR CONTROL PUSHBUTTONS

SQUARE D Class 9001

600 Volts A.C. or D.C.
Momentary Control
Surface Mounting



Standard Duty



Heavy Duty

Nos.	Each	Function	No.	Each
9001B30	\$ 6.00	Start-Stop	9001GA21	\$17.00
9001B32	6.00	Start	9001GA11	6.00
9001B33	6.00	Stop	9001GA12	6.00
9001B34	7.50	Forward-Reverse	9001GA22	17.00
9001B35	7.50	Up-Down	9001GA23	17.00
9001B36	7.50	Open-Close	9001GA24	17.00
9001B38	9.00	Stop with Lockout	9001GA13	11.00
9001RK2A	12.00	Forward-Reverse-Stop	9001GA31	22.00
9001RK2B	12.00	Up-Down-Stop	9001GA32	22.00
9001RK2C	12.00	Open-Close-Stop	9001GA33	22.00
9001RK2D	12.00	High-Low-Stop	9001GA34	22.00

For other listings consult your Graybar representative. Push-buttons are also available in flush, watertight, dust-tight and explosion resisting enclosures.

Selector switches and maintained contact pushbuttons are available.

SQUARE D MOTOR CONTROL PUSH BUTTON

SQUARE D Class 9001

WATER-TIGHT AND
DUST-TIGHT ENCLOSURE
600 Volts A.C. or D.C.
Momentary Control
Standard Duty



CLASS 9001
Type BW-40

Nos.	Function	Each
9001-BW-40	Start-Stop	\$19.00

SQUARE D FOOT SWITCHES

Heavy Duty — Oil Tight

SQUARE D Class 9002

600 Volts A. C. and D. C.
Ratings 110 Volts—15 Amps.
220 Volts—10 Amps.
440 Volts— 6 Amps.
600 Volts— 5 Amps.

Nos.	Function	Each
9002AW1	Single Pole Double Throw—without Pedal Guard	\$21.00
9002AW2	Single Pole Double Throw—with Pedal Guard	22.60



SQUARE D FLOAT SWITCHES

SQUARE D Class 9036



9036 Type AG-2



9036 Type FG-1



9046 Type CG-1

Used for open tank control, with sump or standard operation.

Nos.	Application	Each
9036AG5	Heavy Duty—contacts open on liquid rise.	\$22.10
9036GG2	Intermediate Duty—contacts close on liquid rise.	15.00
9036FG1	General Duty—contacts close on liquid rise.	9.75
9046CG1	Domestic Duty—contacts close on liquid rise.	4.20

Specify Form R for Reverse Action on the 9036 Switches. The AG2 and CG2 can be reversed by the customer.


Graybar

Graybar


G-E POLYPHASE MOTORS

NEW GE TRI "55" CLAD MOTORS

For the large majority of industrial applications—pumps, fans, saws, lathes, conveyors, compressors, machine tools, etc.—the Tri-Clad 55 design meets the advanced demands of industry. This modern, more enclosed design incorporates the latest developments in the art of motor manufacturing.



Typical dripproof motor



Typical totally enclosed fan-cooled motor

The Tri-Clad 55 totally enclosed fan-cooled motor is designed and built specifically for use in adverse atmospheres—out-of-doors, dusty atmospheres, hazardous areas and chemical atmospheres. Such motors are available in standard construction or as explosion-proof and dust-explosion-proof motors.

HP Continuous 40 C Rise	Speed Rpm Synchronous	3 Phase—Open 220/440 Volts Nos.	List Each	3-Phase—TEFC 220/440 Volts Nos.	List Each	3-Phase—Expl. Proof 220/440 Volts Nos.	List Each
1/2	900	5K182AG801	\$145	5K182HG821	\$157	5K182CG827	\$205
	1200	5K182AG601	130	5K182HG629	142	5K182CG643	190
	900	5K184AG801	168	5K184HG823	184	5K184CG825	236
1	1800	5K182AG201	111	5K182HG227	143	5K182CG342	198
	1200	5K184AG601	138	5K184HG659	176	5K184CG703	228
	900	5K213AG801	187	5K213BG831	203	5K213CG803	255
1 1/2	3600	5K182AG1	124	5K182BG22	173	5K182CG3	252
	1800	5K184AG201	131	5K184BG253	167	5K184CG524	228
	1200	5K184AG611	160	5K184BG644	194	5K184CG604	246
	900	5K213AG811	223	5K213BG832	245	5K213CG804	313
2	3600	5K184AG1	152	5K184BG43	204	5K184CG3	252
	1800	5K184AG211	152	5K184BG254	201	5K184CG214	264
	1200	5K213AG601	178	5K213BG624	234	5K213CG604	300
	900	5K215AG801	258	5K215BG816	324	5K215CG803	396
3	3600	5K184AG11	176	5K184BG44	246	5K184CG4	298
	1800	5K213AG201	169	5K213BG228	236	5K213CG208	300
	1200	5K215AG601	212	5K215BG625	296	5K215CG605	364
	900	5K4254A4	292	5K4254B4	410	482
5	3600	5K213AG1	196	5K213BG21	266	5K213CG3	318
	1800	5K215AG201	201	5K215BG229	281	5K215CG208	364
	1200	5K4254A3	278	5K4254B3	396	468
	900	5K4256A4	370	5K4256B4	532	624
7 1/2	3600	5K215AG1	233	5K215BG20	317	5K215CG3	385
	1800	5K4254A2	278	5K4254B2	396	468
	1200	5K4256A3	352	5K4256B3	514	606
	900	5K4284A4	443	5K4284B4	605	697
10	3600	5K4254A1	306	5K4254B2	424	496
	1800	5K4256A2	352	5K4256B2	514	606
	1200	5K4284A3	442	5K4284B3	584	676
	900	5K4286A4	556	5K4286B4	790	926
15	3600	5K4256A1	405	5K4256B1	567	5K4256C1	659
	1800	5K4284A2	422	5K4284B2	584	676
	1200	5K4324A3	556	5K4324B3	790	926
	900	5K4326A4	682	5K4326B4	966	1102
20	3600	5K4284A1	485	5K4284B1	647	739
	1800	5K4286A2	556	5K4286B2	790	926
	1200	5K4326A3	682	5K4326B3	966	1102
25	3600	5K4286A1	667	5K4324B1	1018	1154
	1800	5K4324A2	653	5K4324B2	937	1073
30	3600	5K4324A1	743	5K4326B1	1153	1353
	1800	5K4326A2	750	5K4326B2	1086	1286
40	3600	5K4326A1	818	1316	1516
	1800	933	1349	1549
50	3600	1102	1842	2116
	1800	1118	1750	2024

In May of 1953 the National Electrical Manufacturers Association voted to revise the Frame Assignment Standards of a-c motors, 1 to 30 hp.

Taking advantage of better materials and advances in the art of motor designing, these new frame assignments allow better utilization of space within motor frames and obtain greater horsepower per frame size. This is the first major re-rating program for these sizes in the motor industry in 24 years.

All ratings are available in the new "Tri-clad "55" design to 30 hp as listed.

SLIDING BASES



For all NEMA frame motors. Used to tighten belt of belted drive by adjusting position of motor.

Motor Frame	List Each	Motor Frame	List Each
182, 184	\$11.00	U284, U286	\$30.00
213, 215	13.00	U324, U326	50.00
U254, U256	24.00		

To be sure of getting the correct motor when ordering, please identify completely by specifying: hp., speed, type, either K or KG, operating voltage, and desired enclosure.


Where Models Numbers are not listed, motors are Tri-Clad "44" design.

FOR MOTOR RATINGS NOT LISTED—CONTACT GRAYBAR
ASK FOR G. E. MOTOR CATALOG GEC-1026.

INTEGRAL HORSEPOWER

Open (Drip-Proof) and Totally Enclosed, Fan-Cooled
Horizontal—Ball-Bearing—60-Cycle

Type KCS, capacitor start induction run, motors are used for all general purpose applications including air-conditioning compressors, refrigeration compressors, pumps, fans, saws and conveyors. The outstanding features include built-in terminal boards, capacitor located between feet for protection, and oversize ball bearings. Enclosed motors are used where extra severe conditions of rust, grit, dirt, or moisture are encountered. Explosion-proof motors are used where it is necessary or desirable to locate a motor in a hazardous area. For these consult Graybar.



Open (Drip-Proof)



Totally Enclosed, Fan-Cooled

H. P.	Speed R.P.M. Sync.	KCS Volts	New "Tri-Clad" 55 Nos.	List Each	Totally Enclosed, Fan-Cooled	List Each
1/4	1200	115/230	5KC184AG601	\$204.00	5KC184BG603	\$258.00
	1800	115/230	5KC182AG201	131.00	5KC182BG207	186.00
1	1200	115/230	5KC213AG601	264.00	5KC213BG602	337.00
	3600	115/230	5KC182AG1	134.00	5KC182BG3	189.00
	1800	115/230	5KC184AG201	172.00	5KC184BG205	227.00
1 1/2	1200	115/230	5KC215AG601	333.00	5KC215BG602	406.00
	3600	115/230	5KC184AG1	187.00	5KC184BG3	242.00
	1800	115/230	5KC213AG201	231.00	5KC213BG203	305.00
2	3600	115/230	5KC213AG1	274.00	5KC213BG8	348.00
	1800	115/230	5KC215AG201	292.00	5KC215BG211	365.00
3	3600	230	5KC215AG1	378.00	5KC215BG7	497.00
	1800					

NEW FORM "G" FRACTIONAL HORSEPOWER
CAPACITOR START
INDUSTRIAL TYPE

Type KC motors are designed for applications which require high starting torque, long life, and minimum servicing, such as commercial refrigeration, water pumping systems, air-conditioning compressors, industrial equipment, and others. With built-in terminal board. Reversible by external reconnection.

Totally enclosed motors are for operation under dirty or abnormal conditions. Ball bearings permit mounting in any position.

Resilient (rubber-cushioned) base can be supplied on open models for maximum quietness and freedom from vibration.

Any of the below listed motors may be ordered with "Thermo-Tector" (built-in automatic reset) by adding suffix "X" to model number. Price addition \$2.75 list.



Type KC Solid Base Motor



Type KC Resilient Base Motor

H.P.	Speed R.P.M.	60 Cycle Volts	Shaft Diam. In.	Open (Drip-Proof) Sleeve Bearing (All-Angle Operation)				Enclosed, Ball Bearing			
				Solid Base		Resilient Base		Solid Base		Resilient Base	
				Nos.	**List Each	Nos.	**List Each	Nos.	**List Each	Nos.	**List Each
1/8	1725	115	1/2	5KC33GG101	\$ 37.30	5KC33GG103	\$ 38.30	5KC36GG113	\$ 47.30		
1/4	1725	115	1/2	5KC36MG105	41.40	5KC36MG109	42.40	5KC38MG201	51.40		
	1140	115	5/8	5KC43MG17	73.90	5KC43MG19	74.90	5KC45MG23	83.90		
1/2	3450	115/230	1/2	5KC36FG172	43.90	5KC36FG173	44.90	5KC36FG174	53.90		
	1725	115/230	5/8	5KC42JG1	53.20	5KC42JG2	54.20	5KC43JG5	63.20		
	1140	115/230	5/8	5KC48PG6	89.20	5KC48PG2	90.20	5KC47PG5	99.20		
3/4	3450	115/230	1/2	5KC38LG112	48.00	5KC38LG107	49.00	5KC38LG114	58.00		
	1725	115/230	5/8	5KC43MG1	65.10	5KC43MG3	66.10	5KC45MG6	75.10		
	1140	115/230	5/8	5KC48SG4	112.70	5KC48SG12	113.70	5KC48SG1	122.70		
1	3450	115/230	5/8	5KC43HG220	60.50	5KC43HG221	61.50	5KC47MG18	70.50		
	1725	115/230	5/8	5KC45PG1	82.80	5KC45PG4	83.80	5KC47PG2	92.80		
1	3450	115/230	5/8	5KGC47KG119	74.10	5KC47KG120	75.10	5KC47NG4	84.10		

SPLIT-PHASE MOTORS
INDUSTRIAL TYPE

Special service motors have high starting torques and currents. They are used on applications such as domestic laundry machines where starting is infrequent.


Totally enclosed motors are for operation under dirty or abnormal conditions. Ball bearings permit mounting in any position.

Resilient (rubber-cushioned) base can be supplied on open and special service models for maximum quietness and freedom from vibration.

Any of the below listed motors may be ordered with "Thermo-Tector" (built-in automatic reset) by adding suffix "X" to model number. Price addition \$2.75 list.



Type KH Solid Base Motor



Type KH Resilient Base Motor

H.P.	Speed R.P.M.	Shaft* Diam. In.	Open (Drip-Proof) Sleeve Bearing				High Starting Torque Special Service				Enclosed, Ball Bearing	
			Solid Base		Resilient Base		Sleeve Bearing		Resilient Base		Solid Base	
			Nos.	**List Each	Nos.	**List Each	Nos.	**List Each	Nos.	**List Each	Nos.	**List Each
1/8	1725	1/2	5KH33GG112	\$27.50	5KH33GG111	\$28.50	5KH32EG116	\$26.80	5KH32EG115	\$27.80	5KH36GG105	\$37.50
	1140	5/8	5KH42JG8	46.30	5KH42JG10	47.30	5KH43JG7	56.30
1/4	1725	1/2	5KH35KG104	29.30	5KH35KG103	30.30	5KH33GG102	27.50	5KH33GG106	28.50	5KH37KG102	39.30
1/2	3450	1/2	5KH37JG126	36.80	5KH37JG128	37.80	5KH37JG130	46.80

*These dimensions do not apply to special service motors which have 1/2" shafts.

**Prices shown on this page are manufacturers list prices and are subject to Fractional Motor discounts only.

No Cash Discount

NEW GENERAL ELECTRIC UTILITY MOTORS — TEST INSTRUMENTS

A VERSATILE LINE OF FRACTIONAL-HORSEPOWER MOTORS FOR FARM — SHOP — HOME USE. 1/4-1 HORSEPOWER


SPLIT-PHASE TYPE

SOLID BASE

CAPACITOR TYPE



Single Shaft



Double Shaft



Single Shaft



Double Shaft

All-angle bearings permit shaft-up, shaft-down, or horizontal operation. Regardless of motor position, the new lubrication system floats the shaft in oil and prevents oil loss.

Rating for rating this revolutionary new motor is up to 40% lighter than the model it replaces. This result of the effective use of new materials and design techniques means less expensive mounting and more possible uses with added ease.

Single phase, open (dripproof) construction, 60-cycle, rated 50C rise continuous.

Nos.	Rating				Bearings	Shaft Diameter Inches	Shaft Extension	Applications	Each
	HP	RPM	Volts	Full Load Amps.					
SPLIT-PHASE TYPE									
5KH33GG102	1/4	1725	115	5.6	Sleeve	1/2	Single	Easy to Start Loads— Jig Saws, Grinders, Buffers, Fans, Etc.	\$25.52
5KH35KG111	1/4	1725	115	6.4	Sleeve	1/2	Single	Easy to Start Loads— 1/4" Drill Presses, Band Saws, Paint Sprayers	27.20
5KH35KG122	1/4	1725	115	6.4	Sleeve	1/2	Double	Easy to Start Loads— Small Machine Tools, Planers, Band Saws, Sanders	28.50
5KH42JG3Y	1/2	1725	115	8.4	Sleeve	3/8	Double	Moderate Starting Loads— Bench Saw, Wood Lathe, Grinders	44.78
CAPACITOR TYPE									
5KC35KG101	1/4	1725	115	6.4	Sleeve	1/2	Single	Hard to Start Loads— 4" Jointers, 7" Table Saws, Lathes	38.70
5KC43JG118	1/2	1725	115	8.4	Sleeve	3/8	Double	Hard to Start Loads— Saws, Lathes, Jointers, Pumps, Compressors	50.54
5KC37JG115	1/2	3450	115	8.4	Sleeve	1/2	Double	Hard to Start Loads— Saws, Lathes, Jointers, Compressors	41.84
5KC42JG4	1/2	1725	115/230	8.4/4.2	Sleeve	3/8	Single	Hard to Start Loads— Milking Machines, Water Pumps, Saws, Etc.	49.72
5KC38NG142	3/4	3450	115	Sleeve	Double	Easy to Start Loads— Saws, Jointers, Etc.—Ideal for Home Work Shop	45.74
5KC43MG44	3/4	1725	115/230	10.6/5.3	Sleeve	3/8	Single	Hard to Start Loads— 12" Disc Sanders, 8" Grinders, Concrete Mixers, Etc.	60.82
5KC45KG47	1	3450	115/230	13.2/6.6	Sleeve	3/8	Double	Hard to Start Loads— Heavy Duty Saws, Planers, Jointers, Shapers, Etc.	60.74

ACCESSORIES — Cord, Plug and Switch

Nos.	Description	Each
112A515AD-G2	For Models 5KH33GG102, 5KH35KG111 and 5KC35KG101	\$2.80
112A515AC-G2	For Models 5KC42JG4 and 5KC43MG44	2.80
112A515AF-G2	For Models 5KH35KG122 and 5KC37JG115	3.78
112A515AE-G2	For all other models	3.78

AMPROBE HOOK-ONS



The amprobe is a compact rugged industrial type hook-on specially designed for the maintenance men, electricians and engineers.

Nos.	AMPROBES Ranges	Each
300	Amps 0-6 1/5/30/60/150/300 AC Volts 0-150/300/600 AC	\$99.00
10	10A—0-125/250V	39.70
25	25A—0-125/250V	39.70
50	50A—0-125/250V	39.70
100	100A—0-125/250V	39.70

AMPROBE JRS.
10A—0-125/250V 39.70
25A—0-125/250V 39.70
50A—0-125/250V 39.70
100A—0-125/250V 39.70

POUCH P1 Model 300 with case and leads. Junior models with leads only. 5.70

WESTON CLAMP VOLT-AMMETERS



Safe and easy to use. Combines 3 AC voltage and 5 AC current ranges in one instrument. Has adjustable pointer stop for measurement of motor starting currents. Potential leads included.

Ammeter scale 1000/250/100/25/10.
Voltmeter scale 750/350/175.

Nos. 633VA-1 Case-Leather With Leads Each \$190.00 27.00

G-E "HOOK-ON" METERS



Types AK4 and AK5
Provide combination range and scale changing switch. Correct scale is read every time. Current scales marked black, voltage red. Voltage break-down 4000 volts. Accuracy 3%. Use on 60 cycle.

Nos.	Type	Range (AC)	Each
583X63	AK-4	Amps 10/30/100/300/800 Volts 150/300/750	*\$133.50
583X64	AK-5	Amps 5/20/80/350 Volts 150/300/750	* 107.48

*Price includes 3 1/2 ft. leads and leather carrying case.

GRAYBAR

AIR CIRCUIT BREAKERS

600 Volts A.C., 250 Volts D.C.



Type AK-1 Air Circuit Breaker enclosed for indoor mounting

Type AK-1 air circuit breakers are recommended for use in general industrial and switch-gear applications. They are suitable for severe service, and where numerous opening and closing operations are required for general power and lighting circuits. The AK-1-15 is rated from 15-225 amps. continuous, 15000 amps. interrupting capacity; and the AK-1-25 is rated from 35-600 amps. continuous, 25000 amps. interrupting capacity.



Type AK-1-50 Air Circuit Breaker enclosed for indoor mounting

Type AK-1-50 are recommended for use in circuits requiring a reliable, compact and sturdy protective device of high current rating. Rated at 200-1600 amps. continuous, 50000 amps. interrupting capacity.

ENCLOSED FOR INDOOR MOUNTING

Breaker Type	Continuous Rating Amps.	2 Pole		3 Pole	
		Manually Operated Each	Electrically Operated Each	Manually Operated Each	Electrically Operated Each
AK-1-15	15-225	\$ 580.00	\$ 900.00	\$ 630.00	\$ 950.00
AK-1-25	35-600	1,110.00	1,510.00	1,230.00	1,630.00
AK-1-50	200-1600	2,400.00	3,260.00	2,640.00	3,500.00

IN WEATHERPROOF ENCLOSURE

AK-1-15	15-225	\$ 840.00	\$1,160.00	\$ 890.00	\$1,210.00
AK-1-25	35-600	1,420.00	1,820.00	1,540.00	1,940.00
AK-1-50	200-1200	2,990.00	3,850.00	3,230.00	4,096.00

WESTON PANEL INSTRUMENTS



Models 506 and 476 are 3 1/2" dia. Panelboard flush type instruments with an accuracy of 2% full scale deflection.

MODEL 506 DC VOLTMETERS

0-30V	1000 Ohms/Volt	Each \$22.80
0-150V	1000 Ohms/Volt	25.64

MODEL 506 DC AMMETERS

0-15A		\$21.34
0-30A		21.34

MODEL 476 AC VOLTMETERS

0-150V		\$27.72
--------	--	---------

MODEL 476 AC AMMETER

0-50A		\$25.08
-------	--	---------



Model 643 instruments are 4 1/2" dia. For flush mounting with rated accuracy of 1% of full scale.

MODEL 643 DC VOLTMETER


0-15V		Each \$52.24
0-50V		52.24

MODEL 643 DC AMMETER

0-15A		\$52.24
0-30A		52.24

GRAYBAR

WESTON CIRCUIT TESTERS



785—Type 6


779—Type 5

The 785 Type 6 has provisions for measuring up to 1000 V. D.C., 750V A.C., to 10 Amp. D.C., to 10 Amp. A.C., and to 250,000 Ohms.

The 779 Type 5 measures D.C. and A.C. volts to 1000 V. and 0-30 Megohms, Decibels—26 ranges in all.

Model	Type	Case	Each
785	6	Oak	\$289.80
779	5	Oak	234.60

WESTON PORTABLE INSTRUMENTS



A highly accurate portable meter for use in labs by electricians, engineers and maintenance-men.

MODEL 433 AC VOLTMETERS

300/150V	Each \$150.00
600/300/150V	190.44

MODEL 433 AC AMMETERS

10/5A	\$151.00
50/20/5A	240.00

G.E. PHASE SEQUENCE INDICATORS



Designed to save time in determining the phase sequence of polyphase circuits. Used to predetermine direction of rotation of polyphase motors, proper connections for paralleling generators, transformer banks, power buses, watt-hour meters, instruments and relays. Wt. 1 1/2 lbs.

Nos.	Rating	Frequency	Each
5467032G1	120/240/600	60	\$66.52

REQUEST YOUR COPY OF GRAYBAR ELECTRICIAN'S TOOL CATALOG

GE DRY TYPE TRANSFORMERS TYPES M & D



Type M Indoor or Outdoor



Type D Indoor Use Only

Primary Volts	Secondary Volts
480/240	240/120
460/230	230/115
440/220	220/110

TYPE M

No.	KVA	Each
76G129	1	\$ 60.00
76G130	1 1/2	73.20
76G131	2	88.80
95G32	3	120.00
95G33	5	174.00
95G34	7 1/2	240.00
95G35A	10	300.00
95G36A	15	417.80

TYPE D

95G37	25	643.00
95G38	37 1/2	822.00
95G39	50	989.00

JEFFERSON TRANSFORMERS

Dry Type—Double Wound Single Phase

230/460 Volt Primary 115/230 Volt Secondary—60 Cycle

Nos.	Capacity V.A.	Each
240-201	50	\$14.68
240-211	75	17.12
240-221	100	18.70
240-231	150	22.00
240-241	250	26.40
240-251	500	37.20
240-261	750	46.80
240-401	1000	60.00

WESTON FOOTCANDLE METERS



A versatile instrument for general commercial lighting surveys and measurements requiring a wide range of light values.

Model	Each
614 FC Meter	\$150.00


Range—60/120/600 Ft. Candles.

All Items on This Page—No Cash Discount

GRAYBAR

TYPE HS AND HSBA — SINGLE-PHASE — 60-CYCLE

Oil-Immersed, Self-Cooled



So that the user of distribution transformers can obtain a product that has the successful balance of low-operating cost and great reliability, General Electric has continually improved transformer quality throughout a half century. Today's transformers are the best G.E. has ever built, embodying superior "Spirakore" design, "Nitrile" rubber gasket sealed tanks, and "Super-Melaglyp" paint finish.

Type HS transformers are conventional distribution transformers. Two bushing types are generally used on industrial and municipal systems, while single-bushing types are generally used on rural and other solidly grounded systems.

Type HSBA transformers are completely self-protected, they are equipped with lightning arresters, tank-isolated gap, internal high-voltage fuses, and low-voltage circuit breaker. Two-bushing types use two-lightning arresters; single-bushing types use one "Hi-Stroke" expulsion arrester. Overload signal lamps are furnished on all two-bushing types, and on single-bushing types 7½ KVA and above.

High Voltage 2400/4160Y Low Voltage 120/240 (Taps None Above 2400—(4) 2½% Below) 240/480 (2)—2½% Above 2400—(2) 2½% Below

TWO HV WALL BUSHINGS

KVA	Type HS			Type HSBA			KVA	Type HS			Type HSBA		
	120/240	240/480	Each	120/240	240/480	Each		120/240	240/480	Each	120/240	240/480	Each
3	26H18	\$142.00	35H208	\$230.00	25	26H23	\$600.00	35H212	\$688.00
5	26H19	220.00	35H209	308.00	37.5	26H24	786.00	35H213	914.00
7.5	50	26H25	965.00	35H214	1090.00
10	26H21	26H37	340.00	35H210	428.00	75	26H26	1284.00	35H215	1492.00
15	26H22	26H38	434.00	35H211	522.00	100	26H27	1600.00	35H216	1808.00

High Voltage 7200/12470Y Low Voltage 120/240 (Taps None Above 7200—(4) 2½% Below) 240/480—(2) 2½% Above 7200—(2) 2½% Below

TWO HV COVER BUSHINGS

KVA	Type HS			KVA	Type HS			KVA	Type HS		
	120/240	240/480	Each		120/240	240/480	Each		120/240	240/480	Each
3	33H306	\$170.00	15	33H309	\$544.00	50	33H312	\$1178.00
5	33H307	266.00	25	33H310	742.00	75	33H313	1562.00
10	33H308	33H318	424.00	37.5	33H311	972.00	100	33H314	1864.00

SINGLE HV COVER BUSHING

KVA	Type HS		KVA	Type HSBA		KVA	Type HS		KVA	Type HSBA	
	120/240	Each		120/240	Each		120/240	Each		120/240	Each
3	31H882	\$164.00	10	31H924	\$228.00	10	31H885	\$418.00	31H927	\$496.00	
5	31H883	160.00	15	31H925	324.00	15	31H886	538.00	31H928	616.00	
			25			25	31H887	736.00	31H929	814.00	

High Voltage 7620/13,200Y Low Voltage 120/240 (Taps—(2) 2½ Above—(2) 2½ Below)

TWO HV COVER BUSHINGS

KVA	Type HS			KVA	Type HS			KVA	Type HS		
	120/240	240/480	Each		120/240	240/480	Each		120/240	240/480	Each
3	33H357	\$170.00	15	33H360	\$544.00	50	33H363	\$1178.00
5	33H358	266.00	25	33H361	742.00	75	33H364	1562.00
10	33H359	33H372	424.00	37.5	33H362	972.00	100	33H365	1864.00

SINGLE HV COVER BUSHING (REA)

KVA	Type HS		KVA	Type HS		KVA	Type HSBA	
	120/240	Each		120/240	Each		120/240	Each
3	31H903	\$180.00	10	31H906	\$434.00	10	31H934	\$496.00
5	31H904	276.00	15	31H907	554.00	15	31H935	616.00
			25	31H908	752.00	25	31H936	814.00

HANGERS AND KICKERS

HANGERS		
Hanger Nos.	Size Transf.	Each
9238534G2	Up to 15KVA	\$12.00
9238534G6	25-50KVA	20.00

KICKERS		
Kicker Nos.	Size Transf.	Each
9238534G3	Up to 15KVA	6.00
9238535G3	25-50KVA	4.00

This is only a small portion of the General Electric Distribution Transformers. For complete information apply to your nearest Graybar office.

CAPACITORS FOR POWER FACTOR IMPROVEMENT

The application of capacitors to distribution circuits, as a solution of many of the problems involved with rapidly increasing loads, is fast becoming recognized as a profitable investment. The introduction of "Pyranol" into G. E. capacitors has resulted in a 33% reduction in size and a 25% reduction in price over the last quarter century.

Class ID, outdoor units are used on distribution circuits. They are readily mounted on a pole or cross-arm by use of suitable mounting accessories. Single-phase, 60 cycles, with two glass bushings.

Class EDT, indoor units, are used where it is desired to correct the power factor at individual motors or other small loads. Three-phase, 60 cycles.



Class ID Outdoor Capacitor

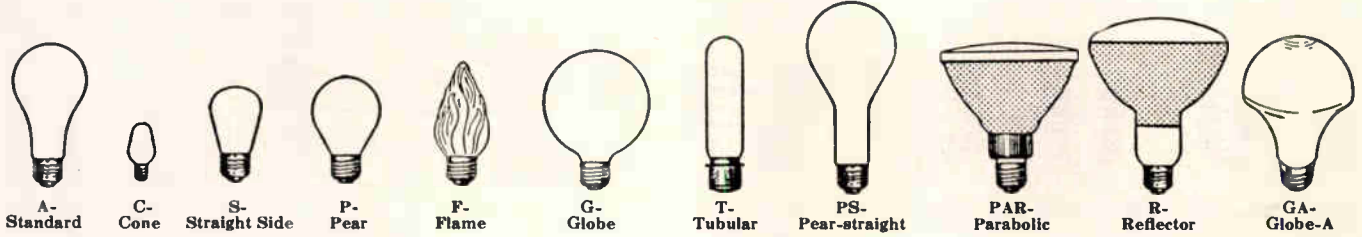
Nos.	Nominal Circuit Voltage	Capacitor Rating		Each
		Volts	KVAR	
	2400 Δ			
13F524	4160 gr-Y	2400	15	\$188.00
13F500	4160 ungr-Y	2400	25	210.60
13F529	7200 Δ	7200	15	201.50
13F505	12470 gr-Y	7200	25	223.60
13F507	13800 gr-Y	7960	25	223.60
	7960 Δ			

230 VOLTS			460 VOLTS		
Nos.	KVAR	Each	Nos.	KVAR	Each
27F10	0.5	\$ 36.40	27F14	2	\$ 46.80
27F11	1.0	52.00	15F163	5	126.10
15F160	2.5	136.50	15F164	10	182.00
15F161	5.0	211.90	15F165	15	227.50
15F162	7.5	275.60			



Class EDT Indoor Capacitor

BULB SHAPES



ORDERING NUMBERS—VOLTAGE

Order by lamp ordering number. This number, besides being positive identification of the lamp wanted, also generally reveals some of the following information: — wattage, bulb shape (by the above letters), bulb diameter in eighths of an inch, color, or other description. Voltage must be specified on most large lamps except Fluorescent, Sun, Mercury, and special types. 120-volt lamps are commonly the standard and closest to the actual voltage of electric current supplied in most areas, and hence the most efficient. 115-volt and 125-volt lamps are available. 230-volt and 250-volt lamps are also available in 25-, 50-, 100-, 200-, and a few other larger sizes.

TO ORDER COLORED LAMPS

In ordering colored incandescent lamps, or fluorescent lamps of different

tints or colors, substitute the correct color symbol in the ordering number in place of the code symbol such as ①, ②, etc.

For different lamps the available colors vary. In each case the color symbols of all available colors are given.

COLOR SYMBOLS—INCANDESCENT

Color symbols used for incandescent lamps:— (AO) amber-orange, (B) or (CB) blue, (D) inside frosted daylight, (EM) emerald, (DCL) clear daylight, (FT) or (CFT) flametint, (G) or (CG) green, (MB) moonlight blue, (O) or (CO) orange, (R) or (CR) red, (R2) rose, (RO) old rose, (SPK) surprise pink, (ST) straw, (V) or (CV) ivory, (W) or (CW) white, (Y) or (CY) yellow.

LARGE INCANDESCENT LAMPS

Lamp Ordering No.	Watts	Bulb	Base	Description	Std. Pkg.	List Price Incl. F.E. Tax
6S6	6	S-6	Cand.	Clear	240	\$ 0.19
6S14	6	S-14	Med.	Clear	120	.21
6S14/IF				Inside Frosted	120	.21
6S14/①				①Colors: CB, CG, CV, CO, CR, CW, CY	120	.26
7C7	7	C-7	Cand.	Clear	240	.17
7C7/W				White	240	.19
7C7/R				Out. ctd. Red	240	.19
7½S/CW	7½	S-11	Med.	White	120	.19
7½S/CR				Red	120	.19
10C7	10	C-7	Cand.	Clear—Pilot	240	.19
10C7DC			D.C. Bay.	Clear—Pilot	120	.21
10S11N	10	S-11	Inter.	Clear	120	.19
10S11N/CW				White	120	.24
10S14	10	S-14	Med.	Clear	120	.19
10S14/IF				Inside Frosted	120	.19
10S14/①	10	S-14	Med.	①Colors: CB, CG, CV, CO, CR, CW, CY, CFT	120	.24
10S14/D				Daylight	120	.35
15A15	15	A-15	Med.	Inside Frosted	120	.18
15FC/①	15	F-10	Cand.	①Colors: FT, W, V. Outside coated. Do not use outdoors.	60	.29
15T7DC	15	T-7	D.C. Bay.	Clear—Home Appl.	60	.33
25A	25	A-19	Med.	Inside Frosted	120	.19
25A/CL	25	A-19	Med.	Clear	120	.24
25A/①	25	A-19	Med.	①Colors: B, FT, G, V, O, R, R2, W, Y	120	.25
25F	25	F-15	Med.	Clear	120	.25
25F/①	25	F-15	Med.	①Colors: FT, W, V. Outside coated. Do not use outdoors.	120	.25
25F/PK	25	F-15	Med.	DeLuxe Pink	120	.25
25G18½/W	25	G-18½	Med.	Out. ctd. White	120	.33
25T6½	25	T-6½	Inter.	Clear	60	.49
25T8DC	25	T-8	D.C. Bay.	Clear—Home Appl.	60	.35
25T10	25	T-10	Med.	Clear	60	.29
25T10/IF				Inside Frosted	60	.31
25T10/RFL				Reflector Light I. F.	60	1.25
30/100	30 } 70 } 100 }	A-21	3C. Med.	I. F. Three-Lite	120	.39
40A15/1	40	A-15	Med.	I. F.—Appliance	120	.19
40A15/22		115-125V		Clear—Home Oven	120	.25
40A	40	A-19	Med.	Inside Frosted	120	.19
40T8	40	T-8	Med.	Clear	24	1.00
L40	40	T-8	Disc	Clear	24	1.30
L40/IF		Lumiline		Inside Frosted	24	1.35
L40/W or/ST				White or Straw	24	1.35
40T10	40	T-10	Med.	Clear	60	.29
40T10/RFL				Reflector Light I. F.	60	1.25

Lamp Ordering No.	Watts	Bulb	Base	Description	Std. Pkg.	List Price Incl. F.E. Tax
50A	50	A-19	Med.	Inside Frosted	120	\$0.19
50A/RS				I. F. Rough Service	120	.32
50A/VS				I. F. Vibration	120	.33
50GA	50	GA-25	Med.	I. F. Dec. Enam. Bowl	60	.49
50GA/PK	50	GA-25	Med.	DeLuxe Pink	60	.49
50/150M	50 } 100 } 150 }	PS-25	3C. Med.	I. F. Three-Lite	60	.49
50/150	50 } 100 } 150 }	PS-25	3C. Mog.	I. F. Three-Lite	60	.59
50/150M/PK	50 } 100 } 150 }	PS-25	Med.	DeLuxe Pink	60	.69
50/150R/W	50 } 100 } 150 }	R-40	3C. Med.	White Indirect Three-Lite	24	1.19
60A	60	A-19	Med.	Inside Frosted	120	.19
60A/W				White	120	.25
60A/D				Daylight I. F.	120	.33
60A/Y				Yellow	120	.25
L60	60	T-8	Disc	Clear	24	1.45
L60/IF		Lumiline		Inside Frosted	24	1.50
L60/W or/ST				White or Straw	24	1.50
75A	75	A-19	Med.	Inside Frosted	120	.19
75A/9/PK	75	A-19	Med.	DeLuxe Pink	120	.29
100A	100	A-21	Med.	Inside Frosted	120	.22
100A/W				White	120	.27
100A/RS				I. F. Rough Service	120	.39
100A21/61Y	100	A-21	Med.	Yellow	120	.29
100A21/61PK	100	A-21	Med.	DeLuxe Pink	120	.29
100A/D	100	A-23	Med.	Daylight I. F.	120	.43
100A23/28				I. F. Vibration	120	.50
100GA	100	GA-30	Med.	I. F. Dec. Enam. Bowl	60	.69
100/300	100 } 200 } 300 }	G-30	3C. Mog.	White Three-Lite	60	.75
100/300/PK	100 } 200 } 300 }	G-30	Mog.	DeLuxe Pink	60	.89
150A	150	A-23	Med.	Inside Frosted	60	.25
150A/CL				Clear	60	.27
150A/2/PK	150	A-23	Med.	DeLuxe Pink	60	.32
150	150	PS-25	Med.	I. F.	60	.27
150/CL				Clear	60	.29
150R/W	150	R-40	Med.	White Indirect-Lite	24	1.15
200	200	PS-30	Med.	Clear	60	.36
200/IF				Inside Frosted	60	.36
200A	200	A-25	Med.	Inside Frosted	60	.35
200/SBIF				I. F. Silvered Bowl	60	.84
300M	300	PS-30	Med.	Clear (750 hrs.)	60	.44
300M/IF				I. F. (750 hrs.)	60	.44
300	300	PS-35	Mog.	Clear (1000 hrs.)	24	.60
300/IF				I. F. (1000 hrs.)	24	.65
300/SBIF				I. F. Silvered Bowl	24	1.40
500	500	PS-40	Mog.	Clear	24	.90
500/IF				Inside Frosted	24	.95
500/SBIF				I. F. Silvered Bowl	24	1.90
750	750	PS-52	Mog.	Clear Bonus Line	6	2.60
750/IF				Inside Frosted Bonus Line	6	2.75
750/SBIF	750	PS-52	Mog.	Silvered Bowl	6	4.85
1000	1000	PS-52	Mog.	Clear Bonus Line	6	2.80
1000/IF				Inside Frosted Bonus Line	6	2.95
1000/SBIF	1000	PS-52	Mog.	Silvered Bowl	6	5.05
1500	1500	PS-52	Mog.	Clear	6	4.25

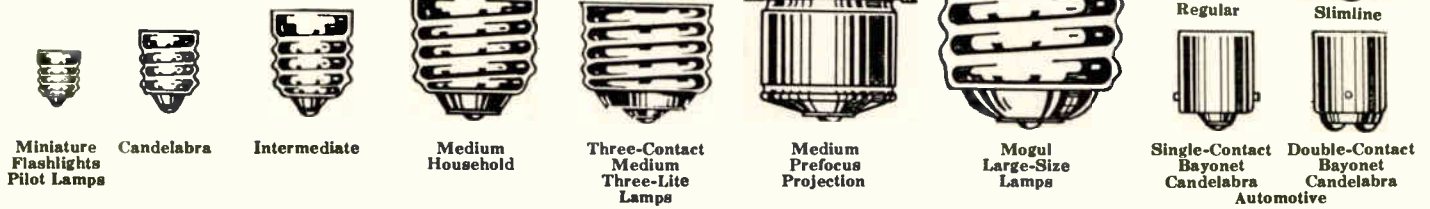
All Items on This Page—Cash Discount 2%

St L 85

GENERAL ELECTRIC LAMPS

COMMON LAMP BASES

FLUORESCENT



Graybar

MERCURY LAMPS

Lamp Ordering No.	Watts	Bulb	Base	Description	Std. Pkg.	List Price Incl. F. E. Tax
H400-E1	400	BT-37	Mog.	Gen., Street, & Black Lt.	6	\$18.40
H400-A1	400	T-16	Mog.	Gen. & Street Ltg.	12	22.00
H400-J1	400	BT-37	Mog.	*Gen. & Street Ltg.	6	22.40
H400-R1	400	R-52	Mog.	Reflector, High Bay I.F.	6	25.00
H400-RC1	400	R-52	Mog.	*Reflector High Bay	6	24.00
H1000-A15	1000	BT-56	Mog.	High Bay Ltg.	6	49.00
H1000-C15	1000	BT-56	Mog.	*High Bay Ltg.	6	54.50
H3000-A9	3000	T-9½	S. C. Term.	High Bay Ltg.	1	51.00

*Color improved.

SPOTLIGHTS AND FLOODLIGHTS

Lamp Ordering No.	Watts	Clear Bulb	Base	Description	Std. Pkg.	List Price Incl. F. E. Tax
100A21/SP	100	A-21	Med.	Spot	120	\$ 1.25
250G/SP	250	G-30	Med.	Spot	60	1.50
250G/FL	250	G-30	Med.	Flood	60	1.50
400G/SP	400	G-30	Med.	Spot	60	1.90
500G/FL	500	G-40	Mog.	Flood	24	2.65
IM/G40SP4½	1000	G-40	Mog.	Spot	24	6.50
IM/G40FL	1000	G-40	Mog.	Flood	24	6.50

PROJECTOR AND REFLECTOR LAMPS

Lamp Ordering No.	Watts	Bulb	Base	Description	Std. Pkg.	List Price Incl. F. E. Tax
75R30/FL	75	R-30	Med.	I. F., Flood	60	\$ 1.10
75R30/SP	75	R-30	Med.	Light I. F., Spot	60	1.10
150R/FL	150	R-40	Med.	I. F., Flood	24	1.10
150R/SP	150	R-40	Med.	Light I. F., Spot	24	1.10
150PAR/FL	150	*PAR-38	Med. Skt.	Projector Flood	12	1.85
150PAR/SP	150	*PAR-38	Med. Skt.	Projector Spot	12	1.85
150PAR/3FL	150	*PAR-38	Side Prong	Projector Flood	12	2.10
150PAR/3SP	150	*PAR-38	Side Prong	Projector Spot	12	2.10
200PAR/3SP	200	*PAR-46	Side Prong	Narrow Beam	8	3.75
300R/FL	300	R-40	Med.	I. F., Flood	24	1.65
300R/SP	300	R-40	Med.	Light I. F., Spot	24	1.65
300R/FL/1	300	*R-40	Med.	Flood	24	3.10
300R/SP/1	300	*R-40	Med.	Light I. F., Spot	24	3.70
300R/3FL	300	*R-40	Mog.	I. F., Flood	24	3.25
300R/3SP	300	*R-40	Mog.	Light I. F., Spot	24	3.85
330PAR56/FL	300	*PAR-56	Mog. End Prong	Med. Flood	8	4.30
300PAR56/SP	300	*PAR-56	Mog. End Prong	Narrow Beam	8	4.30
300PAR56/3FL	300	*PAR-56	Mog. End Prong	Flood	8	4.30
500PAR64/SP	500	*PAR-64	Extended Mog. End Prong	Narrow Spot	8	9.60
500PAR64/3FL	500	*Par-64	(Same)	Flood	8	9.60
500PAR64/FL	500	*PAR-64	(Same)	Medium Flood	8	9.60
500R/3FL	500	*R-40	Mog.	I. F., Flood	24	3.60
500R/3SP	500	*R-40	Mog.	Light I. F., Spot	24	4.20
500R52	500	R-52	Mog.	Light I. F., High Bay	6	4.00
750R52	750	R-52	Mog.	Light I. F., High Bay	6	4.25

*Special glass bulb—heat resistant.

RS SUNLAMP

Lamp Ordering No.	Watts	Bulb	Base	Description	Std. Pkg.	List Price Incl. F. E. Tax
RS	275	*R-40	Med.	I. F. Reflector Sunlamp	6	\$ 9.95①

INFRARED (HEAT) LAMPS

Lamp Ordering No.	Watts	Bulb	Base	Description	Std. Pkg.	List Price
250G30	250	G-30	Med. Skt.	Industrial and Misc.	60	\$ 0.95
250R40/4	250	R-40	Med. Skt.	Industrial and Misc.	24	1.35
250R40/1	250	R-40	Med.	Home	24	1.10
250R40/10	250	*R-40	Med.	Home Red Bowl	24	2.95①
375R40	375	R-40	Med. Skt.	Industrial and Misc.	24	1.50
500T3	500	*T-3	Flexible Leads	Ind. and Misc.	12	7.00
1000T3	1000	*T-3	(Same)	(Same)	12	8.50

*Special glass bulb, heat-resistant.

①Regular non-contract discounts do not apply, but 30% of list allowed on complete standard packages.

LAMP DISCOUNT SCHEDULES

All prices shown are manufacturer's list price.
Large Lamp Discounts to purchasers without contract:

Purchase of:	Discount
Less than \$5.00 List Value	None
\$5.00 to \$15.00 List Value	20%
\$15.00 List Value (Less Than Std. Pkg.)	25%
An Order Including at Least One Standard Package	30%

PHOTO DISCOUNT SCHEDULE

All prices shown are manufacturer's list price.
Photolamp Discounts to purchasers without contract:

Purchase of:	Discount
Less than \$15.00 List Value	None
\$15.00 Order or a Std. Pkg.	25%
\$100 Order or 6 Std. Pkgs.	30%

MINIATURE DISCOUNT SCHEDULE

Miniature lamps will be billed at net prices, depending upon requirements.

CONTACT NEAREST GRAYBAR OFFICE FOR DETAILS


Graybar

Graybar

FLUORESCENT LAMPS



Circline



Standard Fluorescent

COLOR SYMBOLS—FLUORESCENT

Color symbols used for fluorescent lamps:—(B) blue, (CW) standard cool white, (CWX) deluxe cool white, (D) daylight, (G) green, (GO) gold, (PK) pink, (R) red, (SW) soft white, (W) white, (WW) standard warm white, (WWX) deluxe warm white.

Lamp Ordering No.①	Watts	Bulb	Bipin Base	Std. Pkg.	List Price Incl. F.E. Tax
F4T5/CW	4	6" T-5, 5/8"	Min.	24	\$1.15
F6T5/CW	6	9" T-5, 5/8"	Min.	24	1.15
F8T5/CW	8	12" T-5, 5/8"	Min.	24	1.30
F13T5/CW	13	21" T-5, 5/8"	Min.	24	1.40
F14T12/CW	14	15" T-12, 1 1/2"	Med.	24	.95
F15T8/CW	15	18" T-8, 1"	Med.	24	.85
F15T12/CW	15	18" T-12, 1 1/2"	Med.	24	.95
F20T12/CW	20	24" T-12, 1 1/2"	Med.	24	.95
F25T12/CW	25	33" T-12, 1 1/2"	Med.	24	1.20
F30T8/CW	30	36" T-8, 1"	Med.	24	1.00
F40T12/CW	40	48" T-12, 1 1/2"	Med.	24	1.15
F90T17/CW	90	60" T-17, 2 1/4"	Mog.	12	2.70

RAPID START (No Starters used)

F40T12/CW/RS	40	48" T-12, 1 1/2"	Med.	24	1.25
F48T12/CW/RS	60	96" T-12, 1 1/2"	⊙	24	2.10
F72T12/CW/RS	85	72" T-12, 1 1/2"	⊙	12	3.15
F96T12/CW/RS	105	96" T-12, 1 1/2"	⊙	12	3.85

INSTANT START (No Starters Used)

F40T12/CW/IS	40	48" T-12, 1 1/2"	Med.	24	1.35
F40T17/CW/IS	40	60" T-17, 2 1/4"	Mog.	12	2.95

CIRCLINE

FC8T9/CW	22	8" O.D., T-9, 1 1/2"	4-pin	12	2.95
FC12T10/CW	32	12" O.D., T-10, 1 1/2"	4-pin	12	2.95
FC16T10/CW/RS	40	16" O.D., T-10, 1 1/2"	4-pin	12	3.75

SLIMLINE


F42T6/CW	17.5-32.5	42" T-6, 3/4"	Single Pin	24	2.10
F64T6/CW	25.5-48	64" T-6, 3/4"	S. P.	24	2.35
F72T8/CW	24.5-48.5	72" T-8, 1"	S. P.	24	2.45
F96T8/CW	32-65	96" T-8, 1"	S. P.	24	3.05
F48T12/CW	38	48" T-12, 1 1/2"	S. P.	24	1.75
F72T12/CW	55	72" T-12, 1 1/2"	S. P.	12	2.80
F96T12/CW	74	96" T-12, 1 1/2"	S. P.	12	3.50

①Many sizes are also available in standard warm white, daylight and white at the same price, and deluxe cool white and deluxe warm white at slightly higher prices. Same sizes are also available in blue, green, pink, gold and red at slightly higher price. Lamp ordering numbers are the same, except for substitution of the proper color symbol given above.

⊙Double-contact recessed base used on new 8-foot high output lamp.

All Items on This Page—Cash Discount 2%

MINIATURE LAMPS




G-3 1/2 G-4 1/2 G-6 S-8 D.C. Index S-8 D.C. Bay. RP-11 S.C. Bay.

Lamp Ordering No.	CP or Watts	Volts	Amps.	Bulb	Base	Description-Use	List Price Incl. F.E. Tax
PR-2	..	2.38	0.50	B-3 1/2	S.C.	Flashlight, 2 D cells	\$0.19
PR-3	..	3.57	0.50	B-3 1/2	Min. Fl.	Flashlight, 3 D cells	.19
PR-6	..	2.47	0.30	B-3 1/2	S.C.	Flashlight, 2 D, Industrial	.19
PR-7	..	3.70	0.30	B-3 1/2	Min. Fl.	Flashlight, 3 D, Industrial	.19
13	..	3.70	0.30	G-3 1/2	Min. Sc.	Flashlight, 3 D cells	.15
14	..	2.47	0.30	G-3 1/2	Min. Sc.	Flashlight, 2 D cells	.15
40	..	6-8	0.15	T-3 1/2	Min. Sc.	Radio, Indicator, Toy, Coin	.15
41	..	2.5	0.50	T-3 1/2	Min. Sc.	Radio, Appliance	.15
44	..	6-8	0.25	T-3 1/2	Min. Bay.	Radio, Indic., Appl., Coin	.15
46	..	6-8	0.25	T-3 1/2	Min. Sc.	Radio, Indic., Appl., Coin	.15
47	..	6-8	0.15	T-3 1/2	Min. Bay.	Radio, Indic., Appl., Coin	.15
50	..	6-8	0.22	G-3 1/2	Min. Sc.	Coin Machine	.15
51	1	6-8	0.22	G-3 1/2	Min. Bay.	Radio, Auto, Indicator	.12
55	2	6-8	0.41	G-4 1/2	Min. Bay.	Radio, Auto, Instrument	.12
63	3	6-8	0.62	G-6	S.C. Bay.	Coin, Auto, Indicator	.15
67	4	13.5	0.44	G-6	S.C. Bay.	Ind., Marker, Inst.	.15
81	6	6-8	1.02	G-6	S.C. Bay.	Auto-Interior, Park, Inst.	.15
87	15	6-8	1.91	S-8	S.C. Bay.	Auto-Interior, Signal	.30
222	..	2.25	0.25	TL-3	Min. Sc.	Flashlight (2AA cells), Toy	.15
233	..	2.33	0.27	G-3 1/2	Min. Sc.	Flashlight, 2 C cells	.15
1034	32	12.8	1.79	S-8	D.C. Index-ing	Stop, Tail, Signal	.40
1129	21	6-8	2.56	S-8	S.C. Bay.	Auto-Interior, Signal	.32
1154	21/3	6-8	2.65/.75	S-8	D.C. Index	Auto-Stop, Tail	.30
1158	21/3	6-8	2.65/.75	S-8	D.C. Bay.	Auto-Stop, Tail	.40
5040	40	6-2	PAR-56	Screw	Terminal All Weather Headlamp	2.05
5400	50	12.8	PAR-56	Screw	Terminal All Weather Headlamp	2.05

PHOTO AND PROJECTION LAMPS



SM 5 5B 6 11




T-8 T-8 T-10 T-12 T-20

Lamp Ordering No.	Watts	Bulb	Base	Description	Std. Pkg.	List Price
PH/1	250	A-21	Med.	Small Photo flood	6-60	\$0.20①
PH/2	500	PS-25	Med.	Regular Photo flood	6-60	.35①
PH/M2	...	B-6	Min. Bay.	Tiny Flash	12-120	.09①
PH/RFL2	500	R-40	Med.	Reflector Photo flood	1-24	1.30①
PH/RSP2	500	R-40	Med.	Reflector Photo spot	1-24	1.45①
PH/SM	...	B-11	S.C. Bay.	Speed Midget Flash	12-120	.15①
PH/5	...	B-11	S.C. Bay.	Regular Midget Flash	12-120	.13①
PH/5B	...	B-11	S.C. Bay.	Color Midget Flash	12-120	.17①
PH/6	...	B-11	S.C. Bay.	Focal Plane Flash	12-120	.15①
PH/11	...	A-16	Med.	Regular Flash	8-120	.17①
PH/22	...	A-19	Med.	Large Flash	6-120	.19①
PH/100T8SC	100	T-8	S.C. Bay.	Slide Projection	24	1.25
PH/100T8DC	100	T-8	D.C. Bay.	Slide Projection	24	1.25
PH/150T8	150	T-8	S.C. Bay.	Slide Projection	24	1.45
PH/300T8 1/2/10	300	T-8 1/2	S.C. Bay.	Slide Projection	24	2.50
PH/300T10P	300	*T-10	Md. Pf.	Movie Projection	24	3.45
PH/500T10P	500	*T-10	Md. Pf.	Movie Projection	24	4.15
PH/500T20P	500	*T-20	Md. Pf.	Slide Projection	24	3.60
PH/750T12P	750	*T-12	Md. Pf.	Movie Projection	24	4.50
PH/1M/T12P	1000	*T-12	Md. Pf.	Movie Projection	24	6.05

①Not subject to Federal Tax.

*Special glass bulb — heat resistant.

CORDLEY & HAYES WATER COOLERS



Standard Bubbler Type



GF500



9-20



GF610



GF700



G-3



HC-5 (also, in bottle type)

All bubbler models have dual hand and foot controls except J-8 and HC-5 which have hand control only.

FIVE-YEAR GUARANTY

Covers replacement of entire cooler with freight paid both ways. All electrical parts also guaranteed for 5 years.



UL approved. Meet exacting municipal refrigeration-plumbing requirements. 19 gauge rot-proof cabinet, electro-galvanized, phosphorized after forming. Hammerloid gray finish. STAINLESS STEEL TOP. All bubbler models have one piece seamless copper tank, which combines flash cooling and storage. Hot tin dipped inside and out. Dual controls, both hand and foot (except J-8, F10WE, HC-5) mechanically operated controls not affected by power failures. Precooler on all models except C-5. Equipped with easily accessible glass filler, extra outlet on back for remote bubbler. Has removable clean-out grid. Twist proof female pipe connectors. Fully sealed, silver soldered, true hermetic refrigeration system. Gallons per hour rating is based on 90° room temperature, 80° inlet water, 50° drinking water. Exceeds 15 minute peak draw capacity test specified in Federal Specification 00-C-566C.

For 50/60 cycle power supply 115V. Plug-in transformers available for 230V. Other models for DC or 25 cycle.

Model	Gal. Per Hr.	Control	Condenser	Each
G-3	3.3	Hand	Air Cooled	\$315.00
C-5	5.0	Dual	Air Cooled	334.34
J-8	8.0	Hand	Air Cooled	353.64
C-8	8.0	Dual	Air Cooled	350.98
C-11	11.0	Dual	Air Cooled	358.30
C-21	21.0	Dual	Air Cooled	484.68
C13-W	13.0	Dual	Water Cooled	410.92
*F-10WE	10.0	Foot	Water Cooled	524.14
C27-W	27.0	Dual	Water Cooled	531.46
HC-5	5.0	Hand	Air Cooled	469.54

*Based on 90° Room temp.; 80° inlet water; 50° drinking water.


**UL listed for Class I—C & D and Class II—F & G.

ACCESSORIES

GF-500	Glass Filler	\$16.30	GF-610	Glass Filler	\$19.30
GF-700	Glass Filler	21.00	9-20	Remote Bubbler	56.60

Terms: 2%.

TELECHRON CLOCKS



For indoor use. Alternating current. Self-starting synchronous motor. Surface type, round plastic case with brown mahogany finish. The dial has black characters on a white background. Equipped with cord and plug.

Model	Dial, In.	O.D., In.	Each
1H1608	8	10 7/8	\$14.34
1H1612	12	15 3/8	16.74

Subject to Federal Jeweler's Tax when not sold for resale.

ELECTRONIC TUBES

A complete line of Machlett, General Electric and Western Electric electronic tubes including broadcast, communication and industrial power types, high vacuum and mercury rectifiers, control types including thyratrons and ignitions, receiving, miniature and other special types.

BROADCAST, COMMUNICATION AND INDUSTRIAL



Machlett Tubes	W. E. Tubes	
833A	2C51	310A
242C	6AS6	313C
357B	120A	328A
298A	121B	329A
880	403B	333A
892	245A	348A
892R	247A	349A
889A	249B	350A
889A/RA	259A	350B
5530	262B	351A
5604	271A	352A
5658	274A	393A
6256	287A	412A
5667	300B	417A
5666	301A	423A

GENERAL ELECTRIC RECEIVING TYPE TUBES

Type	Each	Type	Each	Type	Each	Type	Each
1A5G	\$2.10	6AX5GT	\$2.05	*6SJ7	\$2.15	12AX7	\$2.30
1A7G	2.45	6BA6	1.80	*6SK7	2.15	12BA6	1.80
1C7G	3.50	6BC5	2.00	6SL7GT	2.80	12BA7	2.60
1X2A	2.60	6BE6	1.90	6SN7GTB	2.15	12BD6	1.80
5U4G	1.70	6BG6G	5.20	6SQ7GT	1.90	12BE6	1.90
5V4G	2.55	6BH6	2.30	6T8	2.90	12BH7	2.55
*5W4	1.70	6BJ6	2.05	6U5/6G5	2.05	12J5GT	1.85
5X4G	2.05	6BQ6GT	3.75	*6V6	3.65	12SK7GT	1.85
5Y4G	1.85	6BQ7A	3.25	6V6GT	1.80	12SN7GTA	2.15
5Y4GT	1.85	6BX7GT	3.35	6W4GT	1.95	*12SQ7	1.90
5Z3	2.40	6BZ7	3.40	6W6GT	2.40	12SQ7GT	1.60
*5Z4	3.30	6C4	1.50	6X4	1.40	*12SR7	2.15
*6A8	3.10	6C5G	1.65	6X5GT	1.60	12SR7GT	2.05
*6AC7/1852	3.35	6C8G	3.85	6Y6G	2.60	14A7/12B7	2.25
6AF4	3.40	*6F5	2.40	7A4/XXL	2.05	25W4GT	2.10
6AK5	4.25	6F6G	2.00	7A8	2.35	25Z5	2.00
6AK6	2.30	6F8G	3.85	7N7	2.35	25Z6GT	2.15
6AL5	1.55	6HG6	1.65	12A8GT	2.90	35B5	2.10
6AQ5	1.95	*6J5	1.90	12AL5	1.65	35C5	1.90
6AQ6	1.70	6J6	2.35	12AT6	1.50	35L6GT	1.95
6AR5	2.05	6J7G	2.50	12AT7	2.60	35Z5GT	1.45
6AS5	2.00	6K6GT	1.90	12AU6	1.80	50A5	2.25
6AT6	1.50	*6K7	2.50	12AU7	2.20	50B5	2.10
6AU6	1.80	6L6G	3.65	12AV6	1.45	50C5	1.90
6AV6	1.50	*6N7	3.25	12AV7	3.05	50L6GT	1.95
6AX4GT	2.35	6S4A	1.80	12AW6	2.40	80	1.70

*Metal types.

GRAYBAR



Lamp Size	FS-5 4, 6, 8 Watts	FS-2 14, 15, 20 Watts	FS-20 14, 15, 20 Watts	FS-25 25 Watts	FS-4 13, 30, 40 Watts	FS-4DC 13, 30, 40 Watts†	FS-30 30 Watt	FS-12 32 Watt	FS-40 40 Watt	FS-44DC 31-40 Watt	FS-64 85 or 100 Watt	FS-850 85 or 100 Watt	FS-6 85 Watt†	FS-102 30-40 Watt†
Price Each*														
In Std. Pkg. Qty.	\$0.52	\$0.30	\$1.00	\$0.28	\$0.30	\$0.52	\$1.08	\$0.32	\$0.88	\$1.08	\$1.08	\$1.24	\$1.06	\$1.24
Std. Pkg. Qty.	100	200	200	200	200	200	200	200	200	200	100	200	100	200
Type Switch	Glow	Glow	Glow	Glow	Glow	Glow	Glow	Glow	Glow	Glow Thermal	Glow	Glow	Glow	Glow
No. Terminals	2	2	2	2	2	2	2	2	2	4	4	4	2	4

*In standard package quantities.
 *Wattage consumption of thermal switch during lamp operation: FS-44—1/2 watt; FS-64—1 1/2 watts.
 †For 2-terminal starter sockets.
 †A.C. or D.C. operation.

FLUORESCENT LAMP BALLASTS

Single Lamp—60 Cycle—Normal Power Factor

G. E. Nos.	Jefferson	Lamp Watts	Circuit Voltage	**Each
89G525	4	110-125	\$ 1.84
*89G435	6-8	110-125	1.38
89G457	234-531	14	110-125	1.24
89G457	234-531	15	110-125	1.24
89G457	234-551	20	110-125	1.24
*89G304	234-541	30	110-125	3.40
58G672	234-543	30	220-250	6.00
.....	234-546	30	199-216	6.00
*89G307	234-281	40	110-125	3.40
58G675	234-283	40	220-250	6.00
58G676	234-286	40	199-216	6.00

Single Lamp—60 Cycle—High Power Factor

89G424	234-621	14	110-125	9.40
89G422	234-601	15	110-125	9.40
*89G423	234-611	20	110-125	9.40
*89G344	234-641	30	110-125	9.40
89G312	234-643	30	220-250	13.20
.....	234-646	30	199-216	13.20
*89G347	234-781	40	120-125	9.40
89G310	234-783	40	220-250	13.20
89G311	234-786	40	199-216	13.20
58G628	234-691	90-100	110-125	24.50
.....	234-693	85	220-250	26.50
.....	234-696	85	199-216	26.50

Two Lamp—Instant Start—60 Cycle—High Power Factor

*89G528	234-191	40	110-125	21.40
---------	---------	----	---------	-------

Two Lamp—Rapid Start—60 Cycle—High Power Factor

*89G463	254-621	(2)40	110-125 Series	12.20
*89G325	40	110-125 Series	5.30

Two Lamp—60 Cycle—High Power Factor

*89G428	234-701	15	110-125	12.10
*89G429	234-711	20	110-125	12.10
*89G340	234-841	30	110-125	14.90
.....	234-843	30	220-250	18.00
.....	234-846	30	199-216	18.00
89G983	234-881	40	110-125	10.10
89G345	234-883	40	220-250	16.20
89G336	234-886	40	199-216	18.00
*58G696	234-791	90-100	110-125	28.60
58G698	234-793	100	220-250	33.60
.....	234-796	100	199-216	33.60

G.E. Nos.	Jefferson	Lamp Watts	Circuit Voltage	**Each
Two Lamp—Narrow Type 2 1/2" —60 Cycle—High Power Factor				
89G340	234-441	30	110-125	\$14.80
.....	234-443	30	220-250	14.80
.....	234-446	30	199-216	16.50
*89G343	234-481	40	110-125	14.80
89G345	234-483	40	220-250	14.80
89G336	234-486	40	199-216	17.50

Three Lamp—60 Cycle—High Power Factor

*59G276	234-983	40	110-125	20.00
59G278	234-980	40	220-250	22.60

SLIMLINE BALLASTS

110-125 High Power Factor—Equipped With Leads

Two Lamp Ballasts

G.E. Nos.	Jefferson	Lamp Watts and Sizes	Current M.A.	**Each
59G743	254-271	2-2 1/2-42T6	200	\$24.00
59G773	254-281	2-37-64T6	200	28.60
59G773	2-36 1/2-72T8	200	28.60
*59G793	254-401	2-49-96T8	200	28.60
89G490	254-481	2-55-72T12	425	23.60
89G490	254-491	2-74-96T12	425	23.60

Single Lamps

59G742	254-231	25-42T6	200	21.00
89G382	254-241	37-64T6	200	22.00
89G382	36 1/2-72T8	200	22.00
59G792	254-261	49-96T8	200	24.00
89G361	254-461	55-72T12	425	17.50
89G362	254-471	74-96T12	425	18.30

Series Sequence Starting Ballasts

89G496	254-511	2-74-96T12	425	18.30
89G496	2-55-72T12	425	18.30
*89G400	254-521	2-38-48T12	425	14.30

Circline Fluorescent

89G300	12	110-125	3.20
89G499	22	110-125	1.50
*89G322	22	110-125	4.70
*89G332	12	110-125	4.70
89G319	1/32 & 1/22	110-125	6.80
89G327	40	110-125	5.00

†Instant Start. *Most Popular.

**For standard package quantity price, contact your nearest Graybar office.

G. E. ENCLOSED BALLASTS FOR MERCURY VAPOR LAMPS

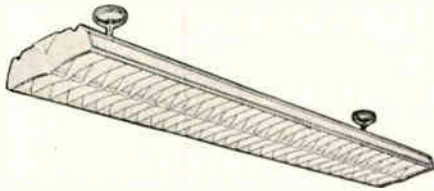
Nos.	Lamps—Wattage	Primary Line Voltage	Sec. Open Voltage	Power Facts	Location Use	Each
89G162	1- 400	118	220	L	Indoor	\$30.94
89G14	2- 400	118	220	H	Indoor	65.60
89G164	1- 400	118	220	H	Indoor	40.80
89G118	1- 400	118	220	H	Outdoor	52.20
89G271	1-1000	460	460	H	Indoor	59.50

All Items on This Page—Cash Discount 2%, except Ballast, 1%.

GRAYBAR

GRAYBAR

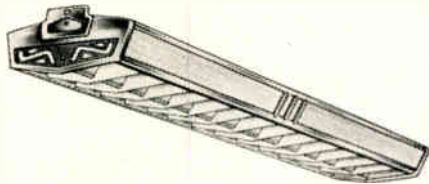
**DAYBRITE LUVEX
2-4 LAMP ALL METAL
FLUORESCENT AND SLIMLINE**



All-metal shielded units recommended for suspension mounting only. Enclosure and louvers finished in HOT BONDED SUPER WHITE completely interlocked construction for structural stability. Rapid start.

Nos.	Length Ft.	Lamps	Hanger	Each \$
46255	4	2-40W	None	39.00
46456-4	4	2-40W	8" Twin	44.40
46457-4	4	2-40W	24" Twin	45.60
46455	8	4-40W	None	76.40
46456-8	8	4-40W	8" Single	82.40
46457-8	8	4-40W	24" Single	83.60
46445	4	4-40W	None	68.00
46448-4	4	4-40W	8" Twin	73.40
46449-4	4	4-40W	24" Twin	74.60
96265-4	4	2-38W	None	44.40
96265-8	8	2-75W	None	71.00
96266-8	8	2-75W	8" Twin	49.80
96267-8	8	2-75W	24" Twin	78.20
96465-4	4	4-38W	None	78.00
96465-8	8	4-75W	None	118.00
96468-8	8	4-75W	8" Single	124.00
96469-8	8	4-75W	24" Single	125.20

DAYBRITE VIZ AID

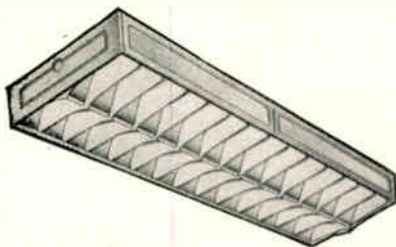


Shielded units. Chassis and enclosure HOT BONDED SUPER WHITE. Snap-on enclosure has plastic sides. Rapid start.

RS FLUORESCENT

Nos.	Lamps	Type	Each \$
46230-4	2-40W	Surf	42.20
46236-4	2-40W	8" Stem	47.60
46231-4	2-40W	24" Stem	48.80
46462-4	4-40W	Surf	71.80
46466-4	4-40W	8" Stem	77.20
46463-4	4-40W	24" Stem	78.40

DAYBRITE PLEXOLINE



Louvered units with plastic sides. White enamel finish. Surface mounted fixtures include ceiling reflector plates.

RS FLUORESCENT (Rapid Start)


Nos.	Lamps	Type	Each \$
*47210-4	2-40W	Ceiling	48.50
47215-4	2-40W	8" Stem	50.50
*47410-4	4-40W	Surf	83.80
47415-4	4-40W	8" Stem	83.40
97200-8	2-75W	Surf	89.00
97400-8	4-75W	Surf	144.80

HANGERS ONLY

For all Daybrite Commercial Fixtures.

Nos.	Length In.	Type	Each \$
3318A	8	Single	3.00
3328	8	Twin	5.40
3314A	24	Single	3.60
3324	24	Twin	6.60

SMITHCRAFT FEDERAL



Economical, louvered plastic side, commercial fixture with NEW Rapid-Start Ballast. Uses F40T12RS lamps.


METAL-SIDES

Nos.	Lamps	Each \$
FED-2-40-RS	2-40W 48"	34.88
FED-2-42-RS	4-40W 96"	69.76

PLASTIC SIDES

Nos.	Lamps	Each \$
FED-2-40-PRS	2-40W 48"	36.12
FED-2-42-PRS	4-40W 96"	72.26

**SMITHCRAFT MERCURY
FLUORESCENT**



All metal unit, white enamel finish. Spill light illuminates sides. Louvered 35"x25" bottom. Conventional start, with regular starters.

Nos.	Lamps	Each \$
MER2-40	2-40W	45.88
MER3-40	3-40W	62.38
MER4-40	4-40W	64.76

Also available in Slimline and Rapid Start.

SMITHCRAFT HANGERS

SS102	Single Stem 15" long	\$2.26
SS105	Double Stem Set 30" long	5.62

**GARCY FLUORESCENT
AND SLIMLINE UNITS**

5082-5084 SERIES



Plastic Sides—Open Top

Nos.	Lamps	Length In.	Each \$
RS5082P-4	2-40W	48 1/8	39.98
RS5082P-8	4-40W	96 1/8	79.68
RS5084P-4	4-40W	48 1/8	72.00
SL5082P-4	2-38W	48 1/8	50.76
SL5084P-4	4-38W	48 1/8	32.06
SL5082P-8	2-96W	96 1/8	75.22
SL5084P-8	4-96W	96 1/8	123.24

Also available with metal sides & Ill. side panels.


McKINLEY 9000 SERIES



Makes a perfect choice for installation where quality indirect illumination is required. Comes in 2 and 4 lamps for 4 and 8-foot units of Slimline, Standard Bipin and Rapid start Bipin lamps.

Nos.	Lamps	Length In.	Width In.	Depth In.	Each \$
A-9240-PL	2-40W	48 1/8	12 1/8	4	42.26
A-9280-PL	4-40W	96 1/8	12 1/8	4	81.32
B-9248-PL-4	2-48"	48 1/8	12 1/8	4	49.62
B-9296-PL-4	2-96"	96 1/8	12 1/8	4	80.60
B-9448-PL-4	4-48"	48 1/8	16 3/8	4	89.60
B-9496-PL-4	4-96"	96 1/8	16 3/8	4	114.50

CURTIS CHALLENGER



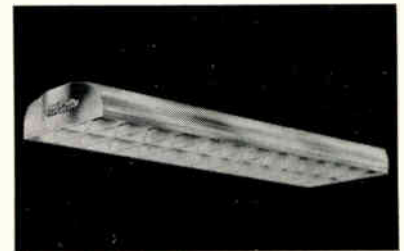
Metal sides continuous forty-sixty steel with baked white Fluorocite enamel RS louvered.

Nos.	Lamps	Each \$
N35252	2-40W 48"	33.70
N35282	4-40W 96"	67.50
N35251	2-75W	67.90

SLIMLINE

631	Twin Hanger 12"	\$ 5.00
639	Entrance Hangers 12"	3.80
644	Tong Stem Hgr. 12"	2.60

PITTSBURG "MONROE"



With plastic steel sides, hinged louver bottom. 2-lamp units in 4 or 8 foot lengths.

With steel and plastic sides, hinged louver bottom. 2-lamp units in 4 or 8 foot lengths.

Nos.	Lamps	Type	Each \$
A-5240ST	2-40W 48"	R. S.	44.28
A-5280ST	4-40W 96"	Tandem	84.92
A-5240PL	2-40W 48"	R. S.	48.42
A-5280PL	4-40W 96"	Tandem	93.90

Available in 4 light units.


AREA ILLUMINATION



WAKEFIELD CEILING simulates nature's sky. Translucent plastic and a fluorescent source combine to give an even distribution of light intensity. The ceiling is also acoustical.

AREA ILLUMINATION PRICES
FURNISHED UPON REQUEST.


AREA LITER



A handsome, shallow, totally enclosed luminaire with modular width of two feet. Available in 48", 72", and 96" lengths which may be combined into rows, patterns or areas. Features feather-lite textured plastic diffusing panel, instantly removable by means of unique hinged supporting bracket. Mounts flush on any ceiling, may be joined end-to-end, end-to-side and side-to-side.

Nos.	Wattage	Size	Each
10224-TS	2-20W TS	2 x 2	\$ 43.32
10424-TS	4-20W TS	2 x 4	57.76
	Lamps		
10248-RS	2-40W RS	2 x 4	58.80
10448-RS	4-40W RS	2 x 4	80.86
10296	2-75W Slimline	2 x 8	104.48
10496	4-75W Slimline	2 x 8	152.26
10248-SL	2-48W Slimline	2 x 4	64.32
10448-SL	4-48W Slimline	2 x 4	95.14
10272	2-72W Slimline	2 x 6	93.98
10472	4-72W Slimline	2 x 6	144.94

DAYBRITE TROFFERS
ENCLOSED TROFFERS
FLUORESCENT AND SLIMLINE



GLASS ENCLOSED

Units are flange type for use in plaster or acoustical ceilings and include suspension straps for mounting to wood ground or steel channel supported ceilings.

Units are 12" wide, 7 5/8" deep incl. straps.

Nos.	Lamps	Length In.	Each
42235-4	2-40W	48	\$ 65.00
42235-8	4-40W	96	103.64
82235-CO	4-40W	96 Fill in Sect.	100.60
92235-8	2-75W	96	100.28
42335-4	3-40W	48	\$ 69.72
42335-8	6-40W	96	124.94
82335-CO	6-40W	96 Fill in Sect.	121.90

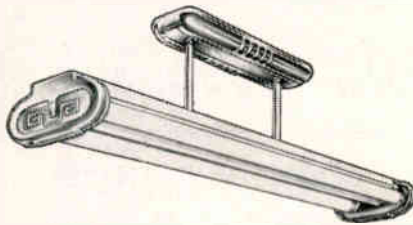
PLASTER FRAMES FOR ABOVE UNITS

7771-4	4 ft.	\$ 8.19
7771-8	8 ft.	13.86
Add for Each Add. 4'		5.67

Graybar

Graybar

DAYBRITE "TOP NOTCH"
2 AND 4 TUBE OPEN



Nos.	Mounting	Length, In.	Each
46200-4	Surface	48 1/2	\$26.90
46207-4	8" Twin Stem	48 1/2	32.30
46201-4	24" Twin Stem	48 1/2	33.50


Units have rapid start E.T.L. ballast.

DAYBRITE "FAIR WAY"

Nos.	Mounting	Length, In.	Each
46422-4	Surface	48 1/2	\$52.00
46425-4	8" Twin Stem	48 1/2	57.40
46423-4	24" Twin Stem	48 1/2	58.60

All units R. S. for FS-40 starters. Two lamp fixture add \$1.50.

DAYBRITE "RANGER"
STRIPS



Die-formed and welded steel construction — Hot bonded super white finish.

Nos.	Lamps	Each
45205-4	2-40W-RS	\$ 29.00
85205-8	2-100W-RS	57.00
95205-8	2-F96T12 Slimline	45.00
45405-4	4-40W-RS	45.40
85405-8	4-100W-RS	100.00
95405-8	4-F96T12 Slimline	76.00

CURTIS SHALLOW
FORTY-SIXTY



Provides 40% upward and 60% downward components allowing high illumination levels without contrast or glare. Wiring channel is white Fluracite. Suitable for close-ceiling or pendant mounting. 13" wide and 4 7/8" deep.

35° Cross 25° Length Nos.	Each	35° Cross 45° Length Nos.	Each
---------------------------------	------	---------------------------------	------

Alzak Aluminum Reflectors — Rapid Start

Lamps*			
N40602	\$ 51.14	N40632	\$ 51.14
N40802	91.88	N40832	102.38
N40603	106.68	N40633	116.86

Enameled Reflectors — Rapid Start Lamps*

N35252	35.40	N35452	38.01
N35282	70.86	N35482	76.12
N35253	91.24	N35453	95.86

Plastic Reflectors — Rapid Start Lamps*


N35252-P	38.32	N35452-P	40.96
N35282-P	76.76	N35482-P	82.00
N35253-P	97.54	N35453-P	102.16

35° Cross No Louver No.	Each	No. & Size of Lamps*	Length Inches
N40672	\$41.90	Two 40-W, T-12, 48"	48 1/2
N40872	83.80	Four 40-W, T-12, 48"***	96 1/2
N40673	98.44	Two 100-W, T-12, 96"	96 1/2
N35272	32.26	Two 40-W, T-12, 48"	48 1/2
N35872	65.62	Four 40-W, T-12, 48"***	96 1/2
N35273	85.58	Two 100-W, T-12, 96"	96 1/2
N35273-P	35.70	Two 40-W, T-12, 48"	48 1/2
N35873-P	71.50	Four 40-W, T-12, 48"***	96 1/2
N35273-P	91.88	Two 100-W, T-12, 96"	96 1/2

*Lamps not supplied.

**Two lamps parallel on a one-piece 96" channel.

DAYBRITE
MOBILEX FIXTURES



Recessed flange type units 2'x2' and 2'x4' for plaster and acoustical ceilings. Ribbed glass panels mounted in die-rolled frames with separable hinging arrangement. Complete units listed for two, three, and four lamps, 20 and 40 watt fluorescent. Rapid start.

GLASS PANELS

Nos.	Lamps	Height In.	Width In.	Length In.	Each
24275	2-20W	7 1/8	24	24	\$56.90
24375	3-20W	7 1/8	24	24	69.08
24475	4-22W	7 1/8	24	24	76.22
44275	2-40W	7 1/8	24	48	76.44
44375	3-40W	7 1/8	24	48	91.98
44475	4-40W	7 1/8	24	48	96.60

PLASTIC PANELS

Nos.	Lamps	Height In.	Width In.	Length In.	Each
24295	2-20W	7 1/8	24	24	\$ 62.20
24395	3-20W	7 1/8	24	24	73.80
24495	4-20W	7 1/8	24	24	80.60
44295	2-40W	7 1/8	24	48	88.60
44395	3-40W	7 1/8	24	48	103.60
44495	4-40W	7 1/8	24	48	108.00

PLASTER FRAMES FOR ABOVE UNITS


7880-2	\$6.50
7881-4	9.44
Add for each additional 4'	\$5.88

Above units available with a variety of shielding.

All Items on This Page—Cash Discount 1% except Daybrite 2%

Graybar

DAYBRITE "CFI-10"



All steel reinforced. All White vitreous porcelain enamel. One-piece open end reflectors. Embossed reinforcing ribs for added strength. 10% upward component.

Nos.	Length In.	Lamps	Each
40211-4	50	2-40W-RS	\$39.90
40211-8	99 3/4	4-40W-RS	79.48
40311-4	50	3-40W-RS	52.50
40311-8	99 3/4	6-40W-RS	97.54
90211-8	96 1/4	2-75W.SL	70.66
90311-8	96 1/4	3-75W.SL	97.34
HIGH OUTPUT 8 FOOT RAPID START UNIT			
80211-8	96 1/4	2-100W	89.56

"CFI-25"

Description same as "CFI-10" except including center "V" louver with lateral shielding of 30°.

Nos.	Length In.	Lamps	Each
41252-4	50	2-40W	\$48.30
41252-8	99 3/4	4-40W	96.08
HIGH OUTPUT 8 FOOT RAPID START UNITS			
81252	96 1/4	2-100W	\$96.60

HANGING DEVICES & ACCESSORIES




Ice-Tong Hanger



Pair 5-Ft. Chains & "S" Hooks

Nos.	Description	Each
9952-A	Ice-Tong Hanger 3/8" Rod	\$ 1.26
9952-B	Ice-Tong Hanger 1/2" Conduit	1.26
9988	Hydee Hanger	2.10
7717-A	Adjustable Stem Hanger 24" Length	2.46
9973-2W	2 Wire Cord and Plug 6' Wired	1.89
9973-3W	3 Wire Cord and Plug 6' Wired	2.39
LOUVER "CFI-25"		
7914-4		\$11.55
7915-8		23.10
LOUVER "CFI-25"		
7954-4		9.45
7955-8		18.90


ECONOMY UNITS



HOT-BONDED enamel reflector, white inside and gray outside. Top finished in HOT-BONDED aluminum gray enamel. Wired with HPF ballasts.

No.	Width	Lamps	Each
240-TT	11 1/2	2-40W-RS	\$31.00

BENJAMIN




No. 40362

OPEN END UNITS

Nos.	Length In.	Watts	Each
SOLID TOP REFLECTORS			
40362	51	2-40FS4	\$39.80
40362RS	51	2-40RS	39.80
40362RS-8	102	4-40RS	75.80
40163RS	51	3-40RS	54.60
40163RS-8	102	6-40RS	97.10
APERTURED TOP REFLECTORS			
44362RS	51	2-40RS	39.80
44362RS-8	102	4-40RS	78.50
44163RS	51	3-40RS	54.60
44163RS-8	102	6-40RS	97.10

Also available in Slimline.



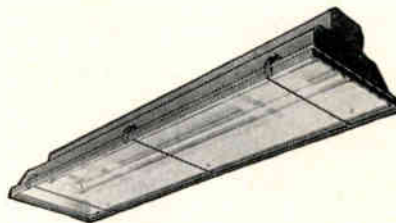
No. 40662

CLOSED END UNITS

Nos.	Length In.	Watts	Each
SOLID TOP REFLECTORS			
40662	51	2-40FS4	\$44.30
40662RS	51	2-40RS	44.30
40662RS-8	102	4-40RS	87.40
40663RS	51	3-40RS	59.10
40663RS-8	102	6-40RS	106.00
APERTURED TOP REFLECTORS			
44662RS	51	2-40RS	\$44.30
44662RS-8	102	4-40RS	87.40
44663RS	51	3-40RS	59.10
44663RS-8	102	6-40RS	108.00

Also available in Slimline.

BENJAMIN "VAPOR-TITE 40" FLUORESCENT UNITS




No. 49562-CL

Durable, one-piece Vapor-tite unit listed by Underwriters' Laboratories for locations where noncombustible vapors or dust is present. Porcelain enamel housing; gray outside, white inside. H.P.F. rapid start ballast.

Nos.	Lamps	Covers	Each
49562-CLRS	2-40 Watt	Plain Glass	\$ 96.80
49563-CLRS	3-40 Watt	Plain Glass	110.80
49562-TPRS	2-40 Watt	Tempered Plate Glass	122.30
49563-TPRS	3-40 Watt	Tempered Plate Glass	137.00

WHEELER




Incorporate all of the features essential to efficient performance. Quick mounting and easy maintenance. Porcelain enameled reflectors.

OPEN END UNITS

Nos.	Lamps	Each
D8021-DIF-RS	2-40 W RS	\$39.40
D8023-DIF-RS	3-40 W RS	54.30
CLOSED END UNITS		
D8221-DIF-RS	2-40 W RS	44.10
D8231-DIF-RS	3-40 W RS	58.90


SMITHCRAFT INDUSTRIAL SLIMLINE UNITS



ALS unit is "Lighting for Production" because 90% overall efficient 30° crosswise shielding and 20.2% up lighting.

Nos.	Lamps	Each
ALS2-96	2-95 W Slimline	\$84.12
ALS2-72	2-72 W Slimline	80.12
ALS2-40RS	2-48 W Slimline	54.88

ECONOMY UNITS



LOW COST INDUSTRIAL

All-purpose fully-guaranteed fixture, extremely low in cost. Knockouts for all types of mounting. Reflectors finished with white Baked Enamel and FS-4 starters.

Nos.	Lamps	Each
2098 1/C	2-40 Watt	\$17.60
2093 4/C	2-40 Watt	16.74
2099 1/C	2-40 Watt	18.42
2099 4/C	2-40 Watt	17.70
2198	2-75 Watt	49.30

CROUSE-HINDS EXPLOSION PROOF FIXTURES




Intended for use in locations which are hazardous because of the presence of gases, vapors and combustible dust.

Nos.	Watts	Each
EVF224	2-40	\$291.84
EVF234	3-40	437.76


Graybar

BENJAMIN INDUSTRIAL INCANDESCENT LIGHTING

Standard Dome Reflector Only
One Piece Porcelain Reflector




Socket




4651 or 4657

SOCKET



HOODS



2751 or 2760 #7 #9

Refl. Nos.	Diam. In.	Watts	Complete Unit		10 Each		Complete Unit	10 Each	
			No.	Each	No.	Each		No.	Each
641	12	75-100	5641	\$ 9.36	5641	\$ 7.36	7641	\$12.02	\$ 9.46
642	14	150	5642	10.52	5642	8.28	7642	13.20	10.38
643	16	200	5643	11.52	5643	9.06	7643	14.20	11.16
644	18	300-500	5644	14.86	5644	11.68	7644	17.70	13.92
645	20	750-1000	5645	20.20	5645	15.88	7645	23.04	18.12

HOLOPHANE INDUSTRIAL UNITS



Use for mounting heights 10' to 25'. Std. Incandescent or Bi-Post Incandescent, or Mercury Vapor. Diameter, 14", Depth, 12 1/2", Weight, 9 lbs. With or without metal cover.

Nos.	Watts	8 or More Each	
		Each	Each
684	200-300†	\$13.20	\$12.20
685	300-500	16.83	16.10
684-AL	200-300†	16.17	16.10
685-AL	300-500	20.24	19.30

†Use 300-watt, 6" light center, medium base lamp.
Suffix "AL" indicates metal cover.

SHALLOW DOME



Refl. Nos.	Diam. In.	Watts	Complete		10 Each	
			No.	Each	No.	Each
421	12	75-100	5421	\$ 9.36	5421	\$ 7.36
423	14	160	5423	10.52	5423	8.28
425	16	200	5425	11.52	5425	9.06
509	18	300-500	5509	14.86	5509	11.68

ALIGNERS



Universal joint aligner with 1/2" knockout for mounting switch. For 3 1/4" or 4" octagon outlet box. Tapped 1/2". Electro-plated.

No.	Each	10 Each

DUST-TIGHT AND MOISTURE PROOF PENDANT UNITS



Listed by Underwriters' for Class II, Groups E, F and G. Classes three and four hazardous locations. Units weather and moisture proof.

Nos.	Watts	Globe		10 Each	
		No.	Each	No.	Each
663	75	1060	\$ 6.34	1060	\$ 4.98
665	150	1062	8.02	1062	6.30
665-HR	150	1094	17.70	1094	13.92
665-OP	150	1092	14.22	1092	11.16

Wire Globe Guards Only

1415	For 663	\$5.34	\$4.54
1428	For 665 (HR-OP)	9.68	7.62

Replacement Socket No. 66.

FLAT CONE



Refl. Nos.	Diam. In.	Watts	Complete		10 Each	
			No.	Each	No.	Each
431	12	50-75	5431	\$ 9.36	5431	\$ 7.36
401	14	75-100	5401	9.36	5401	7.36
402	16	150	5402	10.52	5402	8.28
403	18	200	5403	11.52	5403	9.06

VAPOR-TIGHT UNITS



Cast aluminum pendant hood tapped 1/2", green lacquered; reflectors are acid-resisting porcelain steel.

With Dome Reflector

Nos.	Diam. In.	Watts	Replacement Sockets		10 Each	
			No.	Each	No.	Each
6500	12	75-100	66	\$17.70	66	\$13.92
6501	14	150	66	19.20	66	15.10
6502	16	200	66	21.38	66	16.80
6503	18	300-500	698	29.38	698	23.10

With Angle Reflector

No.	Diam. In.	Watts	Replacement Sockets		10@	
			No.	Each	No.	Each
6518	12	150-200	66	\$20.54	66	\$16.14

No.	Diam. In.	Watts	Replacement Sockets		5@	
			No.	Each	No.	Each
6519	14	300-500	698	\$27.88	698	\$21.96

BENJAMIN MERCURY VAPOR UNITS



Ventilated Type

400 Watt—18" Diam.

Porc. Nos.	Type	Each	10 Each	
			No.	Each
V5481	Pendant	\$24.54	V5481	\$19.30
V7481	Pendant-Turn Lox	27.22	V7481	21.40
V9481	Ceiling-Turn Lox	27.22	V9481	21.40

Etched Alzak Alum.

V5471	Pendant	\$40.92	V5471	\$32.16
V7471	Pendant-Turn Lox	43.58	V7471	34.26
V9471	Ceiling-Turn Lox	43.58	V9471	34.26

Available in 1000W

REFLECTOR WIRE LAMP GUARDS

Shallow Type

Nos.	Diam. In.	Less		10 or More	
		No.	Each	No.	Each
1387	12	1387	\$ 7.52	1387	\$5.80
1389	14	1389	8.52	1389	6.70
1393	16	1393	9.36	1393	7.36
1396	18	1396	10.18	1396	8.00
1397	20	1397	11.36	1397	8.92

Deep Type

1386	12	1386	\$ 6.84	1386	\$5.38
1388	14	1388	7.84	1388	6.18
1392	16	1392	8.52	1392	6.70
1394	18	1394	10.18	1394	8.00
1396	20	1396	11.36	1396	8.92


HIBAY UNITS



Use for mtg. heights 30' or more. Recommended for use in foundries, gyms, boiler rooms, sports area, etc.

Nos.	Watts	Each	
		No.	Each
691ALHS	750-100	691ALHS	\$59.50
0258	Guards for above units	0258	\$7.10

YARD LIGHTS



Steyer Nos.	Diam. In.	Less		5 or More	
		No.	Each	No.	Each
VRU-12	12	VRU-12	\$ 5.48	VRU-12	\$4.56
VRU-14	14	VRU-14	5.92	VRU-14	4.94


All Alum.

YCM-15	..	YCM-15	9.00	YCM-15	7.50
--------	----	--------	------	--------	------

Porc.

1912	12	1912	10.18	1912	8.00
1914	14	1914	11.18	1914	8.80

APPLETON OUTDOOR FIXTURES



REA-1 REA-2

Appleton special "REA" Conduit Fittings have been designed expressly to meet the needs for inexpensive, well-made lighting fixtures, (all weathertight) for use in R. E. A. wiring.

Nos.	Watts	Description	Each
REA-1	100	Hub at top tapped for 1/2" Rigid Conduit	\$5.30
REA-2	100	4" square style plate	5.90
REA-20	100	With bracket for mounting on 3 1/2" or 4" octagonal outlet boxes	7.70

"STOCK-BIN LIGHTS"

Finish: White Porcelain Enamel with pendant mounting hood.

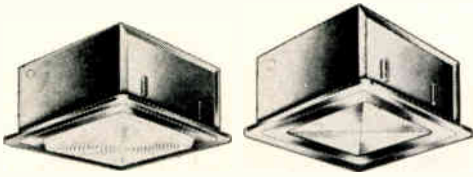
May also be had with other hoods. Feed thru, 90° or outlet box mtg.



Nos.	Watts	Each		10 Each	
		No.	Each	No.	Each
E-1875	50-75	E-1875	\$10.68	E-1875	\$8.40
E-1876	100	E-1876	11.02	E-1876	8.66
E-1877	150	E-1877	11.36	E-1877	8.92

All Items on This Page—Cash Discount 2% except Holograph 1% and Appleton 5%

DAYBRITE RECESSED "DUO-FRAME" UNITS



With Holophane Control Lens

With Corning Lensed Bowl

Recessed units are DUA-FRAME construction having two-piece frames. Inner frame supported by drop-hinges allowing servicing without disturbing outer frame or plaster ceiling.

HOLOPHANE

Nos.	Lens In.	Dimensions In.	Lamp	Each
RS-851-RH	8 1/2	10 1/2 sq. x 7 dp.	150W	\$27.30
RS-121-RH	12	14 3/8 sq. x 9 dp.	200-300W	36.54

CORNING

Nos.	Lens In.	Dimensions In.	Lamp	Each
RC-851-RH	8 1/2	10 7/8 sq. x 7 dp.	150W	\$24.14
RC-121-RH	12	14 3/8 sq. x 9 dp.	200-300W	32.34

PLASTER FRAMES

Nos.	Used With	Each
1311	8 1/2" Lens Size Units	\$4.62
1312	12" Lens Size Units	5.14

DAYBRITE RECESSED "DERBY" DOWNLIGHTS



No. 80140 can be used with R-40 and 150-watt Type "A" lamp with louver removed.

No. 80141 includes a 6 3/4" round Holophane Control lens in removable frame. All units include plaster frame, 4' of flex, wire and box connector. Require 7" diameter ceiling opening and are 7" deep.

Nos.	Lamps	Each
R-80140	PAR-38 or 100W "A"	\$ 9.86
80141	100W "A"	14.70
80149	Deep Baffle 150W "A"	19.94

KIRLIN




Has hinged, rust-resisting door with spread-type lens and Alzak aluminum reflector. U. L. approved to run building wire direct to junction box.

Nos.	Watts	Ceiling Opening In.	Each
1207	100	7 5/8 x 7 5/8 x 5 1/8	\$23.58
1208	150	9 1/4 x 9 1/4 x 5 1/2	27.96
1212	300	13 1/4 x 13 1/4 x 7 5/8	40.94

PLASTER FRAME

Nos.	Each
1207-PR	\$2.70
1208-PR	3.00
1212-PR	3.50

PRESCOLITE AND MOE



M5608

Prewired Units Designed to Fit Any Ceiling. PRESCOLITE: Box, frames and glass packed separately.

MOE: Box, frame and glass packed separately.

PRESCOLITE

Each
488 100W Box Only..... \$ 5.88
Frame Only..... 5.82
(Chrome, Brass, Copper & Alum.)
6100 Flat Alba Glass..... .90
6600 Drop Opal Glass..... 3.84
6700 Fresnel Glass..... 3.90

MOE

Each
M5608..... \$ 7.44
M8 *F & G. 5.04
M18 F & G. 8.10
M28 F & G. 8.10

1015 150W Box Only..... \$ 7.32	M5611..... \$ 8.64
1015 Frame Only..... 5.94	
6115 Flat Alba Glass..... 1.26	M1 F & G. 5.88
6615 Drop Glass..... 4.26	M11 F & G. 9.06
6715 Fresnel Glass..... 5.46	M21 F & G. 10.38

1313 300 W Box Only..... \$14.04	M5613..... \$13.74
1313 Frame Only..... 9.00	
6130 Flat Alba Glass..... 1.98	M3 F & G. 9.18
6630 Drop Glass..... 6.54	M13 F & G. 14.04
6730 Fresnel Glass..... 9.60	M23 F & G. 17.40

*Frame and Glass.

Each
820 (2-100W) 8 1/2 x 24 1/4 x 4 1/4..... \$12.48
820 DieLux Frame Only..... 9.72
6120 Flat Alba Glass..... 1.98
6620 Drop Glass..... 5.22

Nos.	Each
300 Housing Only 75WR-33..... \$ 7.92	
300 Frame Only. Copper, Brass, Chrome and Alum..... 3.12	
700 Housing Only 150W R-40..... 7.92	
700 Frame Only..... 3.12	
350 Housing 75W R-30..... 9.06	
350 DieLux Frame and Louver..... 4.32	
750 Housing Only 150W R-40..... 9.06	
750 DieLux Frame and Louver..... 5.92	
600 Showerlite 60W Housing Only.....	
600 Frame and Pyrex Lens.....	
620 Showerlite 60W Housing Only.....	
620 Frosted Lens and Frame.....	
901 Housing Only..... 7.62	
901 Frame and Glass..... 12.84	

LITECRAFT RECESSED UNITS




Non-Adjustable, for Direct Down Light Made of aluminum. Mirror-like ceiling trim.

Nos.	Type	Drum Diam. In.	Recess Depth In.	Each
F340	Open	5 1/2	6 1/4	\$4.50
F341	Louved	5 1/2	8 1/8	6.88
F343	Open	4 1/4	5 1/4	\$4.10
F344	Louved	4 1/4	6 1/8	6.66

PLASTER RING

Nos.	Size, In.	Each
PRA	3 3/4	\$0.62
PRB	4 3/8	.62
PRC	6 1/8	.62
For Heat Loop add HL to PR.....		2.50



50F (24" x 24")

A flexible lighting system that provides remarkable diffusion comfort, low brightness and pleasing color quality.

BASIC UNIT—LOUVERED

Nos.	Type	Each
W50F/150	150-200W	\$37.80
W50F/300	300-500W	39.10

Plastic Diffuser 8 Piece or 1 Piece

WP50P or WP50F or WS50F/150-200W.....	\$49.10
WP50F or WS50F/300W.....	50.40

For Plaster Ceiling

WRP50F } add #56 Plaster.....	\$9.90
WRPP50F	
WRPS50F	

For Acoustic Tile

WRA50F } add #59 Refl. Mtg. Angle.....	\$4.30 pr.
WRAP50F	
WRAS50F	

For Surface Mtg.

WSM50F } add	
WSMP50F } 53/200 Surface Frame 150-200W.....	\$15.70
WSMS50F } 53/300 Surface Frame 300-500W.....	16.80

SKYLIKE JR

BASIC UNIT—LOUVERED

W70F/100	150W	\$24.00
Basic Unit Glass		
NG70F/100	200W	\$28.60

For Plaster Ceiling

WRP70F } add #76 Plaster Frame.....	\$5.80
WRPG70F	

For Acoustic Ceiling

WRA70F } add #59 Refl. Mtg. Angles.....	\$4.30 pr.
WRAG70F	


For Surface Mtg.

WSM70F } add #73 Surface Frame.....	\$13.60
WSMG70F	

SILVER SPOT

100W

Change beam spread by changing lamp from A21SB clear to A21SB1F.




Change color of light by changing reflector.

Nos.	Beam Spread	Each
#100R	12 1/2°	\$14.20
#101R	22 1/2°	14.20
Gold Refl.	22 1/2°	3.80
Blue	22 1/2°	3.80
Red	22 1/2°	3.80

SILVER DOT

Change beam spread by changing lamp from A21SB clear to A21SB1F.



Change color of light by changing reflector.


Nos.	Watts	Beam Spread	Each
#100	100 1F/SB	30°	\$14.20
#111	100 1F/SB	50°	14.20
#113	200 1F/SB	65°	25.20
Gold Refl.			3.80
Blue Refl.			3.80
Red Refl.			3.80

PLASTER RING INCLUDED

Color of light may be changed by changing to colored refl.

Graybar

CROUSE-HINDS MDB



General Purpose Alzak Aluminum Floodlight. Light weight, weather proof with hinged door, round flat base plate fits 4" outlet box.

Nos.	Beam	Lamp Watts	Ref. Dia.	Each
44711	100°	200-300	10"	\$26.88
44702	35°	200-300	10"	28.80
44598A	20°	500	14"	77.20
44597A	70°	500	14"	72.96
44596	20°	1000	16"	92.16
44595	70°	1000	16"	86.40

Note: Flat Base KL2804 — \$1.92.

CLOSED TYPE PROJECTOR



Heavy duty, cast aluminum, closed floodlight projector with Alzak reflectors, Pyrex lens, non-corrosive metals throughout.

Also plain, spread or diffusing lens are available standard bolt base mountings. Other mountings may be secured if desired.

Nos.	Lamp Watts	Beam	Each
42428A	200-250	Wide	\$82.56
42429A	200-250	Narrow	82.56
42740	300-500	99°x96°	130.56
42739	300-500	42°x26°	130.56
42741	750-1000	90°x99°	163.20
42932	750-1000	37°x20°	163.20

"OLYMPIA" FLOODLIGHTS



A new alzak aluminum floodlight with impact-resisting glass spun into reflector, for sport and utility floodlighting. Has weatherproof construction with detachable hood for quick, safe maintenance. Tubular yoke and plate for crossarm mounting.

Benj. Nos.	CRH Nos.	Beam Types	Watts	Diam. In.	Each
6270	44426-B	Narrow	750-1500	20	\$111.62
6272	44427-B	Medium	750-1500	18	99.76
6274	44429-B	Wide	750-1500	18	92.38

BENJAMIN FLOODLIGHTS



Sheet aluminum housing. Dust-tight, weather-proof construction. Mounting bracket adjustable, all positions. Heat-resisting glass cover.

Glass reflectors silver plated, with shock-proof mounting.

Knob at rear of housing makes beam control easy.

Model RD11—13" Floodlight

Use 200-watt Type PS or 250 Type G lamp. Each \$71.00

Model RD14—16" Floodlight

Use 300-500-watt Type PS or 500-watt Type G lamp. Each \$112.32

Model RD18—20" Floodlight

Use 750-1000-watt Type PS or 1000-watt Type G lamp. Each \$158.70

Stippled or Ribbed Covers available at same price.

ELLIPTICAL ANGLE REFLECTORS



Nos.	Watts	Each	10@
5525	150	\$11.86	\$ 9.32
5526	200	13.52	10.64
5537	300-500	24.38	19.16
5538	750-1500	27.22	21.40

BENJAMIN "DUO-SERVICE"

Open Porcelain Enamel Floodlights



Porcelain enameled wide diffusing floodlight with adjustable inner reflector of processed aluminum. The inner reflector can be adjusted

Nos.	Lamp Size Watts	Pole Cap., In.	Each
5764	750-1500	1½	\$61.50
5764A	750-1500	2	61.50

BENJAMIN "ELLIPTO-LITE"



Inexpensive wide angle open-type porcelain enameled diffusing floodlight with processed aluminum inner reflector. Particularly suited for lighting outdoor sport or recreation areas, playgrounds and parking lots.

Benj. Nos.	Revere Nos.	Lamp Size Watts	Mounting Bracket	Each
5771	3826	300-500	Cross arm	\$35.50
5971	3827	750-1500	Cross arm	39.38
5774	3820	300-500	Pole Cap 1½"	39.12
5975	3821	750-1500	Pole Cap 1½"	31.62

Inner reflector included in above units.

1770	300-500w	\$5.76
1970	750-1500w	5.76

"UTILITY" FLOODLIGHTS



A versatile alzak aluminum weather-proof unit. Meets requirements of many general - purpose and decorative floodlighting jobs. With five mounting styles.

Concentrating Lens

Nos.	Watts	Bracket	Each
6011	150-200	Base-spike	\$27.00
S6023B	300-500	Swivel-stand	57.76
S6033B	750-1000	Swivel-stand	74.30

Spread Lens

6012	150-200	Bases-pike	23.26
S6022B	300-500	Swivel-stand	48.50
S6032B	750-1000	Swivel-stand	63.38

STEBER FLOODLIGHT



Aluminum enclosed. Spun aluminum reflector. Heat-resisting lens. Versatile mounting flange for attachment to any flat surface or to pipe up to 2". Approximate beam spread 83°.

No.	Watts	Diam. In.	Each
1600	300-500	12	\$18.16

ISLAND LIGHTS



Mounting heights from 12 to 20 ft. Pipe nipple at top permits mounting of PAR lamp holders.

BENJAMIN

Nos.	Dim. In. Dia.	Height	Lamp Watts	Exterior Reflector Finish	Each
N-5681-G	20	21½	300-500	Green or Red	\$28.00

REVERE

3018	20	300-500	Green or Red	28.26
------	----	---------	--------------	-------

ISLAND LIGHT STANDARDS

CAP HEIGHT

Nos.	Cap Floods	Height Ft.	Each
199-G20	1 or 2	20	\$ 97.96
189-G24	1 or 2	24	110.44
199-E20	1, 2 or 3	20	164.12
199-E24	1, 2 or 3	24	175.38
199-D30	1, 2 or 3	30	121.19

FLOODLIGHT BRACKETS

	No. of Floods	Terminals In.	Each
199-H	1	1½	\$ 5.46
199-I	1	2	5.52
199-J	2	1½	17.80
199-K	2	2	20.68
199-L	3	1½	20.28
199-M	3	2	21.84

LOWERING CHAIN

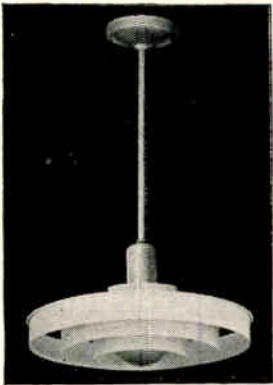
199-CH20	20 ft. chain	\$3.64
199-CH24	24 ft. chain	4.32
199-CH30	30 ft. chain	4.68

Graybar

Graybar

All Items on This Page—Cash Discount 2%

**SILVRAY
CONCENTRIC FIXTURES**

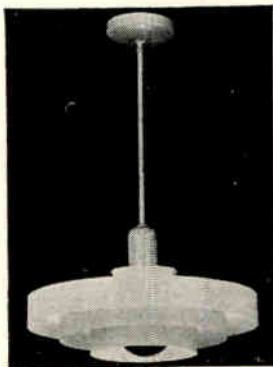


**Super
500 Series**

Economy unit for ceiling and suspension mtg. Heavy duty black porcelain socket. All metal parts prevention treated.

Pendant type has non-twist 45° aligner.

Nos.	Diam., In.	Length, In.	Watts	Each
525C	18	10 3/4	300-500	\$14.40
550S	18	28 3/4	300-500	14.90



Fixture is all metal. Body composed of 2, 3 or 4 rings which encircle and provide shielding from glare. Finished in white polymerin. Suspension type listed. Also available in ceiling type.

Nos.	Diam. In.	Length In.	Silver Bowl Watts	Each
1500S/2R/2	12	27	150-200	\$21.10
1500S/2R/5	14	32	300-500	23.80
1500S/3R/2	14	27	150-200	16.40
1500S/3R/5	19	32	300-500	16.80
1500S/4R/10	24	43	750-1000	28.80

**HOLOPHANE
CORRECTALITE**



Suited for office, classroom, laboratory and store lighting. Close ceiling or suspension mounting.

Nos.	Type	Diam. In.	Depth In.	Watts	Each
C5540	Ceiling	15 3/8	12 1/8	200-300	\$33.30
S5540	Suspension	15 3/8	32 3/8	200-300	38.90

**HOLOPHANE
CORRIDOR LUMINAIRE**



Created for that important area often treated in a casual manner.

Nos.	Watts	Length In.	Width In.	Depth In.	Each
C824	150	13 1/4	9 1/4	6	\$22.90

† L 96

GRAYBAR STEM HANGERS



Screwless safety hangers of heavy gauge steel, copper plated and permanently finished in satin zinc. Canopies 5" in diameter. Furnished wired complete.

Nos.	Fitter, In.	Socket	Each
1044AT	4	Med.	\$4.38
1064AT	6	Med.	4.60
1064BT	6	Mog.	5.18

Nos.	Fitter, In.	Socket	Each
1041AT	4	Med.	\$2.90
1061AT	6	Med.	3.10
1061BT	6	Mog.	3.66

INLAND GRAYBAR GLASS GLOBES



Made of Selenite glass—a soft white diffusing glass with low surface brightness.

Nos.	Size In.	Holder In.	Watts	Each	Std. Pkg.	Quant. Each
708	8	4	40-75	\$2.11	12	\$1.90
710	10	4	75-100	2.74	12	2.46
712	12	4 & 6	100-150	3.50	6	3.16
714	14	6	200	4.72	2	4.24
716	16	6	300	1	5.50



Opal glass held in place with aluminum band equipped with spring safety latch. No screws.

Nos.	Size	Watts	Each
3434	8"	1-60W	\$ 8.84
3435	10"	2-60W	10.70
3436	12"	2-75W	12.80
3437	14"	2-100W	15.00
3438	16"	3-100W	28.22

Prices F.O.B. Chicago, Ill.

**WAKEFIELD COMMODORE
UNITS**



White Plastic reflectors molded from the same material. An installation requiring different size units can be made with the assurance of uniformity of color and design throughout. Hangers are heavy gauge aluminum and given a satin finish. Semi-rigid suspension.

Nos.	Watts	Socket	Dia., In.	Lgth., In.	Each
2653	200-300	Med.	15	14	\$ 9.88
265	200-300	Med.	15	28	10.90
369	300-500	Mog.	19	34	15.10
3693	300-500	Mog.	16 1/2	16 1/2	13.98

Available w/swivel at additional charge.

PERFECLITE EXIT LIGHT



Wall or ceiling wedge shape 4 1/2" letters. Chrome holder 3 1/4".

GLASS ONLY

Nos.	Description	Each
ES948-RC	Ceiling, White on Red	\$8.00
ES948-OC	Ceiling, Red on White	7.20
ES948-OW	Wall, Red on White	7.20
ES948-RW	Wall, White on Red	8.00
313C	Holder only	1.60

**DAYBRITE EXIT AND
DIRECTIONAL SIGNS**



3106
Flush



3116
Single Face
Surface


Two-piece concealed hinge frame construction. Two porcelain sockets for 25-watt type. "A" lamps each sign. Metal stencil faces with red glass. 6" letters, or with arrow "5" letters.

Nos.	Description	Each
3106	Recessed	\$14.70
3105RL	Recessed w/arrow	15.64
3116	Single face surface	16.80
3115RL	Single face surface w/arrow	17.92
3136	Triangle two face	30.66
3135RL	As above w/arrow	32.76
3146	Top & end mtd.	17.32

Other lettering, arrows, hangers, glass bottoms also available. Contact Graybar for prices.

**ALABAX PORCELAIN
LIGHTING FIXTURES**

Easy to clean—will not rust, tarnish or change color.



White porcelain pull chain bracket with or without outlet. Width 4 1/2". Length 5".

Nos.	Outlet	Each
AL2380	Yes	\$5.84
AL2381	No	5.48

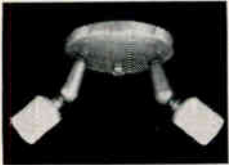
**PRESCOLITE
SOLAR GLASS GLOBES**

Diecast rustproof aluminum suitable for interior or exterior use.

Nos.	Finish	Each
CF-2	Gloss Gray Finish	\$ 6.54
WB-2	or	9.54
WB2-2	Satin Chrome Finish	19.44

All Items on This Page—Cash Discount 1% except Perfectlite, Daybrite and Alabax 2%

LITECRAFT




3003 - H743



3002 - H742



3005 - H745



3008 - H748



3001 - H741



3011 - H751



3016 - H756

TORPEDO HOOD HI-LITE

Nos.	Description	Each
H600A*	Chrometone Clamp on Bracket PAR38-R-40	150W \$10.04
H601A*	Chrometone Portable W/cord PAR38-R-40	150W 11.46
H602A*	Chrometone 1-Lite Canopy PAR38-R-40	150W 7.82
H602B*	Chrometone 1-Lite Canopy 100A or R-30	75W 7.82
H607A*	Chrometone 2-Lite Canopy PAR-38 or R-40	2-150W 5.92

*Indicates Shades for 150W PAR or R-40.
B Indicates Shades for 100W A or 75W R-30.

ADJUSTO UNITS (NO HOODS)

New Nos.	Old Nos.	Description	Each
H741	3001	Chrometone One Socket Canopy Unit	\$2.94
H742	3002	Chrometone Two Socket Canopy Unit	5.04
H743	3003	Chrometone Three Socket Canopy Unit	7.08
H745	3005	Chrometone One Socket Screw Base	2.52
H748	3008	Chrometone One Socket Clamp-on W/Cord	4.80
H751	3011	Chrometone One Socket Outlet Box Mtg.	2.28
H756	3016	Chrometone Flexible 12" One Socket Screw Base	3.84

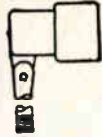
FILTERS

Nos.	Description	Each
H695**	Heat-Resistant Glass Lens (Amber)	\$1.10
H696**	Heat-Resistant Glass Lens (Green)	1.10
H697**	Heat-Resistant Glass Lens (Blue)	1.10
H698**	Heat-Resistant Glass Lens (Ruby)	1.10
H699	Clip on Louver	2.20

**Must have #699 Clip on Louver to hold lens in Torpedo Units.

H6006	6" Stems for 602A	.88
H6012	12" Stems for 602A	1.12
H6020A	Std. W/canopy & Swivel adaptable unit	8.50

STEBER LAMP HOLDERS DIE CAST ALUMINUM



S-300



S-350



S-400



S-302



S-301



S-303

Nos.	Description	Price Less Lamps	
		Each	12 Each
S-300	Medium Base Lamp Holder,	Each	6 Each
S-350	Description same as S-300	\$9.00	\$7.50
S-301	Adapter Box with cover, cast aluminum, tapped 1/2" to mount up to five Lamp		
S-302	Pole Slip Fitter,		
S-303	4" Outlet Box Cover,		
S-400	For 300W PAR-56 80,000 Candlepower Lamp	20.00	...

STEBER "UTILITE" BRACKETS For Indoor or Outdoor Service



Listed by Underwriters' Laboratories For Use with PAR-38 or R40 Lamps

Properly protected with weatherproof gaskets for use outdoors. Base will

serve as outlet box cover or can be mounted on wall or ceiling.

Finished in Ultramel. Six feet of extra flexible cord and cap.

No.	Each	12 Each
2—Less Lamp	\$3.00	\$2.50

STEBER Economical and Attractive PAR-38 or R-40 Lamp Holder Chrome-Plated



S-500



S-501



S-502



S-503



S-505



S-506


Nos.	Type	Each	6 Each
S-500	Med. Base Holder	\$3.00	\$2.50
S-501	Switch Box Holder	1.12	.94
S-502	Y Adapter	1.12	.94
S-503	4" Round Adapter fits 3 1/4"-4" Box	.90	.76
S-505	1-Lamp Mtg. Flange	1.42	1.18
S-506	2-Lamp Mtg. Flange	1.96	1.62
S-507	3-Lamp Mtg. Flange	2.70	2.26



1—100W; 12" x 7"; 2-1/2"; White; Rose; Blue.	6
M-260	Each \$4.34
	6 Each \$3.90



2—60W; 11 1/2" sq. x 5 1/2"; 3"; White; Beige; Rose.	6
M-1081	Each \$4.34
	6 Each \$3.90



1—100W; 12" x 26 1/2"; 3-1/2"; Red & Brass; or Green & Brass.	6
M-1140	Each \$14.60
	6 Each \$13.14



M-1211	1-32W	Each \$15.34	6 Each \$13.80
M-1212	1-32W & 1-22W	25.28	22.74



Instant-start; lamps included in price; Diameter 13". White enamel.

Plain bottom glass. Finish: Chromium.

Nos.	Diam. In.	Depth In.	Lamps	Each	6 Each
M-406	6 1/2	4 3/4	1—60W	\$ 6.60	\$ 5.94
M-408	8 1/2	5 3/8	2—60W	7.94	7.14
M-410	10 1/2	5 1/2	2—60W	10.60	9.54
M-412	12 1/2	5 5/8	3—60W	14.00	12.60
M-414	14	5 3/4	2—100W	18.00	16.20



1—60W; 4 3/4" x 4 3/4" x 7 1/2"; 2"; Chromium.	6
M-700 with CO	Each \$3.94
	6 Each \$3.54



14W fluorescent. 3 1/4" x 18". Extends 3 1/2"; 2-1/2". Chromium.	6
M-328	Each \$8.60
M-329 with CO	9.00
	6 Each \$7.74
	8.10



15W fluorescent. 3 1/4" x 21". Extends 3 1/2"; 3"; Chromium	6
M-338	Each \$9.28
M-339 with CO	9.68
	6 Each \$8.34
	8.70



2—100W Max.; 3"; Terra Cotta; Black; White; Brass trim.	6
M-1067	Each \$4.00
M-1057	1.02
	6 Each \$12.60
	18.90



1—100W Max.; 1-1/2"; Terra Cotta; Black; White; Brass trim.	6
M-1063	Each \$ 8.68
M-1053	11.34
	6 Each \$ 7.80
	10.20



1—60W; 8" x 9"; 1-1/2"; Brass.	6
M-1041	Each \$8.68
	6 Each \$7.80




1—40W; 7 1/2" x 4" x 3"; 1-1/2"; Frosted glass; Brass.	6
M-1021	Each \$8.68
	6 Each \$7.80

All Items on This Page—Cash Discount 2%

**EMERSON-ELECTRIC
PARKER-BLADE FANS**

12 AND 16-INCH FIVE-YEAR FACTORY
OSCILLATORS TO USER GUARANTEE

Equipped with a force-feed continuous system of lubrication; spiral oil grooves in the rotor core and a spiral conveyor keep the oil flowing freely to motor bearing surfaces. Finished in metallic gray enamel on motor and base, blades in satin black lacquer, bright plated guard, blue name plate.



Type 79646

115 Volts—60 Cycles—Oscillating Types

Type Nos.	Fan Size, In.	Speeds	*Air Delv. CFM	Dealers' Prices,		
				List Price, Each	Less Than \$50 Net Value	\$50 or More Net Value
79646	12	3	1150	79.90	54.18	51.84
79648	16	3	1550	89.60	60.78	58.16

* C.F.M.—Cubic feet of air per minute—high speed.

All data and prices subject to change without notice. Prices include Federal Excise Tax.

PATENTED OVERLAPPING-BLADE FANS


Five-Year Factory-to-User Guarantee
EMERSON NEW NORTHWIND

Choice of 10" single speed or 12" two speed. Desk use or mounts on wall. Quiet operation. Quiet type steel blades. Big-breeze capacity.



Type 9450

Type Nos.	Fan Size In.	Air Delv. C.F.M.	List Price, Each	Dealers' Prices	
				Less Than \$50 Net Value	\$50 or More Net Value
9450	10	1500	\$39.90	\$27.06	\$25.90
94646	12	1575	57.90	39.28	37.58



Type 77646

Emerson-Electric 10", 12" and 16" overlapping blade fans move large volumes of air with amazingly quiet operation. Equipped with current-saving capacitor motors, exclusive bearing construction, oil circulation system and finger-tip oscillation. Floor stand fans are adjustable from minimum 3'3", maximum 4'9" floor to center of fan. Friction hinge for tilting up or down. Chuck arrangement with fluted collar for adjusting height of fan.



Type 77648-(Ped.)

Type Nos.	Fan Size	Speeds	*Air Delv. C.F.M.	Dealers' Prices		
				List Price, Each	Less Than \$50 Net Value	\$50 or More Net Value
Alternating Current—Oscillating Desk Fans						
6250-(Bronze)	10"	1	640	\$55.50	\$37.66	\$36.04
6250-(Ivory)	10"	1	640	57.50	39.00	37.32
77646-(Bronze)	12"	3	1150	88.90	61.00	58.36
77648-(Bronze)	16"	3	1700	108.60	73.68	70.52


Adjustable Floor Stand Fans—115 Volts, 60 Cycles

77648-(Ped.)	16"	3	1700	148.10	100.48	96.16
--------------	-----	---	------	--------	--------	-------

*Air Delivery—cubic feet of air per minute, high speed.

All data and prices subject to change without notice. Prices include Federal Excise Tax.

**EMERSON 16" AND 20" TWO-SPEED
ELECTRICAL REVERSIBLE WINDOW FANS**



77648-R-3

Panels permit adjustment from 24" to 36". Extreme quietness of operation. Two speed capacitor type motor. Oversize sleeve bearings. Wool-packed bearings.

Finish: Falcon brown baked enamel with sahara beige wire guard, old gold colored bands. Two-speed pull switch and reversing switch recessed in cabinet.

Nos.	Fan Size	Speeds	R. P. M.	C. F. M.	List Each	Less than	\$50
						\$50 Net Value Each	or More Net Value Each
77648-R-3	16"	2	1050-700	2300-1500	\$119.90	\$ 73.96	\$73.10
76310-R-3	20"	2	1025-525	3700-1900	159.90	105.30	97.50


**EMERSON 20" TWO-SPEED
WINDOW AND UTILITY FAN**

"Two-Speed Turn-a-Bout"

Use as window fan for exhaust or intake—also as floor fan.

Width adjustment 29 1/4" to 38" guards on front and back. Hush treated for quiet operation. Special wound, fan-duty motor with large sleeve bearings. Wool packed reservoirs.

Finish: Two tone falcon brown and beige baked enamel finish with old gold colored trim bands and bright cadmium plated guards.

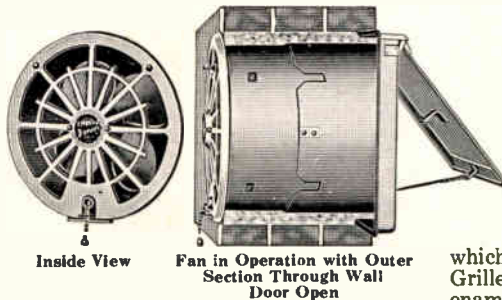


No. 746410-R

No.	Fan Size	Speeds	R. P. M.	C. F. M.	List Each	Less \$50	\$50
						or More Net Value Each	or More Net Value Each
746410-R	20"	2	1050-900	3500-3000	\$114.80	\$75.60	\$70.00

**EMERSON "JUNIOR" 10"
A. C. VENTILATOR
COMPLETE WITH WALL BOX**

Pull Chain Operated



Inside View

Fan in Operation with Outer Section Through Wall Door Open

Square outside frame. Round telescoping sleeve. Adjusts for walls 5 3/4" to 13" thick. Weather-tight outer door. Convenient chain operation. Induction motor 10", quiet-type blade. Easily serviced. Fan attached to grille which hinges, swinging down. Grille finished in White enamel.

No.	Fan Size	Speeds	C. F. M.	List Price Each	Less than	\$50
					\$50 Net Value Each	or More Net Value Each
3550-WB	10	One	800	\$70.40	\$46.36	\$42.92

**FOR EMERSON FANS NOT SHOWN
CONTACT YOUR NEAREST GRAYBAR
OFFICE**

WIRE & CONDUIT DATA

TABLE 1—ALLOWABLE CURRENT-CARRYING CAPACITIES OF CONDUCTORS IN AMPERES

Not More than Three Conductors in Conduit, Cable or Direct Burial (Based on Room Temperature of 30 C. 86 F.)

Size AWG MCM	Rubber		Paper	Asbestos Var-Cam Type AVA Type AVL
	Type R Type RW Type RU Type RUW (14-2)	Rubber Type RH	Thermo- plastic Asbestos Type TA	
	Type RH-RW See Note 4a.		Var-Cam Type V	
	Thermo- plastic Type T Type TW	RHW RHW	Asbestos Var-Cam Type AVB MI Cable	
14	15	15	25	30
12	20	20	30	35
10	30	30	40	45
8	40	45	50	60
6	55	65	70	80
4	70	85	90	105
3	80	100	105	120
2	95	115	120	135
1	110	130	140	160
0	125	150	155	190
00	145	175	185	215
000	165	200	210	245
0000	195	230	235	275
250	215	255	270	315
300	240	285	300	345
350	260	310	325	390
400	280	335	360	420
500	320	380	405	470
600	355	420	455	525
700	385	460	490	560
750	400	475	500	580
800	410	490	515	600
900	435	520	555	...
1,000	455	545	585	680
1,250	495	590	645	...
1,500	520	625	700	785
1,750	545	650	735	...
2,000	560	665	775	840

TABLE 4—NUMBER OF CONDUCTORS IN CONDUIT OR TUBING

Types R, RH, RW, T and TW—600 Volts

Conductor Size	Number of Conductors in One Conduit or Tubing								
	1	2	3	4	5	6	7	8	9
14	1/2	1/2	1/2	1/2	3/4	3/4	1	1	1
12	1/2	1/2	1/2	3/4	3/4	1	1	1	1 1/4
10	1/2	3/4	3/4	3/4	1	1	1	1 1/4	1 1/4
8	1/2	3/4	3/4	1	1 1/4	1 1/4	1 1/4	1 1/2	1 1/2
6	1/2	1	1	1 1/4	1 1/2	1 1/2	2	2	2
4	1/2	1 1/4	1 1/4	1 1/2	1 1/2	2	2	2	2 1/2
3	3/4	1 1/4	1 1/4	1 1/2	2	2	2	2 1/2	2 1/2
2	3/4	1 1/4	1 1/4	2	2	2	2 1/2	2 1/2	2 1/2
1	3/4	1 1/2	1 1/2	2	2 1/2	2 1/2	2 1/2	3	3
0	1	1 1/2	2	2	2 1/2	2 1/2	3	3	3
00	1	2	2	2 1/2	2 1/2	3	3	3	3 1/2
000	1	2	2	2 1/2	3	3	3	3 1/2	3 1/2
0000	1 1/4	2	2 1/2	3	3	3	3 1/2	3 1/2	4
250	1 1/4	2 1/2	2 1/2	3	3	3 1/2	4	4	4 1/2
300	1 1/4	2 1/2	2 1/2	3	3 1/2	4	4	4 1/2	4 1/2
350	1 1/4	3	3	3 1/2	3 1/2	4	4 1/2	4 1/2	5
400	1 1/2	3	3	3 1/2	4	4	4 1/2	5	5
500	1 1/2	3	3	3 1/2	4	4 1/2	5	5	6

The above sizes apply to straight runs or with nominal offsets equivalent to not more than two quarter-bends.

MOTOR INSTALLATION DATA

MOTOR FULL LOAD CURRENT

Average Values for All Speeds and Frequencies

H. P.	SINGLE-PHASE			3-PHASE
	115 Volts	230 Volts	220 Volts	440 Volts
1/4	3.2	1.6
1/2	4.6	2.3
3/4	7.4	3.7	2	1
1	10.2	5.1	2.8	1.4
1 1/2	13	6.5	3.5	1.8
2	18.4	9.2	5	2.5
3	24	12	6.5	3.3
4	34	17	9	4.5
5	56	28	15	7.5
7 1/2	80	40	22	11
10	100	50	27	14
15	40	20
20	52	26
25	64	32
30	78	39
40	104	52
50	125	63
60	150	75
75	185	93

TO SELECT PROPER SIZE FUSE, SAFETY SWITCH OR CIRCUIT BREAKER FOR MOTOR CIRCUIT

Full Load Current Rating of Motor Amp.	Single-Phase, Squirrel-Cage and Synchronous Full-Voltage, Reactor and Resistor Starting			Squirrel-Cage and Synchronous Auto-Transformer Starting, High Reactance Squirrel-Cage			Wire Size Types R, RW, T, and RH	
	Branch Circuit Fuse Amp.	Switch Size	Circuit Breaker Amp.	Branch Circuit Fuse Amp.	Switch Size	Circuit Breaker Amp.	Type T, RW	Type RH
1	15	30	15	15	30	15	14	14
2	15	30	15	15	30	15	14	14
3	15	30	15	15	30	15	14	14
4	15	30	15	15	30	15	14	14
5	15	30	15	15	30	15	14	14
6	20	30	15	15	30	15	14	14
7	25	30	15	20	30	15	14	14
8	25	30	20	20	30	20	14	14
9	30	30	20	25	30	20	14	14
10	30	30	25	25	30	20	14	14
11	35	60	25	30	30	25	14	14
12	40	60	25	30	30	25	14	14
13	40	60	35	35	60	35	12	12
14	45	60	35	35	60	35	12	12
15	45	60	35	40	60	35	12	12
16	50	60	35	40	60	35	12	12
17	60	60	50	45	60	35	10	10
18	60	60	50	45	60	35	10	10
19	60	60	50	50	60	35	10	10
20	60	60	50	50	60	35	10	10
22	70	100	50	60	60	50	10	10
24	80	100	50	60	60	50	10	10
26	80	100	50	70	100	50	8	8
28	90	100	50	70	100	50	8	8
30	90	100	50	70	100	50	8	8
32	100	100	70	70	100	50	8	8
34	100	200	70	70	100	70	6	8
36	110	200	70	80	100	70	6	8
38	125	200	70	80	100	70	6	6
40	125	200	70	80	100	70	6	6
42	125	200	70	90	100	70	6	6
44	125	200	70	90	100	70	6	6
46	150	200	70	100	100	70	4	6
48	150	200	90	100	100	90	4	6
50	150	200	90	100	100	90	4	6
52	175	200	90	110	200	90	4	6
54	175	200	90	110	200	90	4	4
56	175	200	90	120	200	90	4	4
58	175	200	90	120	200	90	3	4
60	200	200	90	120	200	90	3	4
62	200	200	100	125	200	100	3	4
64	200	200	100	150	200	100	3	4
66	200	200	100	150	200	100	2	4
68	225	400	125	150	200	125	2	4
70	225	400	125	150	200	125	2	3
72	225	400	125	150	200	125	2	3
74	225	400	125	150	200	125	2	3
76	250	400	125	175	200	125	2	3
78	250	400	125	175	200	125	1	3
80	250	400	125	175	200	125	1	3
82	250	400	125	175	200	125	1	2
84	250	400	150	175	200	150	1	2
86	300	400	150	175	200	150	1	2
88	300	400	150	200	200	150	1	2
90	300	400	150	200	200	150	0	2
92	300	400	150	200	200	150	0	2
94	300	400	150	200	200	150	0	1
96	300	400	150	200	200	150	0	1
98	300	400	150	200	200	150	0	1
100	300	400	150	200	200	150	0	1
105	350	400	175	225	400	175	00	1
110	350	400	175	225	400	175	00	0
115	350	400	175	250	400	175	00	0
120	400	400	200	250	400	200	000	0
125	400	400	200	250	400	200	000	00

GRAYBAR SPECIALISTS
BACK UP OUR SALESMEN
AND CAN HELP YOU
ON ANY ELECTRICAL PROBLEM.
TRY GRAYBAR FIRST

