

JULY 1986

\$3.00

BME

BROADCAST MANAGEMENT/ENGINEERING

DIGITAL
AUDIO:

Ready
For
Radi? 

Also in this issue:

- TV Stations Compete in Teleproduction
- High-Frequency STLs
- Rebuilding AM Series
- Group-Level Equipment Acquisition
- RTNDA Preview

The PR99 MKII is a fully professional, balanced in/out ATR that's priced perfectly for broadcasters on a budget. Although compact in size, the PR99 MKII scores big on production features, audio performance, and long term reliability.

Help for Deadline Dodgers When deadline pressure hits, the PR99 MKII comes to your rescue with new microprocessor-controlled cueing and editing features: A highly accurate real time counter. Zero locate and address locate to find your cue and stop right on the money. Plus auto repeat for timing and rehearsing. The seconds you save will show in your production quality ... and your blood pressure. Other features include edit mode, tape dump, self-sync, input and output mode switching, input and output level calibration, and front-panel vari-speed. Console, remote control, and monitor panel available as options.

Count on It The Swiss-engineered PR99 MKII has earned its reputation for reliability. From the massive die-cast chassis to the servo capstan motor, every part is milled and drilled

to fit right and stay put. For a long time. Modular electronics simplify maintenance and servicing.


Pure Performance

Purity of sound reproduction has long been a hallmark of Studer Revox recorders, and the PR99 MKII is no exception. Noise, distortion, and frequency response specs rival those of recorders costing far more.

All This for Not Much Competitively priced, the PR99 MKII carries the lowest suggested list price in the under-\$2500 class. For more information, contact your Revox Professional Products Dealer. Find out how easily you can fit the PR99 MKII's balanced performance into your station's budget.

STUDER REVOX

Studer Revox America, Inc., 1425 Elm Hill Pike, Nashville, TN 37210/(615) 254-5651
Circle 100 on Reader Service Card



Fidelipac introduces

6.9% Fixed rate lease purchase program

Finance Dynamax Cartridge Machine equipment below the prime rate with ownership after a lease of up to five years.

- Avoid delay in equipment acquisition
- Avoid capital budget restrictions
- Avoid increases in pricing and interest rates
- Avoid reduction of working capital or bank lines
- Save money

The following examples are computed at the 6.9% rate:

	LIST PRICE*	3 YEAR TERM	5 YEAR TERM
CTR10 SERIES PACKAGE			
CTR13 Mono Recorder	2,270		
CTR11 Mono Reproducers (3 units)	4,125		
ESD10 Eraser/Splice Detector	1,050		
Total	\$ 7,445	\$229.54/mo	\$147.07/mo
CTR30 SERIES PACKAGE			
CTR34 3-Deck Stereo Recorder/Reproducer (1 unit)	4,375		
Total	\$ 4,375	\$134.89/mo	\$ 86.42/mo
CTR100 SERIES PACKAGE			
CTR124 Stereo Recorders (2 units)	\$ 7,620		
CTR112 Stereo Reproducers (6 units)	13,590		
Total	\$21,210	\$653.93/mo	\$418.98/mo

Credit approval requires only three days upon receipt of required references. Prepayment is limited to the first and last months' lease remittance. The user retains all benefits of depreciation and available investment tax credits, and may purchase the equipment at lease maturity for 10%. \$5,000 minimum lease purchase. Fidelipac cartridges and other accessory items may be included in the total package.

**CALL 800-HOT-TAPE TOLL FREE
FOR MORE INFORMATION**



*Prices shown subject to change without notice.

Fidelipac Corporation □ P.O. Box 808 □ Moorestown, NJ 08057 □ U.S.A.
609-235-3900 □ TELEX: 710-897-0254 □ Toll Free 800-HOT TAPE

Circle 101 on Reader Service Card



"Hello, Sony? Merry Christmas. We need help."

(408) 946-9219.

This line is *always* open.

It connects you with Sony Broadcast National Emergency Technical Assistance. A computerized paging network linked to Sony field engineers across the continental U.S..

One call assures that a qualified Sony engineer will get back to you in minutes.

Not hours, not days.

Minutes.

It's only one of the extensive technical support services that come with every Sony Broadcast product. Services that include regional and dedicated technical assistance lines, 24-hour emergency parts service, and the most complete, centralized parts inventory in the industry—everything from systems modules to the humblest faceplate screw.

Round-the-clock technical support. One reason why Sony Broadcast has such a high percentage of repeat customers.

They know that the Sony Standard works.

Nights, weekends and holidays, too.

SONY
BROADCAST



STANTRON

VIDEO CENTER

for • VIDEO PRODUCTION
• POST-PRODUCTION
• EDITING • ENG • EFP

- CABINET CONSOLES
- DESK CONSOLES
- VTR/VCR RACKS
- DUBBING RACKS

STANTRON VIDEO CENTER

Designed for
YOUR VIDEO EQUIPMENT
has modular "add-on"
features that allow
maximum flexibility
and versatility
in designing console
arrangements for
professional, industrial,
communication
and educational
VIDEO CENTERS.

Write or call for **FREE**
VIDEO CENTER CATALOG
200

mailing address: P.O. Box 9158VC
No. Hollywood, CA 91608 U.S.A.
or call Toll Free: 1-800-821-0019
No. Calif. Toll Free: 1-800-821-0020
So. Calif. please call 1-213-875-0800
TWX: 910-493-2177

STANTRON

Unit of Zero Corporation

factory:
6900-6918 Beck Ave.
No. Hollywood, CA 91605

BM/E

BROADCAST MANAGEMENT/ENGINEERING

PUBLISHING DIRECTOR

Charles C. Lenz, Jr.

EDITOR EMERITUS

James A. Lippke

EDITOR

Tim Wetmore

MANAGING EDITOR

Leslie A. Azia

TELEVISION EDITOR

Eva J. Blinder

RADIO/AUDIO EDITOR

Judith Gross

TECHNOLOGY/ENGINEERING EDITOR

Hugh Aldersey-Williams

NEWS EDITOR

Douglas Damoth

COPY EDITOR

Michael D. Espindle

EDITORIAL BOARD CHAIRMAN

David Hawthorne

FCC COUNSEL

Bechtel & Cole

BROADCAST FINANCIAL CONSULTANT

Mark E. Battersby

CREATIVE DIRECTOR

Mark Rogon

ASSOCIATE ART DIRECTOR

Andro Douglas

ASSOCIATE ART DIRECTOR

Raymond Wong

PUBLISHER

William C. McGorry

ASSISTANT TO PUBLISHER

Sharon Porges

PRODUCTION DIRECTOR

Nick Tartaglia

PRODUCTION ASSISTANT

Barbara Mendelsohn

MARKETING SERVICES MANAGER

Arlene M. Peters

MARKETING SERVICES ASSISTANT

Shannon M. Riley

CONTROLLER

John Alinovi

OFFICE MANAGER

Donald Cooke

READER SERVICE

Marla Cipollone

Broadband Information Services Inc.

295 Madison Ave., New York, N.Y. 10017

(212) 685-5320, Telex: 64-4001

Also publishers of:

BM/E's **World Broadcast News**

E-ITV Educational-Industrial Television

ABP
BPA

BM/E BROADCAST MANAGEMENT ENGINEERING (ISSN 0005-3201) is published monthly by Broadband Information Services Inc. BM/E is circulated without charge to those responsible for station operation and for specifying and authorizing the purchase of equipment used in broadcast facilities in the U.S. and Canada. These facilities include AM, FM and TV broadcast stations, CATV systems, ETV stations, networks and studios, audio and video recording studios, telecine facilities, consultants, etc. Subscription prices to others \$24.00 one year, \$36.00 two years. Foreign \$36.00 one year, \$60.00 two years. Air Mail rates on request. Copyright 1986 by Broadband Information Services, Inc., New York City. Second class postage paid New York, NY and additional mailing offices. POSTMASTER: send address changes to BM/E Broadcast Management/Engineering, P.O. Box 6056, Duluth, MN 55806.

The world's smallest wireless system.

And 2 ways to talk to it.

At Camera Mart.

Sennheiser sets new standards for compact portable wireless equipment: pro performance from two units no bigger than a king-size cigarette pack, and a hand-held mike that weighs just a few ounces more.

Specifically designed for use with carrier frequencies ranging from 947-952 MHz, the three units are particularly well-suited for film, TV and sound-reinforcement applications.

All three feature crystal oscillators, recessed controls, battery condition LED indicator, HyDyn® compressor/expander circuitry and sturdy metal construction.

SENNHEISER SK-2012 TVH WIRELESS POCKET TRANSMITTER.

Available in UHF and VHF models

- 46 dB input pad • defeatable limiter.

SENNHEISER EK-2012 TVH BODY PAC WIRELESS PORTABLE RECEIVER.


Two channel capability (one std.)

- adjustable audio level • adjustable squelch.

SENNHEISER SKM-4031 TVH WIRELESS TRANSMITTER.

For use with UHF and VHF frequencies

- ± 10 dB sensitivity pad • wide screen removable for cleaning.



**Sennheiser SK-2012 TVH
Wireless Pocket Transmitter.**

**Sennheiser EK-2012 TVH Body
Pac Wireless Portable Receiver.**



**Sennheiser SKM-4031
TVH Wireless Transmitter.**

**The more you know about audio, the more you can
rely on Camera Mart.**



The Camera Mart, Inc.

456 West 55th Street, New York 10019 • (212) 757-6977

Telex: 275619/FAX (212) 582-2498

305 Vine St., Liverpool, NY 13088 • (315) 457-3703

Sales • Service • Rental


Upgrading Your Facility?



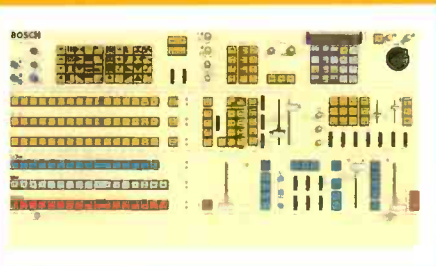
Upgrade your facility with the Bosch Family of audio and video products.



Computer Graphics




Signal Processing



Production Switchers



Distribution Switcher Systems



Cameras



Video Tape Recorders



Film to Tape Transfer

“Bosch for EXCELLENCE”

Product Integrity

Bosch provides you with over 50 years of experience in the video business. Superior quality, excellent service, and expert engineering continue to be the standard for Bosch video products.

BOSCH



**Robert Bosch Corporation
Video Equipment Division**

2300 South 2300 West
P.O. Box 30816
Salt Lake City, Utah 84130-0816
Phone (801) 972-8000

Have you heard the news about the Grass Valley Group 1680 Series Production Switchers?


You never will unless you call
or send the coupon below to your local
Grass Valley Group distributor
or sales representative today.

Grass Valley Group®

A TEKTRONIX COMPANY

STRENGTH YOU CAN RELY ON

Circle 105 on Reader Service Card



**I'D LIKE TO
KNOW MORE**

*about the 1680 Series
Production Switchers.*

NAME _____

COMPANY _____

ADDRESS _____

CITY _____

STATE _____

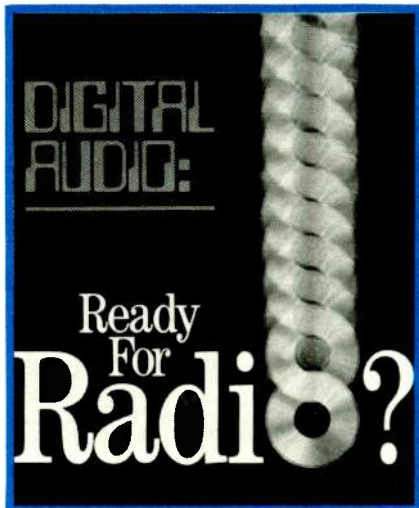
ZIP _____

PHONE _____

OFFICES: New York (201) 845-7988; District of Columbia (301) 622-6313; Atlanta (404) 493-1255;
Chicago (219) 264-0931; Minneapolis (612) 483-2594; Dallas/Fort Worth (817) 483-7447;
Los Angeles (818) 999-2303; San Francisco (415) 968-6680.

Mail to: Grass Valley Group, P.O. Box 1114, Dept. 1680, Grass Valley,
CA 95945 or your local Grass Valley Group distributor.

PVW ONLY



JULY 1986 VOLUME 22/NUMBER 7

Features

BM/E

BROADCAST MANAGEMENT/ENGINEERING



63



77

WILLIAM STRUBE

23 Audio Engineering & Production

Digital Audio: Ready for Radio?

"Digital" has become the catchword of the decade, with stations clamoring to play the latest CD releases. But promotional benefits aside, are CDs and other digital audio systems ready to gain full acceptance in radio stations?... *by Judith Gross, Radio/Audio Editor*

43 RF Engineering

Going Gigahertz!

STLs are taking advantage of newly approved high-frequency microwave bands as well as making more of established bands... *by Hugh Aldersey-Williams, Technology/Engineering Editor*

Broadbanding Your Own?

The drive for technical improvement and the promise of stereo AM radio are bringing renewed attention to antenna broadbanding... *by Hugh Aldersey-Williams*

63 TV Engineering & Production

Engineering in the Client's Interest

From local commercials to elaborate productions, TV stations are making a mark in the competitive teleproduction business... *by Eva J. Blinder, Television Editor*

77 Broadcast Management

Equipment Acquisition at the Group Level

A case study of the planning and management process of a large-scale capital investment in equipment... *by William Strube*

Equipment Is Lead Story at RTNDA Meet

Satellite newsgathering looks to be a hot topic featured at some of the more than 100 exhibits at this year's RTNDA show.

10 Editorial

14 Industry News

Big upswing in sat usage

84 FCC Rules & Regulations

Odds & Ends

88 New Equipment

90 Advertisers Index

Departments

Cover:

Digital audio helps radio with on-air sound, but is analog the true foundation of today's station? Photograph by Bruce Weintraub/Photographic Illustrators.

An Industry Moves Forward

“We do know the industry is currently being driven by manufacturers who are responsive to the industry’s needs and by an excited community of broadcasters.”

The question burns in the minds of broadcasters, and, as always, burns hottest in the months immediately following the NAB convention. The question is: Where is the industry headed? What is also implied here are other questions: Do we, as members of the industry, have control of the direction? Do we have control of the speed and the momentum? And, more immediately, what is in store for the second half of 1986?

In recent months, we at *BM/E* have run editorials on standards and practices; always a matter of concern to a technologically oriented business. This is, of course, due to the pressure that standards committees exert on both the manufacturer and the user (or at least they try to influence these factions) and, secondarily, as a result of the type of thinking representative of manufacturers and other organizations that participate in such committees.

It is essential that overall industry growth be understood, for we are at a crucial juncture. Broadcasting is now entering a stage of maturity. This business, after all, is still a relatively young one. Part of the new maturity is reflected in the positive, upbeat approach of broadcasters, in spite of confusion over standards or difficulties with collective or individual companies. Also part of the maturation process is the support by broadcasters of those manufacturers who are providing useful technology.

Manufacturers themselves are going through changes, experiencing a subtle shifting of efforts. The trend toward fewer engineering-oriented companies and an increase in market-driven companies (with a solid engineering base) is another indicator of our coming of age. Such “rites of passage” developments were in evidence this year around NAB time: NBC’s commitment to Panasonic’s M-II; joint efforts by Sony and Ampex; Philips and Bosch; Philips and Studer; Dynatech forming an umbrella over Utah Scientific, Colorgraphics, and Quanta. All of these events signify a healthy growth in cooperation among companies trying to satisfy market demands with services as well as innovations in software and hardware.

Perhaps the answer to the question “Where are we headed?” will never be answered. We do know the industry is currently being driven there by manufacturers who are responsive to the industry’s needs and by an excited community of broadcasters who wish to take us as far as we can imagine with momentum and control. In view of this, the second half of 1986 looks very bright, and the road to the future seems smooth.

I, as the new editor of *BM/E*, am proud to be a small part of this exciting industry, and I hope to see you down the road somewhere. Let’s have some fun getting there!



Tim Wetmore
Editor



Harry J. Pappas
President
Pappas Telecasting


Comark performance satisfies the most exacting customers...again and again.

Harry Pappas was so impressed with his first Comark "S" Series 220kW Transmitter, he bought a second.

You don't get to be a leader in the independent television broadcast industry by making the wrong decisions about TV transmitters. When Harry Pappas was ready to build his New Super-power station, WHNS-TV in Asheville, N.C., he chose the Comark "S" Series 220kW Transmitter. In Harry's own words: "The transmitter lived up to the promises made by the Comark people...and then some. In terms of performance, specifications and efficiency ratings, I couldn't have asked for more."

Naturally when it came to choosing the transmitter for his next station in Omaha, Nebraska, there was only one choice: Comark's "S" Series 240kW rig.

At Comark, we are especially proud to have gained the confidence of a knowledgeable industry leader like Mr. Pappas. But building superior transmitters is only a part of our story. We continue to work even harder at building a superior transmitter company.



Customer service backed by engineering in depth is Comark's formula for satisfying the needs of the most exacting user.

Services and Equipment that Comark supplies include:

- Klystron UHF Transmitters from 10kW to 240kW
- A complete line of Tetrode TV Transmitters from 1 to 10kW
- Turnkey Installations
- On-site Retrofit Programs
- 24-hour Field Engineering and Customer Service
- RF Transmission Line, Components and Hardware
- Site Surveys

Whether your requirements are simple or complex, Comark stands ready to professionally satisfy your needs. Call (215) 822-0777 or write Comark, P.O. Box 506, Route 309 and Advance Lane, Colmar, PA 18915.

COMARK

Circle 106 on Reader Service Card

**This September,
Panasonic® will deliver
the 1/2" format that's
every inch a broadcast
quality system.**

MII

Panasonic introduces the M-II format. It's the first metal particle cassette-based system with features that allow single-format broadcasting from field pickup right through editing and on-air broadcast.

One format, one system. M-II single-format capabilities eliminate the time, cost and performance degradation of format conversion. So the same compact 1/2" cassette that's used in the field can be loaded right into the studio recorder or cart machine.

Advanced component analog design. With the introduction of M-II, the broadcast industry finally has a component format that will set a design standard throughout the world.

1" picture quality on 1/2" cassettes. By using separate heads, independent recording tracks and metal particle tape, M-II's performance rivals that of the 1" C Format even through multiple generations.

Four-channel audio. Delivered with provisions for stereo as well as high-fidelity audio.

90-minute recording and playback. M-II's cassette provides up to 90 minutes of operation. Compare that to the conventional 20-minute cassette, and you'll find yourself shooting four times longer before having to stop to reload. And M-II plays back four times longer in the original format.

Full editing capabilities. Whether it's video and audio editing, audio split editing, automatic pre-roll or speed trimming for matched frame edits, M-II is the one for all.

System interfacing. Standard edit control interface and video signal format combine to enable ready connection with virtually all systems in use today.

Ideal for automation. M-II can be used in cart machines and program delays for automated down link recording.

Panasonic reliability. Recognized as a leader in professional electronics, Panasonic performance and dependability are at the heart of the M-II system.

Built-in economy. No expensive format conversions or extra space required for extra equipment makes M-II an investment that will pay for itself.

To discover the 1/2" format that's about to turn all others into recorded history, call 1-201-348-7671. Or write: Panasonic Broadcast Systems, One Panasonic Way, Secaucus, NJ 07094.

Panasonic Broadcast Systems



Media Events Go Global via Satellite

Broadcasters and corporations alike are capitalizing on the availability of international satellite feeds. Two recent occasions showed how.

The first event formed part of the Coca-Cola centennial celebration. On May 8, satellite feeds handled on Intelsat, Brightstar, and Western Union systems were coordinated to allow choirs in five continents to be heard together live.

The problem of different "satellite bounce times" had to be overcome to achieve synchronization of the voices in the singers around the world. Tests well before the event were ruled out because of possible routing changes in the satellite hops.

Instead, engineers sent a beat pattern along five sets of two wires to the five continents' choir locations immediately beforehand to determine the length of the delay, which could be up to two seconds. With this information, the choirs started at slightly different times to achieve the desired effect heard in Atlanta.

The second event was the Sport Aid benefit held on May 25 to raise funds for African famine relief. In this case, simultaneous live feeds were handled from 13 sites around the world and transmitted as a single telecast shown in 50 countries.

Eight video signals were fed to London. These pictures were then sent to program directors at NBC in New York using a "quad machine" to allow all eight pictures to be sent on only two channels.

Call for 1986 Best Station and Facility Design Competition Nominations

The Best Station and Facility Design Competition, which appears each year in the December issue of *BM/E*, is the industry showcase for recently built or renovated stations and teleproduction facilities. If you would like to see your station or facility featured in the competition, send the name of the person to whom the application package should be sent, address, and telephone number to *BM/E*, 295 Madison Ave., New York, NY 10017, or call (212) 685-5320. Please send requests for application packages by the end of August. Winners are decided by readers' votes and receive awards at a presentation ceremony during the NAB convention.

Three hundred or more live shots will be relayed by Conus Communications to its member stations. They will go through its Ku-band satellite news master control center in Minneapolis, recently doubled in capacity at a cost of \$300,000.

"This aggressive expansion allows Conus to offer more communications packages simultaneously



and monitor more satellites," says vice president and general manager, Chuck Dutcher. The expanded center will coordinate ten half-transponder videos on the SBS-3 and K-2 satellites. Six stations anywhere in the U.S. will be able to go live or feed tapes at the same time, claims Conus. Four other half-transponders are for other SNG uses, including partial or complete newscasts.

When the director had selected the required feed, the channel would switch to carrying that signal



The Sport Aid control room in New York, showing feeds from around the world, including some on split-screen "quad machines."

only. According to Brightstar, Sportaid was the first occasion at which this split-screen feed was used.

At NBC, the eight London feeds joined eight other feeds from around the world. In all, 23 transponders on 15 satellites—both international and domestic—were used over a three-hour time window. All but one of the feeds were on C-band.

According to the production organizers, more video signals were sent by satellite at one time for this one event than ever before. More than one billion televisions are believed to have received Sport Aid coverage.

Visnews International coordinated the feeds on both occasions. Producers for the Sport Aid broadcast were Global Media, and for the Coca-Cola birthday party, C. Henning Studios in Atlanta.

Swearing by Satellites

The satellite and production records set by these events won't last long however. On July 3, 20,000 new Americans were sworn in live

The Midwest Edge

Advanced Satellite News Vehicles from The Leader in Mobile Television Communications

From 4-wheel-drive ENG units to 45-foot mobile production vans – Midwest has built more broadcast vehicles than anyone. And as a leader in the RF industry, we've supplied hundreds of satellite systems across the country. Midwest is using this experience to produce the most efficient, versatile Satellite News Vehicles available. All engineering and construction are done under one roof, allowing the fastest delivery in the industry. And with over 30 offices, Midwest has the most complete service network offered by any Satellite News Vehicle supplier.

The S-25 is equipped to handle any situation, with onboard power, editing and microwave communications capabilities. The 2.4M antenna's deployment system is in full compliance with the latest FCC radiation regulations. And the unique antenna stowage system virtually eliminates snow and ice accumulation. The SCR-25 communications package, developed by Midwest, utilizes Bandedge digital carriers which allows encrypted communications between a remote or base station and the ability to access any satellite, any transponder, any frequency. Stay on the leading edge of competition, with a Satellite News Vehicle from the leader in broadcast communications – Midwest.

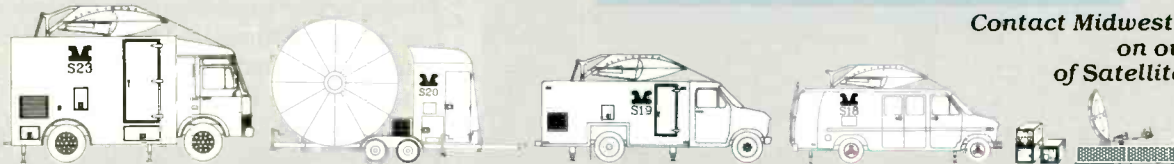


Unique Antenna Deployment System Reduces Radiation Hazard




Antenna stowage system virtually eliminates snow and ice accumulation.

Contact Midwest for information on our complete line of Satellite News Vehicles



Cincinnati OH 606-331-8990	Toledo, OH 419-382-6460	Grand Rapids, MI 616-796-5238	Nashville, TN 615-255-2801	Kansas City, KS 913-469-6810	Roanoke, VA 703-980-2564	Washington, D.C. 301-577-4993	Tampa, FL 813-885-9308
Columbus, OH 614-846-5552	Pittsburgh, PA 412-364-6780	Louisville, KY 502-491-2888	Knoxville, TN 615-687-9515	Atlanta, GA 404-875-3753	Charlotte, NC 704-399-6336	Baltimore, MD 301-665-9323	Orlando, FL 305-898-1885
Dayton, OH 513-435-3246	Indianapolis, IN 317-872-2427	Lexington, KY 606-277-4994	Bristol, TN 615-968-2289	Virginia Beach, VA 804-464-6256	Raleigh, N.C. 919-850-9811	Miami, FL 305-592-5355	New Orleans, LA 504-542-5040
Cleveland, OH 216-447-9745	Detroit, MI 313-689-9730	Charleston, WV 304-768-1252	St. Louis, MO 314-569-2240	Richmond, VA 804-262-5788	Greenville, S.C. 803-226-9259	Jacksonville, FL 904-272-8832	



MIDWEST
Communications Corp.

One Sperti Drive
Edgewood, KY 41017
800-543-1584
(in KY 606-331-8990)

Circle 108 on Reader Service Card

via satellite as part of the Liberty Weekend Celebrations in New York.

Thanks to the latest satellite technology, recent arrivals had the chance to experience the feelings of past generations of immigrants as they passed the statue on their way to Ellis Island.

About four hundred new citizens were sworn in by Supreme Court Chief Justice Warren

Burger on Ellis Island itself. Up to 40,000 others, in cities around the country, took the oath remotely. For those new Americans in four special locations—Los Angeles, St. Louis, Washington, DC, and Miami—the swearing-in ceremony was live by satellite.

ABC, which obtained the network exclusive for the event, worked with the Immigration and Naturalization Service and entre-

preneur David Wolper, of Los Angeles Olympics fame, himself a one-time TV producer, to ensure the satellite linkup went smoothly, allowing the Justice's voice to be heard by all the participants and synchronizing the singing of "God Bless America" following the swearing in.

There were other satellite services in on the act, as well. According to Kelly Shannon at Conus Communications, 16 of its member stations were slated to send crews to the event, four of those—WBAL-Baltimore, WCVB-Boston, WCSC-Charleston, WTAE-Pittsburgh—with Newstar trucks. The Pittsburgh station and WTVJ from Miami, one of the cities involved in the satellite ceremony, were to originate their newscasts from New York for the entire week. Two of the trucks were to be located on Governor's Island, with one in Battery Park and one on Long Island linked by Ku-band to Manhattan.

In related satellite news, Associated Press and Conus have announced the formation of a joint venture for a Washington video news feed service. The service, "TV Direct," will be available to all TV news operations and will be up and running by next month, says AP.

"TV Direct" will comprise live and taped video news feeds of Washington events provided by Conus's Washington Direct SNG facility, on-location local stories reported by AP staffers, and Videographs, AP's video-format news photograph service.

Radio '86 Lures Engineers

Now that the NAB has taken over the September Radio Convention, there's been a whole-hearted attempt to draw more engineers to the show, which has traditionally concentrated heavily on programming and management.

The number of engineering sessions has been doubled and they are now being handled by the NAB's Science and Technology Office. Topics slated as subjects of sessions include "AM



Timesaver

telcom research

TCR 680

The TCR 680 SMPTE Time Code Reader/Inserter

Here's the perfect time and worksaving way to make a copy of your master tape — with time code displayed in the picture for efficient off-line edit decision-making.

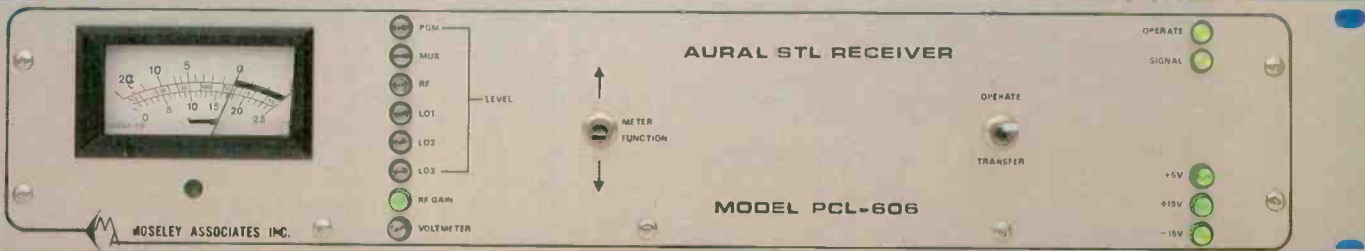
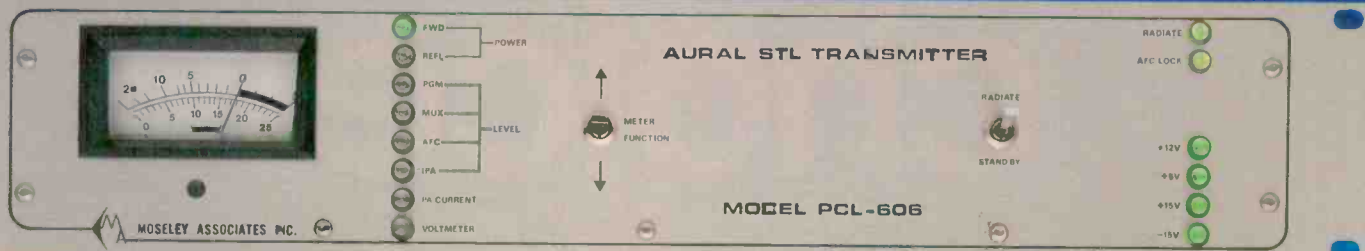
Its highly portable design makes the TCR 680 ideal for all location work, and an invaluable tool for precise editing.

Don't waste time! Call us for the name of your local dealer. The TCR 680. It's about time.

telcom research

1163 King Road, Burlington, Ontario, L7R 3X5 (416)681-2450

Circle 109 on Reader Service Card



The Moseley PCL-606/C. Totally Transparent.

You're scrupulous about quality.


You're running digitally mastered compact discs.
You've bought the best consoles you can afford. Your

processing equipment is state-of-the-art. Your
transmitter is as clean as a whistle.

Don't compromise now!

Deliver your signal with the only STL that's totally
transparent. The composite stereo PCL-606/C. Or the
mono PCL-605.

Find out why Moseley STLs outsell all others in
every major market. Contact Moseley Marketing, or
your Authorized Moseley distributor.



PCL-606/C Transmitter.
Top cover removed. Note easy access to all
critical adjustments and modules.

Moseley Associates, Inc. • 111 Castilian Drive
Goleta, California 93117 • (805) 968-9621
Telex: 658-448 • Cable: MOSELEY
A Flow General Company

Moseley

Circle 110 on Reader Service Card

Dealers' choice!



JVC's CR-850U Editing VCR. It's the one video dealers choose when selecting VCRs for $\frac{3}{4}$ " editing.

On-line systems. A-B roll systems. Off-line systems. Remote vans. Rental departments. Newsroom editing. Computer graphics. Animation systems... Just a few of the applications where customers need the best, and dealers choose the CR-850U to make sure they get it.

Why the CR-850U? Excellent picture quality: the result of an increased S/N ratio, Y-688 dubbing, special noise reduction circuitry. Fast, accurate editing: the benefit reaped from the direct drive tape transport system and the separate SMPTE time code address track.

The new front load, rack-mount design with parallel and serial remote control capability allow easy interface with existing and new edit systems. Built-in self

diagnostic circuits with front panel test points speed maintenance and adjustments.

Dealers' choice, yes! But the odds are always in your favor, whatever your application, with the JVC CR-850U.

See your JVC Professional Video Dealer today or, for literature call toll-free:

1-800-JVC-5825

JVC COMPANY OF AMERICA
Professional Video
Communications Division
41 Slater Drive
Elmwood Park, NJ 07407

JVC CANADA,
Scarborough, Ontario

JVC

Improvement," at which time a report on overmodulation and the NRSC draft voluntary standard for preemphasis are to be presented, along with a progress report on controlling electrical interference.

Other topics for engineers are new ideas for using AM stereo, FM upgrades and the new FMX system, directional antenna maintenance, grounding tips and techniques, strategies for lightning, FM antennas, studio design, and RF radiation regulations. Of special interest should be a session on new studio technology, including such topics as digital audio, CDs, and digital editing.

Digital audio, overall, is expected to be an especially hot item at the show, with the new CD "jukebox" or multiple-disc players taking center stage. Music syndicators will also no doubt have more offerings on CD.

Besides trying to lure more engineers to the show this year, the NAB will be repeating some of last year's efforts to get attendees onto the exhibit floor. Last year's successful lunch served alongside the exhibit booths will be repeated.

The show will be at the New Orleans Convention Center from September 10 to 13.

New AM Band Plans Proceed

Although it will be several years before the first stations are on the air, countries in this part of the world are expected to begin clearing 100 kHz of the AM spectrum of nonbroadcast services to make way for new allotments between 1605 and 1705 kHz.

A Western Hemisphere planning conference on the extended band held this spring generally went along with U.S. delegation recommendations. Allotments will be based on 1 kW of power with a nondirectional antenna on the border, and on 10 kW with a directional antenna 200 miles or more from a border. Technical standards will be the same as those now in force for the AM band in this country.

A second meeting on widening

the spectrum is not scheduled until 1988. It is estimated that some 500 stations could be added to the spectrum, with the first ones signing on by 1990.

Complex Satellite Links Deliver Goodwill

Before any of the competition got under way at the Goodwill Games in Moscow this month, Turner Broadcasting was setting a record.

As a broadcaster from an Intelsat signatory nation, Turner was able to link up to Russia's Intersputnik Statsionar 4 satellite (a nonsignatory) to transmit the games from the Soviet Union to Atlanta.

To present 129 hours of television to audiences in North and South America, including U.S. syndicated stations and cable systems, Turner had to arrange links to several sat-



RON SCHILLER ASSOCIATES
BROADCAST SYSTEMS CONSULTANTS
140 COUNTY ROAD TENAFLY, NJ 07670
201-568-1552 201-567-9279

**Engineering
for today and tomorrow.**

Radio
Television
Post Production
Multi-Media

Business Analysis
Market Analysis
Project Planning
Facilities Design

Operations Effectiveness

Cost Control
Transmission Quality
Technical Efficiency

New Technologies

Transmission Systems
Control Systems
Data Management

**Projects impact the bottom line.
Shouldn't you ensure
they have a profitable impact?**

ellites in both NTSC and PAL. (SECAM signals from cameras in Moscow were converted at the Ostankino international broadcast center.)

Compounding the complexity of the games was additional coverage of an international basketball tournament taking place at seven venues in Spain. In the Soviet Union, 20 venues were in use from Moscow to the Baltic Sea. Turner had mobile vans on-hand for special interviews to augment the Soviet TV feeds from the arenas.

According to Jim Kitchell of Turner Broadcasting, to get the waiver to use Intersputnik required negotiations involving the FCC, U.S. State Department, Comsat, and Intelsat. After examining all the alternatives and recognizing that Station 4 was to be a backup link, approval was granted for the duration of the games. "We've cleared a total of 23 circuits between the U.S. and the

USSR," a weary Kitchell reports.

GE-RCA Merger Progress

The FCC has paved the way for completion of the \$6.46 billion GE takeover of RCA. The commission has authorized transfer of all units, including NBC, to GE. The commission also approved short-form transfer of NBC from RCA to a newly created separate division of GE, which had promised to keep the network operation independent of the rest of the company.

GE has an 18-month waiver to comply with cross ownership rules and will sell radio stations in New York, Chicago, and Washington. There's speculation that the loss of those major markets could prompt sale of the entire NBC Radio Network.

The FCC acted quickly on the proposed takeover, which was announced last December. GE said the purchase deal could be closed as early as this month.

TEAC Chooses DASH

In the relatively quiet war between digital audio recording standards, there is one more supporter in the DASH format.

Teac has said it will use the DASH format for its digital multitrack and two-track mastering recorders. The company plans a DASH digital recorder to be marketed next spring.

Teac joins Sony, Matsushita, and Willi Studer AG, in supporting the DASH format.

Mitsubishi, Otari, and AEG have come out in favor of a competing format, the PD or pro-digital mastering format. Mitsubishi and Otari both have digital recorders in this format, with a pro-digital introduction by AEG also slated for next year.

Teac says it selected DASH because of customer acceptance, technical standards, and flexibility, and because of its similarity to analog recording.


6119 THE TINY PROFESSIONAL WITH INCREDIBLE MUSCLE

OPTIONS

- SERIAL AND PARALLEL CONTROL MODULES FOR FULL EDITOR CONTROL Model 6045
- RGB CHROMA KEYS/COLOR BAR GEN. Model 6404
- INTERCOM Model 6404
- STEREO AUDIO FOLLOW Model 6800

PRICE

6119 \$2690.
Serial Editor Interface \$2850. (Additional)




STANDARD FEATURES

**AUTOMATIC WIPES AND MIXES (GPI TRIGGERABLE)
MASTER FADE TO BLACK, TWO KEYS, MIX TO KEY OVER WIPE**

- 12 PATTERNS
- BORDERED WIPES
- VARIABLE SOFT EDGES
- JOYSTICK POSITIONER
- BLANKING PROCESSOR
- TEST MODE (FOR SYSTEM TIMING)
- GENLOCK SYNC GENERATOR
- 4 BLACK BURST OUTPUTS
- DOWNSTREAM KEYS
- FULL COLORIZER
- AUTOMATIC PREVIEW
- TWO FADER ARMS

CROSSPOINT LATCH CORP.

95 PROGRESS STREET • UNION, N.J. 07083
Country Code 1 • (201) 688-1510 • TELEX 132850



WHEN IT'S TIME TO INVEST in routing switchers or distribution amplifiers, look no further than Videotek. Our terminal equipment line, diverse enough to satisfy your specific needs, offers the built-in Performance you demand, and the field-proven Reliability and Delivery-in-Days you expect from Videotek . . . all at a price that will make you relax.

Everything considered, your choice is easy.



VIDEOTEK INC.
PROGRESS BY DESIGN

243 Shoemaker Road, Pottstown, PA 19464, (215) 327-2292, TWX 710-653-0125, 9625 North 21st Drive, Phoenix, AZ 85021, (602) 997-7523, TWX 910-951-0621.

©Videotek - 1986

Circle 114 on Reader Service Card

RELAY-ABILITY

The McCurdy VAS-100 10X1 Switcher is all-electronic solid state switching at its best!

Whatever you're looking for in broadcast quality audio/video switching – advanced design, superior performance, ease of operation – you'll find it here. And more.

Your operators will appreciate the host of convenience features. 10X1 video/2 audio switching and tally relay output (both user specified). Serial

remote control board. Standard memory retention.

One panel control of multiple switchers. Integral local relegendable pushbuttons. Loop thru video inputs. Bridging audio inputs. And compact single unit housing.

You'll like the competitive pricing, cost-efficient operation, ease of expansion and low maintenance.

The McCurdy VAS-100 10X1 Switcher. The Switch Hit of 1985.



McCurdy

McCurdy Radio Industries

108 Carnforth Road, Toronto, Ontario, Canada M4A 2L4 Tel: (416) 751-6262 Telex: C6-963533
1051 Clinton Street, Buffalo, New York 14206 Tel: (212) 772-0719
In Europe: Seltech International, Rose Industrial Estate, Bourne End, Bucks. SL8 5AT England
Tel: (05285) 29131 Telex: 848960

Circle 115 or Reader Service Card



DIGITAL AUDIO

Ready for Radio?

"Digital" has become the catchword of the decade, with stations clamoring to play the latest CD releases. But promotional benefits aside, are compact discs and other digital audio systems ready for full acceptance into the radio station?

By Judith Gross

It's almost impossible to talk about state-of-the-art audio without using the word "digital" these days. It was only a matter of time before techniques perfected in the music recording studio, along with consumer demand for the compact disc, made the benefits of digital sound something for radio stations to explore. No surprise then, that "digital" was the most bandied-about word at this year's NAB show. And no surprise that radio engineers appear ready, and some of them eager, to be wooed into the digital camp.

But not so fast. While many stations are playing CDs and promoting them on-air, and while no less than some two-dozen radio equipment suppliers were marketing digital audio products in one form or another at this year's NAB show, some serious concerns about the state of the technology, especially its suitability to the typical radio environment, still remain.

The search for hardware

There are still only a few companies manufacturing players for the pro market. This has forced

stations to use consumer models, sometimes with disastrous results. A major market announcer was recently chagrined when the station's player malfunctioned in the middle of a song, and it appeared to turn him, at least temporarily, against CDs as a reliable music source.

Two CD player manufacturers are no longer competing with each other for radio station business. At this year's NAB, Studer Revox and Philips joined forces, deciding that Studer would market both the Studer A725 CD player and the Philips LHH 2000 professional

Audio Engineering & Production

Digital Audio

CD player system in the U.S.

Dave Bowman, director of professional dealer products for Studer, says he sees a transition among radio stations away from the consumer models they were first using and towards acceptance of professional players. The reasons reflect the industry's specialized needs. Cueing is probably the most important function desired by stations. The Philips model uses a "flywheel," a separate panel with a round disc that can cue a CD cut up to its exact start time, much as the on-air talent would cue up a vinyl recording. The Studer player uses a pair of forward and reverse skip buttons, which sample the audio in small increments for cueing. The Studer unit is rack-mountable; the Philips, a table-top design.


Both the Studer and Philips pro models are considerably more expensive than consumer CD players, with the Studer selling for under \$2000 (pricing on the Philips players is not yet available). But the units are more durable and reliable than consumer units, withstanding stations' constant and not always gentle use.

Sony has also had a CD player for the professional market available for some time. Michael Feniello, marketing and administration manager for professional audio products, says that when the pro player was first introduced, it was ahead of its time.

"The radio market is still determining its needs in CD players," Feniello points out. "There will no doubt be refinements as the needs become more clear to the users."

Sony is marketing its CDP-3000 player in tandem with its CDS-3000 controller for two players. The player uses searchwheel cueing to find time codes and can cue to start times. Feniello says both units are durable and feature simple controls. The players are made to be controlled remotely from the controller or a PC, and the controller can preprogram start times for cuts to be played.

Sony is satisfied that the products meet the current needs of ra-



Philips LHH 2000 CD players have a controller and "flywheel" for cueing; Studer now markets them in the U.S.

dio broadcasters for on-air and production enough to allow their acceptance into stations anxious to "go digital" quickly. The player costs \$2100, and the controller, \$1200.

For automated or semiautomated stations, there is a new approach to CD play—the multidisc changer, or "jukebox," which Sony and at least one other company are marketing to stations (see "Borrowing from the Jukebox" in this issue).



In addition to the Philips CD player, Studer continues to market its own high-end A725 player.

One additional hardware offering is a new product from Straight Wire Audio, the CDque. It's basically a consumer CD player that has been specially modified for broadcast use. However, it offers a compromise in price between the consumer and pro models.

Bill Sacks, president of Straight Wire, says the CDque is the most popular product the company has made. It offers cueing within milliseconds via a rollback to the beginning of the cut as defined by



Straight Wire Audio's CDque is a specially designed player that offers precise cueing and meets broadcaster's needs.

the disc's index codes. A cue button will "walk" through the cut to find the actual desired start point.

One function that will please broadcasters is the ability to alter the "speed" of play—either faster, as many "top hits" stations do, or more slowly, for production applications.

Some stations eager to begin playing CDs will continue to buy the cheaper consumer players initially, and, even with the addition of an amp needed to boost the gain for on-air and the subsequent increase in S/N ratio, a station can probably still get a -80 dB S/N from a consumer model and have the benefits of digital as well.

But companies marketing CD hardware to broadcasters are looking for increased interest as the idea of the digital radio station catches on. Still to be solved, however, is the problem of getting music on CD that is tailor-made for radio, and that has become a software consideration.

Where are the CDs?

The one overwhelming problem that radio stations currently face when they decide to start playing CDs is their scarcity, especially in a form suited to individual music libraries. On cart, music can be sped up, shortened, and cued to a tight start. On records, music is acquired with little or no expense—since record companies still promote new releases on vinyl—and cueing records is a simple and time-honored radio tradition. Tape libraries from music syndicators, meanwhile, solve the custom needs of the station as well as adding automation capabilities where desired.

The story is different with CDs. There are still only a handful of pressing plants in operation, and most music masters must be "prepped" for CD recording. Then there is the matter of cueing.

Different discs have different access times, and different CD players operate at slight variations in speed. In addition, finding a specific cut on a disc is often difficult. If a station buys CDs off the record store shelf, there's no way

TEN REASONS TO CHOOSE THE NEW WESTAR CONSOLES FOR VIDEO/TV/FILM:

1. NEW DESIGN. State-of-the-art design for stereo and multitrack production.

2. EXPANDABLE. Available from 16 inputs up to 80 inputs, now—or later. The Westar frame is even field-expandable.

3. AUTOMATION. IDF Intelligent Digital Faders with three levels of automation. Field retrofitable.

4. INTERFACING. Easy interface with video editing systems and TV facilities.

5. CHOICE. Easy interchange of three types of eq. alizers and three types of microphone preamplifiers, in the studio.

6. FLEXIBLE. Console layout and patch-bay location may be custom ordered without custom pricing.

7. COMPUTER CONTROL. Optional micro-processor controlled input/output stereo routing/mixing switcher.

8. SUPPORT. Regional service centers for quick and courteous support. New York City, Nashville, Los Angeles, and Toronto.

9. MADE IN USA. Engineered and manufactured in the United States by Quad Eight as a member of the Mitsubishi Pro Audio Group in their new 45,000 square foot Los Angeles facilities.

10. DEPENDABLE. Under the \$8 billion strong Mitsubishi Electric umbrella, Quad Eight is the most solidly backed of all professional console makers.

For more information, please call or write.



The Westar 8300 Series at Hanna-Barbera Productions, Hollywood

WESTAR 8000 SERIES

by **quad eight**

8100 Series • TV Stereo

8200 Series • Video Sound Post Production

8300 Series • Film Sound

 **MITSUBISHI PRO AUDIO GROUP**

DIGITAL ENTERTAINMENT CORPORATION

Headquarters: 225 Parkside Drive, San Fernando, CA 91340 • Phone (818) 898-2341 • Telex 311786
New York: Suite 1530, 555 W. 57th Street, New York, NY 10019 • Phone (212) 713-1600 • Telex 703547
Nashville: 2200 Hillsboro Road, Nashville, TN 37212 • Phone (615) 298-6613
Canada: 363 Adelaide Street E., Toronto, ONT. M5A 1N3 • Phone (416) 865-1899
United Kingdom: 1 Fairway Drive, Greenford, MIDDX UB6 8PW • Phone (01) 578-0957 • Telex 923003

Circle 116 on Reader Service Card

Audio Engineering & Production

Digital Audio

to customize the music to specific needs. Then, too, there is some music that will probably never appear on CD. And even if CD production for consumers begins to boom, the radio market is considered too specialized for most pressing plants, which would rather concentrate on the mass market.

But even while CD production currently lags behind schedule, there are signs that the picture will change drastically over the next year or two. There are several CD plants currently under construction, with a projected 20 plants to be operational in the near future.

That still leaves the question of catering to radio's custom needs, but suppliers eager to fill this specialized market demand are beginning to emerge as well.

Kady Morant of Digital Programming Inc. believes that some 15 percent of radio stations are ready to embrace CDs today and another 30 percent, which include

a mixture of both automated and live stations, will be readying themselves for CDs in the near future.

DPI was the first company to come forth with the idea of customized music libraries on CD that incorporate automation encoding right onto the disc. The encoding, which involves a cue tone, allows for automated control of CD players via large radio automation systems, solves the problem of cueing to different start times, and includes a database about the music, as well.

DPI is currently producing its first format, a rock library that extends back into the 1950s, and will tackle a country format next. After that, Morant says, there will be some production in other more specialized formats, as well as custom libraries requested by stations.

"We entered the field early and developed ongoing relationships with several plants," notes

Morant. "The plants are being selective; they want ongoing relationships and are interested in short runs." DPI is projecting continued production of its disc libraries, with not more than 2000 copies of any one CD. The company is also interested in working with other syndicators who want to produce libraries on CD.

"We'd be giving syndicators a better tool, so all of their time doesn't have to be taken up with tape maintenance and they can concentrate on what they do best, which is programming." She says there has been interest in the company's music libraries from "about 1000 stations."

Broadcast Electronics featured a working model of DPI's disc incorporated into its automation system at this year's NAB, where, Morant noted, "CDs were going gangbusters." She expects that the development of multiple-disc players for the pro market, plus advances in CD mastering, such

Borrowing from the Jukebox

About two years ago, the Japanese Karaoke box, a CD jukebox, was brought over to see if there was any interest in the professional audio market. It was greeted with a great big yawn.

But in the last few years, CDs have started to become accepted into radio stations, and the idea of a multidisc changer, similar to a jukebox, started to seem like a good idea. It would be especially suited to automated stations.

There are two systems being marketed to radio stations: one from Sony that handles 60 discs, and a joint product by Sono Mag and Allied Broadcast that handles 100 discs.

The Sony CDK-006 disc changer is designed for external microprocessor control via a proprietary Sony interface. It houses the 60 CDs in detachable storage trays, and the maximum change time between discs is 16 seconds. It uses timecodes on the disc to cue to the "start" as defined by the producer, but software could be written to cue the discs differently. They would have to be written for each disc, or cut, however, or have some set prefadeout relating to the timecodes. The 60-disc changer has dual phono outputs and features self-diagnostic capability. It will be available in late summer and retail at a price that stations will find attractive in comparison to large cart automation systems: \$3500.

The Auditronics' CD Multi-Play System developed by Sono Mag and Allied holds 100 CDs and offers random access to any CD at any given cut on the disc. It operates via a microprocessor-controlled systems.

A key advantage of this "jukebox" type of player is

that it will cue up to the actual start of the audio. Steve Sampson, executive VP of Sono Mag, says the player searches the disc for anything above -60 dB and cues to that point as the start. He reports that out of several thousands of CD cuts, there has been only one case where extraneous noise before the actual start of the music falsely triggered the system. The system has an internal memory into which nine cuts can be preprogrammed. The multiplay system can be connected to Sono Mag's Programmer, which could accommodate up to four players in full audio or live assist.

There are a few other bells and whistles included in the Sono Mag/Allied system. It will send back the running time in minutes and seconds of cuts as it plays by reading it off the disc directory and displaying it on a terminal. It can be programmed to switch to the next selection at a predetermined "time before" the end of the cut, and the companies are looking towards incorporating a "faster play" option for stations that speed up cuts. The Audiometrics unit sells for \$3495, and Sono Mag is offering a special deal on two 100-disc players and its Programmer for \$9995. The Programmer can handle a total of six CD players, four of which can be the 100 disc systems.

It's important to note that because of the access times of multiple disc changer/players—16 seconds in the Sony and a worst case of 28 seconds in the Audiometrics—radio stations will most likely need to buy at least two systems for quick cueing of segues. But even the purchase of two complete systems costs less than large cart automation systems.

NEW

Vega PRO wireless at an affordable price.

Cetec Vega's famous high-quality "PRO" wireless microphones are now available in new, highly affordable versions. Enhance your sound installation with the new PRO 1-B and PRO 1-H systems. Ideal for all of your professional audio applications, these systems are great for broadcasting and entertainment applications, as well as for use in audio-visual systems for industrial seminars, church and school sound systems, etc.

The PRO 1-B system consists of the Model T-37 bodypack transmitter and Model R-31A receiver. The PRO 1-H system consists of the Model T-36 hand-held transmitter and R-31A receiver.

Both systems feature DYNEX®II, Cetec Vega's advanced audio processor for the highest signal-to-noise ratio, widest dynamic range, and most natural sound.

R-31A PRO Receiver

The R-31A PRO receiver features two easy-to-read LED bargraph displays—one for RF signal level and the other for audio level. The receiver is extremely sensitive, highly selective, and very stable. Either line-level or mic-level outputs may be selected through the rear-panel XLR connector. Line-level output is also available from the rear-panel terminal strip. The receiver can be powered by either AC or external DC.

T-37 PRO Bodypack Transmitter

The T-37 PRO bodypack transmitter accepts all positive-biased and most negative-biased electret lavalier mics via an easy-to-use mini 4-pin XLR connector. Conventional panel-mounted mic on/off and recessed power on/off toggle switches are featured. The ultra-rugged case stands up to hard use.

T-36 PRO Hand-Held Transmitter

The T-36 PRO hand-held transmitter uses the popular Electro-Voice BK-1 ("Black Knight") condenser element with an attractive black wind-screen. Housed in an attractively contoured black case, it has Cetec Vega's patented internal dipole antenna. An audio gain control and power and audio on/off switches are conveniently located on the bottom.

Shouldn't you design your sound system around the high quality and reliability for which Cetec Vega is famous? Contact Cetec Vega today to arrange for a demonstration of the PRO 1-B bodypack or PRO 1-H hand-held wireless microphone system.



Cetec Vega

...the professional's wireless

Division of Cetec Corporation
9900 Baldwin Place
El Monte, California 91731
(818) 442-0782
TWX: 910-587-3539
Circle 117 on Reader Service Card

Audio Engineering & Production

Digital Audio

as the Philips twin-DASH system, will help CDs gain a permanent foothold into radio stations.

Another music syndicator ready to offer libraries on CD is Century 21, which, along with several other suppliers, offered a CD production library for radio stations this spring. Century 21's Dave Scott believes that CDs and radio station automation are a natural combination.

Unlike DPI, Century 21 will not use special encoding for cueing and sequencing but will rely on the P and Q tones recorded onto the disks.

"But we will master our CDs in such a way that they will be customized for radio play. Cue-to-the-next will be built-in, and the user with the inexpensive consumer CD player will sound just as good as the one with the expensive model," Scott says.

The P and Q tones Century 21 and some players use to cue discs signify the "start" of a cut on the disc, as defined by the producer who recorded it. There are slight variations in how much time there is between the so-called "start" and the actual first note of the song. In addition, there are varying start-time lags among the variety of consumer CD players.

"The worst machine is still able to cue up to about five frames (one frame is 1/30th of a second); much worse than a cart machine, which cues to about 1/10 of a second," notes Scott. He is concerned, however, about the time it currently takes to produce CDs.

"If I ask for a three-day turnaround, they (pressing plants) just laugh at me," Scott notes. "If I'm willing to contract for large volume, I might get them in 60 days."

Live-assist and automation

CDs in particular seem to be tailor-made to station automation because random access is a key factor in automated systems. Digital automation eliminates the need to handle bulk tape sources that are continually replaced due to wear. In supplying tape to sta-

tions, music syndicators have become dubbing services and tape handlers as much as programmers. Digital music sources provide an alternative.

Schafer World Communications, Sono Mag, Inc., and Broadcast Electronics all showed demonstration systems interfaced to digital audio equipment at the NAB show.

Schafer got into the game early, offering interfaces to CD players some three years ago. Both Schafer and BE also included the Microprobe Electronics Digi-Sound hard disk audio system in the demo, and both used DPI's encoded CDs, as well as traditional cart machines and tape reels.

President Robert Dix explains that Schafer is looking at other



Sony's CDK-006 60-disc Auto Disc Loader also borrows from the "jukebox" idea to offer multiple CD play.

digital systems to see if interfaces can be developed. But he acknowledges that it may take awhile for broadcaster acceptance of digital audio. Schafer will market systems for stations still using analog today, and upgrade as the conversion to digital is made.

BE's Dave Evers believes the thrust toward digital automation will come first from the manufacturers, with stations continuing to convert as more equipment becomes available. But he believes automation that can interface to digital systems offer stations an opportunity.

"Automation will have an instant impact, because mechanical cart systems in this area have gotten so expensive, and the mechanics are so finicky that a digital system that's even slightly more expensive will offer advantages." He adds, "It's also more practical to re-

place entire trays of carts with digital sources than it would be to replace a single cart machine."

Both BE and Schafer are looking for a gradual phasing in of digital systems over the next few years, with "hybrid" automation, featuring digital as well as analog tape sources, all interfaced together. But both are firmly committed to addressing the needs of broadcasters who go digital. Dix predicted that Schafer's most updated Ready Spot system will probably "be the last random access cart unit that needs to be developed."


A major sticking point in CD automation is still cueing capability, however. The lack of a standard for P and Q codes, or index points, or time codes of CDs, and the varying lag time before the start of actual audio makes it an imprecise technique. Automated stations that want to use CDs either have to buy a special library, such as DPI's or Century 21's, or take advantage of two new developments in the field: one in hardware, and one in software.

The new hardware are CD "jukeboxes," or multidisc changers, being marketed to the radio industry. One produced jointly by Sono Mag and Allied solves cueing problems (see "Borrowing from the Jukebox" in this issue).

The software development is a new package being offered by Ron Schiller Associates to control CD players via an IBM PC/XT or compatible.

The CD Filer system works with Studer, Philips, and Sony CD players, and Schiller says he is working on an interface for the Philips "flywheel" cuer. The software allows for cataloging, sorting, and managing of over 2000 CDs, and it can operate up to 99 players. The user creates a database, which allows the machine to select specific cuts on a disc, and information about the cut, including time remaining during play, is shown on the terminal.

Another advantage is that an entire show can be preprogrammed in advance, with the discs inserted closer to air time.



NO
MATTER
HOW YOU
"STACK UP"
YOUR CARTS—


THIS CART IS FOR YOU!

audiopak
AA-4 BY CAPITOL
continuous loop professional broadcast cartridge
SGS-4
audiopak
audiopak
audiopak
audiopak

WHEN
YOU NEED
CARTS FAST,
ALLIED DELIVERS!
CALL US UP TODAY—

CART 'EM UP TOMORROW!

AUDIOPAK AA-4 by CAPITOL



ATLANTA, GA
(404) 964-1464

CHICAGO, IL
(312) 794-0224

DALLAS, TX
(214) 423-8667

LOS ANGELES, CA
(818) 843-5052

RICHMOND, IN
(317) 962-8596

SEATTLE, WA
(206) 838-2705

ALLIED
Broadcast Equipment
P.O. Bcx 1487 • Richmond, IN 47375

Audio Engineering & Production

Digital Audio

The software can detect if the wrong disc is cued to play next.

Digital storage, playback

If radio stations begin to rely more heavily on digital music sources, the next logical demand will be for digital audio for spots, promos, jingles, IDs, and actualities.

Digital audio record/playback systems are still faced with the high cost of storage. For this reason, they are being marketed for shorter events, such as spots, and have almost completely shunned music libraries.

Compusonics is a company that has been marketing both a floppy disk-based system to radio stations and a hard disk-based system. The DSP-1200 spot player and DSP-1500 spot recorder, as well as the DSP-2002 hard disk audio computer, use the company's patented CSX encoding algorithm, a form of data compression.

The algorithm allows about 6.6 megabytes, equaling four minutes of full bandwidth stereo, to be recorded for playback onto a specially formatted, high-density floppy disk. Storage capacity of the hard disk system is 143 megs, which will give 56 minutes of full bandwidth stereo audio. The spot player costs \$3000, and the spot record/play unit is \$3600; the hard disk system costs \$47,500.

The spot player does offer the same advantage of single-play events in a tangible form that stations have become used to with carts. But the biggest question standing in the way of the floppy disk's acceptance as a radio mainstay is its fragile nature. It's difficult for most radio veterans to imagine on-air talent gently inserting floppies into disk drives, being careful not to touch the read-write groove, and not subjecting them to the same rough treatment that has kept the ubiq-

uitous plastic cart firmly entrenched in radio tradition.

Compusonics has only recently begun making deliveries to radio stations, and Schwartz says he will be watching closely to see how stations take to floppies.

"We are trying to determine their durability. If they are not at least as good as or better than carts, they can't be used. We certainly aren't going to push an unreliable technology on the industry; we understand well the needs of broadcasters," Schwartz maintains.

A different approach to digital audio storage entirely is taken by Broadcast Electronics with its solid-state RAM chip-based Digitalk. An updated version, the DV-2, is slated for availability in December. It contains 256K RAM chips and uses 80 chips to achieve five and a quarter minutes of mono, or 96 chips for six minutes of mono audio at 6.5 kHz. BE uses

This new QuantAural™ QA-100 Audio Program Analyzer gives you the advantage in competitive broadcasting

Simply put, the QA-100 quantifies what you hear. Your station sound can now be electronically monitored the way you hear it. Exactly. And, you can monitor the competition too!

Real time analysis of any audio signal. From a receiver, tape recorder, or processing equipment. You see the measurements as you hear the sound. Changes in processing or variations in system performance are immediately shown on the QA-100 panel meter or bargraph display—using program material as the signal source.

The QA-100 hears like a program director and talks like an engineer. With it you can monitor maximum peak level (relative peak modulation), overall

processing effectiveness (average level), tightness of sound and processing control (peak density), tonal balance, consistency and preemphasis (four band real time analyzer), stereo image width (L + R to L - R ratio) and "punch" (special "aural intensity" measurement).


Interested? To learn more about how the QA-100 will help your station compete, call Potomac Instruments today.

QuantAural is a registered trademark.



POTOMAC INSTRUMENTS
932 PHILADELPHIA AVE. SILVER SPRING, MD 20910
(301) 589-2662

Circle 120 on Reader Service Card



Our new lavalier mic makes everyone look good. Introducing the SM83.

People in news broadcasting have been using the same lavalier mic for a long time. But our new Shure SM83 is out to change all that. It's just what everyone has been asking for in an omnidirectional condenser microphone.

On-camera talent like the SM83 because its electronics provide for a dip in the mid-range, giving both male and female voices a smoother, more natural sound. And unlike its Japanese counterpart, the SM83 unplugs from the battery pack for easy storage.

Sound engineers appreciate the SM83 because its tailored frequency response requires less equalization. They like its low-frequency rolloff too, which quiets on-air rumbling and mechanical and clothing noise.

Set directors are impressed with the SM83's neat appearance on camera. The cord exits from the side and disappears from view, running down behind a tie, shirt or blouse.

Production assistants enjoy the SM83's mounting versatility. It comes with a single clip that works either vertically or horizontally, a double clip that holds two mics, and a universal mount that can be sewed, pinned or taped to clothing.

Repair technicians love the SM83's easy maintenance. The cartridge is easily accessible by unscrewing the end cap. And cable replacement requires only a screwdriver and tweezers; no soldering is necessary.

Field crews are also big fans of the SM83 because its electronic pack is powered by a standard 9-volt battery or by a mixer's phantom supply.

For more information on the Shure SM83, the little mic with big advantages, call or write Shure Brothers Inc., 222 Hartrey Ave., Evanston, IL 60204. (312) 866-2553.

SHURE®

THE SOUND OF THE PROFESSIONALS®...WORLDWIDE

Circle 119 on Reader Service Card

Audio Engineering & Production

Digital Audio

a proprietary form of "data compaction" to achieve its storage time and is not offering stereo or a higher bandwidth frequency response initially.

Geoffrey Mendenhall, VP of engineering for the company, feels that current hard disk systems are too costly and not as reliable as the solid-state unit. "Digitalk has no moving parts," he notes, "it won't wear out."

The DV-2 features sequential access to events, and direct access has also been added, which makes the system suitable for stations using satellite music formats that need to program continuous play of specific cuts.

Mendenhall believes that acceptance of digital audio storage and retrieval systems is several years down the road, and BE is still looking at a possible venture with Compusonics in the area of floppy disks, as well as continuing to explore other digital technologies.



The Sirius 100 Digital Audio Memory Machine is a new entry in the hard disk audio storage field from For-A.

Hard disk systems grow

There are four hard disk-based digital audio systems being marketed to the radio industry as cart machine replacements for spots and promos, and no two take the same approach.

Key questions about the systems focus on exactly what radio stations will be looking for should they decide to opt for digital audio storage and how much they will be willing to shift from tried and true practices to completely new ways



of doing things. Since the PC has found its way into many of radio stations, the fear that radio talent and engineers would be adverse to adapting to a computerized way of doing business is no longer valid.

Other key questions are how much storage time will stations want, how user-friendly must the equipment be, and what additional functions, besides record and playback of digital audio, would a station want? The final issue is one of cost: can hard disk systems compare with the cost of cart machines?

An interesting new entry into the disk-based field comes from For-A, a company known for its video products.

The Sirius 100 Digital Audio Memory System made its debut at the NAB. It's a menu-driven, eight-input, eight-output, hard disk system that will be ready as a product by the end of this year. With eight disk drives, it's possi-

NEW DC-80
Automatic Video Cart Machine



*Spot ID number compatible with traffic automation computers.

SMART & SIMPLE

The DC-80 is so smart it won't let you run the wrong cart! It is simple to program and operate . . . So simple that non-technical personnel easily understand how it works. Just enter a spot ID number* to program an event and insert the cart in *any* transport . . . The DC-80 finds the spot and displays its name, transport number and length on CRT screens at the machine and at the remote control position . . . providing positive verification of the programmed event!

- Software control.
- Q-Mod anti-head clog system.
- Automatic cue record.
- CRT display of events . . . just like your program log.
- Multi formats . . . can be Intermixed!
- Prices start under \$100,000.
- Up to 24 transports.
- 2 second Pre-roll.
- Luminance & chroma processing.
- Stereo audio.
- No time code prestripping.
- Instant recue.
- Always standby/ready.



Broadcast Systems, Inc.
P.O. Box 15291
Austin, TX 78761
800/531-5232 800/252-9792 (TX)

MULTI-TRACK PRODUCTION FOR MERE MORTALS

Otari's Mark III-8 and Mark III-4 audio machines are helping today's radio broadcasters meet the challenge from music video and stereo TV by allowing a Producer's creativity to soar to new realms. And, they keep costs down to earth.



The Mark III-8 eight channel, and Mark III-4 four channel recorders give you exciting and affordable aids to creativity that can quickly be mastered, even if you, until now, followed the two-track path. With eight channels, you can lay down stereo music tracks, cross face from one stereo program to another, layer effects, or multiply voice overs—on one tape, on one machine. Spots are created more efficiently, and are more effective.

So don't wait for divine intervention to determine the fate of radio. Make it happen today with *the stereo production machines*, from Otari: The Technology You Can Trust.

Contact your nearest Otari Dealer for a demonstration, or call Otari Corporation, 2 Davis Drive, Belmont, CA 94002 (415) 592-8311 Telex: 9103764890

OTARI®

Circle 121 on Reader Service Card



Task:

Copy a few
cassettes today,
a thousand
tomorrow and
ten thousand
next week. *BK*



Problem:

Find a one-stop source for tape duplicating equipment that accomplishes the small tasks and the big ones—profitably.

Solution:

Telex—unquestionably the company with the widest, most versatile line of tape duplicating products in the industry.


Telex has a duplicator that fits your needs—today, tomorrow and next week.

Whether it's a new suit for yourself or electronics for your business, it makes sense to shop where you have the widest selection. And, if your purchase is as crucial to the profit line as a high speed tape duplicator, you shouldn't settle for a model that almost fits your needs.

Telex has models that copy as few as one cassette at a time or as many as twenty-three. Telex models are available in mono or stereo and also offer a wide variety of copying configurations such as cassette to cassette, reel to cassette, cassette to reel or reel to reel. For small to medium run cassette duplication, choose one of the new Telex CD Series, but if you need open reel capability plus larger cassette production, one of the Model 6120 configurations is probably best for you. At Telex, you can find the right duplicator at the right price, and you'll find it faster. For more information and detailed specifications, write to Telex Communications, Inc., 9600 Aldrich Ave. So., Minneapolis, Minnesota 55420, Telephone: 612-887-5550.

Call Toll Free In U.S. 800-328-3771

For small to
medium production
runs...



The NEW
CD Series

TELEX®

The Model
6120—for
medium to
large produc-
tion runs.



Ask a participating dealer about special payment terms available only with the Telex 6120!

ble to store 1000 minutes of mono audio at a 33 kHz sampling rate for 15 kHz frequency response. The eight inputs/outputs mean multiuser stations at remote locations can be set up, with all cuts available to any remote location as soon as they are recorded. Product manager Ray Blake says another possibility is using the eight channels as eight tracks for multitrack recording.

The Sirius 100 units are also designed to resemble cart machines, with easy start and stop operation. Editing capabilities, such as looping, are also possible.

Including main electronics in a rack-mounted unit, a keyboard, and remote record/play unit, the price tag on the Sirius will be about \$35,000.

Another multistation, multi-access hard disk-based system comes from a brand-new player in the field. Digital Broadcast Systems' Astre performs the func-


tions of a digital audio record/playback system but also features scheduling/logging via computer and can offer manual, live-assist, or full automation control.

The Astre is a schedule-driven, software-dependent system that uses the Unix operating system. A station starts with a schedule of events to air, which is downloaded into the system. Events are recorded, and playback is with instant access from a keyboard. The multiaccess feature means that the scheduling can be done from sales, or programming, or any key location, with playback from the on-air studio. At the end of the day (or when desired), the system prints out a log of events that aired, so deletions are easily detected. All of Astre's functions are performed in real time from each station, and changes in scheduling are possible right up until air, which preserves one of radio's major advantages: immediacy.

President Richard Lavelle notes that the Astre's sampling rate and frequency response are variable. The system will operate at sampling rates up to 48 kHz and 20 kHz frequency response, or offer lower sampling rates for stations—such as all news—that may not need full bandwidth. Storage time on a single system 380 megabyte disk drive varies according to the sampling rate, with about 80 minutes of mono audio possible at 15 kHz, 110 minutes at 10 kHz, and 160 minutes at 7.5 kHz. Astre features 16-bit sampling.

Because of its price tag, about \$75,000 for a system with one disk drive, a record/play channel each for on-air and production, complete software, three terminals, and printer, DBS is marketing the Astre to larger operations.

"The networks thought the price was inexpensive for what they wanted," Lavelle notes. "Stations spend about as much on cart



COMREX EXTENDER—\$495!

Finally there's a frequency extender that's really affordable. And, it's a Comrex.

Frequency extension is a way to send broadcast-quality program over a standard telephone line. It's an encode/decode system that restores the lower frequencies that the phone can't handle.

We've been building these systems for years, but a lot of people who should have been using them simply couldn't afford them. That's why we developed the Basic extender. Each component (encoder and decoder) sells for \$495, so your complete system is less than \$1,000.

The Comrex Basic may not offer some of the "extras" available on our other models. What it does offer is a distinct improvement in program quality sent over telephone lines.

Call Comrex for a demo tape, at 1-800-237-1776. Or write Comrex Corporation, 60 Union Avenue, Sudbury, MA 01776. Tel (617)443-8811. TWX 710-347-1049.

COMREX®

BUILT FOR BROADCAST

Circle 123 on Reader Service Card

Audio Engineering & Production

Digital Audio

automation and an IBM PC to run it, and they don't get our multi-user capabilities," he adds.

Lavelle is convinced the time for digital audio in radio is here. "In fact," he says, "it should already have happened, given most stations' heightened awareness of digital because of CDs."

Microprobe Electronics Inc., meanwhile, has had its DigiSound hard disk system ready for about a year, and it was featured at several booths showing station automation at the NAB. It features rack or table-top mounting, with a soft membrane keypad and CRT screen. Digisound stores 76 minutes of mono audio with one drive, but drives can be added, and it can have either a 15 or 20 kHz frequency response.

MEI president Dave Collins says the system is a natural for automation and that original fears over radio personnel adapting to computer control have not materialized. He is

positioning Digisound as a direct cart machine replacement and has sold some units, but there are questions of cost to consider. Previously, a one-drive unit cost nearly \$28,000, which has been reduced to \$20,000. Collins says he will maintain that price by breaking out some options. He will also offer a new "economy" model: the Digisound E, priced at \$14,995. It has a more cost-effective disk drive, with 280 MB offering 62 minutes of mono audio.

"Then," Collins says, "we'll be able to complete eyeball-to-eyeball with mechanical cart equipment."

One additional manufacturer marketing a hard disk digital audio system, but mainly to high-end broadcast operations, is Gotham Audio. Gotham also has both a large storage system, the Systex, and the EMT 448 Spot Player. The Spot Player offers removeable and nonremoveable hard disks, which resemble audio carts and offer the

advantage of a tangible storage medium. Storage space is limited though, so the nonremoveable technology may find greater acceptance. The 5 mega-byte removeable hard disk offers 25 seconds of stereo audio at 20 kHz. The nonremoveable 100 megabyte hard disk will give seven minutes of stereo audio at 20 kHz. The system is PC controllable and can play back a series of test signals and tones.

The 100 MB nonremoveable drive system costs \$16,000. The removeable disk system costs about \$15,000. The Systex is \$135,000 for two hours of stereo audio storage.

Sales engineer George Johnson sees a limited acceptance of hard disk systems, mostly for larger applications and among station groups. But he does point out that the cost of hard disk systems will be offset by a savings on cart replacement and cart machine

schafer

means

AUTOMATION

... Always has ... Always will.

NEW 7000 / 7000GLS

schafer

WORLD COMMUNICATIONS CORPORATION

P.O. Box 31, Marion, VA 24354 • (703) 783-2001 • Telex 658461

WHERE ELSE WOULD YOU BUY A PREVIOUSLY OWNED "SCHAFFER" AUTOMATION SYSTEM, OTHER THAN FROM THE COMPANY THAT BUILT IT?

maintenance. "Yet," Johnson admits, "I really don't know if individual or small stations will find a use for digital audio systems."

Hard disk, floppy disk, and RAM chip systems are being readied for the broadcast market, but are radio stations ready to buy? The most expensive systems are major purchases that will be budgeted for—if at all—several years down the road. Test systems have to be up and running, and all the software and hardware bugs must be ironed out before stations will want to risk airing spots, which are their bread and butter.

In the meantime, stations continue to rely on their existing cart machines and make interim new purchases as their needs grow.

Tape systems survive

Cart machine manufacturers are beginning to think that the reliable, old tape-based audio cart and mechanical cart deck has been

getting a "bad rap" with all the excitement generated over digital audio. They don't debate the technical advantages digital record and playback have to offer, and they generally acknowledge that someday, the radio station will no doubt be a digital world. But in the meantime, there's a chance that some recent improvements in tape-based analog recording, as well as some emerging technologies, may allow tape-based recording to compete with CDs and some of the new digital storage mediums for some time to come.

Originally, tape carts, which came into use in mono AM stations for voiceover commercials and IDs, and the machines designed to play them, didn't have the advantages of full fidelity audio—nor did they need to. It was only in a more competitive radio marketplace, first with the rise of tight formats requiring consistent cuts, then with stereo FM, that

carts and machines came in for some severe criticism—a lot of it, unfortunately, deserved. The cartridge industry also suffered when consumers abandoned the eight-track cassette, which had used the same back-lubricated tape as carts and helped keep the supply of such tape abundant and of reasonable quality.

As is the current situation with CDs, the radio market was simply too small for tape suppliers to continue to market that tape, and companies in the cart machine business were forced to develop their own tape formulas. It took awhile for the problems to be ironed out, and, in the meantime, along came the first talk of digital.

But the cart machine makers weren't just resting on their laurels. Improvements to the original designs, making use of new technologies such as microprocessors, began to bring the cart machine into the current decade.

Creative Powerhouse.

Dual 16-Line TBCs for True A/B Roll Editing


22 Production Effects (cut, wipe, fade, dissolve)

Stand-alone Video Switcher/Mixer

6 Digital Effects plus Posterization

Editor Interface

NTSC and PAL



PYXIS

Meets Broadcast Video RS-170 Specifications

2 Live Camera Inputs

Internal Sync Gen or External Genlock

Audio Switcher

4 Transition Speeds

\$6995. List Price

Dual Channel TBC with Audio and Digital Effects

Phone or write for full particulars

The ALTA Group, Inc. 535 Race Street, Suite 230 San Jose, CA 95126 (408) 297-2582

ALTA
GROUP, INC

Audio Engineering & Production

Digital Audio

These advances, plus some of the built-in conveniences that carts have to offer in the "real world" of day-to-day radio are reasons why those in the cart machine business, and even some proponents of digital systems, believe replacements for carts will come about in a slower, more evolutionary way than might be concluded from all the enthusiasm surrounding digital audio.

"Digital isn't the only game in town, just the newest," observes Jack Williams of Pacific Recorders and Engineering. The company brought about one major improvement in cart technology with the introduction of its Maxtrax wider track format, standard on Pacific Recorders Tomcat machines and offered as an option on the company's newer Micromax machines, as well as on Fidelipac's Dynamax

CTR100 series. The format is also available for other cart machine manufacturers.

Williams notes that one problem the new format has encountered is also a reason why many radio stations won't turn immediately to CDs and new music sources—they don't want to rebuild their entire libraries just to reap the benefits in audio.

Other improvements in cart machine technology have been developed over the last few years as well. ITC/3M, which claims a 67 percent share of the cart machine market in this country, says it sold more cart machines last year than ever, even in the midst of the excitement over new digital mediums. ITC/3M's high-end Series 99 machines feature "ELSA"—built-in tape erasing, splice locating, and automatic azimuth adjustment to eliminate phasing problems.

Fidelipac offers an advancement called "cartscan" in its high-end Dynamax CTR100 machines. It's an infrared scanning device that can detect such conditions as stereo-mono, matrix, and noise reduction encoding and switch the machine's record and playback accordingly. It will even flash a light to warn announcers when a live tag is needed on a spot.

"We're solving more problems with cart machines than radio stations ever imagined," says Fidelipac's Arthur Constantine.

ITC/3M's Bob Bomar agrees. "Our cart machines actually gave stations better quality than they were able to get from their source materials—vinyl and tape," he notes. "With digital sources, stations are just now starting to take advantage of the audio quality our machines do offer."

ITC/3M, Fidelipac, and Pacific Recorders all had demos at this year's NAB show comparing playback from a CD to that of a cart recorded from a CD, and all reported that even the most "golden eared" radio engineer was hard pressed to tell the difference.

But the speed of digital's acceptance into the radio station may rest on something that is more diffi-

Performance...



Performance is a word often heard in the audio industry. Whether it is consumer Hi-Fi, studio broadcast or communication equipment, recent years have seen tremendous improvements in performance. This creates a need for more performance in your audio measurement equipment.

The Amber 5500 Programmable Audio Measurement System meets the challenge with a performance level among the best in the industry (distortion to below 0.001%/-100dB, noise to below 1uV/-120dBm, balanced generator output over 30V/+30dBm). And in another measure of performance - thoroughness and speed of testing - the 5500 excels as well with measurements to virtually all world standards, NAB, AES, CCIF, CCIR, CCITT, IHF, DIN, SMPTE, three to ten times faster than other systems. For ATE applications, the 5500 can be easily driven by your controller via either the GPIB/IEEE-488 or serial RS-232 port. To ensure that the 5500 continues to excel in performance, its unique modular architecture lets the system grow and change as the industry advances.

Improve the performance of your product by using a high performance audio test system. Ask for our comprehensive technical brochure on the Amber 5500.

Amber also makes one of the most popular portable high performance audio measurement systems - the 3501. Half the weight and size of comparable instruments, the 3501 has one of the best reliability records in the industry.



Amber Electro Design Inc.
4810 Jean Talon West
Montreal Canada H4P 2N5
Telephone (514) 735 4105
Telex 05-827598
US Toll free 800-361 3697

amber

cult to measure, namely the symbiotic relationship that has developed between the cart and the way a station operates. Digital system manufacturers believe that broadcasters are ready to begin looking at new ways of doing things and that they shouldn't be tied to the past. But will stations be willing to abandon techniques that have brought them ratings?

Constantine cites as an example the "morning zoo" format, which has enjoyed recent popularity. The quick-on-the-feet spontaneity of carted sound effects and voices played at the sheer whim of the on-air talent would not fare well in the preprogramming and logical forethought needed to run some digital systems. And last-minute changes are a reality at even the most sedate stations.

As Constantine observes of the digital systems, "Stations that get ratings can't use them, and stations that don't get ratings can't afford them." He adds that one of the reasons carts have become so much a part of radio is that "they make so much sense.

"The people who develop these digital systems aren't broadcasters," notes Constantine. "They don't realize that the equipment has to work when it's only marginally maintained, that it has to suffer the abuse of harried DJs, and that it's used on a 24 hour basis." He wonders what will happen the first time a hard disk-stored library crashes or a system gets hit by lightning.

Williams agrees that carts have found favor because they evolved with modern-day radio and have been fine-tuned to the industry's needs.

"Carts give the ability to produce in-house; they offer the advantages of single-play events, the way vinyl recordings did," he says, pointing out as well that cueing and quick find and startup is a problem for CDs in light of their time code inconsistencies and the varying speed of CD players.

"In the Tomcat machine, the talent could actually hold the 'play' button, jam in a cart, and have instant start," Williams explains.

The most recent player in the

Tape-Based Digital Emerges

There is no product available yet, but a recorder using digital tape technology is considered, by observers in the consumer market, to be just around the corner.

The Electronics Industries Association of Japan had previously given the go-ahead to two incompatible formats: the RDAT, or rotary digital audio tape recorder, and the SDAT, or stationary digital audio tape recorder. RDAT uses rotary heads and helical scan recording, very similar to videotape recording, but with a 4 mm digital tape. The technique allows for the high write speed needed to record high-frequency material. Over 100 manufacturers are apparently backing RDAT.

SDAT uses stationary heads in a longitudinal scan and requires thin-film heads for the necessary high-frequency recording. In some ways, it resembles analog tape more closely than does RDAT because it is possible to splice edit on the SDAT format. But SDAT does not seem to have


the support RDAT enjoys, and the first projected consumer product will probably utilize the RDAT format.

Besides the excitement the new digital tape system have generated in the consumer market, the technology is being closely scrutinized by some cart machine manufacturers, possibly for the digital cart machine of the future. While the consumer forces seem to favor RDAT, it's possible that SDAT would make more sense for its use in broadcasting because it would avoid problems with rotary heads and because of the ability to splice edit. Another problem, which needs to be addressed, is the availability of digital tape for such recorders, although that problem could be solved by widespread consumer acceptance of the technology. No cart machine manufacturers will admit to serious consideration of tape-based digital recording technologies, but it's certainly on their list of future possibilities.

When
you
can't
get
close...

Get
smart!

Model
AT835



Improve the sound of your "actualities" with close-up audio even when you're at telephoto range. Use our Short Shotgun or one of our Big Guns. Choice of battery or phantom powering. Easy to hand-hold, fishpole, or boom mount. Complete with full-length windscreens.

But the sound is the clincher: So good every major network has bought A-T shotguns ... and saved a bundle compared to older designs.

Get the facts from your A-T dealer or write for complete Audio-Technica AT800 Series catalog and dealer list today.



audio-technica

1221 Commerce Dr., Stow, OH 44224
(216) 686-2600

Circle 127 on Reader Service Card

Audio Engineering & Production

Digital Audio

cart machine market is Otari, with its CTM-10 machine, which made its debut at the NAB show. National sales manager David Roudebush says the company looked closely at all digital technologies first and finally concluded that there is and will be a strong market for cart machines among radio broadcasters for some time to come.

None of the cart machine makers are dismissing digital audio and the impact it can and probably will have on improved S/N, dynamic range, and overall radio sound. They agree that CDs especially make good source material for carted music.

Williams believes that there is a place for CDs in the radio studio, as sources for carts, and on-air in classical and jazz stations, as well as new releases—after they are rushed to stations for quick promotion and play on vinyl.

But the general consensus is

that initial problems with digital systems have yet to be ironed out, their costs have to come down, and all of the new digital medium, including CDs, will have to pay more attention to the realities of radio before they will replace carts and cart machines.

In the meantime, some emerging technologies may enter the picture.

Striving for quality

Otari, with its first cart machine, decided to incorporate the new HX Pro bias optimization from Dolby into its CTM-10. Bias optimization gives a tape more headroom for high frequencies, but its benefits are best achieved at slower recording speeds, around at 3 3/4 ips (at 0 dB reference) at 13 kHz. At 7 1/2 ips, it gives 3.5 dB of high-end improvement (0 dB reference) at 13 kHz. But at higher speeds, the benefits drop off.

Dolby developed the HX Pro, and

its new SR signal processing, for the multitrack recording market. SR especially is designed to make analog tape recording competitive with digital benefits. But Dolby says two cart machine manufacturers have discussed the possibility of incorporating SR processing into radio equipment, either as a built-in benefit to cart machines or as an outboard unit.

But the problem of using SR in a radio station is, again, one of encoding and decoding, which would mean a station has to build a completely new library in order to reap the benefits. The other factor is cost. Dolby estimates that incorporating HX Pro into a cart deck could raise the price of a unit by as much as \$500. The addition of SR, meanwhile, could raise the cost of a cart machine some \$1000. As ITC/3M's Bomar explains, "Stations have to weigh its merits and costs against the capabilities of existing products."



COMBINING ART AND TECHNOLOGY



In the business of professional audio, new products and ideas are being applied to expand the boundaries of creativity.

ART products are being used creatively in a growing number of studios, commercial installations, touring companies and broadcast/post-production facilities. This is the result of our dedication to the professional

audio industry - providing quality high technology performance.

When you're in a demanding audio situation, keep in mind that ART products are designed to help you achieve superior results with ease and reliability.

ART brings talent and technology together to produce excellence in audio.

We remain devoted to the art of professional audio...today and tomorrow.

ART

Applied Research & Technology Inc.
215 Tremont Street
Rochester, New York 14608
(716) 436-2720

• DR1 DIGITAL REVERB • 01A DIGITAL REVERB • DR2a DIGITAL REVERB • 1500 DIGITAL DELAY • 1/3 OCTAVE EQUALIZER • 2/3 OCTAVE EQUALIZER • PITCH TRANSPOSER PACKAGE

Circle 128 on Reader Service Card


Moment of truth

There will always be a question as to whether or not such advanced electronics actually benefit a station in practical terms, considering the limitations of transmitting systems and receivers; although new systems such as the FMX may raise the standards.

It's a safe bet that all the players in the high-end cart machine market want to keep pace with the state-of-the-art and that all are currently researching future products incorporating digital technologies. Broadcast Electronics continues to develop its Digitalk system and is still interested in a joint venture with Compusonics in the area of floppy disks. But probably the most intriguing new technology that could be adapted by cart machine companies is the new tape-based digital audio recoding systems being developed for the consumer market (see "Tape-based Digital Emerges" in this issue).

Yet so far, only one company has admitted openly to actually working on a digital product. ITC/3M's Bomar confirmed ongoing development of "a digital audio product to supplement (our) existing line." He says it will draw on the resources of parent company 3M, which means it could be either an optical or tape-based digital product, since 3M has been researching both. Bomar cautions that a new product in this field will be "significantly more expensive than current analog equipment," although it will offer "a new level of audio performance." He believes it will not be suitable for everybody.

The picture being painted, then, as radio's level of awareness about digital increases, is one of peaceful coexistence between digital and analog systems in broadcasting today, as stations wait to get a closer look at the digital choices available and evaluate them against what has worked so well for them for so long. Almost all industry players agree that the future of radio is digital, but the verdict is still out as to how far off that future may be or what form it will take once it finally arrives. **BM/E**



You're on-air. Will your console, the heart of your control system, perform flawlessly?

Your air time is too valuable not to be sure. If it's an Auditronics, you can rest easy.

Unlike all the new companies which jumped headlong into the audio market during the last couple of years, Auditronics has proved itself the hard way with almost two decades of experience in building dependable, user-oriented broadcast consoles. So when we say that our Auditronics 200 Series Console is the best long term investment on the

market today, we can back it up with personal endorsements from literally hundreds of station managers and engineers across the country.

For a look at what your competition is saying about us and ours, write or give us a call. Our experience can save you money.



auditronics, inc.

3750 Old Getwell Rd.
Memphis, TN 38118 USA
Tel: (901) 362-1350
Telex: 533356



CRL makes your sound stand out from the crowd

You can't compete effectively for listeners if your station sounds just like everyone else's. And the way to stand out is with outstanding sound of the kind you get with CRL's outstanding FM-4 system.

CRL's FM-4 gives you the spectral shaping flexibility you need to sound different from other stations using the single unit processor. The CRL advantage comes from our intelligent building block approach. An approach that gives you the options you want.

Begin with our SPP 800 Stereo Preparation Processor and our SEP 800 Spectral Energy Processor for individually selectable four-band compression. Then add our SMP 800 Stereo Modulation Processor and our SG 800 Stereo Generator and you are equipped to stand out on the airwaves as never before.

If you haven't heard what CRL technology can do, you don't know what you're missing. For a *10-day free trial* at your station just call CRL toll-free at (800) 535-7648 and we'll make immediate arrangements for your local CRL dealer to give you a demonstration.

Call CRL today for sound that stands out tomorrow.



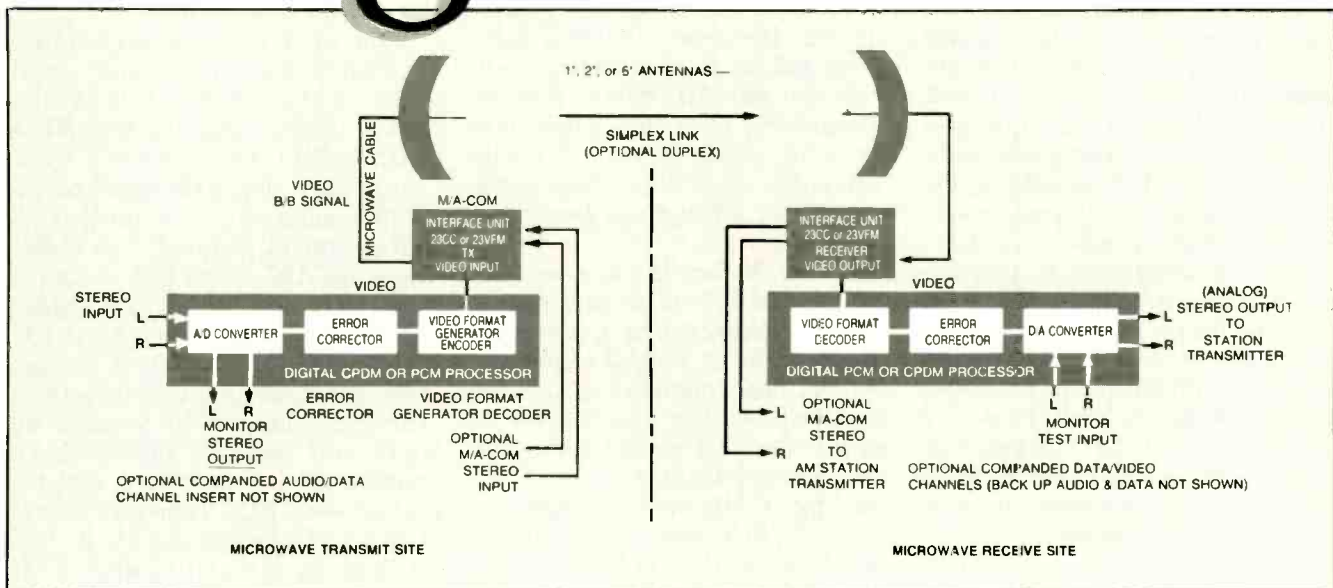
CRL Systems

2522 W. Geneva Ave., Tempe, Arizona 85282
602-438-0888; Telex: 350464 CRL TMPE UD

10-day free trial call now toll-free (800) 535-7648

Circle 130 on Reader Service Card

Going Gigahertz!



Digital modulation gives better quality sound on M/A-Com's 23 GHz microwave link.

STLs are taking advantage of newly approved high-frequency microwave bands as well as making more of the established bands.

By Hugh Aldersey-Williams

Finding a vacant studio-transmitter link (STL) channel in a sprawling urban center like Los Angeles isn't easy. "There just aren't any left to be found," says Michael Callaghan of the local AM/FM station, KIIS.

Los Angeles is one of the country's most congested areas for radio traffic, but the story is the same in many other locations. There has simply been too much traffic squeezing into too few bands. Already, says Callaghan, each available channel is used by a number of stations. And the problem is set to worsen. "Now

that we have AM stereo," he says, "there is much more demand for these channels."


Callaghan's remarks, given in an engineering paper at the NAB last April, refer specifically to audio microwave transmission, but the situation is equally dire for video. With the arrival of AM stereo being paralleled by increasing implementation of MTS capability in television, all broadcasters are beginning to experience greater bandwidth demands. In addition, many audiophiles, by now accustomed to the fidelity of compact disc recording, would like to hear the same

quality from their broadcast entertainment.

The heightened demand on microwave comes partly as a result of the divestiture of AT&T, which led to generally increased private telephone leasing charges in broadcast applications. There are claims of ten-fold and greater increases in costs in some cases for such services. Set against these rates, an STL can usually pay for itself in less than three years, say manufacturers.

Easily overlooked

The addition of stereo as well as consumer expectations for higher



As well as its narrowband aural STL-10 system, Marti has introduced the MW-500 booster to redirect microwave signals around obstructions.

signal quality overall clearly lead to increased bandwidth demands throughout the entire signal chain, from studio mic to home loudspeaker. A weak link in the chain renders all the improvements elsewhere along the chain useless, and the studio-transmitter link is surely easily overlooked in the process.

What is being done to give the STL the attention it deserves? On the one hand, some new bands have been made available by the FCC for STL purposes following petitioning by the NAB. These are at 18 GHz and 23 GHz, in addition to the established 7 and 13 GHz bands. For broadcast-quality video at these frequencies, there is the RS-250B standard, to which companies are beginning to comply. The Commission has also granted additional spectrum space for radio STLs in the 944 to 947 MHz range and has approved closer stacking of channels in this and in some other bands.

Some companies responded to these new opportunities with announcements at the NAB of STL equipment for the higher frequencies. Other companies are taking an alternative approach, aiming to compress the bandwidth requirement of existing STL equipment in the lower frequency audio microwave bands.

Old bands, new tunes

In aural transmission, the FCC's moves to alleviate STL congestion in urban markets have been two-fold. First, the Commission granted an additional 3 MHz, from 944 to 947 MHz, for STL use. This allocation will not in itself relieve the spectrum crowding, and the industry does not expect to re-

ceive further spectrum space for aural STL use in the foreseeable future. However, the FCC also proposed, in Docket 85-36, to divide the 950 MHz band—now encompassing frequencies from 944 to 952 MHz—into 25 kHz stackable segments. This move came into effect from December 16, 1985.

Under Docket 85-36, a composite STL for FM stereo would occupy 300 kHz (12 segments) in place of 500 kHz (12 40 kHz segments) before. The Commission says the new bandwidths are capable of supporting full stereo audio and two limited audio channels. According to Michael Callaghan at KIIS, the FCC proposal would supply the equivalent of 30 new channels to the Los Angeles area. "The beauty of that," he says, "is that most of that will be to AM stations."

The FCC proposal was not made mandatory for two reasons. The first was that the NAB pointed out to the Commission that manufacturers of STL equipment might not wish or be able to make the necessary equipment, leaving broadcasters unable to comply with the new regulation.

The second reason is that not every market needs the narrowband STLs—at least not yet. The FCC said that in markets where spectrum crowding on this band is not a problem, broadcasters would carry on using the full 500 kHz of bandwidth after the July 1, 1990 date from which the Commission's proposal will require approval of equipment used. The FCC is now soliciting comment on which areas of the country should be required to convert to the narrow channels.

Another concern brought to the

FCC was that the narrower STL channels might not be able to carry stereo audio and additional channels for remote control and SCA use. Spectral overlap with the subcarriers used for these purposes clearly increases as the carriers are narrowed and stacked more closely. Subcarriers are affected to different degrees dependent on whether the STL system is SCPC or composite.

Narrow channels

One of the companies leading the move to narrowband aural STLs is Marti Electronics. At the NAB, it demonstrated four STLs with its STL-10 equipment, operating in a 500 kHz total bandwidth using the new stacked 25 kHz segment channels. An eight-segment AM stereo STL occupied 200 kHz, with the remainder taken up by a twelve-segment FM stereo STL. Thus, Marti claims, two stereo STLs could operate in the same bandwidth needed by just one before. The STL-10 narrowband transmitter and receiver won FCC type authorization shortly before the NAB.

Tests by Michael Callaghan at KIIS and Barry Victor of the Victor Group, both in Los Angeles, using the Marti STL-10 transmitter and receiver gave the following results, reported at the NAB. For a 15.4 mile link between Hollywood and Mount Wilson using a signal strength of 50 μ V, Callaghan recorded an S/N ratio (p-p dynamic range) of 66 dB and a THD of 0.7 percent. Deemphasis of 75 μ s was applied in the tests.

A second test using the Marti equipment, on an eight-mile grazing path from KFWB, in Montecito Heights near Dodger Stadium, to Hollywood using a signal strength less than 50 μ V, gave an S/N ratio greater than 62 dB and a THD less than 0.7 percent, according to Callaghan. A third test, using prototype composite TFT equipment, was abandoned following an interference complaint from a station 250 kHz away. Both transmissions had been using the same polarization.

Callaghan and Victor note in

AVCOM EQUIPMENT DELIVERS

SCPC, AUDIO SUBCARRIER, AND VIDEO RECEPTION TO THE BROADCAST INDUSTRY.




PSA-35 PORTABLE SPECTRUM ANALYZER \$1965

AVCOM's PSA-35 Portable Spectrum Analyzer is the solution to your satellite communication equipment installation and service problems. The PSA-35 is light weight, portable, and has an internal gel-cel power supply that makes it ideal for field test situations. The PSA-35 also operates from 115 VAC (220 or 240 VAC available). The frequency coverage of the PSA-35 is from less than 10 to over 1500 MHz (special order to over 1800 MHz), and from 3.7 to 4.2 GHz, in six bands. An internal DC power block supplies +18 VDC to LNA's and BDC's and is controlled by a front panel switch.

The PSA-35 Portable Spectrum Analyzer will accurately measure the amplitude of wideband signals commonly used in the satellite communications industry. Your PSA-35 will be indispensable for accurate and rapid testing, alignment of satellite equipment, measuring and documenting system performance, and fast precise Terrestrial Interference identification.

Many helpful and unique accessories are available for the PSA-35, such as the TISH-40 Terrestrial Interference Survey Horn, the SSC-70 Signal Sampler and Calibrator, the WCA-4 Waveguide to Coax Adapter, and the QRM-35 Quick Release



AEM-123 AUDIO EXPANDOR MODULE \$479

The AVCOM Audio Expander Module is adaptable to many broadcast and industrial applications. Standard equipment in the AVCOM SCPC-2000C, the AEM-123 is now available separately. The AVCOM Audio Expander Module is a cost effective means of obtaining versatile preset 1-to-2 or 1-to-3 expansion with a choice of 0, 25, 50, or 75 microsecond deemphasis. Other features

include on-board output driver stage for speaker or low impedance earphones, selectable low pass 15, 7.5, or 5 kHz audio filters. Available with custom power supply or without packaging for OEM applications.



COM-20T HIGH STABILITY SATELLITE RECEIVER \$597

AVCOM's COM-20T Professional Satellite Receiver and RDC-20 / RDC-21 Remote Downconverters are the answer to your need for a high stability, low cost, reliable receiver for cable, private cable, radio stations, TV stations, and other dedicated channel applications. The highly stable COM-20T can be factory or field adjusted to a particular transponder and will remain on frequency. Front panel selection for two preset downconverters is standard, the additional downconverter is optional. The COM-20T is

Rack Mount which allows you to slip your PSA in or out of a rack in seconds. U.S. and Foreign patent protection for the PSA-35 and certain unique and proprietary circuits therein is pending.



SCPC-2000C LOW PHASE NOISE / HIGH STABILITY RECEIVER \$1875

AVCOM's SCPC-2000C Single Channel Per Carrier receiver has been developed for the reception of SCPC signals from satellites operating in the 3.7 to 4.2 GHz band. The SCPC-2000C is a complete receiver and can tune specific audio channels from a given transponder and adapt to a variety of deemphasis and companding requirements.

At the heart of the SCPC-2000C is a sophisticated phase locked microwave oscillator and multiplier system that enables the SCPC-2000C to exhibit exceptional stability. The frequency accuracy and low phase noise of the phase locked cavity oscillator make the use of smaller antennas possible. You can obtain very high audio signal to noise ratios with an AVCOM SCPC-2000C. No other equipment at a comparable price can offer the performance of the SCPC-2000C Receiver.

Included in the SCPC-2000C Receiver is AVCOM's Audio Expander Module, AEM-123. The AEM-123 is a cost effective means of obtaining versatile preset 1-to-2 or 1-to-3 expansion with a choice of 0, 25, 50, or 75 microsecond deemphasis. Other features include selectable low pass 15, 7.5, or 5 kHz audio filters, and an on-board output driver stage for speaker or low impedance microphones. The SCPC-2000C comes in a standard 3 1/2" rack mount cabinet.

Radio stations, information services, data networks, music and news distributors, and educational broadcasting systems will find AVCOM's SCPC-2000C Low Phase Noise / High Stability Professional Receiver one of the most reliable and cost effective values in the industry today.

normally supplied with a remote downconverter and tunable audio.



COM-66T SATELLITE RECEIVER \$939

AVCOM's COM-66T Professional Receiver is the answer for cost effective multi-receiver installations. The 66T is a block downconversion receiver system that offers commercial quality with double conversion and high stability. The flexible downconverter allows the use of any degree or brand LNA. Features include automatic polarization control, unclamped video jack for decoders, standard 3 1/2" rack mount, tunable audio with triple IF filters (optional). The COM-66T is designed to be used with AVCOM's dual conversion BDC-60 Block downconverter or other 270 to 770 MHz BDC's. International reception options are available for the COM-66T and COM-20T.

AVCOM[®] OF VIRGINIA INCORPORATED

500 SOUTHLAKE BOULEVARD, RICHMOND, VIRGINIA 23236
TELEPHONE (804) 794-2500

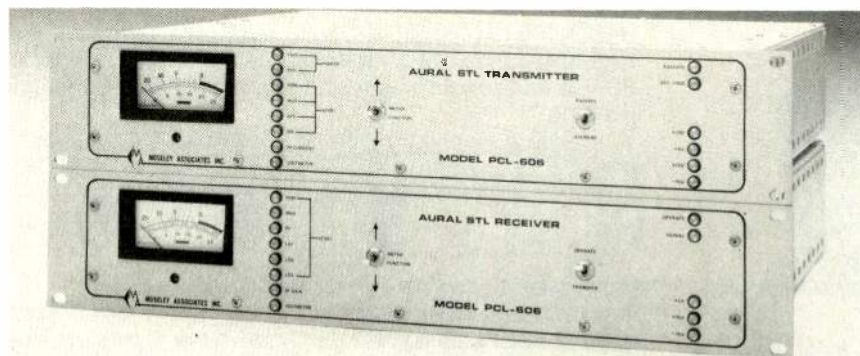
TOLL FREE ORDER LINE: 1-800-446-2500 — TELEX: 701 545

TERMS AND SPECIFICATIONS SUBJECT TO CHANGE WITHOUT NOTICE

Circle 131 on Reader Service Card

RF Engineering

Microwave Transmission



Moseley's PCL-606 STL operates in the 950 MHz band. Future models will use internal switching between different channel spacings.

their NAB paper, however, that earlier tests using Moseley's composite PCL-606/C system and a separation of only 125 kHz between the KIIS signal and the test frequency caused no problem despite the fact that the polarizations were again the same. The authors concluded: "It's now evident that painstaking selection of frequencies, high performance antennas, evaluation of the performance of existing equipment on adjacent frequencies, cross polarization, and complete path and power engineering studies will be necessary to achieve the success we seek."

Marti's SCPC system provides two 26 kHz subcarriers under the AM stereo operation and two 39 kHz subcarriers under FM stereo operation for SCA. The company claims, in its comments to the FCC, to "have found single channel per carrier (SCPC) techniques [to] offer immunity to interference, lower channel cross talk, lower receiver noise threshold, and higher signal-to-noise ratio than multiplexed (composite) FM systems in stereo STL/ICR service." Callaghan agrees that the scheme offers "minimal" interference into the subcarriers.

Also at the NAB, Marti announced FCC approval of its narrowband STL system under Part 74 of the rules for aural broadcast use and also under Part 94. The Part 94 regulates the private operational-fixed microwave service. It is important to radio broadcasters, according to Marti's vice president, M.E. McClanahan, because it offers many frequencies

in the 928 to 960 MHz band (and other bands), which can be used for non-STL transmissions such as point data, background music, telemetry, and satellite program feeds.

Channels are allocated after a frequency search in 25, 50, 100, or 200 kHz segments, according to the use to which they are going to be put. A background music channel, for example, would require only 25 kHz, whereas some forms of data transmission might need to occupy the maximum bandwidth. Under Part 94, these frequencies can be used by broadcasters provided that they are not the final link for program material to the broadcast station.

Composite STLs


Other manufacturers responding to the narrowbanding need at 950 MHz include Moseley Associates, TFT, and Micro Controls. Moseley has announced a spectrum-efficient version of its 950 MHz aural STL, designated the PCL-606SEC. The equipment can operate in low-density areas on 500 kHz and in crowded frequency areas on 300 kHz, with programmable control and jumpers to

choose the bands required. Factory prealignment allows the PCL-606SEC to be internally switched after years without recalibration, claims Glenn Sanderson, Moseley's principal RF engineer. "A user could initially have the link configured for 500 kHz channel spacings and then change to 300 kHz operation when the need arose," he explains.

Narrowbanding degrades the S/N ratio. Sanderson claims a 70 dB figure for 300 kHz operation, as opposed to 75 dB at 500 kHz. THD is typically 0.5 percent, and stereo separation is 45 dB in the narrowband mode. Subcarrier possibilities are reduced to a 67 and 92 kHz scheme or 67 and 110 kHz. Spectral overlap prohibits the use of the 185 kHz subcarrier. The SCA S/N ratio at 92 kHz, with 10 percent injection, would fall from 55 to 46 dB under narrowband operation, according to Moseley. The company hopes to gain FCC type acceptance shortly for the new STL.

Another new composite STL taking account of the new FCC allocation proposal comes from TFT. Its 8303 receiver is designed to accommodate a mono STL user between two existing composite STL channels and is optimized to work at 250 kHz spacing. In addition, notes TFT's director of marketing, Jesse Maxenchs, the 8303 has a wideband/narrowband switch allowing it to be used in uncongested areas without any performance loss.

The 8303 is a modification of TFT's existing 8301 receiver, with sharper IF bandpass skirts to accommodate the closer channel spacing. Micro Controls is also working on narrowing the front



TFT's 8303 STL receiver can accommodate a mono user between two existing composite STL channels.



YOU TALKED AND WE LISTENED

The Centro NETWORKER is the result of extensive research into your network news requirements.

- Vehicle chassis and suspension engineered to carry heavy components.
- Unparalleled Centro quality in an attractive affordable package.
- Available in a rugged standard package with many options for your specific requirements.
- 2.3 meter dish with 49.5 Dbi gain and selectable-adjustable vertical and horizontal polarization from inside the vehicle.
- Three year unlimited mileage, limited chassis warranty and serviceable in over 4,500 locations throughout the United States.
- Engineered, designed and constructed to meet your most demanding Satellite News Gathering requirements.



CENTRO CORPORATION
9516 CHESAPEAKE DRIVE
SAN DIEGO, CALIFORNIA 92123

(619) 560-1578

See the NETWORKER at RTNDA
Booth #319

Circle 132 on Reader Service Card

RF Engineering

Microwave Transmission

ends and IF filters on its 950 MHz STLs. One benefit, according to company president Jeff Freeman, will be the capacity for AM stereo transmission. MCI hopes to release performance figures for the upgraded STL within a few months, he says.

KIIS's Callaghan stresses the importance of such early manufacturer involvement. Their active involvement with the tests, together with good results coming out of them, will lead to FCC cooperation for new approaches to solving the STL crowding problem.

Upward mobility


At higher frequencies of aural STL operation, there are also moves afoot to relieve congestion. Moseley's Glenn Sanderson suggests that the band from 1.5 to 1.7 GHz, currently used in Canada, could be made available to U.S. broadcasters. The path reliability of the band is similar to that for 950 MHz, he says, and it does not suffer from rain attenuation like the higher frequencies.

Moving up the spectrum and into video as well as audio transmission bandwidths, the FCC has proposed a more flexible stacking system in the 1990 to 2110 MHz and 6875 to 7125 MHz bands. Stacking was initially intended to be based on 1 MHz segments. More recently, the Commission instead adopted 250 kHz as the segment width with maximum authorized channel bandwidths of 17 and 25 MHz in the respective bands.

The Commission has suggested that 6 MHz amplitude modulated links currently used in the 13 GHz band might be feasible for remote TV pickup in these lower frequency bands. Channel availability could be doubled or even quadrupled, the FCC claims.

At 13 GHz, the FCC is examining frequency coordination procedures among the various fixed and mobile station services that operate on the same channels within that band. Manufacturers are responding by introducing more flexible STLs at these frequencies.

RF Technology's new RFL



New bands are being examined by RF Technology, which currently manufactures STLs for 7 and 13 GHz.

series of STL microwave links at 7 and 13 GHz are examples. The system has fault diagnostic features and is retunable in the field anywhere within the band of operation, according to Christopher Lay of RF Technology's communications marketing. "With frequency re-coordination an ever increasing occurrence," he says, "this has proved to be a very popular facility."

New frequencies

Of the two newest bands—at 18 GHz and at 23 GHz—for STL operation made available to broadcasters by the FCC, only the higher is being met with much enthusiasm from microwave equipment manufacturers. What little 18 GHz equipment is available is expensive.

One reason for this is that 23 GHz equipment has been manufactured in the past for nonbroadcast use. The FCC's authorization of the channel for broadcasters gave those companies another market without the need to modify the technology to the 18 GHz band. "More's the pity on that," says Ed Williams of the NAB's office of science and technology. "18 GHz offers some very interesting possibilities." He feels that it would not be hard for microwave manufacturers to develop 18 GHz STL equipment and that such equipment will become available when broadcasters start to ask for it.

There was no evidence of 18 GHz STLs at the NAB, however. Nonetheless, microwave companies are examining the possibilities offered by the band. RF Technology, for example, says it

would be "foolish not to be looking very seriously at this attractive broadcast band." For the moment, the company has no product announcements planned. "It seems likely that 18 GHz will become a widely used band for short haul, high-quality TV and audio, leaving 23 GHz for more industrial requirements," predicts RF Technology's Lay.

The history of the 18 GHz band dates from 1984 when the FCC authorized 24 5 MHz channels for aural STL use. With cross polarization and high beam antennas, coordination on shared channels is relatively simple to achieve, notes Williams. In addition, the high capacity of the channels is suited to digital as well as analog modulation.

In his paper at the NAB, Williams described a scheme to overcome the current dearth of 18 GHz systems. A link could be designed using a 950 MHz STL transmitter and a combined UHF reference and multiplexer input to a mixer whose output could then be fed through a bandpass filter to the transmitting antenna.

There is a greater availability of links at the 23 GHz band. Although originally intended by their manufacturers for nonbroadcast—mainly private company—use, stations are now buying 23 GHz STLs for video and also for aural use, following indications from the FCC that broadcasters could apply at these frequencies. "There is relatively cheap video 23 GHz STL equipment available," notes the NAB's Williams. He says a complete system could be configured for around \$10,000, including antennas and one video circuit and a single audio channel.

Among the new 23 GHz equipment at this year's NAB was the Microstar-23 system, made by Microwave Networks and marketed by Harris Broadcast Microwave, and the Starpoint 23 HPV video microwave radio from Motorola. At the time of the show, the Harris unit was claimed to be the only system available meeting EIA standard RS-250B.

THE TEKTRONIX SPG-170A. ITS FEATURES AND VALUE CAN'T BE MATCHED.

Introducing the new Tektronix Master Sync Generator, the SPG-170A. It has the features you need in an RS-170A sync generator... all in an affordable, 1 $\frac{3}{4}$ -inch package. Just plug it in, set and forget it. You can't do better than that!

All SPG-170A signals are digitally generated to provide

excellent SCH and timing accuracy. Included are digital genlock, high stability internal reference and digitally generated black burst.

With the SPG-170A, outputs are always color framed correctly—regardless of input signal SCH phase.

The SPG-170A's sync timing controls enable you to advance or delay subcarrier and pulse outputs relative to the black burst output. This

eliminates the need for separate delay lines.

Offered as options... an exclusive audio tone output for setting program levels, in addition to color bars with 12 character I.D. and tape leader countdown.

Don't settle for less. Get the full story from your Tektronix representative.

Ask for a demonstration and see why we say the SPG-170A's features and value can't be matched!

**Behind the Scenes
in Quality Television.**



RS-170A


DIGITAL GENLOCK

COLOR BARS

I.D.
AUDIO TONE

Tektronix
COMMITTED TO EXCELLENCE

Circle 133 on Reader Service Card



Trucks are trucks. It's the gear inside that makes the difference.

How can you spot the best SNG truck investment if they all look the same on the outside?

Simple. Look at the equipment inside. If it's Microdyne, you go with one of the most trusted names in satellite communications technology.

QuickLink™ superior components for SNG.

Most SNG truck builders take one component from supplier A, another from supplier B and so on.

Microdyne's SNG truck is built to your exact specifications almost entirely with Microdyne equipment. Microdyne will do all the system design, wiring, integration, testing and training of your personnel.

Since key components are all Microdyne, there's minimal delay in making alterations, modifications or changes

in years to come. Other SNG truck makers use somebody else's components, so getting something fixed or replaced can take a long time.



Broadcast-quality electronics built and backed by Microdyne.

Auto-acquisition system makes peaking a piece of cake.

Take the keypad and enter the truck's latitude, longitude and current compass direction.

Punch in the code for your desired satellite, and the rest is automatic. Microdyne's auto-acquisition system does the trickiest, and most critical job in very short order. In any kind of weather.

The antenna controller peaks azimuth and elevation, peaks

polarization, and lets you change from one satellite to another immediately with pinpoint accuracy.

QuickLink: superior from the inside out.


QuickLink can be customized to your exact needs, from antenna size to communication package, video encryption and C-band or Ku-band receivers.

Equip your truck with any type of telephone or data link to receive voice or hard copy instructions or operation commands from the home station.

QuickLink. On the outside, it may look like any other SNG truck. But on the inside, it's in a class by itself.

For more information, or a demonstration, call Microdyne at (904) 687-4633.

*QuickLink—
a superior SNG truck
from Microdyne/AFC.*



Microdyne Corporation

491 Oak Road • P.O. Box 7213
Ocala, FL 32672 • TWX: 810-858-0307

See us at the RTNDA Show, Booth #1049.

The Microstar 23 is intended for broadcasters who would otherwise have used the crowded 2, 7, and 13 GHz bands—for which there are existing Harris Microstar products—for their short-distance video transmission needs. Its modular design allows the Microstar-23 to be configured in the field for simplex or duplex operation in nonprotected or hot-standby modes, according to Harris.


WITF, an educational television station in Harrisburg, PA, last month purchased the first Microstar-23 unit, which it will use to transmit programs originated at three college sites to a main studio.

Video links go aural

M/A-Com has had a 23 GHz STL for video use available for three years, but at this NAB the company demonstrated its use for aural-only transmission. The MA-23 aural STL uses digital audio processing to achieve up to 90 dB S/N ratio (110 dB dynamic range) compared with the typical analog S/N ratio of up to 70 dB for conventional links. Stereo separation in the 80 dB range is also attained, according to M/A-Com national sales manager, David Erikson.

M/A-Com's NAB demonstration used the dbx 700 Digital Audio Processor and the MA-23CC microwave link using companded predictive delta modulation to achieve the high sound quality required by major market stations. A second demonstration used the Sony Model PCM 701ES processor without companding to achieve 90 dB dynamic range. Both these designs take the digitized audio signal and convert it to video format for microwave transmission using the video baseband of the 23 GHz frequency.

Other methods for aural transmission over the new high-frequency links are to use either analog or digital subcarriers in the baseband above the video band or to use T1 channels over a digital microwave link. A possible drawback of these techniques for broadcasters is that they require stereo



The Microstar-23 from Harris Broadcast Microwave is claimed to be the first 23 GHz STL on the market to meet the RS-250B standard.

generation and some audio processing at the remote transmitter site because the recovered program audio appears as discrete left and right channels.

Unsurprisingly, manufacturers of aural STL equipment at lower frequencies are skeptical about the suitability of video links for aural use. Because of the comparatively high cost and susceptibility to rain attenuation of the 23 GHz equipment, they say that it does not compete with 950 MHz band links. "We do not plan to manufacture equipment for the 18 and 23 GHz bands," says Marti's McClanahan. "We feel that our narrowband equipment, *if properly utilized by the industry*, will provide more than enough audio channels for aural STL."

Moseley's Glenn Sanderson estimates total system cost for equipment running at the higher frequencies will be about double that of a similarly performing 950 MHz system. Jesse Maxenchs of

TFT agrees the 18 and 23 GHz bands are not competitive. He adds that the two bands can coexist with broadcasters using the high frequencies over short distances to get out of a city and then switching to the 950 MHz for a longer hop in a less spectrum-crowded area.

Rain attenuation is the other major problem that confronts microwave users at high frequencies. Ed Williams at the NAB puts it succinctly: "18 and 23 GHz are not very good for long haul unless you're in a desert."

In ideal conditions, an often quoted maximum transmission distance using the 18 and 23 GHz frequencies is around 15 miles. Bad weather causes a very rapid degradation of performance. Rough figures given by Williams show a 3 dB/mile loss of signal in a moderate rainfall of one inch per hour. In a four-inch per hour downpour, the loss over one mile leaps to 18 dB.

Even proponents of 23 GHz operation concede that these levels of performance loss are unacceptable. Possible solutions could be to have 23 GHz microwave capability for occasional use only, or to keep a 950 MHz link on standby for times when the high-frequency transmission would suffer attenuation. The question for broadcasters is to weigh the chance of outages at 23 GHz due to bad weather against the likelihood of finding spectrum space when it is needed at lower frequencies. **BM/E**

For AM, FM, SCA
and TV modulation monitors.

WHEN ACCURACY COUNTS...COUNT ON...

Call (215) 687-5550 or write for more information on Belar AM, FM, Stereo, SCA and TV monitors.

BELAR
ELECTRONICS LABORATORY, INC.
LANCASTER AVE. AT DORSET, DEVON, PA 19333




FROM THE NEWSROOM TO THE BOARDROOM TO THE OPERATING ROOM. PANASONIC[®] MONITORS.

Video. More and more it's playing a larger role in entertainment, industry, education, even medicine. That's why no matter what your special application, all you need are the monitors in the Panasonic BT, CT and MT Series.

Our BT Series monitors are ideal for broadcast because they all have the quality and important controls broadcasters require. Like a normal/uncerscan switch that lets you select either the camera view or the actual monitor picture. Pulse-cross circuits for easy observation of sync detail. And blue only for easy chrominance adjustment. The 13" and 19" BT Series monitors (all screen sizes measured diagonally) have our special CompuFocus™ picture tube. Add to that a switchable comb filter and the result is increased definition and color sharpness.

Perhaps the most versatile of the BT Series are the 7" monitors. There's one that operates on both AC and DC so it's perfect for field use. Another model includes switchable line inputs, external sync terminals and is



available as a single unit or in a dual rack.

Our CT monitors also come in a wide variety of configurations. You can choose from our 19" models. One comes with a tuner, and one can be used internationally because it lets you switch between NTSC, PAL and SECAM. The CT Series 13" and 14" monitors include

models with a built-in tuner, NTSC composite and RGB inputs for use with computer graphics. And when light weight and portability are important, there's the CT Series 5" monitor receiver.

For medical use, the MT-1340G conforms to the UL-544 standard. Its Data Grade in-line picture tube provides the precise resolution medical applications require. While RGB inputs assure you of critically accurate color reproduction.

By now it should be clear, no matter what your special application, the monitors in the BT, CT and MT Series have the right qualifications. Monitor pictures simulated.

For more information, call your nearest Panasonic regional office. Northeast: (201) 348-7620. Midwest: (312) 981-4826. Southeast: (404) 925-6835. Southwest: (214) 257-0763. West: (714) 895-7200. Northwest: (206) 251-5209.

Panasonic
Industrial Company

Born To Broadcast.

Introducing Ampex 198 and 199 1/2" Professional Broadcast Videocassettes.

Our 198 and 199 are everything you asked for in 1/2" broadcast videocassettes. Because we listened to you before we created them.

You told us you wanted bright, sharp color and clean, crisp pictures. Pictures with fewer dropouts. So we created an advanced high energy formulation and manufactured the tapes in a state-of-the-art cleanroom environment using anti-static materials.

You told us they had to be rugged and durable. So we created a tough tape binder system and a precision-molded, high-impact

ABS plastic cassette mechanism.

But we didn't stop there. We also created a user-friendly labeling system that helps you find material fast. Because you don't have time for delays in the editing suite.

The result is everything you asked for in the newsroom, on location and for automatic cart playback systems.

Ampex 198 and 199 1/2" videocassettes in Betacam™ or M format. Great color. Great pictures.


AMPEX

Circle 137 on Reader Service Card



BETACAM

Ampex Corporation • One of The Signal Companies
Ampex Corporation, Magnetic Tape Division,
401 Broadway, Redwood City, CA 94063, 415/367-3309
A Division of Sony Corporation.



Broadbanding Your Own?

The drive for technical improvement and the promise of stereo in AM radio are bringing renewed attention to antenna broadbanding.

By Hugh Aldersey-Williams

Volumes of literature have been published about AM antenna broadbanding stretching back over many years. Now, the issue is more pressing than it has ever been, as AM stereo and other AM improvements slowly make their mark in radio broadcasting. The expected National Radio Systems Committee (NRSC) standard on preemphasis, for example, will be meaningless if AM antennas are not tuned. "The antenna is the final filter of a station's audio," reminds Michael Rau of the NAB office of science and technology.

Despite the need for broadbanding and despite the fact that broadcasters are in a good position to troubleshoot their own antennas, they are frequently reluctant to do so. Why is this?

Some engineers are unwilling to meddle with such a vital piece of equipment where there is no room for error. Many stations might, for example, have two transmitters but only one antenna. The engineer can risk an attempt at ad-


justing the transmitter because there is always a standby, but an unsuccessful attempt to broadband the antenna could prove disastrous, perhaps impairing the station's pattern or taking it off-air completely.

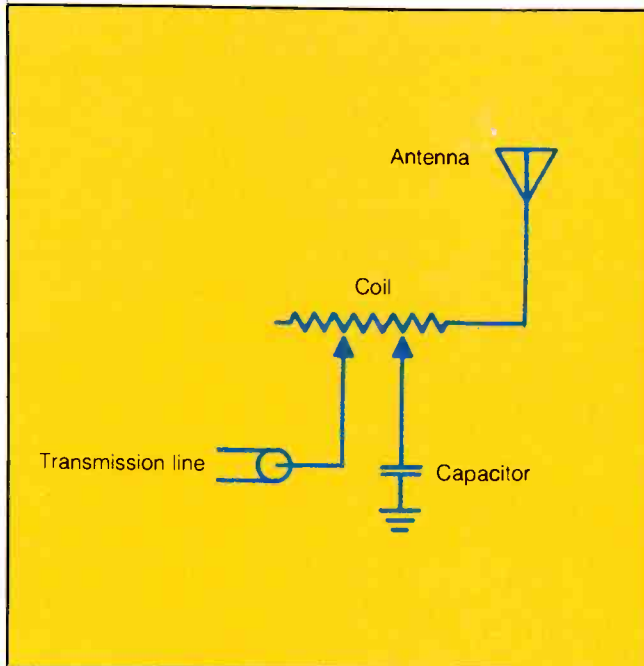
In other cases, what was initially thought of as a simple problem in arithmetic can build alarmingly as other factors—maybe an antiquated transmission line, the tower, etc—are brought into consideration. Many broadcasters have left the antenna, and the whole broadbanding issue, well alone.

Wideband receivers

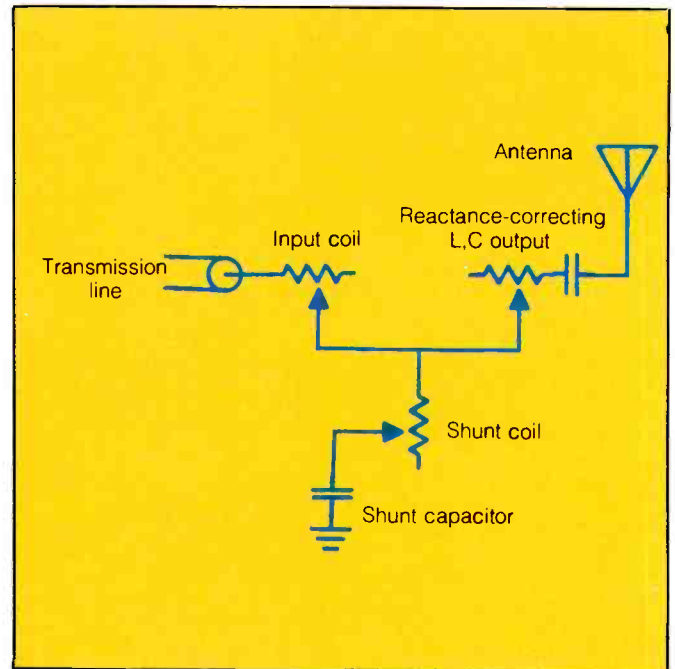
This technophobia is one reason for broadcasters' hesitancy in attempting broadbanding. Another is that there is as yet no obvious market for the higher quality signals broadbanding would provide.

The antenna is the "final filter" for high-fidelity AM sound (photograph courtesy LeBlanc and Dick Communications).





This simple network can match the source and load, but it ignores system bandwidth considerations (courtesy Carl T. Jones Corp.).



The TNET program can handle more complex circuit designs such as this generalized T network (courtesy Carl T. Jones Corp.).

Long-standing promises of higher quality receivers have been slow to be realized. Without a listening market with receivers that could appreciate the potential improvement, why should broadcasters make the effort?

Such progress as there has been in wideband AM receivers is basically the progress of stereo AM receivers, since the wider bandwidth is needed to create the stereo effect. "There is no new design being done in mono. Any AM mono radio is an old design," says Ken Brown, senior RF engineer at ABC.

Stereo AM receiver market penetration remains low. Probably less than one in 20 AM receivers sold is a stereo unit, according to industry observers. Receiver manufacturers, in some cases, appear to be waiting for increased consumer awareness. A Sony spokesperson, for example, says that market acceptance of its XRA-33 AM stereo car radio so far indicates only a tentative increase in wideband receiver demand. Bill Gilbert, a staff engineer at Delco Electronics, says his company is currently doing a market study to gauge people's awareness of AM stereo.

The vast majority of applications for AM stereo receivers are in cars. The market may be even slacker for nonautomotive AM stereo if the progress of another Sony radio is anything to go by. Its SRF A100 portable AM stereo receiver, introduced in 1983, has recently been taken off the market.

While manufacturers wait for greater consumer interest in higher quality AM, the broadcasters in turn wait for the manufacturers to introduce wideband receivers. This cycle of inaction is completed by the consumer, who waits, seemingly in vain, for some indication that there is even any potential for AM improvement.

Overmodulation

To break the cycle, broadcasters should first set their own house in order, admonishes ABC's Brown. He is referring to "splatter," which occurs when stations overmodulate to over 100 percent negative. When this happens, the carrier cuts off, and interference occurs in adjacent channels. "Splatter is largely caused by overmodulation," says Brown. "We should limit negative modulation to -99.9 percent." (Splatter and its relation

to preemphasis of AM signals is covered in more depth in the first article in *BM/E's* Rebuilding AM series: "Preemphasis: Key to AM Improvement," February 1986, page 25.)

Splatter is introduced in one of two ways, according to Brown. The first, which should be stamped out, is that it is introduced deliberately; it can be seen on a modulation monitor. The second way is unintentional and arises when a too-simplistic approach is taken to broadbanding. A folded unipole, for example, is not sufficient, Brown warns.

Splatter is more than an unpleasant noise for the listener. It's also the reason for many AM receiver manufacturers' refusing to wideband. Instead, they presently need to narrow the bandwidth to cut out the interference. Delegates at the NRSC meeting on preemphasis, held in mid May, found it an eye-opening experience to hear just how bad second adjacent channel interference was in their study area of Chicago, reports Gilbert, who is also co-chairman of the NRSC preemphasis committee. The committee is currently studying limiting the maximum

THE RIGHT STUFF!

Lenco's New 600 System Audio Distribution Components Put All The Right Stuff Together... Any Way You Want It!

Lenco's new 600 System audio components bring a new standard of performance to the field of audio/video distribution equipment. But that's not the only reason why you'll want to specify the Lenco 600 System for your next purchase.

UNMATCHED VERSATILITY
Mix Lenco Audio and Video Distribution Equipment to suit your needs. Virtually all Lenco distribution components fit the 600 System Main Frame. And you can mix audio/video in almost any combination in the unique 9 cell frame. You're not limited to a 50/50 maximum video-to-audio mix. Engineers will also appreciate our innovative frame and module design which ensures ease of installation and maintenance.




ENGINEERED FOR PERFORMANCE
Lenco 600 System components are built to the toughest standards in the industry, and engineered to assure unmatched performance with specifications such as:

- S/N 105 dB
- Common Mode Rejection 70 dB

- Intermodulation Distortion < .004% up to 24 dBm
- Total Harmonic Distortion < .006%

Finally, our design engineers have taken extreme caution using grounding and shielding to minimize crosstalk.

SUSTAINED SUPPORT SERVICE
If you should experience a problem with any Lenco component, we can supply a loan replacement from our factory... Fast, usually within 24 hours. It's just one more reason why, when you need "the right stuff" for your audio or video operation, your first choice should be **The Professional's Choice... Lenco.**
For complete technical information on Lenco's New 600 System Components and the full line of quality Lenco distribution equipment, Call Toll-free: 1-800-325-8494.



300 N. Maryland St.
P.O. Box 348
Jackson, MO 63755
1-314-243-3147
TWX-910-760-1382

bandwidth to 10 kHz.

Some see a conflict. Broadcasters are concentrating on getting the best signals to the majority of their listeners, whom they claim live in strong signal areas. The receiver lobby, on the other hand, wants to sell radios that will allow everyone in a given station's coverage area to receive an acceptable signal. "Radio manufacturers bluntly are going for the fringe au-

dience," says Brown. Gilbert suggests the differences are not so great, however. "It's a cooperative process," he says. A preemphasis standard is expected by the Radio '86 show in September.

Healing thyself?

These are some of the symptoms that currently ail AM radio. One possible treatment is to broadband the antenna. But how is the broad-

caster to tell whether this is appropriate? A method for diagnosis is needed.

For the most part, stations can undertake their own diagnoses. In cases where simple, nondirectional antennas are used, it may even be possible for broadcasters to administer their own treatment. By and large, however, the remedy is to turn to a consultant for the prescription. Identification of an antenna broadbanding problem is easy, says Edward Edison of Hammett and Edison consulting engineers in Burlingame, CA. But its correction may require the innovative engineering on which the consultant is up to date.

Now, there are new diagnostic aids in antenna engineering. One approach was described by William Ball of Carl T. Jones Corp. in Springfield, VA, at this year's NAB. Ball's solution lies in the use of a card-programmable hand-held calculator to lighten the load of performing the circuit analysis necessary to construct a matched network for a nondirectional AM antenna. Ball has also translated the programs into BASIC, FORTRAN, and Pascal programming languages.

The use of a calculator allows the broadcaster to go beyond simple back-of-an-envelope arithmetic. This approach taken in the past would probably have simplified the problem to use one capacitor and one coil in the network. The calculations might have shown a match between the source and load of an antenna, but it would only have been at the carrier frequency. Sidebands would have been ignored in this basic approach.

Ball's program, christened TNET, allows a series of networks to be calculated with various phase shifts. In working on tower coupling networks in the past, Ball says: "I came to the conclusion that in order to achieve a good broadband match, one had to consider the total phase rotation of the system, modify it where possible, and minimize as many undesirable effects as possible."

TNET can handle both the real

DELTA's Impedance Measuring Products

INDUSTRY-STANDARD

RG-4



The **RG-4** combines high level output (10 VRMS) capacity with a sensitive receiver (5 micro V) and more than 120 dB receiver/generator isolation.

Frequency increment and decrement keys sweep the operating frequency in 1, 10, 100 or 1000 kHz steps.

- Frequency range: 100 kHz to 30 MHz
- Receiver/generator isolation: >120 dB
- Generator output: to 10 VRMS into 50Ω
- Modulation: 400 Hz, 90% AM, 50 Hz square wave
- Receiver sensitivity: 5 micro V nominal

OIB-1

The **Operating Impedance Bridge** measures the impedance of networks, radiators, and the like while they operate under full power. VSWR as well as complex impedance of up to 400 ohms ± j300 ohms can be measured.



- Frequency Range: 500 kHz to 5 MHz
- Through Power Rating: 5 kW Modulated 10 kW Carrier only
- Accuracy: R and X, 2%, ± 1 ohm
- Direct Reading in R: -400 to +400 ohms, standard -1000 to +1000 ohms, optional
- Direct Reading in X: -300 to +300 ohms, standard -900 to +900 ohms, optional
- Measures VSWR: $Z_0 = 0$ to 400 ohms

OIB-3



The **OIB-3 Operating Impedance Bridge** provides extended resistance and reactance ranges, measuring up to 1000 ± j900 ohms. The bridge has a built-in carrying case and RF amplifier for improved nulling.

- Frequency Range: 500 kHz to 5 MHz
- Through Power Rating: 5 kW Modulated 10 kW Carrier only
- Direct Reading in R: -1000 to +1000 ohms
- Direct Reading in X: -900 to +900 ohms
- Accuracy: R and X, 2%, ± 1 ohm

CPB-1 (5 kW), CPB-1A (50 kW)

The **Common Point Impedance Bridge** is designed for permanent installation. It allows continuous monitoring of the common point, thus facilitating network adjustment. This model can be provided with one of Delta's TCA ammeters mounted in the front panel.



- Frequency Range: 500 to 1640 kHz
- Power Rating: CPB-1, 5 kW CPB-1A, 50 kW
- Resistance Measurements: 30 to 100 ohms Range ± 2%, ± 1 ohm accuracy
- Reactance Measurements: ± 50 ohms (1000 kHz) range ± 2%, ± 1 ohm accuracy

DELTA ELECTRONICS

5730 GENERAL WASHINGTON DRIVE
P.O. BOX 11268 • ALEXANDRIA, VIRGINIA 22312
TELEPHONE: 703-354-3350 TELELEX 90-1963

Celebrating over 20 years as the leader in RF Instrumentation.



and imaginary components of the L, C variables of a network. Matrix calculations using the general circuit parameters are also possible for multiterminal networks. Repetition of the matrix calculations can be continued to include all the components of a coupling system. "What we have here," sums up William Ball, "is a method that will allow relatively simple analysis of complex networks."

Sideband analysis

A second computer program at the NAB was designed to cope with more complex problems. Jerry Westberg of Harris Corp.'s Broadcast Group described the results of a sideband analysis for a directional antenna system carried out on a DEC PDP-11 mainframe computer.

The program was designed to compare the field patterns that would result from different power dividers connected to antenna sys-

tems of different sensitivities. Such calculations might involve the manipulation of matrices of up to 40 x 40 elements, says Westberg, rather than the 2 x 2 matrices handled by the TNET program in the single antenna case.

The problem is that with directional antenna arrays, the complexity of the problem rises exponentially with the number of towers in the array. Even a four-tower array, recalled Ken Brown, required the solution of 21 simultaneous equations, a job not for a PC, but for a computer the size of a VAX.

In evaluating the performance of the power divider scheme, Westberg found that transmission line lengths and types, antenna coupling circuitry, phase shifters, and array operating parameters all affected its adjustability. Says Westberg: "The program we used takes into account the entire

circuit."

These new techniques for looking at antenna performance demonstrate the potential impact that computers could have for AM stations. This computing power, together with commercially available programs or licensing and timesharing arrangements, would enable station engineers to do their own broadbanding calculations, at least in single tower circumstances.

The majority of stations could achieve much better impedance matches in their transmission networks using comparatively modest hardware. A personal computer or programmable calculator is within most budgets, if one isn't already owned by the station. All that remains is to make available for sale or license the antenna analysis programs that currently remain proprietary to the companies and consultants involved in antenna design. **BM/E**

We Guarantee...

We guarantee that our camera tripod plates and VTR/Camera Cables will last longer than other manufacturers'... or we will replace them at No Charge.

ENG crews and maintenance supervisors report that TSM camera tripod plates and VTR/Camera Cables last 2 to 4 times longer than other makes.

Quick Release Tripod Mounts. Rugged, reinforced construction with positive locking... plus extra holes for optimum balance. Models shown are for Ikegami and Sharp cameras. Models for other cameras available soon.

VTR/Camera Cables. Heavy duty *pull, twist* and *bend* strain relief design at connectors. Crews like cable flexibility and long life. Available for Ikegami, RCA, Sharp, Hitachi

and Sony cameras and popular portable VTRS. **Mono-Brace** increases stability when using long focal length or heavy lenses. Perfect prescription for back pain.

Mic and Light Adapters for Ikegami cameras. The TSM-MLA is a simple solution for combo mounting of shotgun mic and light.

BCTV Zoom and Focus Controls. Smooth 2 speed Zoom control clutch prevents end stop damage. Focus control has drag adjustment. Drive cables have dust seals.



Call or write for complete details and inquire about our Warranted Lens Repair service.


TSM

TOTAL SPECTRUM MANUFACTURING INC.

20 Virginia Avenue, West Nyack, NY 10994
(914) 358-8820

See us
at RTNDA
Booth 587





ENGenius!

IKEGAMI HL-95 IS
THE CROWNING ACHIEVEMENT OF THE 80's.


The engineers at Ikegami have just enhanced the finest ENG component camera in the industry, by making it the most versatile.

Now the Ikegami HL-95 camera head can be the crown jewel of your 1/2" Beta ENG system, as well as three other configurations including 3/4", 1/4" and MII formats.

Considered by many as the most impressive and important hand-held camera breakthrough of the 80's, the HL-95 achieves total operational flexibility without compromising strict performance, sensitivity, resolution and registration.

Featuring registration stability without adjustment (proven over many weeks); better shoulder balance; better low light level sensitivity (1.5 ft. candles); better S/N for given low light levels (proven in exhaustive comparison tests); plus minimum maintenance, weight and power consumption. The Ikegami HL-95 far outdistances any camera in its class. It's pure ENGenius.

For a demonstration of the HL-95 and other Ikegami cameras and monitors, contact us or visit your local Ikegami dealer.





Ikegami[®]

Ikegami Electronics (USA), Inc. 37 Brook Avenue Maywood, NJ 07607

East Coast: (201) 368-9171 West Coast: (213) 534-0050 Southeast: (813) 884-2046 Southwest: (214) 233-2844 Midwest: (312) 834-9774

Circle 141 on Reader Service Card

FUJI
VIDEO TAPE
MADE IN JAPAN



NEVER HAS ONE INCH BEEN TAKEN SO FAR.

We could tell you that Fuji's H621E 1" video-tape has a video and chroma S/N rating 2dB higher than even our best 1" tape.

And we could tell you that now we've made H621E even better with an audio rating that's 3dB higher.

But why tell you when we can show you? We'll do it right before your eyes, in your own facility. Just call your Fuji representative. He'll introduce you to a tape that will give you clear,

crisp audio and unsurpassed picture quality after more generations than you'll probably ever need.

Of course, good news travels fast. So before all these extra dBs wind up in someone else's studio, call the nearest regional office listed below toll-free and ask them for a demonstration of Fuji H621E. Because when it comes to great audio and video reproduction, why look any further?

 **FUJI** PROFESSIONAL
VIDEOTAPE

FUJI PROFESSIONAL VIDEOTAPE PRODUCTS:

Northeast Region 1-800-526-9030
(in NJ 201-935-6022)

Southeast Region 1-800-241-6005
(in GA 404-441-2222)

Midwest Region 1-800-323-4826
(in IL 312-569-3500)

Southwest Region 1-800-527-0804
(in TX 214-243-2537)

Western Region 1-800-241-7695
(in CA 213-636-0101)

© 1986 Fuji Photo Film U.S.A., Inc., Magnetic Products Div., 555 Taxter Rd., Elmsford, NY 10523

Circle 142 on Reader Service Card

Engineering in the Client's Interest

From local commercials to elaborate productions, TV stations are making a mark in the competitive teleproduction business.

By Eva J. Blinder

For a television station, getting started in teleproduction is a logical extension of its current business. The equipment is at hand, and the sales department is bringing in the clients, so making local commercials "comes naturally" to stations all around the country. And once you're making commercials, why not move on to other kinds of clients and jobs?

It's at this point that what started out as a simple operation becomes clouded with complex questions. Producing commercials for your own clients makes obvious business sense, bringing in spots that otherwise would never see air. But a station-based teleproduction operation that services outside clients, such as local and regional businesses, may face serious competition from independent production companies as well as other stations. The more sophisticated the market, the more demanding the clients are of technical facilities and creative expertise. In all likelihood, the simple equipment setup that sufficed for the used-car dealer down the street won't satisfy a regional ad agency or major business.

At the same time, growth in the production operation may foster conflict within the station itself. If the production department shares its equipment with on-air or news operations, what happens when a



Scheduling conflicts are a major problem for in-house production crews. WCTV's extensive post-production facilities are shared between the station's own on-air requirements and the demands of its outside production services.

hot story forces news into overtime—right into evening production hours already booked by a client? The obvious answer is to equip the production department separately. But is the extra expense justified? Does the market provide enough work to pay for the new equipment?

In almost every market, television stations are facing these questions and working out solutions based on local conditions. They range from purposely keeping the production department small and resolving all conflicts in

favor of air, all the way to setting up a separate production company under the aegis of the station, with its own facilities and equipment.

Taking advantage

In Mobile, AL, CBS affiliate WKRQ-TV has taken advantage of relatively light competition to build a serious outside production department. Although WKRQ-TV Productions remains integrated into the station, it has sufficient staff and equipment resources to attract regional (and a few national) clients.

EMBARC

SATELLITE NETWORK

AMERICA'S MOST COMPREHENSIVE SATELLITE TRANSMISSION NETWORK

- ★ VIDEO CONFERENCING
- ★ SPORTING EVENTS
- ★ NEWS CONFERENCES
- ★ NEWS GATHERING
- ★ SPECIAL EVENTS



ETHEREUM SCIENTIFIC IS THE LEADER
IN DESIGN AND CONSTRUCTION OF
TRANSPORTABLE UPLINKS (BOTH C AND KU-BAND).

WE BUILD TO YOUR SPECIFICATIONS



(713) 784-2630

ETHEREUM **M**OBILE **B**ROADCAST **A**ND **R**ECEPTION **C**ONSORTIUM

Circle 143 on Reader Service Card

ATTENTION NEWS DEPARTMENTS

Please take a moment to fill out the form below so we can plan even better coverage of cameras, VTRs, and news equipment.

1. Indicate your buying status on the following types of equipment. Please use the boxes to indicate how many of each type of equipment you have now or intend to buy:

	have now/ on order	intend to buy		
		within 3 mos.	within 6 mos.	within 12 mos.
Betacam recorder/cameras	<input type="checkbox"/>	<input type="checkbox"/>	<input type="checkbox"/>	<input type="checkbox"/>
M-format recorder/cameras	<input type="checkbox"/>	<input type="checkbox"/>	<input type="checkbox"/>	<input type="checkbox"/>
CCD cameras	<input type="checkbox"/>	<input type="checkbox"/>	<input type="checkbox"/>	<input type="checkbox"/>
Studio/EFP cameras	<input type="checkbox"/>	<input type="checkbox"/>	<input type="checkbox"/>	<input type="checkbox"/>
Portable VCRs	<input type="checkbox"/>	<input type="checkbox"/>	<input type="checkbox"/>	<input type="checkbox"/>
One-inch VTRs	<input type="checkbox"/>	<input type="checkbox"/>	<input type="checkbox"/>	<input type="checkbox"/>
MERPS automation for news	<input type="checkbox"/>	<input type="checkbox"/>	<input type="checkbox"/>	<input type="checkbox"/>
Art/paint systems for news graphics	<input type="checkbox"/>	<input type="checkbox"/>	<input type="checkbox"/>	<input type="checkbox"/>
Dedicated image processing for news	<input type="checkbox"/>	<input type="checkbox"/>	<input type="checkbox"/>	<input type="checkbox"/>
Satellite truck for news gathering	<input type="checkbox"/>	<input type="checkbox"/>	<input type="checkbox"/>	<input type="checkbox"/>
Satellite uplink for news exchange	<input type="checkbox"/>	<input type="checkbox"/>	<input type="checkbox"/>	<input type="checkbox"/>
Newsroom computers	<input type="checkbox"/>	<input type="checkbox"/>	<input type="checkbox"/>	<input type="checkbox"/>
ENG vans	<input type="checkbox"/>	<input type="checkbox"/>	<input type="checkbox"/>	<input type="checkbox"/>
Microwave equipped helicopter	<input type="checkbox"/>	<input type="checkbox"/>	<input type="checkbox"/>	<input type="checkbox"/>

2. Looking ahead to the coming year, what will be your station's number-one purchase priority? _____

3. About engineering at your station:

Do you have a separate engineering staff for news? Yes No

What is the title of the person who heads news engineering? _____

4. About expenditures for cameras and VTRs:

What percentage of the news equipment expenditures goes toward cameras and VTRs? _____%

What percentage of overall equipment expenditures goes toward the news department? _____%

5. Do you foresee CCD cameras having an impact on equipment purchases for news within the next year? Yes No

6. Will you attend the RTNDA convention in 1986? Yes No

Check all previous years that you have attended RTNDA:

1985 1984 1983 Prior to 1983

7. About the stories on video production and news in this issue:

Did you find them informative? Yes No

Did they contain enough detail? Yes No

Did you read all of them? Yes No

8. Did you pass this issue on to others? Yes No If yes, how many? _____

9. About yourself: Do you work at a:

- TV station Radio network
- TV network Production company
- Radio station Post-production facility
- Other (specify) _____

Are you a:

- Chief Engineer Engineer General manager
- Production manager Operations manager Other (specify) _____

Do you:

- use the equipment? make buying suggestions?
- make buying decisions? evaluate equipment?

NAME AND TITLE _____

STATION OR COMPANY _____

ADDRESS _____

CITY, STATE, ZIP _____

PHONE () _____

MAIL BEFORE AUGUST 15, 1986

Fold here and staple closed. Thank you for your cooperation.

CAMERA, VTR, NEWS EQUIPMENT SURVEY



CAMERA, VTR

NEWS EQUIPMENT

SURVEY

MAIL BEFORE AUGUST 15, 1986
Fold here and staple bottom.




NO POSTAGE
NECESSARY
IF MAILED
IN THE
UNITED STATES

BUSINESS REPLY MAIL

FIRST CLASS PERMIT NO. 6377 NEW YORK, N.Y.



BROADCAST MANAGEMENT/ENGINEERING
295 Madison Avenue
New York, New York 10164-0008





Mobile, AL's WKRK-TV has developed a strong niche in its relatively small market. Here, a crew member sets up a shot for a Delchamps Food Systems spot.

"We've been pretty successful mainly because in this part of the country there's not that many people who do this," states production manager Ed Whatley. According to Whatley, until very recently the other stations in WKRK's market "didn't try to compete with us" in commercial production. WKRK's main competition has come from outside the market, from cities such as Baton Rouge, New Orleans, Atlanta, Nashville, and Jackson, MS.

In the past two years, however, the number of stations in Mobile has grown from three to six, and independent production facilities have also increased. The increased competition has changed the character of the market, Whatley says.

"The biggest challenge I've found here is that for so long it was such an isolated market," he explains. "...It's awfully hard to compete with some people because they'll do it for nothing. They'll do it every day, just to do the job. They don't understand that if we'd all get our rates in line then we'd all make money.

"The business is there, it's just a matter of going to get it. A lot of big industries in this area are now just discovering videotape. It's not a sophisticated market, but it's got possibilities."

Staying competitive means offering clients facilities that will do the job. The WKRK production department boasts two production control rooms that can be mixed

together for large projects. One has a Grass Valley Group 300 switcher, the other a Vital switcher. The two rooms control a total of seven Sony one-inch VTRs, ranging in model from 1100s to 2000s, along with a Thomson-CSF Vidifont Graphics V character/graphics system. A Dubner paint system will be installed shortly. As of now, the station does not have computerized editing.

An important part of WKRK's client production workload consists of mobile shoots. The station operates a 17-foot Wolf Coach cube van with up to five Ikegami HL-79 cameras and a Sony switcher. Whatley notes that the van design was deliberately kept simple, without many of the bells and whistles found in large trailers.

The production department control room equipment is shared with news operations, and this occasionally leads to conflicts. To keep these to a minimum, clients book production time three weeks in advance, with the news production schedule always taken into account. If news knows a special event, such as a local election, is coming up, "they'll book production time with us just like a client will."

"The operation of the television station comes first," Whatley insists. "The bottom line is it's a television station, not a production company." Keeping "a little flexibility" in the schedule avoids conflict most of the time.

Tight market

Although Oklahoma City has three independent production companies, KOHK-TV Studio 25 gets most of its competition from a pair of local network affiliates, according to production manager Jerry Rodgers. The station does business as Studio 25 to emphasize that it has a production department separate from on-air and news operations.

"One of my main draws is that I don't have to shut down for newscasts," Rodgers asserts. "The others do." If needed, he adds, his production crew can keep going 24 hours a day, seven days a week, although normal production hours are 8:00 a.m. to 10:00 p.m.

"We're filled to capacity probably 75 percent of the time," he estimates. The production department works on station promos about eight hours a week (12 hours during sweeps). "The rest of the time is available for me to sell."

Studio 25 is equipped for full client services, with an on-line CMX 3400 computer editor controlling four Ampex VPR-2B one-inch VTRs and two AVR-2 quad decks. Other post-production equipment includes a Chyron 4, a GVG 1600-7K production switcher with E-MEM and two channels of digital effects, an NEC Optiflex for perspective and rotation, and an Aurora/75 animation computer.

Two studios share three RCA TK-47B studio cameras, an Avab 2002 computerized lighting control board, and an ADM 32-channel audio console. In addition, the station operates a small mobile unit with an Ampex VPR-20 one-inch portable and an Ikegami HL-79 camera. The total production department staff of 11 services two shifts, day and evening.

All equipment, except one of the VPR-2Bs and the two AVR-2s, is dedicated to the production operation. "Very rarely do I have to hold the client up because of equipment," Rodgers claims.

Studio 25's projects range from large-scale industrial presentations to commercials, the latter generally coming through local or

In-House Production

in-house agencies.

"Last year, revenue-wise, we probably made the biggest percentage [of our income] from doing industrial presentations," Rodgers notes. "...Number-wise, we don't service hundreds of industrial clients, but when they come in they reserve large blocks of time and pay for large blocks of time." Revenues from KOHK's production operation are around \$1 million a year, according to Rodgers. Generating more, he feels, would necessitate attracting clients from outside the Oklahoma City market—something he's not sure is feasible.

"Dallas is about 212 miles south of me, so it's hard to compete," he complains. "It's even hard to get business out of Tulsa," only 100 miles away. "If they really need the razzle-dazzle, they just fly right over me and keep going to Dallas." Many of those who do so are seeking the capability of a Rank Cintel film-transfer machine, not available in Oklahoma. "We don't have enough business to warrant the purchase of such a device," Rodgers adds.

Finding a niche

Even without a separate production department, WCTV, located in the Thomasville, GA/Tallahassee, FL, market, manages an impressive job of attracting clients for its outside production services.

"Our market is quite a bit different than most Florida markets," says WCTV production manager Tom Gay. "This is a seat of government and also a university area. There's not much manufacturing here, so we don't have that market to go after, but we do a good bit of work for various Florida state agencies, producing public service announcements that we ship around the state. We have to bid on it, but we get quite a few because we can cut our costs below what an independent production house would charge, because our main business is to operate this television station."

One problem Gay encounters is client stereotyping of the kind of work television stations are capable of. He notes, however, that "people are becoming more and more aware" of the station's capabilities.

Equipment, shared with the station's own production and on-air needs, includes Ikegami HL-79s and Sony U-matics for field assignments. "We still shoot 3/4-inch in the field," Gay relates, "but now we're one-inch in-house, so we dub up to one-inch." The station's two studios, which produce four and a half hours of live programming each day, have three Ikegami HK-357 computer setup cameras, Ampex one-inch recorders, a 3M D-8800 character generator, and a brand-new NEC System 10 DVE, one of the first in the country. The

station has no computerized editing, although "that is one of the next steps we hope to take," according to Gay.

With all the live programming, "occasionally conflicts do arise," Gay admits. "But normally, in every case, in the bid process clients always give adequate time for conception, production, and dubbing. With our other clients, we stress up-front that our primary obligation is to our commercial on-air clients, and they take precedence."

Flexibility and preplanning are key factors to WCTV's success. Since the station staffs three separate production shifts—with a total of 25 people—"we can schedule some production with a crew that may be going through a slack period," Gay adds.

Going all the way

For an example of the ultimate in station-run teleproduction facilities, one need look no further than WHAS-TV, Louisville, KY. Well, a little further: WHAS's production arm, Louisville Productions, is a separate company owned by the station. It treats the station (almost) as just another client and, in turn, buys services from the station.

According to Ed Tonini, general sales manager for Louisville Productions, the operation started out about 14 years ago in the usual way—as an adjunct to the sales department, making commercials for air.

"After two or three years of operation," Tonini continues, "...it grew to the point that it became an independent entity. As the years went on, smaller and smaller percentages of the work were generated for the local station, to where now virtually none of the work we do is aired on WHAS. The majority of our business is even outside of this market. In fact, the mix in our business is about 65 percent in the area of business communications....The majority of our work is nonbroadcast."

The operation's size is such that it is structured into four operating groups. LP Film and Tape is the production arm, with facilities for




KOHK's Studio 25 crew working on a local commercial spot. The Oklahoma City-based station's projects range from on-location shoots to large-scale industrial presentations.

THIS IS THE ONE.



THIS IS THE ONLY.



The nature of ENG and EFP business demands that you have one and only one chance to capture an event the moment it happens.

And when you're talking one and only, you're thinking Sony. The Sony Betacam system is the one to record with, and Sony's Betacam BCT series cassette is the only one to record on. Our exclusive VIVAX™ magnetic particles, special binder system, new surface treatment and anti-static shell are all specifically designed to ensure the highest level of durability and reliability. And most of all, the best audio and video signal performance possible.

Your Sony Professional Tape Dealer will be glad to give you all the impressive facts and figures on Betacam BCT series cassettes. But the most important fact is: No Sony recorder should have to tape on anything less than Sony tape.



Proud supplier of tape
for the Goodwill Games

SONY
THE ONE AND ONLY™

Circle 144 on Reader Service Card

Sony is a registered Trademark of Sony Corporation.
The One and Only, Betacam and VIVAX are Trademarks of Sony Corporation.

In-House Production

35 and 16 mm film as well as one-inch and 3/4-inch tape. LP Post, with three full-time editors, has two computerized edit suites, one for one-inch and a brand-new one for 3/4. The third operating division, LP Business Communication Group, is a concepting group that comes up with creative ideas for clients and determines the best way to fulfill their objectives.

The fourth operating division, LP Satellite Services, is the marketing arm for the Kentucky Teleport and provides transmission services for clients worldwide.

Louisville Productions has its own offices, two studios, and a one-inch edit suite all located within the WHAS building. A 3/4-inch edit suite is located in another building.

The one-inch suite features a two-channel Ampex ADO with the Infinity effects package, a Thomson-CSF Vidifont Graphics 5 with Vidifex, along with an Ampex ESS-3 digital still store, GVG switcher, and Vital SqueezeZoom. The Sony BVE-5000 editing system controls three Sony BVH-2000 and two Sony BVH-1100 VTRs.

The 3/4-inch suite, just going on-line at press time, is one of the first in the country to utilize Sony's brand-new SP U-matic equipment. Equipment includes a GVG switcher and Sony 3000 editing system, controlling three new SP U-matic decks, one with AST heads for slow-mos. The room is digitally interfaced to co-located 16-track and 32-track audio studios with Sony one-inch layback recorders.

One of the two studios has an attached control room and the ability to go to three Ikegami HK-312 cameras, although most shoots are single-camera "film style." The second studio is a smaller insert stage. A brand-new, powerful stereo routing system from Image Video Systems connects every audio and video source in the building.

Although Louisville Productions does plenty of location work, it does not operate a mobile unit; location work, with Ikegami HL-



New 3/4-inch editing suite at WHAS's Louisville Productions is one of the first in the country to employ Sony's SP U-matic decks.

79EAL cameras and a Sony BVU-500 recorder, is again done film style, complete with filtering packages and HMI lighting.

With so much capability of its own, Louisville Productions operates virtually independently of WHAS-TV.

"When the station comes to us, we treat them as a customer," Tonini asserts. In turn, Louisville Productions buys electronic art services from the station, which has a top-flight art department complete with five full-time electronic artists and an Ampex AVA-3 graphics system. [The WHAS art department, headed by Cathy Galvin, is described in *BM/E*'s May 1986 issue, p. 23.]

"The resources we have been able to purchase from Cathy have given us tremendous strength," Tonini adds.

Nonprofit profit

As a public station, WXXI in Rochester, NY, is prohibited from turning a profit. In these days of reduced funding, however, public stations have a greater than ever need to generate income, and WXXI has found producing shows for outside clients an excellent fundraiser.

"What we market is excess ca-

capacity," says production manager Mark Leonard. No separate department or personnel is devoted to client production.

The station concentrates on remote work, renting its six-camera mobile unit to other television stations and corporate users and doing sports remotes for regional networks and ESPN. A little over a year old, the truck is a Gerstenglaser trailer with six Ikegami cameras, including HK-357s, an HL-79D, and an HL-95. It carries four Ampex VPR-2B one-inch VTRs and a Grass Valley 1680 switcher, plus Chyron graphics. WXXI's studios also are used by clients, including occasional teleconference origination.

Because all facilities are shared, conflicts are inevitable. "It's always a challenge," Leonard says. "Most of the in-house production I try to schedule as far in advance as possible so we have some idea of where the windows are for clients."

Competition for the WXXI trailer comes from all around the east coast.

"We get the majority of local Rochester business," Leonard says, "but as far as the region, we are probably competing with some of the larger trucks. But in some cases we are more available than they are, so people can use us on shorter notice." The truck's rates also are "negotiable," according to Leonard, for additional competitive leverage.

When in Rome

What kind of teleproduction work could a TV station possibly find in the competitive Los Angeles/Hollywood market? The client roster at KCOP reads like that of almost any other Hollywood production house: serial TV program syndicators.

For the past nine years, KCOP's production department has provided the facilities for *The Joker's Wild* and *Tic Tac Dough*, two popular syndicated game shows. Both shows are ceasing production this year, however, so John Braislin of KCOP's Chris-Craft Videotape Center says he's seeking more of the same.

From Ampex, a switcher so fast, so powerful, and yet so logical that it makes a perfect match for the most demanding video wizard.

Couple it to the hands and mind of your creative expert and watch it produce client-winning video imagery with up to three M/Es (each with *three* full-capability keyers and a full key memory), a pattern system with over 100 exceptionally clean patterns, and a superb color-cancelling RGB keyer called SPECTRAKEY™.


And for *on-air* video magic that up to now you could only wish for, team it with an ADO-2000 and watch its unbelievable repertoire of effects become an integral part of the AVC pattern system! Or for the ultimate in post-production artistry, make an AVC switcher a part of a complete Ampex post-production system.

Call your nearest Ampex sales engineer to experience the ultimate AVC Super Series, or the cost-effective AVC Standard Series that

can expand to "Super" as your needs grow—from Ampex, with product support and service, worldwide.


Atlanta (404) 491-7112 Chicago (312) 593-6000
Dallas (214) 960-1162 Los Angeles (818) 240-5000
New Jersey (201) 825-9600 (In New York (212) 947-8633)
San Francisco (415) 367-2296
Washington, D.C. (301) 530-8800
Canada (416) 821-8840

AMPEX

Ampex Corporation • One of The Signal Companies 

Circle 145 on Reader Service Card

High Performance Vehicle: For serious competitors.



SPECTRAKEY is a trademark of Ampex Corporation
© 1985 Ampex Corporation

Telescoping Pneumatically Raised Support Masts for SNC and ENG.

OEM or accessory mounted on your truck, van, trailer or free-standing. Operational in minutes. Available in extended heights from 20 to 134 feet with a full range of support equipment including remote controlled rotators.


Inquiries handled promptly, efficiently. Use the card number below or for "Right Now" action, call (216) 682-7015 Ext. 286.

TMD DIVISION
THE WILL-BURT COMPANY
P.O. Box 900
Orrville, OH 44667



Circle 146 on Reader Service Card

New Class A Winner



Continental's Type 814B 4.3 kW FM Transmitter uses the Type 802A Exciter to deliver a crisp, clean signal.

With an output of 4,300 watts, it has plenty of power reserve for Class A operation on a 2-bay antenna system. It's solid-state except for one 4CX3500A Tetrode in the final amplifier. A built-in harmonic filter is just one of many outstanding operating benefits. For a brochure, call (214) 381-7161. Continental Electronics, a Division of Varian Assoc., Inc. PO Box 270879 Dallas, Texas 75227.

Transmitters 1 to 50 kW AM and to 60 kW FM, FM antennas, studio & RF equipment. ©1986 Continental Electronics/6213



Circle 147 on Reader Service Card

TV Engineering & Production

In-House Production



WXXI's teleproduction trailer does the bulk of the station's client work.

Compared to many of the independent facilities in his market, Braislin says, his is a "small" facility. Two studios are shared with the station's on-air operations; one is about 6500 square feet with seating for 200 viewers, and the other is about 2000 square feet. The small studio is usually tied up with KCOP's public affairs and news programming, so it is the larger that is used most often for outside production.

Available equipment includes Ampex VPR-2 and VPR-80 VTRs, RCA TK-46 cameras, CDL 480 production switchers, a Thomson-CSF Vidifont Graphics 5 character generator, an NEC E-Flex DVE, and a CMX 340 editing system.

In addition to the series work, KCOP does some commercial production and often serves as a location for movie crews. "We have a control room that overlooks the stage with a glass window, and they love that," Braislin says. Another source of revenue is telethons, both local and national but mainly the former. The station also does some teleconferencing. It has chosen not to pursue mobile jobs.

Even with the shared facilities, conflicts have been kept to a minimum, Braislin says.

"Yes, we have had conflicts," he admits. "Fortunately, management is very understanding and we are usually able to work it out by rescheduling what the station

is doing. But air comes first. Generally, we've been able to resolve the conflicts quite well."

The station sees two other local television outlets, KTTV and KTLA, as its main direct competitors. "We're friendly competitors," Braislin says. "We all know each other, and we'll help each other when we can." But he concedes that business right now is "as tight as I can ever remember it."

Making it work

There's probably no place market differences show up more sharply than in local teleproduction. Each market has its own distinctive competitive environment, shaped not only by local business but also by pressures from the surrounding areas. Each market, too, has a characteristic mix of available clients. Their real or perceived teleproduction needs, degree of sophistication, and budgets will directly affect the kind of work that is available.

To be successful, then, a station must accurately gauge market demands and then weigh this information in the light of its own in-house needs. Even if a well-equipped production facility can succeed financially, it must do so without draining the resources required for the station's primary business—broadcasting. But with careful planning, client work can enhance a station's image and expertise while boosting the bottom line.

BM/E

TAKE CONTROL OF YOUR COLORS

How often are you faced with one of these problems?

- Mis-matched colors on tapes from different sources
- Colorimetry errors generated by unbalanced cameras or changing light conditions
- Computer generated video or digital effects where the images just don't sparkle

Until now, you had three choices:

- Reshoot (impossible in many situations)
- Correct, using very expensive color correction systems
- Compromise, using a low cost color corrector that only handles primary colors (RGB)

Fortel's CC-1 Color Corrector let's you take control of your colors.

You get complete independent control of hue, saturation, and luma for each of the six color-bar vectors, black and white balance controls, black and white gamma adjustment, and more . . .

At a price that will get your attention.


Call or write FORTEL today for more information or a demonstration of the CC-1 Color Corrector.

Quality . . . Made in the U.S.A.

Only from Fortel.

CC-1

Color Corrector





3M

MBR[™] 20s
Master Broadcast
Videocassette

Scotch[™]
Color Plus



Hi-Matic MADE IN USA

With
Exclusive
Anti-Stat[™]
Treatment

One Tape for a True Picture.

If digging for oil is the story, digging for news will take you there. And the tape you take is the 3M 3/4" MBR[™] Videocassette—created to exceed even our widely acclaimed MBU Videocassette. Designed with our exclusive Anti-Stat[™] System—to reduce its static charge and help prevent the dust buildup that causes dropouts. To give you a true picture.

TO THOSE WHO GIVE A CLEAR PICTURE OF THE NEWS, ONE TAPE IS TRUE.



One Tape Stands True.

We see our job as being the same as yours—to give a clear picture of the news. And that's been our job since we invented videotape 30 years ago.

That's why we stand by you—with the largest support force in the field.

And we stand behind you—with some of the most advanced research in the industry. All to keep our standing—as number one in the world of the pro.

Scotch[™]
MAGNETIC MEDIA

NUMBER ONE IN THE WORLD OF THE PRO

3M



UNWANTED FRAME GRABBING STOPS HERE



DFS-3000N Digital Frame Synchronizer

If your video synchronizer lets you down on a noisy feed, you need the new Leitch DFS-3000N. This digital frame synchronizer incorporates input processing circuitry that uses the latest in digital auto-correlation techniques to prevent intermittent frame grabbing or switching to black. Only Leitch offers this capability.

Now you know one of the features of the Leitch DFS-3000N. But the advantages don't stop there. Neither should you. Write or call (toll free) for further information.

In U.S.A. 1-800-231-9673
In Canada 1-800-387-0233

LEITCH

Progressive Concepts in Television Technology

Leitch Video of America, Inc.
825k Greenbrier Circle
Chesapeake, VA 23320
(804) 424-7920

Leitch Video International Inc.
10 Dyas Road, Don Mills
Ontario, Canada M3B 1V5
(416) 445-9640

Equipment Acquisition at the Group Level

A case study of the planning and management process of large-scale capital investment in equipment.

**By William Strube, Director of
Engineering, Meredith Stations**

Group-level buying offers many options and advantages not associated with single-station/single-product purchases; among which should be listed substantial cost savings due to the size of the negotiations. Such leverage can provide other benefits as well. However, the group buy can cause as many problems as it solves, and this is where careful planning enters the picture. Part of such planning involves the coordination of the needs of all stations within the group. If as many stations as possible are on the same purchasing schedule, and the particular equipment needs coincide, then a prime opportunity for the group buy would be at hand.

At the Meredith stations, we plan our purchasing cycle to cover a three-year time span, so when the need and timing among several stations occur simultaneously, group-level acquisition makes sense.

Difficulties can arise here because if the director of engineering

“At the Meredith stations, we plan our purchasing cycle to cover a three-year time span, so when the need and timing among several stations occur simultaneously, group-level acquisition makes sense.”

dictates to the local chief engineer what he is going to buy, he then has a built-in excuse if the equipment doesn't work in his station, and the responsibility reverts to the director. If the local chiefs are each authorized to select the vendor and the product, then each has individual responsibility.

Further, the Meredith group is a mixture of affiliate and independent stations in markets covering a wide range of ADIs. It has no “typical” need for equipment for news, local program, and spot production. For instance, its news operations range from almost non-existent to several hours per day

integrated with network news feeds.

In this regard, each local chief is the best judge of his station's ongoing needs for facilities modification and capital equipment acquisition. Only our local news, production, and operations department heads, working with the chief engineer as an ad hoc yet permanent planning task force, can accurately translate future broadcasting plans into an acquisition plan structured in appropriate phases.

A good example of the possible pitfalls involved with group-level buying would be in the purchase of

Editor's Note:

If a television station is going to stay competitive in today's active broadcast industry, tight management and creative planning are essential elements in achieving the station's goals. This holds true to a greater extent on the group level, especially when the target of management's plans is the purchase of large-scale, expensive video equipment coordinated among several stations at once. The matters of concern go beyond negotiation of the purchase price, delivery, and other particulars to include the relationship between the group representative (director of

engineering) and the individual chiefs, the mix of stations (i.e. independents, affiliates, etc.), and coordinating needs, timing of delivery and installation, as well as various other technical and financial obstacles.

In the interest of taking a “hands on” approach, *BM/E* has asked William Strube to provide readers with a case history of some equipment buys at the group level. The management perspective offered here takes into consideration budgets, equipment needs, individual station differences, and the successful handling of the available tools by the leader of the buying team.

Group-Level Buying

electronic paint systems, although all eight Meredith stations might have budgeted for the devices in the same year. Local needs again range from almost none to sophisticated 3D animation systems due to local competitive situations as well as market size. There probably isn't a single computer graphics system vendor that offers the depth and breadth of product lines, price, and features to satisfy the needs of all of our stations. Also, because of the diversity of our needs, there currently is no justification for putting in a full-blown system at one station and tying into local terminals at the other stations.

Case history: camera buy

Operating within the parameters of our three-year acquisition cycle, we began planning in 1983 for what turned out to be the purchase and installation of nine Philips studio cameras in 1985. These cameras were purchased for WOFL in Orlando, FL (CE Jim Doyas), KCTV in Kansas City (CE Joe Snelson), and KPHO in Phoenix, my station. We began negotiations with four camera vendors at the group level simply because three of our stations had slotted new studio cameras into the same budget year of 1985/86.

Before the 1984 NAB, we had decided that the selection of one vendor to supply cameras to all the stations might be advantageous. After visiting all the camera exhibits, we eliminated all but four vendors with computer-based studio cameras for further evaluation. They were invited to bring units to Phoenix for a rigorous hands-on evaluation.

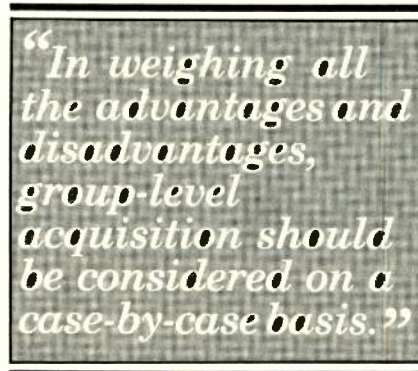
At the start of the evaluation, each vendor was invited to give his standard demonstration and sales pitch and to present a technical lengthy list of evaluation criteria.

Included in the list were items and price proposal for the nine-camera buy. They all knew we'd be examining not only the camera but also the company and their technical support people against a lengthy list of evaluation criteria. Included in the list were items

such as picture quality, auto setup features (especially the ease of realigning the camera after changing pickup tubes), diagnostics software and its means for presentation, and the engineering and technical support structure.

Software update policy was another important criterion for judgement as were additional software development plans, documentation, prior business relationships with the company, and warranty and loaner policy to keep a camera up and running. In addition, service support response time and speed and accuracy in troubleshooting, both on the phone and on site, were of importance.

Note that reliability wasn't on our performance evaluation list



"In weighing all the advantages and disadvantages, group-level acquisition should be considered on a case-by-case basis."

because you can't quantify reliability of anything in a short test period. But, it is important to ask, as we did, questions about reliability of the vendors and earlier purchasers before extending the invitation for demonstration. Nor was price on the initial evaluation list, not because it wasn't important later, however. In the final selection process, price ranked between two and four on a scale from one to ten (one having highest priority).

Conclusion of evaluation

The technical evaluations were concluded by videotaping footage from each camera in operation on the news set, split screening it with one of our 1973 vintage manual cameras to give us a valuable standard of reference in the second-round vendor selection effort. Since, at the end of the technical evaluations, we could not

determine any performance differences among the four cameras on the basis of the subjective test material, the individual chiefs left the selection up to me. Although each CE still had the option of dealing with a different vendor, they felt the group buy would put them money ahead.

In late June 1984, we received three refined, three-camera price-and-delivery proposals, quoted against detailed camera capabilities and specifications drawn up by each station. Variables included lenses, pickup tube types, camera accessories, triax cable complements, patch panel needs, and installation locations. We then integrated the best price offers and delivery promises from the four vendors into the technical evaluation findings to make our choice.

The Philips LDK 6 came out ahead in our evaluation, in part due to the total computer control of the full range of every adjustment. Recalibration after a tube change can be handled by any of our video operators within minutes, and the Philips software support has been exemplary. Updates installed and checked out by their field technical support have kept our cameras up to date since they first went on line.

Other evaluation elements

For our three stations, a delivery commitment down to a given week or even within a month wasn't crucial to vendor selection. We were replacing very old cameras, and the sooner we did it the better. However, we didn't have to phase camera cutover into a schedule driven by a facility's remodelling or relocation. If that situation exists, the initial evaluation checklist must include an "on-time delivery record" item. In our particular case, the only requirement was that all the cameras be installed, signed off, and paid for in the fiscal year when the budget was available.

In a similar situation involving both large investment questions and availability of the appropriate

technology to our group, six Meredith stations are using video cart machines; three Ampex and three RCA machines, all of them old and in need of being replaced.

One of the problems that has arisen in regard to cart automation is the disruption of the three-year planning schedule usually adhered to by the group due to the format situation being very complicated. There is a need at the Meredith stations for more than 40 carts, with additional pressure coming in stations having to handle 15-second spots. This, of course, means twice as many individual carts will be necessary, requiring larger capacity machines, greater inventory capabilities, and the ability to expand on whatever system is chosen.

We are desperately looking for a solution in this department since it is necessary to fit the acquisition into our three-year buying schedule. In addition, we want to expand our whole automation system into a configuration that provides us with downloading capability. Our intent is to take the next day's events schedule from traffic, and download directly into the on-air cart machine as opposed to having a paper playlist generated by traffic and a technician slowly type into the machine, operating at much reduced efficiency. Systems under consideration have been Ampex and Sony units, and, currently high on the list, are units from Asaca and Panasonic because of the future expansion capabilities provided.

Sometimes the group-level buy is the way to go, while often it is not the most efficient way to handle the acquisition. Choosing a vendor for any major equipment purchase is a long process today, and there should be no shortcuts, especially with performance differences in certain kinds of equipment being so subtle. In the end, you are often making a choice of people and the support team. In weighing all the advantages and disadvantages, group-level acquisition should be considered on a case-by-case basis, centered on your team plan. **BM/E**

BRYSTON

BROADCAST PHONO PREAMPLIFIER

REQUIREMENTS

- Musicality
- Serviceability
- Low Distortion
- Balanced XLR Outputs
- 27dBm RMS 600 ohms balanced
- Cartridge load adjustment
- High Overload Threshold
- Linear Frequency Response
- Reliability
- Low Noise
- 1 Space Rack Mountable
- Accurate RIAA ($\pm .05$ dB)
- 21dBm RMS 600 ohms unbalanced
- Non-reactive Phono Stage
- Fully Discrete Gain Blocks
- Drive Loads as low as 300 ohms

SOLUTION



BRYSTON BP-1

(BP-5 also available with 3 switchable high level inputs)

In the United States:

BRYSTON VERMONT

RFD #4, Berlin, Montpelier, Vermont 05602
(802) 223-6159

In Canada:


BRYSTON MARKETING LTD.

57 Westmore Dr., Rexdale, Ontario, Canada M9V 3Y6
(416) 746-0300

Circle 151 on Reader Service Card

DIGISOUND-E™

Breaks The Price Barrier!



Only \$14,995
(\$474.88/month)

DIGITAL AUDIO STORAGE PRESENTING DIGISOUND-E (ECONOMY SERIES)

MEI's new Digisound-E series provides the superb audio quality and convenience of the highly acclaimed standard Digisound but at a price directly comparable to mechanical cartridge equipment.

Based on a new cost effective disk drive and with extra features made optional, Digisound-E represents unprecedented value.

- * Instant random access to hundreds of sound tracks, or 124, 30 second spots.
- * Control, flexibility and future adaptability not possible with mechanical cartridge equipment.
- * The practical equivalent of more than four, 24 tray devices. Second drive doubles capacity.

* Digisound, with MEI's Satmaster programmer, forms a "cartless" satellite automation system.

* Inexpensive English text logging option.

Now, there is a better way to record and play your spots...

Call Dave Collins 312-295-2606

MEI ELECTRONICS INC.
MICROPROBE
910 Sherwood Drive, Unit 19
Lake Bluff, Illinois 60044

Circle 152 on Reader Service Card

New. Running mates that go the distance.

DataTap™

DataTap™ eliminates a major variable in ENG operations... "when to change batteries".

It measures camera power consumption to accurately determine remaining run time.

Features:


- Now, with confidence, you can fully discharge your camera battery to obtain full capacity and maximum run time.
- There are more benefits from fully discharging batteries
 - Helps erase cell "low capacity memory" caused by shallow cycle discharging.
 - Extends battery life.
- DataTap's digital readout displays amp hours consumed and is designed to operate in any ENG environment.
- Can be used with any NiCad or Silver Zinc Snap-On®, or Pro Pac 90® batteries.
- When used with ADM, DataTap can accurately measure and calibrate battery capacity and test for shorted and low capacity cells.

and ADM

ADM (Automatic Discharge Module)... prolongs battery life and helps erase NiCad cell "low capacity memory".

Features:

- ADM's load device and built-in automatic cutoff circuit safely exercise batteries through a full discharge cycle. This prolongs battery life and erases "low capacity memory" caused by repetitive shallow discharge cycles.
- 2-position cutoff switch automatically initiates discharge and simultaneously selects end of discharge voltage.
- Has DC output for optional DVM/chart recorder to easily detect shorted/low capacity cells.
- Fully discharges any 12-14 volt Snap-On battery, Pro Pac 90 VTR battery and new Anton/Bauer Power Strap™ (12 v, 4 AH battery strap) through the Triconn® connector and optional CA-30 cable.



**anton
bauer**

*The quality standard
of the video industry.*

Anton/Bauer, Inc. □ One Controls Drive, Shelton, CT 06484 □ 203-929-1100
Circle 153 on Reader Service Card



Outside exhibit area at last year's RTNDA in Nashville, TN, resembled a mini-NAB. This year's exhibit will be even bigger.

Equipment Is Lead Story at RTNDA Meet

Satellite newgathering looks to be one of the hot topics featured at the over 100 exhibits at this year's RTNDA show.

When RTNDA downlinks into Salt Lake City, UT, for its forty-first International Conference, it will bring with it the association's biggest-ever equipment exhibit, along with an information- and celebrity-packed program.

At press time, 100 exhibitors had signed up for booths as large as 2500 square feet, larger than any yet seen at an RTNDA show. The equipment area, up one-third in total size from last year, covers over 100,000 square feet. The exhibition, meeting sessions, and conference headquarters will convene at the Salt Palace in Salt Lake City.

To encourage news directors to bring along their engineers for help in evaluating equipment, the association is offering complimentary one-day registration to station, group, and network engineers

who attend the convention and visit the exhibits on Friday. A special Thursday evening reception will welcome engineers.

Satellite newgathering continues to be a hot topic among news directors, indicated by a slew of satellite-related exhibits and several satellite-related workshops. Also well-represented on the exhibit floor will be makers of graphics and weather systems.

Tom Brokaw, anchor of the *NBC Nightly News*, will deliver the opening address Tuesday evening, August 26, following presentation of the RTNDA National Awards. The closing speaker, at Friday's Paul White Banquet, will be Fred Friendly, former president of CBS News and now Edward R. Murrow professor emeritus at the Columbia University Graduate School of Journalism. **BM/E**

The art of shaping sound.

SONEX is a high-performance acoustical foam that upgrades your studio inexpensively.

Ideal for a temporary isolation booth, it can also eliminate slap echo and harsh resonances in the main room or silence noisy tape equipment in the control booth. Write for our color brochure today.

SONEX is manufactured by Illbruck and distributed exclusively to the pro sound market by Alpha Audio.



Alpha Audio
2049 West Broad Street
Richmond, Virginia 23220 (804) 358-3852
Acoustic Products for the Audio Industry

Circle 154 on Reader Service Card

Merlin Q Driver

Get your hands on advanced Intelligent Machine Control

- Programmed interface modules
- Dynamic machine allocation
- Simultaneous auto and manual control
- Multi-layer/Multi-level automation
- Simplified track-ball operation

Write or call for details



MERLIN
ENGINEERING WORKS
2440 EMBARCADERO WAY,
PALO ALTO, CA 94303
(415) 856-0900 • TWX 910-3731782
TOLL FREE (800) 227-1980

Circle 155 on Reader Service Card

Broadcast Management

RTNDA Preview

RTNDA Program

Tuesday, August 26

RTNDA National Awards Presentation

Speaker: Tom Brokaw, NBC News

Wednesday, August 27

Exhibition Grand Opening, 10:00 a.m.

Luncheon Speaker: TBA

Third-World News in Main Street America

Management Session

Radio News Promotion

Television Newswriting

News from Space

How to Have Award-Winning

Photojournalism in Your Shop

Radio Newswriting

Thursday, August 28

Luncheon with Exhibitors

Journalism Ethics

Women's Resource Center

Investigative Reporting

Future of Radio News

Satellite Newsgathering

Reception for Engineers

Friday, August 29

Minority Delegate Breakfast

Radio News Idea Exchange

Television Video Formats

Education and Electronic News

Paul White Banquet

Speaker and Award Recipient: Fred Friendly,
Columbia University Graduate School of Journalism

RTNDA Exhibitors

Abekas Video Systems
Accu-Weather
Alden Electronics
American Heart Assn.
American Medical Intl.
Ampex
Army and Air Force Hometown News Service
Associated Press
Audience Research & Development
BAF Communications
BASYS
Bonneville Telecommunications/Satellite Systems Div.
Bosch Broadcast Audience Behavior Research
Broadcast Microwave Services
CQ! Sportsticker
Centro
The Christian Science Monitor
The Church of Jesus Christ of Latter-Day Saints
Chyron Corp.
ColorGraphics Systems
Columbine Systems
Computer Sports World
Comrex
Comsat General
Comtek
Conus Communications
DALSAT

Data Communications Corp.
 E-N-G Corp.
 Eastman Kodak
 Environmental Satellite Data
 John T. Fischer Products
 G&M Power Products
 GTE Spacenet
 Gentner Engineering
 The Graphic Express Corp.
 Gray Communications Consultants
 Harris
 Hubbard Communications
 Ikegami USA
 INN—The Independent News
 Integrated Technologies
 International Tapetronics/3M
 Investment Company Institute
 Ivanhoe Communications
 Jefferson-Pilot Data Systems
 Kavouras
 Laird Telemedia
 LBS Communications
 Listec Video
 Local Program Network
 M/A-Com
 MAC
 Frank N. Magid Assoc.
 Major League Baseball
 Mead Data Central
 Media Computing
 Medstar Communications
 Microdyne
 Microtime
 Midwest Communications
 Money/Pro News
 NEC America, Broadcast Equip. Div.
 Newsfeed Network/Group W
 News/Telepictures Corp.
 Nurad
 Nutrition World Enterprises
 Panasonic Industrial Co.
 Philips Television Systems
 Professional Video Services
 Q-TV
 Quantel
 RF Scientific
 RP Foundation Fighting Blindness
 S.P.R. News Source
 Scientific-Atlanta
 Shure Brothers
 SJO-COM
 The Sports Network
 Taft TV and Radio Co.
 TAG America
 Telescript
 Television Engineering Corp.
 Texaco
 Thomson-CSF Broadcast
 The Tobacco Institute
 Turner Program Services
 1220 Exhibits
 Ultimatte Corp.
 United Press Intl.
 United Technologies Corp.
 UT-TV The University of Texas Health Science Center
 VisNews
 VU-Text Information Services
 WSI Corp.
 WeatherBank
 Western Television News
 Wold Communications
 Wolf Coach
 Zephyr Weather Information Service

PRODUCTION CASE



► Our Production Cases for video and film crews get gear to a shoot in one piece and keep it organized. They stand on their own without collapsing, and their color-coded pockets help you find accessories at a glance. Five sizes. The largest, shown, here, holds more than two cubic feet of gear. See your dealer, or call us. Model no. PC-3.




K&H Products, Ltd.

Box 246
 North Bennington
 Vermont 05257
 802-442-8171

Circle 156 on Reader Service Card

12X SERIES ROUTING SWITCHERS FROM THE LEADER



12-Input Compact Routing Switchers

- 12X-C4, 4-Output Component
- 12X-V4, 4-Output Encoded
- 12X-P1, Video/Audio Stereo
- 12X-S1, Audio Stereo
- 12X-V12, 12-Output Encoded
- All ORANGE Bus Compatible (RS-422)



SHINTRON

144 Rogers Street, Cambridge, MA 02142
 (617) 491-8700

A CARING COMPANY

Circle 157 on Reader Service Card

Odds and Ends

By Harry Cole, FCC Counsel

This month presents yet another grab bag of Commission decisions of which you should probably be aware. These include the latest development in the long-running saga of the "issues/programs list" and a whole new policy governing the FCC's role in allegations of obscene programming.

Issues/programs lists

Once upon a time, when regulators ruled the world, the Commission developed a complex reporting system aimed at assuring that broadcasters were aware of the problems, needs, and interests in their respective communities, and that they were providing nonentertainment programming responsive to those problems, needs, and interests. This system—generally referred to as "the ascertainment process"—hit its high water mark in the late 1970s.

Not surprisingly, when the deregulators took over control at the end of the 1970s, one of their

first targets was the ascertainment system. After some initial tinkering with the ascertainment process, the deregulators abandoned that process in favor of marketplace forces in the context of the commercial radio deregulation proceeding.

One remaining vestige, however, of the ascertainment process called for the preparation of annual issues/programs lists, in which each licensee must list at least five needs and/or interests of their communities.

The trouble was that, in the previous radio deregulation decision, the Commission had eliminated the requirement that licensees maintain program logs. But program logs were a primary source for the public to determine each licensee's actual program performance. Without logs, the public—and, ultimately, the Commission—would have only the annual issues/programs lists from which to evaluate the licensee's programming. And, in the view of the U.S. Court of Appeals in



It delivers the punch without the bruise.

When you want to increase sonic punch in production, compressor/limiters are indispensable. Orban's 412A (Mono)/414A (Dual Channel/Stereo) Compressor/Limiter is uniquely versatile—it can serve as a gentle "soft-knee" compressor to smooth out level variations, or as a tight peak limiter to protect from overload distortion.

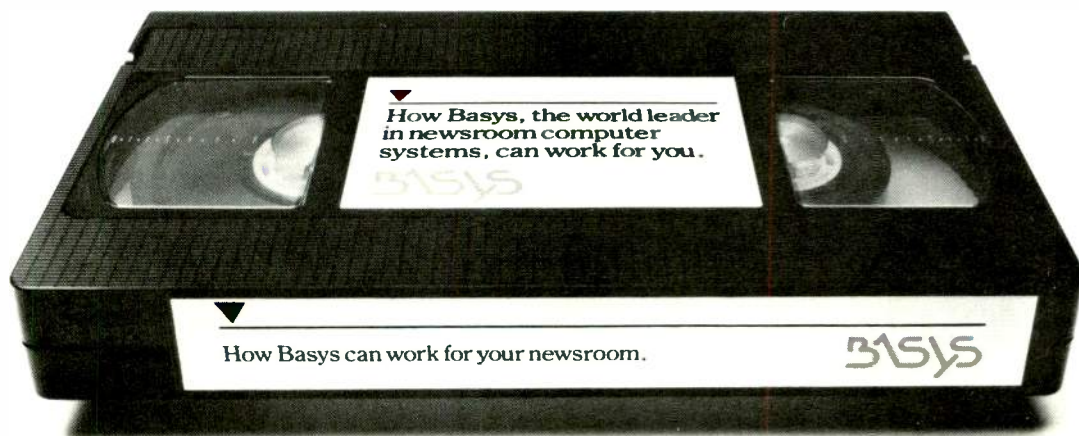
Most importantly, the 412A always delivers its punch with finesse. Instead of the usual pumping and squashing, what you get is amazingly natural sound: the dynamic "feel" of the program material is preserved even when substantial gain reduction occurs. Like a true champion, the 412A works hard but makes it look easy.

Whether the application is DJ mike enhancement, cart transfers or daily production chores, the 412A is a real workhorse. But the best news is that the most flexible and natural-sounding compressor/limiter is also one of the least expensive.

orban Orban Associates Inc., 645 Bryant St.
San Francisco, CA 94107
(415) 957-1067 Telex: 17-1480

Considering newsroom computers?

94 million people (85% market share) get their daily network news from broadcasters who use the Basys computerized newsroom system.* Find out why.



Call for this free video.

See why the vast majority of broadcasters who investigate newsroom computer systems choose Basys: This free video shows you how Basys works, from the viewpoint of newsroom

professionals who use it every day.

To see what a difference Basys can make to *your* newsroom operations—*without* changing the way people on your team already do their jobs,


Call 1-800-847-0633 today (In CA: 1-800-332-2245) Dept. B15

BASYS

BASYS, INC, 900 Stierlin Road, Mountain View, CA 94043

*Sources include Arbitron Daypart Audience Estimates Summary—May, 1985. This free video offer limited to qualified newsrooms.

See us at the RTNDA Show, Booth #559



THE SP-3A. THE SURVIVOR JUST GOT BETTER.


Many thought it was impossible. Now the SP-3A has a built-in variable speed electronic shutter. You can stop or slow down fast action. And what a change that's made! This new shutter has a range of 1/60th to 1/2000th a second. The shutter speed is right in the viewfinder. You can option the SP-3A for triax or multi-core applications, and use it with an integral M-2, Beta[®] or 8mm format VTRs.

The SP-3A is still the same durable workhorse it has always

been. Surviving in African deserts or hurricane gales in Virginia. Getting broadcast images under the worst of conditions.

NEC has taken a reliable sure shot, the SP-3A, and turned it into a stop shot. But that's not all. It costs only \$14,500 (head only).

So take another look at The Survivor. There is absolutely nothing like it on the market today. What you see will stop you. Right in your tracks.



Beta[®] is a registered trademark of Sony Corp.

NEC

IMAGINE WHAT WE'LL DO FOR YOU

C&C Computers and Communications

NEC America, Inc., Broadcast Equipment Division • 1255 Michael Drive, Wood Dale, IL 60191 • Toll free 1-800-323-6656 • In Illinois phone 312/860-7600
Circle 160 on Reader Service Card

FCC Rules & Regulations

Washington, that was simply not enough. Accordingly, in 1983, the court sent that aspect of the radio deregulation proceeding back to the Commission for more work.

In response, the Commission played with the issues/problems list concept. The result, reached in 1984, was a modified list requirement entailing a quarterly list of at least five to ten issues, together with descriptions of illustrative programming. The Commission was taken back to the Court of Appeals, and, last December, the court again turned thumbs down on the FCC's approach.

Now, more than five years after the initial adoption of radio deregulation, the Commission has taken its fourth shot at designing a recordkeeping requirement that will give the public what the Court thinks the public needs, while still relieving broadcasters from excessive and unnecessary paperwork. This time, the FCC appears to have taken its cue from the court itself. In its December, 1985, opinion, the court noted that the Commission did not appear to have given adequate consideration to the "significant treatment" alternative. That alternative would require each licensee to certify that the programs listed in the quarterly issues/programs list represent its "significant treatment" of community issues. And, sure enough, the Commission has now adopted the significant treatment approach.

Obscene programming


Historically, the Commission has stated that it shares authority and responsibility for enforcing the prohibition against the broadcast of obscene material. Of course, the Department of Justice and the various state attorneys general also have some authority and responsibilities in that area. But, like it or not, the Commission is included on that august list. The FCC has not flexed its censorship muscles very often, or with particular force, but it has at least indicated to the broadcast industry and to the public that it has those muscles to flex.

In April, however, the Commission announced that it would no longer take the lead in this area. Instead, it will consider allegations of broadcast obscenity only if and when the people involved have been convicted of obscenity in a criminal prosecution.

In the Commission's view, its resources can be better spent elsewhere than on inquiries into whether particular programming is obscene. As the FCC sees it, that's what local prosecutors are out there for.

Nonetheless, the laws prohibiting the broadcast of obscene matter are still on the books, and it is possible that local officials might, in some cases, choose to prosecute. Even in today's relatively liberal society, though, the broadcast of anything that could even arguably be characterized as "obscene" remains a rarity.

BM/E



AT NEC, WE REALLY KNOW OUR V's AND U's

A worldwide leader ought to know how to put state-of-the-art television transmitter technology to work. That's why NEC transmitters are installed in over 1400 locations all over the globe. NEC's full line of VHF and UHF transmitters feature high performance exciters, a remarkable 30% reduction in exciter parts (meaning a 50% improvement in MTBF — 30,000 hours). 100% solid state to 10 kW (UHF/VHF); only one tube to 35 kW (VHF), broad power output ranges and a design that accepts stereo — without modification. For transmitter technology that's sure to stimulate your imagination, look to a leader. NEC.

NEC

IMAGINE WHAT WE'LL DO FOR YOU

C&C COMPUTERS AND COMMUNICATIONS

NEC AMERICA, INC., Broadcast Equipment Division
1255 Michael Drive, Wood Dale, IL 60191
Toll free 1-800-323-6656 In Illinois 312-860-7600

The ITC "Component System" Listeners Will Love It!



Provide impressive on-air sound for even the most discriminating listener at an unbelievable price/performance relationship.

The Best of Both Worlds

The ITC "Component System" combines the quality of digital source material with *all* the operational flexibilities of an all-cart format. Simply record from a compact disc onto a ScotchCart®II broadcast cartridge using a 99B master recorder with ELSA, then play back on a DELTA reproducer!

Separately, These ITC Components are Impressive, Together They're Awesome!

Cartridge, tape and machines have been designed by a single manufacturer to compliment each other like never before and produce uncompromising audio quality.

1. 99B Master Recorder—Loaded with features
2. ELSA—A patented automatic cartridge preparation system
3. DELTA Reproducer—Outstanding audio performance in a reliable, mid-priced cartridge machine

4. ScotchCart®II Broadcast Cartridge—Capable of frequency response equalling professional reel-to-reel performance

Allow ITC's "Component System" to provide your facility with the operational flexibilities of an all-cart format while you offer your listeners impressive on-air sound they are sure to love.

When newer technology emerges, it will come from International Tapetronics Corporation/3M, "The Leader in Reliability and Service."

Call today to discuss financial options and the unbelievable price/performance benefits of the ITC "Component System." In the U.S., call toll-free **800-447-0414**, or collect from Alaska or Illinois **309-828-1381**. In Canada, call Maruno Electronics, Ltd. **416-255-9108**. In most countries outside the U.S. and Canada, information on ITC equipment can be obtained through local distributors.

International Tapetronics Corporation/3M

2425 South Main Street
P.O. Box 241
Bloomington, Illinois 61702-0241

DubMaster Automates CMX Editor

A new software program that automates the repetitive video dubbing process for CMX 340X, 3100, 3400, and 3400A editors has been announced by Editing Services Co. The DubMaster software is designed to control video/audio switching, GPI, and any one VTR in a repeated bars/VTR/black cycle.

The program loads in a few seconds and works unattended for up to 1000 dub cycles. While the run is in progress, the system displays the current pass number and the elapsed time within a cycle. DubMaster's ease of use allows rapid switching from a dub system to an edit system, cutting down on the CMX unit's idle time. The software is released on a license-only basis.

Circle 260 on Reader Service Card

Leitch Intros Test Generators

Two new NTSC test generators have been announced by Leitch Video of America, Inc., Chesapeake, VA. The STG-2500N NTSC Studio Test Generator is a compact, 1 RU unit that provides 22 computer-generated video test signals for baseband and general in-plant studio equipment

uses, available at low and high APL. Test signals are stored in EPROMS, and conversion to analog form occurs with 10-bit precision.

The XTG-2500N NTSC Transmitter Test Generator, the same size as the STG-2500, generates 22 test signals for AM and television transmitter applications.

Circle 261 on Reader Service Card

Computer-Generated Storyboards

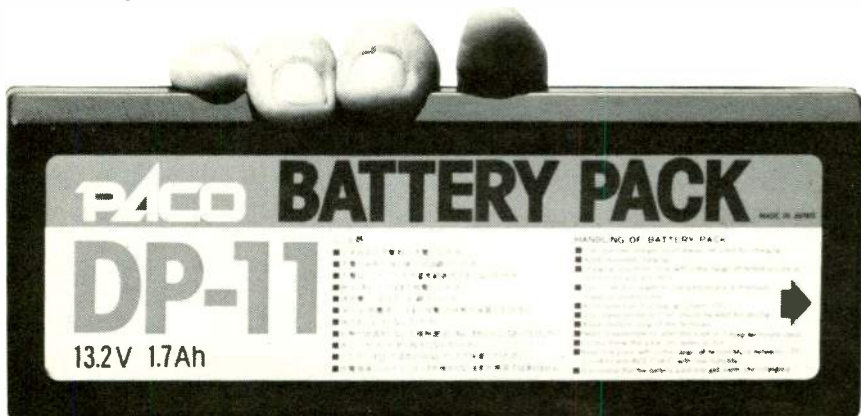
LAKE Compuframes has developed a new storyboard system that utilizes nearly any word processor or graphics program to print storyboard notes and directions directly from a computer. Compuframes are pin-feed, continuous forms that tear down to standard 8 1/2- by 11-inch sheets. The board sheets come in four formats: six frames per page or three frames per page, both in either single or four-way visual frames.

Any word processor with pagination, margins, page breaks, and headers can conform to the Compuframes' format, and graphics programs can be adapted to print out directly on the sheet boxes. A 500-sheet box costs \$42.95; 2500-sheet is \$168.95.

Circle 262 on Reader Service Card

PACO Ni-Cad BATTERY PACK

POWER UP! NEW PACO DP-11 (13.2V 1.7Ah)



- NEW HIGH POWER CELLS ENABLE 1.7AH(0.2C Discharge Rate)
- THE MAINTENANCE FREE THERMAL PROTECTOR IS BUILT-IN, AS OTHER PACO BATTERY PACKS.
- THIS IS THE DIRECT REPLACEMENT FOR SONY NP-1.

PACO ELECTRONICS U.S.A., INC.

714 WEST OLYMPIC BLVD., SUITE 706, LOS ANGELES, CA 90015
TEL-213-747-6540 / TLX-756923 / FAX-213-747-3731

Circle 163 on Reader Service Card

SENNHEISER®
MKH 816

**THE SHOTGUNS
HEARD 'ROUND
THE WORLD.**



Our 816. The world's best-known, best-performing, best-loved shotgun condenser mic. The industry standard—in the studio and on location. And now, by popular demand, a second version—the 816 TFU—with an even flatter response for applications where sibilance is a problem.

SENNHEISER®

Sennheiser Electronic Corporation (N.Y.)
48 West 38th Street · New York, NY 10018 · (212) 944-9440
Manufacturing Plant: D-3002 Wedemark, West Germany
©1985, Sennheiser Electronic Corporation (N.Y.)

**NOW WITH
2-YEAR LIMITED WARRANTY**

Circle 164 on Reader Service Card

Advertisers Index

Manufacturer	Circle No.	Page No.	Manufacturer	Circle No.	Page No.
Allied Broadcast Equipment	118	29	Lenco Electronics	138	57
Alpha Audio	154	82	3M Magnetic A/V Products	-	74-75
Alta Group, Inc.	125	37	McCurdy Radio	115	22
Amber Electro Design	126	38	Merlin Engineering	155	82
Ampex Corp./AVSD	145	71	Microdyne Corp.	134	50
Ampex Corp./MTD	137	54	MEI Microprobe Electronics Inc.	152	79
Anton/Bauer Inc.	153	80	Midwest Corporation	108	15
Applied Research Technology	128	40	Mitsubishi Pro Audio Group	116	25
Audio Technica, U.S.	127	39	Moseley Associates	110	17
Auditronics, Inc.	129	41	NEC America, Inc.	160	86
Avcom of Virginia	131	45	NEC America, Inc.	161	87
Basys	-	85	Orban Associates	158	84
Belar Electronics	135	51	Otari Corporation	121	33
Bosch Corp., Robert	104	6-7	Paco Electronics U.S.A., Inc.	163	89
Bryston Vermont Ltd.	151	79	Panasonic Broadcast Systems	136	52-53
Camera Mart, Inc., The	103	5	Panasonic Industrial Co.	107	12-13
Centro Corporation	132	47	Potomac Instruments	120	30
Cetec Vega	117	27	Schafer World Communications Corp.	124	36
Circuit Research Labs	130	42	Schlier Associates, Ron.	112	19
Comark Communications	106	11	Sennheiser Electronic Corp.	164	90
Comrex Corporation	123	35	Shintron Company	157	83
Continental Electronics, a Division of Varian Associates, Inc.	147	72	Shure Brothers	119	31
Crosspoint Latch	113	20	Sony Broadcast Products Co.	-	2-3
Delta Electronics	139	58	Sony Tape Sales Co.	144	69
Etchereum Scientific Corp.	143	64	Stantron/Unit of Zero Corp.	102	4
Fidelipac Corp.	101	1	Studer Revox America	100	C-2
Fortel, Inc.	148	73	Tektronix	133	49
Fuji Photo Film USA	142	62	Telecom Research	109	16
Grass Valley Group, Inc.	105	8	Telex Communications	122	34
Ikegami Electronics (USA), Inc.	141	60-61	TMD Division, The Will Burt Company	146	72
International Tapetronics Corp./3M	162	88	Total Spectrum Mfg.	140	59
U.S. JVC Industries, Inc.	111	18	Videotek	114	21
K & H Products Ltd.	156	83	Ward-Beck Systems	-	C-4
Leitch Video Ltd.	150	76	Wheatstone Corp.	165	C-3

SALES OFFICES

295 Madison Avenue · New York, NY 10017 · Telex: 64-4001 · David Hawthorne, Publisher/Editor

Eastern States

295 Madison Avenue
New York, New York 10017
212-685-5320
Telex: 64-4001
James C. Maywalt
Tom Joyner

Central States

980 North Michigan Avenue
Suite 61, 14th Floor
Chicago, IL 60611
(312) 664-0572
Gene Kinsella

Western States

19411 Sierra Noche Road
Suite One
Irvine, CA 92715
(714) 854-1922
Wally Gilbert

Europe / United Kingdom

33A Station Road
North Harrow
Middlesex HA2 7SU England
(01) 427 9000
Telex: 21289
Ric Bessford

Japan/Far East

2-14-20, Minami-Aoyama,
Minato-Ku, Tokyo 107 Japan
(03) 405 5118
Telex: 2427388
Fax: (03) 401-5864
K. Yamamoto
Y. Yozaki

Multiple Choice:

What do you need in an audio console?

Every application is different; what are your requirements? Should the input section be stereo or mono, mic or line? What kind of outputs and subgrouping do you need? Is a matrix mix important? Do you require mix-minus capabilities? What about metering, timers, tape remotes, mainframes, future expansion?



A-500 Radio
On-Air

WHEATSTONE consoles give you all the choices. Our sales engineers listen to your requirements, then work with you and plan your console from the first module to the last VU meter. The result is custom-configured equipment built specifically to your needs.


The truth is, there's only one choice when specifying broadcast equipment: **QUALITY**. There's simply no room in broadcast for cutting corners; when you're on-the-air the phrase "Time is Money" takes on real meaning.

SP-5 Stereo
Production



TV-80 Television Master

So whatever your application, stereo or multi-track production, television master control, on-air, video edit, or mobile installation, consult WHEATSTONE.



3224 Multi-Track

QUALITY
*There's No Better
Choice.*

 Wheatstone Corporation

5 Collins Road, Bethany, CT. 06525 (203-393-0887)

Circle 165 on Reader Service Card

The ST Series by Ward-Beck. Television's first true Stereo Console!


Ward-Beck proudly introduces the first purebred
Stereo Television Console.

This is no ordinary mixing board modified and adapted for stereo TV. The ST Series has been designed, without compromise, from the ground up to give television broadcasters full stereo facilities.

The ST evolved from extensive consultation with end-users, resulting in a microprocessor controlled system incorporating totally new circuitry, new module designs, and a unique console profile for enhanced operational simplicity.

The ST3642 has ample capacity for major production facilities, while the ST2442 is ideal for on-air and smaller production applications.

The ST Series... Legendary Ward-Beck quality, competitively priced, for every television market!



First by Design.

Ward-Beck Systems Ltd.,
841 Progress Avenue, Scarborough, Ontario, Canada M1H 2X4.
Tel: (416) 438-6550 Fax: 065-25399.