


MAY 1986

\$3.00

# BME

BROADCAST MANAGEMENT/ENGINEERING

## Graphics Capture Market Interest



**Also in this issue:**

- Station Identification
- Push for AM Stereo
- MTS Clinic Studio Techniques
- Maximizing Antenna ERP
- BDA and NATPE Previews

## Experience a tape transport ready for the balance of this millenium.

After spending a few minutes with the A820 you'll know you're in touch with tomorrow. Here is everything you've ever dreamed of in a production/mastering ATR. And then some.

For openers, note these features: Four tape speeds. Reel sizes up to 14". Real time counter accurate to *tenths* of a second. Advanced phase compensation in all audio circuits. And, of course, the massive chassis, rugged construction and precision Swiss manufacturing you'd naturally expect from Studer.

And now for the unexpected. Inside the A820 you'll find the most comprehensive microprocessor control systems ever put in an ATR — by anybody. Multiple microprocessors govern all tape motion parameters, switching functions, and audio alignment settings. These innovations not only provide unprecedented operating flexibility, but also explain the A820's uncannily smooth tape shuttling and remarkable editing efficiency. When the

production pressure is on, the A820 becomes a joy and a lifesaver.

The A820 also ushers in a new era of user programmability. In a matter of minutes, by selecting from a menu of more than a dozen operating features, you can tailor an A820 to meet any application. All primary and secondary top panel buttons can be assigned to any desired function. You can practically "redesign" your machine on a day-to-day basis!

The A820 line has been augmented by the addition of 1/2" two-track and center-track time code versions. Also, interfaces for control by external computers or video editing systems are now available.

Call or write today for more information on the new Studer A820. It can transport your facility into the future.

Studer Revox America, 1425 Elm Hill Pike, Nashville, TN 37210 / (615) 254-5661 / New York (212) 255-4462 / Los Angeles (818) 780-4234 / Chicago (312) 526-1660 / Dallas (214) 943-2239 / San Francisco (415) 930-9866

# STUDER REVOX



**GO WITH THE WINNERS.**

**DYNAMAX CTR100 SERIES**

*"The Dynamax CTR100 Series cart machine is the best new piece of gear to come along in years. It has outstanding features, all at no extra cost, that others don't even offer."*

*Tom Bracanovich  
Vice President - Engineering  
Malrite Communications Group*



**DYNAMAX<sup>®</sup>**  
BROADCAST PRODUCTS BY FIDELIPAC<sup>®</sup>

Fidelipac Corporation  P.O. Box 808  
 Moorestown, NJ 08057  U.S.A.  
609 235-3900  TELEX: 710-897-0254  
 Toll Free 800-HOT TAPE

# "Diet Be



Sony Broadcast Products Company, 1600 Queen Anne Rd., Teaneck, NJ 07666 (201) 833-5231. © 1986 Sony Corporation of America. Sony and Betacam are registered trademarks of Sony Corporation.

**SONY**

# tacam?"



First we took out the tubes and put in CCDs. Then we trimmed the excess circuitry associated with tubes. The result is the new Sony BVW-105 CCD camcorder.

Compare it to its tube-type cousins and you'll find that it's 14% lighter, 22% smaller and eats less than half the power. 510 CCD elements per chip generate amazingly sharp resolution. Registration error holds rock-steady at a miniscule .05% throughout. Add the virtues of F5.6 sensitivity, instant startup, and high resistance to burn-in and physical shock and you have the ultimate lean machine for ENG.

Of course, the BVW-105 has other features you would expect from CCDs, such as no lag, no microphony and no-nonsense reliability. Plus one feature you wouldn't expect from such a sophisticated camcorder—a low price.

For more information, contact your Sony Broadcast representative. Or call Sony Broadcast at (201) 833-5231.

**SONY**  
**BROADCAST**



**NEW**  
ENG Wireless



The ENG-4 Receiver is supplied with a small monitor earphone and a 1/4 wave antenna that mounts vertically or at a right angle.

## It's a small wonder!

**Big FOUR CHANNEL receiver and TWO CHANNEL transmitter packed into the smallest packages ever.**

The system is designed for ENG broadcast and remote video production and operates in the VHF band between 165-216 MHz. There are 14 standard computer selected frequencies available from Telex. The receiver's simple rotary dial allows quick channel changes in the field. Spring-loaded battery compartment pops up so battery "sled" can be taken out and replaced instantly with a spare—reducing battery change downtime to just seconds. For more information on this "small wonder" write or call today.



ENG-4  
Antenna can  
be mounted at  
a right angle

WT-400  
is supplied with  
belt-pack carrying  
case not shown  
here

ENG-4

WT-400

**TELEX®**

TELEX COMMUNICATIONS, INC.  
9600 Aldrich Ave. So., Minneapolis, MN 55420 □ (612) 887-5550

**BM/E**  
BROADCAST MANAGEMENT/ENGINEERING

PUBLISHING DIRECTOR

**Charles C. Lenz, Jr.**

EDITOR EMERITUS

**James A. Lippke**

EDITORIAL BOARD CHAIRMAN

**David Hawthorne**

MANAGING EDITOR

**Leslie A. Azia**

TELEVISION EDITOR

**Eva J. Blinder**

RADIO/AUDIO EDITOR

**Judith Grass**

TECHNOLOGY/ENGINEERING EDITOR

**Hugh Aldersey-Williams**

NEWS EDITOR

**Douglas Damoth**

COPY EDITOR

**Michael D. Espindle**

FCC COUNSEL

**Bechtel & Cole**

BROADCAST FINANCIAL CONSULTANT

**Mark E. Battersby**

SPECIAL PROJECTS EDITOR

**C. Robert Paulson**

CREATIVE DIRECTOR

**Mark Rogan**

ART DIRECTOR

**Raoul Narman-Tenazas**

ASSISTANT ART DIRECTOR

**Raymond Wong**

PUBLISHER

**William C. McGorry**

ASSISTANT TO PUBLISHER

**Sharon Porges**

PRODUCTION DIRECTOR

**Nick Tartaglia**

PRODUCTION ASSISTANT

**Barbara Mendelsohn**

MARKETING SERVICES MANAGER

**Arlene M. Peters**

MARKETING SERVICES ASSISTANT

**Shannon M. Riley**

CONTROLLER

**John Allnovi**

OFFICE MANAGER

**Donald Cooke**

READER SERVICE

**Marla Cipollone**

**Broadband Information Services Inc.**

295 Madison Ave., New York, N.Y. 10017

(212) 685-5320, Telex: 64-4001

Also publishers of:


BM/E's **World Broadcast News**

**E-ITV** Educational-Industrial Television

**ABP** BM/E BROADCAST MANAGEMENT ENGINEERING (ISSN 0005-3201) is published monthly by Broadband Information Services Inc. BM/E is circulated without charge to those responsible for station operation and for specifying and authorizing the purchase of equipment used in broadcast facilities in the U.S. and Canada. These facilities include AM, FM and TV broadcast stations, CATV systems, ETV stations, networks and studios, audio and video recording studios, telecine facilities, consultants, etc. Subscription prices to others \$24.00 one year; \$36.00 two years. Foreign \$36.00 one year; \$60.00 two years. Air Mail rates on request. Copyright 1986 by Broadband Information Services, Inc., New York City. Second class postage paid New York, NY, and additional mailing offices.

POSTMASTER: send address changes to BM/E Broadcast Management/Engineering, P.O. Box 6056, Duluth, MN 55806

# Create a better image. At Camera Mart.



From Quanta, comes the new Q8 broadcast generator with more "user friendly" edit and composition features than anything in its class.

Q8 QUANTAFONT is a broadcast teleproduction graphics and titling system, microprocessor driven, incorporating high technology circuitry and the simplicity of real time operation. Employing the highest quality components and user-oriented design considerations, it provides a complete complement of video typography, graphics display, character generator effects and animation, text handling and composition functions.

FONT-FLEX™ gives you exclusive instant sizing, instant extend/condense, instant left and right italics.

You get easy edit, character and row "tuck" with type faces disk loadable, plus automatic keystroke sequencing—with animated or special editing sequences assigned to single keystrokes and 16 million colors.

It's new, and, as you'd expect, it's available right now from Camera Mart.

***The more you know about video, the more you can rely on Camera Mart.***

Circle 160 on Reader Service Card

**The Camera Mart, Inc.**

456 West 55th Street, New York 10019 • (212) 757-6977

Telex: 275619/FAX (212) 582-2498

305 Vine St., Liverpool, NY 13088 • (315) 457-3703

Sales • Service • Rental

When it comes to choosing the video recorder that works best with our videotape, we're not biased. We prefer them all.

That's because we constantly use them all to test and perfect and retest and refine our videotape. That way we know our tape will work flawlessly on your video recorder, no matter what brand of machine you own.

Take our latest tape, for instance. The picture quality is higher and the background noise is lower than on the tape we were

making less than a year ago. In fact, the improvement is so obvious, you can see it on your monitor as well as our spec sheet.

Thanks to our new base and backcoating, you can virtually drop the word "dropout" from your vocabulary.

And besides constantly improving our tapes, we're also constantly improving our service - from staying on top of your orders to helping you get to the bottom of your technical questions.

# One tape is designed brand of equipment.





So if you're considering a new line of videotape, consider one that isn't new to your brand of video recorder.

Call your nearest regional representative and talk with him about Fuji, the videotape designed to make everyone's equipment look good. Even our competitors'.

Northeast Region 1-800-526-9030  
(in NJ 201-935-6022)  
Southeast Region 1-800-241-6005  
(in GA 404-441-2222)  
Midwest Region 1-800-323-4826  
(in IL 312-569-3500)

Southwest Region 1-800-527-0804  
(in TX 214-243-2537)  
Western Region 1-800-241-7695  
(in CA 213-636-0101)

© 1986 Fuji Photo Film U.S.A., Inc., Magnetic Products Div., 350 Fifth Avenue, NY, NY 10118



 **FUJI** PROFESSIONAL  
VIDEOTAPE

# exclusively for this



# TEN REASONS TO CHOOSE THE NEW WESTAR CONSOLES FOR VIDEO/TV/FILM:

**1. NEW DESIGN.** State-of-the-art design for stereo and multitrack production.

**2. EXPANDABLE.** Available from 16 inputs up to 80 inputs, now—or later. The Westar frame is even field-expandable.

**3. AUTOMATION.** IDF Intelligent Digital Faders with three levels of automation. Field retrofitable.

**4. INTERFACING.** Easy interface with video editing systems and TV facilities.

**5. CHOICE.** Easy interchange of three types of equalizers and three types of microphone preamplifiers, in the studio.

**6. FLEXIBLE.** Console layout and patch-bay location may be custom ordered without custom pricing.

**7. COMPUTER CONTROL.** Optional micro-processor controlled input/output stereo routing/mixing switcher.

**8. SUPPORT.** Regional service centers for quick and courteous support. New York City, Nashville, Los Angeles, and Toronto.

**9. MADE IN USA.** Engineered and manufactured in the United States by Quad Eight as a member of the Mitsubishi Pro Audio Group in their new 45,000 square foot Los Angeles facilities.

**10. DEPENDABLE.** Under the \$8 billion strong Mitsubishi Electric umbrella, Quad Eight is the most solidly backed of all professional console makers.

For more information, please call or write.



*The Westar 8300 Series at Hanna-Barbera Productions, Hollywood*

## WESTAR 8000 SERIES by **quad eight**

*8100 Series • TV Stereo*

*8200 Series • Video Sound Post Production*

*8300 Series • Film Sound*



### MITSUBISHI PRO AUDIO GROUP

DIGITAL ENTERTAINMENT CORPORATION

Headquarters: 225 Parkside Drive, San Fernando, CA 91340 • Phone (818) 898-2341 • Telex 311786

New York: Suite 1530, 555 W. 57th Street, New York, NY 10019 • Phone (212) 713-1600 • Telex 703547

Nashville: 2200 Hillsboro Road, Nashville, TN 37212 • Phone (615) 298-6613

Canada: 363 Adelaide Street E., Toronto, ONT. M5A 1N3 • Phone (416) 865-1899

United Kingdom: 1 Fairway Drive, Greenford, MIDDX UB6 8PW • Phone (01) 578-0957 • Telex 923003

Circle 105 on Reader Service Card



Graphics Capture  
Market Interest

MAY 1986 VOLUME 22/NUMBER 5

## Features

## Departments

### Cover:

Distinctive graphics in programming and IDs help stations target audience interest.

# BM/E

BROADCAST MANAGEMENT/ENGINEERING



23



59

### 23 TV Engineering & Production

#### Graphics Build Station Identity 23

Coordination, consistency, and commitment can ensure a unique graphic image. . . by *Eva J. Blinder, Television Editor*

#### NBC News Graphics Enter Third Dimension 41

With their extensive resources, the networks set the electronic tastes of U.S. viewers.

#### World Cup Soccer, World Class TV 49

Mexico promises the best World Cup soccer ever—with a major dividend for Mexican TV. . . by *Frank Murray*

### 59 Audio Engineering & Production

#### AM Stereo: Where Do We Go from Here? 59

A new push for AM stereo has begun as part of the overall effort to improve AM's sound. . . by *Judith Gross, Radio/Audio Editor*

#### MTS Clinic: Pick-Up, Recording, and Mixing 69

BM/E asks experts in the field of stereo TV production to reveal their tried and tested techniques. . . by *Judith Gross*

### 81 RF Engineering

#### Getting the Most out of Your ERP—Part I 81

Many factors determine the effective radiated power of an antenna, and a number of regulations govern it. . . by *Hugh Aldersey-Williams, Technology/Engineering Editor*

#### AM 82

A better antenna ERP is key to AM improvement. . . by *Ronald D. Rackley*

#### FM and TV 86

ERP and antenna height determine broadcast allocation. . . by *Ogden Prestholdt*

### 95 Broadcast Management

#### Promotion and Production Highlighted at BDA, NAPTE

The latest news on promotion, production, and graphics awaits broadcast managers at two upcoming shows. . . by *Eva J. Blinder*

### 10 Editorial

### 12 Industry News

Joint agreement: Sony to adopt Ampex's digital composite video format and Ampex licensed to produce Betacam VTRs

### 100 FCC Rules & Regulations

Improper Channels

### 104 New Equipment

### 108 Business Briefs

### 110 Advertisers Index

# De Facto Standards by Cross Licensing

***“Three de facto standards were created as a result of a few signatures, without a single industry- or society-called committee meeting.”***

Three de facto standards were created last month as a result of a few signatures, without a single industry- or society-called committee meeting. Two are the result of cross licensing. Ampex announced it was licensing Sony to manufacture and sell the composite digital footprint it had developed for the ACR-225 “spot” player. At the same time, Sony licensed Ampex to manufacture and sell Betacam products, including the new wide-band Betacam SP. The third “standard” was established by virtue of NBC’s decision to buy \$50 million worth of M-II-format VTRs from Matsushita (Panasonic). Result: a new digital composite format that may make more sense than a digital component VTR for NTSC broadcasters, according to Ampex, and two competing analog component formats—Betacam SP and M-II.

A new analog component battlefield has been clearly drawn. M-II looks formidable with its early NBC victory. Indeed, NBC has decided it could sweep through the field as a universal surviving format, mowing down not only all previous ENG/EFP 3/4- and 1/2-inch formats, but Type C one-inch as well. The M-II “tanks” will roll, but they will not capture the whole territory. Early Betacam may have been outmaneuvered, but Betacam SP coming up from the rear is a match—and all the more so with reinforcements from Ampex and Bosch. (Following the Ampex announcement, Bosch, too, said it had agreement to build Betacam products.)


While it surprised many of us that the major VTR competitors were able to come to such private agreement after years of strenuous competition, the moves do make marketing sense.

But surprise gives way to shock as one tries to analyze the import of Sony’s implied support for the “out-of-nowhere” digital composite format coming out of Redwood City. We simply weren’t prepared for it. We’ve been “conditioned” to believe digital component was the proper digital route based on the worldwide standards forged by SMPTE and EBU and accepted by the international CCIR body. Analog component equipment has been seen as an interim step toward component digital—but *composite* digital?

Ampex quickly points out that the digital composite recorder is not a substitute for a component recorder. It expects to build both. But there is a compelling reason for a composite unit, and it is one of economics. A digital composite machine will be 30 to 50 percent less expensive, thanks to half the number of heads and a simpler electronics unit. (In other respects, the two machines are quite alike.) This factor alone will make it attractive to NTSC broadcasters who are not primarily concerned about generating tapes for international exchange.

But this additional format choice will certainly delay broad conversion to component digital, and this perturbs EBU members in particular who opt for the 4:2:2 choice. Some view the introduction of a diversionary format as a breach of international responsibility. Are larger purposes being sacrificed for lower-priced solutions? Will interformat interface problems offset such advantages? We believe the marketplace is the place to decide this one. With second sources available, coming to a decision should be less traumatic than it has been in the past.

*The Editors*



Harry J. Pappas  
President  
Pappas Telecasting

# Comark performance satisfies the most exacting customers...again and again.

Harry Pappas was so impressed with his first Comark "S" Series 220kW Transmitter, he bought a second.

You don't get to be a leader in the independent television broadcast industry by making the wrong decisions about TV transmitters. When Harry Pappas was ready to build his New Super-power station, WHNS-TV in Asheville, N.C., he chose the Comark "S" Series 220kW Transmitter. In Harry's own words: "The transmitter lived up to the promises made by the Comark people...and then some. In terms of performance, specifications and efficiency ratings, I couldn't have asked for more."

Naturally when it came to choosing the transmitter for his next station in Omaha, Nebraska, there was only one choice: Comark's "S" Series 240kW rig.

At Comark, we are especially proud to have gained the confidence of a knowledgeable industry leader like Mr. Pappas. But building superior transmitters is only a part of our story. We continue to work even harder at building a superior transmitter company.

Customer service backed by engineering in depth is Comark's formula for satisfying the needs of the most exacting user.

Services and Equipment that Comark supplies include:

- Klystron UHF Transmitters from 10kW to 240kW
- A complete line of Tetrode TV Transmitters from 1 to 10kW
- Turnkey Installations
- On-site Retrofit Programs
- 24-hour Field Engineering and Customer Service
- RF Transmission Line, Components and Hardware
- Site Surveys



Whether your requirements are simple or complex, Comark stands ready to professionally satisfy your needs. Call (215) 822-0777 or write Comark, P.O. Box 506, Route 309 and Advance Lane, Colmar, PA 18915.

## COMARK

## Ampex, Sony to Share Recording Technologies

In a pair of historic agreements announced just a week and a half before NAB, Sony Corp. has agreed to adopt the Ampex digital composite video recording format while Ampex has licensed Sony technology to manufacture and market Betacam half-inch VTRs.

The licensing pacts in no way signify the end of competition between the two leaders in videotape recorder manufacture, however. The agreements include no provision for market exclusivity, ensuring that Ampex and Sony digital VTRs and Betacam units will compete against each other worldwide as their one-inch recorders do currently.

Speaking at a New York press conference, Mark Sanders, vice president and general manager of Ampex Corp.'s Audio-Video Systems Division, estimated that it would be at least a year before either company introduced a composite digital studio VTR. (Ampex's ACR-225, a digital spot player using the composite format, was displayed at last month's NAB show.) Since the format specifies only the "footprint" of the video signal on the tape, Sony is not tied in to any particular recorder design.

Sanders further noted that the composite format is more econom-



**BM/E feted winners** of its 1985 Best Station and Facilities contest Monday night, April 14, at a cocktail party held in their honor during the NAB convention. A readership ballot selected the winners based on entries printed in the December 1985 issue of *BM/E*.

Displaying their awards are, left to right, Tom Sittner, KSJL-AM, San Antonio, TX; Jim Stitt, WLLT-FM, Cincinnati, OH; Chuck Waltman, KIMN-AM/KYGO-FM, Denver, CO; Ross Kauffman, WCVB-TV, Boston, MA; and Rich Thorne, The Post Group, Los Angeles, CA.

Does your station or facility have what it takes to be a winner? Watch for the Best Station Contest ad in an upcoming issue of *BM/E* or send a postcard with your station's call letters and address, and name of the person to be contacted, to: Editor, *BM/E Magazine*, 295 Madison Ave., New York, NY 10017. Contest rules and entry information will be mailed out in August.

ical in manufacturing and tape consumption than digital component and suggested that within a decade, digital composite recorders might be priced even lower than comparable analog VTRs.

Phil Ritti, director of marketing for Ampex Magnetic Tape Division, said that Ampex-manufactured 19 mm digital tapes and Betacam tapes would be available when the recorders themselves are shipped to beta test sites. "Our plans are to support machine formats by the time they are deliverable," Ritti asserted.

According to Sanders, Ampex's decision to support the Betacam format was sparked in part by Sony's recent announcement of an enhanced Betacam SP format using metal particle tape and matching the specs of Matsushita's M-II. In order to offer a complete system, Ampex will also reenter the camera market, which it left several years back, to manufacture a Betacam-compatible ENG camera. Ampex-manufactured Betacam systems could hit the market in about a year, Sanders said.

In an unrelated announcement, Ampex revealed it has acquired a

## NAB Bulletin: NBC Fuels Format Fire with M-II Announcement

At an NAB press conference, Saturday, April 12, NBC announced its intention to adopt Matsushita's half-inch M-II format for all network videotape needs, from ENG to on-air playback of programs and commercials.

According to Mike Sherlock, NBC executive vice president, operations and technical services, all five operating divisions of NBC—operations and technical services, news, sports, television stations, and television networks—concurred in the decision and will adopt M-II at all levels.

Under NBC's long-term agreement with Matsushita, Panasonic will be the primary equipment source. The agreement stipulates that Matsushita must "significantly expand" its U.S. service and marketing organization. Sherlock indicated that JVC could be a second source for M-II video equipment. The half-inch metal tape cassettes used by M-II players will be manufactured by Fuji Photofilm and by TDK, as of press time. Sherlock estimated the value of the long-term agreement at \$50 million or more, depending on affiliate response. NBC affiliates will be offered "favorable terms" if they opt to purchase M-II equipment.

In-depth coverage of this agreement will be featured in *BM/E*'s June "Show-in-Print" issue.



# Professionals on the Road in Florida Midwest and JVC

As the leader in the United States in the design and manufacture of mobile units, Midwest utilizes the finest in video equipment — and that means JVC. We know that when you're on the road you need a camera that will give you top-quality performance.



So when WXEL Public Television in West Palm Beach, Florida ordered two mobile units, we knew how to respond to their need. Utilizing our basic M30 and M1 Mobile Units, we custom designed both units to meet all of WXEL's remote production demands.

WXEL's M30 Mobile Unit carries four JVC KY950U Color Cameras which produce broadcast quality signal-to-noise ratio, resolution and performance. The KY950U uses a prism optical system and

Plumbicon\* pickup tubes.

WXEL's M1 Mobile Production Unit utilizes two JVC KY320U Color Cameras. The KY320U also uses the newly designed 2/3" electrostatic focus/electromagnetic deflection Plumbicon\* tubes to give it excellent dynamic range suitable for the wide variety of applications demanded in on-location work.

So join with WXEL and get on the road with the Professionals—Midwest and JVC. Midwest has the expertise to custom design a mobile unit that fits all of YOUR production needs!



Edgewood, KY 606-331-8990	Pittsburgh, PA 412-364-6780	Lexington, KY 606-277-4994	St. Louis, MO 314-569-2240	Roanoke, VA 703-980-2584	Orlando, FL 305-898-1885
Columbus, OH 614-846-5552	Indianapolis, IN 317-872-2327	Charleston, WV 304-768-1252	Kansas City, KS 913-469-6810	Charlotte, NC 704-399-6336	
Dayton, OH 513-435-3246	Detroit, MI 313-689-9730	Nashville, TN 615-255-2801	Atlanta, GA 404-875-3753	Washington, D.C. 301-577-4903	
Cleveland, OH 216-447-9745	Grand Rapids, MI 616-796-5238	Knoxville, TN 615-687-9515	Virginia Beach, VA 804-464-6256	Miami, FL 305-592-5355	
Toledo, OH 419-382-6860	Louisville, KY 502-491-2888	Bristol, TN 615-968-2289	Richmond, VA 804-262-5788	Tampa, FL 813-885-9308	

**MIDWEST**  
Communications Corp.

One Sperti Drive  
Edgewood, KY 41017  
800-543-1584

Circle 107 on Reader Service Card

\*Registered trademark  
of N.V. PHILIPS

20-percent share of Cubicomp Corp. The agreement, effective April 1, authorizes Ampex to market and manufacture Cubicomp's PictureMaker 3D graphics animation system. Cubicomp will continue to market the PictureMaker and ModelMaker systems worldwide.

### Katz Sells Stations

Katz Communications, owner and

operator of 11 radio stations, has sold all of its broadcasting operations to an employee group headed by Dick Ferguson. The employee group includes current Katz Broadcasting executives and general managers of some of the properties. The new company plans to give employees the option to purchase common stock. A new name for the broadcasting operation has

not yet been chosen.

The sale is valued at \$68.3 million in cash and includes radio stations WEZN-FM Bridgeport, CT; WAAF-FM and WFTQ-AM, both Worcester, MA; WZZK-AM/FM, Birmingham, AL; WSYR-AM and WYYY-FM, both Syracuse, NY; WYAY-FM, Gainesville/Atlanta; WDBO-AM and WWKA-FM, both Orlando, FL; and KWEN-FM, Tulsa, OK; as well as The American Comedy Network.

# FIRST TIME. ANYTIME.

**TEF<sup>®</sup> System 12 means pinpoint accuracy in acoustic analysis. Even in the presence of other noise.**

TEF System 12 determines areas of reflection or origin within parts of an inch. With this increased accuracy and the ability to document your work, you'll be able to reduce costly call-backs by as much as 75%.

TEF System 12 also utilizes Time Delay Spectrometry (TDS), a test technique that ignores ambient interference. That means you'll spend less time waiting for a quiet measurement situation and more time scheduling new jobs.

TEF System 12 is actually a portable measurement system with a complete range of displays that allow analysis of phase, frequency and time characteristics independently or in combination with each other. The TEF System 12 also has measurement storage capabilities. You get all the tools you need to present your clients with an accurate, proof-positive analysis. And, you can get the TEF System 12 starting at less than \$10,000.

To find out more about the first time, anytime acoustic analyzer, call or write.



## TECHRON<sup>®</sup>

1718 W. Mishawaka Road, Elkhart, Indiana 46517 • (219) 294-8300

### Satellite Switch Ups NBC Transponder Space

In order to obtain more transponder space, NBC recently physically turned 170 of its affiliates' Ku-band dishes from the SBS satellite to RCA's K-2 satellite.

The switch was achieved remotely from the facilities of NBC's Skypath central control and monitoring systems in New York and Burbank during the four and a half early-morning hours when the network is silent.

Michael Sherlock, NBC executive VP of operations and technical services, called the move "a tremendous technological feat that marks the culmination of close to three years' work with the Comsat organization."


The RCA K-2 satellite, located at 81 degrees west longitude, has the highest-power transponder in the sky. The switch gives NBC six full-time transponders in addition to the four it had on the SBS satellite, which the network intends to keep for occasional sports and news coverage.

NBC signed a ten-year, several-hundred-million-dollar agreement with Comsat General Corp. in Oct. 1983 calling for the leasing of transponder space on the SBS satellite until the launch of RCA's K-2 satellite this year.

Additionally, NBC leases uplinks at 10 locations, including master stations in New York and Burbank, and six transportable uplinks for news and sports.

In April of last year, with Ku-band technology in place, NBC virtually eliminated the use of land lines and microwave relays as means of transmission and be-





# The Moseley MRC-1600. Simply Sophisticated.

It's the middle of AM drive time when the call comes. Your highest-priced talent has an alarm and can't read the meter on the remote control.

Is it one volt or ten? Five thousand watts or fifty?

You've been meaning to get rid of that old analog remote control unit, and now is the time.



*Optional CRT and Logger.*


The MRC-1600 gives you digital simplicity. With real numbers and units of measurement that even Harry-in-the-morning can read.

The optional CRT delivers keyboard control of the transmitter and a plain-language display of all status

and telemetry data. Automatic Logging is available for a printed record of station operation, in case Harry never calls at all.

With a full 16 status, 16 telemetry and 32 command channels, the MRC-1600 is not only simple, but sophisticated. Solve your remote control problems today. Contact Moseley Marketing or your Authorized Moseley Distributor.

**Moseley Associates Inc., 111 Castilian Drive,  
Goleta, California 93117, (805) 968-9621,  
Telex: 658-448, Cable: MOSELEY**



Circle 109 on Reader Service Card

gan distribution of its network service to its 207 affiliates exclusively by its Skypath satellite system. Ground system equipment is monitored by the Satellite Network Management System, which NBC developed jointly with Comsat and the Harris Corp.

Central control of the SNMS is located in Skypath control rooms in New York and Burbank.

**Satellites Link Up Live PBS AIDS Special**

Live-by-satellite hookup of four locations around the country formed the core of the PBS *Frontline* special, "AIDS—A National Inquiry," broadcast March 25. Denver-based Norac Productions handled the transmission for the two-hour prime-time special, with C-band uplinking to four satellite trans-

ponders of feeds from locations around the country.

An examination of the issues and a live panel discussion came from the National Library of Medicine in Bethesda, MD, and the University of California at San Francisco.

The live on-air "teleconference" required the Westar IV satellite transponders to be matched for a total of four hours with no allowance for downtime, according to Philip Garvin, president of Norac. In all, 22 cameras were used, six of them aboard an F&F Productions 55-foot truck at the NLM.

**Townsend Gains Backing, Seeks Acquisitions**

Townsend Associates has announced its acquisition by Avenir Group, Inc., a development banking company of Bloomington Hills, MI, and Westport, CT. The deal leaves the Townsend organization intact, but with the addition of a new board chairman from Avenir.

Avenir's acquisition of Townsend comes at a good time for the transmitter company. According to George Townsend, "The exit of the RCA Broadcast Equipment Division opened an opportunity for Townsend Associates to accelerate its growth."

Now, backing from Avenir will provide funds for Townsend's expansion. "It allows Townsend Associates to go on the acquisitions trail," says vice president of marketing Bob Anderman.

**NAB Asks Refunds for Audio Service**

The NAB has asked the FCC to take action on a problem that has plagued radio broadcasters for more than a year.

Last year, when telco carriers were granted tariff increases, many stations found themselves with phone bill increases as great as 400 percent for STLs and remote broadcast lines.

Now, the NAB is asking the Commission to reduce program audio rate levels and to go as far as establishing appropriate refunds for overcharged broadcasters.

**RON SCHILLER ASSOCIATES**  
BROADCAST SYSTEMS CONSULTANTS  
140 COUNTY ROAD TENAFLY, N.J. 07670  
201-568-1552 201-567-9279

**Engineering for today and tomorrow.**

- Radio
- Television
- Post Production
- Multi-Media
- Business Analysis
- Market Analysis
- Project Planning
- Facilities Design

*Operational Effectiveness*

- Cost Control
- Transmission Quality
- Technical Efficiency

*New Technologies*

- Transmission Systems
- Control Systems
- Data Management

# Bottom Line Costing

**Projects impact the bottom line. Shouldn't you ensure they have a profitable impact?**

# 320.

The ProCam™ Video Camera  
with Plumbicon® tubes at Saticon® price.

JVC's experience — and success — in designing the highest quality and reliability into compact video production cameras is unmatched. Now, continuing this tradition of high performance at an affordable price, JVC has brought a "high-end" teleproduction camera within the financial reach of production people often victimized by modest budgets. This time, it's ProCam 320.

#### What a package!

**SENSITIVITY.** ProCam 320 features three, 2/3" Plumbicon pick-up tubes for incomparable picture quality. A refined f/1.4 prism optics system provides horizontal resolution of better than 600 lines at center. A 2H vertical contour correction circuit further assures image clarity. And minimum illumination measures only 38 lux (3.6 fc) at f/1.7, permitting shooting even in limited or artificial light.

A video S/N ratio of 57 dB. Color framing output signal (RS-170A). A split field color bar generator for consistent color reference. A genlock circuit for maintaining a stable picture while switching or mixing with other signals locked on the same source.

#### EASY OPERATION.

Several 8-bit data memory chips offer operator conveniences for quick set-up and consistent performance. These include: Auto centering, auto-black balance and auto-white balance, auto black level stabilization and auto beam control circuits. Matrix masking for true color reproduction and automatic protection for the pick-up tubes are a few of the many features standard on this new camera.

**VERSATILITY.** Easy portability. Outstanding performance in low-level



lighting. High degree of automation. An extensive selection of options and accessories combine to make the ProCam 320 suitable for both studio production, EFP, or ENG; or, indeed, to any application, anywhere, that calls for top quality video production while staying within a tight budget.

**PROCAM TECHNICAL SUPPORT.** Your ProCam sales representative will be happy to explain the availability and calibre of the ProCam technical support program.

For a demonstration of the ProCam 320 Video Camera, a 320 Spec Sheet, or JVC's complete catalog, call, toll-free:

**1-800-JVC-5825**

JVC Company of America  
Professional Video Division  
41 Slater Drive,  
Elmwood Park, N.J. 07407  
JVC CANADA,  
Scarborough, Ont.

© 1984 JVC Company of America  
ProCam is a trademark of US JVC CORP.  
\* Plumbicon is a registered trademark of  
North American Philips Corp.  
\*\* Saticon is a registered trademark of  
Hitachi Denshi, Ltd.



# JVC

JVC COMPANY OF AMERICA  
Professional Video Division

## News Briefs

In what is believed to be the largest radio group sale on record, **Metromedia will sell** nine of its 11 radio stations to an investor group and Morgan Stanley & Co. for a reported \$285 million. The deal includes stations in New York, Philadelphia, Los Angeles, Washington, Detroit, Dallas, and Tampa-St. Petersburg, plus the Texas State Networks....**NAB has asked the FCC** to preempt state or local regulations that restrict broadcast or communications services by imposing limits on RF radiation. The association said that absent such a policy, states or localities could interfere with established interstate broadcasting and communication services.

**Intraband channel exchanges** between public and commercial stations in the same market will be permitted under a recent FCC ruling. The decision allows public stations to raise funds by exchanging a more favor-

able channel position for a less favorable slot, plus a cash payment. Only UHF-UHF or VHF-VHF swaps are permitted by the new rule....**The FCC has deleted three policies** it called "outdated," including those covering fraudulent billing practices, network clipping, and combination ad rates and joint sales practices. The Commission stated that the public interest is not served by retaining these rules, some of which come under the jurisdiction of other government agencies.

**Country music** is the second most popular radio format in the U.S. and has seen a dramatic rise in listenership, according to a study conducted for the Academy of Country Music by Landsman-Webster Enterprises. The study found country fans loyal and affluent, with significant percentages of homeowners, urban dwellers, and college graduates....Winners of NAB's recent **AM stereo pro-**

**motion** contest are KALL, Salt Lake City, UT; KANE, New Iberia, LA; KSO, Des Moines, IA; KXKW, Lafayette, LA; KYSM, N. Mankato, MN; and WVLK, Lexington, KY. Each station will receive \$500.

NBC has named New York City contractor Morse/Diesel construction manager for the **new NBC Building**, to be constructed at Cityfront Center. The 35-story structure is to be completed by 1988....**SMPTE has moved** from its Scarsdale, NY, offices to larger headquarters. The Society is now located at 595 W. Hartsdale Ave., White Plains, NY, 10607, telephone (914) 761-1100.

SMPTE's 128th Technical Conference and Equipment Exhibit will **span two weeks** this year, commencing on Friday, October 24 and running through Wednesday October 29 at the newly built Jacob K. Javits Convention Center in New York City.

# SOUND REPUTATION.

AKG has been providing television and radio broadcast engineers with the right microphones to meet their demanding requirements.

Now AKG has developed three new professional microphones all built with AKG reliability and studio quality sound.

These three low-noise condenser microphones meet very specific needs: the C-535 cardioid for hand-held vocals or speech pick-up, the C-567 miniature lavalier for uncanny "live" intelligibility and the C-568 short shot-gun for that "extended reach" with switchable roll-off to eliminate rumble and wind noise.

For a sound reputation... choose

AKG



77 Selleck Street  
Stamford, CT 06902  
203/348-2121



**Microprocessor control, amorphous metal core heads, and superior performance . . . technology that's typically AEG.**

Chances are that the M-21 Professional Audio Tape Recorder from AEG will outperform whatever 2-Track you're currently using or considering for future purchase. No other machine is built to such exacting standards, no other machine handles tape as gently yet rapidly, and no other machine is presently available with Amorphous Metal Butterfly Core Heads. (Ours are standard equipment; ask about our exclusive head warranty.)

The M-21 is microprocessor controlled and user-programmable for any 2 of 4 speeds. It is a totally


self-contained package with no external power supplies or cabling, and access to all components for maintenance and alignment is quick and easy. The performance specifications are unexcelled.

It's only natural that the M-21 should be such a fine machine. After all, we invented the modern tape recorder over 50 years ago. To arrange for a free demonstration at your facility, or for information on any of our other high technology products, please give us a call.

In Canada:  
AEG BAYLY INC.  
167 Hunt Street  
Ajax, Ontario L1S 1P6  
(416) 683-8200

In U.S.A.:  
AEG Corporation  
Route 22 — Orr Drive  
P.O. Box 3800  
Somerville, NJ  
08876-1269  
(201) 722-9800

# AEG



# ENGenius!

IKEGAMI HL-95 IS  
THE CROWNING ACHIEVEMENT OF THE 80's.

The engineers at Ikegami have just enhanced the finest ENG component camera in the industry, by making it the most versatile.

Now the Ikegami HL-95 camera head can be the crown jewel of your 1/2" Beta ENG system, as well as three other configurations including 3/4", 1/4" and MII formats.

Considered by many as the most impressive and important hand-held camera breakthrough of the 80's, the HL-95 achieves total operational flexibility without compromising strict performance, sensitivity, resolution and registration.

Featuring registration stability without adjustment (proven over many weeks); better shoulder balance; better low light level sensitivity (1.5 ft. candles); better S/N for given low light levels (proven in exhaustive comparison tests); plus minimum maintenance, weight and power consumption. The Ikegami HL-95 far outdistances any camera in its class. It's pure ENGenius.

For a demonstration of the HL-95 and other Ikegami cameras and monitors, contact us or visit your local Ikegami dealer.



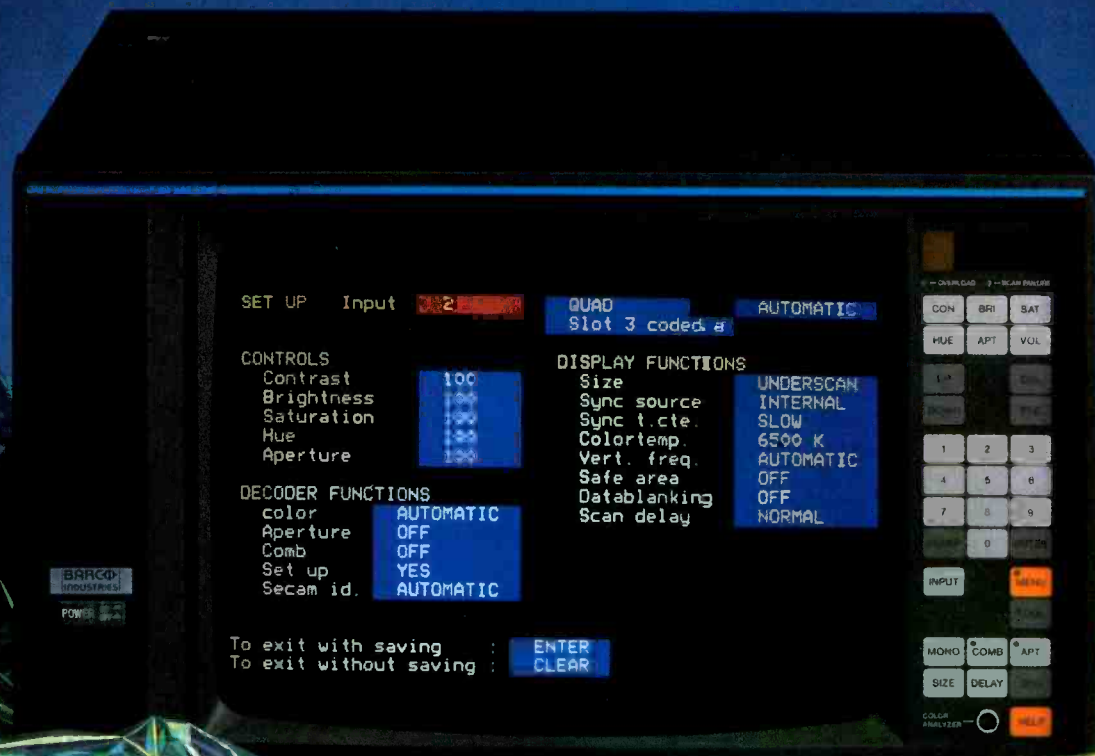


# Ikegami<sup>®</sup>

Ikegami Electronics (USA), Inc. 37 Brook Avenue Maywood, NJ 07607

East Coast: (201) 368-9171 West Coast: (213) 534-0050 Southeast: (813) 884-2046 Southwest: (214) 233-2844 Midwest: (312) 834-9774

# THE FIRST INTELLIGENT BROADCAST COLOR MONITOR



BARCO INDUSTRIES' new CVS professional broadcast monitor is microprocessor-based to make it intelligent in operation and easy to use.

It has both a digital and an analog bus for maximum flexibility. Plus four "open" slots that let you plug in today's options and those yet to come. As new features do come along, you'll be able to add them through software - no hardware changes!

All CVS functions are controlled from the front of the monitor or from a remote keyboard. An optional master remote permits control of a series of monitors.

**WE PUT THE FUTURE IN THE PICTURE.**

**BARCO  
INDUSTRIES**

You can also store, and automatically call up, either calibrated presets or your own preferred presets.

Like our best master control monitors, the CVS has Automatic Kinescope Biasing (AKB) to maintain color and black level stability.

The CVS also generates more internal test patterns than any other monitor. They include white field, cross hatch and color bars.


The CVS is available in both 14 inch and 20 inch versions, and provides outstanding picture quality in any TV standard.

For complete specifications, contact your local BARCO INDUSTRIES Dealer or BARCO INDUSTRIES, 170 Knowles Drive, Suite 212, Los Gatos, CA 95030. Phone: (408) 370-3721.

BARCO INDUSTRIES is a member of the ACEC-group.

Circle 115 on Reader Service Card





Miami station WPBT produced this animated logo treatment on its Dubner CBG graphics system.

# Graphics Build Station Identity

*Coordination, consistency, and commitment can ensure a unique graphic image.*

By Eva J. Blinder

**F**ew things more effectively set a station apart from the competition than distinctive graphics. This simple truth, long recognized at the networks and in the major markets, is rapidly filtering down even to the smallest markets as the range of television graphics broadens to come into the reach of almost every station. Stations across the country are responding to the competitive pressure—from cable and network TV as well as from the station down the block—by purchasing newly affordable and infinitely more capable paint and animation systems. Even those

stations not yet ready to make a full commitment to graphics are striving to get the most out of character generators and special effects devices.

Making effective use of a unique graphics look, however, takes careful forethought and planning. A cleverly designed movie open, for example, may spark recognition among regular viewers; picked up for print advertising, it can extend its effectiveness into print and outdoor advertising. Does the station have a distinctive on-air logo? Carrying it through a variety of on- and off-air promotions makes the most of it and reinforces

viewer and advertiser awareness.

A prime example of such a well-thought-out, consistent approach to station graphics is found at WHAS-TV in Louisville, KY. The station's in-house capabilities, as described by art director Cathy Galvin, are extensive and flexible due to the presence of an in-house production company and the lack of union restrictions on personnel.

"We're kind of unusual," Galvin relates. Within the art department itself are a Thomson-CSF Vidifont Graphics 5 with Vidifex and Graphics Store paint software. The station is a beta test site for Ampex's AVA-3 art system

### Stations' Graphic IDs

and ESS-3 still store, also located in the art department. In addition, art boasts a two-channel ADO with Concentrator and Infinity software packages on the way.

"We have no switcher in the art department," Galvin continues, "but we're a nonunion station, so we have access to anything in the building," including the Grass Valley Group 1600 in the control room. A just-purchased Ampex AVC switcher with an ADO 2000 on-air effects system will also go into the control room. At press time, some hardware and software had already been delivered for a VPR-3 Type C VTR intended to interface with the AVA-3.

WHAS's capabilities extend even beyond the art department and control room, however. Louisville Productions, the station's own production facility, has a Sony edit suite with three one-inch VTRs, plus additional Sony one-inch decks in the tape room.

Complementing the impressive array of equipment is a staff of five: four electronic graphics designers, including Galvin, plus a print designer.



Artists at WHAS have been able to colorize and reuse the perspective grid background in this image with the Layout mode of the AVA-3.

Much of their image-building efforts are directed toward news, according to Galvin. The station recently completed a redesign of its entire news look using the AVA-3, which has been on-line for about six months.

"The first thing we did were all the lower-third supers," she explains. "After that, we went into basic backgrounds [for stock averages, etc.], and then we did the over-the-shoulder key insert backgrounds." Galvin found the AVA-3's Layout mode especially useful in this work. Layout allows the user to build a graphic frame and store all its elements in a database for later recall. Recalled elements may be recolored, resized, and repositioned rapidly.

"It's an incredible time saver," Galvin states. "For news, we have a perspective grid background that took about five hours to make. It was very complicated. But once it was stored away as a database, we were able to recall it and recolorize the whole thing for different backgrounds." The recolorizing is accomplished in a matter of minutes, she adds.

# Sending a Message Straight from the Art

By Hugh Aldersey-Williams

By designing everything from its signature broadcast graphics right down to the internal memo paper, WDIV has created for itself a distinctive image in its home area of Detroit. Every aspect of the station that the public might see—its new broadcast facilities, its mobile production capability, its letters, even its Christmas cards—has been carefully designed as part of an integrated scheme.

It doesn't stop there. The station, one of the Post-Newsweek group, needs a strong image to meet more than the immediate market needs of Detroit viewers. WDIV has a large commitment to sports coverage and mobile production. The strong graphics of its brochures, calendars, and rate cards are also designed to market these services effectively.

WDIV's design director, Jim Houff, explains how his station's approach started. "The look stemmed from our basic promotional slogan—Go 4 It." (WDIV is channel 4 in Detroit.) That catchphrase was dreamt up by broadcast station promotion specialists, Klein & in Los Angeles. It aims to capture the energetic street language of WDIV's city. The logo had to match the slogan for its originality and impact.

Different graphic styles are used for on-air graphics and animation, but the diverse looks are integrated convincingly to form a powerful station image. "For everything that goes out of here, whether it's on- or off-air, we attempt to pull it all together with a vocabulary, a stylistic approach," says Houff.

"From what I can see around the country, we probably push it further than most people. Our approach is a little more individual," Houff says. It is not an approach for the faint-hearted. A strong and talented art department and art direction is needed, together with good support from management. Both these features are present at WDIV, Houff claims. Houff himself has a bachelor's degree in advertising and a master of fine arts degree from Michigan-based Cranbrook, one of America's leading design schools.


To television station managers, Houff says: "Don't be afraid to innovate. I think the general population is more visually aware than a lot of broadcast managers give them credit for. The TV audience is accustomed to seeing new things." A good start to tidying up a station's graphics would be to make use of the Broadcast Designers' Association's employment service, he suggests.

Managers often feel that TV is not the place to invent new imagery, Houff says. He counters that visual ideas introduced on TV become absorbed more quickly than those from magazines and billboards. "It is the most visual medium that exists."

The "Go 4 It" logo is rendered in almost graffiti-like lettering on brochures and vans that find their way onto the streets and into people's homes.



A more formal computer graphics format is also used, with the station letters shown full-screen in a stylish serifed typeface. These graphics were created entirely in-house using the WDIV Quantel Paintbox. The paintbox, says Houff, is used all day long for video design, much of which is news graphics.



The slick air-brushed look for the animated station identification sequence was made by Cranston/Csuri Productions in Columbus, OH, using a penciled storyboard developed in-house by the WDIV design team.



Attention to detail is one of the factors that contributes to a successful station image. WDIV's brochures and letterheads show an innovative approach to design as much as its broadcast graphics. Station printed graphics combine a number of ideas, some drawn from current design trends in other fields, to create a contemporary look unusual among broadcasters.

## TV Engineering & Production

### Stations' Graphic IDs

Working two shifts, the graphics crew produces about 25 news graphics each day for WHAS's three newscasts. To ensure consistency, the backgrounds currently in use are input into all equipment to be quickly available to the artists.

Promos and IDs are separated according to application. News promos follow the station's news look while entertainment promos have their own image. Last year, Galvin says, the station opted not to buy the CBS affiliate package and produced its own 10-second animation at The Post Group in August.

"We decided to do our own so we could stress our own logo," she ex-



WHAS recently redesigned its entire news image using the in-house capabilities of its Ampex AVA-3 paint system and ESS-3 still store.

plains. The complex animation was produced using The Post Group's Bosch FGS-4000 animation system, a Quantel Mirage, three channels of ADO, an Aurora videographics system, and seven one-inch VTRs rolling simultaneously. Since completing the animation, Galvin adds, "We've spun it off into movie opens and combined it with some of our graphic capabilities here for a very consistent on-air look." It has also been used as an ID run before newscasts.

Print promotion at WHAS also reflects the on-air look—"Very much so," Galvin asserts. Often, in fact, the on-air look follows the print campaign.

"Once a logo's been established, that logo is used," Galvin explains, "so the goal is to make the logo applicable for both" print and

on-air. For the Kentucky Derby, for example, a logo was designed first by the station's print artist. It was tested in the AVA-3 for its appropriateness for on-air use and became the theme for both on-air and print. In addition to logos, type styles and even colors are carefully matched to make the station's print and on-air images coincide.

Clearly, Galvin and her staff are sticklers for consistency. But consistency alone is not enough to ensure success, she cautions.

"A big question is consistency," she concedes. "But above and beyond that, in a station's approach to on-air and print graphics, there has to be an understanding that people in markets 25 and up are exposed every day to what the networks and cable are doing. Stations have to respond to a more sophisticated audience in terms of their perception of graphics. They have to be more careful of what they're doing on air and how they're combining it with print—providing you have the equipment to do it. That should be the ultimate goal: to look at yourself not as the local station but as a communicator."

### All-out image


In the highly competitive San Francisco market, top-drawer graphics are a survival must, and a full-blown in-house graphics operation is essential to win in the ratings. Stations such as KRON (profiled in the September 1985 *BM/E*) and KPIX have made a mission out of sophisticated graphic images.

At KPIX, art director Mike Bittner heads a 10-person graphics department, four of whose members are devoted to print work. Of the six electronic graphics artists, five work on news and the sixth on programming and promotion.

"It's very much a group effort," Bittner asserts. "We have a senior designer, Janet Utech, who works closely with me and supervises all our print work. I try to watch over all the on-air." Creative services director Ron Crowe oversees the

department. "He generates all requests for graphics for *TV Guide* ads and on-air promotion," Bittner adds. "We try to start creating a 'look' at the earliest possible stage, so we sit down and think long-term enough to get consistency. He [Crowe] is very adamant about that."

To achieve the quality such commitment demands, KPIX has invested in a raft of high-quality graphics equipment for its graphics department since its January 1984 inception: two Aurora 125 videographics systems, a Quantel still store, a Grass Valley Group 100 production switcher, and a Chyron 4100 character generation. The department also has an




One example of the kind of work KPIX does in-house on its two Aurora 125 videographics systems, which are capable of real-time, multiple frame animation.

older Telemation CG and a Sony BVU-800 U-matic recorder.

"Most of the 3/4-inch work is for news," Bittner explains. "Anything for programming or promotion we do in conjunction with our post-production facility, which is all one-inch." The post-production suite also has an NEC E-Flex for effects and will shortly add an Ampex ADO. All the graphics department equipment can feed to the post-production facility when needed.

"It's a very joint effort," Bittner continues. "Mike Walter, our primary editor in post-production, does most of the promotion stuff. We'll often sit down and talk a job through with him first. He's a very creative person. He also understands the paint systems well enough that he can suggest things



## It's a Paint ... It's a 3D Character Generator ... It's Full Animation & Effects ... It's ARTSTAR 3D!

The most powerful paint and animation combination, ARTSTAR 3D is the 'Super-Box' answer to high resolution professional graphics production. Check out these features:

- True Color — 16.7 Million Simultaneously Displayable Colors
- The Best Paint Functions of any System
- 3D Anti-Aliased Vector Type Character Generation — 100-Font On-Line Capability
- 3D Modeling — Extensive Choreography Controls, Texture Mapping and Smooth Shading. Full Rotation, Perspective and Multiple Light Sources — Faster Rendering
- 3D "Animation Automation" — Full Animation including Multiple Plane and Frame-by-Frame VTR Control in Component Video
- Flash Frame Grab — Full Color Digital Frame Store — Rolling Live Video — NTSC or RGB
- Digital Laser Disc Storage/Recall with Perfect Resolution

Nothing on the market today can compare with the price/performance of ARTSTAR 3D!

See it at NCGA Booth 2180

**ARTSTAR**  
COLORGRAPHICS SYSTEMS INC.

DYNATECH Broadcast Group

5725 Tokay Boulevard • Madison, Wisconsin 53719 • (608) 274-5786

Circle 16 on Reader Service Card

## TV Engineering & Production

### Stations' Graphic IDs

we haven't thought of."

One thing the station has lacked until now is 3D animation capability, although Bittner, speaking before NAB, said KPIX planned to look at 3D animation equipment at the show. The station has bought outside animation for some of its promotional work and recently used a local company, Illusion Studios, for a couple of projects. With its Cubicomp Picture Maker 3D animation system, Illusion has been able to fill KPIX's outside animation needs economically.

"They're great because we often have one-time-only projects with low budgets," says Bittner. "Illusion is a small company with low overhead, so we can find the monies for animation at a low cost. The operator is very good, and he can do sophisticated things with the equipment. It mimics a lot of what we paid tens of thousands [of dollars] for before; now we can get it for thousands."

The open for KPIX's Saturday evening community affairs program, *Pacific Currents*, was produced at Illusion. Bittner's staff then combined the Cubicomp animation from Illusion with keyed-in Aurora backgrounds to update the open for bumpers. In addition, Illusion recently finished a title piece for a KPIX children's show, *For Kids' Sake*. This flexibility to combine in- and out-of-house work has been a great boost for KPIX's graphic image.

### Divide and conquer

In Phoenix, AZ, station KTSP divides its on-air look into news and nonnews image. Graphic designer Tod Ailts, who reports to creative services director Donna Vogt, is responsible for "everything other than news"—graphic tags, IDs, show opens, and the like—while the news director has a large say in the station's news image. Vogt is responsible for print as well as on-air promotion and oversees two artists who do all KTSP's print work in-house.

"We try to stay consistent," Ailts says. "We've gotten together on many occasions and traded type

faces, etc. If I'm producing a graphic, for example an image piece for a day-in, day-out news segment, we try to utilize it in all our on-air promotions. I think we've made a pretty good effort in that area."

The station decided a couple of years back to develop its own unique graphic look rather than buying the CBS affiliate package.

"For news, we have been using the *CBS Evening News* font style," Ailts explains, "but in promotion, we have developed our own look. Now we're experimenting with a couple of different ideas as far as on-air public service graphics are concerned." One of Ailts's current



KPIX went out of house for this title piece for *For Kids' Sake*, a children's show. It was produced on a Cubicomp animation system at Illusion Studios.

projects is upgrading a KTSP public service graphics image called "In Touch with Our Community."

Ailts works in KTSP's graphic compose room, which has user areas for the station's ColorGraphics ArtStar II art/paint system and Chyron 4100 character generator. (The station also uses ColorGraphics' LiveLine IV for weather graphics.) The room also has a Crosspoint Latch production switcher, a terminal for the Quantel still store, and a monochrome digitizing camera. In addition, the station routing system goes into the graphics compose room to give artists access to virtually any station source. The one area in which Ailts sees a lack, at the moment, is in digital effects.

"We're somewhat limited with dynamic perspective moves since we have no ADO or FGS," he

points out. "Our 'squeeze' is a Quantel 5000 with no perspective capability." Nevertheless, the station has been satisfied with the work it has produced in-house on the ArtStar, occasionally married with Quantel 5000 effects.

Out-of-house graphics are also purchased for certain applications. An interesting example of how KTSP has combined outside-produced graphics with its own work is a recently produced open for the station's Friday midnight movie. Because movies are an important part of the station's programming (Ailts estimates KTSP airs four or five a week), about a year back the graphics department purchased a movie package from Cranston-Csuri that consists of two basic opens with color scheme variations. That package served as the basis for the movie open, which was completed by Ailts on the ArtStar.

"I was asked a couple of weeks ago to produce the open for the Friday movie," Ailts explains. "It consists of eight or nine neon signs that will be flying across the screen toward the viewer, a very urban look, with *Miami Vice*-type music. It was a lot of work and a lot of fun—we've really pushed neon to the limit." Ailts estimates that 90 percent of the work was done on the ArtStar II, with Quantel effects added to make the signs "fly."

### Low-budget creativity

Even with the graphic resources of a KPIX or WHAS, a station needs creativity and commitment to produce an image viewers will remember. But what if equipment resources are limited? Creativity itself then becomes the station's most valuable asset.

Such is the case at KTVF, a small station in the small market of Fairbanks, AK. Although the station has no budget for outside graphics production, and in-house graphics hardware is limited to a Quanta Q-8 single-channel character generator system, graphics producer Forrest Gibson has managed to create a unique look for his station by combining the Q-8's capabilities with imagination.



# Hang on.

*But let your imagination go.*

Quanta introduces three new products. Plus a new concept, all guaranteed to launch your imagination into new realms of creativity.

In keeping with our progressive product philosophy, Quanta has introduced . . .

DIMENSION, a computer graphics system for solid 3D modeling and animation.

QUANTAPAIN 32, a 32-bit full color graphics paint system.

QUANTAFEX, a digital graphics effects system.

And the new Concept?

We call it

"GRAPHIC SYSTEM INTEGRATION"

In other words, Quanta is on the leading edge of integrated graphics, effects and animation systems.

For an integrated graphics system there's just one manufacturer. Quanta.

So go ahead. Let your imagination go. Ask us today about our new products and integration possibilities.

Call or write Quanta Corporation  
2440 So. Progress Drive  
Salt Lake City, Utah 84119  
(801) 974-0992, TWX 910-925-5684.

*We liberate the imagination.*

**QUANTA®**

DYNATECH Broadcast Group

Circle 117 on Reader Service Card

## TV Engineering & Production

### Stations' Graphic IDs

"I see what the big boys can do, and I try to recreate it with what we've got," Gibson says of his one-man graphics operation. Using only the Q-8, Gibson has created neon-type lettering, drop shadows, graduated backgrounds, translucence, and what he calls "Paintbox-type effects," using the single-channel Q-8 as a background generator. The IDs and promos he has produced in this way have caused notice not only among viewers but also among the competition.

"The station across the street thought we got them from CBS," Gibson boasts, referring to a graphic ID series he has produced on the Q-8. "Someone else thought we did it on a Dubner. We've been able to do a lot with what we have, a lot more than would probably be expected from a station in the two hundredth market.

"Some of it looks pretty comparable to stations in the larger mar-

kets," he continues. "It leaves the other commercial station [in Fairbanks] in the dust. They have an aging character generator and only 3/4-inch recorders, so they can't do multiple generations." Resources are limited at KTVF, too, but the station boosts graphics quality by producing everything on quad. For ease of use, Gibson notes, the Q-8 has been down-streamed over the production switcher in such a way that the quad machine goes through it. Two Ampex VPR-2Bs are available as occasional still-frame sources, but they are usually devoted to on-air work.

A recently produced graphic ID series, based on the station's "The One to Watch" slogan, consists of open-ended IDs ranging from three to 12 seconds in length, with either continuous motion or motion in the first five seconds. Starting with a basic idea, Gibson has come up with special versions

for holidays such as Christmas and Valentine's Day. Each ID took about two hours, he says.

"The way I work, I'll come up with an idea and I'll just save it" on the Q-8's eight-inch floppy disk, Gibson explains. "Then when I need something, I'll look through the disk and use what I've got." The storage method streamlines his work and allows him to save his inspirations.

Before installing the Q-8 about a year and a half ago, KTVF relied on conventional keyed-in art cards for on-air graphics. Gibson feels that the Quanta system, relatively simple though it is, has made an enormous difference in the station's on-air image.

### Going outside

Up in Rochester, NY, WUHF-TV is in the relatively unusual situation of going out of house for almost all of its graphic promotion needs. According to production

# PACO Ni-Cad BATTERY PACK

## POWER UP! NEW PACO DP-11 (13.2V 1.7Ah)



- NEW HIGH POWER CELLS ENABLE 1.7AH(0.2C Discharge Rate)
- THE MAINTENANCE FREE THERMAL PROTECTOR IS BUILT-IN, AS OTHER PACO BATTERY PACKS.
- THIS IS THE DIRECT REPLACEMENT FOR SONY NP-1.

**PACO ELECTRONICS U.S.A., INC.**

714 WEST OLYMPIC BLVD., SUITE 706, LOS ANGELES, CA 90015  
TEL-213-747-6540/TLX-756923/FAX-213-747-3731

Circle 118 on Reader Service Card



## The Abekas A42 Video Slide Projector.

We revolutionized the digital still store business in 1983 with our A42 Video Slide Projector. And we let you juggle over a thousand images with cost-effective ease.

But we haven't been standing still when it comes to this system. Now, the A42 offers a new library system with alphanumeric search capability, so you can find what you need even faster.

The A42 system offers an advanced combination of 5¼" Winchester disk drive and full bandwidth video processing. A42 features include: on-line image storage expandable to 1050 frames/2100 fields, adaptive digital signal processing, superb multi-generation capability for graphics composition, off-line storage on ¼" digital tape cartridge, and single- or dual-channel configuration.

If you want a powerful digital still store system at your

fingertips, take hold of our feature-packed Abekas A42. For details contact: Abekas Video Systems, Inc., 353A Vintage Park Drive, Foster City, CA 94404. (415) 571-1711.



# Abekas

Video Systems, Inc.

Circle 119 on Reader Service Card

# IMPROVE YOUR IMAGE JUGGLING ACT



## TV Engineering & Production

### Stations' Graphic IDs

manager Mark Phillips, "We actually don't do too much in-house. Our graphics capability is limited to a 3M D8800 character generator with no paint capabilities. For video graphics, we usually go out of house, but we pretty much stay here in Rochester because there are several good facilities."

One local production house that has had a hand in WUHF's image is Telesis, which recently completed a treatment of the Channel 31 logo for the station's fall campaign on the facility's Artronics Studio Computer graphics system. Phillips says the Telesis logo is the beginning of "a whole new station image thing" that will continue development throughout 1986.

"Sometime in 1986, we are going to be revamping the whole 31 logo to make our image more upscale and sophisticated," Phillips continues. Besides Telesis, WUHF has talked to several local and out-of-town graphics fa-

cilities, including Cranston-Csuri in Columbus, OH, and a new Rochester company, CGI Inc., which has a Bosch FGS-4000.

"We're just tossing it out to various people now," explains Phillips. "The first step is a new logo. That will sort of dovetail into a whole campaign with print and promotion."

Another local facility, PCI, has done ADO treatments of some of WUHF's animations for recent promotions. According to Phillips, the station used PCI's facilities to update a five-year-old movie intro that animates the word "special."

"We added perspective on the ADO and had it fly in on-screen," Phillips explains. WUHF also went to PCI for an ADO open for the five local Redwing baseball games it airs each year.


For print graphics, Channel 31 goes out of house as well, using local art studios. Print and outdoor ads are coordinated with the on-


air look by the promotion department and general manager, with input from Phillips and the freelance print artists.

### Public image

Concern about graphics, of course, is not limited to commercial stations. Especially with the current funding squeeze, public stations worry about ratings and image too. A good example of what graphics can do for a noncommercial station is found in Miami, FL, at WPBT, where graphic design manager Jeff Huff supervises the station's national as well as local image.


The staff consists of two electronic designers, a senior designer who does most of the station's on-air animation and still graphics and another animator who works with WPBT's Dubner CBG graphics system, and two print designers, one of whom is responsible for print advertising and one






• HIGH CAPACITY SYSTEM

**space-saving  
tape or film  
MOVABLE  
STORAGE  
SYSTEMS**



• SUPER DENSITY SYSTEM



• PULL-OUT SYSTEM

Organized, efficient storage for all types of film and videotape. Sliding cabinets move effortlessly on low-profile tracks for easy access and maximum storage capacity in limited space. Available in a variety of designs and sizes, with 5" to 36" depths, to suit your special storage needs. All steel construction.


**800-447-2257**

**THE WINSTED CORPORATION**  
 \*\*\* GSA APPROVED \*\*\*  
 9801 James Circle • Minneapolis, MN 55431  
**TELEX: 510-601-0887**

*For Free Full-color FULL LINE CATALOG  
Write or call toll-free*

Circle 120 on Reader Service Card

## THE LARGEST SWITCHER FROM THE LEADER IN COMPONENT VIDEO



### EMPRESS C2000 Component Switcher

- 12-Inputs, Transition Bus Type
- EMPRESS Multiple Event Memory
- DSK with Shadow/Border & Chromakeyer
- Interface to Convergence, EECO, ISC, Paltex, Horizon
- Optional DVE
- ORANGE Bus Compatible (RS-422)
- Available in PAL



**SHINTRON**

144 Rogers Street, Cambridge, MA 02142  
(617) 491-8700 Telex 921497

A CARING COMPANY

Circle 121 on Reader Service Card

# ATTENTION USERS OF GRAPHICS AND SPECIAL EFFECTS EQUIPMENT

Please take a moment to fill out the form below so we can plan even better coverage of graphics and special effects in the future.

**1. Indicate your status on the following pieces of audio equipment; use the boxes to indicate how many pieces of each type of equipment you have now or intend to buy.**

	have now/ on order	intend to buy		
		within 3 mos.	within 6 mos.	within 12 mos.
Art/Paint system under \$30,000	<input type="checkbox"/>	<input type="checkbox"/>	<input type="checkbox"/>	<input type="checkbox"/>
Art/Paint system over \$30,000	<input type="checkbox"/>	<input type="checkbox"/>	<input type="checkbox"/>	<input type="checkbox"/>
3D modeling system under \$30,000	<input type="checkbox"/>	<input type="checkbox"/>	<input type="checkbox"/>	<input type="checkbox"/>
3D modeling system over \$30,000	<input type="checkbox"/>	<input type="checkbox"/>	<input type="checkbox"/>	<input type="checkbox"/>
Digital effects—1 channel	<input type="checkbox"/>	<input type="checkbox"/>	<input type="checkbox"/>	<input type="checkbox"/>
2 channels	<input type="checkbox"/>	<input type="checkbox"/>	<input type="checkbox"/>	<input type="checkbox"/>
3+ channels	<input type="checkbox"/>	<input type="checkbox"/>	<input type="checkbox"/>	<input type="checkbox"/>
Effects rotation and perspective	<input type="checkbox"/>	<input type="checkbox"/>	<input type="checkbox"/>	<input type="checkbox"/>
3D image manipulator	<input type="checkbox"/>	<input type="checkbox"/>	<input type="checkbox"/>	<input type="checkbox"/>
Digital still store	<input type="checkbox"/>	<input type="checkbox"/>	<input type="checkbox"/>	<input type="checkbox"/>
Digital animation recorder	<input type="checkbox"/>	<input type="checkbox"/>	<input type="checkbox"/>	<input type="checkbox"/>
VTR animation recorder	<input type="checkbox"/>	<input type="checkbox"/>	<input type="checkbox"/>	<input type="checkbox"/>
Analog effects package	<input type="checkbox"/>	<input type="checkbox"/>	<input type="checkbox"/>	<input type="checkbox"/>
Character generator w/graphics	<input type="checkbox"/>	<input type="checkbox"/>	<input type="checkbox"/>	<input type="checkbox"/>
Text-only character generator	<input type="checkbox"/>	<input type="checkbox"/>	<input type="checkbox"/>	<input type="checkbox"/>
Weather graphics system	<input type="checkbox"/>	<input type="checkbox"/>	<input type="checkbox"/>	<input type="checkbox"/>
Typography-grade graphics system	<input type="checkbox"/>	<input type="checkbox"/>	<input type="checkbox"/>	<input type="checkbox"/>

**2. Does this equipment expenditure represent a:**

- Replacement     Expansion     Upgrade

**3. Do you have a separate graphics production department?**     Yes     No

If yes, does this department serve all graphics needs within the station?

- Yes     No

What departments have individual graphics capabilities?

- News                                     Programming                                     Creative Services/Sales  
 Weather                                     Promotion

**4. Which graphics or effects advertisements in this issue created the greatest interest for you?** \_\_\_\_\_  
 \_\_\_\_\_

**5. About yourself:** Do you work at a:

- TV station                                     Radio network  
 TV network                                     Production company  
 Radio station                                     Post-production facility  
 Other (specify) \_\_\_\_\_

Are you a:

- Chief Engineer                                     Engineer                                     General manager  
 Production manager                                     Operations manager                                     Other (specify) \_\_\_\_\_

Do you:

- use the equipment?                                     make buying suggestions?  
 make buying decisions?                                     evaluate equipment?

NAME AND TITLE \_\_\_\_\_

STATION OR COMPANY \_\_\_\_\_

ADDRESS \_\_\_\_\_

CITY, STATE, ZIP \_\_\_\_\_

PHONE (    ) \_\_\_\_\_

MAIL BEFORE JUNE 15, 1986

Fold here and staple closed. Thank you for your cooperation.

GRAPHICS AND SPECIAL EFFECTS SURVEY GRAPHICS AND SPECIAL EFFECTS SURVEY



---

# ***GRAPHICS AND SPECIAL EFFECTS SURVEY***

---

MAIL BEFORE JUNE 15, 1986

Fold here and staple bottom.




NO POSTAGE  
NECESSARY  
IF MAILED  
IN THE  
UNITED STATES

**BUSINESS REPLY MAIL**

FIRST CLASS PERMIT NO. 6377 NEW YORK, N.Y.

**BME/E**

BROADCAST MANAGEMENT/ENGINEERING  
295 Madison Avenue  
New York, New York 10164-0008



# THE GRAPHICS PACKAGE YOU HAVE BEEN WAITING FOR . . .



## HAS ARRIVED!

Harris Aurora Systems' new AU/220 series is the next generation in digital videographics. For the first time a system that combines all these features in one box!

- 32-bit full color
- complete paint system
- frame grab and still store
- multiple-station networking
- 3-D modeling
- compositing and matting
- vector-based font library
- real-time multiplane effects
- animation with VTR control
- automated weather graphics
- control interface with IRIS still store system

Tomorrow's state-of-the-art graphics can be yours today.  
For more information, call Harris Video Systems, 217/222-8200.

FOR YOUR INFORMATION,  
OUR NAME IS  
**HARRIS**

### Stations' Graphic IDs

for the local insert to *Dial Magazine*, the PBS program guide. (The station has its own in-house print shop with two presses, employing a full-time printer.)

Huff, who has been with WPBT for a decade, has seen the development of the graphics department over the past five or six years from humble beginnings to its present state.

"The attitude of the administration is very important to any design people," he notes, "And they backed us 100 percent from the very start.

"We're still not as sophisticated as we'd like to be, but we seem to be able to get the equipment we can afford at the time and make it look like the equipment we would like to have."

Presently, the station's equipment complement offers plenty of leeway for the creative staff. The Quantel still store, Ampex production switcher, and NEC E-Flex



WPBT uses its logo as the basis for special-occasion IDs, such as this one. It was produced in-house using the station's Ampex switcher and camera cards.

were all in place before the most recent addition, the Dubner CBG.

"The Dubner added a great deal to our look," says Huff. "The combination of that equipment, plus camera cards, are what we currently use to get a sophisticated, network-type look. We feel we do compete with the 'big three' in terms of our graphic images.

"Of course, there are things they


can do that we can't, but that doesn't mean we can't try to get a better look." Evidently, the BDA agreed with Huff about WPBT's graphic efforts, awarding the station a Gold Award a couple of years back for one of its *Nightly Business Report* opens.

"We were very happy about that," Huff notes. "It not only proved we could compete, it proved we could be winners." WPBT has not gone out-of-house for graphics since producing a film animation logo at Edstan Studios in New York a few years back.

"We have stayed in-house since then," says Huff. "We decided that we were going to be in the television business and we were going to use video. The station has used its current logo for many years and has no plans to change it.

"I'd like to redesign it, but we've got a damn good local image, and I think it's because it's consistent," Huff states. **BM/E**

## With Sentinel 16 Remote Control, There's No Cause For Alarms!



As an intelligent remote control system, the Sentinel 16 can be programmed to react to changes in the operating environment. It will attempt to solve problems before they require operator intervention. When critical parameters go outside your pre-determined limits, Sentinel 16 doesn't just sound an alarm. It automatically makes the required adjustments! What's more, the Sentinel 16 packs more features in nine inches of rack space than its competitors.


- Easy to use, easy to set up
- Can be expanded into a complete ATS system
- Compatible with Harris and other transmitter manufacturers

Like to relax a little? Contact Harris Corporation, Studio Division, P.O. Box 4290, Quincy, Illinois 62305. 217/222-8200.

 **HARRIS**

**For your information, our name is Harris.**

With IBM-AT open architecture, the ITI product line offers the professional a broad range of expandable capabilities:



# GRAPHICS




## PAINT

Our advanced paint system creates free hand art or "touches up" images captured from video.  
\*Courtesy of Miles Kurtland, Albany, NY.



## WEATHER

Images from your choice of Accu-Weather, ESD, or WSI databases — or draw your own!



## 3D ANIMATION

True 3D animation appearing real, not geometric, is a snap with our Image-Maker™ system.  
\*Courtesy Lee Westover, NDL LTD

See us at NAB  
booth #2758



**INTEGRATED TECHNOLOGIES Inc.**

3716 Alliance Drive Greensboro, NC 27407  
(919) 294-0077

Circle 124 on Reader Service Card







*"With 3M Switchers, We've Got  
Control Right At Our Fingertips."*

John Owen, VP Engineering, Taft Broadcasting

When you've got your finger on the pulse of a dozen stations scattered across the country, you can't simply install routing switcher equipment and then hope for the best.

You have to be sure it's the best.

With the best specs in the industry. With keyboard controls that are fast and easy to use. And software that's as flexible as it is friendly.

That's why John Owen, VP of Engineering for Taft Broadcasting, chose 3M Series H Routing Switchers when six of Taft's stations recently underwent plant redesigns.

"We wanted to quadruple our capacity, and the Series H provided the means of doing it. This system is expandable and has excellent flexibility while providing clean signal switching. It was a major improvement.

"The Series H is based on a primary switching matrix increment of 16 x 16, so you can install a switching frame configured for initial needs, and have room for a good deal of expansion later on.

"We have a concept at Taft that is somewhat different from most. We look at routing systems for more than distribution from point to point. We try to use the system creatively, and we use it for quality control as well as switching diversity. We believe we are on the leading edge of technology, and we wanted equipment that best reflected that.


"If you want to be one of the premier broadcasting groups, you'll be working closely with a lot of different component companies. 3M took the time to listen when we talked about switchers and was right here in the trenches every step of the way. If I were doing it again, I'd look to 3M in a minute."

More information about 3M Series H Routing Switchers, switching systems, machine control systems and master controls is right at your fingertips as well. Just call toll free: 1-800-328-1684 (in Minnesota 1-800-792-1072).

3M Broadcasting & Related Products Division

**3M**

# Paintbox Art



For the designer and the art director the satisfaction of producing an original television graphic *perfectly* is everything. With the Quantel Paintbox™ you can create images with smoothly rounded curves and natural color mixing—at the same time choosing from a large selection of mediums and brush sizes. You'll never have to live with the "computer" look.

Artists love the response time of the Paintbox. Its easy-to-follow menu helps produce lively, original images with extraordinary speed. And management loves it for its fast payback.

Stimulate your creativity with these special features:

- Stencil and paste-up functions.
- Paste over live video.

By adding Quantel's new Harry Animation/Editing System, the already extensive animation capabilities of Paintbox can now include full cel animation.

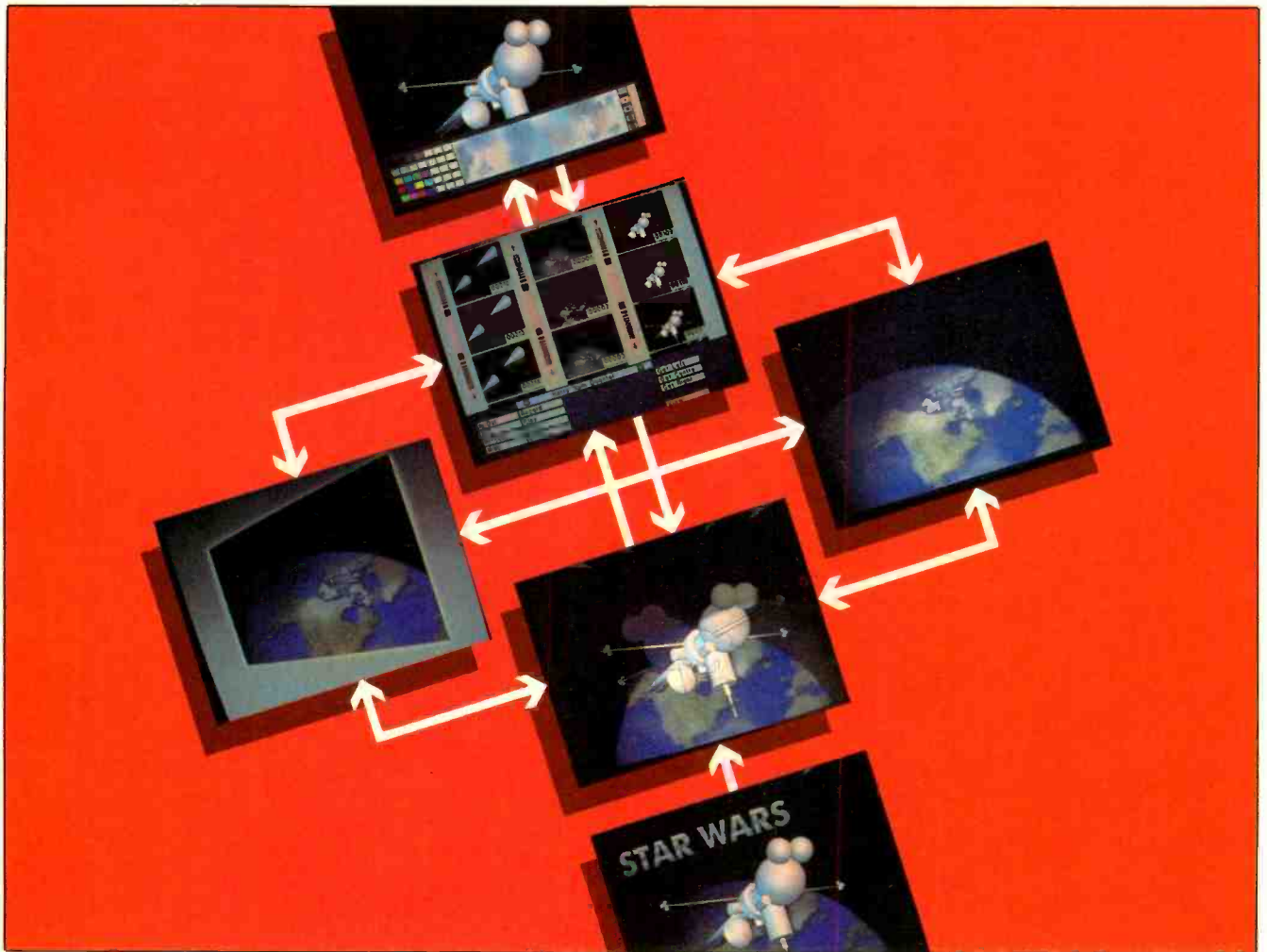
The Paintbox has become the world standard for creativity in television graphics. All three major U.S. networks as well as most broadcast and post-production facilities design with the Paintbox.

Quantel's worldwide sales and service has been expanded to ensure prompt, friendly and expert support. It's always there if you need it.

To put the Paintbox creative art system to work for you, write today to Quantel, 3290 W. Bayshore Rd., Palo Alto, CA 94303. For the phone number of your nearest sales office call 415 856-6226.

*Step closer to the digital studio*

**QUANTEL**



NBC News' Special Production Group simulates "Star Wars," a 30-second animation utilizing the Silicon Graphics IRIS Work Station configured with the Quantel Harry, Quantel Paintbox, Quantel 6030 Still Store, and Quantel Cypher.

# NBC News Graphics Enter Third Dimension

*With their extensive resources, the networks set the electronic graphics tastes of U.S. viewers.*

## Special to BM/E Magazine

**J**ust as high fashion filters down to shape taste in off-the-rack clothes, the most sophisticated television graphics create a standard by which all others are measured. Viewers used to 3D animation are far less likely to be impressed by static art cards.

Local stations, therefore, must carefully watch graphic developments in commercials, cable, and network television. Viewers may not know which shows or commercials originate at their local station and which at the net, but they can readily pick out graphics that

don't measure up to network level. Among the electronic graphics

---

### Editor's Note:

This story was prepared by freelance writer Michael Miller with cooperation from NBC News.

---

### 3D Graphics

tastesetters today is NBC News, whose Special Production Group is responsible for the basic design concepts, or visual identity, linking all NBC News programs. At the same time, its duties include creating sophisticated electronic animations requiring a week to two months of production time.

The group was responsible for concept, art direction, and production supervision of the "Liberty" animation used in title sequences, program elements, and end credits for *NBC Nightly News*, *NBC News at Sunrise*, *Today*, and *NBC News Digest*. That production was done with physical models, traditional artwork, and 35 mm film.

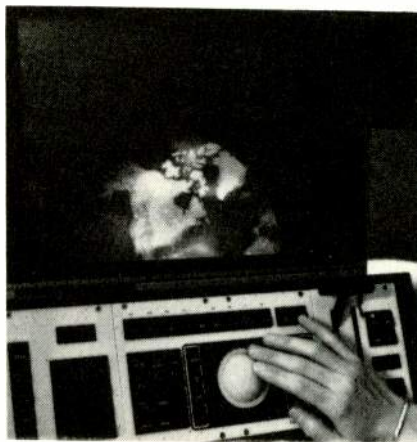
But while the "Liberty" work was in production, other members of the group were developing a sophisticated electronic opening sequence for *Main Street*, a news program for young people. The component video compositing techniques developed for *Main Street* by Special Production Group engineers Ken Eyring and Bryan Hopkins were so innovative that they won a company-wide engineering award for their work.

The group also designed a distinctive NBC News typeface and "super" style. Its members have to work closely with scenic designers to make sure the NBC News "look" is carried into all parts of the network's news programs. But the Special Production Group also is believed to be the only full-time network production group currently developing true, three-dimensional, computer-generated animations for regular program use.

Explains Robert Brandel, director of special production, "We're not involved in day-to-day graphics production. My group is responsible for long-term projects."

The Special Production Group has a mandate from NBC to develop new digital production techniques and to teach other designers (and producers and directors) throughout the network news division how to use them.

"The Special Production Group is on the leading edge," asserts



Paintbox frames of the earth are given perspective via 3D image manipulation.

Dave Schmerler, general manager of editorial and production services, "and it's part of what we believe is the most sophisticated broadcast graphics area anywhere."

The group's staff of 10 designers and engineers has crossed the binary boundaries of sophisticated computer modeling, digital processing, and manipulation devices to refine hardware and software for NBC's news graphics requirements.

When asked about the philosophy behind the look of NBC News, Schmerler responds, "TV is a transitory medium, and the objective of a news program is to convey information, that is, substance. There's very little time to make an impression on the viewer, so the most important element in visual design is to make the message clear. If the viewer doesn't get the message, you've wasted your time. But we don't think that's a design limitation."

### Digital animation

When NBC News began upgrading its graphics technology in 1983, the "device of choice" was the Quantel Paintbox.

The NBC News graphics production area has expanded from one modest room to a facility that soon will occupy half a floor of NBC's Rockefeller Center headquarters. The Special Production Group and the daily graphics production staff share 14 Paintboxes, along with four Quantel Cypher

caption generators with animation capability and five Quantel 6030 digital still stores.

To create animated graphics, NBC News also uses two Grass Valley Group 300 production switchers, four channels of Ampex ADO, four Ampex VPR-3 VTRs with Zeus TBCs, an Abekas A-62 digital disk recorder, and a Grass Valley Model 51 edit controller.

For three-dimensional animations, NBC News is using three Cubicomp PictureMaker graphics workstations and two Silicon Graphics IRIS workstations with Wavefront Technologies 3D modeling software. (Silicon Graphics, a manufacturer of real-time 3D animation workstations, is based in Mountain View, CA, and sells largely to the CAD/CAM market.) The Silicon Graphics/Wavefront work is part of a research and development project undertaken jointly by the Special Production Group and the NBC Operations and Technical Services Computer Imaging Laboratory.

A major objective is to keep as much production as possible in the digital domain. NBC News is installing a Quantel central library system that will digitally connect all of its Paintboxes, still stores, and a Quantel Harry digital cel recorder.

The Harry is the latest addition to the graphics production area. Brandel believes that it conceivably could replace an entire analog tape production room.

"The Harry's digital processing offers a very clean way to composite images since you have control of individual pixels," he says. "Its random-access capabilities make it a very efficient animation and editing device. It will become a perfect complement to the anticipated digital tape machines."

Brandel was impressed by the Harry's efficiency when it was first put to the test. A 30-second promo was cut and composited on it in about 40 minutes, a process that usually would take two to three times as long.

The Harry was interfaced to the Silicon Graphics IRIS by Tom Alfieri, Christine Barton, and An-

**A**t last! The fastest, gentlest, most accurate VTR in the world has a new video processor to harness its magic.

Zeus™ allows the VPR-3 to be used to the very limits of its superior capabilities to provide you with solutions to your most pressing video production problems. The VPR-3/Zeus combination provides slow motion and program compression sequences with no blur, hop or interfield vertical motion. And for the first time with any VTR, full bandwidth pictures are produced at *any* play speed.

The VPR-3's Z-Freeze™ allows you to freeze a video frame and release it on a programmable basis, with *field* accuracy. Because you said you needed better multi-generation performance, the VPR-3/Zeus now has a more accurate velocity compensator that handles the full band of velocity errors, instead of just a narrow spectrum as with conventional units.

If the absolute ultimate is what you need in your animation business, call your nearest Ampex sales engineer for a demo. You'll find you can do things with the VPR-3/Zeus that are

totally beyond the reach of any other system. And for the fastest editing combination you can buy, try the VPR-3 with an ACE editor—from Ampex, with product support and service, worldwide.

Atlanta (404) 491-7112 Chicago (312) 593-6000  
Dallas (214) 960-1162 Los Angeles (818) 240-5000  
New Jersey (201) 825-9600  
(In New York (212) 947-8633)  
San Francisco (415) 367-2296  
Washington, D.C. (301) 530-8800  
Canada (416) 821-8840

**AMPEX**

Circle 126 on Reader Service Card

# The VPR-3 gave you the advantage. Zeus gives you the game.



## 3D Graphics



Steve Giangrasso, graphic design engineer, composites Rail Gun animation in the Quantel Harry digital cel recorder.

drew Siegel of the Computer Imaging Lab. David Rabinowitz, director of the Imaging Lab, says the interface was a function of the video format, machine control, and the intercommunication among the devices.

With the technology in place,

the Special Production Group, working with the Computer Imaging Laboratory, began developing a library of 3D animations illustrating the Pentagon's Strategic Defense Initiative program, colloquially known as "Star Wars." Since the department could not justify a development project strictly for its educational value, it had to choose a subject that was conducive to on-air use. The Strategic Defense Initiative was a natural. It was chosen for 3D modeling because, according to Schmerler, "The weapons are composed of 'primitives,' basic geometric shapes, which when motion-scripted, can be used on-air in a very versatile way."

The first 3D model of a kinetic energy weapon, the Rail Gun, was designed from an artist's rendering supplied by the U.S. Department of Defense. The shape of the Rail Gun was constructed of circles, cones, and rectangles.

With the Wavefront software, the scale of a primitive can be changed along the  $x$ ,  $y$ , or  $z$  axis and elongated or shrunk to obtain different polygonal shapes. Therefore, the largest sphere of the Rail Gun was modeled and then modified for the design of its smaller components.

Once the shape was modeled, its components were stored in a preview file for motion scripting. Each element of the image was assigned to different channels to determine how it was to be manipulated, whether for  $x$ ,  $y$ ,  $z$  translation or rotation. One element could require as many as nine channels for roll, pitch, and yaw movements.

The motion script for the Rail Gun model was developed by "parenting" its component parts. The large sphere, or parent, determines the hierarchical movement of the smaller components. The gun's solar panel, for example, can pivot independently of the parent while also moving along with it.

Once the relationships among the Rail Gun components were established, the motion was scripted by entering key frame positions that were interpolated by the Silicon Graphics IRIS's central processing unit.

The next step involved scripting the lights. Wavefront software provides an almost unlimited number of light sources, which can travel around or remain stationary in relation to the object, colorizing and highlighting its three-dimensional shape.

Rendering the completed animation took 10 minutes or more per frame, due to the complex digital computations required by antialiasing and multiple light sources.

### 3D models in motion

The entire 30-second "Star Wars" animation was composed of 3D models of the Rail Gun, missiles, battle mirrors, relay mirrors, warheads, and lasers. The Cypher was used to generate logos on weapons and titling. A star field and rotating earth were rendered on the Paintbox as back-



## DPS-175 TBC/Framestore

Crystal vision framestore and full-featured TBC... all in a single rack unit. The DPS-175's 525-line buffered memory freezes frames or fields of incoming monochrome, heterodyne or direct color with a 3.58 MHz feedback to tape source. And you get TBC with wide dynamic tracking range of -1 to +3 and clear viewing up to  $\pm 30X$  play speed.

Synchronous and non-synchronous tape source switching means flexibility and compatibility of tape source, with a 525-line

120 Middlefield Road, Scarborough, Ontario  
Canada M1S 4M6 (416) 299-6888 Telex 065-25344

buffered correction window and RF/TTL selectable drop out compensator.

- Heterodyne or Direct Colour
- Auto memory diagnostic
- Frame hysteresis
- Digital Dropout Compensator
- Synchronous switching of tape source
- Dynamic Tracking® capability

**Scientific  
Atlanta**

Digital Video Systems Division

©Trade mark of Sony Corp

# MASTER CONTROL

Over sixty of our new MC-500 series **MASTER CONTROL** Switchers are in operation at television stations throughout the country, many with full *station automation* also supplied by Utah Scientific. These customers include some of the country's most prestigious broadcasters. Call or write for our 100% Users List to learn firsthand the many advantages offered by this state-of-the-art product.



**US** UTAH SCIENTIFIC, INC.  
DYNATECH Broadcast Group

1685 West 2200 South, Salt Lake City, Utah 84119  
Phone: (800) 453-8782 (Toll Free) or (801) 973-6840 • TWX: 910-925-4037

Circle 122 on Reader Service Card

**STANTRON**

# CENTER

for • VIDEO PRODUCTION  
• POST-PRODUCTION  
• EDITING • ENG • EFP

- CABINET CONSOLES
- DESK CONSOLES
- VTR/VCR RACKS
- DUBBING RACKS

## STANTRON VIDEO CENTER

Designed for YOUR VIDEO EQUIPMENT has modular "add-on" features that allow maximum flexibility and versatility in designing console arrangements for professional, industrial, communication and educational VIDEO CENTERS.

Write or call for FREE VIDEO CENTER CATALOG #230

mailing address: P.O. Box 9158VC  
No. Hollywood, CA 91608 U.S.A.  
or call Toll Free: 1-800-821-0019  
No. Calif. Toll Free: 1-800-821-0020  
So. Calif. please call 1-213-875-0800  
TWX: 910-498-2177

# STANTRON

Unit of Zero Corporation

factory:  
6900-6918 Beck Ave.  
No. Hollywood, CA 91605

## TV Engineering & Production

3D Graphics

ground for Harry keys. All of the matte reels and object reels were input to the Harry for compositing. Laser explosions drawn on the Paintbox were also animated in the Harry. Highlighted glows and softened edges were generated on the Paintbox, while the cels were stored and layered within the Harry.

"To manage the available library space in the Harry, cross dissolves were completed in steps," recalls Steve Giangrosso, graphic design engineer on the project.

The projected air date for the "Star Wars" animation is late spring, and elements of it will be reedited and used whenever NBC News needs to illustrate the Star Wars program.

## Automating news graphics

The Special Production Group was created in 1984 by Tom Wolzien, vice president, editorial and production services, to develop an automated, state-of-the-art display system for the NBC News election-night special program. The system worked so well that the group was expanded and made permanent.

Work on automated graphics display systems is still going on at NBC. The Special Production Group and the Computer Imaging Laboratory are hoping to improve the 1984 system for the 1986 election night. The NBC election system is real-time and data-driven. In 1984, it consisted of eight Paintboxes controlled by two DEC VAX-11/750 computers.

An ad hoc committee within NBC News was set up by Wolzien to find ways to apply the lessons learned in development of the display system to daily program production. Wolzien says it is too early to talk about the committee's progress, but he is eager to use computer technology to diminish the amount of routine work needed to produce news programs.

"What's important is the purpose you use the technology for, not technology for its own sake," Wolzien says. **BM/E**





## FORTEL'S AFFORDABLE NEW TURBO 2 TBC. PEAK PERFORMANCE AT ANY SPEED.

From freeze to shuttle. Now you can get Y-688 performance from an affordable signal processor...with Fortel's new TURBO 2 Time Base Corrector. Slim-lined and feature-packed, TURBO 2 is the first in a new generation of Fortel products...products designed to give you peak performance in signal processing.



No other TBC gives you so many features. Features like Y-688 component processing, field freeze, frame freeze, high speed shuttle and dynamic tracking, all at CCIR-601 sampling. TURBO 2 also gives you luma noise reduction, horizontal enhancement, drop-out compensation and switcher-compatible Y/R-Y/B-Y outputs...features you would normally expect from our Y-688 T.E.C.

Fortel's new TURBO 2 is built for serviceability. Self-diagnostics and interchangeable PC boards in an 1 $\frac{3}{4}$  inch rack space makes troubleshooting a breeze.

It's the signal processor you can depend on for the long run.

## TURBO 2



**FORTEL Incorporated**  
2985 Gateway Drive  
Norcross, Georgia 30071  
1-800-241-5046  
In Georgia 404-447-4422

Circle 130 on Reader Service Card

The new industry standard.



# Born To Broadcast.

## Introducing Ampex 198 and 199 1/2" Professional Broadcast Videocassettes.

Our 198 and 199 are everything you asked for in 1/2" broadcast videocassettes. Because we listened to you before we created them.

You told us you wanted bright, sharp color and clean, crisp pictures. Pictures with fewer dropouts. So we created an advanced high energy formulation and manufactured the tapes in a state-of-the-art cleanroom environment using anti-static materials.

You told us they had to be rugged and durable. So we created a tough tape binder system and a precision-molded, high-impact

ABS plastic cassette mechanism.

But we didn't stop there. We also created a user-friendly labeling system that helps you find material fast. Because you don't have time for delays in the editing suite.

The result is everything you asked for in the newsroom, on location and for automatic cart playback systems.

Ampex 198 and 199 1/2" videocassettes in Betacam™ or M format. Great color. Great pictures.

# AMPEX

Circle 131 on Reader Service Card



Ampex Corporation • One of The Signal Companies

Ampex Corporation, Magnetic Tape Division,  
401 Broadway, Redwood City, CA 94063, 415/367-3809

A Division of Sony Corporation

# World Cup Soccer, World Class TV

*Mexico promises the best World Cup soccer in history—  
with a major dividend for Mexican TV.*

By Frank Murray


**N**ine billion viewers—that's the size of the audience that Mexican broadcasters estimate will be watching the thirteenth World Cup Soccer Games, the quadrennial world soccer playoffs being held this year in Mexico starting May 31.

For a full month, fans in 150 nations around the globe will be glued to their television sets as teams from 24 nations—the world's best soccer teams—compete in a total of 52 games in 12 stadiums throughout Mexico. The games will culminate on June 29 with the final match for the World Cup to be held in Mexico City's giant Azteca Stadium.

The host broadcaster is Tele-mexico '86, a joint venture of Channel 13 of Imevision, the government-owned television network complex, and Televisa S.A., the privately owned broadcast giant, which operates two national networks in Mexico and two local/regional networks in Mexico City, the nation's capital, and supplies live and recorded programming throughout the Spanish-speaking world.

Televisa is the principal purchaser of the more than \$50 million in equipment being acquired for the games. After the end of the World Cup, the gear will be used to upgrade Televisa's broadcast facilities in Mexico City—a move anticipated happily by the company's engineering officials.

As is the case with any televised



Interior of the largest of the three small studios built for international broadcasters at the CIR. All photos were taken during construction in February.

world class sports event, a tremendous responsibility falls onto the host nation and, by default, onto the host broadcaster to offer pictures to the world that are flawlessly engineered and visually exciting. In Mexico's case, the challenge is not only to improve on the games that were held in Spain four years ago but to compete visually with ABC's coverage of the Los Angeles Olympics in 1984.

That task has been made even more difficult, however, as a side effect of "el temblor," the cataclysmic earthquake and aftershocks that first struck Mexico on September 19. Despite the devastation, technical planning and construction of new facilities for

the games have continued virtually without delay.

(As a result of the quake, 87 people were killed, and a television tower, a theater, and two five-story office buildings housing Televisa's executive offices, news departments, and main power substation were all destroyed.)

In a glass-walled office, a temporary complex necessary because of quake damage, plans for the World Cup were described by Victor Rojas, head of production for Telemexico and technical advisor to the president of Televisa, and

#### About the Author:

Frank Murray is a freelance writer specializing in broadcast technology.

### World Cup Soccer

Jorge Pickering, in charge of all digital devices for the games and technical coordinator of special events for Televisa.

### Incoming and outgoing signals

The games are being played at 12 stadiums in Mexico: three in Mexico City and the rest in locations ranging from 75 to 950 km from the capital. Satellite transmissions via Mexico's Morelos I satellite will bring broadcast signals from nine outside venues to the Centro Internacional de Radiodifusion (CIR), the international broadcast center in Mexico City. In-town matches will be relayed to the CIR over microwave.

Each stadium will provide a "clean" or universal feed with international graphics. In addition, as many as six different additional feeds could be relayed to the broadcast center from attending consortiums. (Morelos I can support up to 24 channels in C-band and four in Ku-band.)

For outgoing transmissions, Intelsat imposes a limit of eight signals: six to Europe and two to the Pacific. All satellite feeds are in the hands of the Mexican government's Secretaria de Comunicaciones y Transportes (SCT).

Seven broadcast unions covering nearly 120 separate broadcasters worldwide have made licensing arrangements with FIFA, the international soccer organization, to relay signals from Mexico: OTI, ASDU, ABU, EBU, OIRT, URTNA, and NAMBA. Canada's CBC and NBC from the U.S. are making separate arrangements. Mexico will receive its coverage from the Latin American OTI consortium, and both the government and Televisa networks will carry the games in their country, according to Rojas, a veteran of seven World Cup broadcasts.

### The CIR

The CIR is located at San Angel, another Televisa-owned broadcast facility in Mexico City, located roughly 20 minutes driving time away from Chapultepec. A four-



One of the 18 one-inch edit bays within the master control complex of the CIR. All are equipped with Ampex VPR-6 VTRs.

story building constructed for a reported \$10 million, it will house all international broadcast activities including offices, engineering facilities, a cafeteria seating 600, an auditorium, and a variety of support services.

The games' master control complex, for example, designed by Pye TVT, has been constructed in a portion of one of two massive 1200 square meter floating-foundation production stages built by Televisa for large-scale productions. It will house the master control room, telephone switching room, various support rooms, 18 edit bays, and three small broadcast studios, each with its own control room. The computer floor, removable panel ceiling, and floor-to-ceiling orange-painted metal walls all are temporary.

Ruesga noted that the CIR was built in slightly more than seven months, with construction beginning shortly before the earthquake. The structure is located in an area that was unaffected by the earthquake. In preparation for any power emergency, however, a 2000 kW generator is on site as a backup in case the outside 7000 kW power supply should fail.

### Huge equipment order

Virtually all equipment acquired by Telemexico has been purchased by Televisa, which plans to use it subsequently in both its Chapultepec and San Angel facilities. While the master systems supplier was the now-defunct Pye TVT organization from England, with an estimated \$50 million order covering all production aspects, Ampex Corp.'s Audio-Video Systems Division (AVSD) also supplied huge amounts of equipment. The \$11.9 million order represents the largest international order in Ampex's history.

Via two separate contracts—one through Pye, the other direct from Ampex—Televisa is purchasing 137 Ampex VTRs including 56 VPR-6s, 38 VPR-3s, and 43 VPR-5s, plus eight channels of Ampex ADO digital effects and an AVA-3 graphics art system. The company is also supplying 20 Ampex TBC-80 time base correctors and 12 Chyron IV character generator/graphics systems.

Ampex videotape will also be the sole videotape used by Telemexico.

For the games, a combination of VPR-3s and VPR-6s will be used at the venues, while VPR-6s will be used at the CIR, two in each edit bay. The VPR-5s will be the portable VTR rented exclusively by Telemexico to the visiting broadcasters.

### Innovative coverage

In producing the games, Telemexico will be offering a multicamera approach to televising soccer that is somewhat radical for the world of international soccer. Also innovative will be the use of on-air digital effects, such as Ampex ADO effects, during broadcasts, although Televisa demonstrated the use of ADO successfully to Europeans through international transmission of some soccer matches this year.

"We think the way the world does *futbol* [soccer], including the English, is a little bit dull," Rojas said. "When you don't have a very good game, you can't dress it with

# CHOICE

## The Lenco 300 Video Terminal System

Manufactured to meet the industry's toughest standards...in a uniquely versatile design to solve your toughest problems.

### Any Way You Want It

Take your choice with the Lenco 300 Series — you get all the components you need. And none that you don't.

The unique PFM-300 Main Frame will house up to nine single modules in virtually any system configuration. Choose from the Lenco line of more than thirty video modular components, creating your own system with a degree of flexibility unmatched in the industry. And no extra expense for unnecessary or unwanted features.

Forget obsolescence: plug-in modules make it easy to replace or upgrade components when your needs change.

It's the system of choice. It's the only system that performs exactly the way you want. Because it's the system you design yourself. That's why 1000's of systems are currently in service throughout the world.

### Choice Components

Lenco components are designed to the most exacting specifications and crafted for years of reliable performance, every Lenco System is supported by prompt, dependable service. If you should have problems with any Lenco component, we'll supply a loan replacement from our factory. And we'll do it fast — usually within 24 hours.

For complete technical information on the 300 System and the full line of quality Lenco terminal equipment, call toll-free: 1-800-325-8494.



300 N. Maryland St.  
P.O. Box 348  
Jackson, MO 63755  
1-314-243-3147  
TWX 910/760-1382

Circle 132 on Reader Service Card

### World Cup Soccer

lots of [graphics]. But you can do it with lots of cameras.”

Rojas noted that soccer moves virtually with the speed of jai alai, and it is played in two 45-minute periods with no time out. There is no time for extended replays or other visual elements. There is also no time for commercials—the reason most often cited for the virtual blackout of soccer on American commercial television networks, although NBC is planning to air the World Cup finals. (Spanish-speaking viewers in the U.S. can watch more complete coverage on SIN, however.)

As a result of the time problems, camera coverage must be precise, and replays must be extremely swift and well-coordinated in the booth.

While traditional FIFA-competition soccer has been produced with four cameras—two at center court and one at each end zone—Telemexico will offer

10-camera coverage: three at center court (for wide-angle, medium, and tight shots), one roving camera, two at each penalty area, one at each end zone, and two reverse-angle cameras watching the penalty area from the other side of the court.

“We’ve been rehearsing this way of televising games for a year and a half,” Rojas said.

Broadcast booths for each stadium will be handled in two different ways. For six far-off venues, 12-camera “containers,” a Televisa exclusive according to Rojas, have been built from two 32-foot diesel trailers bolted lengthwise with the common walls removed. The two container halves will be transported separately, assembled on site, and remain there throughout the games. “While most trucks expand the production room,” Rojas commented, “this expands the whole production area.”

Other remote coverage will be directed from 12-camera mobile trucks.

### Graphics

For graphics, according to Pickering, the AVA-3 art system will be used to create the generic art package for the international on-air look. That package, in turn, will be sent to each of the venues for their games. Players’ names, game statistics, and other character generation needs will be filled by Chyron IVs.

In addition, Telemexico will create a one-minute prepackaged beauty shot of each venue, produced on the AVA-3, a Bosch FGS-4000, and Quantel Mirage, that will be offered to broadcasters for preshow use or for feature capsules.

Pickering is also addressing the problem of how to bring instant replays into the fast-moving game. Every time a replay is used,



## Whose new AGC packs 110 dB of dynamic range into 1-3/4 inches of rack space?

Only the new Harris Ulti-Mate 91 Tri Band AGC! Here’s more signal shaping flexibility than you’ll get from anything else on the market...with phase coherent design that won’t degrade even digital source material. Ulti-Mate’s phase coherent circuitry insures waveform fidelity and minimizes distortion as signals are processed and amplified.

**Improve any audio source**  
You’ll hear the difference immediately. Beef up your audio chain with Ulti-Mate’s unprecedented 110 dB dynamic range. Use it as your final broadband limiter. Put it in front of your Optimod® or other audio processing system for a remarkable improvement in sound. The linear VCA gain control allows extraordinary processing capability to enhance even the purest system.

### Stereo Ready

When you’re ready for stereo—whether it’s AM, FM or TV—so is Ulti-Mate 91. It’s totally compatible with all broadcast stereo systems. And it can drive your STL, too.

### Takes only 1 3/4" of rack space

The Harris Ulti-Mate 91 Tri Band AGC slips neatly into 1 3/4" of vertical rack space (3 1/2" for stereo version). Adjustments are deftly concealed but easily accessed through a slide-out drawer. And if unauthorized adjustments are a concern, secure tamper proofing is easily achieved.

### First-rate equipment for first-place ratings

Good sound is the currency of Radio;

it buys audience. Ulti-Mate gives you better dynamic equalization through the phase coherent Tri Band AGC, for markedly improved signal transmission. At a surprisingly low cost.

The Harris Ulti-Mate 91 Tri Band AGC. Audio processing has never been this good. For more information, contact Harris Corporation, Studio Division, P. O. Box 4290, Quincy, Illinois 62305. 217/222-8200.


Optimod® is a registered trademark of Orban Associates, Inc.

 HARRIS



## For your information, our name is Harris.

**Precision motion control...  
from start  
to finish.**



**Practice, learn, fine tune,  
recall and execute!**

- MultiController operates the programmable high speed HS-100P head and will accurately and repeatedly execute your most creative camera shots...adding new artistic dimensions to your productions.
- The controls are carefully placed and designed to provide the proper feel and responsiveness. When a shot is recalled, the camera is positioned to its new location with all the skill and finesse of an experienced camera operator.
  - Stored camera motions are "learned" through the manual controls which remain "live" so motions may be fine tuned (edited) in either the rehearse or recall modes.
- MultiController operates up to 4 cameras (from a single panel) and up to 5 miles from the HS-100P head.
- Discover how MultiController can expand your production capabilities. Call or write for complete details.



**TSM**

**TOTAL SPECTRUM  
MANUFACTURING INC.**  
20 Virginia Avenue, West Nyack, NY 10994  
(914) 358-8820

Circle 134 on Reader Service Card

## TV Engineering & Production

### World Cup Soccer

a special symbol will be keyed onto the picture identifying either a normal replay or a reverse-angle replay. Three replays are possible following each goal: from center court, from behind the goal, and a center-court shot. Graphics will be preproduced for fouls, goals, and other game points, then the actual replays will be inserted on the air with single-channel ADOs.

For the semifinals, four ADOs will be reconfigured into two-channel on-air systems. And for the finals, a four-channel on-air ADO system will be assembled. Pickering is hopeful it will be linked to the new Infinity 3D effects package for the ADO, marking the first time ever that the combined package will have been used live on the air for sports.

"Telemexico is planning to have the best World Cup ever seen," said Pickering. At the last World Cup in Europe, graphics and character generation were conserva-

tive and nondigital, he indicated. But Mexico's coverage will be live and colorful. "I believe [Televisa was] the first company in the world to use digital equipment for live coverage, even before the States," he continued. "Remember that we Mexicans are Latins. We're very aggressive and not so taken with whether it fails or whether it doesn't."

For camera coverage of each game, Philips LDK-6s will provide principal coverage at nine camera positions, and a triaxed portable LDK-614 will be the roving camera. Two LDK-6s will also be placed in a separate studio for pre- and post-game commentaries.

Ross switchers are being used throughout the venues, modified by Televisa to enable Ampex VTRs to record the output from each row of buses, which, in turn, each control three cameras. The ensuing output becomes the source for instant replays. Also at-

tached to each VTR will be a Chyron VP-1 CG, which will generate the appropriate replay/reverse replay signal. This degree of flexibility will allow assistant producers immediately to spot which shots are good replays and will help cut the time needed to fit the shots into the tight window allowed by the pace of soccer.

### After the games are over


Following the World Cup, the equipment will be used by Televisa in upgrading its facilities to state-of-the-art gear. Aside from the Ampex equipment, Telemexico/Televisa purchased 96 Philips LDK-6 and 47 LDK-614 cameras and 12 Ross switchers, plus assorted audio and lighting equipment.

In addition, a Philips 64x72 routing switcher being used in the CIR control room will be divided into three separate units and used at Televisa.

BM/E

## Choose one of these...and it will probably be the last Audio Mixer you'll ever have to put in your edit bay...

Why not make it the First!



Operation with edit system control, audio-follow-video, or manually  
Complete edit system integration with CMX, Convergence,  
Grass Valley Group, and most other editors

Compact size and flexible mounting configuration • 12, 16, or 20 input models  
PPM or VU meters standard • Unique Out of phase warning system  
Optional programmable equalization system with editor control



Call us for a complete brochure

**GRAHAM-PATTEN SYSTEMS, INC.**

P.O. Box 1960, Grass Valley, CA 95945  
916/273-8412

Circle 135 on Reader Service Card



# WE BUILT IT TO TAKE MORE THAN GREAT SHOTS.

Foul weather. The hard knocks of a hard day's work. The Schneider 14 x ENG/EFP lens can take just about anything—including great shots.

Light enough to take anywhere. The 14x is no lightweight when it comes to standing up to the rigors of the real world.

Its rugged weather-resistant housing protects the 14 x like a tortoise shell. While its unique zoom grip and ergonomic design protect you from fatigue and unsteadiness. No matter how long you shoot.

All lens controls are conveniently located, too. So you don't have to fumble around when making adjustments or confidence checks.

But that's just the beginning of what makes the Schneider 14 x

outstanding in the field.

It has a built-in 2 x range extender, macro focus, servo zoom, and

iris. Three integrated zoom ranges: 9-126mm, 18-252mm telephoto (with flip-in extender), and 6.3-9mm ultrawide (with add-on aspheric attachment). And a

remote manual iris control built into the zoom grip.

The 14 x also fits just about any major broadcast or industrial-grade camera.

And it's priced... Well, let's

just say the Schneider 14 x lens can be as easy on your budget as it is tough in the field.

Also, if your 14 x ever needs repair, our factory-trained technicians will fix it in a flash. We'll even provide a loaner. So you're not out of action while it is.

The Schneider 14 x ENG/EFP lens. We built it to take a lot, but give even more. For a free

demonstration, contact: Schneider Corp. of America, 400 Crossways Park Drive, Woodbury, New York 11797 (516) 496-8500.

Western U.S.A. Service: 861 Production Pl., Newport Beach CA 92663. (714) 631-7430

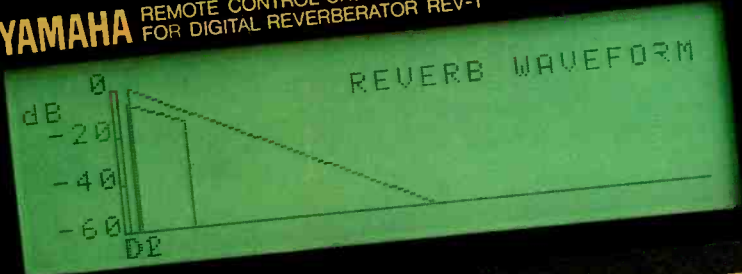


 **Schneider**  
KREUZNACH  
SHOOT FOR THE BEST.




# Create a room

**YAMAHA** REMOTE CONTROL UNIT RCR-1  
FOR DIGITAL REVERBERATOR REV-1



DISPLAY  
W/F F/C R/T RATIO  
E/R REV P/S M



HPF LPF  
400 10K  
200 8K  
100 6K  
50 4K

REV. TIME (R/T)  
**2.6** sec  
MID-LOW

E/R MODE  
1 2 3 4  
5 6 7 8

ROOM SIZE  
1/2 1 2 4 6 8

E/R NUMBER  
4 8 16 24 32 40

LIVENESS  
E/R DELAY 1 (D1)  
**40** ms

EARLY REFLECTION  
ON AUTO

REV. MODE  
1 2 3 4  
5 6 7 8

HIGH  
-2 -1 0 1 2 3 4 5

MID-HI  
4K 2K 1K  
0.5 0.6 0.7 0.8 0.9 1.0 1.1 1.2

LOW  
REV. DELAY 2 (D2)  
**58** ms

REVERBERATION  
ON AUTO

PRESET  
1 2 3 4  
5 6 7 8

PANEL  
P EDIT AUTO

MEMORY  
**67**  
M STR RC

FUNCTION  
R/T D1 D2 M  
7 8 9  
4 5 6  
1 2 3  
0 CLR  
UP DWN ENT

MASTER  
ON  
-30 -20 -10 0 dB

# with a view.

We'd like to open your eyes to the incredible REV-1 digital reverb. Because it gives you unheard-of control over virtually all reverb parameters. And something that has never been seen in any type of reverb: the capability to "look" at the sound as well as hear it.

The remote unit that controls the nineteen-inch rack-mountable unit has a lighted high-resolution LCD display that graphically depicts the results of the adjustments you make.

So getting just the right reverb sound is no longer a question of trial and error.

The logical grouping of the parameter controls on the remote also makes it easy to create any effect you like. Then store it in any of 60 memories for instant recall.

The remote also contains 9 additional RAMs so you can store programs and carry them with you to use anywhere there's an REV-1.

And there are 30 additional ROMs with factory preset sounds. Many of which can be completely edited (as can the user-programmed sounds) by using the LEDs to tell you the set value or indicate in which direction to move the control so you can easily and precisely match the value of the originally programmed sound.

And the sound itself is far superior to any other digital reverb. The REV-1 uses specially developed Yamaha LSIs to create up to 40 early reflections and up to 99.9 seconds of subsequent reverberation. So the effect can be as natural (or unnatural) as you want it to be.

We could go on about the REV-1. Tell you about its 44.1 kHz sampling rate that provides a full 18 kHz bandwidth to prevent the natural frequency content of the input signal from being degraded.

How it has a dynamic range of more than 90 dB for the delay circuitry and more than 85 dB for the reverb circuitry.

But why not take a closer look at the REV-1 at your authorized Yamaha Professional Audio Products dealer. Or for a complete brochure, write: Yamaha International Corporation, Professional Products Division, P.O. Box 6600, Buena Park, CA 90622. In Canada, Yamaha Canada Music Ltd., 135 Milner Ave., Scarborough, Ont. M1S 3R1.



"EARLY REFLECTION" display mode showing room size and relative level and time of discrete reflections.



"REVERB DENSITY" display mode showing level and relative time of subsequent reverberation.



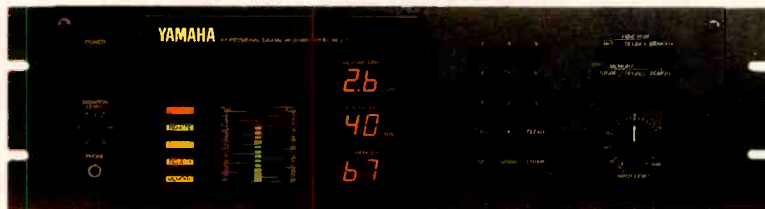
"REVERB TIME" display mode showing difference in reverb time in each of four frequency bands.



"MEMORY TITLE" display mode showing the titles of internal ROM memories.



## YAMAHA





# LEGEND

Forget everything you know about production consoles. A new era has begun. Introducing the 310 Series, from Auditronics. Performance, reliability and ease of maintenance that set new standards for the industry. And make the 310 Series a legend in its own time.



auditronics, inc.

3750 Old Getwell Road  
Memphis, Tenn. 38118  
(901) 362-1350

Write or call for a free brochure  
and technical information

Circle 138 on Reader Service Card



# AM Stereo: Where Do We Go from Here?

*A new push for AM stereo has begun as part of the overall effort to improve AM's sound.*

By Judith Gross



Slides of AM stations that have gone stereo are part of the multimedia presentation the NAB is using to promote stereo.

It's been four years since the FCC decided to let broadcasters decide for themselves which AM stereo standard to adopt, and the case is still far from being closed. While Motorola and Kahn Communications each vow to fight to the finish, the NAB has taken the cause upon its own shoulders, with promotions aimed at getting stations to go stereo—regardless of what standard is chosen. With contests and a multimedia presentation to spur AM stereo's growth, conversions are slow but steady.

There are currently about 400 to 450 AM stereo stations in this country. Motorola claims that 285 stations are broadcasting with the C-Quam system, Leonard Kahn says that 100 stations are using his exciter, and there are still a number of stations on the Harris

system, although Harris adopted the C-Quam pilot tone two years ago.

In addition, there are some 30 manufacturers, including several large car makers such as GM, Ford, and Chrysler, that make C-Quam-only AM stereo radios. Sony and Sansui make multi-system radios. However, despite the availability of IC chips to decode both systems, few receiver

manufacturers have greeted the idea of marketing multisystem AM stereo radios with enthusiasm. Reasons for the lack of movement on the multisystem front have varied from the idea that a multisystem receiver compromises the sound of both AM stereo systems to the contention by some manufacturers that it would be more expensive to produce.

But now, a new development on



KYSM, Mankato, MN, underwent an entire identity change to help promote its AM stereo sound, which helped earn the station an award from the NAB.



Synchronization



TBC/Synchronization




Time Base Correction



# Harris Broadcast proudly presents the Video Class of '86



Video Effects



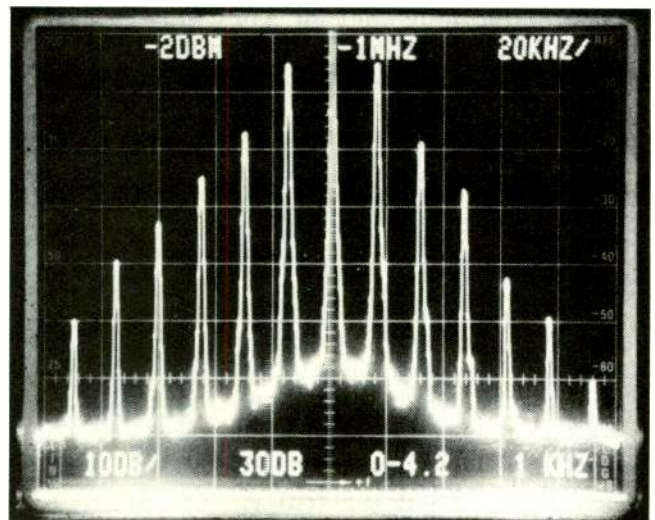
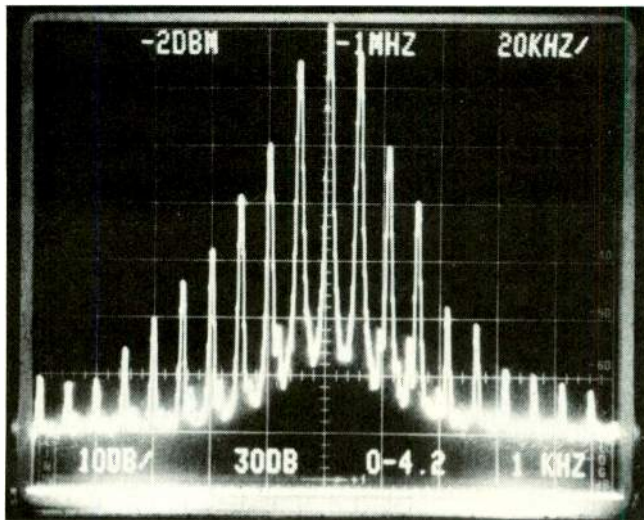
Still Stores



FOR YOUR INFORMATION,  
OUR NAME IS  
**HARRIS**



Circle 139 on Reader Service Card



Actual photos of spectrum analyzer measurements that Kahn says show splatter from a station using a C-Quam exciter. The vertical spacing is in 10 dB steps; the horizontal spacing in 20 kHz steps. The photo at left was taken at a 10 kHz modulation frequency; the one at right at 15 kHz modulation frequency.

the battlefield has thrown a curve to the standards war. It involves a filing by Kahn Communications before the FCC alleging that the C-Quam system causes splatter and violates what is probably the most fundamental FCC regulation in existence: the occupied bandwidth rule.

### A question of interference?

According to Kahn's background information included in the filing, which was in the hands of the FCC in mid-March, he decided to investigate Motorola's AM stereo type acceptance in response to a complaint filed against the Kahn exciter in February. In an unusual twist, the complaint against Kahn was brought not by a broadcaster or industry manufacturer as might be expected, but according to Kahn, by a trade publication. The complaint involved the legality of using Kahn's STR-84 AM stereo exciter with external audio processors.

Kahn explains that the matter was resolved with word from the FCC to him that the use of processing equipment has no bearing on the "validity of the equipment authorization." No changes or action were required, but Kahn began to look more closely at Motorola's type acceptance.

The FCC's occupied bandwidth rule covers "all possible conditions of program modulation" and re-

quires a station to limit its transmission to avoid causing adjacent channel interference. A station's signal must be 25 dB down between 15 and 30 kHz from the carrier; 35 dB down between 30 and 75 kHz; and after 75 kHz from the carrier  $43 + 10\log_{10}$  of the power in watts or 80dB, whichever is less. (for a 1 kW station, it would be 73 dB down). These rules apply to the L+R and L-R channels as well as the separate L and R channels.

According to Kahn, two C-Quam stations that took measurements while their exciters were on the air failed to meet the FCC's requirements and were likely to be causing interference as a result. Kahn has promised the stations he would not reveal their identities, since violating the occupied bandwidth rule is considered a serious infraction of FCC rules—one of which no station would want to be accused. One station was using a Motorola C-Quam exciter, according to Kahn, and the other was using a Delta C-Quam exciter. Kahn says one of the stations has since switched over to the Kahn exciter.

According to photos of a spectrum analyzer included in the filing, the station with the Motorola exciter was about 20 dB down at 15 kHz, not 25 dB as required. Between 30 and 75 kHz, the station was as much as 29 dB down when it should have been 35 dB, and

past 75 kHz, the station was 60 dB down instead of the 73 to 80 dB that would have resulted from the equation covering that part of the spectrum. The tests' results shown in the filing were of the left channel at 75 percent modulation, first at 10 kHz fidelity and then at 15 kHz. And Kahn observes that it is common for stations to be transmitting even higher, up to 100 percent modulation and to 15 kHz, and notes that with the addition of processing and preemphasis, modulation beyond 100 percent also occurs.

Kahn has asked the FCC to review the matter and perform its own tests. He notes that original type acceptance tests done by Motorola limited modulation to 75 percent and only went as far as 5 kHz.

Kahn's complaint in many ways seems reminiscent of the one filed by Motorola that led to Harris having its AM stereo exciter type acceptance revoked by the commission in 1983. But the complaint against Harris involved only distortion, while violation of the spectrum occupancy rules is generally a much more serious matter. Yet Harris' problems with its exciter were a contributing factor to the company's decision to switch to the C-Quam pilot tone.

The controversy surrounding Kahn's filing heated up at last month's NAB convention. The FCC rejected Kahn's complaint in

### AM Stereo

a letter explaining that for AM stereo type acceptance, the commission "has not required compliance with occupied bandwidth limits, L or R, only using single test tones higher than 7.5 kHz, nor modulation percentages higher than 50 percent." Motorola's tests were in compliance at those amounts.

The commission also pointed out that Kahn's measurements were made with a single continuous tone higher than 7.5 kHz at 85 percent modulation, and admitted awareness that such test conditions could generate sidebands exceeding occupied bandwidth limits.

"In view of this," the letter to Kahn stated, "the commission utilized four-tone test data in comparing the various known systems for occupied bandwidth." Motorola's tests for type acceptance were done with the these four-tone tests.

But Kahn is not ready to give up. He sent another letter to the FCC asking for action and received a letter in reply saying the matter would be given further review.

Motorola representatives at the convention stated emphatically that there are no type acceptance problems—and no splatter problems—with the C-Quam exciter and that Kahn's complaint is "a sham."

But the battle rages, with Kahn determined to fuel the controversy in the minds of broadcasters, and especially among makers of AM stereo radios, most of whom have committed themselves to C-Quam.

"There are C-Quam stations who have told me they want to go off the system because of splatter problems," says Kahn. And of the AM stereo battle, he says, "I figure it's over with. Haven't the receiver manufacturers had enough?"

### Why stereo, why now

"The standards war is over; it's history, when you look at the large number of Motorola-only receivers on the market," says Ron Frizzell, president and GM of AM stereo station WLAM and WKZS-FM, both in Maine, who is clearly in disagreement with Kahn.



KANE, New Iberia, LA, was one of six stations to win the NAB's AM stereo promotion contest with its stereo demonstrations.

Two years ago, Frizzell began to put together a modest slide show promoting stereo. The show grew to become a multimedia presentation that the NAB has been using to promote AM stereo to state broadcasters associations and other groups.

Frizzell thinks that the well-worn argument by broadcasters that "there are no receivers out there" is an obsolete one, however. "The public is getting hundreds of thousands of AM stereo radios pushed on them," Frizzell maintains, "and broadcasters don't know they're out there."

Frizzell also observes that many new cars bought today automatically include an AM stereo receiver, often unbeknown to the buyer.

"The answer is: it's happening. In cars, it's very fast, but in the home receiver market more slowly," Frizzell says.

Frizzell also has arguments in favor of AM stereo that go beyond the parity-with-FM or better-overall-audio issues. One is that the more AM stations there are broadcasting in stereo, the more radio manufacturers will see the potential and begin marketing receivers. Many radio manufacturers have already expressed a commitment to better fidelity AM receivers in the ongoing discussion of preemphasis use.

Another argument in favor of

AM, according to Frizzell, is to give the station's sales staff one more thing to sell and to feel good about.

### Promotion success stories

One other thing the NAB has done to promote AM stereo is to hold a contest for the best station promotions. The winners were selected for overall efforts in promoting AM stereo rather than any one specific promotion. There were six winners: WVLK, Lexington, KY; KANE in New Iberia and KXKW in Lafayette, both Louisiana; KYSM, North Mankato, MN; KSO, Des Moines, IA; and KALL, Salt Lake City.

Promotions ranged from jingles and IDs promoting stereo to giveaways of AM stereo receivers and demonstrations of the sound in electronics dealers stores. KSO gave away Sony and Sherwood radios and had car dealers hang tags on new car models prompting consumers to "ask about AM stereo." Program director Jarrett Day says the station also went on-air to dispel some myths about AM by explaining the advantages of AM's sound over distances.

KYSM changed its entire identity, on converting, to "12-3-0 stereo" and tightened its AC format at the same time. GM George Genz says AM stereo giveaways and educating local electronics



# AM stereo and C-QUAM<sup>®</sup>: Superior performance is the Delta difference

Like more than 40 dB of channel separation for a purer, cleaner sound your listeners can hear. But we didn't stop there. We engineered our improved C-QUAM<sup>®</sup> system for all around excellence:

## The Delta Difference is applied technology:

- More than 45 dB\* channel separation for a purer stereo sound, guaranteed 43 dB\* at 1 kHz and 40 dB\* at 5 kHz.
- Transformer-less, active balanced input/output circuits for excellent frequency response, distortion, and modulation peak control characteristics.
- Dual high level RF adjustable and dual logic level (TTL) circuits and dual L + R audio circuits for faster installation and versatility in transmitter interfacing.
- Day/night and stereo/mono capability remotely controllable.
- Dual transmitter interlock protection circuits.

## The Delta Difference is longer life:

- Chassis mounted heat sinks at critical points.
- Improved high-efficiency power transformer for cooler operation.
- Multi-board construction for simplified maintenance and trouble-shooting.
- Zero insertion force card edge connectors assure longer contact life.

## The Delta Difference is economy:


- Day/night or main/auxiliary audio equalization is a no-cost option.

## The Delta Difference is experience and commitment to your industry:

- More than 23 years serving the broadcast industry.
- More than 60 operating installations of Delta C-QUAM AM stereo systems in the U.S., Canada, Australia and Africa. (And the number continues to grow.)

- A highly experienced installation team ready to serve your needs.

When you're ready to bring AM stereo to your listeners, check on the Delta Difference.



For complete information on ASE-1 AM Stereo Exciters and ASM-1 AM Stereo Modulation Monitors, contact Delta at (703) 354-3350.

Delta Electronics, Inc.  
5730 General Washington Drive  
P.O. Box 11268  
Alexandria, Virginia 22312  
(703) 354-3350  
Telex: 90-1963

\* C-QUAM is a registered trademark of Motorola, Inc. Manufactured under license from Motorola, Inc.

\* 50% single channel, closed loop exciter monitor

**DELTA ELECTRONICS**



### AM Stereo

dealers has been a part of the promotional process.

KANE decided to hold a "sell-abration" upon going stereo, reports president and GM Art Suberbielle. The sales staff brought Sony AM stereo receivers to their clients, inviting them to listen to the station first in mono, then in stereo.

Contest winners received \$500 and recognition at the radio luncheon at this year's NAB show.

### Preparing for stereo

In the time that AM stereo has been struggling for acceptance, engineers have had a chance to observe the conversion process and its results at some stations to see what kinds of preparation and adjustments are needed once a station decides to go stereo. In an effort to avoid each stations' having to "reinvent the wheel," the NAB offered the benefits of some technical expertise at this year's engineering sessions.

James Stanley, of Stanley

Broadcast Engineering, an engineering consultant, discussed the three main areas that may need some upgrades when the conversion to stereo is made.

Stanley says that mono phasing problems, particularly in STLs, often arise when the extra link is added to accommodate stereo transmission. Problems arise particularly if a dual audio STL is used instead of a composite STL.

Another area to look at when converting to stereo is the studio. Stanley warns of problems such as vertical rumble in old turntables, which is cancelled out by the summing of two signals in mono, but which shows up clearly in stereo. Stanley says replacement of old rim-drive turntables may be the answer.

And finally, the transmitter needs to be checked for dried-out filter capacitors, worn-out tubes, and mismatches between the transmitter and antenna system.

"If your transmitter has a flat frequency response, low harmonic

distortion, and good S/N ratio, generally all qualities desirable for mono, then you'll be okay."

### IPM

One other problem that has plagued transmitters in the past but becomes more obvious when the conversion to stereo is made is IPM—incidental phase modulation.

Don Bordonaro, CE of WFTQ/WAAF, Worcester, MA, says the problem is caused by poor neutralization at the transmitter. If a transmitter is not properly neutralized, interelectrode capacitance between the tube and its grid will cause the tube to oscillate. The oscillation creates sidebands that interfere with stereo and mono.

"You don't see it on the normal modulation monitor, which is set to ignore all the IPM sidebands because they cancel each other out," Bordonaro notes. "But with a real radio, the tuned circuits keep some of the sidebands out, and it

# Perfect reception in long yardage situations.

Shure's new FP11 and FP12 field production units help the signal come through loud and clear. The compact size and ultra-rugged design of these units make them perfect for ENG, EFP, film and even sound reinforcement situations. Lightweight, with belt clips, they'll go

anywhere to cover all the action.

#### FP12 Headphone Bridging Amp

The FP12 lets you check any audio line through headphones, without terminating the signal. The unit accepts standard 1/4" or 3.5 mm mini-plugs. Its 96 dB's of gain drives headphones even with a weak signal.

#### FP11 Mic-to-Line Amplifier

The FP11 boosts mic signals to line level by up to 84 dB, giving a clear, static-free signal over long distances. It features a precision stepped gain control, a switchable limiter, and easy access to batteries for checking or replacement.

For more information on Shure's complete Field Production family, call or write Shure Brothers, Inc., 222 Hartrey Ave., Evanston, IL 60204, (312) 866-2553.



# NOW ALL THE WORLD'S A SOUND STAGE.

No matter what you're recording in the field, from Shakespeare-in-the-Park to "Dancing in the Dark," you'll find a Sony portable mixer that brings the creative control and flawless sonic performance of the studio to wherever you happen to be.

## 12 FOR THE ROAD.

The big difference between the Sony MX-P61 and other studio-quality 12-channel mixers is that the Sony can be tucked neatly into a small case and carried to any location—thanks to its switching power supply, transformerless design and, of course, the fact that it's made by the company that's best at making big things small.

Its myriad professional features include transformerless, electronically-balanced inputs and outputs, complete equali-



Studio quality is no longer confined to the studio.

zation for comprehensive signal control and modular construction for reliability and easy maintenance. Along with the phenomenal sonic performance with which the name "Sony" has been synonymous for decades.

## THE 4-CHANNEL MIXER

### FOR EVERY CORNER OF THE GLOBE.

The incredibly small and light MX-P42 lessens not only your burden, but the complexities of field recording as well.

That's because each input incorporates a fast-acting compressor/expander with gain make-up control.

So input levels can be preset separately, then maintained automatically during recording.

### HIGH QUALITY FOR LOW BUDGETS.

The family resemblance between the 8-channel MX-P21 and

Sony's more expensive portable mixers is readily apparent:

The MX-P21 is portable, durable, and has an incredible array of features for its size—including phono EQ, fader-start and cascade interface.

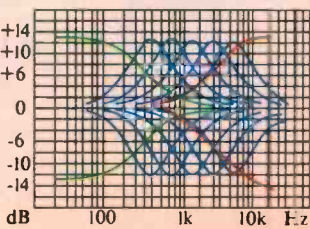
All of which makes the choice between Sony and any other portable mixer a simple one.

Just decide whether you want all your location recordings to be as good as studio recordings.

Or not to be.

For a demonstration or more information, call Sony in the North at (201) 368-5185; in the South (615) 883-8140; Central (312) 773-6000; West (213) 639-5370. Or write Sony Professional Audio Products, Sony Dr., Park Ridge, New Jersey 07656.

**SONY**  
Professional Audio



EQ characteristics of the MX-P61.



The Sony MX-P42 weighs in at a scant 3 lbs., 10 oz.

©1985 Sony Corp. of America. Sony is a registered trademark of Sony Corp. Sony Communications Products Company, Sony Drive, Park Ridge, New Jersey 07656.

Circle 142 on Reader Service Card



### AM Stereo

affects the signal, in mono or stereo."

IPM resembles FM, and Bordonaro explains that the existence of the problem is "like FM coming out of your AM signal." He adds that the problem is worse in AM stereo because the stereo information is transmitted through phase modulation of the carrier. Therefore, AM stereo receivers are tuned to pick up phase modulation, and IPM comes through "quite blatantly."

Interestingly, the two AM stereo systems are affected by IPM quite differently. In the C-Quam system, the IPM is in phase with the system, but in the Kahn system, it's 90 degrees out of phase and will therefore not show up as severely.

Bordonaro recommends a spectrum analyzer to identify any IPM that might exist, which will show up as sidebands.

But the easiest method, according to Bordonaro, is simply to get an AM stereo mod monitor that looks at phase modulation as an integral part of the stereo.

The problem existed long before AM stereo, Bordonaro notes, but was never as noticeable. "This is just one more thing you can do to help AM sound better," he says.

### Road to the future

Clearly, with the extra attention to upgrading a station's equipment for stereo conversion and remedies for problems such as IPM, AM broadcasters have the "how" of converting to stereo and improving their overall sound. With receiver manufacturers eager to make better fidelity AM radios, success stories of stations who have increased ratings points and advertising dollars, and car manufacturers who are behind the concept of AM stereo, they would also seem to have the "why" of going stereo.

The only remaining question is the "when," and as the standards battle recedes from the forefront of the AM stereo issue, the NAB, along with stations that have already made the conversion, are trying hard to get more stations to answer that question with a resounding "now."

BM/E

If it's worth doing,  
it's worth doing  
right.



### We did it right.

It's no surprise that when the key engineers of our PZM® microphone technology set their sights on combining the benefits of the boundary effect with unidirectionality, the fruits of their efforts would be nothing less than superior.

After all, Crown has been leading the way in boundary technology longer than anyone in the industry. And, like the PZM project, our commitment to developing the "premiere" unidirectional, surface-mounted microphone rings true.

Introducing the PCC™-160 Phase Coherent Cardioid™ from Crown.

Designed for easy mounting on a boundary surface, the PCC-160 utilizes a sub-miniature supercardioid mic capsule to create a directional pattern which im-

proves gain-before-feedback, reduces unwanted room noise and rejects sounds from the rear.

For stage reinforcement, podiums, news desks, or for hiding in sets, the PCC-160 offers superior performance.

And because the microphone is mounted on a boundary, direct and reflected sounds arrive at the diaphragm in-phase. The result...wide, smooth frequency response free of tonal coloration or unnatural sound which can occur with conventional microphones.

Self-contained electronics eliminate the need for a sometimes awkward in-line preamp box. The PCC-160 can be powered directly from the console or other remote power source. Or if battery power is convenient, a battery supply unit can be inserted anywhere in the mike line...right up to the console or mixer.

For maximum flexibility, the PCC-160 features an exclusive three-way "bass tilt" switch which allows you to tailor, up or down, the low-end response for special applications or unusual boundary sizes.

Due to its low profile and "go away gray" finish, the PCC-160 microphone becomes nearly invisible in use, making it ideal for the stage, newsroom or lectern top.

But beneath its cloak of dark gray, the PCC-160 is protected by a heavy-gauge, all-steel body, tough enough to stand up to even the most severe abuse.

The PCC-160. A microphone meeting the needs of today's sound professional with today's most advanced technology.

We did it right.

Call or write for more information and complete specifications.



Crown International, 1718 W. Mishawaka Rd., Elkhart, IN 46517 (219) 294-8000.

Circle 143 on Reader Service Card

## Task:

Copy a few  
cassettes today,  
a thousand  
tomorrow and  
ten thousand  
next week. *BK*



### Problem:

Find a one-stop source for tape duplicating equipment that accomplishes the small tasks and the big ones—profitably.

### Solution:

Telex—unquestionably the company with the widest, most versatile line of tape duplicating products in the industry.


## Telex has a duplicator that fits your needs—today, tomorrow and next week.

Whether it's a new suit for yourself or electronics for your business, it makes sense to shop where you have the widest selection. And, if your purchase is as crucial to the profit line as a high speed tape duplicator, you shouldn't settle for a model that **almost** fits your needs.

Telex has models that copy as few as one cassette at a time or as many as twenty-three. Telex models are available in mono or stereo and also offer a wide variety of copying configurations such as cassette to cassette, reel to cassette, cassette to reel or reel to reel. For small to medium run cassette duplication, choose one of the new Telex CD Series, but if you need open reel capability plus larger cassette production, one of the Model 6120 configurations is probably best for you. At Telex, you can find the right duplicator at the right price, and you'll find it faster. For more information and detailed specifications, write to Telex Communications, Inc., 9600 Aldrich Ave. So., Minneapolis, Minnesota 55420, Telephone: 612-887-5550.

Call Toll Free In U.S. 800-328-3771

For small to  
medium production  
runs...



The NEW  
CD Series

# TELEX®



The Model  
6120—for  
medium to  
large produc-  
tion runs.

Ask a participating dealer about special payment terms available only with the Telex 6120!

# CRL makes your channel sound as good as it looks

Stereo audio processing is in your future. That's why there's no time like the present to select the stereo audio processing system that will meet your needs for years to come.

A system like the CRL TVS-3001 television studio processor and TVS-3002 stereo limiter/generator. Both are designed with the superior performance features your station needs.

You won't find a more intelligently designed, high-quality TV stereo processing system anywhere. So, plan for the future now with CRL's TVS-3001 and 3002. Designed to make your channel sound as good as it looks.

Call or write CRL today for complete information and a no-cost demonstration.



## CRL Systems

2522 West Geneva Drive  
Tempe, Arizona 85282  
(800) 535-7648 (602) 438-0888  
TELEX: 350464 CRL TMPE. UD.

Circle 145 on Reader Service Card



# MTS Clinic: Pick-Up, Recording, and Mixing

*BM/E asks experts in the field of stereo TV production to reveal their tried and tested techniques.*

**S**tereo TV has entered its second phase. With an estimated one-sixth of all stations equipped for stereo sound, many of them independents and public stations who must create their own programming, stereo techniques are about to change TV audio production methods.

The change will be a mixed blessing. On the positive side, it will cause video production people to pay more attention to audio quality, to the good of the viewer. But many audio engineers and technicians, even those with years of experience mixing and recording sound for TV, will have to undergo a learning process as they find that their old methods are no longer adequate for the new, higher fidelity sound.

To provide some insight into techniques for stereo TV production, we questioned five audio people who are working actively in stereo TV production and have developed a measure of expertise in the areas of miking, recording, and mixing specifically for stereo.

The participants were

- Terry Skelton, audio training specialist at NBC, who designed the audio course for stereo now taught to NBC personnel involved in the production of stereo shows.
- Jim Mancini, audio supervisor, and
- Al Skierkiewicz, engineer in maintenance and design group, both of WTTW, Chicago, which was

the first station to broadcast TV stereo. WTTW started doing stereo in 1972 to 73, simulcasting PBS shows, and first broadcast a stereo TV signal in October of 1983 on the Telesonics System. The station switched to the BTSC system in August of 1984 after the FCC protected that system.

- Ron Estes, audio engineer/mixer for NBC, *The Tonight Show*, the first network show ever broadcast in stereo. Estes began experimenting with TV stereo sound about four years ago.

- Robert Liftin, owner and president of Regent Sound Studios, whose experience with stereo goes back to the beginnings of stereo recordings in the 1950s. He is a sound consultant for *Saturday Night Live*,



Robert Liftin, Owner and President, Regent Sound Studios



Terry Skelton, Audio Training Specialist, NBC

which is broadcast in stereo, and he was part of a panel discussion on MTS at this year's NAB engineering sessions.

**BM/E:** *What criteria can be used to define "good" quality stereo sound?*

**Skelton:** We basically talk about three different types of stereo for TV. True stereo gives localization accurately across left or right and maybe as to height. You could also have localization front to back. It gives accurate imaging, that is, sounds won't emanate from loudspeakers but from the "source." It should impart a feeling of realism, a "you are there" sensation. A live event recorded in stereo can most easily fall into this category. Created stereo or spatial effect is

## Stereo TV

make believe, i.e., movies and sitcoms.

For "good" stereo, the audio image should match the visual image as to left and right, location, and image size: what you hear should match what you see. It requires a high fidelity signal and good frequency and phase response.

**Skierkiewicz:** We define "good" stereo as a good frequency response, low distortion, and a good S/N ratio. The same as you would for mono TV sound.

Typically, we look for 50 dB or greater S/N, flat response to 15 kHz, distortion under 1 percent or better, and we'd like separation to at least 25 dB, hopefully 30 or 35 dB.

**Estes:** Some of the criteria are the same as for mono or high fidelity: full frequency response, low noise, and for good stereo, I'd like to see 30 dB separation. It should not have a hole in the center like the ping-pong effect heard in the early days of stereo recording.

**Liftin:** The most important component is the accurate reproduction of stereo sound in terms of dynamic range, S/N ratio, frequency response, and lack of distortion. The relative balance, on the other hand, is a matter of taste, it's not a question of quality.

**BM/E:** *In what ways is TV stereo similar to/different from other types of stereo sound?*


**Skelton:** There's a considerable difference in stereo for TV, movies, radio, and records.

For records, the image is not really important because you have nothing to compare it to visually, it's a matter of "did you enjoy the sound?"

As soon as you put a picture to it, the image matters a lot. You have to ask "is the right on the right, the left on the left, does it match what you're seeing?"

**Skierkiewicz:** TV stereo is similar to FM stereo in the type of modulation scheme and the way it's handled in most plants. The differences are esoteric things which involve the marriage of visual and audio.

**Estes:** TV stereo is very similar in the initial recording to records and films; the main difference is the



Al Skierkiewicz, Engineer, Maintenance and Design Group, WTTW

modulation process. We have to go through STLs to get to the transmitter, and we have 75  $\mu$ s pre-emphasis to deal with. There are so many more things in the audio chain than in records or films. If those devices are set incorrectly, you will get too much compression and pumping. An awful lot of what I do is focused on this.

**BM/E:** *How important is the mono part, the L+R, of the TV signal?*

**Skelton:** Mono is still very important to us because something like 98 percent of the audience is still listening in mono.

Some shows immediately switched to stereo monitoring, and that left the mono audience to fend for itself. We've gotten shows which have gone all the way to air without being listened to in mono. If a real bad mistake is made, and the left is completely out of polarity with the right, the stereo can be heard but, in mono, the L and R can completely cancel each other out.

**Skierkiewicz:** Mono compatibility is a very strong concern of ours, so we have sum (L+R) monitors virtually every place in the plant, machines, master control . . . anywhere we need them.

**Estes:** Obviously it's very important; monitoring in the studio must be done with the idea that most people are listening in mono, with the ultimate problem that if the poles are reversed, you lose the mono entirely. It happened recently with a top network show produced out of

house, not by the network. The sound effects were out of polarity and disappeared in mono.

Unfortunately, there was no chance to correct it and no chance to review it before hand.

I have a setup in the studio for listening in mono, and I also have a phase scope at the output of the system. We could use them at tape machines also, and people have to look at the phase scope on everything; this goes for outside production as well.

**BM/E:** *What parts of a production should be miked specifically for stereo?*

**Skelton:** The NBC recommended format is dialog in mono, music in stereo, ambience in stereo, and sound effects in stereo or mono, depending on the way it's negotiated with the producer.

**Mancini:** It depends on the production. In a music show, the audience can be stereo, and you could use two channels on some instruments. If it's classical music with an orchestra, everything needs to be miked in stereo.

We mic everything, but not specifically for left and right; we achieve stereo in the mix. In general, we probably put out a couple of extra mics than if we were doing it in mono, and we mic everything for stereo, even if it's going to end up in mono, because it does sound better.

**Estes:** We more or less agreed around here that panning of dialog would be centered, but the one exception is during the Carson monologue. Ed MacMahon is on the left channel, Doc Severinson is on the right, and Carson's mic is centered on two channels. Ed and Doc's mic levels are slightly down, and you can still hear them in mono.

Other dialog on the show is centered, and music is miked for stereo. I mic the band as if you were looking at them, with 27 mics on the band alone. Some go left, some go right, some are center, and I use even more mics when there are musical groups as guests. Vocalists are centered with backup singers panned slightly left and right.

**Liftin:** I think you have to mic the audience for stereo. That's a necessity because audience reactions are different, and you can end up



# The SSL Stereo Video System Makes Multichannel Television Sound. Easy.



Solutions to the problems of Multichannel Television Sound once required compromise. Skillful engineers could improvise around the obstacles of equipment designed for mono, but speed and flexibility inevitably suffered.

The SL 6000 E Series changes all of that. Its unique multi-format mix matrix, stereo signal processors and patchfree subgrouping provide unrivalled operational efficiency and creative precision, on-the-air and in post-production.

SSL's Studio Computer adds the most powerful audio software ever developed. Mix automation, integral five-machine synchronisation, events control and Total Recall™ provide rapid central command over the most complex stereo setups.

Simply stated, no other console or collection of equipment can do the job faster or better. Which makes one more thing easy — your choice. For more information on the SL 6000 E Series, write or call today for our 40 page colour brochure.

## Solid State Logic

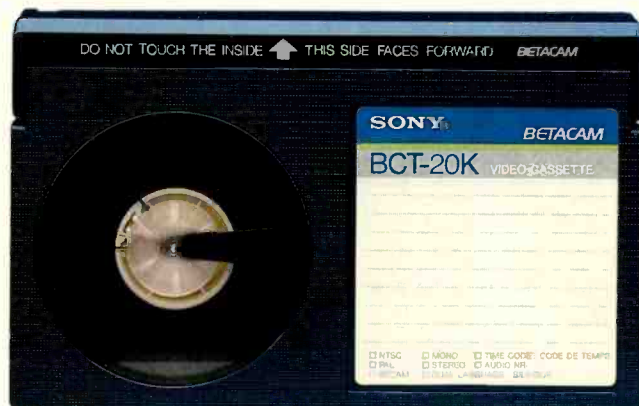
Oxford • New York • Los Angeles • Hong Kong

Oxford, England OX7 2PQ • (099 389) 8282  
200 West 57th Street • New York, New York 10019 • (212) 315-1111  
6255 Sunset Boulevard • Los Angeles, California 90028 • (213) 463-4444

# THIS IS THE ONE.



# THIS IS THE ONLY.



The nature of ENG and EFP business demands that you have one and only one chance to capture an event the moment it happens.

And when you're talking one and only, you're thinking Sony. The Sony Betacam system is the one to record with, and Sony's Betacam BCT series cassette is the only one to record on. Our exclusive VIVAX™ magnetic particles, special binder system, new surface treatment and anti-static shell are all specifically designed to ensure the highest level of durability and reliability. And most of all, the best audio and video signal performance possible.

Your Sony Professional Tape Dealer will be glad to give you all the impressive facts and figures on Betacam BCT series cassettes. But the most important fact is: No Sony recorder should have to tape on anything less than Sony tape.



Proud supplier of tape  
for the Goodwill Games

**SONY**  
THE ONE AND ONLY™

Circle 147 on Reader Service Card

Sony is a registered Trademark of Sony Corporation.  
The One and Only, Betacam and VIVAX are Trademarks of Sony Corporation.

with a "lopsided" house. So coincident mics on the audience are the way to go. The orchestra should also be miked for stereo. I've found close miking is good.

For dialog and comedy, I see miking it in mono, unless you have a taped show with lots of time and want to take the time to do it in stereo. I believe in stereo sound effects because they give great ambience. If you have an effect on the right, it's good to hear it from the right, but you have to worry about hard left or hard right. Research done on stereo shows that 1 1/2 dB up on one channel will move the sound over to that channel to the listener. Three dB will move it over twice as much, and 6 dB louder on one side would be okay also.

**BM/E:** *What miking techniques are needed to get stereo sound, and what about x-y versus m-s miking?*

**Skelton:** You always need two mics if you're going to have true stereo. You should use coincident miking: two mics located as close together as possible and aimed in different directions.

The x-y angle depends on what you're miking and the microphones you use. Too close gives build-up in center, while too far apart will leave a "hole" in the center. You need a directional mic, usually cardioid because omnidirectional mics would both pick up the same sound and there wouldn't be any stereo.

The m-s technique combines a cardioid with an bidirectional, m-s stands for mid-side, with the cardioid straight and the bi-directional mic facing to the side. Miking with m-s requires matrixing in order to produce a left-facing signal and right-facing channel. The matrixing takes some m, adds it to some s, takes some m, and then subtracts it from some s to get stereo sound.

One advantage of m-s is that it allows you to remotely control the stereo spread, whereas with x-y you must physically move the microphones. Generally, we feel that the audio phase match on most videotape formats is not enough to warrant the m-s technique.

Both techniques are mono compatible but m-s is not mono identic-

al. In m-s, the side-facing mic gets cancelled out, and material off to the side that you may have heard in stereo would be cancelled out in mono.

**Mancini:** For stereo, we use two mics, even three, depending on what kind of microphone is in use. It also depends on the type of material. For music, we use two mics: one for left, one for right, but with a piano we might add more for the highs and lows. For singers, we would use one mic centered on two channels, and the background singers would be miked left and right and panned.



Jim Mancini, Audio Supervisor, WTTW

**Estes:** We use both x-y and m-s techniques. Generally, we'll center one mic to two channels and add close miking for small musical groups, back miking for larger groups. For singing groups, I've used the m-s technique. It gives an ambience and is very compatible in mono. I've used x-y in pianos, and in sports it's good to use x-y.

**Liftin:** Sum and difference (m-s) miking is preferred because if there was a phase reversal, you would lose the stereo effect but not the signal. In x-y, you would lose the signal. Most people are using x-y. I would use both; x-y for picking up a string section, for example, because dimensional aspects sound better to me there. I use m-s for lead vocals on recording. For TV, I would use m-s for live sound effects to give you the spatial characteristics.

**BM/E:** *Is there a special type of mic that should be used?*

**Skelton:** An x-y mic is basically two elements in one case. An m-s mic is also in one case. You can also use two separate coincident mics for the same effect. We generally use two mics in an x-y configuration primarily because of the available hardware.

No special type of mic is needed for stereo, except the frequency response should be flat throughout its included angle. This means that some mics that were thought acceptable for mono are not going to be adequate for stereo.

Obviously, if you are making up a stereo pair, the two mics should be identical.

**Mancini:** We use one specific pair of x-y mics hung high back in a live concert house for ambience but we don't depend just on them, we have other mics too, and every situation is different.

**Estes:** Each circumstance dictates the use. I like the sound of condensers over dynamics because they have a good transient response. They have a clarity that helps them get through the audio chain.

**Liftin:** All mics are fine for stereo; the flattest is omnidirectional. You basically want a flat response and defined pattern, and frequency response has to be flat even in the pickup area.

**BM/E:** *What about the "bleeding" of sound from one mic to the other?*

**Skelton:** In coincident miking, the amount of stereo separation is limited because of their proximity. In the more "spaced" technique, there is some distance between them, and there could be a phase problem in the mono.

**Skierkiewicz:** The worst situation has been during live pickup on a small stage where you can't spread out too much. In a situation like that, you do as much as you can with mic placement, or use a more directional mic.

**Estes:** You can get a phase problem or comb filtering as the same sound gets into two mics. The comb filtering effect can give you dips in the frequency response, and that's why I use tight miking as much as possible to get rid of those effects.

**Liftin:** Sometimes it's good and sometimes it's bad. "Bleeding" can

Stereo TV

be good because it gives you your difference information, and you get the spatial relationship. But if it changes the frequency response of the item that is being miked, it's no good. It's a case for the audio mixer to make a value judgment. Bleeding has occurred in drumbeat, and mixers have gone as far as putting "gates" in mics to prevent it. On the other hand, overhead mics that bleed will give a spatial or dimensional aspect.

**BM/E:** *What is the best positioning of mics to provide the full stereo image or spatial characteristics of the sound?*

**Skelton:** We make a lot of compromises; TV producers don't necessarily want accurate sounds. They may want it to sound louder, funnier. Sitcom producers especially want their audiences to sound a certain way.

**Estes:** I think you should use as few mics as possible, and keep as many as low as possible to get rid

of acoustic phase distortion. Because I mike very tightly, I have to use artificial reverb; the tight miking doesn't have the full spatial effect. I use reverb units on the band and vocalist to give back some of the spatial effect, and one of the nice things about m-s miking is you can adjust the ambience of the side mike through the matrix, but it won't work for rock and roll and jazz bands.

**Liftin:** If you go for individual miking, then you must electronically pan the sound to give the spatial characteristics. In *Live From 8H* (a former NBC concert series), we hung mics overhead for the spatial characteristics but we did use close-miking also for the reeds and panned it in the mix to give added emphasis.

**BM/E:** *Which videotape format provides the optimum recording tracks for TV stereo?*

**Skelton:** Most TV stereo production uses one-inch type C.

The optimum is VHS hi-fi because the type of system gives very low noise, very high frequency response, and phase match from machines, but the video quality leaves more to be desired. The other optimum format is digital.

**Skierkiewicz:** No videotape format really provides the optimum recording for good stereo because most tape formats are not designed for good S/N ratio. We have separate record and play heads on audio recorders, but in video, that's not possible. We use one-inch tape because it's less costly than two-inch quad and is better for storage. With 3/4-inch there are even greater S/N problems with the video, and the frequency response is not as good on 3/4. You have wider audio tracks on one-inch, also one inch has higher writing speed, and you get a higher frequency response the higher the speed. Generally, we don't feel 3/4- or 1/2-inch is a viable playback medium for video.

**Estes:** We have a de facto standard for TV stereo, and it's one-inch type C. Two-inch only had one audio track, one inch has two tracks plus a time code track. The frequency response is not too bad with one-inch.



Ron Estes, Audio Engineer/Mixer, NBC *The Tonight Show*

**Liftin:** Unfortunately there is not an optimum tape. The problem on VTR is that it's limited in terms of dynamic range, and wow and flutter is also a problem. Also a problem is the phase on the VTRs—the heads don't always line up with the stereo tracks, and the result is that when you play it back mono, you lose the top. The best right now is one-inch type C; with two-inch quad the S/N ratio is not ideal; 3/4-inch tracks are too small, and 1/2-inch is also a problem. Beta hi-fi is quite good.

**BM/E:** *How about recording audio separately on an ATR with timecode and syncing it to the video?*

**Skelton:** Do it whenever possible.

Also, if you're doing a typical sitcom using five VTRs, take the one with the best audio, not just the one that goes along with the best video you got.

**Skierkiewicz:** We use timecoded tape recorded from ATRs. If we're going to mix it down and sweeten it, it's the best way to do it. We have also used synched ATRs on air with simulcasts, but we eventually found that the chance for getting out of synch was too great.

If there's going to be a lot of post and we need very high quality sound, we would prefer to do it on audio tape and work on it in post production; but if not that much attention need be paid, then we'll do it straight to one inch.

## NEW . . ON SPOOLS



Nominal Size 5"  
Impedance, ohms 50  
Type Number HJ9-50  
Outer Conductor Copper

**Twenty Spools—500 ft. ea.**

Maximum Frequency, GHz <sub>2</sub>	0.96
Velocity, Percent	93.1
Peak Power Rating, kW	765
Dia. Over Jacket, in. (mm)	5.20 (133)
Min. Bend Radius, in. (mm)	50 (1270)
Cable Weight, lb/ft (kg/m)	3.3 (4.9)



3500 ELM AVENUE  
PORTSMOUTH, VA 23704  
Phone 804/399-4071  
TELEX 82-3469

Circle 148 on Reader Service Card

# SURVIVAL RADIO

It really *is* a jungle out there. And in that jungle, Otari's MTR-10 audio machine gives you the ammunition you need to stay alive—like three speeds, micro-processor control, a built-in cue speaker, and an optional ten-memory autolocator.



The MTR-10's "creative arsenal" helps you keep pace in the tough, competitive world of broadcast.


Whether you're doing spots, editing, or working "live", this rugged machine provides the features you'll need for the recording tasks of tomorrow. As one of our customer's put it, "Everything I even *think* I want to do, I *can* do on this machine."

Now add Otari's legendary reliability and customer support, and your chances of survival become even more certain.

Has a good business decision ever been easier to make? From Otari: The Technology You Can Trust.

Contact your nearest Otari dealer for a demonstration, or call Otari Corporation, 2 Davis Drive, Belmont, CA 94002 (415) 592-8311 Telex: 9103764890

**OTARI**®



© Otari 1984

Stereo TV

**BM/E:** *What about digital recording methods, both digital audio and the emerging digital video?*

**Skelton:** The new digital VTRs solve some problems, mainly the need for more audio channels. You could have up to eight channels of audio, and with four for redundancy, there would be four useable channels. You also wouldn't suffer generation loss, and you'd have no phase problems that are created with head alignment from machine to machine. You would probably not need noise reduction systems, which are expensive and add to alignment problems.

**Skierkiewicz:** If you are recording for another medium, say to transfer to a record, certainly you would want to start off with the top-most quality. But for video with the BTSC system, there are too many limitations that would counter-balance the improvements you could get from digital recording.

**Estes:** I think in a few years there will be digital VTRs with four digital audio tracks, plus timecode. This will be especially good for multiple generations. We've done some experiments with dbx digital recording on 3/4-inch, also with Sony digital two-tracks.

**Liftin:** I think the DASH record tracks on the analog video VTRs are the first use of digital we'll see for stereo TV. DASH multitrack machines are excellent, the PCM also.

I also think what will have an effect are other types of digital storage systems, especially hard disk storage. We use the Compusonics 2002. We've used it to lay in the music on an animated series. The benefit is you get instant access, and there are no reels to worry about. Right now, such a system is being used for effects but eventually you could use it for the entire audio. I'm not saying it will replace reel-to-reel, but we've

made a commitment to digital.

**BM/E:** *How about multitrack recording on ATRs for TV stereo?*

**Skelton:** You should use it if you can, because it gives you extra tracks, plus you can experiment with miking by trying it different ways on different tracks and selecting the best sound or mix.

**Skierkiewicz:** Virtually all of our large-scale shows are done on multitrack. We use 24 tracks with timecode on one track.

**Estes:** In our time frame, there's no way to do it, but on a show with a large orchestra that will be mixed later in post, it's a good idea. It gives you the ability to go back and make adjustments, as to the level and other things. NBC uses Solid State Logic boards, which have a 32-output buss that can give you the benefits of simultaneous 24-track recording.

**Liftin:** It's especially good for stereo, but you have to watch for phase distortions. With good ma-



## A friend for life.

It's time you got to know Orban's 422A (Mono)/424A (Dual-Channel/Stereo) Gated Compressor/Limiter/De-Esser—known in reputable broadcast circles as the "Studio Optimod". Users of the 422A/424A tell us that what impresses them most is the unit's astonishingly natural sound—in fact, "non-sound"—even at high compression ratios and with substantial gain reduction, where most other units pump and breathe.

Whether you use it as a hard or soft peak limiter, a gentle "soft-knee" compressor, a full function de-esser, or all simultaneously, the versatile 422A/424A gives you the controls you need to get your sound

just right—quickly and surely. Best of all, the 422A/424A's wide control range means that the *same* unit can create either natural gain-riding or special effects—you don't have to buy two boxes to get these capabilities.

One economical package is all you need to handle your basic production level control chores, DJ mic enhancement, or STL/telco protection. The 422A/424A does it elegantly with a timeless design that will solve your gain-control problems now, and for years to come.

Get to know Orban's 422A/424A "Studio Optimod". It'll be a friend for life.


**orban**

Orban Associates Inc.  
645 Bryant St., San Francisco, CA 94107  
(415) 957-1067 Telex: 17-1480

# Go For The Gold!



4-position  
stereo  
preselector



PGM-AUD routing switches



Input punch  
block

## the MEDALIST *Au*

The competition is tough, but you'll be tougher with the all new Harris GOLD (Au) MEDALIST Audio Console. With an excellent track record of more than 300 units in operation in less than two years, the MEDALIST family has achieved a leadership position in the stock on-air console market. The new GOLD MEDALIST is the premier member of this family.

Everything about this board is competitive. Take for instance its 24-carat program performance with superb quality sound that will set you well above the rest in your marketplace, regardless of price. The GOLD MEDALIST provides features previously found only in much higher priced modular boards. Features like:

- Start/Stop of up to 36 sources
- Remote control of all 12 input channels
- Illuminated input channel On/Off switches
- Expandability to 72 sources with pre-selector switch
- Comfortable padded arm rest—and more . . .

More features, better sound, exceptional price... from start to finish, you'll be more competitive with the GOLD MEDALIST on your team! For more information, contact Harris Corporation, Studio Division, P.O. Box 4290, Quincy, Illinois 62305. 217/222-8200.



## For your information, our name is Harris.

Circle 150 on Reader Service Card

### Stereo TV

chines, you can get good stereo; you have to line up the azimuth.

**BM/E:** *How should L and R be recorded on videotape tracks?*

**Skelton:** The proposed standard is track one is the left and track two is the right, but you should still identify the channel at the head of every tape.

**Skierkiewicz:** We record left on one, right on track two, and time code on three. And all our audio is recorded on Dolby A noise reduction.

**Estes:** Left on one, Right on two, timecode on three, that's become our standard.

**BM/E:** *What is the suggested stereo mix for different types of shows with respect to such elements as music, audience, ambience, sound effects, dialog, and sweetening?*

**Mancini:** Each show is a different mix from a viewer's perspective. We hard pan the audience, and, since we're mixing for stereo, we watch the hard panning for the mono. We center the dialog. For listening on a TV screen, I wouldn't do hard left or hard right, to avoid the ping-pong effect. I would pan slightly left and slightly right. Where you mix is going to depend on where it is from the audience perspective.

**Skierkiewicz:** For dialog, it may be more pleasant to mix it as a mono show and send it through the synthesizer; this gives the spatial effect without localizing it, and it's a lot easier to mix in mono on a live show.

**Estes:** I always mix the dialog center, except in the monolog as I described before. The music is full stereo with as good a balance and dispersion of the sound as possible, and the audience reaction panned left, left center, right center, and right, which eliminates a "hole" in the center of the audience. The audience goes into a separate applause mixer and then to my stereo fader on the board; it's like a pre-mixer.

**BM/E:** *What kind and how much panning do you recommend?*

**Skelton:** We say no panning for localization of sound effects because it appears to be distracting, plus there are the limitations of two channels. When you start

panning, sound tends to jump from one speaker to the other instead of a smooth pan: that is center-channel pull.

**Estes:** It's up to each circumstance. We center all the dialog unless it's the off-screen voices during the monolog. I don't pan voices at all, other than background singers. The reason is that to pan to different shots can get confusing, especially in a reverse-shot situation. Also, some video machines might be recording isolated shots, and that wouldn't correspond with the audio. Generally, stereo should have a nice spread across and not have a "hole" in the center.

**Lifitin:** I usually don't do that much panning. The exception was that for NBC's Sixtieth Anniversary show we used a lot for the production numbers, such as tap dancing. I do pan where I feel it's necessary, but I try to avoid panning.

Right now with stereo TV, you have to expect some ping-pong, some exaggeration; it will calm down in a few years. Right now, I am doing hard left and right splits because I don't want to be too subtle, I want the audience to hear the stereo.

**BM/E:** *How much separation is desirable in the mix?*

**Skelton:** Technically, we would like as much separation as possible; we want as little crosstalk as we can get. But from a production standpoint, you want the sound to match the scene, and it will be a function of how much space you want between the two channels to match the picture.

**Mancini:** When you mix for the proper separation, try to put yourself into the audience and mix from that point of view. Hard left and right doesn't have to be done just for the sake of stereo. It's also important to be at show rehearsals beforehand so you know what you're miking and mixing.

**Estes:** The separation depends on the situation. When Ed and Doc are left and right, there's a lot of separation; it's what sounds best overall. The system approach is to have as much separation as possible; but with the mixing approach you have to use judgment. **BM/E**


# Hang one on!

## Model AT831a

If ordinary miniature mikes are driving you to drink, try the AT831a cardioid clip-on. Unlike omni miniatures the AT831a rejects noise from the back and sides, so only your talent comes through.

Operates from battery or phantom power...no rewiring needed. And the AT831a response is tailored to give you crisp articulation yet natural balance without tying up an equalizer like some others.

The low price of the AT831a means you can afford to upgrade your entire studio. See your nearby Audio-Technica sound specialist for details, prices, and clip-on performance others can't match. Or write for complete A-T catalog and dealer list today.



Adjustable musical instrument adapter offers greater versatility better control of sound



**audio-technica.**

1221 Commerce Dr., Stow, OH 44224  
(216) 686-2600

Circle 151 or Reader Service Card





# The Clamor Over TV Stereo

The race is on. TV Stereo is it! And over 75 TV stations going stereo have picked the TET Model 850 BTSC Aural Modulation Monitor to keep a handle on their audio performance.

It's compatible with your Tektronix 1450 Demodulator (updated versions), or use it as a stand-alone monitor at the transmitter or in the studio.

All the NAB/EIA BTSC Recommended Measurements are available at your fingertips. We packed into one 7" package: Integral RF/Composite/IF inputs, Split-Sound and Quasi-Parallel (Intercarrier) Demodulation, Digitally-Settable Peak Modulation Flashers (total, Stereo, and Main), 2 Quasi-Peak Meters, Built-in Auto-Ranging Distortion Analyzer/Volts/Ratio Meter (optional), and more.


When you're ready to go TV Stereo, call an Authorized TET Dealer for more details on the Model 850, or call us.



**... Where new things are happening!**

3090 Oakmead Village Drive, Santa Clara, CA 95051 Phone: (408) 727-7272 TWX: 910-338-0584

# We love a good challenge



## **Challenge:**

Design a panel antenna to protect a Class "C" License, with the center of radiation at 300 meters (1000 feet) on an existing tower, without interfering with a full array of other antennas already installed at that level.

## **Solution:**

First we prepared our optimum computer design, then we constructed a working scale model to run tests and, having satisfied ourselves that all specifications were being met or exceeded, we built the full size antenna. We mounted the panels, at the 300 meters center of radiation, on the arms of the candelabra at the top of the tower in bracing areas not normally designated for antenna positioning, having previously re-guyed and strengthened the tower to take the additional load.

## **Description:**

This seemingly impossible challenge was fairly typical of many we receive from broadcasters all over North America. It came from Mr. Joe Amatore, President of the Amatore Group. The two channel system is now meeting all expectations in Hollywood, Florida, serving the Miami/Fort Lauderdale markets.

Although we thrive on challenges, custom engineering is not our only business...we can do the simple jobs too!



**LeBlanc & Dick  
Communications Inc.**

14440 Cherry Lane Court, Suite 201,  
Laurel, MD. 20707. Tel: (301) 498-2200.  
FAX: 3014987952

# Getting the Most out of Your ERP

*Many factors determine the effective radiated power of an antenna, and a number of regulations govern it.*

By Hugh Aldersey-Williams

**T**he dictionary definition of the effective radiated power (ERP) of an antenna is that it is the product of the antenna input power and the antenna gain. The licensed ERP is an average of this multiplication taken over each direction in the horizontal plane.

The two parts of this article that follow describe how to maximize your antenna's effective radiated power for greater broadcast station impact while maintaining compliance with the various guidelines and regulations in the field. The first part, by Ronald Rackley, describes the case for AM, of particular interest currently with the effort to improve the quality of AM broadcasts. The second part, by Ogden Prestholdt, covers FM and TV antenna ERP issues.

This introduction to both parts takes a brief look at recent moves by those in positions to set guidelines and make or abolish rules. Among the regulatory changes

## Part I

nonionizing radiation.


When looking at transmission facilities, broadcast systems can be divided into three classes, identified by their operating frequency because of its effect on antenna systems and propagation.

The ranges are about 300 to 3000 kHz, 3000 to 30,000 kHz, and 30 MHz to 1000 MHz.

The first group, medium frequency, used in AM broadcasting, is generally characterized by vertical antennas erected over a conductivity-enhancing ground system. Propagation differs radically between day and night. The second range, at

high frequency, is not used in the U.S. The third group, VHF and part of the UHF spectrum, is characterized by multi-element antennas at high elevations (tens or hundreds of wavelengths above ground).

FM radio and TV signal propagation in this range is comparatively stable and is generally limited to the radio horizon.



Antenna sites must meet FCC and EPA requirements as well as reaching their maximum audience (this AM tower photograph courtesy LeBlanc and Dick Communications).

outlined in recent months by the FCC are some in the area of effective power definition and measurement.

Fundamental differences in broadcast systems at different frequencies have different FCC regulations, different requirements for the broadcaster and engineer to satisfy the service area, and different problems with RFI and

### Relaxing AM rules

The FCC has recognized the need to make it easier for AM stations to set up and go into operation. To this end, the commission last October relaxed its proof of performance requirements for antennas and its specifications for antenna monitor sampling systems. In the same month, the Commission also issued a notice clarifying its position on providing nondiscrete power levels for AM stations.

The FCC's elimination of the requirement that AM stations file power levels at fixed values is intended to make it easier for new AM applicants to operate. The new rules give a single value to cover both the nominal power and the antenna input power. Future applications must merely state the actual power supplied to the antenna.

For a new station proposing to use a nondirectional antenna, or an existing station making changes to such an antenna, the power is to be calculated directly from the proposed radiation using an FCC formula and antenna height and ground system data.

New directional antenna systems will have their power levels assigned, taking into account their pattern RMS values developed assuming a loss of one ohm per tower. In cases where losses can be shown to be greater than this or where an antenna system is found not to perform to its intended level, the license application can be amended to take these factors into account. Although unfamiliar power levels will begin to appear on station licenses, there should be no losses in service.

### Radiation levels

While trying to make compliance requirements as simple as possible for broadcasters, the FCC must also ensure that antenna sites pose no safety hazard in their day-to-day operation. The requirement is contained in the National Environment Policy Act and became effective at the beginning of this year. The FCC's William Hassinger points out that the NEPA is directed more at government agencies than at the public. The

FCC, he says, would ensure that NEPA requirements were met mainly at times of licensing.

The long wavelengths used for AM radio and the tower heights for television broadcasts reduce their likelihood of high ground level RF radiations. FM antennas are most at risk of causing excess RF radiation. Nonetheless, both the FCC and the NAB in its guide to FCC radiation regulation compliance say they expect the vast majority of antennas, whether FM, AM, or TV, to be in compliance.

FM antennas are most likely to infringe the radiation guidelines for a number of reasons. For one, their radiation is in that part of the spectrum to which the body is sensitive. Another factor is the short towers used by FM stations and their proximity to populated areas.

Although VHF TV operates at similar frequencies to FM, VHF towers are less likely to give rise to radiation problems. This is because TV stations can afford to build taller towers and prefer to build away from buildings, which can cause ghosting and shadow effects on a broadcast picture.

### More fencing

One alleged site of excessive RF radiation posing a health threat to nearby residents was at the Cougar Mountain site outside Seattle. Here, 10 FM stations share seven towers on a 12-acre site that also contains a TV tower and a number

of other communications antennas.

An Environmental Protection Agency and FCC study last May concluded some extra fencing was required around some of the towers, although radiation levels did not exceed ANSI guidelines. There was, in addition, some reradiation from metal playground equipment and in homes in the area that also fell below the ANSI level but exceeded some other guidelines.

"The outcome is that, first, there was no immediate threat to anybody; second, there were apparently no high radiation levels created outside the property; third, they did find some high radiation levels inside the fenced areas and near some of the FM stations outside the fenced areas," says William Hassinger at the FCC. The Commission requested that "suitable barriers" be erected and signposted.

Improving fencing is a way to combat high radiation levels for existing antenna sites where there is sufficient surrounding land to permit the expansion. Otherwise, the station's power level might be reduced. For new stations, building a taller tower would help. There is a conflict here, however, that needs to be considered in some areas. While the FCC clearly favors taller towers to reduce ground radiation levels, the Federal Aviation Authority and local zoning rules can impose restrictions on height for their own reasons. **BM/E**

## AM

By Ronald D. Rackley

**I**t is more important than ever that AM broadcasters get the best performance possible from their antenna systems. In recent years, the industry has been pushing to improve AM receiver performance by broadening receivable bandwidth. Unfortunately, wider receiver bandwidth means increased sensitivity to noise and interference. In addition, ambient noise levels in the

AM band are now higher than ever due to recent proliferation of electrical devices responsible for unwanted noise. This means that an AM signal must be strong in order to be competitive with FM

### About the Author:

Rackley is a partner at duTriel-Rackley Consulting Engineers in Washington, DC.

# Microdyne presents the first automatic satellite program shifter.



## MAT: Microdyne Automated Terminal

Now you can take full advantage of the wealth of programming available via C- and Ku-band satellites with the only TVRO system that's as easy to use as a home VCR.

### Rely on M.A.T.'s memory instead of your own.

M.A.T.'s microprocessor stores hundreds of program pre-sets—satellite position, signal polarization, transponder format and frequency. Once M.A.T. is programmed, subsequent reception is push-button easy. You enter a simple program code and M.A.T. does the rest, right down to peaking its motorized, high-resolution fiberglass antenna.



### Turns on, tunes up, automatically.

M.A.T.'s system clock automatically turns the system on and tunes in the programming you want for any particular day and time. You can set it for one program, or a succession of programs, for as long as you want. It even controls descramblers, video recorders or other external equipment. And you can operate M.A.T. through its own front panel keypad or by remote terminal.

### Economical base price, broadcast quality options.

No other satellite TVRO system is available anywhere, at any price, with the capabilities of

M.A.T. And you can have the flexibility and unlimited program access of M.A.T. for under \$20,000, installed. Options include a 5 or 7 meter antenna to meet the stringent requirements of broadcasters and cablecasters.

### Installed and backed by Microdyne.

M.A.T. is built, installed, and backed by Microdyne, a company committed to exceptional reception and service since the beginning of satellite communications. Call or write for more information today.



**Microdyne Corporation**

491 Oak Road • P.O. Box 7213  
Ocala, FL 32672 • TWX: 810-858-0307

To a tape as tough as Maxell 1/2" BQ,  
it was just like any other...

# REMOTE ENCOUNTER

DF HENDERSON © 1985



FEATURING **MOLECULAR FUSION BINDING** AS THE OXIDE BOND THAT RESISTS INVASION.  
PRODUCED WITH **EPITAXIAL™ OXIDES** FOR **BRIGHTER CHROMA & ENHANCED  
SIGNAL-TO-NOISE.** PLAYED AND REPLAYED WITH **NO SIGNAL LOSS.**  
AND CO-STARRING THE **TOUGHEST SHELL IN THE BUSINESS.**

ANOTHER MAJOR STUDIO RELEASE FROM

AVAILABLE IN VHS AND BETA FORMATS.

Maxell Corporation of America, 60 Oxford Drive, Moonachie, NJ 07074 201-641-8600.

**maxell**®  
PROFESSIONAL/INDUSTRIAL DIVISION

Circle 155 on Reader Service Card

services on broadband radio receivers.

Another major factor in the competitiveness of AM with FM is that AM coverage changes from day to night due to the levels of incoming interference, if not further due to different antenna patterns day and night. In order to be more effective, the AM broadcaster must strive to provide an optimum signal. This may necessitate directional antenna pattern redesign and/or transmitter site relocation taking into the account the area of desired service.

Assuming that studio facilities are state-of-the-art and capable of meeting rigid audio noise and distortion specifications, we must look to the AM transmitter plant for signal improvement. Both modulation and far-field signal level are important for quality over-the-air sound. Modulation is primarily a function of the transmitter's design and condition as well as the effectiveness of the audio processing systems employed, although appropriate antenna system bandwidth is a prerequisite for proper modulation. In any event, the finest audio processing and transmitting equipment available could be employed with unsatisfactory results if the antenna system cannot accept the high fidelity signal from the transmitter and radiate it to areas where the potential listeners can receive it.

### Antenna characteristics

AM transmitting antennas have some important characteristics that are of relatively little concern in other broadcast services. For instance, 20 kHz bandwidth ( $\pm 10$  kHz) for a 1000 kHz carrier in the AM band represents 2 percent of the carrier frequency, while the 200 kHz channel width at 100 MHz in the FM band represents only 0.2 percent of the carrier frequency, making antenna bandwidth considerations much more important for AM transmitting antennas than for FM transmitting antennas. A wide bandwidth is essential for a high fidelity over-the-air sound.

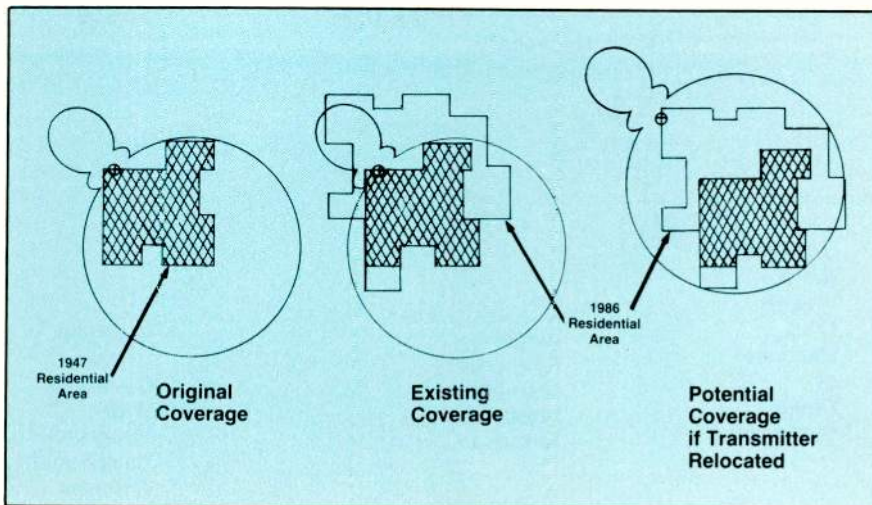


Figure 1: Relocation of a transmitter to cover areas of urban expansion.

Modern FM antennas generally pose no bandwidth problems. But many AM stations are broadcasting with antenna systems that restrict their audio performance, sometimes severely. There are many AM directional antennas of high gain, end-fire design (with the major lobe along and nulls normal to the tower line) and non-directional antennas with folded (skirt wire) shunt feed that exhibit very poor bandwidth characteristics. Older AM stations often operate with such antenna systems that were designed before bandwidth was a major consideration and that have received very little attention since. It is common to see racks full of expensive radio gadgetry at such stations, when a few thousand dollars spent on refurbishing and modifying the antenna systems would go a very long way toward eliminating the muddy sound that has defied audio processing efforts.

Another important consideration is the coverage produced by directional antenna patterns. FM directional antennas are not permitted by the FCC rules to have minima deeper than 15 dB (17.8 percent) below the maximum pattern radiation, while many AM stations employ directional antennas with much deeper nulls. This makes AM site location relative to the desired market very important in order that service might be optimized for a given directional antenna pattern. Many older AM

stations with directional antennas have become victims of urban expansion, as residential areas have developed where there were only fields at the time the stations went on the air (see Figure 1).

Within the last year, the FCC has abandoned the old system of assigning discrete power levels for AM stations. In the past, all AM stations were licensed for discrete power levels—250, 500, 1000 W and so forth. A station, meeting all applicable interference constraints and operating with a two-tower directional antenna system with 2000 W power, but which would have had to add an additional tower to achieve the next higher allowable power level of 2500 W, was required to operate at 1000 W if it was impractical to install the three-tower system. Under the new rules, such a station can apply to double its power to 2000 W with the two-tower system.

### Improving coverage

Many older AM directional antennas were designed in a day before computer optimization became possible and have nulls that were placed more for computational convenience than for protection to other stations. Many in-line AM arrays, for instance, have nulls symmetrical about the tower line while the signal need only be reduced on one side in order to avoid causing interference to other stations. If there is a substantial residential area in the di-

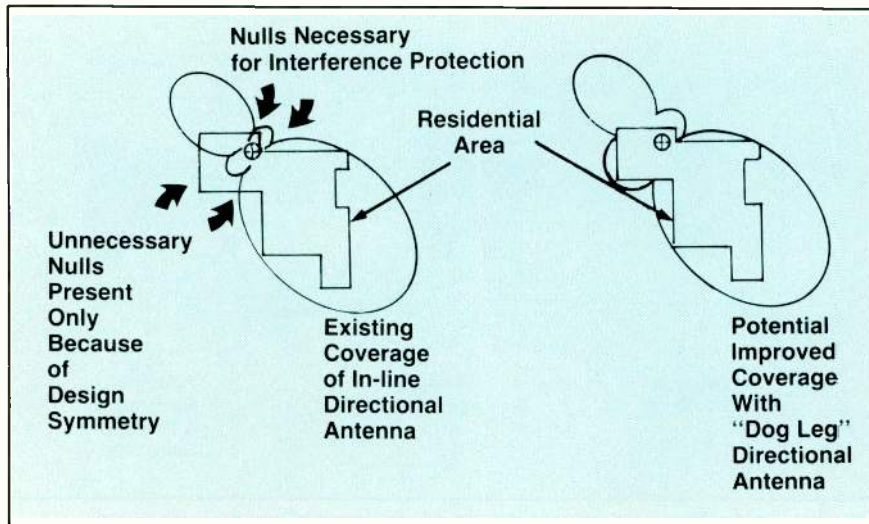


Figure 2: Repositioning nulls to improve area coverage.

rections of the unneeded nulls, improvement in coverage might be possible with a slight modification of the directional antenna design by moving one or more of the towers slightly (see Figure 2). Additionally, changes in allocation standards negotiated in recent international agreements make it possible for many stations operating on foreign clear channels to make antenna system changes that result in improved coverage.

Until recent years, AM broadcasters were required to locate their transmitters so as to provide 25 mV/m coverage to the business districts of their cities of license. In recognition of the trend toward urbanization, the FCC now requires only that 5 mV/m or, at night, interference-free service be rendered to the entire community of license. This change makes it possible for many existing stations, particularly those using directional antennas, to relocate their transmitter sites and realize an overall improvement in coverage to residential areas. There are instances where stations have realized a monetary profit from such a move, because of the value of the real estate at the abandoned sites.

An AM broadcaster who is serious about improving service can take a two-pronged approach both by examining the existing antenna system for improvement and by examining allocation considerations, in the light of recent rule

changes, with an eye toward coverage improvement by making changes in the antenna pattern, power level, and transmitter location.

Station engineers should be encouraged by management to better understand their antenna systems by attending engineering sessions and seminars offered by the radio trade associations. AM broadcasters must make every effort to take advantage of changes in available technology and in the FCC rules and policies concerning antenna systems if their signals are going to have a chance of competing effectively with those of FM stations. **BM/E**

# FM & TV

By Ogden Prestholdt

**F**M broadcast and, indeed, all VHF and UHF broadcast systems are allocated on the basis of effective radiated power (ERP) and antenna height above average terrain. The concept differs from the allocation procedure for AM or standard broadcast, which is based on transmitter power. In FM broadcast, antenna gain referred to the gain of a half-wavelength dipole is used in ERP calculations.

Antennas for the VHF and part of the UHF spectrum are multi-element systems (or multiwavelength apertures) erected at high elevations. Propagation is limited to the radio horizon (similar to line-of-sight distances). Thus, the pertinent radiation from the antenna is that at the vertical angle directed toward the chosen receiving antenna.

## Allocations

In Docket 80-90, the FCC restructured the allocation system to require that all stations make optimum use of their allotments and, thereby, permit the maximum use of each channel. The power levels and antenna heights required by this allocation system

are outlined in Table 1.

## Site

The full impact of the effective height of a VHF antenna may not be universally understood. Figure 1 was constructed from the FCC's propagation curves using antenna heights with height ratios of 2:1 and includes the maximum height for each class of station before the power height interchange comes into play.


Note that in the 10- to 50-mile range, doubling the antenna height gives the equivalent of a four-fold power increase. This dramatically illustrates that, for most of the service area, height and power have similar effects on coverage. It is thus necessary to choose the highest site available without shadowing major populated areas.

The choice of tower height and antenna mount (pole, side mount, panel and so on) depends on the site. In the simplest case, the antenna system will consist of a tow-

## About the Author:

Prestholdt is an independent consultant and a retired partner of A.D. Ring and Associates.





# PESA

## The "SWAT" \* The best engineers assistant.

automatic analysis of all sync parameters of the video signal \* video monitor output \* local liquid crystal display \* two independent video inputs \* manual/automatic testing modes \* alarm indicators for parameters out of tolerance \* self-test software \* RS 232 output to feed printer or PC \* PAL/NTSC version.

### Standard Measurements

#### Watcher-Analyzer:

- \* sync and burst amplitude
- \* field period
- \* number of lines
- \* horizontal sync width
- \* number of cycles in burst
- \* breezeway
- \* number of vertical sync pulses
- \* equalizer width
- \* vertical pulse width
- \* SC/H phase up to two degrees
- \* SC frequency error up to 0.2 Hz



#### Timer:

- \* H and V lock
- \* PAL lock
- \* H delay and SC phase delay between inputs A and B
- \* Sync
- \* Watcher
- \* Analyzer
- \* Timer



Pesa Electrónica, S.A.

Albalá, 12 - 28037 Madrid (Spain) - Telex: 48449 PESAE E - Tel: 754 00 78

Pesa America Inc. 6073 NW 167th St. - Miami, FL 33015 (USA) - Telex: 6712435 PESAM - Tel: 305-556-9638 - Toll Free: 1-800-USA-PESA

INISEL Group

**The affordable hi-tech.**  
Circle 156 on Reader Service Card

**Table 1: FCC Docket 80-90 Allocations**

Station Class	Operating Constants	
	Minimum ERP (kW)	Maximum ERP (kW)/height (m)
A	0.10	3/100
B1	3.00	25/100
B	25.00	50/150
C2	3.00	50/150
C1	50.00	100/299
C	100.00	100/600

er built for the specific antenna. The broadcaster has the choice of a simple multibay antenna mounted on a pole, a small cross-section tower on top of the supporting tower, or a panel antenna mounted on the faces of the basic tower. Even in this simple case, care should be taken to choose the correct antenna design parameters.

If the site is to be a tall tower with multiple antennas, the choice must be made between side mounting of simple multibay antennas or the use of panel antennas. Side-mounted antennas always show substantial noncircularity from such support structures. The antenna choice here may depend on the shape of the desired coverage. However, the only certain way to get good omnidirectional coverage from an FM antenna mounted on a tower section whose face dimension exceeds three feet is to use a panel antenna whose reflecting screens enclose the tower.

In the case of a building-top or mountaintop antenna, it is important to consider antenna gain in conjunction with clearance of more than the first Fresnel zone in the immediate foreground of the antenna. That is, the building roof or mountaintop must not project into the first (or better, the second) Fresnel zone if full benefit of the antenna gain is to be received.

In the case of mountain sites, it is also important to consider whether the site is mountain-top or mountainside. In the latter case, care must be taken to avoid reflections from the mountain area behind the site, either by locating the site a sufficient distance from reflecting areas of the mountain or by the use of a directional antenna.

### Urban signals

FCC rules specify a city-grade signal level of 70 dBu for FM broadcast. Experience both in television and FM broadcast has established that these levels are not sufficient to provide the saturation of service desired in a broadcast system. It has been found that median field strength of 90 to 95 dBu should be provided to the entire principal city for good FM service. This is 20 dB higher than the FCC's city grade and represents 100 times the power. This is an important consideration.

When considering the minimum field strength requirement, it is important also to be aware of the maximum limits. First, the median level should not exceed 100 dBu since at this level, and in the presence of other signals, most receivers begin to generate very objectionable third-order intermodulation products. This can result in poor service to your area as well as to those of other stations.

### Excessive radiation

Another requirement has recently become important in choosing antennas for broadcast service. This is the limitation of excessive nonionizing radiation as detailed in FCC Docket No. 79-144, which adopted the ANSI standard. This requirement is further detailed in the FCC OST Bulletin No. 65, October 1985. Briefly, this action requires the FM broadcaster to limit radiated fields to 100  $\mu\text{W}/\text{cm}^2$  wherever they may impact people.

With respect to antenna design, this regulation places a limit on downward radiation as well as on radiation at angles below the horizon where it can illuminate nearby people. Thus, this new requirement casts a different light on beam-tilt, null-fill, and downward radiation.

In the instance of building-top or mountaintop sites, there is the further requirement for radiation limits toward other buildings or occupied areas in the mountainous region.

### Horizontal antenna pattern

The selection of the horizontal pattern is critical. The first principle is that the FCC specifies a maximum ERP for each class of station. If the antenna is designed to be nondirectional, the RMS (av-

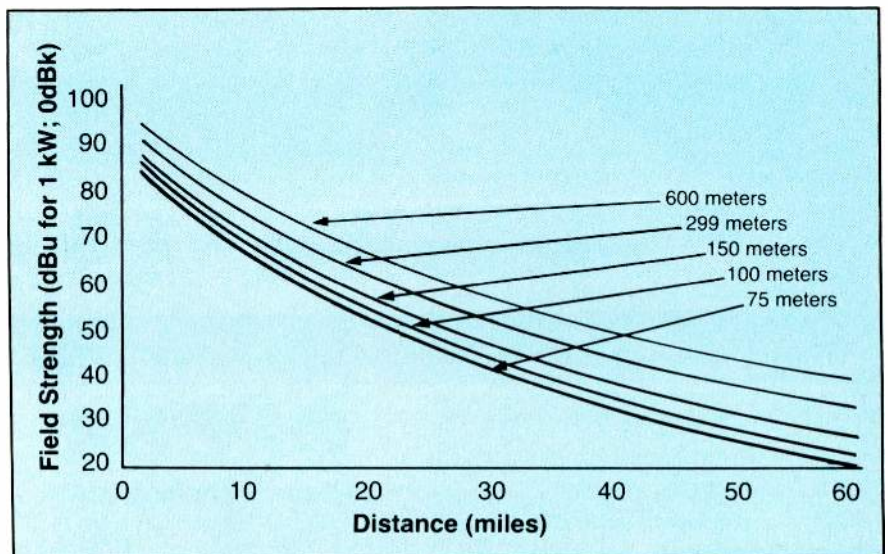


Figure 1: Antenna field strength against distance from antenna of various FCC allocation heights.



# UNWANTED FRAME GRABBING STOPS HERE



DFS-3000N Digital Frame Synchronizer

If your video synchronizer lets you down on a noisy feed, you need the new Leitch DFS-3000N. This digital frame synchronizer incorporates input processing circuitry that uses the latest in digital auto-correlation techniques to prevent intermittent frame grabbing or switching to black. Only Leitch offers this capability.

Now you know one of the features of the Leitch DFS-3000N. But the advantages don't stop there. Neither should you. Write or call (toll free) for further information.

In U.S.A. 1-800-231-9673  
In Canada 1-800-387-0233

**LEITCH**

Progressive Concepts in Television Technology

Leitch Video of America, Inc.  
825k Greenbrier Circle  
Chesapeake, VA 23320  
(804) 424-7920

Leitch Video International, Inc.  
10 Dyas Road, Don Mills  
Ontario, Canada M3B 1V5  
(416) 445-9640



# Back to the Future

- A complete line of TV and FM Broadcast Antennas
- Modern 7,000 ft. test range facilities
- Innovative Engineering Careful construction
- Two Year Warranty on Product and Workmanship



Still the same fine Products, Staff, Address, Telephone & Telex, with Fast Service Too!

**JAMPRO ANTENNAS, Inc.**  
*formerly Cetec Antennas*  
 6939 Power Inn Road  
 Sacramento, CA 95828

*Excellence in Antennas*  
**JAMPRO ANTENNAS, INC.**  
 (916) 383-1177 TELEX 377321

## RF Engineering

FM and TV ERP

erage power) of the actual horizontal pattern is permitted to reach the authorized maximum. Since most antennas are not perfectly circular in their horizontal pattern, this permits slightly higher field strengths in some directions and slightly lower ones in others. It is conventional to take advantage of this when choosing an orientation for a nondirectional antenna.

When specifying a directional antenna, the maximum radiation in any direction can not exceed the authorized maximum. Thus, an antenna that has a slightly noncircular horizontal pattern could operate with a slightly higher ERP if it could be called nondirectional rather than directional. Accordingly, greater coverage can never be obtained using a directional antenna unless suppression in some direction is required because of allocation criteria. In some mountainous sites, the requirement to reduce reflections from the mountain may require a directional antenna in order to minimize multipath effects. This may outweigh the slight loss in field strength resulting from the directional antenna.

FCC rules also limit the maximum suppression of directional antennas to 15 dB and the rate of change of gain to 2 dB for each 10 degrees of azimuth.

### Vertical antenna pattern

The use of antenna gain leads directly to the choice of the vertical pattern. The pertinent anten-

na factors are antenna gain, beam tilt, null fill, careful choice of an antenna element with clean vertical and horizontal patterns, a good broadband impedance characteristic, a good broadband feed system, and a mounting arrangement that does not significantly alter the horizontal and vertical patterns of the element.

In considering maximum antenna gain, it is possible to draw on TV experience. The video bandwidth in our television system is nominally 4 MHz, or 20 times the spectrum assigned to each FM station. This means that antenna and propagation bandwidth are much more critical for TV than for FM. VHF television can successfully use antenna gains of 10 to 20 times that of the reference half-wavelength dipole.

There is, of course, a direct tradeoff between antenna gain and antenna input power (or transmitter power) since ERP is the product of the two. With good antennas, and within certain limits, it is generally desirable to increase antenna gain rather than transmitter power rating. Class A stations will frequently find that only limited antenna gain is necessary because minimum power transmitters are sufficient. In any case, for similar antennas with slightly different rated gains, there is no advantage in choosing the antenna with the higher rated gain since its input power must be lower.

A high-quality FM antenna must start with a well-designed antenna element. It must have a

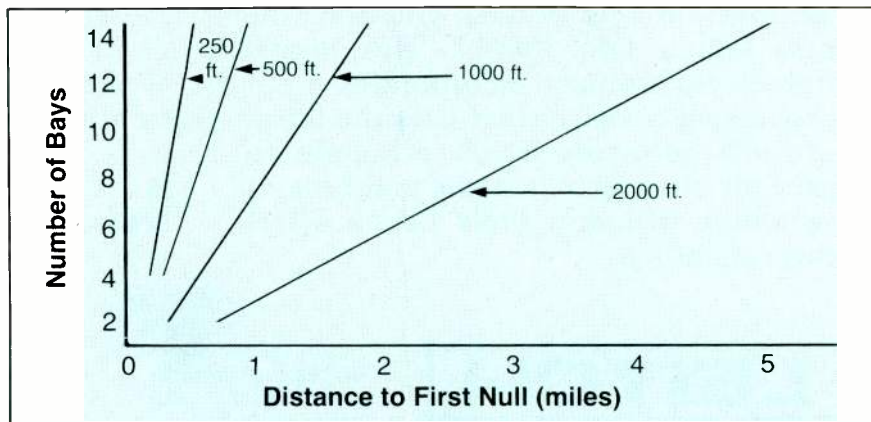


Figure 2: Null location for multibay antennas.

# Expand Your Horizons With Canon's wide-angle ENG lenses.

Now you can get a new kick—wide angle coverage like never before—with Canon's new breed of wide-angle lenses for 2/3" cameras. Never before have you been able to take so much advantage of

wide-angle's larger field of view and unique perspective. For sports, electronic field production, news and more, Canon wide-angle lenses help you score extra points.

**Canon J14x8 BIE High Resolution Lens**  
Ideal for EFP and studio work. Its extraordinary resolution gives 2/3" cameras results you expect from larger cameras.

**KEY SPECIFICATIONS:**

Focal Length: 8-112mm  
(13-224 w/Extender)  
Max. Relative Aperture:  
f1.7 through 91mm, f2.2 at 112mm  
Angular field of view:  
60° at 8mm, 4.2° at 112mm  
Minimum Object Distance: 27.6"



**Canon JBx6B Ultra-Wide Angle Lens**

The widest 2/3" BCTV zoom lens there is. With an 8X zoom and M.O.D. of only 11"—great for interviews, close-ups and tight spaces.

**KEY SPECIFICATIONS:**

Focal Length: 6-48mm  
Max. Relative Aperture:  
f1.7 through 33mm, f1.9 at 48mm  
Angular field of view:  
72.5° at 6mm, 10.5° at 48mm  
Minimum Object Distance: 11"



# Canon®

Optics Division  
Canon USA, Inc., Head Office: One Canon Plaza, Lake Success, NY 11042 (516) 488-6700  
Dallas Office: 3200 Regent Blvd., Irving, TX 75063 (214) 830-9600  
Chicago Office: 100 Park Blvd., Itasca, IL 60143 (312) 250-6200  
West Coast Office: 123 Paularino Avenue East, Costa Mesa, CA 92626 (714) 979-6000  
Canon Canada, Inc., 6390 Dixie Road, Mississauga, Ontario L5T1P7, Canada (416) 678-2730

© 1985 Canon U.S.A., Inc.

Circle 159 on Reader Service Card

# How can you . . . improve the versatility of the world's top selling camera family?

Meet the LDK 54A.

Already the fastest selling cameras in their class, the Philips LDK 6 family with unique total computer control now has a cable-compatible portable companion to ensure you get top quality performance in those low angle or real tight positions. The LDK 54A.

Lightweight, fully plug compatible, a portable companion to match the quality of the LDK 6 family of cameras. That's the LDK 54A.

Simplicity of use with no compromise in performance has been the keynote in designing the portable companion for the LDK 6A. All you have to do



is to cross connect the triax camera cable and you can use the LDK 54A in place on any LDK 6A or LDK 26A in your camera configuration. All the appropriate controls of the LDK 54A become automatically available on the Master Control Panel and Common Control Panel. That includes auto programs such as daily check, auto-centering registration, auto white and auto black balance and auto iris. Six operational memories store and recall special production settings.

Amongst other outstanding features of the companion are: diascope in the camera head, wide band RGB and CVBS outputs, instantaneous ENG use with video recorder connection and superb matching colorimetry to the LDK 6A and LDK 26A.

Remember that *total* computer control technology is available from Philips in all tube formats . . . the 2/3" (18mm) LDK 26A and the choice of 1" (25mm) or 1 1/4" (30mm) LDK 6A.

Prove the computer control difference of the LDK 6 family for yourself and see the benefits of the new portable LDK 54A.

A demonstration will prove why they are years ahead in design, performance and cost effectiveness.

Call or write for a demonstration or request the descriptive LDK 54A, LDK 6A or

LDK 26A technical brochures.

**PHILIPS TELEVISION SYSTEMS, INC.**

900 Corporate Drive, Mahwah,  
New Jersey 07430 Tel: (201) 529-1550

Canada: Electro & Optical Systems Ltd,  
31 Progress Court, Scarborough, Ontario, Canada  
M1G 3V5 Tel: (416) 439-9333 Telex: 065-25431

LD18

## LDK 6 – the total computer control camera.



Broadcast Equipment

# PHILIPS

Circle 160 on Reader Service Card

Reliability through Quality

good circular horizontal pattern for both the horizontally and vertically (if used) polarized signal(s). It should also have a good impedance bandwidth characteristic and a clean vertical pattern that is symmetrical for all azimuths and drops to a very low value toward the zenith and nadir with a good axial ratio of the two polarizations.

Figure 2 shows the approximate location of the first null in the multibay antennas that use the typical one-wavelength bay separation. In any installation where there is significant population in the area of the first null, null fill must be considered. In general, for heights above 500 feet, null fill should be used. For lower heights and higher gain antennas, a careful study should be made to determine the need for null fill. The null fill should be such that the median field strength is maintained in the 90 to 95 dBu range.

At closer distances than those of concern for null-fill control of the vertical pattern, it is important to meet the nonionizing radiation limit. A simple calculation will provide an estimate of the maximum permissible downward radiation. If the sum of these four numbers exceeds 145.8 dBu, then specific steps must be taken. The numbers are 102.8 dBu (radiation per kW), 6 dB (reflected signal), xdB (sum of horizontal polarization and vertical polarization ERP in dB), and ydB. ( $20 \log \{5280/\text{antenna height in feet}\}$ ).

This example is the worst case considering a poor antenna. More accurate calculations utilizing actual antenna performance and other factors can demonstrate compliance. If not, changes will have to be made. For very tall towers and high gain antennas, the filling of other nulls should be considered.

For high-gain antennas, the feed system should also be considered. Some antennas are end-fed, some are center-fed and some are parallel-fed. For best performance, parallel feed gives the best control of pattern shape and bandwidth.

BM/E

# MINUSCULE.

Until you use it.



**NOW AVAILABLE  
IN FLESH TONE.**

SHOWN ACTUAL SIZE

The job of a good lavalier microphone is to be heard and not seen. So we're introducing the new MKE 2 micro-miniature electret lavalier mic—our smallest ever. It comes with a variety of clothing attachments and can even be taped to the wearer's skin. So whether your talent is fully costumed for an epic or scantily clad, they'll hardly know it's there.


You'll know it's there, though. Thanks to Sennheiser back-electret technology and an extremely thin, low-mass diaphragm, the MKE 2 gives you uncanny transient response, and frequency response from 40 to 20,000 Hz, all with low sensitivity to mechanical noises. Which means you hear clear voices, not ruffled clothing. See the MKE 2 for yourself, but be prepared to look closely.

**SENNHEISER®**  
Sennheiser Electronic Corporation (N.Y.)  
48 West 38th Street • New York, NY 10018 • (212) 944-9440  
Manufacturing Plant: D-3002 Wedemark, West Germany

© 1983 Sennheiser Electronic Corporation (N.Y.)

**NOW WITH 2-YEAR LIMITED WARRANTY**  
Circle 162 on Reader Service Card

## Continental's top performing 27.5 kW FM Transmitter speaks for a station you know\*



- |             |             |
|-------------|-------------|
| <b>KLOH</b> | <b>KRIC</b> |
| <b>KBWC</b> | <b>WXKW</b> |
| <b>KSPZ</b> | <b>WWDM</b> |
| <b>WLTS</b> | <b>KRAB</b> |
| <b>KLOC</b> | <b>KHIT</b> |
| <b>WIZD</b> | <b>WETA</b> |
| <b>WBLX</b> | <b>WJLQ</b> |

\*Partial list

Reliability and proven performance make Continental's 816R-4 compact FM transmitter a winner. Crisp clear signal, high fidelity, good stereo separation, very low noise and distortion, excellent frequency stability, simple installation,

low power consumption make it a great investment. Combine with duplicate 816R-4 to get 55 kW output. For brochure, call (214) 381-7161 Continental Electronics Division, Varian Associates, Inc., PO Box 270879, Dallas, Texas 75227.



**Continental Electronics**  
A Division of Varian Associates, Inc.



© 1985 Continental Electronics/6006

Circle 161 on Reader Service Card



# YOUR BEST BET FOR BETACAM® AND BETACART™ SYSTEMS

Introducing the Pro Format EASTMAN Professional Video Cassette. Approved for network use in BETACAM and BETACART Equipment, it handles like a dream in the field and performs like one on the air. Check out its features. Then give it an audition. You'll like what you see. And hear. For details, write Dept A3064, Eastman Kodak Company, 343 State Street, Rochester, NY 14650. Or call toll free 1 800 44KODAK (1 800 445-6325), Ext 862.

Positive-closing, dust-free field case withstands harsh field use.

A name synonymous with consistency, quality, and dependability.

Rugged cassette shell withstands tough handling.

Stainless steel rollers produce a lower coefficient of friction than plastic rollers in some other brands.

Our highest-quality tape has excellent electromagnetic characteristics, extremely low dropouts.

PB5, PB20, and PB30. Lengths for every application. PV20 cassettes with same performance quality available for M format systems.




Eastman Kodak Company, Motion Picture and Audiovisual Products Division  
 Atlanta: 404/351-6510 • Chicago: 312/654-5300 • Dallas: 214/351-3221 • Hollywood: 213/464-6131 • Honolulu: 808/833-1661 • New York: 212/930-7500  
 Rochester: 716/254-1300 • San Francisco: 415/989-8434 • Washington, D.C.: 703/558-9220 • Montreal: 514/761-3481 • Toronto: 416/766-8233 • Vancouver: 604/986-1321

© Eastman Kodak Company, 1986  
 Circle 163 on Reader Service Card



# Promotion, Production Highlighted at BDA and NATPE



One of two graphic images judged Best of Show at last year's BDA Seminar, "Knock Knock Nickolodeon," was produced via traditional cel animation at Colossal Pictures by John Hays (animator) and Lidia Przymuska (illustrator).

*The latest news on promotion, production, and graphics awaits broadcast managers at two upcoming shows.*

**By Eva J. Blinder**

**W**hat's the last word in electronic graphics? On-air and print promotion? Local program production? Broadcast managers can bring themselves up to the minute on all these issues at a pair of intense and rewarding meetings, both scheduled for next month: the annual seminar of the Broadcast Designers' Association and Broadcast Promotion and Marketing Executives, June 11-15, at the Loew's Anatole Hotel in Dallas; and the second annual NATPE Production Conference and Exhibition, June 19 to 22, at the Adam's Mark Hotel in St. Louis.


The BPME/BDA seminar combines a full schedule of BPME promotion and marketing workshops with an exciting BDA agenda featuring both electronic and print design. Gene Jankowski, president of the CBS Broadcast Group, will deliver the key-

note address. BPME workshops will offer image-building and promotional ideas tailored for commercial stations, independents, and public broadcasting outlets.

The BDA program (see accompanying box) will be enhanced by a series of continuous hands-on workshops meeting all day, every day of the convention, on Ampex AVA, Aurora, Bosch, ColorGraphics ArtStar, and Quantel paint systems; Chyron, Dubner, and Thomson-CSF Vidifont character generators; and Grass Valley Group switchers.

A total of around 70 exhibitors are expected to take booth space at the BDA/BPME seminar. Some of those planning to exhibit as of press time included Abekas Video Systems, Ampex Corp., Animation House Inc., Apple Computers, ColorGraphics, Cranston-Csuri Productions, Dallas Post-

# SONEX CONTROLS SOUND.



With its patented anechoic foam wedge, SONEX absorbs and diffuses unwanted sound in your studio. And it can effectively replace traditional acoustic materials at a fraction of the cost. SONEX blends with almost any pro audio decor and looks

clean, sharp, professional. Check into this attractive alternative for sound control. Call or write us for all the facts and prices.

SONEX is manufactured by Illbruck and distributed exclusively to the pro sound industry by Alpha Audio.

**Alpha Audio**  
2049 West Broad Street

Richmond, Virginia 23220 (804) 358-3852  
Acoustic Products for the Audio Industry

Circle 164 on Reader Service Card

## TV STEREO BTSC AURAL MODULATION MONITORS



### TVM-100 AURAL BASEBAND DEMODULATOR/MONITOR

■ Mono/Stereo/Multi-Channel Capable ■ Digital Peak Frequency Deviation Display ■ Split-Sound and Quasi-Parallel Detection Modes ■



### TVM-200 BTSC STEREO DECODER/MONITOR

■ Full-Time Composite and L&R Metering ■ Two Auto-Ranging Meters for Full Stereo Signal Test and Measurement ■ Genuine dbx® Decoder Card ■ Line Level Stereo Audio Outputs ■



**BELAR ELECTRONICS LABORATORY, INC.**  
119 LANCASTER AVENUE, DEVON, PA 19333  
(215) 687-5550

Where Accuracy Counts... Count on Belar

Circle 165 on Reader Service Card

## Broadcast Management

BDA, NAPTE Previews

Production Center, Image West, Pinnacle Productions, Quantel, Renaissance Productions, The Post Group, and Z-Axis.

The ins and outs of in-house production will be explored in detail at the NATPE Production Conference, which should be a big draw for production managers, promotion managers, and marketing managers alike. Workshops will cover all aspects of the production operation, including such vital areas as client relations and interdepartmental relationships.

Companies exhibiting their goods and services will include Ampex, ColorGraphics Systems, Bill Daniels Co., Digital Systems, Eastman Kodak, Grass Valley Group, Hitachi, IDC Services, Innervision Productions, JVC, KWGN/Remotes, LaCleda Communications, Library of Special Effects (Darino), Lowel-Light Manufacturing, NEC, Panasonic, Phillips TV Systems, Plastic Reel Corp. of America, Ryan and Friends, Sony, Soundtrack Music, 3M Co., VTS Music, and Z-Axis. **BME**

## BDA HIGHLIGHTS

### Wednesday, June 11

Registration  
BDA Elections  
Seminar Grand Opening Reception

### Thursday, June 12

Update on Computer Graphics  
Rodney Stock  
Electronic Paint Systems for Television  
AVA, Aurora, ArtStar, Quantel, Chyron  
"Dangerous in the Wrong Hands"  
Harry Marks speaks out on design technology  
Animation with Standard Tools  
Joe Negri, KMGH-TV, Denver  
Advanced Computer Graphics Panel  
Robert Abel & Assoc., Pacific Data Images, Cranston-Csuri

### Friday, June 13

Grass Valley Workshop  
Billy Pittard, KCBS-TV, Los Angeles  
The All-Electronic Design Department:  
A Development in the Making  
Judy Rosenfeld, KRON-TV, San Francisco  
International Design  
Hal Donner, TV Globo, Brazil  
BDA Luncheon  
Frank Thomas, former Disney animation supervisor  
"Extending the Boundaries"  
Design Symposium  
Woody Pirtle, Ivan Chemayeff, Debra Sussman, April Greiman  
Boston in Print  
WCVB, WGBH, WBZ, WNEV, WSBK  
Storyboards  
BDA Cocktail Party, Awards Presentation, and Buffet Gala

# THE RIGHT CHOICE

Digital time base correctors from Microtime. Whether it's the new T-300 Series or the component T-220 FIT, Microtime has a time base corrector for every application.

Features and performance you need at the price you want:

The T-320D provides:

- Interpolated freeze with digital comb filter
- Vari-Trak™ option
- Drop out compensator
- Shuttle to 40x
- Genlock with RS-170A constant color frame output
- Proc-amp controls with presets

The T-320 or T-300 offer most of the same features.

And, for maximum flexibility, the T-220 Format Interchange Time Base Corrector allows inputs of composite, component and dub, with simultaneous multiformat outputs. Why lock yourself into one format when you can have them all?

- Interpolated field freeze for flicker-free pictures
- Vari-Trak™
- Maximum transparency component processing
- Unlimited correction window
- Field synchronizer capability
- Drop out compensator
- Shuttle to 40x

Microtime has remained the leader in TBC and digital video processing for over a decade. Our commitment to quality and dependability gives you the latest video processing technology at an affordable price.

All products are backed by a dedicated customer service department; 24-hour, 7 day-a-week hotline; replacement parts; and, a worldwide network of full service distributors.

Microtime, the right choice.

Microtime, Inc., 1280 Blue Hills Avenue, Bloomfield, Connecticut 06002 USA, Telephone (203) 242-4242, TWX 710-425-1165.

 **MICROTIME**

A Subsidiary of ANDERSEN GROUP



Western, Chuck Bocan (714) 989-4433  
Northeast, Ray Bouchard (609) 896-3716  
Central, David Everett (312) 934-9191  
Southcentral, Steve Krant (214) 644-0232  
Southeast, Jerry Rankin (404) 979-4437

Vari-Trak is a trademark of Microtime, Inc.  
Circle 166 on Reader Service Card




# THE ANSWER

*The DVE® System 100. The \$29,500 answer from NEC. For TV stations and production facilities concerned about image quality but limited in budget. With the DVE System 100, the sacrifice is over. You get NEC reliability, versatility, and quality in a moderately priced system. Because the DVE System 100 has many of the features that made the DVE System 10 a winner. It doesn't have 3-D rotation or perspective, but*

*it has pattern select and can be more easily used live. So, if you think you'd have to settle for a lot less in moderately priced effects equipment, think again. And don't think image quality is a high stakes game for high rollers alone, because*

*NEC has turned up a new card.*

*The DVE System 100. Affordable technology, from an expected source. NEC.*



## NEC

IMAGINE WHAT WE'LL DO FOR YOU

**C&C** COMPUTERS AND COMMUNICATIONS • DVE® is a registered trademark of NEC Corporation.

NEC America, Inc., Broadcast Equipment Division • 130 Martin Lane, Elk Grove Village, IL 60007 • Toll free • 1-800-323-6656 • In Illinois phone 312-640-3792

Circle 167 on Reader Service Card

## Broadcast Management

BDA, NAPTE Previews

### Saturday, June 14

International Production House Film Show

Robert Abel, Harry Marks

Packaging Graphic Identity for  
Television News Scenic Design

Hugh Raisky, Ron Baldwin, Jim Day

Logo Development and Implementation

Landor & Associates

Computer Storyboard Workshop

Chyron, Vidifont, Dubner Workshops

"Creating a Winning Team": Art Directors and  
Promotion Directors Panel Discussion

## NATPE HIGHLIGHTS

### Thursday, June 19

Workshops, 3:00 to 4:30 p.m.:

Set Design

Special Effects—Getting the Most from What You Have

### Friday, June 20

General Session, 9:00 to 10:30 a.m.:

The Effective Communicator

Workshops, 10:45 a.m. to Noon:

How to Communicate Creative Ideas

Other Side of Leadership

Interdepartmental Relationships

Client Relations

Luncheon, 12:15 to 1:30 p.m.:

Speaker: Lucie Salhany, Paramount Domestic Television  
and Video Programming

Workshops, 1:45 to 3:00 p.m.:

Repeat of Thursday p.m. and Friday a.m. sessions

3:30 to 5:00 p.m.:

Producing Remotes

### Saturday, June 21

Workshops, 8:30 to 10:00 a.m.

(repeated 10:15 to 11:45 a.m.):

Producing Cost-Effective Graphics

Producing for Home Video

Preparing for Post-Production

Producing Stereo

Into the Land of 3D

Testing Your Program Ideas

General Session, Noon to 1:30 p.m.:

Luncheon

Workshops, 1:45 to 3:00 p.m.:

Moving to a Program Director

Selling Your Production Facility

Broadcast TV Meets Business TV

Cost-Effective Producing

Lighting Seminar, 1:45 to 5:30 p.m.:

Innervision Productions/Imero Fiorentino Assoc.

### Sunday, June 22

Rap Sessions, 9:00 to 10:00 a.m.:


Markets 1-50

Markets 51-210

Brunch, 10:15 to 11:45 a.m.:

Iris Hall of Fame Awards; Kukla, Fran and Ollie Show;

Sally Jessy Raphael Show



## AT NEC, WE REALLY KNOW OUR V's AND U's

*A worldwide leader ought to know how to put state-of-the-art television transmitter technology to work. That's why NEC transmitters are installed in over 1400 locations all over the globe. NEC's full line of VHF and UHF transmitters feature high performance exciters, a remarkable 30% reduction in exciter parts (meaning a 50% improvement in MTBF — 30,000 hours). 100% solid state to 10 kW (UHF/VHF); only one tube to 35 kW (VHF), broad power output ranges and a design that accepts stereo — without modification. For transmitter technology that's sure to stimulate your imagination, look to a leader. NEC.*

# NEC

IMAGINE WHAT WE'LL DO FOR YOU

**C&C** COMPUTERS AND COMMUNICATIONS

NEC AMERICA, INC. Broadcast Equipment Division  
130 Martin Lane, Elk Grove Village, IL 60007  
Toll free 1-800-323-6656 In Illinois 312-640-3792

# Improper Channels

By Harry Cole, FCC Counsel

So you think you can speak your piece to any Commissioner (or FCC staff member), any time you want, about anything you want, right? After all, they're government workers—you pay their salary, right? And the First Amendment gives you the absolute right to seek redress of your grievances, right? So when you find yourself in a situation where you think the Washington, DC, bureaucrats could use a little straightening out, you can just give them a call or drop them a line to get things squared away, right? WRONG. As it turns out, there are a number of rigid restrictions on this kind of communication, and if you are not careful, you could get yourself into some hot water fast.

### It's my *ex parte*

The primary restrictions on contacts with FCC personnel are found in the Commission's rules governing "*ex parte* presentations." The term "*ex parte*" is a legalism (as you may have gathered from its distinctive Latin flavor) that means "one-sided." The *ex parte* rules simply require that, in certain types of "restricted" proceedings, one participating party cannot contact decisionmaking people within the Commission to discuss the merits of the proceeding unless all other participating parties are advised of the contact and permitted to throw in their comments as well. The whole idea is rooted in standard notions of fundamental fairness: if the Commission is going to decide a matter, the basis for its decision should be clearly set forth on the record, and all affected parties should be given a fair opportunity to contribute to that record. Conversely, deals cut in private, outside the glare of the public eye, tend to undermine the public's confidence in the fairness of the decision-making process.

Just in case you think this is all just an abstract matter unlikely ever to affect you, we offer an illustration. A couple of years ago, a daytime-only AM licensee in the Midwest filed for a new FM station in its community of license. A competing application was filed by people from outside the community. At the time the AM licensee's application was filed, there was talk of a "daytimer preference" to be awarded to AM daytime-only licensees seeking FM construction permits, but as of that time the Commission had taken no action relative to such a preference. (The daytimer preference has, of course, since been adopted.) One of the AM licensee's owners wrote numerous letters to vari-

ous members of Congress and other elected officials asking for help in the fight against the competing applicant. Her letters included such statements as "[the FCC is] trying to tell me that some fellow from Maryland can apply for a license and take it away from local ownership . . . well, I don't think he should be allowed to take our business away from us . . . so you see, I need help!"

As a result of these efforts, a number of the elected officials and other community representatives sent letters to the Commission on behalf of the AM licensee's FM application. Many of the letters were delivered to Chairman Fowler's office. No copies of the letters were sent to the competing applicant by the AM licensee or by the authors of the letters. Their existence surfaced, however, and an issue was included in the proceeding to determine whether the letters constituted improper *ex parte* contacts. The AM licensee argued that its letters were only intended to secure support for the general proposition of a "daytimer's preference" in FM proceedings. The competing applicant ultimately dismissed its application in return for \$50,000, leaving the AM licensee alone in the proceeding with nothing between it and a grant. Nevertheless, in a decision last February, the presiding administrative law judge denied the AM licensee's FM application because of the *ex parte* communications.

Now admittedly, the facts and circumstances involved in this case were somewhat extreme, and the presiding judge does not seem to have completely believed the AM licensee's story. The bottom line in the case, however, is that an applicant could have secured an FM construction permit. Instead, because of *ex parte* contacts, it lost \$50,000 (paid to its competitor to dismiss its application), had its FM application denied, and has possibly jeopardized its AM license.

With the foregoing in mind, let's take a quick look at the specifics of the *ex parte* rules, so that you can get a sense of what kinds of conduct are acceptable and what kinds aren't. That way, ideally, you won't make the same mistakes that others have made before you.

### Rule review

The following definitions are included in the Commission's rules:

**Presentation:** Any communication going to the merits or outcome of a proceeding.


# THE LITTLE GIANT

## INCREDIBLY POWERFUL COMPACT PRODUCTION SWITCHER WITH SERIAL CONTROL OPTION (FULL EDITOR CONTROL)

The small size of the 6119 is deceiving. The unique panel arrangement of this powerful switcher, allows a "fade up" of the Downstream key over another key, and permits the second fader arm to double as a Master Fade to Black. The fact that the switcher does so much simultaneously, permits a reduction in the number of tape generations during editing sessions. Fewer generations means a higher quality recording. The switcher can "fade in" a downstream matte key over an effect between two inputs, and dissolve the entire combination to a fourth signal.

The 6119 is a powerful compact Production switcher. The second Fader arm doubles from a fade to Black, to a mix from a bordered wipe or key, to another source.

The auto mode produces smooth wipes and mixes which can also be triggered from an editor. (GPI) Standard Feature PRICE \$2690.



The addition of the 6800 stereo audio follow mixer transforms the 6119 into a small **MASTER CONTROL SWITCHER**.

The Patented Test mode allows system timing to be performed easily and rapidly without a vectorscope or waveform monitor. The simplicity of the test mode, encourages its use as a self check, before each production, eliminating surprises in the middle of a "shoot".

The Internal Sync generator has four black burst outputs, and genlock with automatic changeover.

As a **POST-PRODUCTION SWITCHER** the 6119 can be fully controlled from the keyboard of an editor using current protocols. It has a serial input (RS232 or RS422) and has even parallel inputs for certain editors. (This parallel input feature is very cost effective).

### STANDARD FEATURES

- FULL COLORIZER
- BLANKING PROCESSOR
- DOWNSTREAM MATTE KEY
- JOYSTICK POSITIONER
- 4 BLACK BURST OUTPUTS
- TWO FADER ARMS
- BORDERED WIPES
- FADE TO BLACK
- KEY OVER KEY
- AUTOMATIC & MANUAL FADERS
- GENLOCK SYNC GENERATOR
- VARIABLE SOFT EDGES
- 12 PATTERNS
- AUTOMATIC PREVIEW
- TEST MODE

### OPTIONS

- SERIAL EDITOR INTERFACE \$2850.
- RGB CHROMA KEYS/COLOR BARS Model 6045
- INTERCOM Model 6404
- PARALLEL/SERIAL CONVERTER Model 6055 \$750
- AUDIO FOLLOW Model 6800

**CROSSPOINT LATCH CORP.**

95 PROGRESS STREET • UNION, N.J. 07083  
Country Code 1 • (201) 688-1510 • TELEX 132850

**Ex parte presentation:** Any written presentation, made to decisionmaking personnel by another person, which is not served on the parties to the proceeding; or any oral presentation, made to decisionmaking personnel by any other person, without advance notice to the parties to the proceeding and opportunity for them to be present.

**Decisionmaking personnel:** In restricted adjudicatory proceedings, these include the Commissioners and their personal office staffs, the Review Board and its staff, the Administrative Law Judges and their staff, the General Counsel and his/her staff, the Chief Scientist and his/her staff, and the Chief of the Office of Plans and Policy and his/her staff. (In restricted rulemaking proceedings, the list is pretty much the same, although certain Mass Media Bureau officials are included as well.)

**Restricted adjudicative proceeding:** This includes proceedings that are formally designated for hearing (including renewal hearings, comparative hearings, revocations, and the like). Certain proceedings that *may* be designated for hearing are also considered restricted even before designation. For example, if you file an application for a new station, and someone files a petition to deny that application, your application automatically becomes a "restricted adjudicative proceeding" (for purposes of the *ex parte* rules) the day the petition is filed. Similarly, if a competing application is filed, the proceeding becomes restricted on the day the FCC issues a public notice reflecting the filing of the application.

**Restricted rulemaking proceeding:** Any informal rulemaking proceeding that, in the Commission's judgment, involves "competing claims to a valuable privilege." Such proceedings become restricted on the day the notice of proposed rulemaking is issued. Note that even non-restricted informal rulemakings—i.e., proceedings that do not necessarily involve "competing claims to a valuable privilege"—become restricted from the time the Commission issues a notice (commonly referred to as a "Sunshine Agenda") that it is prepared to consider a draft order disposing of the proceeding. It remains restricted until the Commission finally acts on the draft order. Most broadcast-related rulemaking proceedings, including most proceedings involving channel allotments, are nonrestricted informal proceedings.

Bearing the definition of these various terms in mind, let's look at what you can and can't do. In general, *ex parte* presentations are prohibited in all restricted proceedings (whether adjudicative or rulemaking). While there are some very narrow exceptions to this, it is normally best to assume that any presentation you may wish to make to a decisionmaking person is forbidden under the rules (certainly it is best to assume this until you have had an opportunity to consult with knowledgeable communications counsel.) This means

that, before you attempt to contact any decisionmaking personnel, you should first determine whether or not the proceeding about which you wish to contact them is restricted. Some are pretty obvious: comparative proceedings, rulemakings that the FCC has already formally declared to be restricted, etc. Others may not be. For example, if (as was the case in the example described earlier in this article) you are involved in a comparative proceeding, you should be careful not to transgress the *ex parte* rules by filing comments in an unrelated, albeit directly relevant, unrestricted rulemaking proceeding.

A subtlety that apparently escapes some is the fact that the rules will not let you accomplish indirectly that which you cannot accomplish directly. Stated another way, if you cannot make a particular *ex parte* presentation, you cannot ask somebody else (say, your favorite senator or congressman) to do it for you. This is especially important to focus on since elected officials tend to be eager to please their constituents. Thus, if you happen to vent your spleen, in writing, about a particular restricted proceeding to your senator, you should not be surprised if someone in your senator's office upon receipt of your letter, figures the best thing to do is to contact the FCC's Chairman on your behalf. Once the contact with any decisionmaking person is made, the *ex parte* presentation has occurred, and if it is determined that you solicited the contact, it can be held against you. Indeed, that turned out to be the primary problem encountered by the woman in the example described above.

### Approved communication

Notwithstanding all of the foregoing, there are some types of presentations that can be made to decisionmaking persons without fear of violating the *ex parte* rules. These include status checks relative to the substantive matters at issue in such proceedings. Thus, for example, if you are one of several competing applicants for one of the 80 to 90 FM channels, and if, after your application has been on file for 12 to 15 months without any sign of progress, you begin to wonder what has happened to it, you can certainly call the Commission to inquire about its status. But if you do so, you should be very careful to ask only about the status (questions like, "when it is likely to be designated for hearing"), and you should avoid altogether any questions about, say, what your chances of winning might be.

The *ex parte* rules are something of an anomaly. They are intended to guarantee everyone an absolutely equal opportunity to succeed on their own respective merits, with the decision being based solely on matters of record. No one could reasonably quarrel with such a proposition.

As always, if you want further details about the *ex parte* rules or if you have a particular question, contact your communications counsel. **BM/E**



# The Ones to Watch!

IKEGAMI'S BROADCAST & INDUSTRIAL MONITORS:  
WE HAVE WHAT YOU'RE LOOKING FOR

Whether you're looking for broadcast or industrial color or B&W monitors, one look at an Ikegami 9, 10, or 3H series monitor and you'll look no more.

And now everyone can afford to own an Ikegami monitor with prices starting at under \$400 for our new PM9-5, 9" monochrome model.

Ikegami's 9 series high resolution broadcast television monitors utilize In-Line Gun self converging cathode ray tubes with American Standard matched phosphors and are available in a 20, 14 and 10 inch models.

The 10 series resolution broadcast television monitors utilize Delta-Gun tubes to achieve maximum brightness and exceptional convergence and are available in 20 and 14 inch versions.

The 3H series high resolution broadcast television monitors feature high quality monochrome displays suitable for sophisticated broadcast studio applications. Available in 9, 14, single and dual 9 inch monitors.

For a complete demonstration of Ikegami monitors and cameras, contact us or visit your local Ikegami dealer.




Prices Start At Under \$400

## Ikegami®

Ikegami Electronics (USA), Inc. 37 Brook Avenue Maywood, NJ 07607

East Coast: (201) 368-9171 West Coast: (213) 534-0050 Southeast: (813) 884-2046 Southwest: (214) 233-2844 Midwest: (312) 834-9774  
Circle 171 on Reader Service Card

## New Equipment




### PAL Video Corrector from ICM

The VC-2000P PAL Video Corrector from ICM can be used for half-inch and 3/4-inch videotape editing and duplicating. Automatic regeneration of all synchronizing signals will correct many picture instabilities such as jitter, bending, and rolling.

Video, color, and black level adjustment allow precise control over picture values and permit scene-to-scene matching. A separate control gives a professional fade-to-black. Image enhancement and noise reduction controls provide dramatic picture improvement and aid in preventing tape duplicate generation loss.

Additional features include zebra stripe video level indicator, built-in distribution amps (four video and four stereo audio outputs), and rackmounting hardware. A "Bypass-Operate" switch allows instant comparison of processed and unprocessed signals. A "Stabilize" switch automatically removes copyguard encoding when activated, and an "Indicate" switch activates a zebra stripe 100 percent peak video indicator.

*Circle 250 on Reader Service Card*



### Anchor Audio has Powered Speaker

The AN-1400, new from Anchor Audio, is a powered speaker that fits into a Tektronics side-by-side rack.


The unit has a 50 W power MOSFET amplifier and a dc servo bias control. It features a 600 ohm transformer isolated, balanced XLR input, a front-mounted headphone jack with speaker interrupt, and is designed not to create interference with nearby waveform or video monitors.

Frequency response is 70 Hz to 14 kHz,  $\pm 4$  dB. Total harmonic distortion is less than 0.15 percent (at rated power) from 40 kHz to 15 kHz. Maximum SPL at one meter is 100 dB. The AN-1400 input and equalization stages use the latest low

noise, high slew rate and ultra-low distortion OP-amps.

Other features of the AN-1400 include high thermal stability, wide power bandwidth, and virtually immeasurable distortion within the audible frequency range.

*Circle 251 on Reader Service Card*



### For-A Video Mixer

For-A has announced the availability of the CVM-500 component post-production video switcher, which permits a full range of professional functions and special effects to be implemented with component signal processing.

The CVM-500, which features six inputs plus black and color background, reduces edge noise to an absolute minimum during keying, matting, and addition of wipe effects. A high-resolution picture is possible at all times because of component VTR and component camera inputs that require no decoding or encoding prior to processing.

The unit is suited for multiple source editing, graphics and character generator insertion, mix effects between sources, title and graphics coloring, background generation, and downstream keying. One of its most important features relates to chromakeying. Since outputs from component processing VTRs can be used as key sources with the CVM-500 switcher, better transition edges are achieved than are possible using a decoded NTSC VTR source as is the case with composite switcher interfaces.

The unit, which is priced at \$17,900, can be used with two new For-A options: the EXKEY component chromakey (CCK-500), and the EXTROL effects memory and editor interface with 40 register memory.

*Circle 252 on Reader Service Card*

### Ron Schiller CD Software

Ron Schiller Associates has introduced CD music cataloging and on-air player software that can control and access "off the shelf" CDs.

The CD Filer System works with Phillips LHM 2000 and Sony CDP 3000 professional CD players

# For every 10 newsrooms that have computerized, 7 chose Basys.\*

A few of our customers include:

---

ABC Radio ▼ ABC Television ▼ Anglia Television ▼ American Forces Network

---

BBC ▼ BCNZ ▼ Channel Television ▼ Channel Four Network News

---

CNN ▼ CNN Headline News ▼ Figaro ▼ ITN ▼ NBC Radio

---

MacNeil/Lehrer Newshour ▼ NBC Television ▼ RAI

---

WOR ▼ WINS ▼ WMAQ ▼ KRON ▼ KYUU

---

KSAN ▼ WFAA ▼ KDAF ▼ KIKK ▼ WKYC

---

WJZ ▼ WTHI ▼ KTVY ▼ WTAR/WLTY

---

BTQ7 ▼ RVN2 ▼ AMV4 ▼ 2GB


---

3AW ▼ 4BH ▼ 5DN

---

4AY ▼ 2WL ▼ 2CA

## Find out why.



One of *many* reasons is that Basys™ is so easy to use.

Our customers have found the Basys newsroom computer system to be surprisingly easy to use, because it does exactly what they already do—only faster.

Basys was designed by newsroom professionals to operate with simple commands in plain English. No one on the newsroom team has to learn complex code commands. Perhaps that's why broadcasters find the average time to train on a Basys system to be so short.

\*Based on the best available public information as of February 1, 1986.  
Trademark: Basys—Basys, Inc.

For *all* of the reasons, call to qualify for our free demonstration video.

**1-800-847-0633**

(In CA: 1-800-332-2245) Dept. B11

BASYS, INC.  
900 Stierlin Road  
Mountain View  
CA 94043

## New Equipment

with a computer interface option. It allows for the entering of data and the creation of customized database files, as well as the sequencing and random access of discs.

Circle 253 on Reader Service Card



### Belar Stereo TV Monitors

Two new stereo TV aural monitors have been introduced by Belar Electronics Lab.

The TVM-210 BTSC Reference Monitor is designed to operate in conjunction with the Belar TVM-100 TV Aural Monitor or other precision wideband demodulators. It can be used for set-up, test, and measurement of stereo TV systems and provides accurately decoded left and right channel outputs. Two auto-ranging VU meters allow measurement of total modulation, channel separation, S/N, L+R and L-R modulation pilot level, and 2 H rejection level.

The TVM-220 BTSC Program Monitor, used with the TVM-210, provides full-time monitoring of L+R and composite signal modulation levels. Both functions include digitally selectable peak indicators along with fixed 100 percent peak modulation indicators.

Circle 254 on Reader Service Card

### Cassette Mixer from Fostex Multitrack

Fostex Corp. has introduced a new multitrack cassette/mixer that features six inputs and an independent stereo buss. Model 260 has four mic or line inputs and two additional line inputs for tape returns or for stereo effects returns during mixdown. In addition, each channel features a straight-line fader, mute button, trim control over a 50 dB range, parametric EQ, track assign direct or to the independent buss, two aux send controls, and monmix pan and gain controls.

Other features include switchable LED bar graph meters, automatic monitor switching, automatic stop with two-position memory, and top-panel patch points.

Model 260 operates at a tape speed of 3 3/4 ips and retails for \$995.

Circle 255 on Reader Service Card

## With our Automatic Remote Control System your transmitter – and your personnel – will operate with increased efficiency

Have you ever wondered if your night operator will remember . . . to switch patterns at sunrise? . . . to periodically check critical levels? . . . the correct transmitter restart sequence? You'll never have to worry if Potomac Instruments' RC16+ is on the job. Because it'll do all these tasks for you. Plus a lot more. Automatically.

With its microprocessor based control logic, the basic RC16+ provides 16 telemetry channels with automatic out-of-tolerance alarms and remote raise/lower controls;

plus 16 status channels. The automatic functions — pattern shift, transmitter restart, power control — are pre-programmed in accordance with station license requirements and controlled with an accurate master clock.

The RC16+ is also expandable. In 16 channel increments, up to a total of 64 channels. With the remote video display option your chief engineer can get a detailed readout of all measured parameters. It's updated every 30 seconds and connects to any standard telephone. The optional plug-in automatic logger provides a permanent record of all transmitter activity. Log intervals, sequence, and alarm flags are user-selectable.

And, best of all, the RC16+ is cost effective. No other unit on the market offers these features and capabilities at this low price.

Basic System . . . . .	\$4,995.00
Additional 16 Channels . . . . .	1,865.00
Plug-In Automatic Logger . . . . .	2,499.00
Remote Video Display Unit . . . . .	650.00

# POTOMAC INSTRUMENTS

932 PHILADELPHIA AVE. SILVER SPRING, MD 20910  
(301) 589-2662

Circle 172 on Reader Service Card



# Best Show on Wheels. The New Video 20 Pedestal System.

When you and your EFP camera are on the go, get maximum portability plus studio comfort with the Video 20 Pedestal System from Sachtler. A pneumatically supported center column with its pressurized balance system provides multiple load capabilities for smooth and precise on air movement. The steerable dolly assures equally smooth and precise tracking. Also, the Video 20 Pedestal can be combined with the Sachtler Semi-Dolly or used as a stable, stationary unit. For light-weight portability and professional results, the Video 20 Pedestal System proves itself a champion in action. Everywhere. Every time. Of course all Video 20 Pedestal System combinations come with Sachtler's guaranteed leakproof fluid heads for the ultimate in smooth, precise shooting.

That's what we are known for. World-wide. For detailed information, please contact us.

**Sachtler. The System.**




**Sachtler Corp.**  
400 Oser Avenue  
Hauppauge N. Y. 11788  
Phone (516) 231-0033

**3316 W. Victory Blvd.**  
Burbank, CA 91505  
Phone (818) 845-4446

Sachtler GmbH Dieselstr. 16,  
D-8046 Garching/München,  
West Germany


Circle 173 on Reader Service Card



## Business Briefs

The Burbank Studios have placed an order for 60 CTR-501 wireless microphones with Micron Audio products of Valhalla, NY. This new order will bring the number of CTR-150s at the Burbank Studios up to about 150. . . . The Grass Valley Group of Grass Valley, CA, has just received its largest order to date for its TEN-X 10X1 routing switcher from the Andrew Corp. The switchers, which utilize an RS-232 serial interface to switch video and stereo audio, will be used at major television network affiliates. . . . New York's Windsor Total Video Co. has just had a new "Paintbox Room" installed by Forecast Installations of Great Neck, NY. The new room exemplifies Windsor's involvement with production graphics.

Fairbanks Communications' W. Palm Beach, FL, radio stations WJNO and WRMF have recently purchased a copy of Data Communications Corp.'s BIAS News Room automation software. . . . Buffalo, NY's NBC affiliate WGRZ has announced the recent acquisition of the Odetics TCS2000 Cart System for automated studio broadcast. The M format machine will be delivered to Buffalo right after the Dallas NAB. . . . Resolution Video, Audio and Film of Burlington, VT, has announced its purchase of 200 Revox B215 cassette decks and its intent to purchase another 200 additional units within the year. . . . With the recent installation of a Rank Cintel Mark III Flying Spot Telecine, Allied Film & Video's facility in Orlando, FL, can now make film-to-videotape transfers. Now, according to manager Jim Caron, the Florida facility is the only one in the Southeast that can process negative film and transfer film to video in one location. . . . Scientific-Atlanta, Inc., has announced the installation of a major addition to the up- and downlink system at the Group W Satellite Communications (GWSC) facility in Stamford, CT. The addition is the result of several long-term contracts recently awarded to GWSC, including a



**Rotoscoping, frame-by-frame animation,** and an effects hybrid of Editel/Chicago's Paintbox and Bosch FGS 4000 computer animation were all used to achieve the futuristic video effects in this still from a Scotch-brand magnetic and videotape cassette commercial. Produced at Editel/Chicago, the spot required a custom Bosch object program to coordinate the animation techniques used.

multiple channel agreement with CBS. . . . As it commemorated the pressing of its ten-millionth compact disc, Digital Audio Disc Corp. of Terre Haute, IN, released plans to increase its pressing capacity by 200 percent over the next two years. . . . A new audio suite is under construction at Boston's Videocraft Productions. The new suite will include 24-track recording equipment and mix-to-pix capabilities.

The ALTA Group, San Jose, CA, has appointed four Canadian distributors to market its Pyxis digital video production system. The distribution firms are Matrix Professional Video Systems of Vancouver, BC; Western Cinevision, Ltd., of Calgary, AB; Videoscope, Ltd., of Toronto; and Tele Syn of Montreal. . . . Kathrein professional land mobile antennas will now be distributed in the U.S. by Scala Electronics of Medford, OR. The European Kathrein products will be integrated with Scala's own line of antenna products. . . . An agreement has been announced between Anixter Communications, Inc., of

Skokie, IL, and the Jerrold Division of General Instrument Corp. The agreement gives Anixter nationwide distribution of Jerrold's new VCR switching device. . . . Cromemco Inc., Mountain View, CA, and ColorGraphics Systems, Inc., Madison, WI, have reached an agreement to jointly market the ArtStarII graphic production system. . . . The formation of a joint venture has been announced between Varian Associates, Inc., Palo Alto, CA, and Richardson Electronics, Ltd., Franklin Park, IL. The two organizations intend to jointly handle the distribution of certain types of electron tubes in worldwide markets. . . . An OEM agreement has been signed between Lazerus Productions of Berkeley, CA, and Artronics, Inc., of S. Plainfield, NJ. Lazerus will now increase the power and speed of Artronics' Columbus 3D modeling system.

The Color Graphic System, a 3D animation and paint system from Symbolics, Inc., of Cambridge, MA, is now available at the company's new New York office.



**WHEN IT'S TIME TO INVEST** in routing switchers or distribution amplifiers, look no further than Videotek. Our terminal equipment line, diverse enough to satisfy your specific needs, offers the built-in Performance you demand, and the field-proven Reliability and Delivery-in-Days you expect from Videotek . . . all at a price that will make you relax. Everything considered, your choice is easy.



243 Shoemaker Road, Pottstown, PA 19464, (215) 327-2292, TWX 710-653-0125, 9625 North 21st Drive, Phoenix, AZ 85021, (602) 997-7523, TWX 910-951-0621.

©Videotek - 1986

Circle 174 on Reader Service Card

# Advertisers Index

Manufacturer	Circle No.	Page No.	Manufacturer	Circle No.	Page No.	Manufacturer	Circle No.	Page No.
Abekas Video Systems	119	31	Harris Corporation	139	60	P.T.S.I.	160	92
AEG	113	19	Harris Corporation	150	77	PESA Electronica, S.A.	156	87
AKG Acoustics	—	18	Ikegami Electronics (USA), Inc.	114	20-21	Quantel	125	40
Alpha Audio	164	96	Ikegami Electronics (USA), Inc.	171	103	Quanta Corporation	117	29
Ampex Corp./AVSD	126	43	Integrated Technologies, Inc.	124	37	Sachtler Corp.	173	107
Ampex Corp./MTD	131	48	Jampro Antennas Inc.	158	90	Schiller, Ron	110	16
Audio Technica, U.S.	151	78	U.S. JVC Industries, Inc.	111	17	Schneider	136	55
Auditronics Inc.	138	58	LaBlanc and Dick Communications	153	80	Sennheiser Electronic Corp.	162	93
Barco Industries, Inc.	115	22	Leitch Video Ltd.	157	89	Shintron Company	121	32
Basys	—	105	Lenco Electronics	132	51	Shure Brothers	141	64
Belar Electronics	165	96	3M Professional Audio/Video	—	38-39	Solid State Logic Ltd.	—	71
Camera Mart, Inc., The	103	5	Maxwell Corp. of America	155	84	Sony Broadcast Products Co.	—	2-3
Canon USA, Inc.	159	91	Microdyne Corp.	154	83	Sony Pro Audio	142	65
Circuit Research Labs	145	68	Microtime	166	97	Sony Tape Sales Co.	147	72
Circuit Research Labs	145	68	Midwest Corporation	107	13	Stantron/Unit of Zero Corp.	129	46
Colorgraphics	116	27	Mitsubishi Pro Audio Group	105	8	Studer Revox America	100	C-2
Comark Communications	106	11	Moseley Associates	109	15	Techron Industrial Products	108	14
Continental Electronics, a Division of Varian Associates, Inc.	161	93	NEC America, Inc.	167	98	Telex Communications	102	4
Crosspoint Latch	169	101	NEC America, Inc.	168	99	Telex Communications	144	67
Crown International	143	66	Orban Associates	149	76	Time & Frequency Technology	152	79
Delta Electronics	140	63	Otari Corporation	146	75	Total Spectrum Mfg.	134	53
Digital Video Systems	127	44	Paco Electronics U.S.A., Inc.	118	30	Utah Scientific	128	45
Eastman Kodak Co.	163	94	Peck Equipment Co.	148	74	Videotek	174	109
Fidelipac Corp.	101	1	Potomac Instruments	172	106	Ward-Beck Systems	—	C-4
Fuji Photo Film	—	6-7				Wheatstone Corp.	175	C-3
Fortel, Inc.	130	47				Winsted Corporation	120	32
Graham-Patten Systems	135	54				Yamaha Intl. Corp.	137	56-57

## SALES OFFICES

295 Madison Ave. New York, New York 10017 Telex: 64-4001  
William McGorry, Publisher

### Eastern States

295 Madison Avenue  
New York, New York 10017  
212-685-5320  
Telex: 64-4001  
**James C. Maywalt**  
**Tom Joyner**

### Central States

980 North Michigan Avenue  
Suite 61, 14th Floor  
Chicago, IL 60611  
(312) 664-0572  
**Gene Kinsella**

### Western States

19411 Sierra Noche Road  
Suite One  
Irvine, CA 92715  
(714) 854-1922  
**Wally Gilbert**

### Europe

33A Station Road  
North Harrow  
Middlesex HA2 7SU England  
(01) 427 9000  
Telex: 21289  
**Ric Bessford**

### Japan/Far East

IPO Box 5362  
Tokyo 100-31 Japan  
(03) 405 5118  
Telex: 02423928  
**K. Yamamoto**  
**Y. Yozaki**



---

# Multiple Choice:

---

## What do you need in an audio console?

Every application is different; what are your requirements? Should the input section be stereo or mono, mic or line? What kind of outputs and subgrouping do you need? Is a matrix mix important? Do you require mix-minus capabilities? What about metering, timers, tape remotes, mainframes, future expansion?



TV-80 Television Master

So whatever your application, stereo or multi-track production, television master control, on-air, video edit, or mobile installation, consult WHEATSTONE.



3224 Multi-Track



A-500 Radio  
On-Air

WHEATSTONE consoles give you all the choices. Our sales engineers listen to your requirements, then work with you and plan your console from the first module to the last VU meter. The result is custom-configured equipment built specifically to your needs.

The truth is, there's only one choice when specifying broadcast equipment: **QUALITY**. There's simply no room in broadcast for cutting corners; when you're on-the-air the phrase "Time is Money" takes on real meaning.

SP-5 Stereo  
Production



**QUALITY**  
*There's No Better  
Choice.*

---

 Wheatstone Corporation

---

5 Collins Road, Bethany, CT. 06525 (203-393-0887)

Circle 175 on Reader Service Card

# Ward-Beck's South Pacific

Across the South Pacific, from Australia to Hawaii, from New Zealand to Fiji, Ward-Beck is as much a part of the broadcasting scene as in North America. Here, in a state-of-the-art stereo studio at 2MMM, Sydney, a Ward-Beck R2000 custom console is set against the magnificent backdrop of Bondi Beach.

Ward-Beck... on top of the world, any way you look at it!



**WBS**

First by Design.

Ward-Beck Systems Ltd.,  
841 Progress Avenue, Scarborough,  
Ontario, Canada M1H 2X4.  
Tel: (416) 438-6550.  
Tlx: 065-25399.

