

Broadcast Engineering®

SEPTEMBER 2009

www.broadcastengineering.com

Celebrating 50 years of excellence

LOUDNESS CONTROL

Start with an industry standard



ALSO INSIDE:

FIBER OPTICS

A solutions tutorial

MONITORING IP NETWORKS

Define the need, and then select the tools

CAMERA SENSORS

Comparing CCD and CMOS imagers

VIDEO COMPRESSION

Get MPEG-2 and AVC to coexist



in a field of its own



Shown with optional wireless mic receiver.

If you dream of shooting 10-bit 4:2:2 master quality but believe you can't afford it, the new AG-HPX300 P2 HD camcorder changes your dreams into reality. With a \$10,700 list price, the HPX300 is the world's first affordable 10-bit 4:2:2 camcorder. And there's nothing even close. With a standard 17X interchangeable lens and newly-developed three 1/3" 2.2 megapixel 3-MOS imagers, you can record 1080 and 720 HD as well as SD content using master-quality AVC-Intra, DVCPRO HD, DVCPRO50, DVCPRO and DV compression — all with the benefit of P2's faster, independent frame, file-based workflow. As rich in creative features as it is in style, the HPX300's innovative, low profile, shoulder-mount design lets you shoot freely through a beautiful, master-quality world. It's no longer a dream. The HPX300 is here.

Visit www.panasonic.com/p2hd.

when it counts

Panasonic ideas for life



© 2009 Panasonic Broadcast

11:44:28



Big news. Bigger savings.

Avid HD news will save you money.

Explore 10 ways to boost your bottom-line at avid.com/HDvalue

© 2009 Avid Technology, Inc. All rights reserved. Avid and the Avid logo are trademarks or registered trademarks of Avid Technology, Inc. in the United States and/or other countries. All other trademarks are the property of their respective owners.



BroadcastEngineering®

FEATURES

50 Loudness control

An industry standard is needed to measure audio.

62 Fiber optics

New 1.5Gb/s and 3Gb/s video bandwidth requirements are driving broadcasters to embrace fiber.

BEYOND THE HEADLINES

DOWNLOAD

12 TV facilities go green

Saving Mother Earth can be good for the pocketbook.

FCC UPDATE

18 Now accepting apps

The FCC is taking applications for new and major change LPTV and translator stations.

DIGITAL HANDBOOK

TRANSITION TO DIGITAL

20 Implementing MPEG-4

MPEG-4 can work with VBR encoding and multiplexing to offer more options for program delivery.

COMPUTERS AND NETWORKS

26 Network monitoring

First determine the broadcast facility's needs for monitoring, and then find the proper tools to do so.

PRODUCTION CLIPS


30 CCDs vs. CMOS

It's a battle of the bands for supremacy.

continued on page 6




50



ON THE COVER:

We are moving toward a situation where broadcast ingest, playout and distribution facilities will face mandatory requirements to implement loudness-based audio control solutions.


62



Blackmagicdesign



**NEW 4:4:4
MODEL!**



NOW FOR CS4!

New DeckLink HD Extreme has Dual Link 4:4:4/4:2:2 SDI, HDMI and analog connections in SD, HD and 2K!



The new DeckLink HD Extreme is the world's most advanced capture card! With a huge range of video and audio connections plus a hardware down converter, and Dual Link 4:4:4/4:2:2 3 Gb/s SDI, advanced editing systems for Microsoft Windows™ and Apple Mac OS X™ are now even more affordable!

Connect to any Deck, Camera or Monitor

DeckLink HD Extreme is the only capture card that features Dual Link 3 Gb/s SDI, HDMI, component analog, NTSC, PAL and S-Video for capture and playback in SD, HD or 2K. Also included is 2 ch XLR AES/EBU audio and 2 ch balanced XLR analog audio. Connect to HDCAM SR, HDCAM, Digital Betacam, Betacam SP, HDV cameras, big-screen TVs and more.

Hardware Down Conversion

If you've ever wanted to monitor in both HD and SD while you work, then you'll love the built in high quality down converter. Use the Dual Link SDI outputs as a simultaneous HD and SD output, or you can switch back to Dual Link 4:4:4 when working in the highest quality RGB workflows. Select between letterbox, anamorphic 16:9 and even center cut 4:3 down conversion styles!



Advanced 3 Gb/s SDI Technology

With exciting new 3 Gb/s SDI connections, DeckLink HD Extreme allows twice the SDI data rate of normal HD-SDI, while also connecting to all your HD-SDI and SD-SDI equipment. Use 3 Gb/s SDI for 2K and edit your latest feature film using real time 2048 x 1556 2K resolution capture and playback!

Microsoft Windows™ or Apple Mac OS X™

DeckLink HD Extreme is fully compatible with Apple Final Cut Pro™, Adobe Premiere Pro™, Adobe After Effects™, Adobe Photoshop™, Fusion™ and any DirectShow™ or QuickTime™ based software. DeckLink HD Extreme instantly switches between feature film resolution 2K, 1080HD, 720HD, NTSC and PAL for worldwide compatibility.



DeckLink HD Extreme
\$995

Learn more today at www.blackmagic-design.com

SYSTEMS INTEGRATION

INFRASTRUCTURE SOLUTIONS

- 34 Web video scalability**
Scaling Internet video creates a seamless experience for the end user.

DIGITAL TUTORIAL

- 42 Video compression in transition**
MPEG-2 and AVC can coexist in modern facilities.

NEW PRODUCTS & REVIEWS

APPLIED TECHNOLOGIES

- 70 EEG's HD480**

TECHNOLOGY IN TRANSITION

- 72 Metadata**
As metadata itself becomes more ubiquitous, the bits behind it are more complex.

NEW PRODUCTS

- 74 Calrec Audio's Artemis and more...**

DEPARTMENTS

- 8 EDITORIAL**
- 10 FEEDBACK**
- 84 CLASSIFIEDS**
- 85 ADVERTISERS INDEX**
- 86 EOM**

SEE IT ONLINE!

Check out videos of the hottest products introduced at IBC2009.

Learn more at <http://broadcastengineering.com/video>

LATEST NEWS!

Nielsen, the TV ratings service, estimates that there will be 114.9 million U.S. TV households for the upcoming 2009-2010 TV season, the smallest increase in the last 10 years.

Learn more at www.broadcastengineering.com

70 EEG HD480 at 100.200.200.65
[Metadata](#) [Terminal](#) [Clone](#) [Startup Settings](#) [iCap](#) [AFD Manuals](#)

AFD Web-based Configuration

Settings Saved

Enable Input From

Protocol	Enabled	Status
Network Automation Protocol	<input checked="" type="checkbox"/>	Current Source PRESET
Upstream VANC Packet	<input checked="" type="checkbox"/>	AFD 1001
Upstream XDS Packet	<input checked="" type="checkbox"/>	
XDS Priority over VANC	<input type="checkbox"/>	
Preset Default	<input checked="" type="checkbox"/>	

Enable Output On

VANC Packet

VANC Line

XDS Packet

XDS Packet ID (D01-D7F)

Data Continuity

Hold Delay (in frames)

VANC

XDS

Preset Default

AFD Code

Pillarbox 4:3 image, horizontally centered.

Add Code Swap Rules

(Swap rules take effect immediately)

Incoming Code Switch To

Incoming Code	Output Code	Click to Remove
0000	1001	<input type="button" value="Remove"/>
0101	1001	<input type="button" value="Remove"/>
0111	1001	<input type="button" value="Remove"/>
0110	0100	<input type="button" value="Remove"/>



Beauty on the outside. Beast on the inside.



It's easy to be enticed by the alluring good looks of the Niagara® 7500 – the newest HD streaming solution from ViewCast. On the outside, its sleek, innovative design and responsive touch-control interface will excite you. Its brilliant high-resolution HD display will dazzle you. But on the inside, it's a beast.

The Niagara 7500 devours your HD video and easily transforms it into high-quality streams for delivery to IP and mobile networks. Its powerful video pre-processing features streamline and simplify your workflow. Inverse telecine, closed caption extraction and rendering, de-interlacing, scaling, cropping and bitmap overlay are just a few of its standard features.

You can switch on-the-fly between HD or SD video, and with ViewCast's SimulStream® technology, you've got the power to stream simultaneously in multiple formats, bit rates and resolutions from a single SDI video source.

The Niagara 7500 from ViewCast. Beauty on the outside... a beast on the inside.

Speak with one of our streaming experts today at **800-540-4119**, or visit us on the Web at viewcast.com to learn more.

The ViewCast logo features the brand name in a bold, white, sans-serif font. Above the letters 'i' and 'a' in 'Cast' are three curved, blue lines that suggest motion or a signal. The registered trademark symbol (®) is positioned to the upper right of the 't'.


USA 800.540.4119 | Europe, Middle East, Africa +44 1256 345610

©2009 ViewCast Corporation. All rights reserved. Osprey®, Niagara®, and Niagara SCX® (and design)™ are registered trademarks of ViewCast Corporation, 3701 W. Plano Parkway Suite 300 Plano, TX 75075. Product specifications subject to change without notice.

Mobile TV is for the young

I recently had the pleasure of spending about a week with my young adult niece as she visited me between college semesters. The visit turned out to be the perfect opportunity to learn how young people interact with technology. I was quickly surprised at the extent to which she was engaged with, knowledgeable about and reliant on portable devices and the media they held.

Over three days, I watched her replace her cell phone with a new one and then forge headlong into the upgrade and transfer process of moving her contacts, calendar, music and videos from the old phone to the new one. In addition, she replaced her broken laptop with a new one



and moved the required content between them. Even for this geek, I was impressed with this young person's skill and familiarity with new technology and the tenacity to organize her information and entertainment on portable devices exactly as she wanted it.

This personal observation was the perfect sidebar to some research I've been doing on the use of mobile devices and Internet delivery of content.

The Pew Research Center recently concluded a project that examines how mobile access is changing the way people consume entertainment. Overall, 56 percent of American adults surveyed say they have connected to the Internet with a wireless device; 19 percent say they do so on a daily basis. That is a 73 percent increase since December 2007.

Thirty-nine percent of the adults surveyed have what could be called a symbiotic relationship with their portable devices. My niece was certainly a testament to that statistic. These young people have pushed beyond the wired and locked-down desktop experience and now embrace on-the-go connectivity. These folks expect to send and receive voice and text messages as well as entertainment at any time, in any place. My niece carried her new cell phone wherever she went, even within the house. I doubt she was ever out of earshot from her new phone — and her connected friends.

The research firm MediaCT says that between September 2008 and April 2009, the percent of users watching long-form streaming video (TV shows) doubled. The firm's study, MOTION, shows that 51 percent of Internet users between 18 and 24 have watched at least one TV show in the previous 30 days. That's up from 18 percent last September.

A Yahoo! survey shows that Internet video consumption peaks twice per day, between noon and 3 p.m. and again between 9 p.m. and 1 a.m. Echoing these numbers is a QUALCOMM study showing that mobile TV viewing spikes in the 1 p.m.-2 p.m. time slot. The company says an average daily viewer spends 30 minutes watching its FLO TV. Nielsen says 13 million wireless viewers are watching television on mobile devices. That's a 52 percent increase from last year.

So, why should you care? These statistics and observations of my niece's use of technology confirm to me that broadcasters have a limited window of opportunity to build themselves a niche in the mobile and Internet video space. Young audiences aren't going to wait for us to get our collective act together. These people will demand that media be delivered on their terms, on their schedules and on their selected portable devices. If broadcasters fail to provide content on those terms, they do so at great financial peril.

BE

Broad Drib

EDITORIAL DIRECTOR

Send comments to: editor@broadcastengineering.com

VERTIGO

XMEDIASUITE



Rethink graphics operating costs

There's a lot of talk about operating cost reduction. However, our Vertigo Xmedia Suite graphics automation has a proven track record of delivering big savings. So, whether you're considering a centralized news graphics system, or more streamlined branding and promo generation, you'll find that we're happy to talk real numbers. It's time to rethink what's possible.



Rethink what's possible

www.miranda.com/xmedia



VHF allocations

Dear Harry Martin:

I'm writing to ask a question about a statement in your August 2009 FCC Update column, "Cross-country moves." You stated in the background paragraph that the FCC never allocated commercial VHF channels to New Jersey or Delaware. Did I miss something growing up in Delaware?

WDEL-TV started on Channel 7 in 1949 and later moved to Channel 12 in 1951. Its studios were (and buildings still are) on Shipley Road. It was a DuMont affiliate. I seem to remember that it was owned by Steinman Broadcasting, and later by Storer Broadcasting. I think the station went dark in the late 1950's, soon after the network shut down. At some point, the Channel 12

assignment was changed to non-commercial and co-licensed to Wilmington-Philadelphia, at which time the non-commercial broadcaster in Philadelphia (on Channel 35) asked the FCC for permission to move down to Channel 12. I think it was in 1963 that permission was granted by the FCC.

I'm sorry to be hazy on some of the details, but a quick Web search should confirm most of my memories.

I look forward to seeing more from you in *Broadcast Engineering*!

Cliff Schultz

Senior editor

Center City Film & Video

Philadelphia, PA

Harry Martin responds:

Section 331(a) of the Communications Act was passed in 1982. It provides that the FCC will, upon notification by an interested station, reallocate a VHF commercial TV station to a state that has none at the time of the request without regard other provisions of law. As of 2009, when the notifications were filed to allocate Channel 2 from Jackson, WY, to Wilmington, DE, there were no commercial VHF allocations to Wilmington.

The Channel 7 allotment to Wilmington in the 1940's is news to me. I am a bit of a neophyte, having been born only in 1945.

Splicing MPEG

Dear John Luff:

I was reading your "Splicing MPEG" article online at http://broadcastengineering.com/infrastructure/broadcasting_splicing_mpeg/, and I had a question. Say we have an MPEG-2 transport stream that is transmitted over wire — say MPGA. Is it possible to have another MPEG-2 transport stream (MPGB) to be spliced along with MPGA

without having to uncompress the same? I want something like MPGA.1 MPGB.1 MPGA.2 MPGB.2 MPGA.3 to be transmitted, considering that MPGA has three splice points and MPGB has two splice points.

Jacob Jose Neroth
National Game Village
Bangalore

John Luff responds:

What you describe is precisely the intent of MPEG splicers. If the out-

put stream can be variable bit rate, the bit rate of the two input streams does not matter. If, on the other hand, the inputs are different but the output must be constant bit rate, a transrating operation may be necessary in the process of splicing the two disparate streams into one.

Such a problem is often likely when a spot is dropped into a pre-existing stream, where the "hole" is a fixed and deterministic number of bits, and the spot must fit precisely. In part, this can be done by eliminating or adding nul packets (packets with no useful data that simply stuff the stream to match the intended bit rate) to make the splice a bit simpler to achieve. Lining up the GOP structure is the other critical part of the operation. And, of course, the integrity of the tables must be maintained.

Long-GOP editing

Dear Steve Mullen:

I read your "Long-GOP editing" article in the July 2009 issue and had a question. You mentioned that it is a good idea to edit natively in the long-GOP format and only convert on playback or output, etc. You also mentioned that you can send your material to Apple's color program in GOP format but that it will send it back to Final Cut Pro in ProRes. At that point, how do you integrate your color-corrected shots back into your sequence, seeing as they will now be in the ProRes codec as opposed to the long-GOP format you have been natively editing in?

Gabe Haggard
Post production coordinator
Santa Monica, CA

Steve Mullen responds:

Great question! Final Cut Pro 6, or higher, can mix long-GOP MPEG-2 and ProRes 422 in the same timeline. Not only does this feature allow you to "round-trip" to/from color, but also it enables you to render a complex MPEG-2 segment so it will play smoothly at full speed.

Imagination to Creation

www.for-a.com

- Head Office (Japan)
Tel: +81 (0)3-3446-3936
- USA Western (CA)
Tel: +1 714-894-3311
- USA Eastern & Midwest (NJ)
Tel: +1 201-944-1120
- USA Southern (FL)
Tel: +1 352-371-1505
- Latin America & Caribbean (FL)
Tel: +1 305-931-1700
- Canada (Toronto)
Tel: +1 416-977-0343
- UK (London)
Tel: +44 (0)20-8391-7979
- Italy (Milan)
Tel: +39 02-254-3635/6
- Korea (Seoul)
Tel: +82 (0)2-2637-0761
- China (Beijing)
Tel: +86 (0)10-5170-9870

FOR.A[®]
INNOVATIONS IN VIDEO
and AUDIO TECHNOLOGY



HVS-300HS: The New Standard in Small HD/SD Switchers!

Unrivalled Features, Unequalled Cost Performance

- Very compact main unit (1RU high)
- 4 types of control panels: standard panel, front panel, remote panel, and control GUI
- HD/SD-SDI 4 input/4 output standard, Max. 12 input/8 output
- Frame sync, re-sizing engine, and Proc Amp on each input
- Variety of I/O options: HD/SD-SDI, DVI-D, VGA, HD/SD analog component, and analog composite
- Built-in 16-split multiviewer, supporting 4, 10 or 16-split view with tally and title display
- Up-stream Keyer (with Chroma Key) and DSK both with 2D DVE
- Dual Picture-in-Picture function
- Various 2D and 3D DVE transitions
- Over 100 wipe patterns
- Two channels of still stores
- ANC data pass through
- Aux remote control (option)



Main Unit with HVS-300U Remote Panel



Main Unit with HVS-300FP Front Panel



Main Unit with HVS-300U Operation Unit

Now FOR.A offers a complete line of switchers from our affordable 1M/E up to our new 3Gbps ready 4M/E model

TV facilities go green

Saving Mother Earth can be good for the pocketbook.

BY ANGELA SNELL

A recent report developed by the BPM Forum (an organization that helps advance the understanding of business performance management techniques, technologies and processes in global enterprises), in conjunction with server and storage manufacturer Rackable Systems and Intel, said that 99 percent of people think it's important for the media and entertainment industry to reduce its carbon footprint.

Going green is good for the environment, but it's also a way for broadcasters to save money in the long term. And, in this economy, pinching every penny can help you keep your job. This article will explore ways that broadcasters can go green, looking at it from three perspectives: a broadcaster, manufacturer and systems integrator.

NBCU is eco-friendly

Over the past few years, NBCU has taken a three-step initiative to improve energy efficiency while at the same time reducing costs and streamlining operations. One part of the three-step process focused on consolidating

heavy metal operations to increase the efficiency of shared resources.

According to Kendall Bryant, manager of Green is Universal at NBCU, "This enables a focus on improving and maintaining these core resources and allows NBCU to control the growth of the biggest power consum-

ers — servers, equipment rooms, storage, routers, etc."

The second step focuses on minimizing the amount of gear "just left on" in control rooms and production facilities.

Bryant says, "For too long, the practice of leaving equipment on

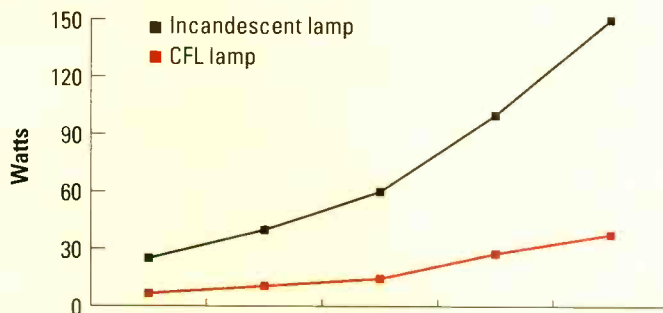


NBC Universal's "Late Night with Jimmy Fallon" set is eco-friendly. It was constructed with FSC plywood, bamboo floors and a recycled desk. Photo courtesy NBC/Dana Edelson.

FRAME GRAB *A look at the issues driving today's technology*

CFLs output less power than incandescent lamps

An incandescent that outputs 25W would equate 7W-9W for CFL.



Source: EPA

www.epa.gov

24x7x365 was overlooked as newer equipment was installed. Now, NBCU is auditing what machines can be shut off without disrupting routine operations. A big opportunity is through the move from analog to digital and SD to HD."

The network has been focused on shutting down old systems and areas that are no longer in use from the SD to HD transition. Bryant says, for years, the industry was running on dual analog and digital systems but now with the official transition, broadcasters can move to a single system. This not only saves on space, but it also saves on energy to run and cool the systems.

INGENIOUS



Intelligence is relative. Except when it comes to broadcast tools. Consider the Dolby® DP600 Program Optimizer, a flexible file-based platform for cable, satellite, IPTV, terrestrial TV, and postproduction environments. With capabilities to rival a full rack's worth of gear, the DP600 can encode, decode, convert, and transcode

between a multitude of broadcast audio formats, and supports the next-generation technologies Dolby Digital Plus and Dolby Pulse. Add automated loudness analysis and correction with Dialogue Intelligence™, adaptive upmixing, and other innovations, and it's easy to see why the Dolby DP600 is, quite simply, in a class by itself.

 DOLBY®

AES Convention, October 9–12, booth 324
HD World, October 14–15, booth 1152

dolby.com/DP600

The third step in NBCU's green initiative is enabling staff and crew to utilize desktop tools as the technologies improve. This will focus the need for large facilities that have intensive energy and cooling requirements on only specialized functions.

Recently, the network built a new set for the "Late Night with Jimmy Fallon" show, using many types of green practices. Before preproduction had even begun, Leo Yoshimori, set designer, worked with Bob Usdin from Showman Fabricators, a local

- Set décor (doors) reclaimed from local salvage stores.
- Metal platforms for the band rather than wood.
- Reclaimed and refurbished seating rather than new seats.
- Carpeting on the audience risers and a band platform made of recycled materials.

According to Bryant, "In Studio 8H, where SNL is taped, we are proposing a specialized lighting grid cooling system. Studio 8H is used for many purposes, so the lights are

ment could accommodate HD technical specifications.

Bryant says, "There was an enormous time and energy savings in this exercise as wires, cables, consoles, jackfields and racks were used from the former control room — not to mention the incredible amount of waste that was diverted from landfill."

Consolidating equipment creates a cost savings through energy reduction. Moving more work to desktops, edit and GFX thereby reducing the need for heavy metal systems also saves space, allowing for a more streamlined operation. Bryant says NBCU is still transitioning but looks forward to when the transition is complete and it can accurately assess the savings.

During this recession, it is the perfect time to inventory systems, pare down to what is necessary and to promote better usage of systems that are already in place instead of building more pockets of new systems, Bryant says.

"Going green isn't just about solar panels and wind farms, but about looking at the way your business operates and improving the efficiency of how you produce and distribute content," she says. "See the opportunity in a down economy with lower numbers of capital projects as a way to focus internally and prepare for the future."



In Seattle, WA, KJR radio station made an agreement with Comcast SportsNet to broadcast TV content from its studio. Advanced Broadcast Solutions employed green practices when overhauling the space so it could be used for both radio and TV. The systems integrator installed Philips Kinetics LED lighting as well as robotic cameras.

set production firm, to determine ways in which they could improve the sustainability of the set. The location includes:

- Sets constructed with FSC plywood (wood that is responsibly harvested).
- Low or no volatile organic compounds (VOC) paints, which reduces off-gassing from paint substances.
- Bamboo floors throughout the interview area. (Bamboo is highly sustainable due to its quick growth.)
- A recycled desk. (The desk used by Fallon is formerly the desk of the set designer Leo Yoshimori.)

often left on. To protect the lights from overheating, rather than keeping the entire studio at very low temperatures, a cooling system will be directed toward the lighting grid only, reducing the amount of energy needed to keep the lights operating at optimum capability."

Reusing rather than building from scratch has been an important focus of NBCU's green initiative. When the network transitioned MSNBC's Control Room 3A to HD, the team spent two weeks before beginning the project to assess which equip-

Eco-friendly equipment

A flurry of new broadcast equipment has stormed the market, boasting equal or greater features and functionality but in smaller packages. Now there are products that use state-of-the-art FPGAs, which ensure that electrical component usage is minimized. FPGA technology also extends the life of the product as new features and functionality can be added remotely without costly hardware upgrades. In addition, look for products that are RoHS-compliant, meaning they don't contain lead-based components, which are harmful to the environment.

Nevion's executive vice president of marketing, John Glass, says making an even bigger impact is the performance of these products while they are in ser-

One workflow. From Lens to Post.



KI PRO

Ki Pro is an all new way of connecting production and post. Finally, shoot on the same codec as you edit with, Apple ProRes 422 built natively into Ki Pro's stand-alone, portable hardware.

With its extensive analog and digital connectivity, virtually any video and audio source can be fed into Ki Pro. It also includes AJA's powerful 10-bit realtime up/down-cross-conversion, enabling instantaneous recording of SD or HD from any camera format.

Record pristine ProRes media to a removable Storage Module with built-in FireWire 800, or to 34mm ExpressCard Flash — both instantly mount on your OSX desktop for immediate editing and file access.

Ki Pro is tough and rugged, yet small and portable, designed for real production environments. Powered through an industry standard 4-pin XLR, you have flexible AC and battery options. Use Ki Pro on a table, or mate it between your camera and tripod via a bulletproof optional aluminum cage, complete with sliding baseplate and accommodation for 15mm rods.

Visit our website to discover the full details of how Ki Pro will change your world.

ProRes

Record natively to Apple's ProRes 422 codec for full raster 10-bit 4:2:2 HD and SD.

Record to a removable Storage Module with built-in FireWire 800 or 34mm ExpressCard Flash.

Built-in WiFi and Ethernet for complete control via a web-browser, or your iPhone.

Connect any digital camera via SDI or HDMI, or any analog camera. Convert in realtime from SD to HD, or 720 to/from 1080. Ki Pro is your hub for all types of sources, regardless of format or connectivity.

Ki Pro. Because it matters.

AJA®

VIDEO SYSTEMS

vice. Nevion, formerly Network Electronics, produces global video transport solutions.

"Clearly, the amount of power the product consumes has a direct impact on the broadcaster's carbon footprint," Glass says. "And, the reduced product size plays out in reduced demand on the air-conditioned space in the equipment room; reduction in generated heat means avoiding waste twice — first in spending power to create heat, second in spending power on air-conditioning to remove the same heat."

So what's in it for the broadcaster?

Glass says, "Products that help broadcasters reduce their carbon footprints also help them save money and reduce maintenance requirements, such as cleaning and repairing fans."

The reduced size of green equipment makes it more convenient for broadcasters to deploy the system in a limited space, and it's more portable in temporary deployment situations.

When shopping for new equipment, compare power consumption and the physical footprint of the product. In addition, look at the level of integration offered by different products. For example, selecting a "universal" card that can accept and transmit any professional video format enables broadcasters to purchase and deploy one card instead of many to support a variety of formats.

Martyn Horspool, television product manager, Harris Broadcast Communications, says, "New transmitter designs are up to 30 percent more energy efficient than previous generation designs, reducing power consumption and hence reducing generation of greenhouse gases by the utility company."

Horspool adds that broadcasters can achieve energy savings by using more efficient RF devices, automatic adaptive precorrection (allowing devices to be driven closer to saturation), low loss combining and RF components, and by carefully selecting power supply components to minimize losses.

New transmitter designs are more "power dense" than previous ones, reducing floor space and building size. According to Horspool, reduced room size helps minimize overall system energy costs by decreasing heating, cooling and air-conditioning costs. Most new high-power, solid-state transmitters use liquid cooling systems to efficiently remove heat from the building. A well-designed liquid-cooled transmitter uses liquid not only to cool the power amplifiers but also other heat generating components such as power supplies, RF combiners and RF reject loads. Using these techniques reduces the overall heat load to the building. This can dramatically reduce the size of air-conditioning units needed for the building, therefore lessening energy requirements.

Designing a green facility

From a systems integrator standpoint, Mark Siegel, president of Advanced Broadcast Solutions (ABS), echoes the sentiments above, saying that decreasing power consumption is the main way broadcasters can "go green." The most important considerations are HVAC and electrical.

Siegel says, "Reducing people reduces power consumption. There is nothing more that puts off heat than people. That's a joke. But it's true." Minimizing the number of people in studio audiences and the control room means less heat is generated; hence, it decreases the need to cool down a facility.

Also, consider the way that lighting impacts power.

"For 20 years, we've been looking at fluorescent-based lighting vs. incandescent to reduce the cost of power consumption and reduce the cost of heat," Siegel says.

Now LED lighting is becoming an attractive solution. Broadcasters need to consider how much heat lighting produces, which impacts the amount of HVAC they have to pump into a facility.

A third way that Siegel suggests broadcasters can be more eco-friendly is by using a green screen.

"We cut down an awful lot of trees to create these sets. And these sets are very expensive. To light a green screen, you light it once, and it stays that way. So you create your set, lighting mood and lighting direction within the artificial environment."

Using a green screen rather than a set can be more cost-effective, as it is easier to light and eliminates the amount of power used. At the end of the day, Siegel says it may require additional tooling and expense to establish green practices in a broadcast facility, but the long-term benefits are worth it.

"Unfortunately, the management mentality these days is reducing people," he says. "I think they can look for other places within their facility to reduce. Implement better practices, such as, when a studio is not in use, let's shut that stuff down. Implement better control systems on HVAC. Some people have these very large facilities that they've had for years, and people have been spread out throughout the building. Why not consolidate that space? If you can save \$3000-\$4000 a month on power or HVAC, that's \$3000-\$4000 a month that you don't have to sell."


Conclusion

Jumping on the green bandwagon is the popular thing to do right now. Conserving energy, using recycled materials and reducing headcount are just a few things discussed in this article, all of which may save your broadcast TV facility money in the long term. Also consider hiring a systems integrator or contacting your local utility. Both of these resources can offer advice for how to employ green practices and save on power.

For more tips about going green, visit *Broadcast Engineering's* blog at <http://blog.broadcastengineering.com/brad/>.

BE

Angela Snell is the production editor for Broadcast Engineering.



The UTAH-400 iP Router Gives You the Power.

What you do with it is up to you.

Real-time, on-the-fly control of your Ethernet network. Impossible? Not with the UTAH-400 iP Workgroup Router.

The breakthrough UTAH-400 iP is the Gigabit Ethernet Router for broadcasters. It gives you the power to control your IT infrastructure the same way you've always controlled your broadcast routing — with the push of a button. This patent-pending control method allows you to change port priorities, security groups, and port speed at will. Instantaneously re-allocate bandwidth so that when you need video delivered now, you know it gets there.

The impossible is exactly what you'd expect from Utah Scientific. After all, we've been delivering the most advanced, dynamically controlled switching infrastructures for three decades.

The Best In The Business

www.utahscientific.com



US Utah Scientific

Now accepting apps

The FCC is taking applications for new and major change LPTV and translator stations.

BY HARRY C. MARTIN

The FCC has announced that it will accept applications for new and major change LPTV and translator stations. This is the first such window since 2000. All applications must specify digital facilities; applications for analog facilities will not be accepted. Applications for stations in rural areas could be submitted beginning Aug. 25. Applications for all other areas will be accepted beginning Jan. 25, 2010. Any analog LPTVs that did not pick up a digital companion channel when such facilities were made available in 2006 will now get another chance.

Rural area defined

To qualify as an applicant for a rural area, the transmitter site must be at least 75mi from the reference coordinates for all of the top 100 TV markets. This restriction goes away when phase 2 begins in January. From that date on, applications for new LPTVs,

major changes and companion channels may be filed for any community with a site that meets the engineering criteria for such a facility. In both phases, applications will be accepted first-come, first-served, and will be cut off on a daily basis. If two or more conflicting applications are filed on the same day, they will be subjected to the FCC's auction process.

Use of in-core channels

Applications for new LPTVs and replacement translators must specify an in-core channel (i.e., channels 2 through 51). Incumbent analog LPTVs looking for digital companion channels should also try to specify an in-core channel; however, if nothing suitable is available, a channel between 52 and 59 may be used, but only if the applicant makes a special showing. Applicants proposing digital companion channels on channels 52-59 must notify all potentially affected 700MHz band wireless licensees of the spectrum comprising the proposed TV channel and the spectrum in their first-adjacent channels no later than 30 days prior to the submission of their applications.

Specifically, applicants must notify wireless licensees within whose licensed geographic boundaries a digital LPTV or TV translator station is proposed to be located. Notification is also required to co-channel and first-adjacent channel licensees whose geographic service area boundaries lie within 75mi and 50mi, respectively, of the proposed digital LPTV and TV translator station location.

Digital flash cuts

With regard to flash cuts, the FCC reminds LPTV and Class A licensees still operating in the analog mode

that they can file on-channel digital conversion, i.e. flash-cut, applications at any time. The commission encourages analog LPTV licensees that are planning on filing flash-cut applications to do so before the FCC begins accepting first-come, first-served digital applications. Such applicants can thereby get in ahead of the expected onslaught of new applications, thereby avoiding substantial processing delays.

Filing procedures

The FCC filing fee for a new LPTV or translator station or for a major change in an existing station is \$705. The FCC form required is Form 346. In order to deter speculators from participating in mass filing schemes using abbreviated engineering, upfront short-form applications will not be used. The commission wants to encourage legitimate nonspeculative applications and believes that this goal will be served if all applications have to include full technical showings, site certifications and community coverage showings. There are no FCC filing fees for flash-cut or digital companion channel applications.

Anyone with a plan to file an application of any type should line up an engineer and a suitable site as soon as possible. The commission is already accepting a limited number of applications for rural areas, but a large number of applications is expected to be filed beginning on the Jan. 25 start date for most other communities. Waiting even until Jan. 26 could be too late.

BE

Harry C. Martin is a member of Fletcher, Heald and Hildreth, PLC.

Dateline

- For noncommercial TV stations in Iowa and Missouri only, the biennial ownership report deadline is Oct. 1.
- Oct. 1 is the deadline for TV stations in Iowa and Missouri to electronically file their Broadcast EEO midterm reports (Form 397) with the FCC.
- Oct. 1 is the deadline for TV stations licensed in the following states to place their annual EEO reports in their public files: Alaska, Florida, Hawaii, Iowa, Missouri, Oregon, the Pacific Islands, Puerto Rico, the Virgin Islands and Washington.
- Nov. 1 is the deadline for submission of biennial ownership reports for commercial TV stations in all states and territories.

Send questions and comments to: harry.martin@penton.com

planting the seed...

Outfitted with dual DM2000's, Record Plant Remote's "The Lounge" digital truck has been busy making waves at numerous live recording events across the country.

We caught up with Kooster McAllister, Owner and Chief Engineer of Record Plant Remote, to gather his thoughts on his Yamaha gear. Here's what he had to say...

"Coming from an analog background, having a lot of faders in front of me is comforting. All 96 tracks can be viewed and accessed on just two layers. Having the two consoles tied together make the DM2000's perform as one large format digital desk. It also gives me the added functionality of being able to call up effects, routing, auxes, etc. from either center section making it easy to get around quickly.

In my line of work where you only have one chance to capture a live moment on stage, you must be able to count on your equipment not to fail. These consoles have withstood being bounced down the road from gig to gig and have always come through for me.

Most importantly, they sound great. Orchestral recordings I have done with them sound simply amazing."

— Kooster McAllister



www.yamahaca.com



When you need help, time zones shouldn't matter. Yamaha provides coast-to-coast 24/7 technical support across the United States. With dedicated staff and regional service centers, assistance is around the corner. If we can't fix it over the phone, we'll put a part or a person on the next plane out. It's that simple.

YAMAHA
commercial audio

Yamaha Commercial Audio Systems, Inc. • P. O. Box 6600, Buena Park, CA 90620-6600
©2009 Yamaha Commercial Audio Systems, Inc.

Implementing MPEG-4

MPEG-4 can work with VBR encoding and multiplexing to offer more options for program delivery.

BY ALDO CUGNINI

In recent articles, we've discussed variable bit rate (VBR) encoding and multiplexing. This month, we'll look at MPEG-4, and how it can work with both of these processes to afford even more options for program delivery.

Scalable coding

Scalable coding is a way to offer different levels of performance in a compression system — all simultaneously and compatibly. One can think of adding color to the older black-and-white NTSC standard as a scalable scheme. Older receivers would not process the added signal, but newer ones could take advantage of the improvement.

MPEG-4 Part 10 (AVC/H.264) offers various levels of scalability, so that simpler receivers only decode the elements needed for that level of performance. Scalability can provide a more efficient bandwidth utilization when it is desirable to transmit multiple programs of different quality, without having to separately encode each program as a complete bit stream (the simulcast scenario).

With scalability, the program is coded into different layers; a simple decoder will only decode one service (the base layer) and form pictures at that associated quality level, and a more sophisticated decoder will decode multiple services (base and enhancement layers) and use the ad-

ditional information to produce a higher-quality program.

A scalable encoder is shown in Figure 1. Each layer is coded using the standard MPEG-4 AVC tools. Plus, additional SVC tools are available to increase the coding efficiency. These enhanced tools include inter-layer

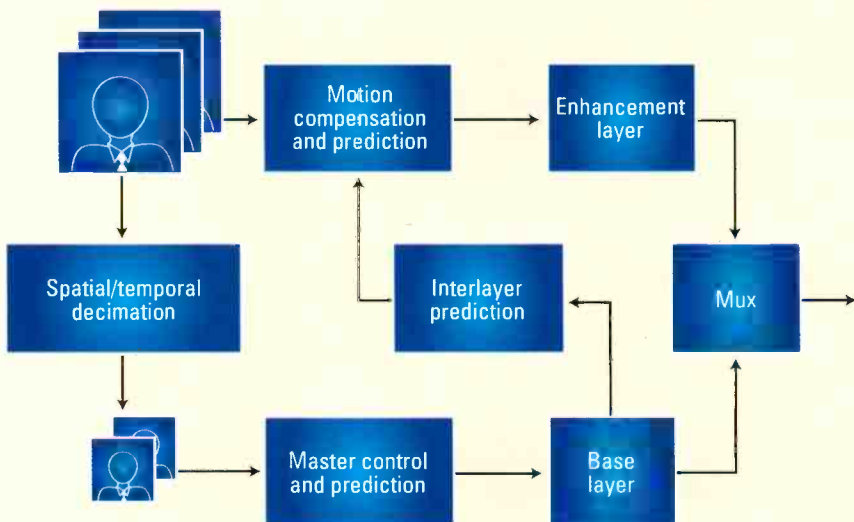
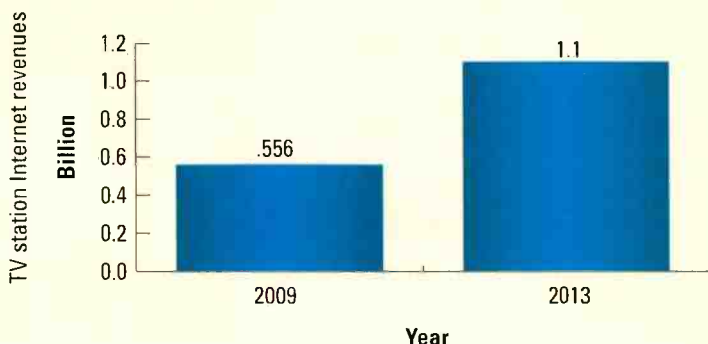


Figure 1. Scalable encoding allows for different levels of performance in a single multiplex.

FRAME GRAB

A look at tomorrow's technology

TV station Internet revenues will reach \$556 million in 2009, moving up to \$1.1 billion by 2013.



Source: BIA Advisory Services

www.bia.com

prediction, where the base layer is used to form a prediction for the enhancement layer.

Scalability provides a way to support different native resolutions, or different temporal rates, or even different encoding parameters. In fact, MPEG-2 provides these scalability options, but existing ATSC implementations are limited to Main Profile, so no scalability is possible with that codec over current transmissions. MPEG-4 AVC, however, can be used with ATSC M/H and includes scalable video coding (SVC), so scalability over these emerging mobile services is feasible.

When using spatial scalability, different levels of resolution are provided. This



When you need **scalable capacity,**
bandwidth and **processing power**

MediaGrid™ **Performs.**



Grow your way to an optimized file-based workflow, with a storage system that lets you add both capacity and bandwidth. MediaGrid combines the bandwidth you need for collaborative editing with the resiliency you need for transmission operations. It even lets you transcode between production and delivery formats within the storage system. Whatever your workflow, isn't it time for your storage to play an active role? **Omneon MediaGrid – active storage for digital content.**

www.omneon.com

For details, go to www.omneon.com/MediaGridPerforms
or call us at 1-866-861-5690

 **OMNEON**®

Active Storage for Digital Content™

could be used to broadcast to different devices that inherently have different resolutions. One application could be the efficient accommodation of different sizes of displays. Consider, for instance, cell phone performance, where the display is typically less than 3in in diagonal size, and automobile backseat displays or PCs, where the display can be larger than 12in. Another example could be service level differentiation, where a higher-resolution (encrypted) version is accessible for a premium; a variant of this could be a free low-resolution program preview, again with an associated full-resolution version sent as an encrypted enhancement service. Yet another example could be the introduction of backwards-compatible services, so that devices with different performance capabilities could be deployed at different points in time, while maintaining compatibility with the legacy devices.

Note also that “higher performance” usually means greater processing power; the base layer ordinarily requires less decoding complexity than a decoder processing multiple layers, and this translates directly into product cost, too. Temporal scalability is also supported by SVC, so that multiple frame rates can similarly be scaled upon encoding and in devices.

The ATSC M/H specification (currently a Proposed Standard) requires that the video compression algorithm must conform to the Baseline Profile of AVC, bounded by the upper limits specified for Baseline Level 1.3: Only I (intra) and P (predictive) slice types are allowed, and the spatial resolution is set to 416 x 240 pixels. When SVC is used, the video compression algorithm must conform to the Scalable Baseline Profile of SVC, bounded by the upper limits specified for Scalable Baseline

Level 3.1: Only I, P, EI, EP and EB slices are allowed, and the spatial resolution of the enhancement layer is either 832 x 480 pixels, or to 624 x 360 pixels.

SNR scalability

An additional option with MPEG-4/SVC is signal-to-noise ratio (SNR) scalability (also called quality scalability), which provides the ability to transmit scalable quality versions of a program, such as by coding some of the picture block transform coefficients in different layers. (The transform coefficients carry the spatial detail information.) In this way, the level of coding artifacts can vary according to the decoder complexity.

SNR scalability provides an interesting option to the encoder. Recall that a VBR stat mux (a statistical multiplexer using variable bit rate encoding) will assign an instantaneous bit rate to different multiplex



KinoFlo ParaBeam
HD Studio Light

ParaBeams make HD images look their best. Soft light quality is so important we designed TrueMatch® lamps calibrated to match the spectral response curves of HD. Parabolic reflectors intensify the light, while honeycomb louvers spot the light to 90°, 60° or 45°. Cool soft light keeps the talent happy, while advanced electronics deliver DMX dimming on a small energy footprint.

Please Light Responsibly.

 www.kinoflo.com 2840 North Hollywood Way, Burbank, CA USA voice +1 818 767 6528

PLAYBOX TECHNOLOGY

Fully Automated Playout and Branding Solutions Reliable, Cost Effective and Easy to Use

SD, HD and Streaming. It's All in a PlayBox ...



100% of Functionality for 25% of the Cost

PlayBox Technology has radically changed the broadcast and corporate TV markets forever, delivering over 6,500 SD, HD and DVB playout and branding solutions in over 100 countries.

Offering 100% of the functionality at 25% of the cost means PlayBox Technology can provide the solution you want at your price.

With state-of-the-art software loaded onto commercial off-the-shelf IT hardware we can deliver affordable solutions for budget TV channels and the scalability to power the largest multichannel broadcast centres.

TV channel-in-a-box solutions deliver the entire transmission chain including ingest, master control, video server, automation, CG, interactive graphics, animated logo, subtitling, scheduling, etc. They also provide the resilience to operate as the transmission engine in remote playout locations, managed and monitored via internet.

PlayBox Technology's worldwide operation is based in London, with R&D in Sofia, and country offices in Bulgaria, Germany, India (Mumbai and New Delhi), Latin America, Malaysia (Asia Pacific), Romania, Serbia, Turkey, UK, USA (Atlanta and Los Angeles). It's all in a PlayBox.

Talk to one of our systems experts or visit www.playbox.tv :

PlayBox UK +44 1707 66 44 44 • PlayBox Bulgaria +359 2 9703050 • PlayBox Romania +4 031 106 5115

PlayBox Turkey +90 216 3379402 • PlayBox Germany +49 2241 169 1717 • PlayBox Adria +381 11 3117286

PlayBox USA +1 404 424 9283 • PlayBox Asia Pacific +60 2 288 0760 • PlayBox India +91 9811913333

PlayBox Latin America Sales +598 99 192929



Join PlayBox on Booth
8.B31

channels dynamically, depending on the instantaneous demand of each program. If some of the multiplexed programs are encoded using SNR scalability, then a stat mux

can use what is called connection admission control and dynamically drop packets from layers in the scalable streams. A scalable receiver then uses the enhancement stream as it

is available. The encoding trade-off becomes that of more channels vs. a higher probability of packet loss.

To get an idea of the benefit of such a scheme, while single-layer MPEG-2 produces generally unacceptable video quality with a packet loss ratio of 10^{-3} , losses at this rate with SNR scalability are generally invisible, even to experienced viewers. This is because video codec developers have focused on producing good error concealment algorithms and designing efficient two-layer coding algorithms.

While ATSC M/H constrains SVC to spatial and temporal scalability, connection admission control could theoretically be used with a combination of these scalability options, with the goal of increasing data throughput at the expense of an occasional fallback to the lower layer. Of course, such an option must be employed cautiously; no one paying

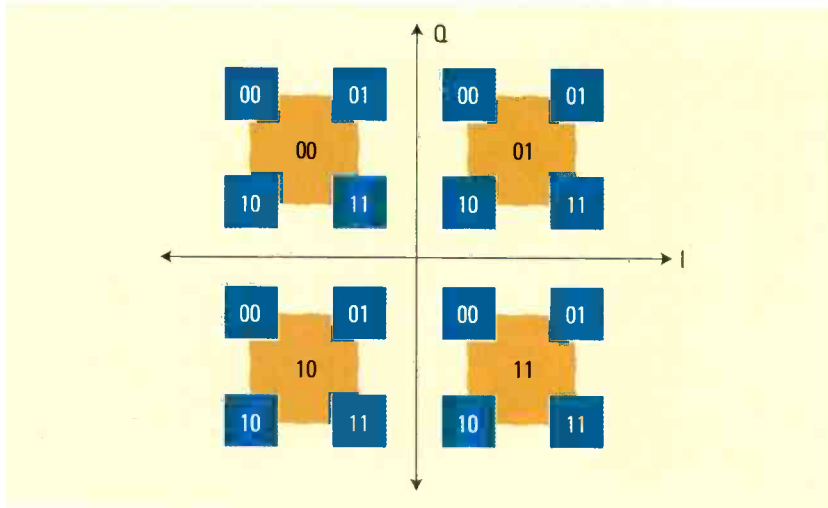


Figure 2. Hierarchical modulation can provide a means for graceful degradation – at a cost.

NTT Electronics

Creator of *Real High Definition*

Uncompromised IRD

**DVB-S2
Demodulator**



**AVC/H.264
& MPEG-2**



HVD6100 **NEW**



**AVC/H.264 & MPEG-2
4:2:2/4:2:0 HDTV/SDTV Erncoder
HVE9100**

- 4:2:2/4:2:0
- HDTV/SDTV
- High Quality Down Converter
- QPSK/8PSK, 16APSK/32APSK
- CCM, VCM
- Low Latency
with HVE9100 Combination

ib NTT Electronics
BOOTH
#1.D35

For more information, go to
www.nel-world.com/be

NTT Electronics Corporation
E-mail: mm_i@yoko.nel.co.jp

NEL America, Inc.
E-mail: nel@nel-america.com

for an enhanced service would tolerate routine drops in picture quality.

Hierarchical modulation

Another way to scale transmission performance is with hierarchical modulation, where the transmission can have multiple levels of embedded modulation, each with different levels of protection. (See Figure 2.) In this crude example, the modulation consists of 4QAM for the enhancement layer (the four yellow symbols) and 4QAM for the enhancement layer (the four blue symbols in each quadrant).

Here, the bit rate of each layer is the same, but the symbols are closer together for the enhancement layer; hence, the receiving SNR is worse for that layer, as is the received error rate. (In practice, the enhancement layer would have a higher bit rate — with more symbols — and even lower

SNR.) While this kind of hierarchical QAM modulation can extend coverage area and can provide graceful degradation, it comes at a cost — increased receiver complexity, as well as interlayer interference that increases the error rate for both layers.

While QAM is part of the transmission specification for DVB, ATSC uses VSB modulation, which has a different signal constellation. In one sense, ATSC-M/H could be viewed as the “hierarchical” modulation schedule, because the main and mobile services are combined at the transmission layer and have unequal protection. As such, a receiver could be constructed that automatically switches between the two services as reception conditions vary. But, recall that SVC cannot be used with the main (MPEG2) service. This, of course, would require a simulcast transmission, with a concurrent decrease in efficiency. The

addition of the new signal, however, does not compromise the received error rate of the main signal.

Considerations

The broadcaster considerations for these scalability options can involve a large number of variables. One can think of the “long tail” business strategy applying here, with some interesting scenarios involving trade-offs between the expected numbers of smaller vs. larger devices, the relative bandwidth needed for the base and enhancement layers, and the costs and benefits of the different options. Let’s hope that indecision paralysis doesn’t stall the new business opportunities that are poised for deployment.

BE

Also Cugnini is a consultant in the digital television industry.

? Send questions and comments to: aldo.cugnini@penton.com

Looking for an alternative ?



XS: the True VTR Replacement

Optimized for multiple audio-video feed recording and playback, the XS server is the most sensible alternative to VTR in today's studio production environment.

XS is a brand new 2 or 4-channel video server based on EVS' unique loop recording architecture. It is available in multiple SD/HD codec configurations including native support of Avid DNxHD®, Apple ProRes422, and Panasonic DVCProHD and DVCPro50. As a result, the XS server guarantees perfect integration with existing post-production infrastructures.

Based on its powerful dual networking capabilities (XNet[2] and Gigabit Ethernet), XS makes recorded media instantly available across the production network for simultaneous preview, rough-cut editing, archiving, playback, and post-production.

XS gives you the power to perform.

Visit us at www.evs.tv



INSTANT TAPELESS TECHNOLOGY

Network monitoring

First determine the broadcast facility's needs for monitoring, and then find the proper tools to do so.

BY BRAD GILMER

When I started working at a CBS facility many years ago, part of my job for four hours each day was network monitoring. It was not very exciting, but it came with the territory. These days, network monitoring has an entirely different meaning, and doing it well can keep your facility on the air.

Why monitor?

Let us start the discussion on network monitoring by asking two questions. First, why do you want to monitor the network? Second, what sort of traffic flows over the network? Once these questions are answered, you can start to look for tools that will help do the job. Your reasons for wanting to monitor the network may include:

- Keeping an eye on available network capacity;
- Being aware of any unusual changes in network usage patterns;
- Looking for network errors and maintenance issues; and
- Providing a log for troubleshooting forensics.

In a typical broadcast facility, there are generally several networks. Most networks in a facility are used for regular network traffic, such as office applications, e-mail and Web browsing. Most TV facilities have networks in the master control area that provide this functionality. Broadcasters make special use of their networks by moving large files, in some cases, continuously. They may also use networks to backhaul feeds from a remote location to the studio. These networks may impose special network monitoring requirements above and beyond that required for office networks.

As said above, one reason to monitor may be to keep track of

available network capacity. Clearly, having available network capacity is important. But why is excess network capacity important? And how much excess capacity is needed? The answer comes from understanding how networks function. Ethernet networks rely on a couple of funda-

In my experience, all of this works well until network usage starts to go somewhere above 70 percent. Then things go bad in a hurry. Once this line is crossed, collisions become much more frequent. Devices wait a little while, try again, collide, wait again, try, collide, and on and on. As the network



Video files increase the usage level on a network, not for just an instant, but in some cases for tens of minutes at a time.

mental concepts. First, these networks are designed to move office traffic. The packets are small, and compared with video, the overall file sizes are small. Second, the network assumes that not everyone wants to talk at once. If these two assumptions hold, then it is likely that there will be extra network capacity when someone needs it. And, if by chance, the network is busy when you try to use it (two devices try to talk at the same time — known as a collision), wait a little while, and try again. The network is likely to be free later.

slows down, some applications and users start trying to talk more frequently, assuming that because the first attempt to use the network stalled, the best thing to do is to try again. This only adds to the congestion. Finally, remember that because moving video files are large, they take a lot of time to transmit. Video files increase the usage level on a network, not for just an instant, but in some cases for tens of minutes at a time. This sustained high-usage traffic pattern means that the likelihood of collisions increase because of the characteristics of our data.



Screen Service


END-TO-END SOLUTIONS

now featuring ATSC-MH

DVB-T/H
PAL
NTSC
ATSC
FLO
QPSK
QAM
ISDB-T



HEAD END



DISTRIBUTION



BROADCASTING



IPTV and MMDS

SCREEN SERVICE BROADCASTING TECHNOLOGIES S.p.A.
Via G. Di Vittorio, 17, 25125, BRESCIA, ITALY
tel. +39 030 358 2225 - fax +39 030 358 2226
info@screen.it | www.screen.it

SCREEN SERVICE AMERICA LLC
6095 NW 167th Street, Suite D-10 - Miami, FL 33015
info@screenservice.net | Phone +1 305 826-2212
Fax +1 305 826-2290 | USA Toll Free 1-888-522-0012

SCREEN SERVICE DO BRASIL
Rua Tapajós, 90 | Boa Vista | CEP: 37.540-000
Santa Rita do Sapucaí - MG | BRASIL | Tel: +55 35 3473- 3915

RRD USA, Inc.
350 5th Avenue,
Suite 3600
New York, NY 10118 - USA
Phone: +1 (212) 695 8378

The second reason to monitor the network is to be aware of any unusual changes in network usage patterns. This is intuitive, but let's explore some reasons network usage may change. One reason could be that you have installed new equipment, or that the production department has added an evening shift. In other words, the change in network usage can be easily explained.

Other times, network usage may change drastically because of a hardware problem — perhaps a network device has failed in such a way that it spits out garbage on the network as fast as it can. Or maybe there's been a security breach, and someone is downloading large video files from your system. A large decrease in traffic is worth investigating as well. Has the WAN connection to a remote office failed? Has an automatic file conversion process stopped running?

Third, monitor the network for errors and to detect maintenance issues. There are some errors, such as a large number of CRC errors, that should not occur on a properly functioning network. Also, if the network utilization is well below 70 percent, but there are a large number of collisions, you should be concerned. In any case,

if there are many technical errors on the network, you may be able to find the cause of the errors and fix them before experiencing a catastrophic failure of the network. These errors may be caused by a bad patch cable or a failing network interface in a router. In any case, hard network errors such as these should definitely be identified and corrected before they become more serious.

Fourth, monitor the network so you have a log for troubleshooting forensics. Forensics is the scientific analysis of physical evidence. If you have been monitoring the network and experience a failure of the on-air automation system, you may be able to trace the problem to a network failure. If you do not have network monitoring logs, then it might not be possible to isolate the network as the cause of the failure.

Monitoring tools

Most monitoring tools are free. While there is a lot of value in commercially available tools, personally, I have never run into a problem I could not solve using the free tools (with a few notable exceptions, which I will talk about below).

Think about what you have available already. Routers, MACs, PCs and

servers all come with built-in monitoring and logging capability. Cisco has several applications that allow you to remotely monitor traffic through the routers in a graphical display. Other router vendors provide similar functionality. Do not forget Windows Task Manager, which has a built-in graphical network monitoring tool. Finally, you can download free applications such as Wireshark (www.wireshark.org), which provide all sorts of analysis on your network based on packet capture and analysis.

There are cases where I would recommend commercial tools for network monitoring. The first is security applications where you want to detect break-in attempts. The second is MPEG Transport Stream monitoring. There are several commercially available tools that will help you determine where things are broken when using MPEG-over-IP for transport. These provide great functionality, and I have not seen a free tool that comes close to what these applications can do. **BE**

Brad Gilmer is executive director of the Advanced Media Workflow Association and president of Gilmer & Associates.

? Send questions and comments to: brad.gilmer@penton.com

Can It Be This Easy?

Quality Mobile Broadcasting

Yes! GuideBuilder Mobile allows broadcasters to introduce mobile ATSC services as an extension of their current operations. Integrated mobile DTV metadata management and generation enable transmission of required programming information to mobile ATSC receivers, allowing viewers to select and view channels.

- 1 Integrates smoothly with existing multiplexers, listing services, traffic systems, and automation
- 2 Supports centralized metadata generation for terrestrial and mobile broadcasting
- 3 Enables delivery and display of parental control data
- 4 Allows GuideBuilder users to repurpose existing investment in information and metadata management systems

GuideBuilder

For more information contact sales@TriveniDigital.com

triveni
DIGITAL

www.TriveniDigital.com



What does it take to be a Televisionary?

A deep understanding of what people want and need. An ability and expertise in making television more individual and more personal. As a global leader in TV technologies and services, we are uniquely positioned to enable The Individual TV Experience.

We are Televisionaries™

ERICSSON 

TANDBERG télévision
Part of the Ericsson Group

CCDs vs. CMOS

It's a battle of the bands for supremacy.

BY KLAUS WEBER

High-quality broadcast television cameras have been using CCDs as imaging devices for more than 20 years. Now on the marketplace is an HD systems camera based on a CMOS sensor, which has finally come of age in terms of image quality. It seems a good moment to consider the relative merits of modern imagers.

HD cameras are available with frame transfer CCDs, interline transfer CCDs and now CMOS imagers. Each sensor type has its good points and some potential weaknesses. (See Figure 1.) How do manufacturers make the choice, and what should you consider when shopping for new cameras?

Before looking at the different types of CCDs, let's spend some time

on the basic functionality. CCDs are called charge coupled devices because they have two sets of components that are coupled.

The photosensitive element captures photons and converts them into an electrical charge. This is a linear effect: The more photons that hit the photosite, the greater the charge — in direct proportion. Once the photons are captured — after a frame, in video terms — the charge from each photodiode is transferred to its coupled readout register, from where it is read by the signal processing.

There are two important points to remember here. First is that the readout register is effectively the same material as the photodiode, so it will be affected by light falling on it. Second, the charge is transferred from one to

the other. Once the charge is shifted, the photodiode is empty, and the process starts again.

Frame transfer CCD

In a frame transfer CCD, as its name suggests, the whole frame is transferred from the light-sensitive area of the chip to a storage area on the chip. This results in the largest possible surface area being given over to light capture, which creates the best dynamic range, no smearing and good aliasing performance.

The disadvantage is that it needs a mechanical shutter to ensure that no light hits the chip while the transfer is taking place. This is a manufacturing issue that has had to be addressed, and which adds cost and complexity to the camera front end. But it does produce the best images.

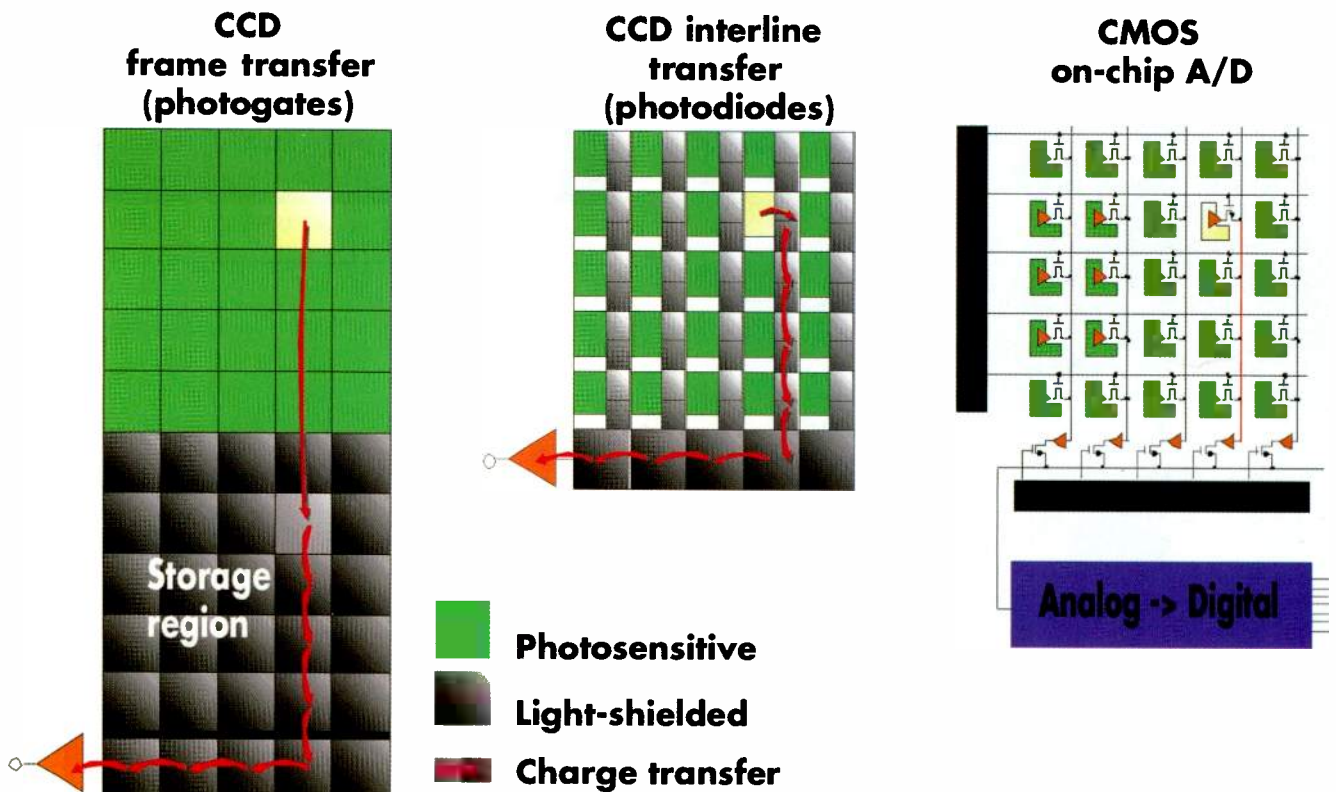


Figure 1. Shown here is a comparison of CCD and CMOS camera sensor technology.

Intelsat



Delivering the First 20 Years of HD

On April 12, 1989, Intelsat delivered the first digital HD transmission between the United States and Japan. Today, Intelsat delivers the brightest stars in news, entertainment and sports through its industry-leading HD neighborhoods. Our partners trust Intelsat to deliver HD content at the highest quality, because with HD, every bit counts.

For more information contact:
sales.na@intelsat.com
+1 202-944-7025



INTELSAT

Closer, by far

www.intelsat.com

Interline CCD

An interline CCD, again as its name suggests, has the shift register for each row of the sensor alongside the photosensitive component, but masked by a fine metal strip. Transfers are swift and secure, and there is no need for a shutter as the readout register is masked.

The disadvantages include the fact that the light-sensitive area is now much reduced — to only about 40 percent of the surface area. Although microlenses on the surface of the sensor increase the sensitivity and thus reduce noise, dynamic range and aliasing are not improved and remain worse than a frame transfer chip.

Another issue is that the masking is not perfect, so some light gets collected by the shift register, either directly or through internal reflections. This is likely to affect highlights, as will the related problem of a photosite becoming overloaded. Excess charge

should be designed to leak away into the substrate of the chip, but it is likely that some will move into both the related readout component and to those around it.

You may remember the performance of early interline CCD cameras, which showed marked vertical smear on highlights, an artifact we would certainly not find acceptable today. Modern interline CCDs are much better, although if you use them at higher frame rates — for example, in a slow-motion camera — or on shorter exposure times, the smear becomes visible.

CMOS imager

This brings us to the CMOS sensor. It differs from the CCD in that it incorporates the front line of processing on the chip itself, rather than being a largely passive device that moves the signal into the readout register to be collected. This means that each pho-

tosite has its own amplifier; each uses several transistors around it.

As a result, the light sensitive area is similar to the IT CCDs — relatively small, which is a significant disadvantage to the FT CCD sensors. CMOS sensors for high-quality video use microlenses to achieve a good level of sensitivity. One important difference with CCDs to note, though, is that a leakage of light into any of the amplifiers would not have been transferred through the whole row or line connected to it so there is no vertical smear possible.

The CCDs transfer the charge from the photodiode to the readout register, and in the process empty the photodiode. In a CMOS device, there is no shift, so the amplifier can be sampled at any time during the frame. This is important for two reasons.

First, it gives an active means of controlling an issue known as fixed

GOOD THINGS COME IN ALL SIZES

Marshall Electronics offers the widest selection of professional rack-mount and standalone LCD monitors in the industry. Marshall's video offerings range from 10-screen rack monitors and Quad Viewers to Super Transflective Outdoor monitors and a full series of displays with integrated In-Monitor Display (IMD) capability. We also offer a variety of Digital Audio Monitors, professional microphones, and pro audio cable.

- Quality · Innovation · Experience
- Customer Service
- Designed, Engineered, and Assembled in the USA



Marshall Electronics / LCDracks.com

Tel.: 310-333-0606 / Toll Free: 800-800-6608

pattern noise. Second, this same ability to read the signal at any time in the frame will be used to create a camera with a huge — effectively unlimited — dynamic range.

Imagine that the maximum amplified output of a photodiode is 100 units. With a CCD camera, if you get 100 units, it's unclear whether that is a true measure of the light falling on the sensor or if you have just hit the limit

**Now the CMOS alternative
has made an appearance.
It is relatively simple to
fabricate and implement.**

of the system. But in a CMOS camera, if you get 100 units after 20ms (the frame sampling time) in parts of the picture, you can measure it earlier.

If you measure at 10ms and find 80 units, then you know (because the output is directly proportional to the light falling on the imager) that the full frame should have been 160 units. You can use that information to adjust either the onboard amplifier or the downstream processing to change that particular pixel's gain to give you the correct level. If you sample at 10ms and it is still 100 units, then sample at 5ms, and so on.

CCD television cameras have a dynamic range of eight or nine f stops. Digital cinematography cameras are a little better, perhaps reaching 11 f stops. A CMOS sensor can deliver several times more dynamic range than the best CCD sensor could. But a practical application for this increased dynamic range would still need to be developed.

Broadcast engineers sometimes look at the still picture industry with a little envy, noting that all the top-quality cameras have already migrated to CMOS. They can do that because of the economies of scale: Consumer pressure and the massive numbers of products sold mean that they can introduce a new generation of sensors every couple of years. In the broadcast business, our revolutions come every five to 10 years.

A look ahead

The current state of play is that most broadcast cameras use either interline or frame transfer CCDs for imaging. Both have their advantages and their disadvantages.

Now a dedicated CMOS alternative has made an appearance. It is more efficient to fabricate, and so today it is being used to provide an economic solution for broadcasters and production companies that need to move to high-quality HD production. In the future, the CMOS imager holds out the promise of dynamic range handling that is much more impressive than anything we have seen.

BE

Klaus Weber is director of product marketing cameras for Grass Valley.



Mulligan?

Not in our business.



Adder II™
Audio Excellence



TeleTnon™
CWDM/HD Transport



Rattler™
HD/SDI Solutions



CopperHead™
Camera-back Interfaces

In the field, you never get a second chance to get it right.

That is where you need the dependability of Telecast Fiber Systems. We pioneered the fiber optic industry, and we have been by your side for over fifteen years providing the products you need every day.

We owe our success to you, your feedback and your ideas. The result is excellent products that help you "get the shot", no matter what.

And that is why we are outstanding in our field, and yours.



Telecast
Fiber Systems, Inc.

508.754.4858 • www.telecast-fiber.com

© 2008 Telecast Fiber Systems. All rights reserved.
All trademarks are the property of Telecast Fiber Systems.

Web video scalability

Scaling Internet video creates a seamless experience for the end user.

BY BARB ROEDER

Today's broadband connections allow delivery of streaming video and audio to consumers in a straightforward manner and at increasingly higher resolutions. DSL and cable are available to the home, with speeds ranging from 1Mb/s up to 6Mb/s-7Mb/s. These connections are often shared within a location and are not foolproof. The expanding market for streaming to mobile devices means encoding should scale to fit the available bandwidth of wireless as well. The Holy Grail for producers would be if one source could scale not only to 100kb/s-200kb/s for wireless, but to 3Mb/s and higher for HD delivery. This article will discuss the options, deployed and in development, that may soon make this a reality for broadcasters.

Encoding multiple bit streams

Let's start with the longest running case of scalability: simply delivering video and audio over a single, variable

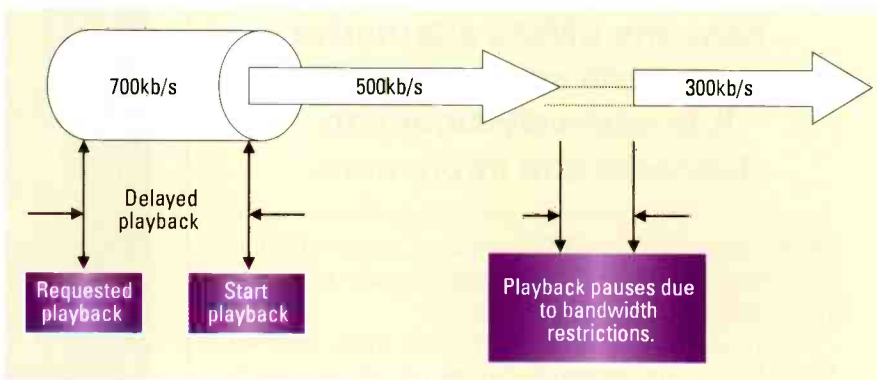


Figure 1. If the user selects a higher bit rate than his or her connection, a long delay will occur before playback. Playback will also pause if the connection slows down.

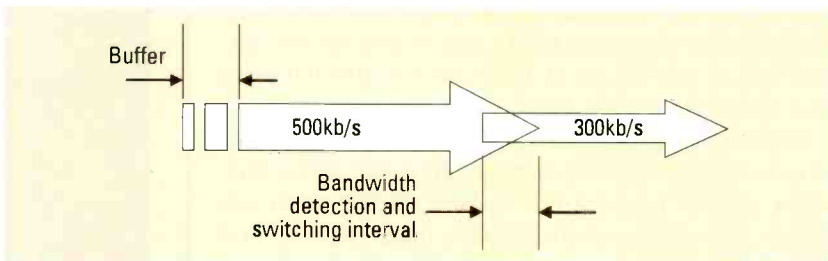


Figure 2. As long as the bandwidth detection and switching interval is smaller than the streaming buffer, seamless playback is achieved.

bandwidth connection. In the past, separate files were encoded at specific bit rates, and users would choose one

based on their Internet connection. Platforms, such as RealVideo and Microsoft, evolved so that multiple bit rates were encoded into each file, and servers could determine network conditions and dynamically switch the data rate delivered accordingly.

Today's major delivery formats, including Adobe's Flash video and Microsoft's Silverlight, still adhere to this principle. H.264/AVC also has a version in its scalable video codec (SVC) extension, which can be delivered through servers from both these companies as well as in QuickTime. Move Networks, based on On2's VP6 codec, offers adaptive streaming technology with a proprietary plug-in required on the user side.

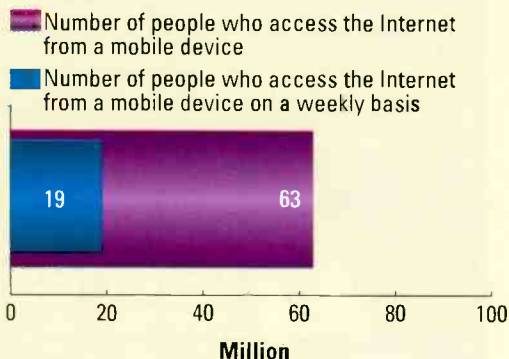
Figures 1 and 2 illustrate how the newer methods create a seamless experience for the end user. In earlier

FRAME GRAB

A look at the consumer side of DTV

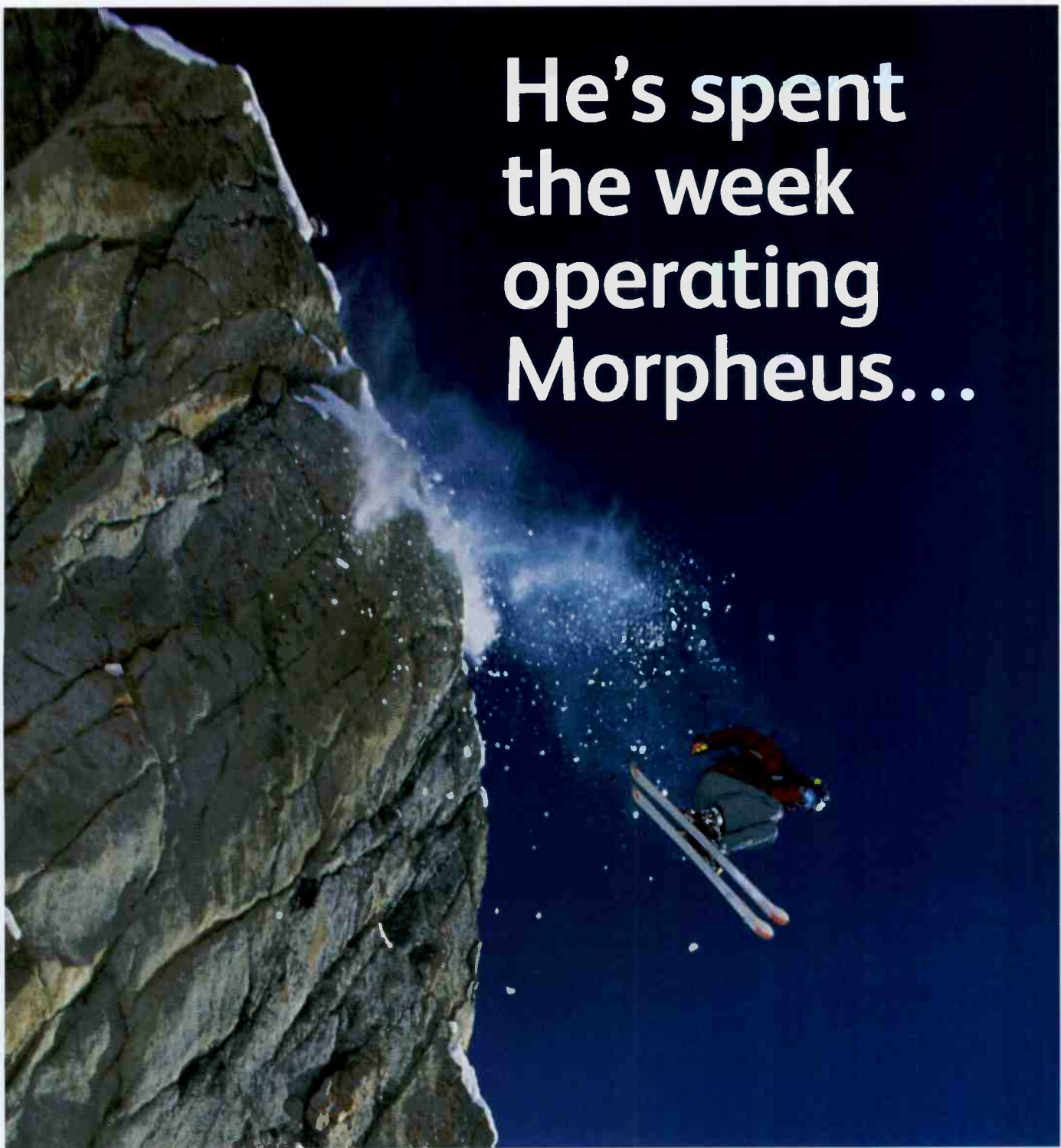
Roughly 30 percent of Web use is from a mobile device

Out of 63 million weekly Internet users, 19 million are mobile.



Source: Adweek

www.adweek.com

A photograph of a skier in mid-air, performing a jump over a dark, jagged rock face. The skier is wearing a dark jacket and light-colored pants, and is holding skis. A bright light source, possibly a headlamp, is illuminating the skier and creating a spray of light particles around them. The background is a deep blue night sky.

He's spent
the week
operating
Morpheus...

Innovation from
Pro-Bel and Snell & Wilcox



Whatever the scale or nature of your business, Morpheus delivers with so much ease, you'll need to seek your thrills elsewhere!

Now he
craves a
little risk.

THE POWER BEHIND THE SCENES

Playout automation doesn't come more reassuringly predictable than Morpheus. Total resilience and redundancy guarantees the right content, and its metadata, is always in the right place at the right time.

Powerful: Multi-channel, multi-region, multi-time zone

Flexible: Live schedule, spot & branding control

Simple to operate: Intuitive interface, auto QC and flexible preview modes

Resilient: Total failure protection


Responsive: Instant on-air responses whether live or library

Scalable: From single channel to complex multi-channel operations

Future-proof: Adaptable modular architecture

Innovative: Unique hub-spoke multi-site capability

Find out more at snellgroup.com/morpheus



Morpheus is the most flexible and powerful automation solution on the market today. It is capable of managing everything from simple server playlist to complex channels where schedules are changing regularly and unpredictably. Format and device independent, Morpheus offers a robust and resilient content distribution mechanism that's ready to integrate new devices to meet future demands.

Flexible device management ensures that resources can be dynamically deployed where and when most needed.

At the core of Morpheus is the unique MediaBcl™ technology, this allows complex sequences of events to be packaged together, instantly providing simple presentation for the operator and easy manipulation within a schedule.

Maximizing revenues from advertising requires outstanding flexibility from an automation solution. Morpheus supports last minute schedule edits, allowing commercials to be changed literally seconds before air.

As a fully scalable solution, Morpheus can effortlessly grow in line with future business demands regardless of the system's complexity.

snellgroup.com/morpheus

Routing
Modular Infrastructure
Conversion & Restoration
Production & Master Control Switching
Automation & Media Management



Automation

A powerful and scalable database engine is the driving force behind Morpheus, configured to provide resilience and redundancy on many levels. From this central core, known as the Eventstore, applications and services are run to provide the most flexible automation system available today.

Operators are presented with a consistent and common user interface removing the need for detailed understanding of the technology. Clear, easy-to-understand icons show users the status of the overall system at a glance.

Device Management enables automatic substitution of devices in the event of failure or loss of connectivity which greatly reduces the need for human intervention. Dynamic resource allocation ensures all devices are operated at optimum capacity, providing highly cost efficient inventory management.

Whatever the device, content or workflow Morpheus Automation can manage it efficiently, effectively and reliably.

Media Management

In the broadcast industry the value of media is realized through the capability to deliver that media wherever, whenever and in the format that is required.

Using state-of-the-art technology, Morpheus manages the acquisition and movement of content throughout the enterprise. Complete flexibility enables content to be sent to a wide range of delivery platforms including linear broadcast, web, mobile and VOD.

Morpheus manages the acquisition and movement of content throughout the enterprise.

Content and metadata can be ingested, moved and delivered as the enterprise demands. Interfacing to external business workflow tools and scheduling systems on both a local and remote basis is handled transparently, ensuring all elements of the operation are synchronized and status aware.

Wherever your system content is needed, whatever platform it's needed on, Morpheus will deliver to meet your deadline.

Meeting Business Needs

The design philosophy at the core of Morpheus is to reduce ownership costs. Building on the premise that automation systems need to evolve to accommodate the demands of new services and delivery platforms, a standard set of rules have been applied to cover common functionality. As a consequence, development costs to add new facilities are kept to a minimum and time to market is dramatically reduced.

Morpheus minimizes disruption and costs associated with integrating new delivery methods or physical devices. With Morpheus there are no fiscal surprises. In addition Snell's world class dedicated support teams are there to assist, providing a broad range of services, including 24 hour coverage, on-site support, spares, remote diagnostics and in-depth technical advice.

The combination of a fully scalable, reliable and resilient device independent architecture, complemented by world class support, ensures Morpheus provides users with future-proof automation that is resilient and highly cost effective.

Operations staff can manage more channels

- Lower personnel & operating costs

Commercial revenues increase

- Sell & present commercials close to air-time


We Have the Solution

versions, shown in Figure 1, the user might choose a higher bandwidth file than they are capable of receiving and would experience a tremendous wait time before playback could begin. Even if an appropriate bit rate is chosen, when network conditions change, the stream would need to buffer, causing pauses in the playback on the user's side. Multiple bit rate streams offer a built-in buffer so that when the network conditions warrant, playback continues while the server adjusts the bit rate being sent to the client. As shown in Figure 2, if the detection and switching interval is not longer than the buffer time, continuous playback is achieved.

There are a few caveats to the encoding of multiple bit rate streams. One is that the video dimensions must remain constant. For example, a 320 x 240 frame might be encoded at 150kb/s, 300kb/s and 500kb/s. The sophistication of codecs today generally allows this without noticeable degradation, although it is more of a consideration if streaming high-motion, high-detail content such as sporting events.

Another caveat is that to simplify the process, one audio stream may be used for all the video. Again, in most cases this is appropriate because users will detect differences in audio more so than picture quality, but if details of the video are a higher priority, it may justify using a variable audio rate as well.

Another choice that the encoder needs to make is whether motion or picture detail is more important. Most often, frames are dropped first to lower bandwidth requirements. Because codecs can achieve 30fps at moderate broadband speeds, the switch to half that rate could be achieved first by dropping every other frame. Picture quality within the frames would also be compromised somewhat because key frames (or I-frames in MPEG jargon) that use proportionately more bits in the encoded stream would not be dropped. If more than just half the frames need to be dropped in order



NPR Satellite Services® is a full-time C Band satellite space segment provider specializing in building and designing video and radio networks. NPRSS—with more than 25 years' experience—helps broadcasters reach new markets while providing a cost-effective way to distribute video and audio content nationwide. NPRSS offers the satellite capacity and everything to get started including channel space segment, uplink licensing and the right equipment for your needs. We provide system designs using the newest compression methods to save bandwidth while lowering costs. Ask about our custom-designed video services.

**space segment | system design
engineering support | uplink services
equipment | 24/7 customer service**

Call NPR Satellite Services at 202.513.2626
or visit us at www.nprss.org/connect

npr
satellite
services

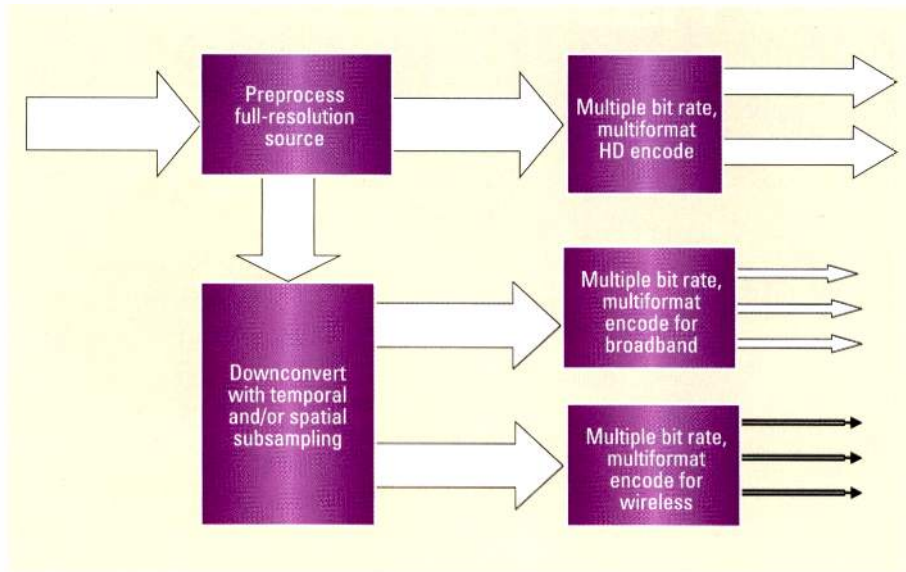


Figure 3. Processing for multiplatform, multiformat, multiple bit rate delivery increases complexity in the studio, encoding facility and for CDNs.

to achieve an acceptable bit rate for delivery, motion rendition could become jerky and more noticeable to the end user.

Frame size, frame rate and audio fidelity all come into play even more when the goal is to achieve multiplatform delivery. Bit rates for mobile de-

livery are still much lower than DSL and cable modem, and also tend to be much more variable. More sacrifices in picture quality may be necessary, but thankfully, they are much less noticeable on mobile devices' smaller screens, with typical resolutions of 176 x 144. This is also a case where audio fidelity may play a much larger role in offering the end user a quality experience.

Simultaneous conversion

The push today is for simultaneous conversion from source to multiple streams that deliver a wide range of video and audio quality depending on the consumers' choice of platform and network connectivity. Current technology can offer HD video delivery at 2Mb/s-3Mb/s all the way down to 100kb/s-200kb/s streams to mobile devices, and everything in between. The process in a studio or encoder farm is much more complicated than

Prevent Your IOT from Overheating!

Add a routine cooling fluid analysis into your preventive maintenance program.



Protect One of Your Station's Largest Capital Investments – Your IOT. Your IOTs keeps you On-Air and your goal is to keep them cool. Contaminants, imbalance of chemicals, and scale can KILL a perfectly good IOT before its time and at a great expense. *Transmitter Down – Not Cool!*

Solution – Rocky Research Heat Transfer Fluid Analysis

A regular coolant analysis from Rocky Research can keep an accurate eye on the health of your cooling system fluids. With a proactive fluid maintenance program you can maintain a cool IOT and maximize its lifespan.

Rocky Research Offers:

- Sample kit for easy collection and shipping
- Comprehensive reports and recommendations
- Fast turnaround

Call Today... for the best solution to keep your IOT Cool!

702-293-0851 x222

or email:

michael@rockyresearch.com



Cool solutions to thermal problems.

www.RockyResearch.com

producing a single bit rate stream. (See Figure 3.) HD sources can be encoded for network delivery, while incorporating a multiple bit rate strategy, as described above, for delivery over high throughput connections to different devices in the home. CPU overload can become an issue when streaming HD, but home networks can also deliver HD and SD content to set-top boxes. After first downconverting the HD video to SD, separate multiple bit rate streams would be encoded to lower bit rates for DSL, cable and wireless delivery.

In the production facility, careful preparation of source video is always a top priority in order to achieve the highest quality compressed streams. Proper downconversion is critical when considering compression for network delivery. Artifacts from 3:2 pulldown, deinterlacing and spatial subsampling will be accentuated at lower data rates. Even if done without noticeable artifacts, these processes can create a more difficult signal to compress due to higher local and frame-to-frame differences in the video. This means bits are allocated to “artificial” picture details, which can compromise quality in the final decoded image.

In order to achieve full implementation of scalable video over networks, the infrastructure must be in place across the entire production and delivery path: broadcast facilities, content distribution networks and local connections to receiving devices. Any format choice, whether it's from Microsoft, Move Networks, Adobe's Flash or the standard MPEG-4 SVC, will require that servers pushing streams from encoding facilities to the CDN and CDN to client have the appropriate technology in place. In order to reach the widest audience, multiple formats can be produced, but this doubles or triples the infrastructure for network delivery.


Client devices must also be equipped with the proper player platform. This is typically not an issue for PCs because they are implemented in

software, but STBs and wireless devices generally need this requirement in hardware.

While H.264/AVC may seem like the candidate of choice for scalable video delivery, proprietary formats and implementations will continue to push the technology envelope, but we do not have to anticipate another for-

mat war in the marketplace. Broadcasters can support all formats, either internally or through third-party providers, so that consumers can make the ultimate choice of how they wish to view online content. **BE**

Barb Roeder is a consultant and president of BarbWired.



Focus on functionality – the new mc²66.

Inspired by your needs — the new mc²66. Not only does this much developed mc²66 stand out with proven efficiency and outstanding functionality, but also with its new features, which once again make high tech equipment from Rastatt/Germany a worldwide standard for mixing consoles. Now you can benefit from the latest touch screen displays, a revised layout and totally reliable control computer redundancy. One of the best consoles available suddenly became even better. Only one thing has not changed: The mc²66's outstanding usability, which will continue to inspire audio engineers in OB trucks, studios and theaters. For more information visit www.lawo.de



Experience the new mc²66 live at AES 2009
New York, October 9–12, Booth 637

Networking Audio Systems



Video compression in transition

MPEG-2 and AVC can coexist in modern facilities.

BY IAN TROW

Broadcasters and service providers have a wide variety of options to consider when choosing the correct compression strategy for the contribution and distribution of broadcast content.

With significant investment in MPEG-2, broadcasters are keen to see vendors addressing the need for greater SD compression efficiency for distribution applications. Higher channel densities and the trend for larger flat screens have resulted in renewed interest in re-evaluating MPEG-2 for further compression gains in an environment where bandwidth is both scarce and expensive. HD distribution started with MPEG-2 over cable and satellite, but many HD services are now possible as a result of the compression efficiencies attainable with MPEG-4 AVC.

Current compression systems now demand multistreaming and file-based capability alongside real-time delivery. This article will investigate the issues surrounding the selection of a compression standard, optimum operational bit rate and ideal system configuration.

MPEG-4 compression

When first introduced, the MPEG-4 compression standard was heralded by many as an MPEG-2 replacement. Since then, a series of profiles and levels has been developed within the MPEG-4 standard that successfully addresses many of the shortcomings of MPEG-2. These include greater compression ratios to facilitate HD carriage, resilience to errors introduced by packet-based IP distribution, and the application of MPEG techniques for mobile, handheld and PC streaming applications.

MPEG-4 has been refined to focus

on commercial areas with requirements that eclipse the capabilities of MPEG-2. The result is MPEG-4 Part 10, more commonly known as H.264 or Advanced Video Coding (AVC). In terms of compression, H.264 is now viewed as a possible successor to MPEG-2 in broadcast distribution applications. However, it should not be assumed that applications will switch from MPEG-2 just to track the latest in compression technology. Many compression applications will remain MPEG-2 for the foreseeable future because of the large installed base of set-top boxes. Additionally, for some broadcasters, the gain associated with upgrading the compression scheme does not yield the benefit to offset the downside of upgrading in terms of capital outlay and retraining.

MPEG-4 AVC was initially developed for low-bit rate multimedia applications. This made the standard more robust and appropriate for IP-based networks when compared with predecessor legacy standards like MPEG-2. This advantage carries through to the application of AVC in contribution applications, and consequently makes bandwidth more plentiful and workflow shorter.

Beyond MPEG-2 compression

MPEG-2 compression is a tough act to follow, so it should not be assumed that broadcast applications will no longer use this standard. Much of the research effort in video compression has been directed toward improving MPEG-2 to exploit the advantages

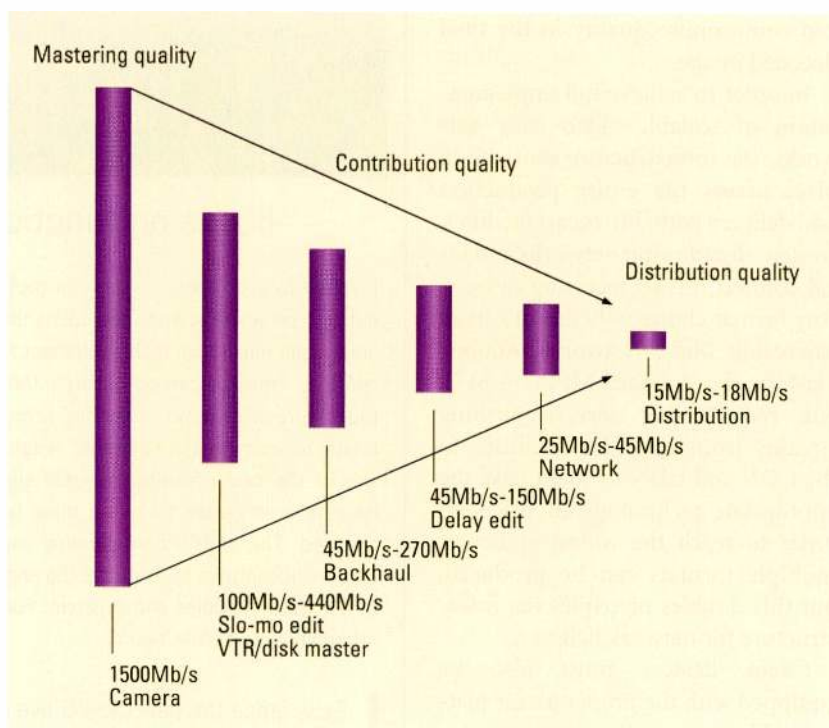



Figure 1. HD MPEG-2 bit rates from mastering to distribution



DOUBLE REDUNDANCY

With over 5500 NEXUS Devices running daily in critical broadcast, performance and event centers, NEXUS has become the favorite choice for secure facility wide audio routing. The Stagetec NEXUS system provides centralized or de-centralized routing with a wide range of modular I/O formats and high density fiber optical links with dual path redundancy. The NEXUS system can be easily interfaced with all major management software packages for main control rooms in radio as well as TV facilities. Stagetec mixing desk solutions interface directly to the NEXUS network and, as the Nexus system, are highly scalable.

STAGETEC DELIVERS

- SCALABLE NETWORKING** Largest system install to date has 18,000 crosspoints
- MULTICHANNEL I/O** AES3, SPDIF, MADI, TDIF, SD/HD & 3GHD
- EXCELLENT QUALITY** 32-bit TrueMatch converters offering up to 158 dB dynamic range
- SYNCHRONIZING** Blackburst, Wordclock, AES, Tri-Level sync, DARS
- OUTSTANDING FEATURES** Certified for Dolby E with integrated encoding/decoding
- PROVEN RELIABILITY** Continuous development since more than 15 years
- REDUNDANCY** On fibre optic lines, power supplies, backplane and CPU
- GRAPHICAL USER INTERFACE** Matrix & DSP configuration, multichannel metering

THE REAL SECURE SYSTEM



SEE US AT
127TH AES CONVENTION
BOOTH No. 737



NEXUS STAR DIGITAL CENTRAL ROUTER



North American Subsidiary
1100 South Tower
225 Peachtree St NE
Atlanta, Georgia 30303
Phone +1-888-782-4391
usa@stagetec.com
www.stagetec.com

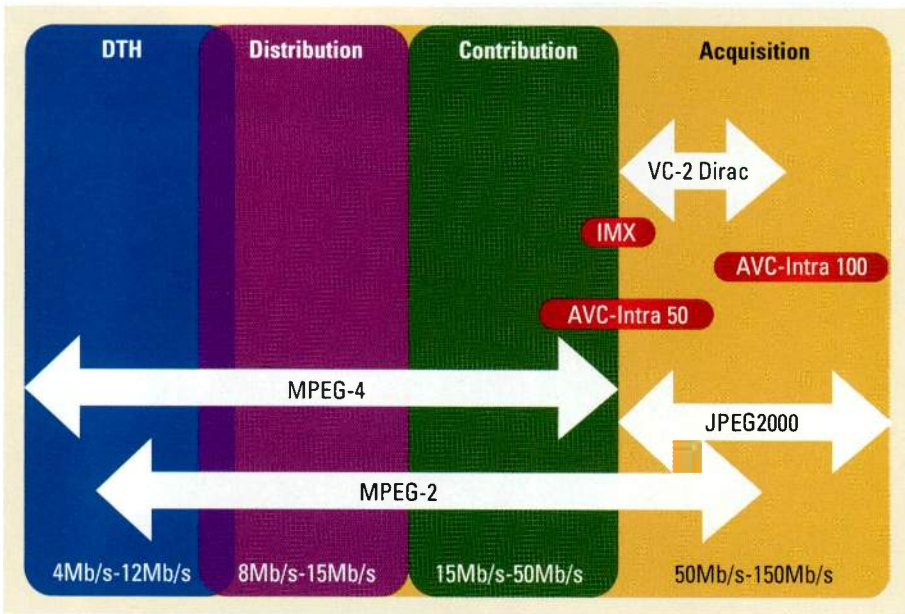


Figure 2. Compression market by standard and bit rate

brought about by more capable processing technology.

Where MPEG-2 has met significant challenge is in bandwidth-hungry HD contribution applications, where the savings offered by a move to a more efficient scheme are seen as commercially essential.

In terms of compression, the following are major factors:

- A significant move toward HD programming;
- Demand for greater compression

efficiency;

- Greater use of file-based production techniques;
- Availability of more transmission bandwidth;
- A desire for reduced workflow; and
- Support for multiple playout platforms.

These factors make the selection of a suitable compression scheme for contribution far more complex than when MPEG-2 was introduced into this environment.

The bit rates used in a typical production chain are shown in Figure 1 on page 42. The rates shown are typical of those used in HD 1080i/720p environments with distribution over MPEG-2. The main development in terms of bit rate has come about because of a desire to greatly reduce the emission bandwidth using H.264 to rates of approximately 4Mb/s-12Mb/s.

In terms of mastering quality, 1080p acquisition introduces the prospect of 3Gb/s for full frame-rate carriage. So even though there is more capability to carry higher payloads, for the vast majority of applications, there is still a requirement for efficient video compression to bring the bit rate down to manageable levels. So, what constitutes a manageable bit rate in a contribution environment, and what compression standard can be used?

Both MPEG-4 AVC and MPEG-2 have been applied to multiple markets in the typical production chain. (See Figure 2.) This usage in multiple markets has significant workflow benefits in reducing the complexity of each production stage.

In most areas, direct-to-home (DTH) deployments have been based on MPEG-2, creating an established infrastructure and a significant legacy for which replacement



HD DIGITAL



CANARE
digital interconnect technology

COU-***
Connector Unit



COU-BP*
Blank Panel



COP-***
Connector Panel



COP-FM3
1 Unit Terminal Panel



COF-***
Frame



Support 5-Directional Wiring



Connection Unit Horizontal
Connection Unit Vertical
Connecting Direction of Connection Lines & Cabling Direction
Vertical/Horizontal
Horizontal
Vertical

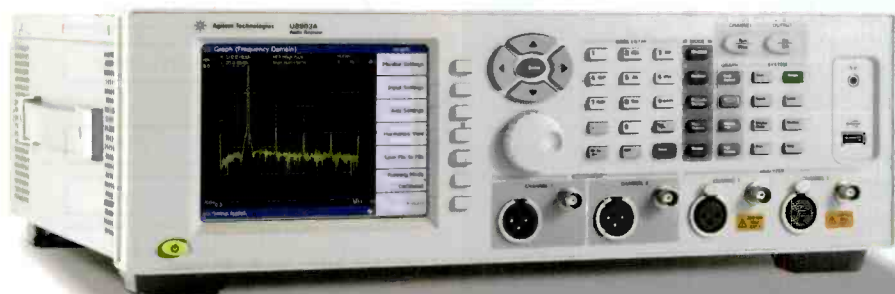
Hybrid Fiber-Optic Camera Connector Panels

Features

- SMPTE 311 Standard
- Integrated splice enclosure
- Easy maintenance & Installation
- Patent Design modular system
- Available in 2RU, 3RU and a variety of Configurations

canare.com | lcano@canare.com | 973.837.0070 | hybrid fiber-optics & EO/OE | snake systems | connectors | cable reels | patchbays | cables

"I need a faster, more accurate audio analyzer."



We knew you'd say that.

The new Agilent U8903A audio analyzer is four times more accurate and over seven times faster than its popular HP 8903B ancestor. In fact, it is among the fastest and most accurate currently in its class. It's also a more fully capable audio analyzer, letting you make crosstalk measurements and phase measurements, FFT analysis, and graph sweep. And it will soon be upgradable to eight channels. You can't find that anywhere else. Go online to learn more about this remarkable new audio analyzer.

Save \$2,400

when you trade in your old HP 8903B
for a new Agilent U8903A audio analyzer*
www.agilent.com/find/U8903APromo

©Copyright Agilent Technologies 2009
Trade in offer good for a limited time.

u.s. 1-800-829-4444 canada: 1-877-894-4414



Agilent Technologies

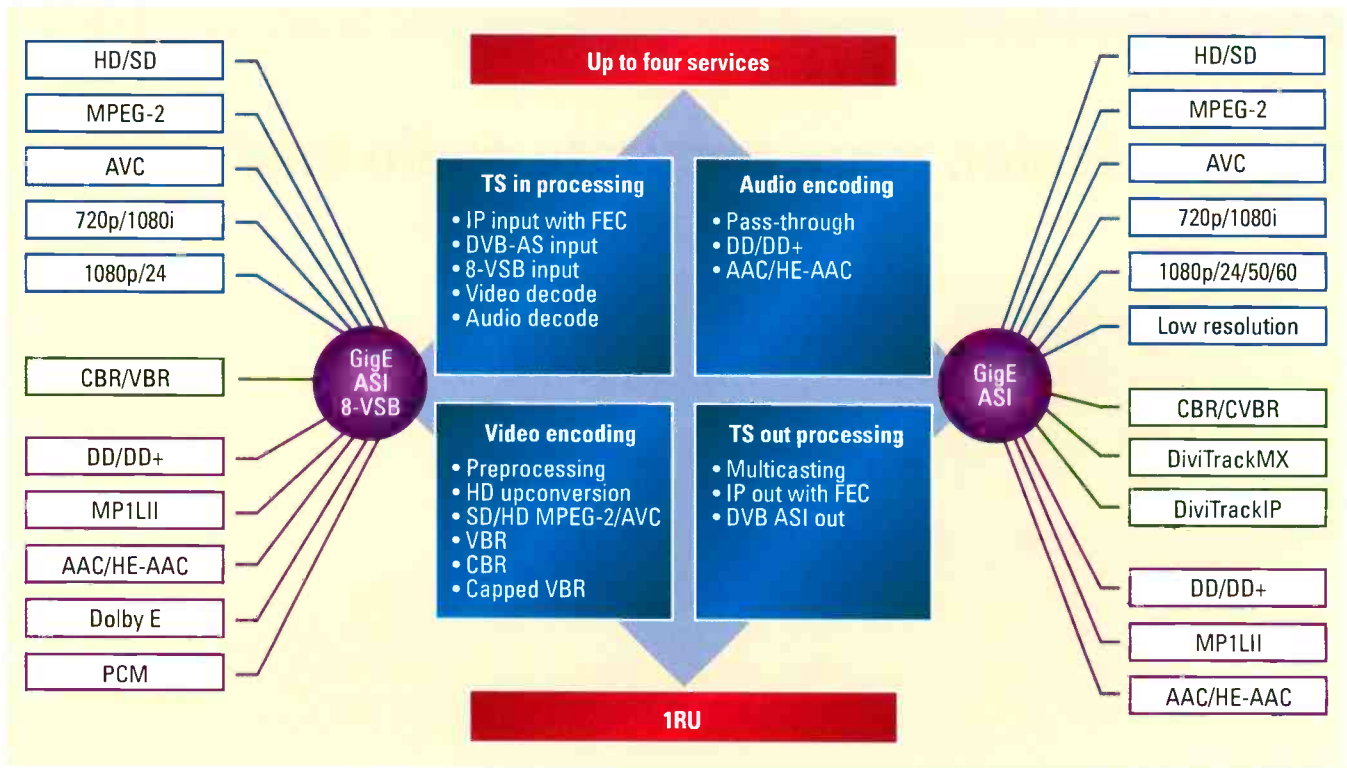


Figure 3. High-quality encoding/decoding

of MPEG-2 by AVC equipment is not a practical solution. Broadcasters and service providers need to work further within the constraints of MPEG-2 on infrastructure that needs replacement or upgrade to a more efficient implementation.

Many early DTH systems now require upgrading simply because they have reached the end of their life cycle.

Replacement of these early MPEG-2 systems has led many compression vendors to re-evaluate their stand on video quality and to retract their view that MPEG-2 had no further developments in compression efficiency to offer. Traditionally, four strains of MPEG compression systems have been marketed as broadcast products catering to the SD and HD variants for

both MPEG-2 and AVC applications. The benefits of applying techniques learned from AVC, along with the extra processing power available, have yielded a new breed of encoders that not only offer enhanced video quality, but support both MPEG-2 and AVC in dense multichannel architectures. The versatility inherent in such a platform is crucial when addressing

Curious? Please visit our website www.riedel.net

RIEDEL
The Communications People

ARTIST DIGITAL MATRIX INTERCOM
The Solution for World Class Events.

Riedel Communications Inc. • 1721 Victory Blvd • Glendale, CA 91201 • USA • www.riedel.net

6.25Gbps Makes it all Possible.

ROUTE, SWITCH AND EXTEND

- ✓SDI
- ✓HD-SDI
- ✓Dual-Link HD-SDI
- ✓DVI
- ✓Dual-Link DVI
- ✓USB 2.0
- ✓Audio
- ✓Serial
- ✓Keyboard & Mouse



What if...

You could transport every frame of a DVI video stream - 1920 x 1200 @ 60Hz or higher - with absolutely NO compression or frame dropping across distances up to 40 kilometers?

You could route and switch virtually any desktop device such as, keyboards, mice, and hi-speed USB 2.0 peripherals up to 40 kilometers with NO latency?

You could seamlessly and securely leverage terabytes of data and resources, while collaborating between sound stages, post houses and editing suites?

Guess what? You can...

Whether your infrastructure requirements are three floors apart or three blocks apart, Thinklogical provides innovative technology for all of your routing and extension needs.

Find out more about our 6.25Gbps line of products, the VX 160 Router and Velocity Series of Extenders, at www.thinklogical.com/products or 800-291-3211.

thinklogical™

Inspired technology for the broadcast and post production industry

a market with requirements that center around legacy system support, the aspirations a provider has for distributing content and a continued desire for greater bit rate efficiency in less rack space.

For contribution and primary distribution applications, where content is exchanged between broadcasters or fed from remote events, similar ties exist to MPEG-2. Professional profiles and levels were developed to extend the range of applications for MPEG-2. The most notable extensions involved enhanced chrominance support through the introduction of 4:2:2, carriage of ancillary data and allowance for milder compression ratios to preserve image quality. In these professional applications, the inertia behind the continued use of MPEG-2 remains strong.

AVC is making inroads in these applications, where there is a strong

overlap in terms of feature sets between the professional and final distribution markets. This overlap exists in newsgathering where 4:2:0 chrominance sampling and high compression ratios are in demand for carriage over narrowband satellite, terrestrial and IP links.

The appeal of AVC has led many second-generation Digital Terrestrial Transmission (DTT) platforms to evolve from exclusive MPEG-2 SD transmissions. Through next-generation encoders, this evolutionary path adds HD AVC services alongside MPEG-2 and eventually supports an all-AVC approach that embraces SD and HD alongside a wide variety of streamed applications. This approach is currently under way for DTT within the UK and will no doubt be repeated in other regions where MPEG-2 is currently the dominant compression standard.

The future for broadcast headends

Greenfield broadcasters are in the fortunate position of not having strong legacy ties to MPEG-2; thus, they are able to deploy systems from the ground up that are fully based on AVC. The resulting streamlined systems, based on the latest generation of AVC encoder products, has tremendous advantages, including the ability to offer the greatest bit rate efficiency, the highest channel density with good redundancy provisioning and the ability to address multiple markets by providing simultaneous streams for a wide variety of platforms.

Video quality is retained within systems that allow content to remain within a particular compression standard. Broadcast content can then be manipulated by adjusting parameters such as frame rate, aspect ratio

10 MHz Distribution Amplifier

- Sine wave outputs (+13 dbm)
- Amplitude leveling
- Low additive phase noise
- High channel-to-channel isolation
- High return loss
- \$1250 (US list)



The new FS730 series of distribution amplifiers from SRS provide state-of-the-art solutions for distributing 10 MHz, Broadband (50 Ω and 75 Ω), CMOS Logic and SDI digital video. Both bench-top and rack-mount configurations are available.

The FS730/1 10 MHz distribution amplifier uses an input limiter design, which removes amplitude modulation from the signal, provides fixed amplitude outputs and blocks input noise. Virtually any 10 MHz waveform with a duty cycle near 50% may be used as an input.



 **Stanford Research Systems**

• www.thinkSRS.com

• 408-744-9040

and compressed bit rate to make them appropriate for the target platform. While this approach is commonly used for broadcast MPEG-2 content, AVC-based systems become very attractive due to the re-

MPEG-2, digital turnaround of such material is a common requirement. Decoding MPEG-2 content has often been performed by separate decoders, but increasingly this functionality is integrated within the encoder. High-

for each video input. Normally, a low-resolution path has been optionally offered alongside the main video encode chain to allow picture-in-picture capability. Making the second channel a fully featured encoder and adding an up/downconverter to the input of the second channel allows a single encoder to produce two encoded outputs. This functionality is commonly requested by broadcasters and service providers. (See Figure 4.)

Rather than viewing AVC as a challenge to MPEG-2, companies are adding functionality to encoders to ease the introduction of more AVC-based services alongside MPEG-2. In the long term, MPEG-2 infrastructure might well be replaced by AVC, but for the moment, the two standards will coexist.

BE

Ian Trow is director of broadcast solutions at Harmonic.

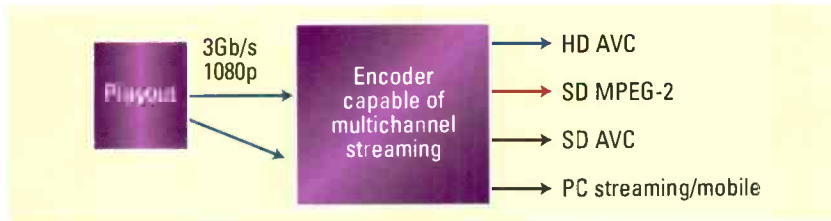


Figure 4. Multichannel streaming

duction in workflow steps, streamlined infrastructure and retention of picture quality.

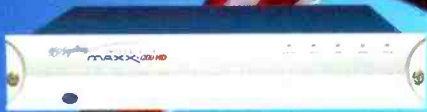
Regions that do not have a large MPEG-2 legacy infrastructure can deploy AVC directly with obvious benefits. However, with the vast majority of broadcast content existing as

end encoders not only have the capability to offer significant coding gains for multiple channels, but also they can now deal with a wide variety of input and output formats. (See Figure 3 on page 46.)

This flexibility is further extended by offering dual encoding channels

High Definition for Mid-Market America

NEW!



360 Systems' MAXX-1200HD

*optional

- » Three HD-SDI Outputs
- » Outstanding Slow Motion Performance
- » Graphics with Key-and-Fill Playout
- » 70 Hours of RAID Storage
- » 8 Audio Channels
- » 720p, 1080i, 23.98 & 24 PsF
- » Multi-Screen & 3-D Outputs
- » HDMI Monitor Outputs*

Call Us now at (818) 991-0360, or e-mail servers@360Systems.com

360 Systems
BROADCAST
 www.360Systems.com



Loudness control

An industry standard is needed to measure audio.

BY PETER POERS

Over the decades, audio professionals in the production and broadcast industries have attempted to control audio so their audiences hear programs that are both intelligible and easy on the ear.

Initially, audio professionals did this by simply listening to the audio content. In theory, it made perfect sense because audio is produced to be perceived by the human ear. But in practice, there were reasons why

simply listening to what was running on the audio track did not achieve the desired results. It quickly became apparent that the industry needed a means of measuring the audio.

Why an industry standard is necessary

Audio is an electrical signal with a limited bandwidth, so it is possible to measure the voltage. Measurement instruments use logarithmic scaling and can have different characteristics

and ballistics of level meter display. A standard audio level meter is not precise when it comes to following the peaks of the audio voltage, but that is not an issue because many peak transients don't transport much acoustical energy. In other words, they are mostly inaudible.

One might think that by combining measurement with monitoring (listening) it is possible to control the audio content. But as engineers have discovered, two pieces of audio

MEDIA DELIVERY SOLUTIONS

Receiver Decoders . Digital Media Gateways . MPEG Monitoring & Analysis . Transcoders . Modulators . RF Analysis Equipment . IPTV Monitoring & Analysis
ATSC-Mobile DTV Signal Generators . ATSC Mobile DTV Signal Analyzers . Baseband Monitoring & Analysis . HD/SD SDI Monitoring & Analysis

MRD 3187B
Modular Receiver
Decoder



AtlasGear 3802
Receiver Decoder Card
openGear

Sencore is the premier choice for digital media content delivery solutions. We have provided companies around the globe with solutions for signal delivery, system monitoring and analysis, system installation, and content management.

Installed by more broadcast, cable, satellite, and telco service providers, and across a wider range of applications than any other multi-format receiver decoders, Sencore professional receiver/decoders set the standard for performance, scalable functionality, and cost of ownership.

Rely on Sencore Receiver Decoders, Transcoders, Modulators, Digital Media Gateways, MPEG Media Streamers, and Transport Stream Servers for high quality content delivery. Ensure system performance with Sencore's scalable IPTV, MPEG-2, H.264, DTV, RF, DOCSIS, SDI, and Media Quality monitoring and analysis solutions. All Sencore products are backed by unsurpassed customer support and responsiveness.

Please visit **SENCORE** at IBC and the SCTE Cable-Tec Expo

www.sencore.com
1.800:SENCORE

SENCORE

FEATURE

LOUDNESS CONTROL

with the same audio level can actually sound very different. What's more, the loudness impression may also sound different. There are many reasons why this is the case, not least the impact that spectral composition, equalization and dynamic range compression can have on the audio content. When these factors are applied, two pieces of audio can end up with a different sound and loudness impression.

These issues have been the subject of debate among experts for many years. The broadcast industry has recognized the need to agree and adopt a common rule to measure loudness, and both the ATSC in the United States and the EBU in Europe are currently working on projects that will set a proper norm to help all broadcasters follow industry standards.

The International Telecommunication Union's Radiocommunication sector (ITU-R) published in July



Satellite Telecommunication Networks (STN) in Slovenia monitors loudness with Jünger Audio's Level Magic. The system features an adaptive level control algorithm capable of adjusting the right audio level from any source at any time.

2006 a new recommended algorithm for estimating program loudness levels for use in digital broadcasting (ITU-R Rec. BS.1770 — Algorithms to Measure Audio Programme Loudness and True-Peak Audio Level). Either Leq(A) or the new ITU-R Rec.

BS.1770 measurement method will, on average, yield the same results.

Hurdles audio engineers must overcome

Currently, there are two main ways to distinguish loudness: sensory and

You Can Count on CEI For Award-Winning Systems Integration — Plus Sales and Service For the Industry's Best Products!



You've relied on CEI for 23 years to deliver world-class systems design, integration and service. Now, we're also applying that award-winning dedication to excellence and reliability to providing superior broadcast and multimedia solutions, such as the Grass Valley™ K2 Dync™ replay controller.

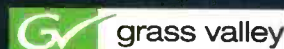
This compact, cost-effective controller is designed to help sports producers and other professionals capture live events in SD and HD resolutions and instantly play them out at variable speeds for critical analysis during fast-paced events.

In addition to offering complete turnkey systems and solutions, CEI also has a comprehensive **maintenance and repair center**, with full-time professional broadcast and IT engineers offering on-site and in-house repair, support and training. CEI also offers training and customized maintenance contracts to fit your specific needs. We can even help with your legacy systems.

For more information, visit our Web site at www.commeng.com, email sales@commeng.com or call 703-550-5800.



COMMUNICATIONS ENGINEERING, INC.
703 550 5800 WWW.COMMENG.COM
SALES@COMMENG.COM



perceptual. Sensory loudness is directly related to the neural activity of the inner human ear. It is possible to model this and build a sensory loudness meter. In contrast, perceptual loudness is related to how interested the listener is in the sound. Obviously, this is not something one can model because it is a learned response that varies according to the personal involvement of the listener. As people are different in how they use their senses, there are enormous variations in the information needed to form a perceived reality. This becomes interesting for people working with sound and moving pictures because if the source can be seen, then the mind will prefer the visual evidence to the sound.

Nonetheless, the standard published by the ITU describes a proven method of measuring the audio and

getting a result related to loudness. As the production and broadcast industries start to embrace loudness control, they will face some important challenges. They must get used to something they have no experience with. The industry knows how to deal with level control because it has been doing it for years, but as already stated, two different pieces of audio with the same level characteristic can be different when it comes to their loudness impression.

The industry should learn to control audio material by using loudness measurement techniques instead of level measurements because when it comes to complying with the ITU 1770 standard, what the level meter is showing is no longer important. Engineers need to understand that loudness and level are two different things. If the audio material is aligned to equivalent loudness, the level might

vary wildly, and that's going to confuse those who have been trained to look for proper leveling.

The way we control audio is going to be very different in the future. The audio engineer still needs to trust his or her ears, but the optical reference instrument of the future will be the loudness meter. Audio monitoring conditions will have to be standardized and aligned in the same way; otherwise, it will be difficult to produce equivalent loudness from different locations and venues.

Another problem related to the practical use of ITU-based loudness control is the lack of references. There are standards for audio levels. These may vary from region to region, but at least people know which alignment level they need to control. The ATSC has given the first recommendation for loudness control, while in Europe, the P/LOUD group

Award Winning Multiviewers ...by Avitech



Rainier Series Goes HD

- Accepts HD/SD SDI and Composite with automatic detection
- Low latency for production applications – one frame maximum
- Compact – Eight video plus one computer inputs in one RU
- Affordable with a comprehensive feature set

Touchscreen Control Panel

- Control and configure Avitech multiviewers
- Touch sensitive screen with an intuitive GUI interface
- Easily programmable for custom designed displays
- Instant recall of module presets for one-touch convenience



AVITECH MONITORING MADE EASY™

www.avitechvideo.com

sales@avitechvideo.com

1(877) AVITECH (284-8324)

hosted by the EBU, is discussing the recommendation. If the references are published, it should then be easy to follow them. There is no evidence that loudness perception is different for various regions of the world; therefore, it should be possible to evaluate and set an international reference. However, given the politics involved, one does wonder if this will ever be the case!

The ideal solution

In the end, the industry may need to adopt the right technical solution. There are already options available, the most basic of which is to run an automated fader driven by the control signal out of the loudness detection.

But well-balanced loudness control isn't that easy. Ideally, the industry needs a system that gives short-term dynamic control as well as average level control (compliant to ITU 1770)

in one box. With this type of loudness control system, the circuit should give continuous control, regardless of the source and without touching the sound of the audio material. There should be no breathing, pumping or spectral changes — just well controlled loudness. Loudness changes from different feeds and differences between program parts; the process should take care of them automatically and give listeners the results they want to hear.

This type of system also needs to restore dynamic structure and offer inaudible gain control. Transients and peaks should be precisely controlled, even if they aren't represented with the loudness detection.

The process should be easy to set up and adaptive to the program ma-

There are already options available, the most basic of which is to run an automated fader driven by the control signal out of the loudness detection.

terial. And all this together should be performed with a short latency time even if the human ear needs about 200ms to perceive loudness. In order to avoid dangerous time base differences between audio and picture, a minimum latency is required.

Conclusion

We are moving toward a situation where broadcast ingest, playout and distribution facilities will face mandatory requirements to implement loudness-based audio control solutions. However, achieving consistent loudness output would be a lot easier if international references were given and if production facilities began adopting loudness control.

Peter Poers is managing director for Jünger Audio.

BE

**Wish you could predict the future?
You can with Zeus.**

Don't be caught off guard with unnecessary equipment issues. Get Zeus...the most trusted web-based equipment management and trouble-ticket system.

zeus
BROADCAST
zeusbroadcast.com

Anytime, anywhere. That's the beauty of our 100% web-based equipment and service management system. Made by broadcasters for broadcasters, Zeus allows an infinite number of users to access the site from any Internet connection at anytime. Isn't that simple?



The Evolution of the Media and Entertainment Cloud

Perspectives from Cisco® and Ascent Media®

INSIDE

Get ready for the next wave of media computing services: the private media cloud. A hosted computing fabric designed specifically for media companies can spur innovation and drive down costs.



The Evolution of the Media and Entertainment Cloud

The transition currently sweeping the media and entertainment industry is as structural and as fundamental as the introduction of color TV or cable networks. Three key industry changes (consumer demand for more choices, the emergence of online video content, and a push to cut costs in response to economic hardship) are having a profound impact on business profitability. In fact, this impact is so fundamental that media executives are forced to examine the cost structure of their business. When the *Wall Street Journal* asked Jeff Zucker, president and chief executive officer of NBC Universal, "How do you bridge the gaps between the digital dimes and the analog dollars?" Mr. Zucker answered, "We've got to change our cost structure."¹

One approach to changing the cost structure is to transform the disconnection and isolation of different business units. For example, many media companies today, including News Corp, Viacom, and Disney, are merging business units or consolidating different services groups. By building a common infrastructure for equipment and services across multiple segments of the business, media companies can amortize technology costs across different business units. When implemented correctly, these projects can generate substantial savings with minimal impact to productivity.

This article discusses a logical extension of this trend, in which media companies use "cloud computing," a hosted technology fabric that provides computational services on demand, to lower operations costs. The article introduces a new concept: the "private media cloud," a custom-built cloud designed for the unique requirements, standards, and services of the media and entertainment industry, and built to address media-specific problems. When multiple companies share a private media cloud, they can deploy new technologies such as Interoperable Master Format (IMF) at a lower cost of adoption.

More importantly, the private media cloud can accelerate innovation by allowing developers to produce content-specific applications such as automatic generation of metadata from content, content repurposing and translation, and automatic embedding of hyperlinks for feature products into content. These kinds of innovations can translate directly into the ability to derive additional revenues from content. Ultimately, a private media cloud reduces the operations costs of distributing content, increases revenues, and unlocks new benefits for content owners and distributors alike.

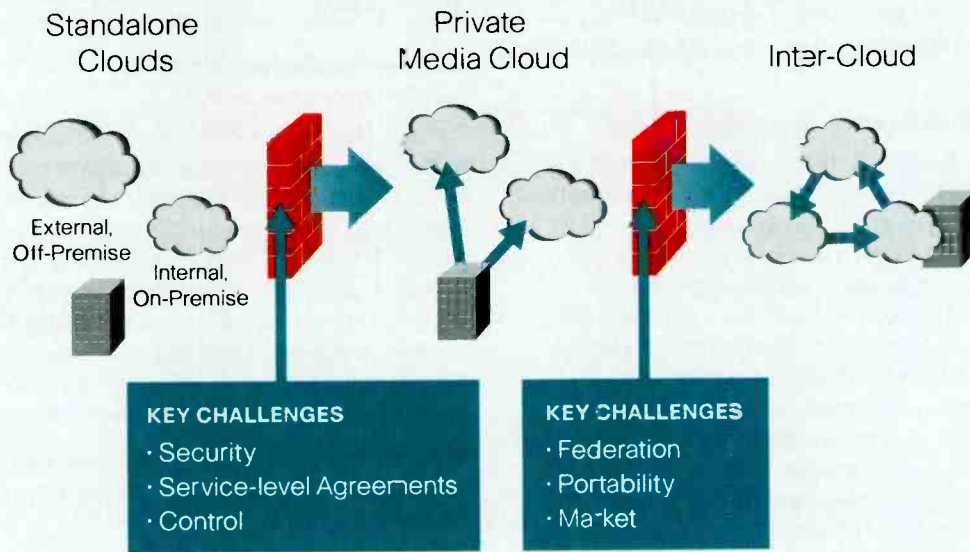
What is a Cloud?

"Cloud computing" is a term applied to large, hosted data centers, usually geographically distributed, that offer various computational services on a "utility" basis. Typically, the configuration and provisioning of subscriber services in these data centers are highly automated, to the point that services are delivered within seconds of a subscriber request. A cloud may be hosted by anyone: an enterprise, a service provider, or a government.

An important aspect of cloud computing is the nature of the services that are being extended to the subscribers. At the most basic level, cloud computing can provide subscribers with compute, storage, and networking resources on demand. However, cloud computing services can also be highly sophisticated and offer subscribers capabilities such as executing content-specific functions (i.e., transcoding a specific piece of content). In general, cloud computing can make a broad range of capabilities, from very coarse functions to hundreds of content-specific functions, available to subscribers. All of these capabilities can be billed back to subscribers on a "pay-as-you-use" basis.

A private media cloud is an extension of the basic cloud computing concept, providing a cloud platform-as-a-service designed specifically for media companies, Figure 1. It supports the standards, services, storage models, and security attributes that are useful in solving common problems along the media and entertainment value chain. A private media cloud is "private" in the sense that it is used to provide intra-enterprise and inter-enterprise services to a controlled number of participating companies with similar needs and requirements. It is built to provide interoperable media services, enabling infrastructure within multiple enterprises to interact transparently with the private cloud.

Figure 1: Evolution of Cloud Platforms



What is an “Interoperable Master”?

In order for media companies to benefit from greater collaboration (whether through a private media cloud or through the myriad other ways in which they interact and serve their downstream constituents), the companies need a common media format. Such a format, named the Interoperable Master Format (IMF), is currently the subject of discussions among several major studios, hosted by the University of Southern California’s Entertainment Technology Center. (See www.etcenter.org/IMF) The goal of the IMF effort is to develop a voluntary specification for a single digital master that can be used as the basis for creating any downstream media deliverable, for any screen size, bit rate, resolution, compression codec, etc. The IMF will store one master set of file-based elements, including metadata, which can be transformed, combined, and packaged for downstream distribution using multiple Composition Play Lists, Figure 2. The availability of high-quality, uniform, interoperable, file-based masters should lower costs, improve time-to-market, and increase interoperability of existing production processes. The IMF specification is intended to be open, so that file-based IMF workflows can be implemented and customized by any content creator, service provider, or distribution partner.

How Does a Private Media Cloud Create Value for the Media and Entertainment Industry?

Media and entertainment firms are continuing to merge previously disconnected business units and partners and to expand shared infrastructure. As a result, digital

production, distribution, and business processes are becoming increasingly integrated, interconnected, and collaborative. This trend is occurring both within firms and across firms. A private media cloud approach allows firms to create their own internal cloud, as well as to interact more transparently with external media-tuned data centers that provide private cloud services. The value of this degree of interoperability can be felt in several areas, but especially when implementing and deploying processes across business units, for example, processes associated with the IMF. This value manifests across the value chain, and is shared by content owners as well as consumer-facing firms such as broadcasters and digital retailers.

Let’s dig a little deeper into the example of a private media cloud supporting IMF-related operations. Based on their understanding of private media-tuned data centers currently supporting the media and entertainment value chain, Cisco and Ascent have identified several specific sources of value. They include:

Data consolidation

Consolidating video, audio, and metadata outputs from production and post-production processes into a consistent “Interoperable Master Format” can simplify downstream processing, increase reliability, and decrease the costs with which downstream distribution targets can be fulfilled. Media and entertainment content datasets are large compared to those in other industries, at tens of terabytes per title. Aggregate annual industry capacity will be on the order of hundreds of petabytes. Such large, concentrated datasets are well suited to be served from a “private cloud” tuned for the media

The Evolution of the Media and Entertainment Cloud

and entertainment industry. The private media cloud consolidates and optimizes storage, management, and operations costs, and provides a consistent set of “on-ramp” services to facilitate the creation of interoperable master datasets.

Minimized data movement and transport costs

Once data is in the media and entertainment cloud, it pays to leave it there. There is a common misconception that when content is digital, moving it around is essentially free. This belief may be a reasonable assumption for small datasets, but it is certainly not the case for terabyte-scale media files. It takes almost 23 hours to move a 10-terabyte dataset over a Gigabit Ethernet link. A good way to understand the value that the private media cloud offers for data transport is to imagine a factory. A traditional factory has fixed machines, and materials are moved around the factory floor (or even through multiple factories). In cloud computing, the materials and work-in-process stays put, and the machines “come to the data,” minimizing data transport latency and costs.

Increased innovation and collaboration

The media and entertainment value chain has historically been predicated upon effective collaboration. However, the industry is only just beginning to take advantage of the kinds of networked collaboration services that can increase the quality of results, reduce cycle times, and optimize end-to-end costs. A private media cloud can and should offer a rich set of such collaboration services. When combined with open interfaces, these services can spur innovation by providing a rich palette of media-tuned services (i.e., metadata extraction,

annotations and approvals, and content packaging) that can be quickly extended to cross-function and cross-enterprise collaborative networked processes.

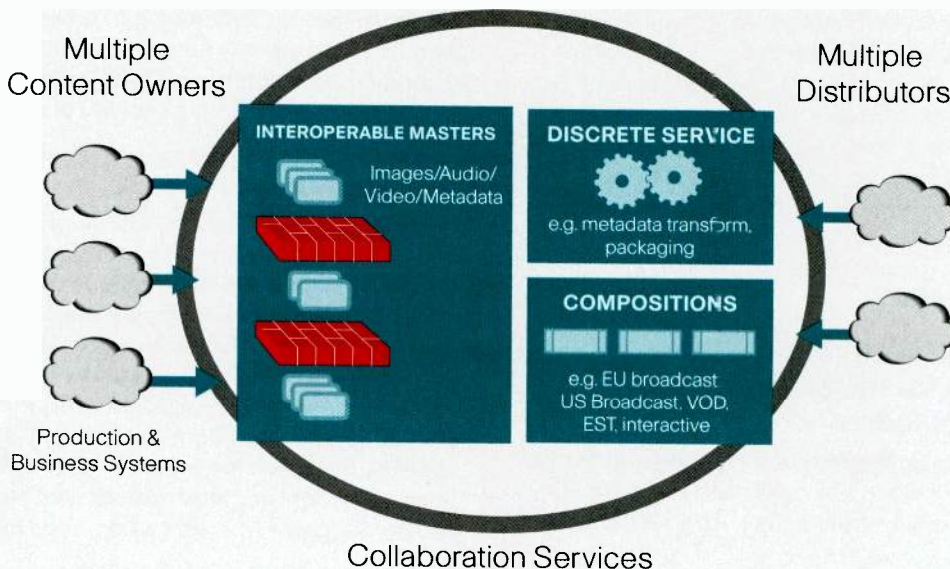
Improved utilization of “media manufacturing capacity”

The digital manufacturing capacity required to support media and entertainment applications can fluctuate wildly. Demand for a particular customer is project- and deal-driven, and prone to spikes that may not be easy to predict. In such environments, building for peak capacity for each customer is simply not a cost-effective option. Instead, a viable “pay-as-you-use” model can be realized through aggregating and smoothing demand, and matching the supply of machines in the “virtual factory” against this smoother demand curve.

Automation of distribution and business-to-business (B2B) syndication of content and metadata throughout the supply chain

The emergence of interoperable masters across multiple feature films and TV episodes from multiple studios can enable an unprecedented degree of automation. Distribution servicing, or the creation of specific entertainment products in the right formats with the correct “digital packaging,” can increasingly be automated. A private media cloud can provide automated distribution services that provide coverage for the majority of distribution targets.

Figure 2: Interoperable Masters within a Private Media Cloud





A private cloud that offered these types of capabilities could benefit multiple content providers, service providers, and distributors. To deliver these benefits, however, the private media cloud must be tuned specifically for the media and entertainment industry, and must be transparent, virtual, and open. Customers must be able to transparently observe their resident data, all operations that are performed within the cloud, and their status and associated costs. Customers should also be able to reasonably implement standalone operations on their own premises that interact and interoperate with the media and entertainment cloud in a transparent, virtual whole. Finally, customers should be able to provide and retrieve data, order work, and observe status in an open and nonproprietary manner, using interfaces that allow them to connect transparently to a variety of their own business and production systems.

Private Cloud Benefits for Broadcasters

In addition to the benefits described above, the IMF services available in a private media cloud would also offer specific benefits for broadcasters. A private media cloud can help broadcasters:

Reduce operational costs

A common consequence of the isolation and disconnection of business and infrastructure work centers prevalent today is that the same work is done at multiple places along the value chain, often increasing operational costs for broadcasters. For example, important metadata available earlier in the value chain is not maintained or made available to broadcasters, forcing multiple downstream distributors to recreate the metadata and manipulate the content. A private media cloud can provide broadcasters with a broad array of services, including access to required upstream metadata, as well as various content formats.

Utilize staff more effectively

A private media cloud can help broadcasters to better rationalize their staff by enabling them to use applications, collaborative processes, and services that “come to the data.” As a result, a single staff member or team could potentially serve multiple geographies or facilities.

Reduce development costs and time-to-market

In many cases, broadcasters must augment traditional playout services with multiplatform publishing capabilities in order to remain competitive. The many back-end services required to prepare and deliver content for different consumer-facing platforms (transcoding for mobile or PC, DRM-packaging, download, streaming, license management, and serving) can be made available within the cloud. This capability eliminates the need for each broadcaster to develop, maintain, and manage such complementary services themselves. When data is consolidated, there are also significant opportunities to optimize peering and connectivity to consumer-facing content distribution networks, allowing broadcasters to join forces and enjoy economies of scale.

Today’s media and entertainment companies are facing fundamental disruption in their business models, technologies, and techniques for provisioning required services. These disruptions are profound, yet they also offer proactive firms an opportunity to enact strategies to harness change, lead the competition, and thrive in the new world order. Cisco and Ascent are working with leading media companies to take advantage of this industry transition. Cisco and Ascent take an architectural approach, in which different aspects of the business are viewed as discrete services. These services can be selectively exposed as a common fabric to employees, partners, and customers throughout the media value chain to lower operational costs and unleash new innovation and collaboration. The “private media cloud” advanced by Cisco and Ascent represents a first step in that direction.

¹ Swisher, Kara. “What’s On – and Where?: NBC Universal’s Jeff Zucker on why he believes television is still paramount.” *The Wall Street Journal*. June 2, 2009. Retrieved August 3, 2009.



Visit us at www.cisco.com/go/msb

About Cisco and Ascent

Cisco is the worldwide leader in networking that transforms how people connect, communicate, and collaborate. Since 1984, Cisco has led in the innovation of IP-based networking technologies, including routing, switching, security, TelePresence systems, unified communications, video, and wireless. The company's responsible business practices help ensure accountability, business sustainability, and environmentally conscious operations and products. Learn more at www.cisco.com.

Santa Monica, California-based Ascent Media Group, LLC is a wholly-owned subsidiary of Ascent Media Corporation (NASDAQ: ASCMA), which provides creative and technical services to the media and entertainment industries. Through more than 40 facilities in regions of Southern California, New York, Atlanta, London, and Singapore, Ascent Media provides effective solutions for the creation, management, and distribution of content to major motion picture studios, independent producers, broadcast networks, cable channels, advertising agencies, and other companies that produce, own, and/or distribute entertainment, news, sports, corporate, educational, industrial, and advertising content. Information about Ascent Media can be found at www.ascentmedia.com.



Ascent Media
Corporate Headquarters
Santa Monica, CA

ASCENT MEDIA is a registered trademark of Ascent Media Group, LLC.
The ASCENT MEDIA logo is a trademark of Ascent Media Group, LLC.



Americas Headquarters
Cisco Systems, Inc.
San Jose, CA

Asia Pacific Headquarters
Cisco Systems (USA) Pte. Ltd.
Singapore

Europe Headquarters
Cisco Systems International BV
Amsterdam, The Netherlands

Cisco has more than 200 offices worldwide. Addresses, phone numbers, and fax numbers are listed on the Cisco Website at www.cisco.com/go/offices.

CCDE, CCENT, Cisco Eos, Cisco HealthPresence, the Cisco logo, Cisco Lumin, Cisco Nexus, Cisco StadiumVision, Cisco TelePresence, Cisco WebEx, DCE, and Welcome to the Human Network are trademarks; Changing the Way We Work, Live, Play, and Learn and Cisco Store are service marks; and Access Registrar, Aironet, AsyncOS, Bringing the Meeting To You, Catalyst, CCD, CCDP, CCIE, CCIP, CCNA, CCNP, CCSP, CCVP, Cisco, the Cisco Certified Internetwork Expert logo, Cisco IOS, Cisco Press, Cisco Systems Capital, the Cisco Systems logo, Cisco Unity, Collaboration: Without Limitation, EtherFast, EtherSwitch, Event Center, Fast Step, Follow Me Browsing, FormShare, GigaDrive, HomeLink, Internet Quotient, IOS, iPhone, iQuick Study, IronPort, the IronPort logo, LightStream, Linksys, MediaTone, MeetingPlace, MeetingPlace Chime Sound, MGX, Networkers, Networking Academy, Network Registrar, PCNow, PIX, PowerPanel, ProConnect, ScriptShare, SenderBase, SMARTnet, Spectrum Expert, StackWise, The Fastest Way to Increase Your Internet Quotient, TransPath, WebEx, and the WebEx logo are registered trademarks of Cisco Systems, Inc. and/or its affiliates in the United States and certain other countries.

All other trademarks mentioned in this document or website are the property of their respective owners. The use of the word partner does not imply a partnership relationship between Cisco and any other company. (0812R)



SUPERCOMM®

OCTOBER 21-23, 2009

McCORMICK PLACE, CHICAGO, IL

B4B

BROADBAND FOR BUSINESS.

SUPERCOMM 2009 transforms B2B by delivering the entire spectrum of broadband for your business. We call it B4B. Global and world class, SUPERCOMM 2009 is where broadband service providers and communications buyers converge with leading products, services, and exclusive education to enhance networks and maximize broadband investments. In short, it's where the vision of broadband comes to life.

REGISTER TODAY

WWW.SUPERCOMM2009.COM

SOURCE THE FULL BROADBAND SPECTRUM:

- Network Components
- Converged Networks
- Data Management, Storage & Security
- Applications & System Integration
- Devices
- Content


Sponsored by:




Fiber Optics

New 1.5Gb/s
and 3Gb/s video
bandwidth
requirements
are driving
broadcasters to
embrace fiber.

BY STAN MOOTE





Most of us know that fiber optics have been around for nearly four decades. But as broadcasters, we tend to think fiber is for transporting video in and out of the plant — not within the facility. After all, fiber optics is really only for longer distances, isn't it?

Traditional fiber-optics usage

Other than telcos, broadcasters' traditional usage of fiber was strictly limited to specialized needs. I clearly can recall our first fiber customer in the early 1990s — a European broadcaster that needed to run seamless operations between two collocated buildings. As the buildings were close together and only 32 video feeds were required, this project wasn't really anything out of the ordinary. We would only need to pre-

and post-equalize the signal, use the lowest loss cable available and suffer a little bit of added noise. Having 32 feeds precluded using microwave STL units due to costs.

The one catch in this installation was that the video requirement was serial digital (270Mb/s), not analog — hence, the move toward fiber. We quickly designed fiber I/O into our routing switchers and satisfied their requirements with 100-percent reliability. Nonetheless, when we discussed this solution with other customers, we soon found out most broadcasters would not embrace fiber. The general consensus was, "For feeds from outside the plant, we leave it up to the local telco/PTT to provide this service."

For satellite distribution of feeds, receivers are often "remoted" from the receiving dish to provide baseband audio/video within the plant.

To keep the RF loss to a minimum, remoting the RF connection is typically done by putting the L-Band RF signals onto fiber. Again, this is considered to be more of an external application to the plant.

New requirements for fiber

New requirements in today's industry are driving broadcasters to embrace fiber. As new facilities are built and older ones upgraded, broadcasters are implementing HD at both 1.5Gb/s and 3Gb/s data rates. At high data rates, coax installs need to be augmented with fiber to accommodate all necessary path lengths. Practically speaking, coax is really only good for 200ft maximum by the time one includes connectors, patches and some overhead for nonstandard/emergency patching. Even within a central equipment room, these seemingly short distances get chewed up

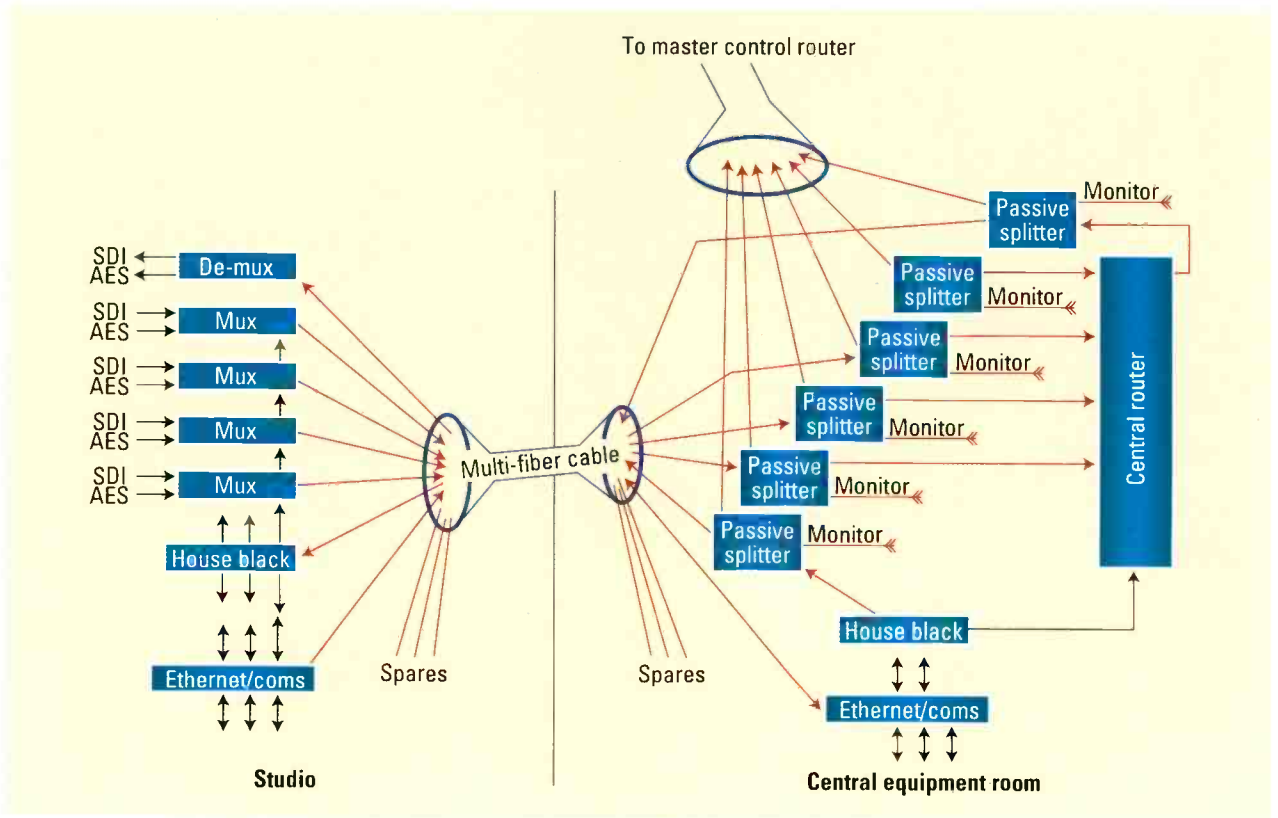


Figure 1. The use of passive splitters and multi-conductor fiber cable minimize installation and monitoring costs while maintaining flexibility for the future.

very quickly in the facilities' cable trays. Meeting SMPTE 424 specs becomes more difficult as inexperienced installers often squeeze the coax with incorrect tray loading or tie wrapping.

Given these factors, more and more broadcast products now offer

fiber interfaces. This makes a mixed-mode plant quite simple to consider now that typical products such as A/V processors, up/down/crossconverters, frame syncs, mux/de-muxers and distribution amplifiers offer optical. Mid- and large-size routers now offer user-customization of the I/O for

coax or fiber by simply changing out I/O modules to provide the required quantity of optical ins and outs.

Looking at typical central equipment rooms, many sources come into either a central or distributed routing system. Some of these are from local in-house (studio) sources; others are





openGear SOLUTIONS FROM WARD-BECK

- + Analog Audio / Video Distribution
- + AES/EBU Distribution
- + Analog to Digital Audio Converter
- + Digital to Analog Audio Converter
- + Muxing / Demuxing
- + DOLBY E/AC3 Decoding
- + Embedded Audio Processing
- + 3 Gb/s HD Distribution



HD WORLD
Visit Us at Booth - 938

Inter BEE

International Broadcast Equipment Exhibition

11.18 Wed. >>> 20 Fri. at Makuhari Messe, Tokyo

2009

Inter BEE is widely recognized by industry professionals as the only large broadcast equipment exhibition in Japan.

Inter BEE 2008 Results

■ Number of visitors **35,715** (record-high) ■ Number of exhibitors **781** (record-high) ■ Number of booths **1,968**

Reason to Attend

- *Feel and experience the latest trend of audio and video industries and the latest technologies from around the world.*
- *5 new pavilions in response to wave of digitalization that has started off around the world.*
- *Experts such as technology developers and sales representatives await you in each booth.*
- *3 days of exhibition that satisfies not only broadcasters and video producers but also telecommunication operators and creators.*
- *"Inter BEE Content Forum" under the theme of "Expectations for content creation from user's point of view" will also be held.*

Exhibits of Category

■ Professional Audio Equipment

The latest audio equipment for the digital era ranging from DAW, consoles, mixers to microphones and speakers

■ Professional Lighting Equipment

- ◆ Stage lighting / Production lighting for stages, theaters, outside facilities, theme parks, and attractions

■ Video and Broadcast Equipment

- ◆ File storage / transfer systems and video production workflow in response to the large capacity era
- ◆ Comprehensive system that integrates tapeless, wireless and seamless concepts.
- ◆ High definition cameras
- IPTV, Mobile TV, Cross Media Zone **NEW**



IPTV



Mobile TV



Digital Signage



Digital Cinema



3D Image

How to Attend

- Go to a website and register for free entry.

▶ <http://www.inter-bee.com>

- Official Travel Agency:

Nippon Travel Agency Co., Ltd.(NTA) is handling hotel reservations in the area around Makuhari Messe and offering special discount rates for Inter BEE visitors.

▶ http://apollon.nta.co.jp/ibee_2009/

Latest information

Inter BEE online

www.inter-bee.com

Organizer: **JEITA** Japan Electronics and Information Technology Industries Association

Global partners:



Asia-Pacific
Broadcast/Info
Union



KOBA

Broadcast Asia 2009



Hong Kong International
Film & TV Market (FILMART)
香港國際影視展

Management / Contact: Japan Electronics Show Association

5F, Sumitomo Shiba-daimon Building No.2, 1-12-16, Shiba-daimon Minato-ku, Tokyo 105-0012, Japan

Tel: +81-3-5402-7601 FAX: +81-3-5402-7605 E-mail: contact@inter-bee.com

Audio

Visual

Creation

Delivery

Professional

Trade Show

from various remote feeds. Newer plant designs want to future-proof their basic infrastructure to cover 3Gb/s, and installing fiber makes this pretty simple. Take, for example, having a bank of serial digital frame synchronizers. Due to coaxial distance constraints, it actually was necessary to have a “bank” of frame syncs physically located beside

the router. With fiber, there is no need. We can have several smaller groups, or even single units, at far greater distances than we had ever imagined.

Fiber has another unique characteristic over coax — multiple cables in a single jacket. With fiber counts of 6, 12, 24, 48, 72 and 96, install costs go down. Look at the sudden flexibility

you’ve created. Consider a studio that had four outputs, two returns and house black yielding seven feeds. The plant designer dropped in a 12-count fiber. Six months later, this room was needed for a sudden pop-up 1080p event. They wheeled in a second switcher and suddenly were up and running without laying cables. The install time was cut in half.

By using passive splitters, the in-house studio feeds can be distributed to the central router and also additional rooms and routers within the facility at no extra power costs (keeping the install somewhat green). When using splitters, monitoring points basically come for free; this is a real bonus. (See Figure 1 on page 64.)

Using fiber is really scary

The only thing scary about fiber is that looking directly into an active fiber is dangerous. Don’t do that. Besides, there is no point; you can’t see the light anyway.

Years ago, broadcasters had similar apprehensions about accepting new connector technology such as simple RJ-11s. I recall having to design them out of the newer equipment due to complaints of the difficulty having such a customized connector and specialized training and equipment required to produce the mating ends. Look around any facility now, and you see literally thousands of the RJ-11’s big brother, the RJ-45. We all had to take the time to learn how to use these connectors, and the same goes for fiber.

With any new technology, there are lots of confusing options. At a glance, fiber is no different: single-mode, multimode, macro and micro-bends, slack storage, angled and ultra connections and, for that matter, a half a dozen of different types of connectors all begging us to keep with BNC and coax technology. But seriously, the switch to digital has forced substantial changes in BNCs and coaxes over the past decade. And fortunately, a few broadcasters and manufacturers have been using fiber for close to 15 years now, so they have already worked out



Performance
you can
build on

Middle Atlantic Products equipment mounting solutions are the strong foundation you need to build effective and reliable broadcast systems. Every Middle Atlantic Rack system includes provisions for all four of the critical support functions needed for professional installations:

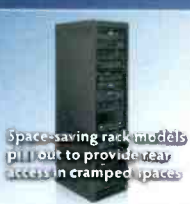
- Structural Support
- Thermal Management
- Power Distribution & Management
- Cable Management

Together, these functions support your broadcast equipment to ensure maximum reliability and life.


Professional broadcasters such as Fox, Turner, and many others rely on Middle Atlantic mounting systems for their networks – contact us today and learn how our supporting role can help you deliver your best performances.



Rack models available for high density installations and small locations



Space-saving rack models pull out to provide easy access in cramped spaces



Integrated cable management supports cooling airflow and easy changes



High-powered cooling options are available for the most difficult thermal management challenges

EXCEPTIONAL SUPPORT & PROTECTION™
Call us for details 800-266-7225 | middleatlantic.com


Middle Atlantic Products



Shown here is a variety of physical layer optical test products. The fiber identifier (center) is a unique tool that clamps onto a fiber cable and identifies both the direction and signal presence without disconnecting the fiber. The handheld OTDR (right of center) determines fiber cabling faults. Optical power meter and visible laser source (two units on the left) are valuable tools for any technician's kit.

most of these kinks for you.

Finally, think about this: How many of you have connected up the audio optical out from your DVD player or set-top box into your home theater audio system. Was that difficult?

Smaller bits

With any new technology, we be-

gin with a requirement, and then we need to learn about it — breaking the subject into smaller “need to know” pieces. When it comes to fiber, leave the heavy-lifting technology to the equipment suppliers, just as we do with most technology we use today. Learn about the I/O, appropriate test equipment and the constraints, and

move on. Also remember that fiber systems are designed to go tens — even hundreds — of miles, but within the plant, we only need to focus on short distances. Hence, most of the complexity is removed.

Following are the basics on installing and operating fiber:

• *What type of fiber should I use?* There are two types of fiber: single- and multimode. Although two options exist, the choice is actually quite simple: Just use single-mode. Multimode limits the distance even within a large building. Using single-mode, you can go for miles without calculating a link budget. Keep it simple: Only use single-mode fiber.

• *How do I choose connectors?* People always complain about having too many connector options. Well, look in your plant that is filled with DB-9, DB-25, dozens of BNCs for different coax sizes, RJ-11, RJ-45, HDMI, VGA,

TEMPEST® 2400. TAKING WIRELESS PRODUCTION BY STORM.

Like nothing seen or heard before from a digital wireless intercom system, Tempest2400 makes intercommunication a breeze in any indoor and outdoor broadcast production environment, anywhere in the world.

- Operates in unlicensed 2.4GHz band
- All digital, 4-audio channels
- 5 full-duplex beltpacks per basestation; Up to 50 beltpacks on 10 basestations
- 2xTX-Transmission/Frequency Hopping Spread Spectrum
- Accu-Sync™ Basestation Coordination
- Easy setup—No frequency coordination required
- Stage Announce; Unique GPIO Contact Closures; Vibration Call Function
- Easy-to-operate T-Desk software for monitoring and configuration



 Clear-Com

www.clearcom.com

◆ NOW SHIPPING! ◆

DIGITAL WIRELESS

© 2009, Vitec Group Communications, LLC. All rights reserved. © Clear-Com is a registered trademark of The Vitec Group plc.

FEATURE

FIBER OPTICS

DVIIs, XLR3s in different flavors and min-DINs — not to mention all the specialized ones for cameras and remote operations.

When it comes to connectors, the first thing you need to know is that there are two different ways to join fiber: Angled Physical Contact (APC) or Ultra Physical Contact (UPC). These methods are always indicated as part of the connector part number. The rule of thumb is to check specs on the product you are buying. Typically in broadcast products, only UPC is used. APC provides a more expensive, lower-loss connection when super long distances are required outside the plant. There is no need for APC inside the plant.

Like choosing the fiber itself, making the choice of connector type is also pretty simple: Most broadcasters use SC or LC connectors. They both are snap-in and locking. Try to standardize on one type as much as pos-

sible; use patch cords with different ends to convert when required to use a different connector type.

• *What about test equipment?* Don't even consider initiating a fiber install without having some test equipment on-hand. You don't need much to get started. The minimum is an optical power meter and a visible light source. (Choose one that is bright enough to be seen in daylight. This is very helpful for basic physical layer troubleshooting.) Having an optical time domain reflectometer can help you quickly locate the physical position of any cable faults that may have occurred during installation or handling. (Remember that some installers ignore the "minimum sweep" rule.)

For broadcasters, it can be beneficial to choose fiber products from a manufacturer that also offers optical test equipment tailored specifically for broadcast use. Many suppliers focus more on the higher volume telco

users, whose products are used for installations of literally miles of fiber cable. When ordering test equipment, make sure that its connectors are removable and that you identify and order high-quality adaptors to match your system requirements.

• *Is cleaning important?* With fiber, there's no reason to worry if the connectors are gold-plated or not; they don't corrode. Cables do come with protective end caps to keep them polished and clean. In most broadcast applications, simply removing the caps and making the connection is all you need to do.

Again, in-plant operations have lots of link budget, so there's no need to fuss too much about connector cleaning. Should some cleaning ever be required, don't blow on them or wipe it clean with your finger or shirt. There are several inexpensive cleaning kits available.

• *How can I simplify installation?* For

TRACSERIES new products • new features • new pricing

TBC
tbconsoles.com

"TBC's Trac products delivered amazing technology in an incredibly comfortable and flexible console system"

- Paul Koopman
Director of Engineering
Versus / NHL HD



technical furniture systems for video production and broadcast

years now, telcos have been installing lots of extra fiber once the ground has been opened up. Now with “fiber to the curb,” these efforts are paying off. The same goes for the previous studio example. Much of the cost is in the install, not the cable — so install more than you need.

Additionally, installation crews do need to know how to install fiber to ensure that it doesn't crack. You should know the cable specs for the bending radius and the crush tolerance due to too many cables on top of the fiber and, just like coax, incorrect tie-wrapping. Bending cable too sharply is the worst enemy in the optical world. When you check the cable specs, you will find the bending diameter is typically 1.5in; however, there are newer cable types that allow for bending as low as 0.6in.

Hidden benefits

Besides future-proofing your facil-

ity, increasing operational flexibility and eliminating traditional distance limitations, fiber offers a number of hidden benefits:

- *Green operations.* Passive splitters provide monitoring points and distribution points without using power
- *Simplified digital systems timing.* Fiber operates at light speeds. Electrical and optical conversions take less than 10ns, so there's no longer a need to calculate cable runs.
- *Improved house sync.* With fiber, the distribution of color black within your plant — or even to external buildings — is simple. Again, there are no delay issues: Simply use analog video-to-fiber converters to distribute black and tone on fiber.
- *No more cable tracing nightmares.* Because fiber passes visible light, you simply put on a handheld visible light source and find your lost cable in seconds. Passing visible light into a fiber can also help you find faults.

• *Less noise.* Fiber is immune to interference. There is no need to fight ground loops and various electromagnetic or RF noise.

• *Simplified control and monitoring.* Many interfaces are now available to extend Ethernet, intercoms, RS-422, etc., networks over fiber with simple I/O modules. Taking advantage of these greatly unifies your operations.

Summary

After reading through this article and seeing how simple fiber is to use, you will likely ask yourself why you have not embraced fiber before. Don't wait around until you are suddenly forced into implementing a stronger 1.5Gb/s or 3Gb/s plant. After all, your upgraded IT infrastructures demand fiber, so why not use it for video too? Consider fiber today.

BE

Stan Moote is vice president of corporate development at Harris Broadcast Communications.

VISLINK

News & Entertainment

New applications and solutions for the demanding and changing Broadcast world – fixed and mobile microwave links, wireless camera systems, cellular receive city centre networks, satellite uplinks and IP data transfer.

Professional broadcast equipment and support services for news, sports and Outside Broadcast. Quick set up, effective operations and superb performance for 24 hour live news, sensational sports and creative camera work.

Secure Communications from Vislink.



ADVENT LINK MRC

UK: +44 1923 474060 Middle East: +971 4886 5226 Singapore: +65 6248 4676 USA: +1 978 671 5700 www.vislink.com

EEG's HD480

The closed-caption encoder and VANC inserter helps broadcasters manage active format descriptors.

BY PHILIP MCLAUGHLIN

Active format description (AFD) has become one of the core technologies that broadcasters use to address the challenges of the mixed HD/SD production and home-viewing environment that currently exists. AFD codes, which supply information about intended aspect ratios to downconverters and other equipment, are enabling streamlined and economical HD/SD workflows where all material is produced and stored in HD only, and converted to SD on a just-in-time basis as needed for transmission. These workflows, while highly efficient in theory, are often limited by problems propagating the critical AFD data cleanly throughout the signal path.

Recent updates to the HD480 closed-caption encoder and VANC inserter from EEG are designed to directly address these challenges, and help make the all-HD workflow leading to high-quality HD and SD delivery a reality.

Inside the HD480

Properly preserving AFD data throughout the signal path can be hazardous for a number of reasons, including multiple insertion points, equipment that makes undesired changes to upstream AFD data and equipment that does not implement the entire set of defined AFD codes. The latest version of the AFD module for the HD480 addresses almost all of these problems.

Driven by an intuitive Web GUI, the encoder acts as a multipurpose standardizing tool, or legalizer, that streamlines quality control and troubleshooting for the smooth carriage of AFD data. It recovers AFD codes from any line of a video signal, while stan-

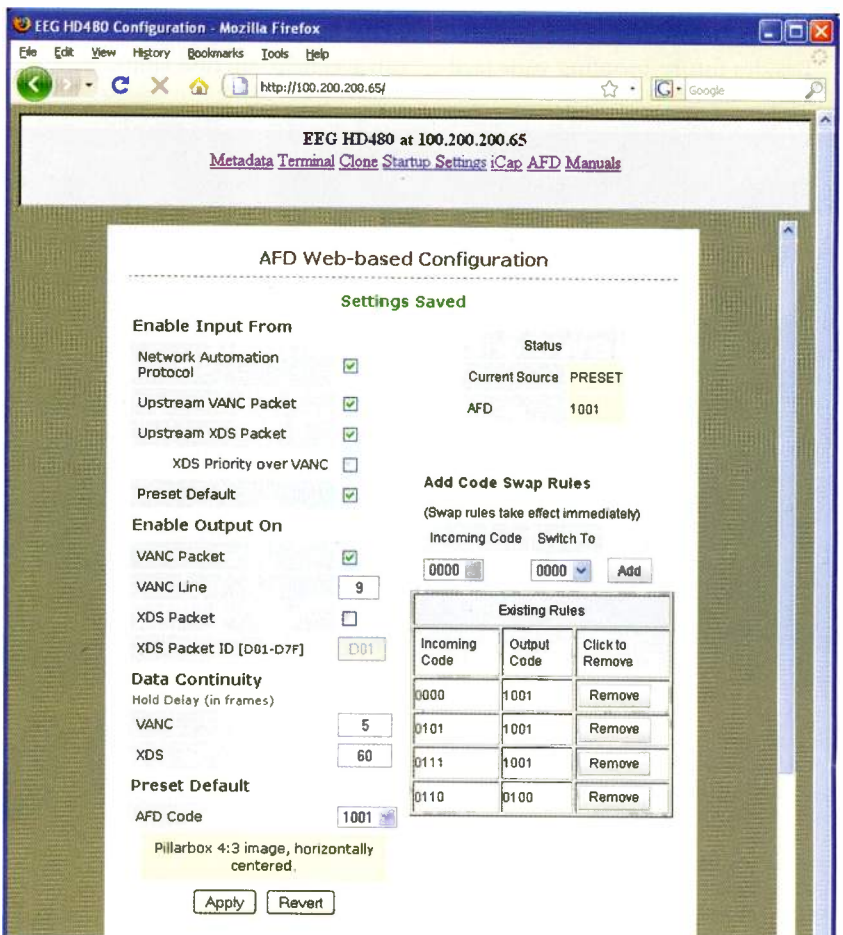
dardizing to a single packet on a user-selectable VANC line. This eliminates common problems with multiple AFD packets appearing in different locations in the same video frame.

Another common problem is small gaps in upstream AFD data, resulting in screen flickers and worse. The HD480 can bridge data over these gaps, holding the last valid code for a configurable number of frames for up to five seconds.

The encoder also provides a unique tool for bridging AFD data around

equipment that displays undesired behavior — a custom XDS packet that preserves the core of the AFD packet. This XDS packet is ignored by other equipment, but can be recovered downstream by EEG equipment and reinserted as full standard VANC AFD packets. This is one of the features that gives the unit the flexibility to be placed in a wide variety of configurations within the video stream on the way to distribution.

The core of the encoder's ability to act as an efficient legalizer is an



The EEG HD480 encoder features an intuitive Web graphical user interface that enables broadcast engineers to control and troubleshoot for the smooth carriage of active format description data.

AFD input/output switching matrix. The module accepts inputs from any VANC line in upstream video, the XDS protocol, or a TCP-based automation control protocol, and can also author AFD data based on presets. The unit can output data in standard VANC format, the XDS format, or both. Because there are multiple ways to input AFD, and subsequently multiple ways to output AFD, the system is based on a Web interface that efficiently sets up rules, paths and priorities for the AFD data. For each of these sources, the encoder's switching matrix allows users to set whether they want that data to be used, if present, and what receives priority when there are multiple sources. Regardless of the number of input sources, one consistent AFD packet will appear with each field of the output signal.

The encoder can also set code swap rules that enable dynamic mapping

from one AFD code at the input to another at the output. For example, every time the code "0000" comes in, it can be replaced with code "1001." This function is helpful if other equipment in the plant automatically stamps video with undesirable AFD codes, or if ingested material from other content providers similarly arrives with problematic AFD codes. Broadcasters that have problems processing the bar data (which provides information about the locations of any bars on the screen, such as if it is letterbox, etc.) component of the SMPTE-defined AFD packet, and want it removed or normalized, can use the HD480 for this function, as well. These processing filters are run after the input side of the switching matrix, so they will apply for all possible data sources.

The features cover most of the major issues broadcasters experience with AFD workflows today. Multiple

codes, code gaps and codes that do not meet ingest specifications are responsible for a wide range of troubling downconversion behavior. Easy automation and multiple prioritized input methods enable the smooth design of complex systems where mixed format data sources are inserted together on the fly. The HD480 has the tools to be used for AFD legalization either prior to server ingest, or after server payout.

The benefit of managing AFD codes

The transition to a fully digital broadcast distribution system makes management of AFD codes essential to the video stream. The AFD capabilities of the HD480 aid HD/SD delivery workflow with a flexible architecture and intuitive Web interface. **BE**

Philip McLaughlin is president of EEG.

Newsgathering has evolved.

Are you ready?



Call or visit our website to learn how Streambox can lower your cost by turning your broadcast viewers into newsgathering contributors.

Streambox®

Learn more at www.streambox.com or call +1.206.956.0544 ext 3.

Metadata

As metadata itself becomes more ubiquitous, the bits behind it are more complex.

BY JOHN LUFF

Many years ago, SMPTE and EBU joined forces to work on harmonizing content-related issues associated with interchanging digital bit streams. Though the 1998 report was not the first use of the term “metadata,” it clarified terms related to interchanging content in the emerging digital video ecosystem. The preface to the report defines metadata as “a new class of program-related data called metadata. Metadata may be defined as the descriptive and supporting data that is connected to the program or the program elements.”

Metadata is one half of the media, the other being the essence, i.e., the actual content itself. Though metadata may be necessary to use essence, metadata can be processed and maintained in a totally separate path than essence. This leads to the potential for corruption, or disappearance, of one class while the other still exists.

Understanding metadata

Metadata includes two major classifications. Structural metadata provides critical information that may be necessary to process the associated content. This is comprised of things like the scan format, compression system used, number of audio tracks and their technical parameters, closed captioning, and unique media identifier (UMID) (SMPTE 330M-2004). Descriptive metadata provides other useful information about the content, such as program title, length, copyright holder and even scripts.

SMPTE 335M-2001 describes in great detail 15 classes of metadata and how they are represented. The overarching description is based on key length value (KLV) encoding. The key is a reference permanently tying the

elements together. The length follows and specifies the number of bytes of data, which then follows in the value. This simple structure allows for almost infinite variation and simple parsing of the information.

Of course, it is often inconvenient to have separate metadata and essence. Managing the two independently, in the case of say a SMPTE 292 stream of HD content, would be more difficult. As a result, the concept of a wrapper must be introduced. A wrapper gathers the elements (video and audio essence, and metadata) together and presents one unified delivery mechanism. (See Figure 1.) SMPTE 292 is itself a wrapper, as it contains audio

and video, and metadata (including UMID), on a 1.485Gb/s link. In the file domain, a QuickTime file is, in fact, a wrapper, as is MXF.

Using a wrapper allows the media and all of the metadata to be delivered in a unified structure. But there are times when metadata must be separated from the content. For example, in a TV station, the metadata about programs and spots is parsed to traffic, automation, and perhaps asset management and archive databases. Each has a function to perform, and each must be aware of aspects of the content, but does not need access to the content itself. To make the full wrapper available to such applications




Figure 1. A wrapper collects the video and audio essence, and metadata, into one delivery mechanism.

would make management of their data vastly more complicated and expensive. Traffic gets some of the metadata from a syndicator or programming database. It passes only the bare essential metadata to automation, perhaps no more than house number and start of message/end of message (SOM/EOM) along with the time the event is to play.

Automation sends additional metadata about the content back to traffic for reconciliation after air. An archive system might have a slightly more rich database to allow some searching, and a full MAM system would have a rich set of metadata fields on which searches can be performed.

Keeping data current

A major issue is keeping all data about each piece of content current. Knowing where the most current data is represents an interesting challenge. For example, traffic might have SOM/EOM that were provided by the vendor, but the times might have been trimmed to slightly different values when the media was ingested in master control. MAM would have no knowledge that they had changed either. Propagating those changes is often a complex process with multiple applications communicating, perhaps in real time.

If the metadata inside the wrapper with the content contains the same information, the complications become deeper. Do you really want to permanently modify the metadata associated with the content? To do so implies that the applications have access to the inside of the wrapper. What happens if the metadata becomes corrupted? Or worse, if it is an MPEG file, there is a chance that the syntax of the transport itself can be corrupted. The result could be corrupted essence.

There are other places where the linkage between remote metadata and essence can become broken with dire consequences. When a system is told to delete content (both essence and metadata), often a file system entry is simply expunged, leaving the blocks where the content is stored free for future recording. But if the record in the archive database or the video server's file system is trashed inappropriately, it may prevent access to content that is still valid and present. However, without the metadata (recording the location of the essence), it is easy to see that the content "doesn't exist."

As time goes on, the set of "normal" metadata becomes more rich and complex. In a recent develop-

ment, YouTube announced that it will be fingerprinting all content for the purpose of making take-down decisions more transparent. YouTube has provided the tools to broadcasters, through third-party vendors, to create the fingerprint. But in the end, that adds a piece of metadata, which must be stored with each item. When a program airs with changed supers, a new fingerprint may be needed, which means more metadata.

Digital rights management information also creates more metadata. One broadcaster sent a request for proposal out a few years ago, which asked that every use of each piece of content be tracked, so if news footage had single use rights, it could be flagged as unavailable after the first use. Because this required every process in the production sequence to be monitored, and metadata made available to all applications and everyone involved, it became horribly complex. So maybe it's the bits about the bits that are becoming more complex as the bits themselves become more ubiquitous. **BE**

John Luff is a broadcast technology consultant.


? Send questions and comments to: john.luff@penton.com

MEDIORNET

Re-Defining Fiber-Optic Networks

- Fiber Signal Transport for Multi-Channel HD/SD Video, Audio, Intercom & Data
- Supports any Combination of Network Topologies
- Integrated CWDM Multiplexing
- Uncompressed Real-Time Signal Distribution and Routing
- Supports 3rd Party Router Control
- Software-based Signal Processing and Conversion
- Future-proof Hardware Platform

www.mediornet.com



RIEDEL
The Communications People

NEW PRODUCTS

NEW PRODUCTS & REVIEWS

Compix Media

Character generator simultaneously outputs graphics in either SD-SDI or HD-SDI; brands multiple video streams with different overlay material from a single chassis and one interface; features dedicated logo insertion, EAS message generation and automated, template-based sports score generation.

949-585-0055; www.compix.tv

Anton/Bauer

Li-Ion battery delivers up to 10A for high-current applications including on-camera lighting; can operate a 40W HD camcorder for more than two hours; features MAXX 1.5 warranty and real-time LCD; compatible with current Anton/Bauer InterActive charger series; meets regulatory requirements including CE.

203-929-1100; www.antonbauer.com

ARG ElectroDesign FLEX 2400 range

Range of production switches/splitters incorporates modules for distribution amplification, protection switching and diverse routing; available for various formats, including SDI, ASI and G.703; includes dual power supplies and relay bypass cards; features SNMP and Web server for remote monitoring and control, ASI modules for protection switching and distribution amplification, optional 48VDC, automatic configuration, front-panel control, LED indicators for power supply operation/ alarm, relay contacts for control and monitoring, and RS-232 for setup.

203-376-3372; www.arg.co.uk

CynerG²

Sound Devices



Digital recorder includes 256GB solid-state hard drive; records more than 60 hours of uncompressed, 24-bit, eight-track audio to a solid-state medium; equipped with eight full-featured microphone inputs and 12 tracks of recording; features a stainless-steel and aluminum chassis, providing shock immunity; accommodates individual controls and connectors for each of its eight inputs, as well as numerous additional I/O and data connections.

608-524-0625

www.sounddevices.com

788T-SSD

Calrec Audio



Audio console based on Apollo platform, Bluefin2 for processing and Hydra2 for routing; running at 48kHz operation, features up to 640 channel-processing paths, 128 program busses, 64 IFB/track outputs and 32 auxiliaries; includes a second compressor/limiter in each channel, more than 70 minutes of assignable delay, three independent APFL systems and automatic hot-swap redundancy for all DSPs, control processors, routers, power supplies and connections; control surface combines OLED displays, touch screens and light-emitting knobs.

+44 1422 842159; www.calrec.com

Brick House Video

Callisto Micro

SD switcher can handle fully asynchronous (unlocked) inputs in a mixed-signal format (SDI and analog) environment; program and preview outputs are available as both SDI and analog composite with 10-bit processing throughout; features four SDI auxiliary switched outputs, triple-channel frame store synchronizers and a Web server option with external browser control; offers 4:3 or 16:9 blanking; operates in stand-alone mode or can be genlocked to an external reference; installed functions include auto wipe, auto dissolve and auto fade to black.

+44 1962 777733

www.brickhousevideo.co.uk

Strategy & Technology

TSMonitor

Broadcast interactive application/subtitle monitor implements a number of virtual receivers running on a single server, with each executing a predefined, scripted functional test case; provides traffic light status display on Web browser-based user interface; logs the behavior of all elements for compliance; supports MHEG-5 middleware for interactive applications, EBU Teletext and DVB subtitles with closed-captioning.

303-926-4993; www.s-and-t.com

jünger

LEVEL MAGIC™



Loudness Control Devices

revolutionary adaptive audio control algorithms

www.junger-audio.com

Sennheiser

MMK 965-1




Microphone capsule attaches to 2000 series and evolution G3 wireless series SKM transmitters; offers natural and detailed audio reproduction of a large-diaphragm studio condenser; features dual-diaphragm technology, allowing it to switch between cardioid and super cardioid pickup patterns with the flip of a switch; reduces spillover from instruments.

860-434-9190; www.sennheiser.com

Clear-Com

Hybrid Network



Hybrid TDM matrix/IP server network combines time-division multiplexing-based intercom systems with an IP solution; extends the reach of intercom capabilities to more users without more infrastructure; features Eclipse v5.1 digital matrix intercom system with new 32-channel high-density IP connection card; enables broadcasters to dial into the main studio intercom using laptop computers.

510-337-6600; www.clearcom.com

Vector 3

VectorBox 8000HD

Automated playout system integrates into one unit a universal file format player, comprehensive effects engine, channel-branding capabilities and extensive support for broadcast hardware.

+34 93 415 12 85
www.vectorbox.com

Bridge Technologies IP-Probe v4.0

VideoBRIDGE IP-Probe update contains system enhancements and new features, including the ability to compare services between different interfaces in the chassis (ASI, RF and Ethernet), full support of RFC 3357 and searchable tables in the Web GUI; available as a free download to existing customers and reinstalled on all new systems.

+47 22 38 51 00; www.bridgetech.tv

Custom Consoles

Media Wall

Flat-screen monitor mount accommodates large or small arrays of LED, LCD and plasma-panel monitors and ancillary equipment; incorporates height-adjustable horizontal beams suspended between 2m silver-anodized aluminum columns; beams are available in 1500mm, 2000mm and 2500mm widths and allow easy attachment of large and small panels using pivoting VESA and plasma-mount fittings; horizontal cable trunking is provided at the rear of each beam and vertical trunking within the columns; equipment pods with 19in racking behind removable vented panels can be accommodated at floor level.

+44 1525 379909
www.customconsoles.co.uk

HaiVision Network Video

Video Furnace System 5

H.264 video-over-IP distribution system incorporates MAKITO HD H.264 encoder for encoding and distributing live video to computers and set-top boxes, for creating scheduled playback channels for enterprise television and signage, and for recording content and delivering VOD.

847-362-6800; www.haivision.com

ON-AIR Systems

Simply Series Version 5

Channel-in-a-box solution features enhanced remote viewing of playlists, graphics template improvements, the ability to configure ports to output different versions of the same output from a single playlist, enhanced media management capabilities and enhanced redundancy features; can play out recordings before the recording is completed with a user-defined delay.

+44 845 0942612; www.on-air-systems.com

NEW! QRM 16 x 16 RF Matrix Router with Q-ROUTE & Q-SENSE

- **Q-ROUTE** Provides Internal Signal Path Redundancy by Automatically Re-routing Around a Failed Signal Path
- **Q-SENSE** Provides External Signal Path Redundancy by Automatic Switching of Back-up Input Signals
- Operating Range Cover Both IF and L band
- Manual & Automatic AGC Modes with a Range of -15 dB to +16 dB in 0.5 dB Steps




Booth #312

www.quintechelectronics.com

QUINTECH
The Source for RF Reliability

DVEO HD-SDI Master Quad/I PCIe



HD-SDI input card simultaneously receives up to four independent, real-time HD-SDI streams and stores them in a PC workstation or video server; designed for HD video encoding, post-production processing, ENG and storing HD video for editing applications; features total bit rate of 6Gb/s, onboard DDR memory, automatic cable equalization, embedded audio extraction for up to eight channels, and driver and API support for Windows, Linux and the DirectShow filter.

858-613-1818
www.computermodules.com

Zaxcom

2.4GHz RF network distributes remote-control signals, time code, IFB audio and metadata for production sound; wirelessly links Deva/Fusion, wireless digital recording, encrypted IFB receivers and compatible digital slates into a single system; signal is generated by Deva/Fusion and broadcast via IFB100 on a 2.4GHz signal; available for all current Zaxcom hardware via free software update.

973-835-5000; www.zaxcom.com

Zax-Net

Electrorack

High-density heat containment system dynamically adjusts airflow to match the load in each enclosure; prevents hot exhaust and cold supply air from mixing; fully redundant system uses dual power inputs and two hot-swappable fan modules that scale up to 30kW; equipped with digital displays and LED indicator lights; includes networking module and embedded software with GUI; enables user-defined SNMP traps and alarm thresholds to trigger e-mail alerts when levels fall outside of the desired parameters.

800-433-6745; www.electrorack.com

CoolCirc-IT

Softel



vFlex HD



Graphics data processing unit provides a compact, single-unit solution for multichannel configurations and highly complex multievent cuing and opting; encodes, decodes, re-encodes and regenerates VBI content, including widescreen signaling, VPS, cuing, Teletext, subtitling, video index and PDC signals; supports OP47 and SMPTE 2031 encoding and decoding for HD-SDI; enables encoding of animated or stationary logos and CG clocks under manual or automated control; features dual power supplies, network interface cards, time code reading, Web-based management, and network, serial and GPI interfaces.

203-354-3602; www.softel-usa.com

TRAINING DOESN'T COST, IT PAYS.



Leave the teaching to the experts, the consultants at *Broadcast Engineering*.

BroadcastEngineering[®]
SPECIALIZED TRAINING

Is technology moving faster than your staff's skills? Do you have engineers and operators who aren't up-to-date on your latest equipment and systems? Have the demands of HD and handling multi-formats created workflow problems or caused on-air mistakes? These failures can cost you money.

Broadcast Engineering is excited to offer you an introductory series of training workshops targeted specifically to broadcast operations and engineering staffs.

All this is contained in a self-paced, complete program accessible from any computer.

Log on to www.broadcastengineering.com/webcast/best to learn more about the classes available, or to enroll.

ZEUS[™]
BROADCAST
An Obor Digital Company

127TH AES CONVENTION

**MAKE THE RIGHT
CONNECTIONS**

October 9-12, 2009

Jacob K. Javits Convention Center
New York, NY

www.AESshow.com



NEW PRODUCTS

NEW PRODUCTS & REVIEWS

NETIA

Radio-Assist 8.0

Digital audio automation software gives instant access to all types of media, archived or online; enables preview and restoration for repurposing and distribution for broadcasting and multiplatform distribution; enables journalists to publish only audio content and metadata, publish audio and associated media or prepare a group of items for automatic conversion and publishing to various platforms; features tools for acquisition, sound editing, commercial and music production, newsroom systems, scheduling, multicasting and administration.

888-207-2480; www.netia.com

never.no

Interactivity Desk

Software tool for on-air and off-air editorial control of interactive and participation formats in all media; reads various forms of viewer contribution data and enables editor to moderate, edit and sort the data before submission to broadcast systems, blogs, Web sites or STB/IPTV middleware; can feed data to various systems in parallel; contains built-in scheduler.

+47 22 01 66 20; www.never.no

Litepanels



Underwater housing fixture features small size, panchromatic light output, low power draw and low heat generation; available using company's 1x1 and MicroPro fixture designs; constructed of aluminum and plexiglass and rated watertight to a depth of 100ft.

818-752-7009; www.litepanels.com

SeaSun

QPC Fiber Optic

E-Link



Hermaphroditic, compact, rugged multi-channel connector system features an environmentally sealed design and anodized aluminum body for use in demanding environments; allows multiple cables to be directly connected without adapters; uses a high-performance 2.5mm termini and a split ceramic alignment sleeve.

877-772-3423; www.qpcfiber.com

Comtech EF Data

Adaptive Coding and Modulation

ACM for CDM-625 advanced satellite modem enables more bandwidth efficiency and increases throughput for IP-based point-to-point applications; turns fade margin into increased link capacity by automatically adapting the modulation type and forward error correction code rate to provide the highest possible throughput; maximizes throughput regardless of link conditions; can yield higher system availability even in fading conditions with lower throughput.

480-333-2200; www.comtechefdata.com


SMPTE
ANNUAL TECH
CONFERENCE & EXPO
October 27-29, 2009
HOLLYWOOD RENAISSANCE HOTEL
HOLLYWOOD | CALIFORNIA

Don't Miss the Special Pre-Conference Event on Monday, October 26
MXF in Advanced Media Workflows*

*Additional rate applies

For more info: www.smpte.org

Gekko Technology



Single-source, LED-based spot lamp can generate millions of individual colors as well as a range of high-accuracy, broad-spectrum whites; uses single multichip LED array; features lumen output warranted for 20,000 hours, passive cooling and silent operation; uses a combination of precise calibration and closed-loop feedback for consistent color quality; output is optimized at 3200 and 5600 degrees Kelvin with no color shift through the dimming range; controllable from intuitive rear interface via DMX.

+44 8448 005 326; www.gekkotechnology.com

kedo

DFT Digital Film Technology

Scanner offers time delay integration sensor technology for fast, sensitive film scanning — 4K scanning up to 15fps and 2K up to 25fps; features precision roller gate and continuous-motion capstan film transport; provides touch-free optical pin registration for image steadiness; integrated spatial image processing manages the scaling and formatting before the material is stored; uses LED light sources with a specific selection of spectral wavelengths that are switchable depending on the film stock and for matching to the correct colorimetry of film dyes.

818-288-5503; www.dft-film.com

SCANITY



Polecam

Universal RCP MkIII



Remote-control panel allows comprehensive, intuitive control of up to five different camera types from a single unit; uses audio sine wave data signal that can run at 1200Bd, 2400Bd or 4800Bd; can be linked via balanced audio cable to the RX Box receiver, which can be located up to and beyond 1500m away; pan, tilt and iris motor drive outputs are provided.

+44 1234 855 222; www.polecam.com

PPC

CompPro



Line of compression connectors for 50Ω braided cable offers 360-degree compression that seals out moisture, dust and air; features pull strength of 200lbs and one-piece construction; offered in a full range of sizes and styles, each compatible with multiple cable manufacturers.

315-431-7200; www.ppc-online.com

Element Technica

EVF Deluxe Mounting System

Mounting system for RED One users provides a secure interface capable of attaching to a variety of points on the camera body or to other accessories; allows 4in vertical and 6in telescoping adjustment along viewfinder axis; viewfinder can be tilted to almost any angle; cine-style clutch holds unit securely in place; can be converted from left to right eye.

323-641-7327; www.elementtechnica.com

12-bit Full-HD Processing?



It's Possible.

The new IP00C705 Image Processor from i-Chips features complete internal front-to-back 12-bit deep processing.

- Motion-adaptive de-interlacer
- 90 degree image rotation
- Detection of all cadences

Learn more at: www.i-chipstech.com

i-Chips

Represented in North America and Europe by: **Daitron**

A PENTON MEDIA PUBLICATION

BroadcastEngineering®

www.broadcastengineering.com

Editorial Director: Brad Dick, brad.dick@penton.com

Editor/World Edition: David Austerberry, editor@broadcastengineeringworld.com

Managing Editor: Susan Anderson, susan.anderson@penton.com

Production Editor: Collin LaJoie, collin.lajoie@penton.com

Production Editor: Angela Snell, angela.snell@penton.com

Art Director: Michael J. Knust, mike.knust@penton.com

Art Director: Robin Metheny, robin.metheny@penton.com

Technical Consultants: Computers & Networking – Brad Gilmer

Antennas/Radiation – Don Markley

Digital Video – Aldo Cugini

Transmission Facilities – Donald L. Markley

Legal – Harry C. Martin

New Technology – John Luff

Industry Watcher – Anthony Gargano

New Media – Craig Birkmaier

Group Publisher: Wayne Madden, wayne.madden@penton.com

Marketing Dir.: Kirby Asplund, kirby.asplund@penton.com

Dir., Online Product Development: Dean Muscio, dean.muscio@penton.com

Vice President of Production: Lisa Parks, lisa.parks@penton.com

Production Manager: Kathy Daniels, kathy.daniels@penton.com

Classified Ad Coord.: Sarah Maxey, sarah.maxey@penton.com

Dir., Audience Marketing: Barbara Kummer, barbara.kummer@penton.com

Group Show Director/LDE: Sharon Morabito, sharon.morabito@penton.com

Penton Media

Penton Media, Inc.

249 West 17th Street

New York, NY 10011

Chief Executive Officer: Sharon Rowlands, sharon.rowlands@penton.com



MEMBER ORGANIZATIONS

Sustaining Member of:

- Society of Broadcast Engineers

Member, American Business Media; Member, BPA International,

The Missouri Association of Publications

BE US/Canada SUBSCRIPTION RATES: Free and controlled circulation to qualified subscribers. Non-qualified persons may subscribe at the following rates (Prices subject to change): USA and Canada, 1 year, \$99.00, 2 years, \$171.00, 3 years, \$242.00; Outside USA and Canada, 1 year, \$116, 2 years, \$204.00, 3 years, \$292.00 surface mail (1 year, \$193.00, 2 years, \$347.00, 3 years, \$506.00 airmail delivery).

BE World SUBSCRIPTION RATES: Free and controlled circulation to qualified subscribers. Non-qualified persons may subscribe at the following rates (Prices subject to change): USA, 1 year, \$94.00, 2 years, \$160.00, 3 years, \$226.00; Outside USA, 1 year, \$110, 2 years, \$193.00, 3 years, \$275.00 surface mail (1 year, \$182.00, 2 years, \$336.00, 3 years, \$490.00 airmail delivery).

ARCHIVES AND MICROFORM: This magazine is available for research and retrieval of selected archived articles from leading electronic databases and online search services, including Factiva, LexisNexis and Proquest. For microform availability, contact National Archive Publishing Company at 800-521-0600 or 734-761-4700, or search the Serials in Microform listings at napubco.com.

REPRINTS: Contact Penton Reprints to purchase quality custom reprints or e-reprints of articles appearing in this publication at 888-858-8851. Website: www.pentonreprints.com. Email: reprints@pentonreprints.com

PHOTOCOPIES: Authorization to photocopy articles for internal corporate, personal, or instructional use may be obtained from the Copyright Clearance Center (CCC) at 978-750-8400. Obtain further information at copyright.com

PRIVACY POLICY: Your privacy is a priority to us. For a detailed policy statement about privacy and information dissemination practices related to Penton Media products, please visit our Web site at www.penton.com.

EDITORIAL and BUSINESS OFFICE: Penton Media, 9800 Metcalf, Overland Park, Kansas 66212 • 913-341-1300 • penton.com

Copyright 2009, Penton Media, Inc. All rights reserved.

NEW PRODUCTS

NEW PRODUCTS & REVIEWS

Media 100

Media 100 Suite

Advanced editing system software facilitates real-time editing of multiple video and audio sources in familiar interface; allows direct-to-timeline audio recording while playing back timeline audio and video; adds support for Matrox MXO2; improvements include the ability to export timelines to Adobe After Effects CS4, support for Apple Final Cut Studio 3, improved Apple Color integration, full support of QuickTime time code tracks, export of time code burn in, support for 24-bit audio import and ability to output RP188 time code with supported AJA Video I/O cards.

508-357-8906; www.media100.com

Wohler Technologies

AMP2-16-3G/AMP2-E16-3G



3Gb/s audio monitors decode Dolby E and are Dolby Digital Plus ready; provide simultaneous display for up to 16 channels of embedded audio within a single multirate 3G signal; equipped with five card slots; feature high-fidelity Class D amplifiers; include demuxed outputs of eight AES pairs on BNC connectors and a relocked loop output of the 3G signal.

510-870-0810; www.wohler.com



Let *Broadcast Engineering* keep you up-to-date on the latest industry news, technology developments, new products and services...and more.

Apply for your free subscription today. Log on to broadcastengineering.com and click on "subscribe."

And...you can also sign up for any of the industry's leading e-newsletters from *Broadcast Engineering*.

broadcastengineering.com **BroadcastEngineering®**



STOP EXPERIMENTING WITH HD



GET THE COM1000 FOR YOUR PROJECT TODAY!



- H.D.MPEG4/QAM 256 over COAX!
- I.P.T.V. over L.A.N. to P.C. or I.P. Set Top
- Perfect for Corporate Offices, Campus, Hotel and Stadiums

SKY WEB, INC.

*Certified Installer for COM1000 System



Authorized Dealer

**INTEGRATORS/RESELLERS WELCOME
RF SIGNAL DISTRIBUTION • HD UPGRADES**

Sales, Design, and Engineering Services Nationwide

1(888)759-9321 www.skywebtv.com

©2009 DIRECTV, INC. and the Cyclone Design logo are trademarks of DIRECTV, Inc. All other trademarks and services marks are property of their respective owners.

Broadcast Engineering

PRODUCTS & SERVICES SPOTLIGHT SECTION

Your **Product & Services Spotlight** ad provides you with a cost effective opportunity to:

- Position your company or brand
- Announce new products or services
- Promote and drive traffic to your website
- Keep your company top of mind every month

To advertise in the **Products & Services Spotlight** section, please contact:

JULIE DAHLSTROM

P 312.840.8436 F 913.514.3684

JULIE.DAHLSTROM@PENTON.COM



TRILITHIC

Emergency Alert Messages for DTV

Trilithic's EASyCAST EAS System integrates with RGB Networks' Broadcast Network Processor (BNP) to deliver digital Emergency Alert Messages and graphics overlays for DTV and LPDTV stations.



With the integration, all services in a broadcaster's ASI stream can have graphical EAS overlays including audio substitution for all or selected program streams. EAS messages and graphics are inserted as MPEG-into-MPEG in real-time without the need to demux or decode the ASI stream. This also enables digital multicast broadcasters for the first time to selectively target the delivery of EAS overlays to a single market or multiple targeted markets. Targeting specific transmitters or covering the entire is now possible with this new system.

For more information on the system integration, contact Trilithic at (800) 344-2412 or visit www.trilithicEAS.com

Usedtowers.com



**FREE Tower Removal
Site Decommission
All Sizes
NO CHARGE**

**List your
Towers and Broadcast
Stations For Sale
NO CHARGE**

**Guaranteed Results
Since 1998**

**Over 700K hits
per month.**

**sales@usedtowers.com
360.474.8991**

Big Budget Technology

Small Budget Pricing!

TITANIUM SERIES



**UHF DTV
TRANSMITTERS
& TRANSLATORS**
250 Watts to 5 KW

- *Designed Right!*
- *Built Right!*
- *Priced Right!*



SEE THE COMPLETE SPECIFICATIONS ON-LINE, THEN CALL FOR YOUR QUOTE

EMCEE

CALL 480-315-9283 www.EMCEecom.com
SERVING BROADCAST SINCE 1960

Help Wanted

VidCAD SPECIALIST

Innovative Technologies is seeking a VidCAD specialist with 5 years of experience in the documentation of television broadcasting and A/V facilities using VidCAD SQLv2.9. The applicant **MUST** know VidCAD. This is a freelance position at the rate of up to \$35/ hr. Send resumes to jlighburn@iti-corp.com.

CHIEF ENGINEER

LeSEA Broadcasting's KWHB-TV in Tulsa, Oklahoma is seeking a full time Chief Engineer. Qualified candidates please send resume along with cover letter in confidence to whyilton@leseas.com or apply by fax 918.254.5614.

VICE PRESIDENT OF TECHNOLOGY

Griffin Communications is seeking a Vice President of Technology that has the proven ability to develop and direct all aspects of Griffin's statewide broadcast and business technology strategy. We are looking for an individual that has a demonstrated leadership role in a multi-station environment with experience in building a multi-media broadcast facility, researching and implementing automated systems, and has worked in a consultative manner with other departments to maximize systems for efficiency and effectiveness. This position directs and oversees the IT, Engineering and Production units and must possess the ability to inspire and motivate teams. A Bachelor of Science in a related field and 10 years experience in broadcast technology and/or business technology, plus five years management and strategic planning and implementation experience preferred. Send resumes to cherry.eaton@griffincommunications.net

Business Services

LAWSON



architects for the broadcast industry

301 654 1600
www.lawsonarch.com

Equipment Wanted

WANTED:

Analog broadcast and sound recording equip. Processors, R2R, SCA, mics, monitors, consoles, parts, more. Warehouse, storage, basement cleanouts. Nationwide. BuyAnalog@gmail.com or (443) 854-0725.

For Sale

Lithium-Ion Batteries for Professional Video Cameras and Camcorders



OEM Direct Replacement
V-Block or 3-Pin Mounts
95 to 190 watt hour
LED or LCD Metering
External Power Port

videotechsupply.com

Acoustics First®
Toll-Free Number: **888-765-2900**
Materials to Control Sound and Eliminate Noise™
<http://www.acousticsfirst.com>

BROADCAST ENGINEERING

TO REACH INDUSTRY PROFESSIONALS PLACE YOUR AD TODAY!

JULIE DAHLSTROM

P 312.840.8436 F 913.514.3684

JULIE.DAHLSTROM@PENTON.COM

	Page #	Advertiser Hotline	Website Address
AES Show.....	79		aesshow.com
Agilent Technologies.....	45	800-829-4444	agilent.com/ find/u8903apromo
AJA Video	15	800-251-4224	aja.com
Avid Technology	3	800-949-AVID	avid.com/hdvalue
Avitech	53	877- AVITECH	avitechvideo.com
Blackmagic Design.....	5	408-954-0500	blackmagic-design.com
Canare Cable Inc.	44	973-837-0070	canare.com
Cisco Systems	55-60		cisco.com/go/msb
Clear-Com Communication Systems.....	67	510-496-6600	clearcom.com
Communications Engineering Inc.....	52	703-550-5800	commeng.com
Daitron Inc.....	81		i-chipstech.com
Dolby Laboratories Inc.	13		dolby.com/dp600
Evertz Microsystems Ltd.	IBC	877-995-3700	evertz.com
EVS Broadcast Equipment.....	25	973-575-7811	evs.tv
For. A Corporation of America.....	11	714-894-3311	for-a.com
Harris.....	BC	800-231-9673	broadcast.harris.com/x85
Intelsat	31	202-944-7025	intelsat.com
Inter BEE 2009.....	65	+81-3-5402-7601	inter-bee.com
Junger Audio.....	74		junger-audio.com
Kino Flo.....	22	818-767-6528	kinoflo.com
Lawo North America Corp.....	41	416-292-0078	lawo.de
Marshall Electronics Inc.....	32	800-800-6608	lcdracks.com
Middle Atlantic Products Inc.....	66	800-266-7225	middleatlantic.com
Miranda Technologies Inc.....	9	514-333-1772	miranda.com/xmedia
NPR Satellite Services	39	202-513-2626	nprss.org/connect
NTT Electronics Corp.....	24		nel-world.com/be
Omneon	21	866-861-5690	omneon.com/ mediagridperform:s
Panasonic Broadcast.....	IFC		panasonic.com/p2hd
PlayBox.....	23	404-424-9283	playbox.tv
*Professional Products Inc.....	77-78	240-864-4000	professionalproducts.com
Quintech Electronics	75		quintechelectronics.com
Riedel Communications	46	914-592-0220	riedel.net
Riedel Communications	73		mediornet.com
Rocky Research	40	702-293-0851	rockyresearch.com
Salzbrenner-Stagetec Media Group	43	888-782-4391	stagetec.com
Screen Service Broadcasting Technologies ..	27	888-522-0012	screen.it
Sencore	51	800-SENCORE	sencore.com
SMPTE 2009.....	80		smpte.org
Snell Group.....	35-38		snellgroup.com/morpheus
Stanford Research Systems.....	48	408-744-9040	thinkrs.com
Streambox	71	206-956-0544	streambox.com
Supercomm 2009	61		supercomm2009.com
Tandberg Television	29		tandbergtv.com
TBC Consoles Inc.....	68	1-888-console	tbcconsoles.com
Telecast Fiber Systems Inc.....	33	508-754-4858	telecast-fiber.com
Thinklogical	47	800-291-3211	thinklogical.com/products
*Triveni Digital	28		trivenidigital.com
Utah Scientific.....	17	800-453-8782	utahscientific.com
ViewCast	7	800-540-4119	viewcast.com/be
Vislink News & Entertainment.....	69	978-671-5700	vislink.com
Ward-Beck Systems Ltd.	64	800-771-2556	ward-beck.com
Yamaha Commercial Audio.....	19		yamahaca.com
Zeus Broadcast.....	54	407-352-6501	zeusbroadcast.com
360 Systems.....	49	818-991-0360	360systems.com

*Denotes ad placement in only selected editions of this month's magazine.

SALES OFFICES

US/CANADA WEST

George Watts III
(360) 546-0379; Fax: (360) 546-0388
georgeww3@aol.com

EAST

Josh Gordon
(718) 802-0488; Fax: (718) 522-4751
jgordon5@verizon.net

MIDWEST

Emily Kalmus
(312) 840-8473; Fax: (913) 514-6301
emily.kalmus@penton.com

INTERNATIONAL EUROPE

Richard Woolley
+44-1295-278-407
Fax: +44-1295-278-408
richardwoolley@btclick.com

Israel

Asa Talbar
Talbar Media
+972-3-5629565; Fax: +972-3-5629567
talbar@talbar.co.il

JAPAN

Mashy Yoshikawa
Orient Echo, Inc.
+81-3-3235-5961; Fax: +81-3-3235-5852
mashy@fa2.so-net.ne.jp

CLASSIFIED ADVERTISING

Julie Dahlstrom
(312) 840-8436
Fax: (913) 514-3684
julie.dahlstrom@penton.com

REPRINTS

Penton Reprints
888-858-8851
www.pentonreprints.com

LIST RENTAL SERVICES

Marie Briganti, Walter Karl
(845) 620-0700
(845) 620-1885
marie.briganti@walterkarl.infousa.com

Customer Service: 913-967-1707 or 800-441-0294

Broadcast Engineering, September 2009, Vol. 51, No. 9 (ISSN 0007-1994) is published monthly and mailed free to qualified persons by Penton Media, Inc. 9800 Metcalf Ave., Overland Park, KS 66212-2216. Periodicals postage paid at Shawnee Mission, KS, and additional mailing offices. Canadian Post Publications Mail Agreement No. 40612608. Canada return address: Bleuchip International, P.O. Box 25542, London, ON N6C 6B2. PDSTMASTER: Send address changes to Broadcast Engineering, P.O. Box 2100, Skokie, IL 60076-7800 USA. CORRESPONDENCE: Editorial and Advertising: 9800 Metcalf, Overland Park, KS 66212-2216 Phone: 913-341-1300; Edit. fax: 913-967-1905. Advert. fax: 913-967-1904. © 2009 by Penton Media, Inc. All rights reserved.

The fate of a TV treasure

The Sarnoff Library is looking for a new home.

BY ANTHONY R. GARGANO

A peaceful, tree-lined setting across from a softball field seems like a wonderful locale to house artifacts from the storied, early years of television. The Sarnoff Library, which occupies a dedicated area at Sarnoff's Princeton, NJ, headquarters, ostensibly is a facility dedicated to Gen. Sarnoff's major accomplishments as a titan of the communications industry, and the TV and radio industry in particular.

As such, on display are early inventions and prototypes of the key

see their hand-drawn sketches.

A master of self-aggrandizement, during his career, the general laid claim to virtually single-handedly creating the radio and TV industries, and his museum does not disabuse that perception. Having established RCA as the premier developer of radio and TV technology for the entire supply chain — from entertainment (he created NBC in 1926) to developing a complete line of professional equipment for the broadcaster and on to offering a full range of consumer receiving devices — some would ar-

destruction. Photo 2 shows the image orthicon pickup device, which was developed by RCA under the general and was as revolutionary to TV camera technology in its day as CCD technology has been in more modern times. Nicknamed the "immy," it inspired the naming of Emmy for our industry awards. Photo 3 shows the museum's curator, Dr. Alex Magoun, standing next to a kinescope of "The Milton Berle Show" playing on an early RCA TV receiver. The quality of the kinescope is surprisingly good, and if you look closely, you can discern "Mr.



Photo 1. Sarnoff Museum tube display from invention to modern times

technologies and devices upon which our industry was built. After all, it was at this lab facility under the auspices of their membership in the Grand Alliance that numerous developments leading to the ATSC DTV standard took place. It was here that the compatible color TV system that formed the basis for NTSC was developed, and it was in the original lab facility in Camden, NJ, that Vladimir Zworykin labored over his early TV inventions.

The library also houses a treasure trove of notebooks, photographs, reports and publications that uniquely relate the history of TV technology and the TV industry. It is fascinating to look through the engineering notebooks of those early inventors, read their daily technical diaries and



Photo 2. Early engineering model of the image orthicon pick-up tube

argue that his claim was not without a modicum merit.

Back to the library and museum — evidently the space being dedicated to it is no longer available. This has led to the closing of its doors on July 31. At this writing, there has been no announced new home for the collection, although discussions are underway with several organizations. One particularly unpleasant possibility is that the collection may be broken up and put on display at multiple locations. But even that would be better than losing it completely.

In the meantime, here are a few pictures I took from a final, recent visit to the Sarnoff Library. Photo 1 shows tubes. Remember these? They lit up, glowed red, got hot and so contained the seeds of their own ultimate



Photo 3. Dr. Alex Magoun, PhD, is the curator of the Sarnoff Library.

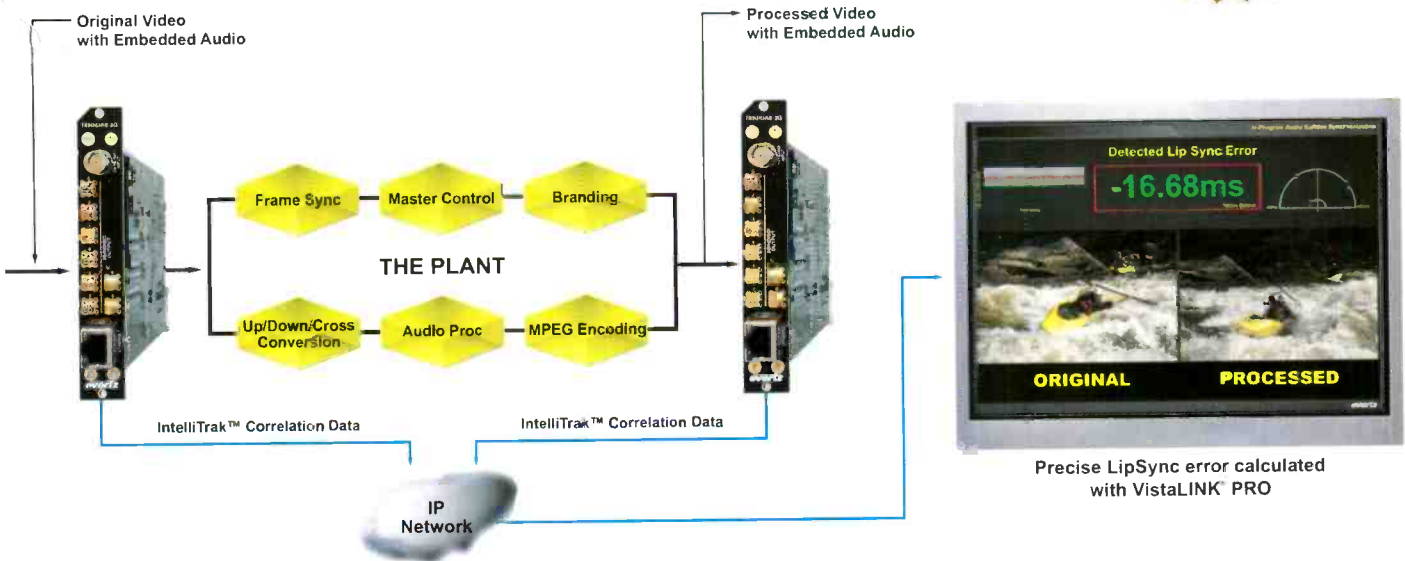
Television" himself, Uncle Miltie, along with guests Frank Sinatra and Tallulah Bankhead. Berle closed his weekly show with "This is Uncle Miltie saying good night." Hopefully, we will get to hear that line again from a new home for the library. **BE**

Anthony R. Gargano is a consultant and former industry executive.

? Send questions and comments to: anthony.gargano@penton.com

IntelliTrak™ Program Video & Audio Lip Sync Analyzer

IntelliTrak™ measures the lip sync error between the audio and video with precise accuracy. It is unique as it does not introduce any type of watermarking or flag insertion into the stream, operating in a completely non-intrusive manner.



Precise LipSync error calculated with VistaLINK PRO



IntelliTrak™ • Features and Applications



Features:

- Non-intrusive, in-service lip sync error measurement (no watermarking)
- Precise sub-millisecond accuracy
- Works with all types of audio and video signals
- For use within the plant or external with outdoor broadcasting units
- An advanced ordering option for many Evertz® products
- Designed to provide precise measurements through all sorts of facility signal processing such as up/down/cross conversion, mpeg encoding/decoding, dolby processing and more

Applications:

- Inter-Facility Lip Synchronization
- LipSync Validation through MPEG Encoding/Decoding
- Mobile Applications



1-877-995-3700 • sales@evertz.com • www.evertz.com

US West Coast Sales
818.558.3910
LAsales@evertz.com

New York Sales
newyorksales@evertz.com

Washington DC Sales
703.330.8600
dcsales@evertz.com

UK Sales
+44 118 935 0200
uksales@evertz.com

South-East Europe Sales
+385-1-2059-325
SEuropesales@evertz.com

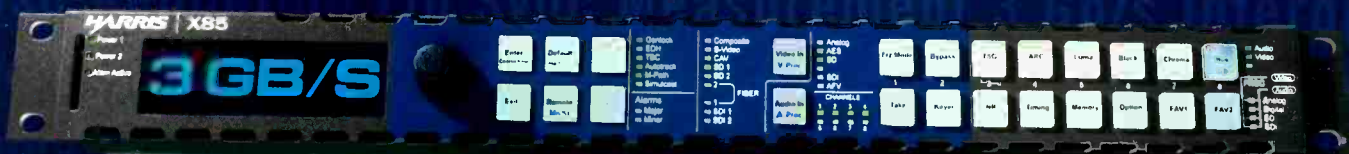
Dubai Sales Office
011-971-50693-0204
middleeastsales@evertz.com

Asia Pacific Sales
+852 2850-7989
asiapacificsales@evertz.com

The Xceptional X85™

See what 1RU can do for you!

Hybrid Signal Processing Color Corrector 3 Gb/s Up/Down Mix, MultiMerge, Loudness/Control Logo Generation
Multiple Application Video and Audio Platform Most Outbound Lab/Test Environment Standards 3 Gb/s Conversion
Fiber I/O HD and SD 1080p Level A and Level B
IP-Enabled
Dolby/DTS Neural
AES Inputs
3D Adaptive
Adaptive Comb Filter
Streaming Closed Captions
Audio Processing
37 channels
Intern
MPEG-4/AAC Monitor
Program Delay
3 Gb/s Intern



X explore unlimited configuration options
experience unprecedented processing power
exceed all your expectations

The all-new X85 — the most functionality in a space-saving package.

For more information, please visit www.broadcast.harris.com/X85.

North America +1 800 231 9673 • Caribbean and Latin America +1 786 437 1960

ONE Company. ONE Direction. The Future.

HARRIS

assuredcommunications®

Broadcast Communications • RF Communications • Government Communications Systems

www.harris.com