

BroadcastEngineering®

NOVEMBER 2007

www.broadcastengineering.com

NEXT-GENERATION BROADCASTERS

Practice is real at University of Miami



ALSO INSIDE:

TEST AND MEASUREMENT:

- Selecting the right T&M tools
- ATSC bit stream verification

BUILDING VIDEO NETWORKS

Use software to simplify the task

SELECTING AUDIO PROCESSORS

Digital platforms provide precise control

D-12: Compact Enough for OB Powerful Enough for Breaking News



*The D-12
Digital Audio
Control Surface*

- mixing router based topology
- 5.1 surround sound plus 3 stereo masters
- COMPACT – 32 faders – 53" wide/32" deep/9" high
- router based source/destination selection
- paging channel strips – 64 channels on 32 faders
- scalable – up to 64 input faders
- routable mixes
- event storage and recall
- eight stereo subgroup mixes
- eight stereo sends
- eight mix-minus outputs (can be expanded)
- four DCM faders (digitally controlled groups)
- Bus-Minus (w/TB & solo) on every input (direct out)
- pan/bal, blend, mode, EQ/dynamics on every input
- delay inputs or outputs (frames or milliseconds)
- fullscale digital peak and VU metering
- two studios, CR and HDPN/Studio 3 monitors
- talkback communication (programmable)
- mix follows talent / logic follows source
- 12 user-programmable switches (comm, salvos, triggers, etc.)
- automatic failsafe DSP card option
- automatic failsafe CPU card option
- redundant power supply option
- switched meters with system wide access (including all console inputs and outputs)
- dedicated master, group and DCM faders (no fader sharing)
- motorized faders
- pageable fader option
- dedicated LCD display per function (EQ, Pan, Dynamics)
- multiple surfaces can share I/O

With thousands of digital consoles installed, trust Wheatstone for your next project!

THE DIGITAL AUDIO LEADER

Wheatstone

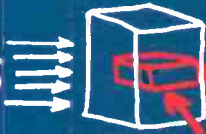
Copyright © 2006 by Wheatstone Corporation
Specs & features subject to change w/o notice

tel 252-638-7000 / www.wheatstone.com / sales@wheatstone.com

Large multiviewer design made easy.

UP TO 64 DISPLAYS FROM
ONE CHASSIS

UP TO
512 INPUTS



CENTRIO

- ONE CHASSIS AVAILABLE IN 5, 9, 15, 28 RU SIZES
- UNPRECEDENTED GRAPHICS CAPABILITIES
- EASY TO INSTALL AND MAINTAIN
- AVAILABLE AS A STANDALONE MULTIVIEWER OR INTEGRATED WITH ROUTER
- DISPLAY ANY SOURCE, IN ANY SIZE, ON ANY MONITOR, IN ANY ROOM

CENTRIO™ — THE WAY YOU PICTURED IT.


The simplified, flexible CENTRIO™ system design reduces the cost and complexity of large system monitoring — with no compromise in features or performance.

Combining superior graphics, an industry-proven architecture and integrated test and measurement tools, CENTRIO™ is a breakthrough in multiviewer design and value.

To learn more, visit www.broadcast.harris.com/centrio.

Canada +1 800 387 0233 | USA East +1 800 231 9673 | USA West +1 888 843 7004 | Latin America +1 786 437 1960

Harris is the ONE company delivering interoperable workflow solutions across the entire broadcast delivery chain with a single, integrated approach.
Business Operations • Media Management • Newsrooms & Editing • **CORE PROCESSING** • Channel Release • Media Transport • Transmission



CENTRIO.

The breakthrough multiviewer

HARRIS®

assuredcommunications®


Broadcast Communications • Defense Communications Systems • Government Communication Systems • Harris Stratex Networks

www.harris.com



pure.

inc.



From complete solutions to products that integrate with your existing technology, Avid can provide the tools you need to anticipate every challenge. Learn more at www.avid.com/broadcast.

When there's no place to hide,
you need absolute confidence to stand your ground.
We will get you to air with speed, accuracy and quality
on time, every time.

stinet

Avid

Broadcast Engineering®

FEATURES

- 54 Test and measurement tools**
In this DTV age, monitoring is essential.
- 66 ATSC bit stream verification**
Learn how to address video-quality issues.
- 74 Delivering broadcast content via SFN**
A test in NYC shows that an SFN works well.

SPECIAL REPORT

- 80 Making the connection**
Cable and connectivity must work together.

BEYOND THE HEADLINES

DOWNLOAD

- 14 Mastering DTV viewers**
Linear thinking has broadcasters stuck in the past.

FCC UPDATE

- 20 Must-carry rules set**
After the DTV transition, all cable subscribers must still be able to view local broadcast signals.

DIGITAL HANDBOOK

TRANSITION TO DIGITAL

- 22 Monitoring networks**
Maintaining digital networks can be less complex with the right automated tools.

COMPUTERS & NETWORKS

- 28 Video production network design**
Build a fast network with the capacity to handle the traffic.

PRODUCTION CLIPS

- 34 Digital audio processors**
Digital technology offers precise, repeatable control over a production's sound.

continued on page 8

THIS MONTH'S FREEZEFRAME QUESTION

Do you know your phase? Subcarrier to horizontal phase (SCH) refers to the _____ relationship between the _____ edge of _____ sync (at the 50 percent amplitude point) and the zero crossings of the color burst. The error is expressed as SCH phase and is expressed in _____ of subcarrier phase. The question was taken from Keith Jack's book, "Video Demystified," Fifth Edition, available from Focal Press.



Readers submitting winning entries will be entered into a drawing for *Broadcast Engineering* T-shirts. Enter by e-mail. Title your entry "FreezeFrame-November" in the subject field and send it to: editor@broadcastengineering.com. Correct answers received by Jan. 1, 2008, are eligible for the drawing.

The beauty of P2 HD Peace of Mind



Pristine image quality. Ultra reliability. Unmatched flexibility. A fast file-based workflow. And now, peace of mind. Panasonic introduces the industry's best HD warranty coverage, which allows you to lower your repair costs and total cost of ownership. That's the beauty of P2 HD.

Panasonic raised the standards for tapeless recording with P2 HD. We've raised it again with this extraordinary warranty. When it counts, you can count on P2 HD.

To learn more, visit www.panasonic.com/broadcast.



AG-HPX500

AJ-HPX2000

AJ-HPX3000

AJ-HPM100

AG-HPG10

With the purchase and registration of an AG-HPX500, AJ-HPX2000 or AJ-HPX3000 full-size P2 HD camcorders; the AJ-HPM100 P2 Mobile recorder or AG-HPG10 P2 Gear recorder, you'll receive the five-year warranty,* plus additional benefits such as free software updates.

P2HD when it counts

Panasonic ideas for life

*1 year regular, plus 4 years extended warranty upon registration within 30 days of purchase. © 2007 Panasonic Broadcast

SYSTEMS INTEGRATION

SHOWCASE

40 Broadcast U.

The University of Miami updates its control rooms and studios to prepare students for the ever-advancing business of broadcasting.

TRANSMISSION & DISTRIBUTION

50 Teleprompting trends

Tightly integrated systems deliver the total package.

NEW PRODUCTS & REVIEWS

FIELD REPORTS

86 Nutmeg Audio Post adds 5.1 mixing and HD viewing capability

90 WDRB-TV uses Nucomm technology to broadcast in HD

TECHNOLOGY IN TRANSITION

94 Multi-image displays

Today's holistic systems boast flexibility.

NEW PRODUCTS

96 Grip Factory Munich's GF-Quad Dolly and more ...

DEPARTMENTS

10 EDITORIAL

12 FEEDBACK

106 CLASSIFIEDS

109 ADVERTISERS INDEX

110 EOM

SEPTEMBER'S FREEZEFRAME ANSWER

Q. Who is credited with developing the modern audio tape recorder, which was based on the German AEG Magnetophon? What famous singer/actor invested money in what company to make the device a commercial success?

A. John (Jack) Mullin developed the recorder. Bing Crosby financed the commercial development. Ampex was the company.

READERS WHO ANSWERED CORRECTLY:


Tom Alderson, Jim Barnes, Don Norwood, Karl D. Sargent, Jim Wulliman



ON THE COVER:

UMTV has two identical, digital, HD-ready production control rooms.





ADVANCED TECHNOLOGY MAXIMUM PERFORMANCE

STEP UP TO MAXELL BROADCAST MEDIA.

Renowned for product innovation and pioneering technologies, Maxell has been a leading brand for acquisition, duplication, editing, post-production, archiving and playback-to-air for over 30 years. And now, that legacy continues with the introduction of Maxell Professional Disc for XDCAM. With 23.3GB of ultra-fast optical storage, Maxell Professional Disc provides a superior direct-to-disc recording solution, capable of holding 65 minutes in HD format. Exceptional speed, capacity, reliability and durability. That's why broadcast professionals who demand maximum performance choose Maxell performance.


For more information, visit www.maxell.com.



maxell
www.maxell.com

Incoming: the exaflood

Question: What is an exaflood? My first computer, a Radio Shack TRS-80, had 16K of memory and used a cassette tape for data I/O. Today, one of my several computers has 500GB of RAM and a Blu-ray DVD writer, capable of writing 36MB/s of I/O. Every data measurement is in at least mega if not giga terms. And even tera and peta are becoming more common. What's next? It appears the next scaling term may be exa.



While reading a report about the growth of data being passed around the Internet, I came across a new term, *exaflood*. It's based on the exabyte, which is 2^{60} bytes of data. Being unfamiliar with the exabyte, I tried to put a handle on its relative size.

Consider that a page of typed information requires about 2KB of data storage. The complete works of Shakespeare would then occupy about 5MB of data. So far, these sizes are understandable.

Now, fill your favorite pickup truck with copies of the works of Shakespeare. That tallies about 1GB of data in the truck. Finally, imagine 1 billion book-filled trucks. That's what an exabyte looks like. To say an exabyte is large is an understatement.

Discovery Institute fellow Bret Swanson wrote in his January 2007 *Wall Street Journal* editorial that a coming exaflood (exabytes) of data might exceed the available bandwidth of the Internet. His comments set the blogosphere chattering about how video, because of the large

file sizes, could be the death of the Internet. "Woe is me," they cried.

While overstated, there is something to the huge increase in the amount of data being sent via the Internet. The research firm IDC released a study this year indicating that in the last year alone, some 161 exabytes (161EB) of digital information were created and copied. This represents 3 million times the equivalent data from all the books ever written! The issue, according to these researchers, is that the Internet may be approaching its capacity.

It's not just regular Internet users that are to blame. Bango, a mobile web service company, says that mobile phone-accessed Internet rose by 300 percent last year. And with mobile video just over the horizon, expect that consumption to explode.

By 2010, video downloading and streaming will account for as much as 90 percent of Internet bandwidth traffic. Consider that the Web site YouTube consumes as much bandwidth today as the entire Internet did in 2000. The popular Web site downloads up to 100 million videos daily. Researchers predict that by 2010, the data generated by just 20 U.S. homes will equal that used by the entire Internet in 1995.

Those of us who were early to the computer age often like to reminisce about the good old days, but the real excitement lies in new technology — more powerful computers, smaller drives providing increased storage and HD TV sets where the images almost pop off the screen. Wow, that's where it's at, and Internet delivery will be part of that tomorrow.

Bring on the exaflood.

Now, if I could just figure out how to get HD video into that TRS-80.

BE

Bret Swanson

EDITORIAL DIRECTOR

Send comments to: editor@broadcastengineering.com

Resources

- "The Broadband Factbook," Internet Innovation Alliance
- "The Internet's Capacity to Handle Fast-Rising Demand for Bandwidth" and "The Exabyte Internet," US Internet Industry Association (USIIA)
- "The Coming Exaflood," Bret Swanson, *Wall Street Journal*

Rethink

what you can do with two cards

With just two cards, you can get all the signal processing you're likely to need. Our XVP card offers high quality, Up/Down/Cross conversion with background keying and AFD. By adding the DAP audio co-processor, you can perform outstanding Upmixing using Linear Acoustic UpMAX™ technology, as well as Dolby™ E/AC-3 encoding and decoding, and discrete AES processing. All with perfect synchronization.



VIDEO: XVP-1801

UP / DOWN / CROSS CONVERSION	[✓]
AFD ASPECT RATIO CONTROL	[✓]
SIDE PANEL BACKGROUND KEYING	[✓]
SIGNAL PROCESSING	[✓]

AUDIO: DAP-1781

UPMIXING WITH UpMAX	[✓]
DOLBY E ENCODING / DECODING	[✓]
DOLBY AC-3 ENCODING / DECODING	[✓]
EMBEDDED & AES PROCESSING	[✓]

www.miranda.com/XVP



Beautiful HDTV. Enjoy.



Revisiting "Competition is ugly"

Dear editor:

I work in the cable business and take strong exception to your statement at the end of "Competition is ugly" in September 2007. You say "free enterprise doesn't apply to cable TV because for most viewers, there is no competition. Most would call that a monopoly. Cable just calls it business."

I live in Dallas. The cable penetration rate here hovers between 30 percent and 40 percent. Are the remaining 60 percent to 70 percent of the people not watching television? I think they are, either with DISH Network, DIRECTV, AT&T U-verse, Verizon FiOS or an antenna. If the cable company has only one-third of the market, there is pretty effective competition here.

Leslie W. Read

Cable Television Technical Support

Editor responds:

In March, *Multichannel News* reported that the U.S. cable penetration dropped to a 17-year low of 61.3 percent. The Dallas-Fort Worth market was mentioned as one of the markets hardest hit, with 48.5 percent of TV households there paying for TV from an alternate delivery platform. However, that means that cable's penetration in Dallas-Fort Worth is 51.5 percent, not 30 to 40 percent as you suggested.

Part II

Dear editor:

I thoroughly enjoyed your article about cable competition and the à la carte issue in the September 2007 editorial. I somewhat agree with what Alex Nogales and Brian Dietz are saying. The satellite-delivered services to the cable companies are compensated

on a per customer basis. Bundle this in with other more popular viewed satellite channels, and they stay afloat. By themselves — and I bet they have the marketing data to show this — their viewership would be small enough to put them out of business.

Check out the cable TV top 10 programs for this week on nielsen-

media.com. Most of them are sports programs. The cable viewing public has decided what it wants to watch, and I guess freedom of choice is discrimination.

Cable companies do not have a monopoly. There is plenty of competition from DBS, the Internet (podcasting, music videos, etc.), telcos and now your handy little cell phone, all of which have video and audio services galore.

As far as competition in a particular community for wired cable services is concerned, this has been tried without much success. In El Cajon, CA, two new cable companies opened up franchises in the 1980s, and it was a giant mess. Three times the underground construction caused homeowners to complain about having so many pedestals in their yards. There is only so much real estate on the poles for proper clearances. Cox had the majority, and it did lower its rates in El Cajon. Being the big guy on the block crushed it. A cable company needs so many customers per mile to make it, just like the minority satellite television provider.

Personally, I would like to see everything pay-per-view. Want to watch season one, episode nine of "M*A*S*H?" You could download it right now, watch it when you want and keep it on your hard drive for the future. With more than 30 years engineering experience in cable TV, telecommunications, broadcasting and now DBS, I can say this is where things are headed. Broadcasters should wise up and start marketing their products instead of continuing to sell time because that time no longer exists.

Daniel Farey

Field Engineering
Echostar Satellite

Test Your Knowledge!

See the FreezeFrame question of the month on page 6.

Send answers to editor@broadcastengineering.com

GF

Tapeless HD in a Flash

Ikegami and Toshiba Team Up For One Incredible Tapeless HD ENG Package.

Ikegami, the inventor of tapeless ENG, and Toshiba, a world leader in Flash memory, have combined their expertise to deliver unprecedented

levels of workflow innovation in the new

GF CAM tapeless HD ENG system.

From digital capture to fast, efficient non-linear editing, to instant IT networking, this revolutionary system features an open-codec HD/SD architecture, proxy video and metadata convenience, and high-capacity **GF PAK** Flash

media to record more than two hours of HD video. System components include the **GF CAM** Tapeless Camera, the **GF STATION** Central Video Management/Playback studio deck and the **GF STATION PORTABLE** field version for added production versatility. The network connectivity of all **GF CAM** system components creates the industry's newest, highly efficient, highly productive, advanced tapeless HD environment engineered to meet the demands of today's broadcast news and digital media production professionals.



GF STATION

GF PAK



TOSHIBA
Leading Innovation >>>

Ikegami Electronics (USA), Inc.
37 Brook Avenue, Maywood, NJ 07607
East Coast: (201) 368-9171 West Coast: (310) 297-1900
Southeast: (954) 735-2203 Southwest: (972) 869-2363
Midwest: (630) 834-9774 www.ikegami.com

Ikegami
Tapeless • Wireless • Seamless

Mastering DTV viewers

Linear thinking has broadcasters stuck in the past.

BY CRAIG BIRKMAIER

The DTV transition is now 10 years old. In the first half of 1997, the FCC adopted the ATSC standard for DTV broadcasting and established the rules for the DTV transition, which was supposed to end Jan. 1 of this year.

The FCC's transition schedule was placed on hold thanks to an amendment to the 1997 Budget Act. The amendment required 85 percent of homes in a market to be able to receive DTV broadcasts before a broadcaster would be forced to return its NTSC channel.

Last year Congress passed another budget amendment that established Feb. 17, 2009, as the end date for NTSC broadcasts. The bill also authorized the National Telecommunications and Information Administration (NTIA) to develop a subsidy program for digital-to-analog converter boxes that will allow existing NTSC receivers to work with DTV broadcasts. (See "Web links" on

page 18.) Beginning in January 2008, consumers will be able to obtain up to two coupons worth \$40 each toward the purchase of these NTIA approved, but severely crippled, converter boxes, which are expected to sell for \$60 to \$75.

In June of 1997, ACM's *netWorker* magazine published an article in which I was highly critical of two things. One was the process that created the ATSC standard. Second, I criticized broadcasters who lacked

Control the Future of Digital Mass Media" in "Web links.") Such a system would have allowed broadcasters to fully use the digital processing capabilities and standards now commonly used by consumers in new generations of computers, handheld devices and the TV set-top boxes deployed by competitors in the DBS and cable industry.

The computer and Internet services industries I supported throughout the process to develop the ATSC

The NTIA converter box program is a missed opportunity. Rather than enabling new market opportunities, it keeps the NTSC laggards firmly locked into the linear past.

— and still do — the vision to develop and deploy a DTV system capable of bringing the broadcast industry into the 21st century. (See "Limited Vision: The Techno-Political War to

standard lost that battle. Ten years later, other than HD and the ability to multicast several linear channels, broadcasters have little to offer in terms of features and services that could make over-the-air television a viable business for the future.

The NTIA converter box program is a missed opportunity. Rather than developing a new digital platform capable of enabling new market opportunities for broadcasters, it keeps the NTSC laggards firmly locked into the linear past.

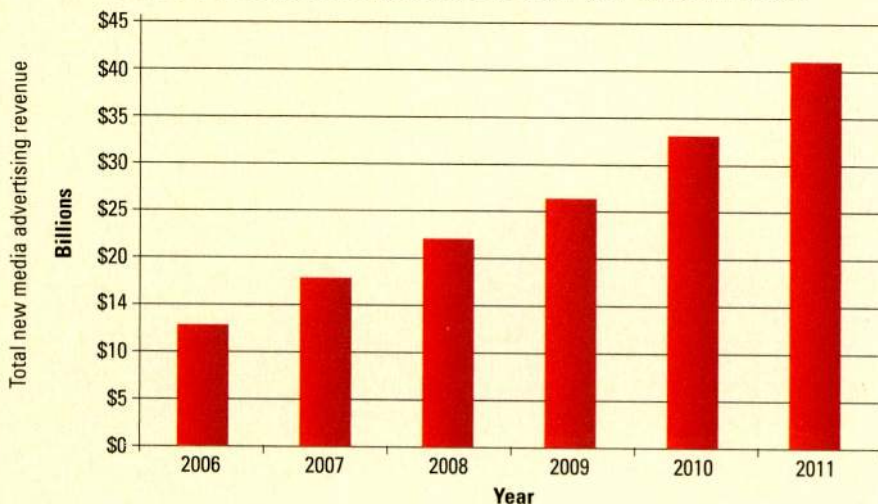
The opportunity to develop more capable DTV receivers and set-top boxes still exists. One example is an HD-capable receiver with a personal video recorder. Broadcasters, however, have not shown interest in evolving beyond the tired old formula of delivering linear program content that is overstuffed with commercials. These commercials are often inserted using another relic of the 20th century, the master control switcher.

The team I backed may have lost that battle, but it is winning the war,

FRAME GRAB *A look at the issues driving today's technology*

Internet, IPTV, mobile TV and in-game ad revenue increasing

New media ad revenue is expected to reach \$41 billion in 2011



Source: MultiMedia Intelligence

www.multimediamintelligence.com

At Last!

Automatic Loudness Correction for File-Based Programming



For broadcasters and programmers, the delivery of consistent, high-quality content is of primary importance in satisfying viewers. If that content is file based, the **Dolby® DP600 Program Optimizer** automatically analyzes and normalizes loudness levels in a standardized, repeatable way—and in faster than real time. The DP600 ensures your programming, archived or newly ingested, plays out at a consistent loudness level. Whether it's from program to program, between programs and commercials, and even between channels within your service, the DP600 is the ultimate solution for correcting loudness levels. End your viewers' loudness complaints—with the new Dolby DP600.

The Dolby DP600 Program Optimizer is the recipient of two *Broadcast Engineering* Pick Hit Awards, a *TV Technology* STAR Award, and an IABM Award for Excellence 2007. For more information, visit www.dolby.com and click on the DP600 spotlight.

Loudness applications for the Dolby DP600 Program Optimizer:

For terrestrial broadcast

- Automated broadcast media file QC and loudness correction

For cable and IPTV applications

- Broadcast media file QC and loudness correction
- Automated VOD file analysis and loudness correction
- Automated digital program insertion (DPI) file analysis and loudness correction

For satellite applications

- Automated broadcast media file QC and loudness correction
- Pay-per-view (PPV) file analysis and loudness correction

at least in terms of defining the technologies and standards being used to deliver digital media content to the masses. The media conglomerates, which still have a stranglehold on the distribution of high value content produced by Hollywood and college/professional sports franchises, have shown little interest in updating their broadcast operations and those of their affiliates. Instead they are turning to the Internet to develop new business opportunities, just as their viewers are turning to the Internet to download content and access news and information that broadcasters simply do not make available in a relevant manner. Consumers are learning that they can access what they want, when they want it. They also know they can consume TV content anytime, not just when it is broadcast.

Multiplexing objects for local composition

A decade ago, much of what I wrote in "Limited Vision" was theoretical. The notion that a broadcaster could rely on a TV receiver or set-top box to handle functions that have traditionally been relegated to the master control switcher was too big a leap from the old linear time and channel programming model. The concept that the receiver should be the point of composition of content from multiple sources, including the Internet, was nothing less than the ranting of a heretic.

A decade later, consumers rely on this new model of local object composition routinely via Web browsers. A Web page is delivered as a group of objects, often from multiple servers that insert ads, or handle the more complex task of streaming real-time video. These objects are composed for

presentation using powerful graphics chips that handle video scaling, anti-aliased graphic overlays and transitions, including fades, dissolves and digital effects that required expensive broadcast digital video effects systems in the early '90s. (See Figure 1 on page 18.) This computing and graphics processing power is now moving to handheld devices and new generations of boxes that connect to the big screen in the family room.

The technologies and standards needed to put a master control switcher in every television in your market are not only available, but also they are cheap. In addition, they

Consumers can access what they want, when they want it.

Light speed
Light weight
Right choice



LWB-64

Lightwinder

BROADCASTING

The Latest Outside-Broadcasting solution



LWB-16



Otari, Inc.
4-33-3 Kokuryo-cho,
Chofu-shi, Tokyo
182-0022, JAPAN
Phone: +81/4-2481-8626
Fax: +81/4-2481-8633
email:sales@otari.co.jp

Otari Singapore Pte., Ltd.
12 Tannery Road
#03-07 HB Centre
Singapore 347722
Phone: +65/6846-1553
Fax: +65/6846-7875
email:sales@otari.com.sg

Otari U.S.A. Sales Inc.
21110 Nordhoff Street,
Suite G/H, Chatsworth,
CA 91311 U.S.A.
Phone: (818) 734-1785,
Fax (818) 734-1786
email: sales@otari.com

can solve a variety of problems with the traditional way that DTV facilities have been designed, while providing a platform broadcasters could use to develop new revenue streams. An added benefit of delivering objects (files) to DTV receivers is that stations could realize a major improvement in compression efficiency. This helps maintain quality while freeing up bits for new revenue-generating services.

Consider something as commonplace as a fade to black or a crossfade between two video streams. This stuff drives entropy-based compression algorithms like MPEG-2 and the newer MPEG-4 part 10 (H.264) video codec nuts. When a fade takes place in a station's master control switcher, the encoder must try to deal with the fact that there is no redundancy in each successive frame of the fade. The result is often more like a fade to block than a fade to black.

The fade can be performed in the receiver by sending a few bytes of data instructing the receiver to fade out the current stream. Crossfades can

Blackmagicdesign



Multibridge Eclipse has SDI, HDMI and Analog editing with 16 channels of audio for \$3,495



Multibridge Eclipse is the most sophisticated editing solution available. With a massive number of video and audio connections, elegant design and the world's first 3 Gb/s SDI, advanced editing systems for Windows™ and Mac OS X™ are now a reality.

Connect to any Deck, Camera or Monitor

Multibridge Eclipse is the only solution that features SDI, HDMI, component analog, NTSC, PAL and S-Video for capture and playback in SD, HD or 2K. Also included is 12 channels of XLR AES/EBU audio, 4 channels of balanced XLR analog audio and 2 channel HiFi monitoring outputs. Connect to HDCAM, Digital Betacam, Betacam SP, HDV cameras, big-screen TVs and more.



Advanced 3 Gb/s SDI Technology

With exciting new 3 Gb/s SDI connections, Multibridge Eclipse allows twice the SDI data rate of normal HD-SDI, while also connecting to all your HD-SDI and SD-SDI equipment.

Use 3 Gb/s SDI for 4:4:4 HD or edit your latest feature film using real time 2048 x 1556 2K resolution capture and playback.

The Aviator images are courtesy of Miramax, Warner Bros. and theBasement.



World's Highest Quality

Multibridge Eclipse is the first solution to include 3 Gb/s SDI and Dual Link 4:4:4 SDI for connecting to decks such as the Sony HDCAM SR. Multibridge Eclipse works natively in uncompressed 10 bit video, so it offers the highest video quality possible.

Microsoft Windows or Apple Mac OS X

Multibridge Eclipse is fully compatible with Apple Final Cut Pro™, Adobe Premiere Pro™, Adobe After Effects™, Adobe Photoshop™, Combustion™, Fusion™ and any DirectShow™ or QuickTime™ based software. Multibridge Eclipse instantly switches between feature film resolution 2K, 1080HD, 720HD, NTSC and PAL for worldwide compatibility.



Multibridge Eclipse
\$3,495

Learn more today at www.blackmagic-design.com

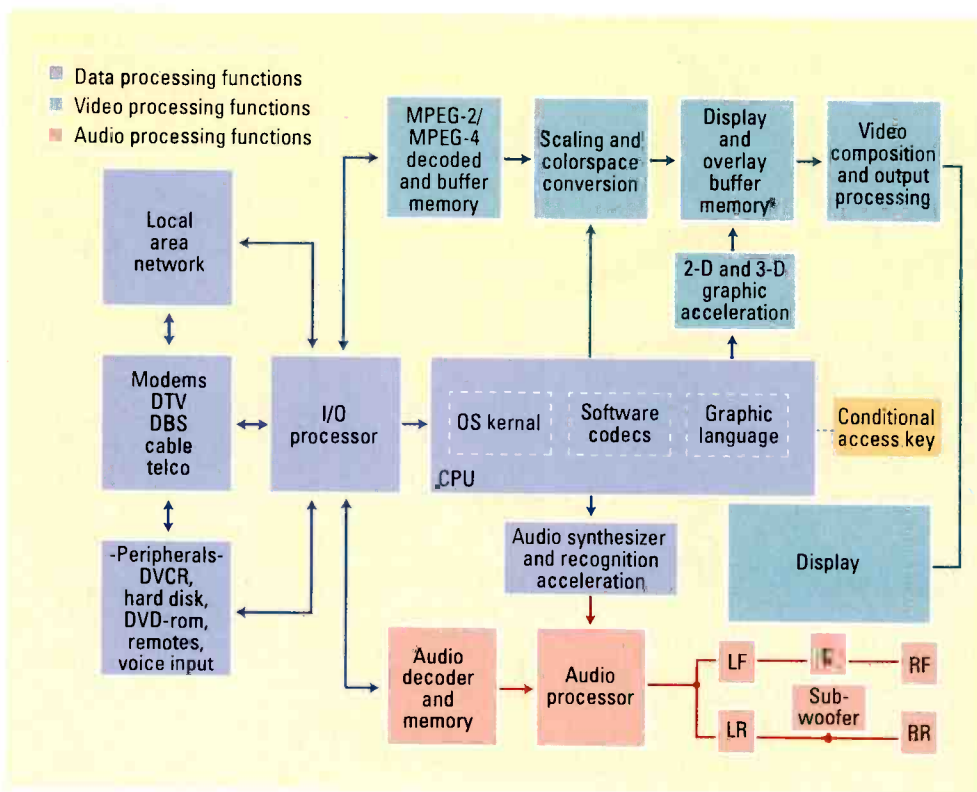


Figure 1. Typical architecture of a modern DTV appliance

also be accommodated by sending both streams and letting the receiver do the transition.

How about those annoying logo bugs? Where do you insert the bug so that it can be seen on all televisions in your market? If you put it in the lower right corner of a 16:9 program, viewers watching your station on one of the new NTIA authorized boxes will not see it, as only the 4:3 portion of the program will be displayed. If the bug is placed in the 4:3 safe area,

it will be in the wrong place on 16:9 screens. If the bug is sent as an overlay object, it can be placed in the correct location for any display, or the viewer could elect not to display it at all.

The ability to implement such features is not difficult. The MPEG-4 standard provides the tools for all of these features and much more. An HTML browser integrated in the receiver could do many of these tasks and bring the Internet to the big screen in the family room.

What is lacking is the will of broadcasters to let go of their linear past and become part of the new digital information infrastructure. In place of the master control switcher, a server would deliver program streams and other services as part of the station's digital multiplex.

Far more important, commercial breaks could offer capabilities that are impossible when a station creates a linear stream for the encoder. For example, multiple commercials could be delivered simultaneously, and the receiver could pick out the commercial

to display based on locale (zip code) or content (demographics). If this sounds overly complex, consider that this is already happening on some cable systems using off-the-shelf set-top boxes with MPEG-2 decoders.

Visible World developed the authoring tools and headend server technology that has been delivering highly customizable commercials for several years. (See "Web links.") The system sends out multiple streams using different PIDs in the MPEG-2 transport stream along with composition metadata. The receiver uses the metadata to compose different versions of the commercial based on market localization or demographic requirements. The headend gear can overlay time-sensitive information when the streams are played out.

Broadcasters need a viable platform

The ATSC is busy again developing a standard for mobile, portable and handheld devices. There is a parallel effort to add new compression capabilities to the standard to serve these devices. H.264 is likely to be authorized for new services that will be delivered to these new mobile, portable and handheld devices.

It's a start, but it misses the target by a wide margin. Broadcasters need a well-defined platform that supports the services needed to compete in the 21st century. Failing to do so could leave broadcasters at a competitive disadvantage as content moves to the Internet and is delivered to competitive platforms. These platforms will make those old analog TVs look more like a 19th century light bulb than a 21st century information appliance. **BE**

Craig Birkmaier is a technology consultant at Pcube Labs, and he hosts and moderates the OpenDTV forum.

Web links

- NTIA Digital-to-Analog Converter Box Coupon Program www.ntia.doc.gov/dtvcoupon
- "Limited Vision: The Techno-Political War to Control the Future of Digital Mass Media," ACM *netWorker*, June 1997 <http://www.pcube.com/pdf/limited.pdf>
- Visible World www.visibleworld.com

Send questions and comments to: craig.birkmaier@penton.com

NEW

HD wireless Free Space Optics transmission

*Canobeam DT-150 HD wireless (infrared) transmission, used from a remote location, adds HD flexibility to your broadcast. Canobeam DT-150 HD transmits with **No compression, No delay.***

- No license required; sets up fast and easy for permanent or temporary installations.
- Canon's exclusive Auto-Tracking function for rock-solid connections.
- Bi-Directional (point to point) HD and SD transmission from 20 meters - 1 km.
- Housing designed for outdoor or indoor installations.
- SFP (Small Form Pluggable) Single Mode Fiber Interface.
- Operating Temperature: -20C to +50C. Compact and lightweight: 8kg (17.6 lbs.)

SPORTS



NEWS



ENTERTAINMENT



DT-150 HD



CANOBEAM

www.canonbroadcast.com
BCTV@cusa.canon.com
1-800-321-4388 (Canada: 905-795-2012)

Canon
image*ANYWARE*

©2007 Canon U.S.A., Inc. All rights reserved. Canon is a registered trademark of Canon Inc. in the United States and may also be a registered trademark or trademark in other countries. IMAGEANYWARE is a trademark of Canon.

Must-carry rules set

After the DTV transition, all cable subscribers must still be able to view local broadcast signals.

BY HARRY C. MARTIN

As of Feb. 17, 2009, all U.S. TV stations are expected to cease broadcasting in analog and commence digital-only operations. For viewers with digital tuners and cable customers subscribing to digital cable service, this changeover should not be a problem.

For the 40 million households that subscribe to analog-only cable service, things could be different. Lacking the necessary equipment to decode DTV signals, many of these viewers will be reliant on their cable companies to provide a viewable signal.

With this in mind, the FCC adopted rules that will help ensure cable subscribers can still watch their local TV stations after the DTV transition. Until now, there were no rules mandating how digital broadcast signals would be provided to analog-only subscribers.

Dateline

- December 1 is the deadline by which TV stations in Colorado, Minnesota, Montana, North Dakota and South Dakota must file their biennial ownership reports with the FCC.
- December 1 also is the deadline for TV and Class A stations in the following states and territories to place their annual EEO reports in their public files and post them on their Web sites: Alabama, Colorado, Connecticut, Georgia, Maine, Massachusetts, Minnesota, Montana, New Hampshire, North Dakota, Rhode Island, South Dakota and Vermont.
- Feb. 17, 2009, is the DTV transition date when all analog broadcasts, except by translators, LPTV and Class A stations, must cease.

The new rules will require cable operators to provide the digital signal of local TV stations to their analog subscribers in an analog format. Alternatively, the signals may be provided in just the digital format, but only if all subscribers have the necessary equipment to view digital signals. The FCC also affirmed that cable operators must carry HD broadcast signals without material degradation.

Viewability requirement

The new rules do not mandate dual carriage as many broadcasters had urged. Rather, they are based on the Communications Act's requirement that cable operators deliver local broadcast signals in a manner that is viewable by all subscribers. To meet this viewability requirement, cable operators can either:

1. Ensure that all of their subscribers have the necessary equipment to view digital signals by providing digital set-top boxes, or
2. Downconvert broadcasters' digital signals into analog for their analog subscribers. Digital subscribers would still receive the digital signal.

Effect on small operators

The FCC did not adopt an exception for small cable operators, as some in the cable industry wanted. Instead, systems with channel capacities of 552MHz or less may request waivers of the new rules based on an economic hardship.

The new rules affect only those stations being carried pursuant to the FCC's must-carry rules. Stations that elected to negotiate for retransmission consent will continue to operate under the terms of their retransmission consent agreements. In addition, the new rules have an expiration date

of three years after the transition date, with the expectation that the FCC will revisit the continued need for the rules by 2011.

At the same time, the FCC reaffirmed that cable systems must carry HDTV signals in the HDTV format, consistent with the current standards prohibiting material degradation of broadcast signals. The FCC did not, however, adopt a "carry all the bits" requirement sought by some broadcasters. Rather, cable operators may use compression technology to preserve bandwidth as long as it does not materially degrade the broadcast signal. In addition, the picture quality of such signals must remain at least as good as the quality of any other programming carried on the system.

Industry reaction

The FCC's decision drew predictable responses. The NAB agreed with the decision, saying the ruling was a particular boon to viewers of Spanish language and religious stations, many of which rely on must carry to reach viewers. The American Cable Association, which represents small cable operators, disagreed. It predicted that some small operators would have to shut down due to the burdensome requirements. The NCTA, which represents many large cable operators, had previously announced a voluntary plan for dual carriage, so it was more sanguine about the decision. Still, the NCTA urged the FCC to "act quickly" to provide relief to "very small systems."

BE

Harry C. Martin is past president of the Federal Communications Bar Association and a member of Fletcher, Heald and Hildreth PLC.



Send questions and comments to:
harry.martin@penton.com

SONY®



See broadcast maintenance issues. Before your audience does.

Sony Device Monitor. Because technical difficulties quickly send audiences and ad revenues elsewhere.

Left unchecked, even the smallest maintenance issues can become a major headache. Identify and correct those problems with Sony Device Monitor. It works 24/7 to spot channel errors, track head hours, confirm status and clone settings for both Sony and non-Sony equipment. You can keep tabs from any standard web browser. And you can receive alerts via telephone, text message or e-mail the moment a problem is detected.

Free 90-day trial for qualified customers.

► call: (201) 930-6575

► click: sony.com/devicemonitor

Monitoring networks

Maintaining digital networks can be less complex with the right automated tools.

BY ALDO CUGNINI

With broadcasting shifting to digital facilities, maintenance of operations is becoming more of an exercise in managing information technology. The lines between video and data are blurring, and with that comes the need to oversee systems the way computer systems are managed.

When is digital not really digital?

SMPTE 259 was developed to carry digital video in serial form, using simple coaxial cables. The standard allows for carrying either digitally sampled composite NTSC, or 10-bit 4:2:2 component video. When carrying the former, the receiving (decoding) equipment can make use of traditional analog waveform monitors and vectorscopes. This is because the color burst is carried in the signal, and a standard vectorscope uses this as a reference to drive the display. The

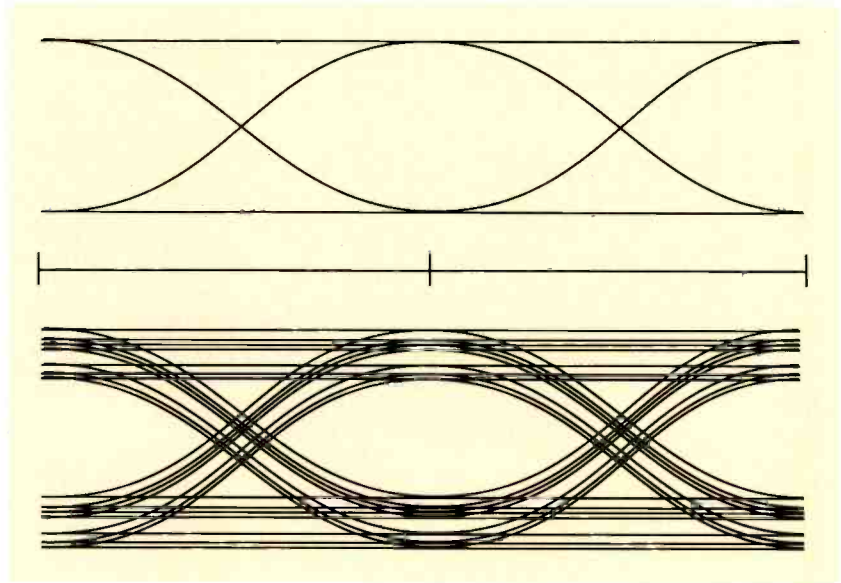


Figure 1. Eye diagrams showing clean and dirty digital signals

component signal, of course, has no color burst, so any vectorscope used to analyze such a signal must be able to monitor the Cr and Cb components to produce a meaningful display.

Also useful to digital video networks is a serial digital video measurement device that will indicate the condition of the digital signal. Ideally, a binary digital signal will transition between two states, logically called "1" and "0." In practice, all signals are band-limited. This results in signals with rounded edges.

In practice, all signals are band-limited. This results in signals with rounded edges.

One efficient way to control this effect is to use a raised cosine filter that constrains bandwidth while simultaneously producing signals with sampling points that are well-defined. (See the top of Figure 1.)

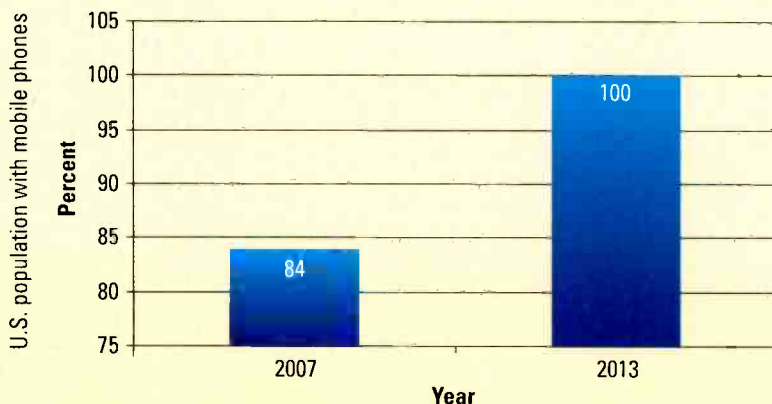
The eye diagrams in Figure 1 represent multiple transitions overlaid on

FRAME GRAB

A look at tomorrow's technology

84 percent of people to own mobile phones by end of 2007


100 percent of consumers will own mobile phones by 2013



Source: SNL Kagan

www.snkagan.com

When you need a media server,
but schedules, space and budgets are tight...



MediaDeck **fits.**

Now there's an Omneon media server tailored for you.

MediaDeck gives you true Omneon functionality, performance and reliability – at a price that fits a limited budget. It comes fully integrated with up to 6 channels, integrated GigE connectivity, and a whopping 3TB of storage standard. When you need a complete feature set, ease of deployment, reliability, and affordability...MediaDeck fits!

www.omneon.com

For details, go to www.omneon.com/mediadeckfits
or call us at 1-866-861-5690

 **OMNEON**[®]
Active Storage for Media™

©2007 Omneon Inc. All rights reserved. MediaGrid, Omneon and the Omneon logo are trademarks of Omneon, Inc.

one another. The tick marks indicate the sampling instants for the receiving circuit. In practice, an actual signal will look more square than this.

The lower part of the figure is an illustration of what happens when there are transmission errors. When transmission is over a cable, we don't usually receive interference or noise from other signals. However, all ca-

width efficiently, a statistical multiplexer (stat mux) dynamically allocates bandwidth to each service.

Another trick employed by these devices is to delay one of the streams momentarily when several bit rate peaks are imminent across the streams. Then all the peaks don't line up and exceed the capacity of the channel.

be integrated into stat mux equipment, not all manufacturers provide the means for detailed analysis of their devices' operation. (Some don't want this to be known, as a competitive measure.)

However, inexpensive transport analyzers are available. An Internet search on "MPEG analyzer" will turn up various programs that can interface with a wide range of PC-based ATSC tuners, or they can be set up to capture the bit stream from other equipment. These programs can decode MPEG-2 tables with ATSC and other extension, and show PID bit rates and PID usage with percentage displays for each PID. Transport streams can also be input from a file. Some of these programs are even free.

On the transmission side, several available analyzers will display occupied spectrum, constellation diagrams, eye diagrams, SNR, error vector magnitude and tap equalizer graphs. With alarms available on bit error rate and other parameters, these systems can be used for DTV confidence monitoring.

IT networks impact your budget and operation

Digital video is increasingly being handled using an IT infrastructure. While it is generally the purview of the IT administrator to both plan and maintain an information network,

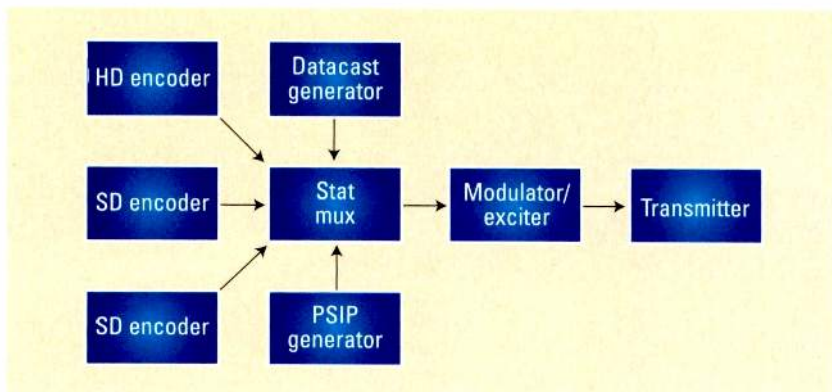


Figure 2. A typical multicast scenario involves new elements.

bles are lossy, and some cables may not be terminated correctly, or in fact may be damaged.

These conditions will cause amplitude and phase errors in the received digital signal, the result being a closing of the eye. Thus, when sampled by a receiving circuit, some errors may be produced when the input signal-to-noise ratio (SNR) is compromised.

If there is little or no FEC built into the signal, errors will result, usually causing sparklies in the received video. This specific artifact, however, only accompanies uncompressed video.

If compressed video is carried on a faulty interface, the effect will depend on the compression scheme and will usually produce large blocks of errors.

Statistical multiplexing adds a layer of complexity

With multicasting now available to DTV broadcasters, program and system monitoring becomes more complex. A typical scenario is shown in Figure 2, including multiple programs and data. In order to use band-

As the bit rate changes for each service, quality of all programs will be affected, depending on the complexity of the video material and prioritization set up in the device. Therefore, close monitoring of the programs and bit rates is essential.

Ideally, the bit rate history of each program should be scrutinized on an ongoing basis so that an accurate assessment of the overall program quality is always known. In addition, transmitting variable bit rate streams,

With multicasting now available to DTV broadcasters, program and system monitoring becomes more complex.

while compliant with ATSC, may nonetheless cause problems in some decoders. A careful assessment of various consumer decoders is strongly suggested when statistical multiplexing is employed.

Transport and transmission analyzers ease monitoring

While some monitoring tools may

knowledge of the load on such a system can give advanced warning of trouble spots.

Both software- and hardware-based analyzers are available, depending on budget and required maintenance. Software systems are generally simpler to use and are less expensive, although the capabilities are usually more limited than their

THE COMPLETE SOLUTION PROVIDER




HDTV...

...IPTV



- Monitoring & Control
- Fiber Optics
- Master Control & Branding
- Management Software
- Time Code
- Distribution & Conversion
- Routing Systems
- Processors
- Digital Signage
- Closed Captioning / EAS
- Production
- Post-Production
- Multiviewers
- L-Band & RF



GOV'T VIDEO EXPO - BOOTH #330

US & International Sales
905.335.3700
sales@evertz.com

US West Coast Sales
818.558.3910
LASales@evertz.com

New York Sales
newyorksales@evertz.com

Asia Pacific Sales
asiapacificsales@evertz.com

Washington DC Sales
703.330.8600
dcsales@evertz.com

UK Sales
011 44 118 935 0200
uksales@evertz.com

Processors / Monitoring & Control / Fiber / Master Control & Branding / Time Code / Distribution & Conversion / Multi-Format Routing / Management Software

1-877-995-3700 • www.evertz.com



hardware counterparts. There are, nonetheless, hardware analyzers that offer high-quality performance at a good price.

By simply plugging into the network or installing software on a network-

can be monitored remotely from anywhere on the Internet using a simple Web browser, so long as a unique IP address exists for each device, and those devices are reachable through any firewalls.

and client adapters that support both 2.4GHz and 5GHz operation will give the highest dependability, with connections that use the best available channels. With that said, if you still want to use Wi-Fi for some auxiliary functions, it will be easier to support if you get an RF analyzer, such as an inexpensive USB-dongle 2.4GHz spectrum analyzer.

As tempting as it may be to set up wireless networks at a broadcast plant, it's probably a bad idea.

connected PC, an analyzer can identify servers, routers, switches, video processors and printers — anything with an IP address. Then it can monitor the network for faults.

When a network problem occurs — for example, when a router does not respond, or when a video server runs out of disk space — the system can send alerts by e-mail or SMS text messaging. Many of these parameters

A word about Wi-Fi networks

As tempting as it may be to set up wireless networks at a broadcast plant, it's probably a bad idea in all but the most mission-uncritical applications. It all comes down to the availability and reliability of the connections. There are various 802.11 technologies available.

To make a long story short, routers

The good and the bad

Digital networks bring additional complexity to maintaining good video. In some instances, the added potential work can be offset by automated monitoring tools. Good planning upfront, as in any endeavor, will minimize headaches later on. **BE**

Aldo Cugnini is a consultant in the digital television industry.

Send questions and comments to: aldo.cugnini@penton.com

THIS BOX WORKS WELL UNDER PRESSURE.




Streambox
Innovation is in the box™

The ability to perform—no matter what—is a prerequisite for our products. That's because our clients often find themselves in challenging situations: natural disasters, security crises, wars—and they still need to be able to do their jobs.

No surprise that Streambox is right there, in the thick of things, providing high quality error-free video in real-time as global events unfold. Our solutions can be set up and transporting broadcast video over low data rate IP networks in a matter of minutes.

Sure, not every job is a matter of life and death, but don't tell our boxes. They seem to like the pressure. **Learn more at www.streambox.com or call us today at +1.206.956.0544 ext 222.**

SEE US AT GV EXPO BOOTH #1219

 **SENNHEISER**

Nelly Furtado

Magic in the Air

50 Years of Sennheiser Wireless Microphones

There's nothing more exciting than the magic of an electrifying performance—and nothing harder to capture. 50 years ago, Sennheiser's engineers designed their first bulletproof wireless systems to grab that magic and transmit it with flawless fidelity. Today, top artists like Nelly Furtado insist on Sennheiser wireless for the freedom to deliver their magic. Whether it's microphone or monitor systems for broadcast, theatre or stage, Sennheiser sets standards for wireless quality and sound. www.sennheiser.com

Video production network design

Build a fast network with capacity to handle the traffic.

BY BRAD GILMER

You are probably familiar with Ethernet technology and what it takes to put a network together. It is pretty basic stuff really. You buy a switch or two, wire them together, configure the network parameters of the clients, and you are ready to go. This approach works well for a simple office network, but what if you want to build an Ethernet network primarily intended for video production?

Characteristics of video production networks

There are several things that distinguish a video production network from an office network. Some of these are the size of the files being moved, a requirement to support streaming professional video, nonblocking routing and high network availability (management). Some factors that are important to an office network but may not be important to a video production network include Internet connectivity and e-mail connectivity.

The size of the files and the requirement for support of streaming video create unique demands that are not found in office networks. In a typical office network, a graph of network usage shows many peaks and valleys. Networking technology takes advantage of the valleys (lulls in network traffic) by buffering data at a switch until bandwidth is available. (See Figure 1.) When the network traffic density increases, there is less time for switches to empty their buffers. As a result, low priority packets may be discarded at the switch.

In video applications, a graph of network usage shows a much higher overall density, meaning there are relatively fewer peaks and valleys. This is

because video files are large, creating higher overall network demand, and because professional video streaming can require a lot of bandwidth on a continuous basis. If your network is not designed properly, as video-related traffic increases, switches will start to discard packets, and net-

A better solution may be to consider what the maximum bandwidth on the backbone of the network will be and then decide what would be a reasonable amount of bandwidth to allocate to each network client. Some switches allow the user to configure the maximum bandwidth

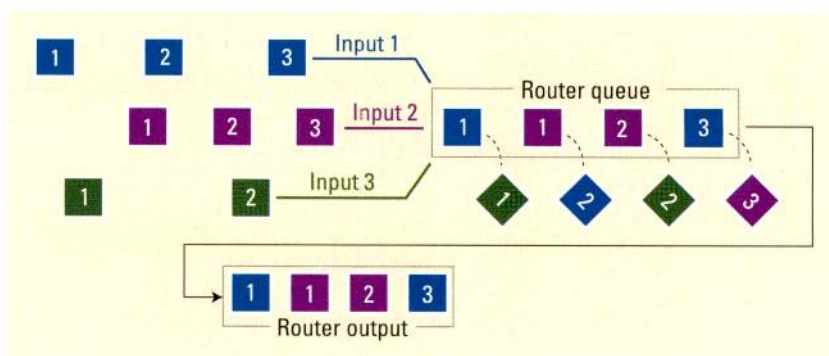


Figure 1. A network device will discard packets when it runs out of capacity. Throttling the rate at the input can reduce the network congestion.

work errors will result. Since we can anticipate that this network will have unusually high overall network traffic density, it is imperative to build a fast network with enough capacity to handle the traffic. Fortunately, this is not as expensive as it once was.

How to build a fast network

There are several things you can do to build fast networks. One solution is to use high-speed connections to the client, but you may want to think this through carefully. Our first reaction as engineers may be that we need to provide the fastest possible connection to every computer on the network. This may not be the case and may actually affect overall network performance. Why? The faster the client connection, the more bandwidth that client will require on the backbone of the network.

allowed over a particular port. Setting this parameter would allow you to use a high-bandwidth media such as fiber, but to limit the ingress traffic from each port so as not to overburden your backbone. This approach allows you to throttle connections at the source rather than indiscriminately discard packets somewhere in the network.

Adding GigE to the mix

In the past, it was common to purchase switches with 10/100 ports and a backbone GigE connection. This allowed the designer to assume that on a six-port switch, for example, the backbone link would never be saturated, because the maximum aggregate speed of all the switch ports (six ports x 100Mb/s = 600Mb/s) would not overburden the backbone connection (1000Mb/s). However, GigE

Amplify your productivity

with Adobe® Creative Suite® 3 Production Premium



The Matrox Axio platforms are designed for high-performance HD and SD editing in demanding broadcast and post-production facilities. With the most comprehensive realtime feature set, the highest-quality native codec technology, and complete file-based workflows, they extend and accelerate the capabilities Adobe CS3 Production Premium.

Matrox Axio gives you so much more than software alone:

- Complete native MXF file support for Panasonic P2, Sony XDCAM, and Sony XDCAM HD in Adobe Premiere Pro and After Effects
- Native support for a wide variety of codecs including: DVCPRO HD, MPEG HD, offline HD, MPEG-2 I-frame in HD and SD, HDV, IMX, DV, DVCPRO, and DVCPRO50
- Many more realtime layers of video and graphics in HD and SD
- Realtime mixed-format timelines
- More effects in real time – color correction, chroma/luma keying, speed changes, 3D DVE, blur/glow/soft focus...
- Realtime high-quality downscaling from HD to SD
- Accelerated export to DVD, HD DVD, Blu-ray, QuickTime, Flash Video, and other multimedia formats with Matrox Media Encoder
- WYSIWYG video output support for Adobe After Effects, Bridge, and Photoshop, as well as other animation and compositing packages with dynamic Alt+Tab switching
- Simultaneous HD and SD output

Call us today to arrange a demonstration.

1.800.361.4903 (US and Canada), +1.514.822.6364, www.matrox.com/video



switches are becoming common.

If you have a six-port switch and each port is capable of 1000Mb/s, then the single GigE backbone connection will be overloaded. This is known as a blocking switch. A blocking switch does not have enough capacity to support all ports operating simultaneously at their full speed. Actual throughput of these switches is less due to networking overhead and other considerations.

Before you implement a solution, be sure you actually have a problem. The six-port GigE switch you purchase from an office superstore probably does not have a 6Gb backplane. In fact, the switch may use a GigE as the uplink connection to the backbone. If this is the case, the maximum bandwidth available to the backplane is 1000Mb/s. This does not mean that the switch is internally limited to 1000Mb/s. Check the switch speci-

fications. The switch may be able to support several simultaneous GigE connections between ports within the same switch. With a GigE uplink port, there will definitely be a bottleneck on the way from the switch to the backbone.

Let's assume for a minute that you have a switch that has a high-capacity backplane. Perhaps internally, the switch can handle 4Gb/s. If you only have GigE connections on the switch, how can you get a high-speed connection to your backbone? The answer is port aggregation, sometimes also known as teaming.

Teaming several ports together creates a virtual port that aggregates together the bandwidth of several ports into a single virtual connection. On a 12-port GigE switch, if you aggregate three GigE ports to use as a teamed connection to the facility backbone, you can create a 3Gb/s connection be-

tween that switch and the backbone. Now you have a very fast pipe to the backbone. Of course, you may have just moved the problem upstream. Be sure that the backbone switches have the backplane capacity to handle these very high-speed connections.

Monitoring the network

Depending on the nature of the video production network, you may require high network availability, especially for mission-critical applications. Managed switches, especially in the backbone, give you the ability to monitor the network's health and to determine network usage trends. These can be very useful in anticipating outages and taking action before they occur.

For example, if one of the managed backbone switches reports that it is nearing capacity, it is time to budget for a larger switch. Also, if the switch reports an intermittent connection to one of its ports, this could be an early warning that a patch cord is going bad. This gives you the opportunity to replace the patch cord before it fails completely.

Outside connections

Another consideration when designing video networks is what sort of connectivity the network will have to the outside world. In some facilities, the production network is totally isolated from the outside world, meaning there are no Internet connections and no e-mail. In other facilities, Internet and e-mail are a vital part of the overall user experience. Much has been written about Internet, firewalls and e-mail security. I do not have much to add here except to say that if you do decide to connect these networks to the Internet, be sure you take adequate precautions. **BE**

Brad Gilmer is president of Gilmer & Associates, executive director of the Video Services Forum and executive director of the Advanced Media Workflow Association.

? Send questions and comments to:
brad.gilmer@penton.com




The Durst Organization Congratulates

JOHN LYONS

(Assistant Vice President & Director of Broadcast Communications)

2006 Society of Broadcast Engineers
"Engineer of the Year" Award Winner



THE DURST ORGANIZATION INC.
OWNER/BUILDER/MANAGER SINCE 1915

212.789.1155

www.durst.org

Member
REBNY



The Power To Brand & Control

When It Comes to Power and Control, Go With the Masters

The Utah Scientific MC family are the masters of master control systems. Proven in all types of television applications – from single channel management to commanding the complexities of large-scale, multichannel multiformat operations – they handle SD, HD, or both simultaneously, while directing multiple mixed format audio sources if necessary.

Utah Master Control systems offer seamless integration with Utah's industry-leading routing systems, full compatibility with all major automation systems, and advanced intelligent handling of EAS alerts. Add to all of that its complete channel branding capability – including multiple keys, logos, squeeze-back and graphics – and you're not just in control, *you rule*.

Contact us at: info@utahscientific.com, or call (800) 453-8782.

The Best In The Business

www.utahscientific.com



US Utah Scientific

HD is not just what we do.



SONY®



TECH.CON.08
PBS TECHNOLOGY CONFERENCE



Global Media Solutions




NATIONAL
GEOGRAPHIC



IOWA STATE UNIVERSITY



CBS



HDNA

It's who we are.

Sony launched the world's first commercial high definition video system. We've been HD's foremost researcher, developer and supplier. And we have the longest list of satisfied customers to prove it. Whether you produce for films or episodic TV, broadcast news or sports, worship, education or government, look to Sony for breakthroughs in HD. High definition. It's in our DNA.

sony.com/proHDNA

Digital audio processors

Digital technology offers precise, repeatable control over a production's sound.

BY ALDO CUGNINI

Signal processing for analog broadcast is a combination of two functions: control of perceived sound (for competitive advantage), and meeting FCC constraints on transmission modulation and occupied spectrum. With analog modulation, any processing applied to the audio has a direct effect on the RF signal, so the baseband and RF are closely intertwined.

With digital transmission, however, the two realms are essentially decoupled, but new interdependencies have emerged. Surround channels, multiple programs and repurposing all add another layer of complexity.

While analog inputs and outputs are typically found on digital processing equipment, minimizing the number of analog-to-digital conversions (and vice versa) will improve your overall signal quality. It will also reduce the potential for level mismatching. The same is true for other processors — equalizers, presence enhancers, de-essers and the like.

In addition, all digital signals are subject to clock jitter when performing A/D and D/A conversions. This is because all clocking signals have a certain amount of noise on them. If a signal is sampled or reconstructed with a noisy clock, then the sampling instants will be modulated in time by a filtered version of this noise signal. (See Figure 1.) This filtering is a characteristic of the clocking circuits employed in the various converters. The result is an increase in the noise floor of the signal, degrading its quality.

Dynamics control

Audio level compression (as differentiated from bit rate compression)

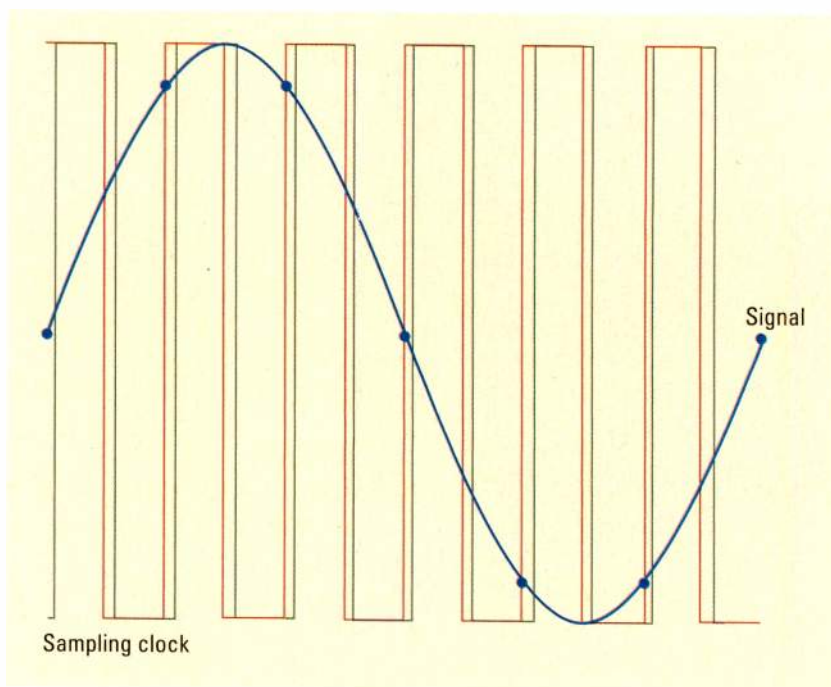


Figure 1. Sampling clock jitter degrades signals

has been a contentious topic since the days of Top 40 radio. Aggressive compression was originally intended to be a competitive tool to provide a louder sound, with commensurate higher modulation density and therefore higher perceived

With TV sound, broadcasters tended to relax the compression, because the video and program content were the primary competitive drivers. Nonetheless, intentionally disparate processing continues to be controversial when it comes to com-

While analog inputs and outputs are typically found on digital processing equipment, minimizing the number of analog-to-digital conversions will improve your overall signal quality.

signal-to-noise ratio (SNR) — at least for AM radio. With the crossover to FM, overmodulation did not cause distortion, but ran the risk of violating FCC regulations.

mercial loudness. A sample compression characteristic is shown in Figure 2 on page 36.

Early work at CBS Labs and elsewhere established various metrics

ICONIX

The World's Smallest HD Video Camera

What Could You
Do With a Dozen?



HD-RH1

Multi-Format

- ❑ 720p @ 24, 25,30, 50, and 60 Hz
- ❑ 1080i @ 50 & 60 Hz
- ❑ 1080p @ 24, 25, 30, 50, and 60 Hz
- ❑ 3-1/3" Progressive Square Pixel CCDs
- ❑ Dual Link Hd-SDI, DVI-D, and Analog Outputs
- ❑ 14-Bit Quantization

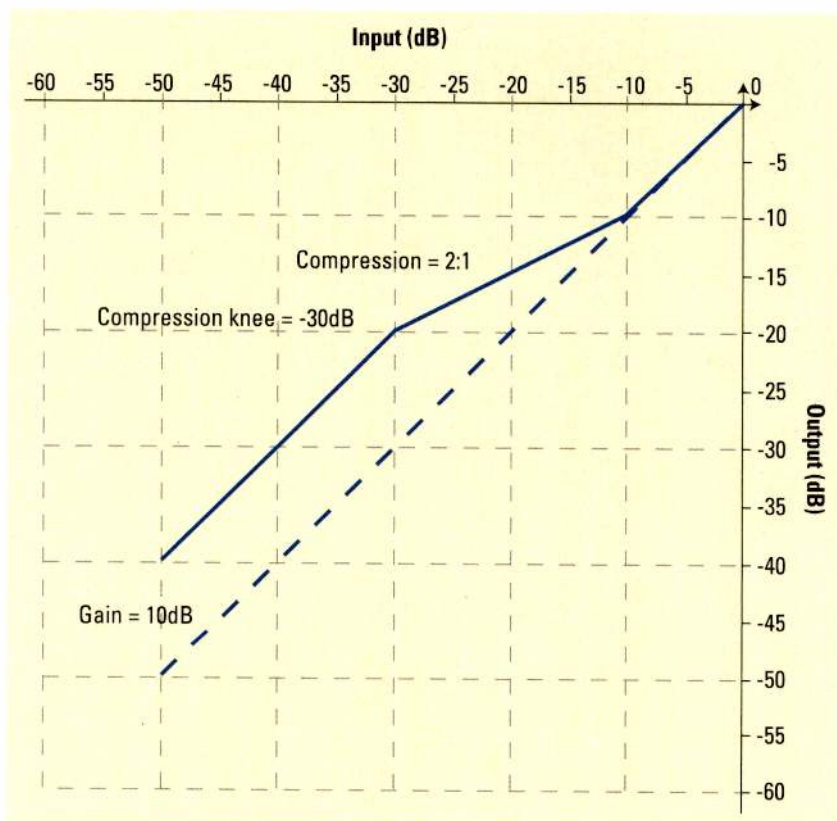


Figure 2. Level compression changes the dynamics of a signal.

for measuring program loudness. These algorithms have since been incorporated into several broadcast processors, and operators now have the capability of better control over program-to-program level consistency.

software. To save yourself the trouble, look for presets for these functions, and see if they pass your own (or your golden listener's) quality judgment.

Peak limiting has also been used in analog broadcasting both for reg-

With digital processing, it's important to ensure that analog input and output levels, along with any digital level changes, all maintain the signal within its normal operating range.

However, the ability to control a signal does not mean that setup is straightforward. Access to too many parameters, such as target level, minimum and maximum gain, and rate of gain change, may give the operator fits when attempting to install a unit — especially if the unit is solely controlled through

ulatory and competitive purposes. With digital processing, it's important to ensure that analog input and output levels, along with any digital level changes, all maintain the signal within its normal operating range. Too low a signal will degrade the SNR, while too high a signal will run the risk of clipping.

Surround sound

Surround sound is a topic all to itself, but there are differences between true surround, artificial surround and spatial enhancement.

True 5.1 multichannel sound consists of five channels plus low-frequency effects (LFE), all with perfect separation between them. A signal sent on one channel will have virtually no crosstalk to the other channels.

Artificial surround creates a multichannel experience by matrixing surround information onto a stereo pair, then decoding this at the receiver and creating additional surround channels. This type of surround has limited separation between the main and surround channels, sometimes as low as 3dB.

Spatial enhancement creates an ambiance effect by enhancing or delaying the difference component of the left and right signals.

Bit rate compression

Before digital transmission, all audio signals undergo compression. While the amount of compression is left up to the operator, the small amount of bandwidth savings that might be enjoyed at the lowest bit rates is not worth the corresponding decrease in quality.

An increasing amount of material, in addition, is already archived or sourced in a compressed format. While it may be tempting to avoid complexity by decoding these signals — even down to analog — each additional conversion degrades the quality of the signal. This is especially true for cascaded compression operations, where compression artifacts can become exaggerated.

For this reason, manufacturers now make equipment that can intelligently transcode signals, using knowledge of preceding compression operations.

Moving video signals around a plant often involves SDI interfaces, and these can be used to transport audio as well. SDI audio embedders


www.yamahaca.com



ON THE MAP

From coast to coast, Remote Recording has made a name for itself with involvement in big names and even bigger shows. Sporting dual DM2000's with 24-bit 96kHz performance and 96 inputs, this truck is really going places. Key features include a complete surround sound panning and monitoring package, a full mixdown automation system and advanced DAW integration. Newly added VCM effects such as recreations of compression and EQ units from the 70's, and a variety of vintage stomp boxes provide endless options in the world of recording.

***Yamaha's DM2000VCM.
Leaving its Mark.***



When you need help, time zones shouldn't matter. Yamaha provides coast to coast 24/7 technical support. With dedicated staff and regional service centers, assistance is around the corner. If we can't fix it over the phone, we'll put a part or a person on the next plane out. It's that simple.

YAMAHA
CA
commercial audio

Yamaha Commercial Audio Systems, Inc. • P.O. Box 6600, Buena Park, CA 90620-6600
©2007 Yamaha Commercial Audio Systems, Inc.

and de-embedders perform this function. Usually, two stereo pairs can be carried this way, using AES3 linear (uncompressed) digital audio. Compressed audio can also be carried by encapsulating Dolby-E or AC-3 signals within the AES3 stream, for example.

Time compression and expansion

There are various ways to change the timing of audio programs. In order to maintain lip sync, of course, any change in the duration of a program must be performed together with the associated video.

Time base adjustment is sometimes performed by a processor that uses a gate function to detect and modify interword separation. Such processing is limited to speech only and has a high SNR.

Sophisticated processing will implement a form of Fourier transform

Sophisticated processing will implement a form of Fourier transform in order to change the time duration without affecting the pitch of the audio.

Smart Thinking.



With Sundance Digital, good broadcasting and good business go hand in hand. Using our automation software, you can improve the efficiency, accuracy, productivity and profitability of your broadcast and news operations. By integrating digital television and information technologies, we give you the capability to manage your entire broadcast workflow. As a result, you'll get greater control, more flexibility and unprecedented speed. That's what we mean when we say we'll improve your on-air product — and your bottom line.

How's that for smart thinking?

And speaking of great ideas, we've combined everything you expect from Sundance Digital — exceptional service, open technology, reliable products — and added the power of an industry leader. Now, as part of Avid, we have even more resources to serve your business.

Smart. Real smart.

www.sundancedigital.com
972.444.8442

SUNDANCE
DIGITAL
BROADCAST AUTOMATION SOLUTIONS

A part of **Avid**.

in order to change the time duration without affecting the pitch of the audio. Since this transform must be finite in length, there is a splicing rate and overlap that must be optimized for the signal. Ordinarily, the user will not have access to these or other parameters of the transform, but check your product to see if you do.

As always, some experimentation with different equipment setups may be needed to get your desired results. Keep in mind that this will be dependent on the program material. Unless you're comfortable with these changes, it's best to leave it to a default or preset condition. However, make a long-term plan to continually monitor your audio in a representative viewer/listener environment. You'd be surprised what sneaks through for long periods of time without operator adjustment.

BE

Aldo Cugnini is a consultant in the digital television industry.

? Send questions and comments to:
aldo.cugnini@penton.com

Copper...

Fiber...

**Don't
compromise.**



Trust the experts you already know.



The leader in broadcast connector and patching solutions will ensure your success in data integration. As you evaluate the need for high-performance ethernet patching in your operation, it's critical to have carefully considered products Engineered for Primetime™.

Go to www.adc.com/dontcompromise to download information on:

Unipatch® GigE Data Patching
The Top Ten Things you need to know about Fiber





Broadcast U.

The University of Miami updates its control rooms and studios to prepare students for the ever-advancing business of broadcasting.

BY LLOYD HICKS

UMTV at the University of Miami is one of the largest university television stations. At its core are the teachings of the School of Communication, which directs the broadcasting futures of thousands of students. The station serves the campus and its surrounding community with original news and feature shows, as well as MTV-U, the MTV university cable network.

Desires for advancement

The university wanted its station capabilities to be on a technological level with today's television networks and their outlets. The system had to

be intuitively simple to operate and maintain. And the equipment would include server-based playout devices with manual VTR-type controls.

While the budget didn't permit HD integration at this time, a pathway was designed and installed to enable an HD upgrade to be accomplished efficiently and economically.

Phase one

Two nearly identical control rooms were needed to facilitate teaching and

production, each with its own studio. Professional Communications Systems (PCS) was chosen to integrate the total rebuild on a challenging schedule in the fall of 2006. The integration began in a staging area at the company's Tampa, FL, headquarters. Cable was placed and racks were populated while classes were still in session.

Over Thanksgiving weekend last year, the university staff removed all existing equipment, and PCS moved

Photo: UMTV has two identical, digital, HD-ready production control rooms. Each control room employs a Wheatstone digital audio console, an Avid Deko graphics system, a Grass Valley Kayak production switcher and a Grass Valley M-322D iDVR video digital recorder.



Moving pictures and sound around, perfectly.

Analog FADES to BLACK



FEBRUARY 17, 2009

Who will survive?

The FCC has set a hard deadline for broadcasters to switch from analog to digital delivery.

The analog to digital game is on!

Watch what happens as these five players battle it out in the fiercely competitive market. Who can they turn to for help? Who can they trust? **NVISION is the #1 authority in analog to digital conversion and #1 in HD.**

Download "Not all DTV is the same: DTV is a journey that most of us have not completed" and follow the game at: www.nvision.tv/F2B

You'll also learn how we can help you mix and match NVISION routers, router control, master control and Synapse modular broadcast systems to customize a cost-effective configuration for your facility.

**1-800-860-HDTV (4388)
www.nvision.tv/F2B**



George
Director of Engineering,
15-station TV group

He's got an ambitious vision – 100% digital and consolidating facilities – on a very fast track. Can he keep his promises to management, and his job?



Doris
General Manager, two public TV
stations in middle America

She's a 20-year broadcast pro, but no engineer. How will she design and spec the right system to convert to digital, and still leverage her legacy in analog?



Dave
Operations and Engineering
Manager, independent station,
top-50 market

A hands-on workaholic, he's building his way to HD out of a mix of analog and SDI. How will he get there in little steps, without wasting any money along the way?



Bill
Chief Engineer, independently
owned station, small market

Doubles as an engineer for the AM/FM radio stations. How will he move to digital on a micro-budget. Hint: he plans to exploit his suppliers.



JW
VP of Engineering, major TV
network

He led his networks move to HD. Now it's time for his 20 network-owned stations to convert to digital, but they can't agree on one set of suppliers. Who will see it JW's way? Who gets axed?



Three 50in Panasonic high-definition plasma panels are driven by Miranda Kaleido multi-image systems, enabling signal input from any source and unlimited custom configurations. They also show audio levels and on-air tally. The console is a Grass Valley Kayak production switcher in a 2.5 M/E configuration.

in the new racks and other components, and completed the installation.

Equipment setup

The two existing production control rooms were transformed into state-of-the-art serial digital control rooms, running embedded audio on the SDI signal. They are integrated with one another through the newly created master control room, featuring a 128 x 128 Grass Valley Concerto router, which is at the heart of the new production studios.

The facility features shared resources, including graphics and audio mixing. The format is 4:3 throughout, with the capability of simulating 16:9 using aspect ratio converters that work in both directions.

The station also has external tie lines to a courtyard and another building, providing remote broadcast capabilities to anywhere on the university campus IPTV network.

Each of the production control room systems includes three large HD plasma monitors driven by Miranda multi-input display processors, iControl monitoring and Densité distribution, conversion and embedding, as well as Clear-Com Eclipse Media digital intercoms.

In addition to the Grass Valley



A Wheatstone D7 digital audio mixer is the digital audio control center for the system. It uses a common electronics frame located in the equipment room and has a control panel located in each of the two identical production control rooms assigned to separate studios.

master control and router, each room employs a Grass Valley 2.5 M/E production switcher with a full complement of HD-compatible keyers, chroma keyers and color correctors, with a six-channel RAM recorder.

Five Grass Valley multichannel videodisk recorders provide 320 hours of storage, touch-screen control panels and simultaneous play-and-record in



The FCC mandates that all broadcasts must switch over to digital on

FEB 17, 2009

How do you ensure DTV service quality?
Do you know if your service is FCC compliant?
Can you troubleshoot DTV streams in an emergency?

Triveni Digital has the right solutions. With both basic and HBE RM-40 monitors and the MT-40 analyzer, **Triveni Digital's StreamScope™** is designed to make February 17, 2009 just another day on your calendar.

Visit www.trivenidigital.com/2009/compliant.asp for details on StreamScope and the FCC mandate.





Out with the Old... ...In with the New



The New System 5

Check out the new System 5 packed with advanced mixing features – specifically designed for the high-quality multi-channel HD audio experience.

NEW Control Surface with...

- New touch-sensitive LED color coded knobs
- Higher resolution screens
- Faster embedded processors for quicker boot times
- More memory for added features and faster response

NEW DF66 DSP SuperCore with...

- 100% changeover of DSP, MADI I/O & Router
- Up to 300 channels and 1536x1536 I/O paths

NEW Modular Converters including...

- Ethernet controlled mic preamps
- SDI de/embed modules

NEW V3 software including...

- Dual 5.1 spill zones
- Scene automation
- Channel delays up to 2 secs and bus processing

euphonix.com

Euphonix

220 Portage Avenue | Palo Alto, CA 94306 | p 650.855.0400

either MPEG or DVCPRO 50Mb/s.

The new Grass Valley master control replicates what students will find in the industry as they enter the field of broadcasting. The new systems also provide cost savings in security, power, A/C and maintenance. Large HD plasma monitors driven by Miranda multi-input display processors also lessen the amount of equipment required in the studio control rooms.

Phase two

This just-completed integration

added a new, two-camera studio and control room, as well as a Vyvx fiber-optic connection to the Level 3 network. Vyvx connects the new studio and control room to the TV world beyond the campus and UMTV's 600,000 Comcast homes in Coral Gables, FL. The system has analog-to-digital and digital-to-analog conversion both into and out of the Vyvx, and will enable live or delayed Vyvx fiber transmissions.

The new facility and system are accessible for use by outside organizations, by arrangement with



The equipment room houses most of the electronic frames in the system. The electronics frame (shown upper right) of the Clear-Com Eclipse Digital Matrix intercom system is placed on a rack in the equipment room in a secure location, separate from the two new control rooms. Also in the equipment room are Miranda Densité frames (shown middle right), containing all of the audio and video distribution, conversion, scaling, embedding/de-embedding systems and the Kaleido multi-image drivers.



Connect once, display anywhere

Barco's **Networked Broadcast Monitoring System** allows you to monitor your broadcast processes and visualize video content in real-time from anywhere in your facility.

Never before was broadcast and distribution monitoring this flexible. Barco's innovative solution allows high-quality, low-latency distribution of video sources and metadata over an IP network towards multiple screens, even in separate control rooms. As such, Barco's Networked Broadcast Monitoring System goes beyond the functionality of a traditional multiviewer, towards facility-wide monitoring.

Inter BEE
International Broadcast Equipment Exhibition

Visit us at **InterBEE**
20 – 22 November 2007
Makuhari Messe, Chiba City, Japan
Hall 8, booth # 8002

www.barco.com/broadcasting

BARCO

Visibly yours

the university. Currently, the metropolitan area's daily newspaper, the *Miami Herald*, uses the facilities to produce a daily Internet program titled "What the 5!" presented online at *miamiherald.com*. This is expected to

precipitate additional third-party programming production at the school.

Also, NBC has used the Vyvx link to produce an interview at the university's medical facility with a medical professional who is an expert on the

pacemaker. This interview was fed to the NBC-Now 24/7 satellite news service.

While this capability is still in its infancy at the university, its cutting-edge character and additional usage are anticipated to present additional learning opportunities for students, staff and educators.

The studio can stand alone, yet is fully integrated into UMTV's existing

The studio can stand alone, yet is fully integrated into UMTV's existing system.



In the remodeled studios with legacy Sony DXC50 triax cameras, QTV LCD prompters were added. LCD talent monitors were added in the set desk. PCS rewired both existing studios, adding connection panels and integrating legacy and new components into the new system.


system. It is able to use all the capabilities of the master control of the two studios in the previous integration, such as cameras, sources, routing, timing, intercom, audio and graphics.

Challenges that were overcome include fitting the new control room into limited space, within a limited budget, and making it fully functional by drawing resources from the existing master control system in another location.

Continued on page 48

network

Smart. Reliable. Responsive.
Leading the way



Fibre optical transport



Signal processing



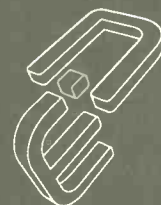
Routing

Every day, leading broadcasters rely on our award winning solutions to transport digital video signals from some of the world's most hostile environments. They choose Network Electronics to be part of their team because we bring industry leading technology, an outstanding customer service record and a commitment to creating the greenest products - combining the lowest power consumption with environmentally friendly manufacturing.

Simplicity of operation is central to our design philosophy, making our products easy to use. And, if you do need help, our world-wide network is at hand wherever you are. If you'd like to know more about Network Electronics and how we can become part of your team, visit:

www.network-electronics.com

Network Electronics US • 800-420-5909 • ussales@network-electronics.com • www.network-electronics.com/us



Simplicity rules

Broadcast U.

Technology at work

Avid Deko

Brightline

SeriesONE fluorescent studio lighting

Studio CycSeries fluorescent RGB studio lighting

16-channel, two-set control and dimmer system

Clear-Com Eclipse Median Digital Matrix intercom system

Crown D75A amplifier

Evertz 5600 master sync and clock system with changeover

Flickrical AirBoss server

Grass Valley

Concerto SD/HD router

Indigo AV production switcher

Kayak switcher

M322-D iDVR system video digital recorder

Harris VTM-2000 multiformat monitor system

Harvey Scenic custom consoles

Ikegami HC-D57 cameras

JBL Control 5 wall-mounted speakers

Libec pneumatic pedestals

Marshall SDI LCD broadcast monitors

Middle Atlantic WR-44-32 rack system

Miranda

Densité HD/SD processing converter

iControl monitoring and control system

Kaleido multi-image display processors

Panasonic

AJ-SD930 DVC PRO recorder

TH-37PH9UK SDI plasma monitor

QTV LCD teleprompters

Sennheiser EW122 wireless microphone systems

Wheatstone D7 digital audio mixer

Wohler LM30-4 SDI

Vyvx fiber-optics

Design team

Professional Communications Systems

David Palmeira, senior design engineer

Lloyd Hicks, regional manager

Troy Pazos, installation manager

University of Miami

Tomas Ortiz, director of engineering and operations,

School of Communication

Paul D. Driscoll, Ph.D., broadcasting program director

Sam L. Grogg, Ph.D., dean, School of Communication

School of Communication faculty members



RU charged?

With the feature packed combination of the Sachtler **FSB 6** fluid head and the **FSB CELL** external battery you can take charge and be charged for your next assignment.

www.sachtler.us



Continued from page 46

Equipment setup

The Vyvx studio contains two Ikegami HC-D57 cameras with full multicore control units and remote control units. Cameras are in studio version configuration with Fujinon zoom lens and are mounted on Libec pneumatic pedestals with 17in LCD QTV teleprompters fed via CCU and powered from camera head. Cameras are full 16:9 SDI compliant.

The switcher is a Grass Valley Indigo AV production model with 16 inputs and can accept both SDI and HDSDI signals. The switcher includes a digital audio mixer with motorized faders and can accept analog and digital signals. The audio signals are then embedded into the SDI output. The switcher's robust production tools for wipes, fades, special effects and keys can all be controlled from a built-in touch panel.

Recording and playback of SDI sig-

nals can be performed from the Grass Valley M322-D iDVR system, which has two simultaneous record and two play output channels operating at either 25Mb/s or 50Mb/s. SDI signals may also be recorded or played back from the Panasonic professional AJ-SD930 DVCPRO 25MB/s or 50Mb/s videocassette recorder. Both

tiformat on-screen monitor system, which handles both SDI and AES/EBU signals.

Studio talent audio is processed via four Sennheiser EW122 UHF wireless microphone systems. Their IFB, as well as all production and technical intercom communications, is processed by a Clear-Com Matrix digital

The switcher includes a digital audio mixer with motorized faders and can accept analog and digital signals. The audio signals are then embedded into the SDI output.

units feature processing and embedding AES/EBU digital audio with the SDI signal.

All significant signals are monitored via a Harris VTM-2000 mul-

system and is interconnected to master control for access to any of the other university studio facilities.

The embedded SDI signals are remotely selected and routed via a Grass

**RESILIENT
VERSATILE
LIBERATING
INSPIRING**

**BREAK FREE FROM CONSTRAINTS
WITH QMASTER - THE WORLD'S FIRST
IP PROMPTING SOLUTION.**

**JOIN THE PROMPTING
REVOLUTION**

WWW.QTV.COM

QTV
a division of Autocue

To best use the compact space in the Vyvx control room, a Middle Atlantic WR-44-32 rack system was used, which enables installation and servicing via a moving/rotating cabinet.

Valley router with 128 x 128 capacity using an Encore control system.

The production display monitors are Marshall SDI LCD broadcast monitors with multiple input selections.

The character generator graphics unit is an Avid Deko system with ClipDeko, 2-D motion and automation. The system is networked to other Deko systems in master control for optimum flexibility.

Embedded program audio is monitored via a Wohler LM30-4 SDI 30 segment horizontal LED level meter display unit.

Studio talent playback is displayed on a Peerless mounted 37in Panasonic TH-37PH9UK SDI plasma monitor. Audio is monitored by JBL Control 5 wall-mounted speakers driven by a Crown D75A amplifier.

All distributed analog and digital video signals are routed and processed by a Miranda Densité system, which also utilizes frame synchronizers and audio muxes.

To best use the compact space in the Vyvx control room a Middle Atlantic WR-44-32 rack system was used, which enables installation and

servicing via a moving/rotating cabinet. The production console was custom built to customer's requirements by Harvey Scenic.

The Brightline series of high-speed 3200k grid-mounted fluorescent lighting fixtures was selected to optimize studio space and reduce heat and power loads. Fixtures included both RGB 6-lamp cyc lights and two or four 55watt dimmable fixtures controlled by a 16-channel, two-scene dimmer system.

Conclusion

Students, staff and visiting organizations are now creating, cable-casting, webcasting and broadcasting original programming to the university campus and 600,000 homes in the Coral Gables, FL, area. **BE**

Lloyd Hicks is regional manager for Professional Communication Systems.

The evolution continues...

Introducing the Azden FMX-42 Professional Field Mixer



Having 4 Balanced XLR line/mic inputs with individual level and pan controls, the FMX-42 provides switchable (per channel) 48V phantom power and limiting, professional quality VU meters for accurate level setting, master level control, 1k tone generator, 2 Balanced XLR outputs (line/mic switchable), stereo mini jack output for DV cams, and a headphone monitor with level control.



It can be powered by either six internal "AA" batteries or a 12V external supply (optional). The pictured ballistic nylon case is included.

MSRP is \$750



PO. Box 10, Franklin Square NY 11010 • (516) 328-7500 • FAX: (516) 328-7506

For full specifications, visit our website: www.azdencorp.com

Teleprompting trends

Tightly integrated systems deliver the total package.

BY MICHAEL ACCARDI

The biggest trend in today's teleprompter systems is that they must incorporate other devices. In the old days, prompter systems just delivered the script to the anchor and talent, but new demands placed on the broadcast industry require today's systems to deliver more visual information to the talent on the set.

Integration

Prompter systems now include devices like on-air monitors below the prompter itself. This enables the talent to actually see who they're interviewing or what the video is while they're doing a voice-over. Another example is placement of a SMPTE time-code clock on the prompter assembly. This allows the talent to have that information on the set as well.

In the past, some broadcasters used to jerry-rig these devices onto their prompter assemblies. Today, as broadcasters update their prompters, they're asking manufacturers to integrate these different elements into one system.



Autoscript's TFT17HB 17in High Bright teleprompter is integrated with a TallyPlus camera numbering system, which has a large LED indicator, and a ClockPlus SMPTE time-code clock.

Flatter, lighter screens

One technological change that revolutionized prompting in 2000 was the development of flat-screen

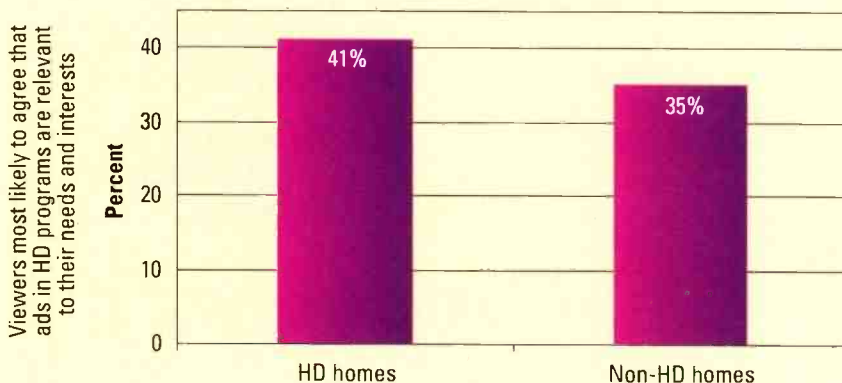
monitors. Today, LED screens are replacing fluorescent-based screens. LED screens deliver brighter images, with lower power consumption and

FRAME GRAB

A look at the consumer side of DTV

Access to HDTV content slightly affects viewing behavior

More HD viewers think ads are relevant than SD viewers



Source: Knowledge Networks

www.knowledgenetworks.com

One technological change that revolutionized prompting in 2000 was the development of flat-screen monitors.

increased longevity. Currently, these LED units are only suitable for smaller units, but larger units should be available by NAB2008.

The light weight of these flat

MIX 1 PART ACTION WITH 5.1 PARTS PASSION



As surround sound becomes more widely used, especially in sports, viewers can enjoy all the excitement of being there.

But additional audio signal paths demand more console capacity – and with the increased complexity of today's productions, that could be a problem.

Fortunately now there's a solution. Our revolutionary Bluefin technology more than doubles the signal processing capacity of conventional systems – all on a single card, occupying just a fraction of the space. Even better – it cuts the cost per channel by half.

It's the sort of innovation you'd expect from a company exclusively dedicated to live production and on-air broadcast audio mixing.

If you share our passion, find out more at calrec.com

C A L R E C

Putting Sound in the Picture

prompter screens versus the old CRT monitors has made it possible to deliver larger screen studio teleprompters. In addition, it has made it possible to add on-air monitors below them, while still reducing the overall weight of the prompting assembly.

While flat-screen monitors have allowed portable, smaller teleprompters for field use, smaller screen teleprompters are at odds with another trend: The average age of broadcast talent is skewing older. The limit on the small size of a prompter has little to do with technology and more to do with the

By building from the ground up, it's possible to deliver brighter and smoother scrolling units while increasing longevity.

eyesight of the talent. Field prompters used to average about 12in; today they tend to be 15in. Studio teleprompters used to average 15in; now they're 17in and 20in.

Purpose-built systems

As broadcasters have come to depend more on their teleprompters both in the studio and in the field, they're also willing to buy purpose-built teleprompters instead of prompters built with off-the-shelf parts. When prompter manufacturers use off-the-shelf parts, they don't hold up for the long haul. By building from the ground up, it's possible to deliver brighter and smoother scrolling units while increasing longevity. Broadcasters have shown they're willing to pay for quality that will last.

Automation

As pressures to reduce costs in-

crease at the stations, broadcasters are looking for new ways to improve productivity. One way to do so is to interface the prompter with news-cast automation systems through the MOS protocol. This allows news-story writers to encode instructions into their scripts so that when the reading line in the teleprompter passes those instructions, it triggers the automation to make a camera move, display a graphic, or roll and take video. This enables the station to do a more sophisticated newscast with a smaller technical staff.

New scrolling capability

With the increased use of prompting in the studio, broadcasters find themselves increasing hours for teleprompter operators. Of course, no station wants to increase hours, so today manufacturers have developed multiple foot-controllers in the studio to allow the news talent to scroll their own scripts. Some systems even employ voice-recognition technology to allow the teleprompter to scroll itself by identifying exactly where the talent is in the news copy.

New teleprompters also feature wireless control so that the person scrolling the text, whether it be the news talent or a technician, isn't tethered to a specific location. For example, wireless foot-controllers quickly allow a camera in the newsroom to move its shot to the individual reporter's desk. This gives the reporter instant control of the teleprompter without running cumbersome cables.

In the field

There's also a demand to take telecasts that traditionally have been done in the studio out into the field. Recently, a major network put its evening news telecast on-location in Iraq. The prompting system, as with the rest of the technical setup, had to be able to make the anchor feel just as comfortable delivering the newscast as she would have been in the New York City studios.

Broadcasters are popping up on building tops to get shots of bombs bursting in war zones, and then ducking down to keep from being shot themselves. This puts a whole new set of criteria in play to develop a prompter that doesn't require cables and that is light enough to

Prompting has come a long way recently, from cumbersome CRT-based units to lightweight and compact flat-screen models.

move quickly. Purpose-built tripod and prompter systems can eliminate the need for a separate computer, mounting plate and many of the bracket parts. They can also reduce weight significantly, allowing for use of a lighter weight fluid head and tripod.


Conclusion

Prompting has come a long way recently, from cumbersome CRT-based units to the lightweight and compact flat-screen models. Prompter assemblies have also become carriers for other devices such as on-air monitors and time displays to deliver more information to the talent. Through voice-activated prompting, the system can scroll itself. Eliminating cabling and the weight of the field prompting system has enabled broadcasters to report from new places. **BE**

Michael Accardi is president for Autoscript.

AUTOMATIONONESTOP
at www.broadcastengineering.com

For more news and articles on automation, visit our Web site and click on the **Automation** link at the top of the page




More and more broadcasters are doing brilliant business with Quantel technology

Broadcasters the world over are turning to Quantel technology to improve workflows and boost revenue. Our technology is enabling them to achieve their goal by maximising the potential and productivity of their people, their systems and the new media opportunities that are transforming the business of broadcast.

Quantel – technology that means business



Quantel



Test & measurement tools

In this DTV age, monitoring is more important than ever.

BY JOHN LUFF

Today's technology spans generations of products used in systems with interconnections that vary from coax carrying analog video to high-speed networks on fiber-optic cable carrying multiple gigabits per second of file transfers. This presents challenges to those responsible for designing and maintaining facilities that use complex and often misunderstood technology tools. Fortunately, as computer power has grown, it has facilitated human interfaces that make technology more approachable. This allows complex systems to be understood at fundamental levels, or

viewed with simple pass- and fail-oriented tools.

Video testing

Today's broadcast facility is almost guaranteed to contain both analog and digital signals. In fact, it likely supports analog SD as well as digital HD signals. We often forget that reference signals today are still analog color black, with NTSC or PAL characteristics. Most modern facilities use SMPTE 259M (270Mb, component digital signals), or SMPTE 292M

(1.485Gb component HD digital signals) for interconnection. During this extended change from analog to digital, and from SD to HD facilities, we need to embrace tools that help us bridge multiple worlds.

Waveform monitors have been a part of TV facilities since the first monochrome television went on-air in the late 1930s. For decades, they helped us adjust and understand signal degradation. The first units were actually special-purpose oscilloscopes tailored to the amplitude of the TV

Photo: Andy Solywoda, senior field engineer for CEI, makes final adjustments on a BET mobile truck.

J.83/C

PCR Jitter

Pos. Pl. 82 ns

0 ns

analog TV

J.83/A

DVB-T

DVB-C

DVB-H

DMB-T GB 20600-2006

Pacesetter in multistandard capability.

The R&S®ETL-TV – test receiver and analyzer in one box.

The new R&S®ETL-TV now sets the standards in its class:

- Comprehensive TV signal analysis functionality
- Excellent RF performance
- Multistandard-compatible and future-proof due to software- and hardware-based demodulators
- Demodulation and signal analysis in realtime
- Integrated spectrum analysis functionality
- DVB-T/H measurements in 2K, 4K, and 8K mode
- Ideal for work on terrestrial TV transmitters and cable headends
- Optimal choice for portable use

Find out more at test-rsa.com/ETLTV/BE1107

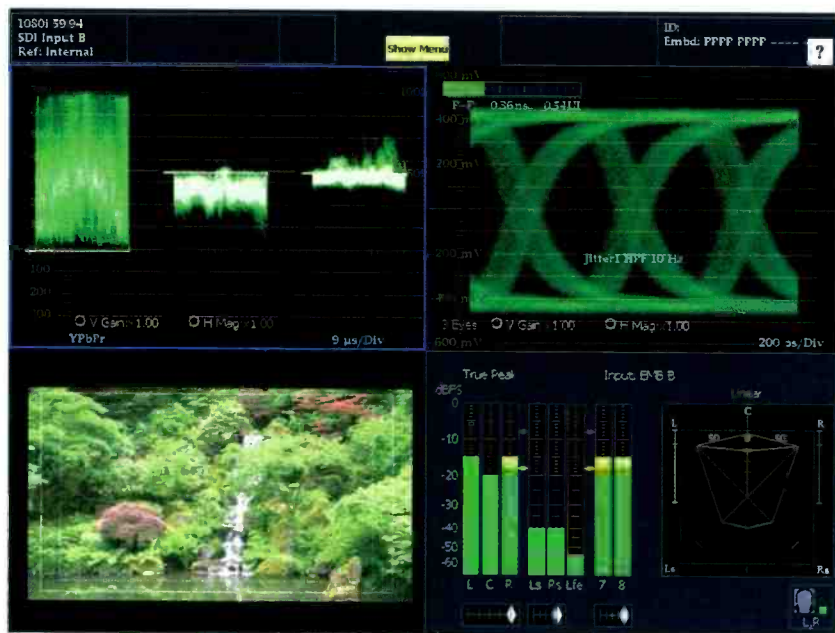


R&S®ETL-TV Analyzer



ROHDE & SCHWARZ

rohde-schwarz.com/USA • 1-888-837-8772



Tektronix's WFM7120 waveform monitor features a quad display that enables broadcasters to accurately analyze content with just a glance.

signal. The featured special display times that showed frame and line detail in analog TV signals. When color replaced B&W in the 1960s, new, partially solid-state waveform monitors were developed. Today, that lineage continues with powerful tools that can display the line rate waveform of active video as well as vector displays, gamut displays, and picture and sound information.

Today, CRT instruments have been increasingly replaced by digital, often color, displays that allow sophisticated views of audio, video, picture, vector display, signal jitter and data analysis. Though we often think traditional CRT waveform monitors and vectorscopes are disappearing, they aren't. The flexibility of instruments that are based on digital technology, however, brings many new features,

along with the replacement of CRT technology, for which it is increasingly hard to find replacement parts. Like TV sets and professional monitors, the industry is moving to more modern technology and the benefits that color displays afford.

Conventional instruments with internal displays offer flexible HD and SD inputs, and decoding of ancillary data carrying audio and other information. Rasterizers can perform the same digitization and analysis functions but output to external displays. These rasterizers have become common in modern systems because they offer much larger display areas and can input to monitor wall processors over VGA and DVI connections.

Since the 1980s, there has been a steady growth in products that

If a facility control system is integrated with monitoring and display, a holistic and powerful combination is formed.

NEW HDCC-200A Closed Captioning Bridge



SD Line 21



CAPTION YOUR AUDIENCE.

HD/SD-SDI Closed Captioning Bridge

- Independent Dual Channel HD and/or SD Operation
- Bridges Line 21 closed captions to HD VANC
- Bridges HD closed captions to Line 21
- Live HD captioning with Newfor interface

PANORAMA^{dv}
THE VIDEO DIVISION OF WOHLER TECHNOLOGIES

Discover Your Solutions at www.wohler.com

U.S.A. +1 888 5 WOHLER (Toll Free) +1 510 870 0810 U.K. +44 (0) 1234 320006 sales@wohler.com

Wohler

www.wohler.com

Transforming the maelstrom of lightning fast changes and unforeseen events into quality live programming requires quick intercommunication and complete control. The new Eclipse V-Series panels give production professionals the ultimate in features for maximum control of their communication. Individual mix level controls let users adjust personal audio levels for varying workflows. Digital Signal Processing (DSP) and Supervisor Functionality maintain centralized control of any remote panel. Source and destination are more distinct and easily identified through 10-character graphic displays and multiple language support. When everything's happening at once, digital memory can replay the last 10 seconds of any message.

But if that weren't enough, panels now have color-lit LEDs, making controls easy to see in darkened rooms. With its bold new contemporary design and ultimate functionality, the V-Series puts total control at your fingertips. Clear-Com is raising performance.

ECLIPSE V-SERIES PANELS. TAKE CONTROL AND LOOK GOOD.





M A T R I X

www.clearcom.com

© 2007, Vitec Group Communications, LLC. All rights reserved.
® Clear-Com is a registered trademark of The Vitec Group plc.

 **Clear-Com**
RAISING PERFORMANCE

Entry No.	Face Thumbnail	Segment Start	Segment End	Segment duration	Audio Offset			
0		09:25:05	09:25:15	10	0.5 frame (16.5msec) late			
			09:25:17	12	0.3 frame (9.9msec) late			
			09:25:19	14	0.1 frame (3.3msec) late			
			09:25:21	16	0.1 frame (3.3msec) late			
			09:25:23	18	0.1 frame (3.3msec) early			
			09:25:25	20	0.3 frame (9.9msec) early			
			09:25:27	22	0.3 frame (9.9msec) early			
			09:25:29	24	0.4 frame (13.2msec) early			
			09:25:31	26	0.5 frame (16.5msec) early			
			09:25:33	28	0.5 frame (16.5msec) early			
			09:25:35	30	0.5 frame (16.5msec) early			
			09:25:37	32	0.6 frame (19.8msec) early			
			09:25:39	34	0.6 frame (19.8msec) early			
			09:25:41	36	0.6 frame (19.8msec) early			
			1		09:25:43	09:25:53	10	0.5 frame (16.5msec) early
						09:25:55	12	0.5 frame (16.5msec) early
						09:25:57	14	0.5 frame (16.5msec) early
09:25:59	16	0.4 frame (13.2msec) early						
09:26:01	18	0.3 frame (9.9msec) early						
09:26:03	20	0.3 frame (9.9msec) early						
09:26:05	22	0.3 frame (9.9msec) early						
09:26:07	24	0.2 frame (6.6msec) early						
09:26:09	26	0.3 frame (9.9msec) early						
09:26:11	28	0.4 frame (13.2msec) early						
09:26:13	30	0.4 frame (13.2msec) early						
09:26:15	32	0.4 frame (13.2msec) early						
09:26:17	34	0.4 frame (13.2msec) early						
09:26:19	36	0.1 frame (3.3msec) early						
09:26:21	38	0.3 frame (9.9msec) late						
09:26:23	40	0.3 frame (9.9msec) late						
09:26:25	42	0.3 frame (9.9msec) late						
09:26:27	44	0.3 frame (9.9msec) late						
09:26:29	46	0.1 frame (3.3msec) early						

Pixel Instrument's LipTracker compares selected sounds in the audio with the mouth shapes that create them in the video. When the event logging is enabled, the audio offset measurements are written to an HTML file.

automate parts of a facility's monitoring needs. Fully automatic systems have replaced those from the 80s. Manufacturers now build systems that monitor signals and send alarms when signals are out of a tolerance window.

Such automated monitoring is also done by companies not normally thought of as test and measurement specialists. These manufacturers

build monitoring systems that can be embedded in a facility. This powerful technique allows remote full-time sampling of common parameters, such as audio and video levels. It also enables comprehensive alarms for conditions that might be detrimental to operations, such as signal presence and freeze detection. When aggregated in a system using SNMP monitoring


or proprietary user interfaces, entire networks of widely dispersed facilities can be monitored from a central site. For example, a cable network might monitor its reception by headend facilities where advertising revenue is particularly important. Broadcasters can build complex centralized monitoring for stations centrally programmed, or just keep track of the quality of their stations' transmitted signal.

Often, these remote monitoring systems are combined with displays that are integral to multiplexed monitor walls. If a facility control system is integrated with monitoring and display, a holistic and powerful combination is formed. Alarms can trigger actions that might correct for problems sensed. For example, a frame synchronizer that has failed can automatically be replaced by a spare. Used in a thoughtfully constructed system, these remote monitoring capabilities extend the reach of operators and maintenance personnel.

Portable instruments are particularly valuable when building facilities and working on remote location productions. Some portable monitors come with generators included for SD and HD signals.

Continued on page 63

Grow your business without getting in over your head.



VCI Automation

VCI Automation provides an economical solution that increases your ROI and reduces the total cost of ownership. To learn how you can increase your ROI, schedule a briefing - you owe it to yourself.

Email xesales@vcisolutions.com or visit www.vcisolutions.com/autoxe.html



sales, traffic, and automation solutions • www.vcisolutions.com • 512.837.3737



Moving pictures and sound around,
perfectly.

Analog FADES to BLACK
February 17, 2009

Who will survive?
Who will thrive?

Tick Tock, Tick Tock...





Fade to Black The analog to digital

Five players from across the broadcast industry are battling it out – trying to beat the FCC deadline for conversion from analog to digital delivery. Watch as they maneuver their way around the obstacles and try to improve their positions in a fiercely competitive field.

*What will they do next?
Who can they trust?*



George

*Director of Engineering,
15-station TV group*

With an ambitious vision gleaming in his head, George convinced corporate management to invest enough capital to “do it right.” Will he go power mad, or stay focused on his goals?

George's plan:

- Consolidate operations into 5 regional facilities
- Go all HD, up-converting SD sources to HD, and down-converting HD master control feed to SD as needed
- Engineer for maximum resiliency and redundancy
- Allow for future growth

What NVISION built for George:

- Independent, expandable master control for each station
- Shelf spares ensure fast recovery from any malfunction
- Redundancy options protect all signal paths and provide full router control even if a system controller fails.
- Router expands up to 256x256 with modules, or 512x512 with a second frame.

See the whole package at
www.nvision.tv/george



Doris

*General Manager, two public TV
stations in middle America*

She's a 20-year broadcast pro, but no engineer. Now she has to design and spec the right system to convert to digital, yet leverage her legacy in analog. Can she do it on a “charitable” budget?

Doris's plan:

- Replace 15 year-old analog routing system with digital
- Originate one HD program stream in prime time
- Originate four SD streams in daytime
- Unique branding and independent programming for each station

What NVISION built for Doris:

- A cost-effective master control system supporting 2 HD channels and 8 SD channels
- A cost-effective all digital routing system comprised of a 32x16 HD router and a 32x32 SD routing system
- Single cost-effective router control system for both routers

See the whole package at
www.nvision.tv/doris

**NVISION will show you
how to win the game.**

Why settle for survival? We can show you how to use the conversion to digital and HD as an opportunity to achieve your goals and improve your competitive position in your market. It's easier and more affordable than you ever imagined with NVISION technology and expertise.

#1 authority in analog to digital conversion

#1 in HD technology

#1 in future-proofing your investments with scaleable designs

al game is on!

Moving pictures and sound around,
perfectly.



Dave

Operations and Engineering Manager, independent station, top-50 market

A hands-on workaholic who loves television, Dave has to juggle analog and digital, SD and HD as he converts in small steps. Will "playing it safe" be dangerous for Dave?

Dave's plan:

- Manage substantial syndicated programming in SD while slowly transitioning to HD
- Convert analog signals to digital so he can hang onto some old analog equipment
- Redundancy and reliability are top priorities

What NVISION built for Dave:

- Router accommodates SD and HD sources in one frame
- Future expansion without a "forklift event" by adding second frame
- HD and SD master control in one frame with room to grow
- Compact router for inexpensive routing of analog signals, plus machine control

See the whole package at
www.nvision.tv/dave

Bill

Chief Engineer, independently owned station, small market

Doubles as an engineer for AM/FM radio station. Bill expects to go digital and HD on a micro-budget, and without much muss or fuss. Who can he count on to deliver?

Bill's plan:

- Replace a 20 year-old master control switcher
- Switch and brand both HD and SD channels fed from network
- Allow for a future SD channel
- Route a mix of digital and analog inputs/outputs

What NVISION built for Bill:

- Two channels of basic master control plus 96x64 multi-format routing in a single space-saving 8RU frame
- Pure digital system with analog I/O capabilities
- Ability to add a second channel of SD MC by plugging in one module

See the whole package at
www.nvision.tv/bill

JW

VP of Engineering, major TV network

He led the network's move to digital and HD. Now his 20 stations must convert to HD, but their needs are so diverse they can't agree on suppliers. JW isn't happy.

JW's plan:

- Find a supplier with scaleable products capable of supporting all 20 stations
- High reliability and redundancy are mandatory
- Supplier must listen, respond and "take care of JW's needs"

What NVISION built for JW:

- Customized equipment packages based on size of station
- Redundancy built into routing and master control
- Highly reliable, scaleable products with room to grow
- Superior customer service and technical support

See the whole package at
www.nvision.tv/jw

F2 *Get in the game!*

NVISION[®]

Moving pictures and sound around,
perfectly.

NVISION leads the way in analog to digital conversion.

With its innovative technology and deep expertise in both digital and HD, NVISION knows how to create a superior and cost-effective configuration for your facility.

Large-Scale, Mid-Size and Multi-Format Routers



- Future proofed: 3Gig for 1080p, hot-swappable modules, field reconfiguration
- 3Gig, HD, SD, analog video, analog audio, AES, time code, SRC & data
- Seamless integration with NVISION router control
- 3rd party protocol support

Router Control



- Flexible, scalable architecture
- Highly configurable control panels
- Platform independent GUI control panels
- Numerous third-party interfaces
- Redundancy in 4RU

Compact Routers



- NVISION quality & performance
- Scalable: mix & match with all NVISION routers & control systems
- 3rd party interfaces
- 3Gig, HD, SD, AES (sync & async), AA, AV, PR
- Future-proofed: 3Gig for 1080p

Master Control



- HD & SD operation
- Cost-effective platform for master control, branding, & routing
- 4 different control surfaces
- 5 different channel processors
- Interfaces to all major automation systems
- Future proofed: scalable, highly configurable system

SYNAPSE Modular Signal Processing



- +120 modular functions
- 3 Gig, HD, SD, audio, video, analog, & enhanced fiber connectivity
- Embed, de-embed, up/down/cross conversion, monitoring, & low latency
- Dolby/Dolby E encoding, decoding
- SNMP software capabilities
- SD and all HD disciplines in same frame.

***To learn what
NVISION can do
for you, and get a
FREE
White Paper***

***“Not all DTV
is the same -
How to get ready
for the
analog-to-digital
transition”***

***go to
www.nvision.tv***

NVISION

125 Crown Point Court
Grass Valley, CA 95945
1-800-860-HDTV (4388)



Continued from page 58



Pixelmetrix's DVStation uses a single-ended architecture. The system can monitor thousands of parameters within hundreds of digital television signals in real time.

Increasingly, it is important to have optical test equipment in a facilities when long links between devices are installed on fiber. Power level, signal presence and optical time domain reflectometer (OTDR) capabilities are important. Some devices can detect a signal in a fiber without opening it or disturbing the signal being passed. Test instruments like power meters, when coupled with a calibrated

source, can permit accurate testing of optical quality for installed cabling.

Audio testing

Audio levels and phase are common tests. With the introduction of multichannel sound in DTV, it is important to know the levels of the signal as well as what aural image it represents. Many manufacturers of video test equipment have also included

audio test options for embedded and discrete audio signals (analog and digital). In addition to the usual cast of TV test equipment manufacturers, many audio console manufacturers have designed audio-only monitors that show phase and level for two- to eight-channel monitoring.

Subjective loudness can be monitored and compared to the dialnorm value contained in the metadata of a Dolby E encoded stream. There are also handheld, portable devices available that test AES, and Dolby AC3 and Dolby E compressed streams carried on AES paths.

A serious issue for all broadcasters is lip sync. Until recently, there were few methods of testing for lip sync, though methods for correcting it were easily available. Now several methodologies exist, both in-service and out-of-service. Out-of-service systems and back-haul links can be qualified for A/V delay

A serious issue for all broadcasters is lip sync. Until recently, there were few methods of testing for lip sync.

Curious?

Please visit our website: www.riedel.net

RIEDEL
The Communications People



ARTIST

How to operate Artist 1000 intercom panels?

- Step 1: Read user names clearly on the 8 character LED display.
- Step 2: To talk just push the display – it's so intuitive.

- Step 3: Adjust the listen volume of each cross-point with individual rotary encoders.
- Enjoy the clear user interface and the Digital Audio Quality of Riedel's Artist Digital Intercom.

Riedel Communications Inc. • 200 Clearbrook Road • Elmsford, NY 10523 • USA • Phone +1 914 592 0220 • www.riedel.net

to less than one frame of video. Other systems work in-service by comparing audio with the faces of people on-camera and using a sophisticated algorithm that figures out A/V delay.

Compressed bit stream analysis

It no longer suffices to test baseband quality because compression systems introduce nonlinear distortions that can be quite disturbing to viewers. As a result, two important classes of test instruments are aimed at verifying the quality of the bit stream delivered over DTV, or any compressed link or system. The most prevalent is bit stream verification and compliance testing. Systems analyze the syntax in the MPEG-2 transport stream and display statistics about the content of the stream, including syntax errors that can lead to problems in the decoder or home receiver.

Beyond the syntax, however, there are

issues related to the quality of the content itself. Subject viewing is not always a good way to qualify a link because if the content stresses the system only occasionally, it may be difficult to catch errors that won't be accepted by the home environment. Fortunately, several manufacturers offer products that correlate double-blind studies of video artifacts and their impact on viewer perception of quality to numeric scores used as a measurement of picture impairments. Devices that test in an open loop, or in-service, can monitor quality on a daily basis. Systems that test in a closed loop, or out-of-service, may be better suited to evaluate equipment under consideration for purchase, or in design laboratories.

Conclusion

Test and measurement equipment is moving toward more sophisticated analysis of trends and hands-off mon-

itoring. As systems move inexorably toward less baseband and more compressed content, it will be important for most facilities to invest in tools that can both monitor quality and ad-

T&M equipment is moving toward more sophisticated analysis of trends.

herence to standards for compression systems and transmission equipment. Beauty is in the eye of the beholder, and with compressed video, that is only a statistically significant viewer, not an objective measuring device like waveform monitors of old. **BE**

John Luff is a broadcast technology consultant.



“the only thing you need for ENG . . .”

HD
INSIDE

- HD / SD Encoding
- SDI, SDI-HD, ASI, & Analog Inputs
- “Edge Access” Remote Network Control
- High Capacity SCM Transport
- Compatible with current MRC RF ODUs



www.mrcbroadcast.com

MICROWAVE RADIO
COMMUNICATIONS

The Switcher Redefined

Control Room


Switcher



Multi-View



CG



Clip Store



VS

Slate 1000 Switcher from Broadcast Pix



Switcher

- Mix 8 cameras (12 opt.), with clips & graphics
- Mix SDI & analog; and upgradeable to HD
- Mix 16:9 & 4:3 without stretching content
- 3 keys (6 optional), each with a DVE box
- Extend control to cameras & audio mixers

Multi-View

- Add a Plasma or two for 20 moving windows: sources, keys, preview & program.
- See libraries, file names, clip counters, clocks

CG

- Inscribe TitleMotion Pro CG creates stunning titles, crawls & animations
- Still Stores: photos, jpg, tga, png, gif...

Clip Store

- Holds 10 to 40 hours with key & audio
- Uncompressed & QuickTime clips
- Make animations from a sequence
- Auto-start when taken to air

\$70,000
3 Operators

\$20,500*
Solo or Team

Slate is an entire Control Room

Live TV production used to mean assembling an expensive control room and hiring a team to run it.

Now Slate switchers from Broadcast Pix have an entire control room built-in. Now it's easy to create a high-end production, even working solo.

Make better live television. Save money and staff. Save time. The Slate 100 switcher is just \$10,995.*

Join leading broadcasters, webcasters, production houses, stadiums, trucks, schools, churches and towns in 500 installations in 40 countries. It's the new way to switch.



Broadcast Pix


www.broadcastpix.com

*Monitor(s) not included. Patents pending. Made in USA
©Sept 2007 Broadcast Pix, Slate and The Switcher Redefined are trademarks of Broadcast Pix Inc.

ATSC

bit stream verification

BY RALPH BACHOFEN
AND RICH CHERNOCK



When viewers encounter such difficulties as audio lip sync, blocking or black screens, they turn to another channel. Therefore, it is imperative that television engineers find and fix network encoding and

transmission problems before their viewers become aware of them.

Many broadcast stations use set-top boxes (STBs) and video monitors to confirm that they are correctly on-air. With an analog signal, this might have been suffi-

cient. Digital broadcasting, however, introduces another element to the monitoring equation — software.

Every digital STB has software running on it. Depending on the implementation of the software in a specific STB, the receiver may react differently to a specific noncompliance in the bit stream. Problems that affect users of one type of STB may not be visible to users of another STB brand, or even a later model from the same manufacturer.

For example, one common error found in bit streams is a conflict between Program Specific Information (PSI) and Program and System Information Protocol (PSIP). Some STBs can intelligently differentiate between correct and incorrect information and still operate properly. Viewers using these STBs enjoy uninterrupted service. Other STBs may become confused, fail



to display video, or even refuse to tune to the correct channels.

If a content provider is using one of these STBs to monitor its network, the engineers in the media center or control room are essentially blindfolded. They may never see problems in the delivered stream.

ATSC created a recommended practice (A/78) to address this problem. Although ATSC standards strictly define the contents and characteristics of the DTV emission transport stream, there are several interactions and interrelationships among components that can create momentary noncompliances. Successful tuning and display of programs can be ensured if the transport stream adheres to the applicable specifications.

Unfortunately, due to the complexity of an ATSC stream, there may be times when minor noncompliances are inevitable. Another difficulty driven by

the complexity revolves around the severity of an error. Some errors, while violations of the standards, do not produce a perceived quality issue for the viewer. When minor errors trigger alarms, they can produce operator fatigue. When red lights frequently flash for inconsequential problems, important alarms often go ignored.

In the development of A/78, this problem was recognized, and addressing it became part of the design. Error types are now classified by severity, ranging from unwatchable to invisible. This kind of distinction allows manufacturers of monitoring devices to use filtering techniques, which show the broadcaster only those problems that matter and hide (while still logging) those that don't.

Figure 1 shows a single reference analysis point for proper signal verification in an idealized system. However, several additional monitoring

points should be considered.

A/78 identifies transport stream issues by type, which helps operators better identify the potential root cause of the problem. Here are some of the key error types to monitor:

- *PSI errors.* An ATSC conformant transport stream is also required to be MPEG-2 conformant. Therefore, an ATSC transport stream must include the two mandatory PSI tables: the Program Association Table (PAT) and the Program Map Table (PMT).

- *PSIP errors.* The PSIP is the glue that holds the DTV signal together. The purpose of PSIP is to describe data at the system and event levels, and to define an abstract collection of programs (a virtual channel). Problems with PSIP can cause viewing or EPG difficulties.

- *Timing model and buffering errors.* Timing is the key to the MPEG-2 encoding and decoding processes. The



Let Your Media Sing

Your audience is waiting. You are expected to invest millions of dollars and deliver a flawless digital workflow solution. Now you must decide on the core of your operation — your content storage management system.

No pressure. Just order a command performance of DIVArchive 6.0, our newest release.

Built on software proven in more than 160 installations worldwide, DIVArchive 6.0 offers more functionality and interoperability than ever before. Choose the global team at Front Porch Digital. We will make your media sing, and ensure that you receive rave reviews.

www.fpdigital.com



FRONT PORCH DIGITAL

Command Performance

You want it all?



No problem.

Meet the FS1—a 1RU Universal HD/SD Audio/Video Frame Synchronizer and Converter.

It's a multiformat world, and the new FS1 brings it all together...at a breakthrough price.

Turn SD into HD, HD into SD, or HD 1080 into 720 (and vice versa), with FS1's hardware-based 10-bit up/down/cross-conversion.

Embed and disembed audio.

Mate analog and digital. Video. Audio. HD captioning. Whatever.

FS1 not only interfaces to all of your equipment, but also with your facility via its LAN-based web-server and SNMP monitoring. Push a button, or talk to it from across the web.

Put FS1 in the middle of your facility, and see how it makes nice with your gear, your multiformat needs, your engineers...and your budget.



FS1 rear panel

Check out our website, or give us a call to find an Authorized AJA Converter Dealer near you.

www.aja.com
800.251.4224

AJA
VIDEO SYSTEMS

FEATURE

ATSC BIT STREAM VERIFICATION

MPEG-2 standard defines a model for the system timing, adherence to which allows independent design of encoders and decoders that can interoperate. An MPEG-2 decoder's 27MHz reference clock needs to be synchronized with the equipment that is creating the encoded stream.

- *Consistency errors.* Before a receiver can decode a transport stream, it must identify the relationship between components in the stream. Some components contain audio and video (elementary streams), and other components contain information describing the relationship between them (metadata). The receiver uses metadata to identify each component, determine its function and select an appropriate set of components when the user selects a virtual channel for decoding. Conflicts within the metadata are called consistency errors. Consistency errors can result in broken decoding,

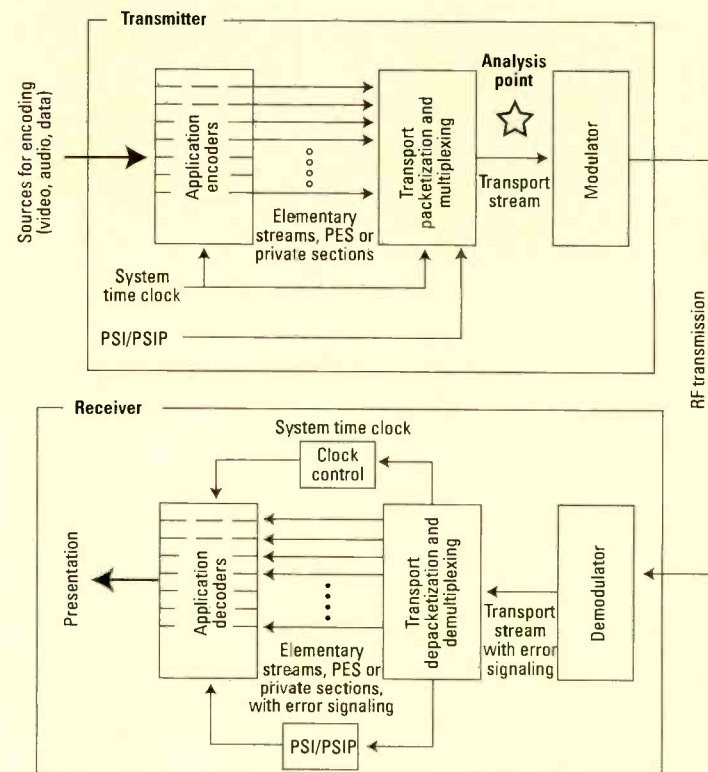


Figure 1. Reference analysis point in the DTV system from ATSC A/78A

How does a dual 10.4" HD monitor fit into 4RU

(Answer: it is not a magic trick, it is just superior engineering)



See us at
Government
Video Expo
booth #731

V-R1042P-TE4U
Price: \$3999

Now you can build compact high resolution video walls using a new addition to our TE (Truck Edition) line of monitors. V-R1042P-TE4U features 10.4" 1024 x RGB x 768 high resolution LCD screen with brightness of 300 nits and contrast ratio 700:1. It has HDSI/SDI multi-rate input with reclocked loop through, 4:3 / 16:9 ratio switch, image shading for 16:9/4:3 simultaneous production plus controls for Color, Brightness and Contrast adjustments - all in a unique housing, which fits in only 4RU

Marshall Electronics Tel.: 800-800-6608 / Fax: 310-333-0688 **LCDracks.com**

Now both of you can sleep at night.



Tired of all the calls in the middle of the night? Florical's AirBoss is the most reliable television automation system in the business. With Florical you can truly have a "lights out" operation.

352.372.8326

www.florical.com



FLORICAL
SYSTEMS™

missing system components (such as closed captioning) and missing program guide information.

- *General errors.* These errors cover a variety of problems and are typically transport-related.

Each error type is provided with a defined error severity:

- *Transport Stream Off Air (TOA).* The station is effectively off-air as the transport stream errors are severe enough that transport-level logical constructs are damaged beyond utility. Receivers cannot tune and decode anything within the broadcast. The complete or repeated absence of sync bytes is an example of this level of error.

- *Program Off Air (POA).* A main service (virtual channel) is flawed to the point that the service is effectively off-air for conformant/reasonable receiver designs. This could involve improperly constructed program elements or incorrect/missing signaling about el-

ements. The absence of an entry in the virtual channel table (VCT) for a service is an example of this type of error.

- *Component Missing (CM).* One of the program components that is signaled by PSIP or the PMT as being present is either not there or cannot be found and decoded. One example is a mismatch between the video packet ID (PID) signaled in the service location descriptor (SLD) and the actual PID used for the video elementary stream.

- *Quality of Service (QOS).* Parameters are out of specification by such a margin that a significant fraction of the receivers can be expected to produce flawed outputs. In many cases, the broadcast is viewable, but may exhibit some form of degradation to the viewer. An example is the master guide table (MGT) cycle time being somewhat larger than the specification, which causes slower than normal channel-change tuning.

- *Technically Non-Conformant (TNC).*

Violates the letter of the standard, but in practice will have little effect on the viewing experience. Errors of this type should be corrected, but do not have the urgency of higher severity errors. An example is a single instance of a 152ms MGT cycle time (with the remainder of the MGTs coming at less than 150ms intervals).

By using monitoring devices that adhere to ATSC A/78, a broadcaster can quickly be informed of any problems that will impact video quality. When there are multiple issues, this kind of top-down monitoring will help the engineer resolve the most important issues first. In this way, a broadcaster can proactively ensure that his transmission will provide a quality viewing experience. **DE**

Ralph Bachofen is director of project management and marketing, and Rich Chernock is director of technology for Triveni Digital.

CANARE



HFO CAMERA CABLE

- SMPTE 304M & 311M COMPATIBLE
- STAINLESS STEEL TIP
- COLOR RINGS FOR EASY I.D.
- REMOVABLE ALIGNMENT SLEEVE AND INSULATOR FOR EASY OPTICAL MAINTENANCE



HFO SPLICE BOX

- PROTECT FUSION SPLICE CONNECTIONS
- ENABLES EASY CHANGE OF HFO RECEPTACLE CABLE
- WALL OR SHELF MOUNTING
- TENSION MEMBER INSULATED FROM CHASSIS
- DESIGNED FOR USE WITH SMPTE COMPLIANT HYBRID OPTIC CAMERA CABLE



MODULAR HFO CAMERA CONNECTOR PANEL (3RU)

- SUPPORT 5-DIRECTIONAL WIRING: LEFT, RIGHT, TOP, BOTTOM AND BENEATH
- CONNECTION UNIT CAN BE DETACHED FROM MAIN UNIT FOR COMFORTABLE WORKABILITY
- ACCOMMODATES MALE & FEMALE HFO RECEPTACLES WITH BUILT IN SPLICE BOX AND TENSION MEMBER SUPPORT
- NO NEED FOR SPECIAL INSULATION WORK ON TENSION MEMBER

45 COMMERCE WAY, TOTOWA, NJ 07512 • PHONE: 973.837.0070
 FAX: 973.837.0080 • WWW.CANARE.COM

360 SYSTEMS INTRODUCES

MAXX

Program Sources



SDI & COMPOSITE

REMOTE WORKSTATIONS

Ingest



Trim



Playlisting



Non-Linear Editor



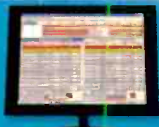
Network Storage



GIGABIT ETHERNET



3 VDCP CONTROL CHANNELS



Automation

12 AUDIO CHANNELS



3 SDI & COMPOSITE OUTPUTS



LARGE SCALE SERVER. SMALL SCALE PRICE.

- ◆ 700 HOUR STORAGE
- ◆ RAID-6 RELIABILITY
- ◆ REDUNDANT POWER
- ◆ REDUNDANT COOLING
- ◆ MPEG & DV CODECS
- ◆ TARGA GRAPHICS
- ◆ AES/EBU AUDIO
- ◆ +4 ANALOG AUDIO
- ◆ EMBEDDED AUDIO
- ◆ SDI & COMPOSITE
- ◆ FAST ETHERNET XFERS
- ◆ REMOTE WORKSTATIONS

Three years ago, 360 Systems started a trend with our affordable Image Server 2000. Now we're continuing that good idea with MAXX 6T, today's most affordable large server. It delivers over 700 hours of internal storage,* protected by an advanced RAID-6 drive array that'll keep you on air, even if you should lose two drives. MAXX 6T even has total redundancy on power and cooling.

Take a closer look, and you'll find a full complement of features to enhance workflow and content quality. Like Remote Workstation software that lets you create separate work areas for ingest, trimming, playlisting or review – anywhere you need them. New network transfer tools that move content fast between NLEs, external

storage and other servers. And MAXX imports and exports more forms of video than ever before.

Whether you're running a national network, mid-market station or a cable access channel, the new MAXX 6T delivers the expanded storage you need, with the quality and reliability you expect from 360 Systems. Stop by our web site for the complete story on 360 Systems' new 6-Terabyte MAXX.



www.360Systems.com
Tel: 818-991-0360

E-mail: MAXX@360systems.com

*at 12 Mb/sec.

Delivering broadcast content via SFN

BY BRETT JENKINS



ION Media Networks used a field test van to collect measurements from 32 test locations during an SFN trial in New York City.


Over the past several months, ION Media Networks and several partners have been testing technology to enable the use of a single-frequency network (SFN) to improve broadcast coverage in New York City. After 9/11 and the destruction of the broadcast location used by most stations atop the World Trade Center, there was a great need for coverage improvement.

Since that time, ION and many other broadcasters have been using a transmitter location from the Empire State Building. However, having so many broadcasters crowded onto one tower has made it virtually impossible to replicate the coverage once provided by facilities at the World Trade Center. There is insufficient space on the tower for appropriate antennas to accommodate all the transmitters. An alternative is desperately needed.

The alternative

ION and its partners performed testing during the summer and fall of 2007. The testing involved sites provided by Richland Towers and used technology that has been proposed to the Advanced Television Systems Committee (ATSC) by Samsung and Rohde & Schwarz. This system was shown at NAB2007 as part of the Samsung and Rohde & Schwarz A-VSB demonstration. However, ION wanted

One Sure Way To HD



Grab a proven, reliable BrightEye 91 HD Upconverter for your broadcast, sports or mobile needs today. 12 and 16 bit processing ensures gorgeous video. Audio processing, HDMI, USB and more make this amazing unit a sure fit for your application.

Just call if you'd like to see a demo.

ENSEMBLE
DESIGNS

PO Box 993 • Grass Valley CA 95945 USA
Tel +1 530.478.1830 www.ensembledesigns.com



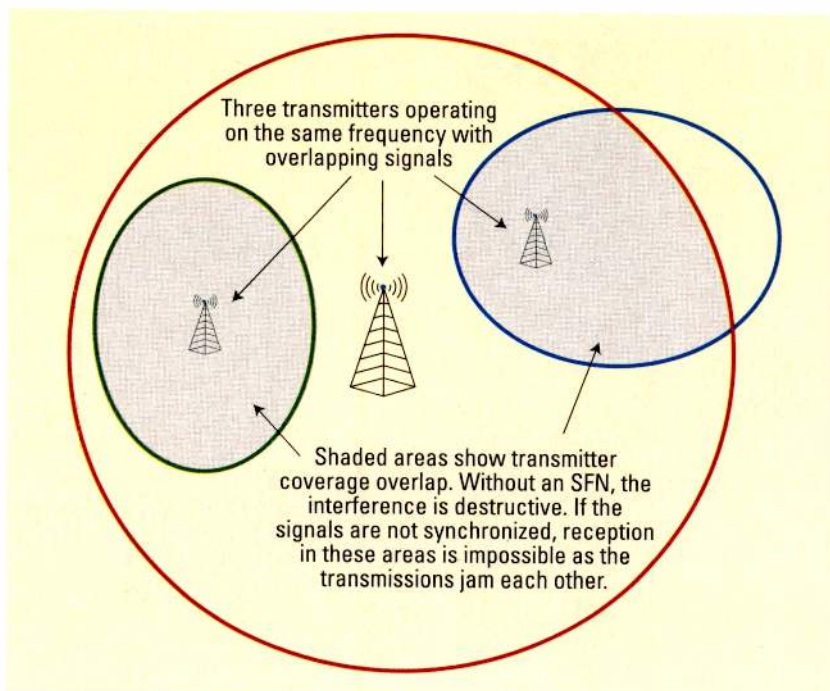


Figure 1. Illustration of an SFN with multiple transmitters

to see how the technology would stand up in a difficult reception environment like New York City. It also wanted to investigate whether an SFN system in New York could be a long-term alternative to other solutions such as the Freedom Tower project.

First, the basics

So what is a single-frequency network? In a nutshell, an SFN is a broadcast system that allows for the operation of multiple transmitters on the same frequency. (See Figure 1.) These transmitters are controlled by not interfering with each other, even though they occupy the same spectrum. To understand how the technology works, you have to know a little bit about the way the DTV standard was originally designed.

The ATSC standard was not originally meant to be used in SFN mode. In fact, one of the properties of an ATSC exciter is that its output appears to be somewhat like random noise regardless of the input data stream. This is done purposefully. If there is a potential for interference, uncorrelated noise can be much less damaging than correlated signals or

periodic signals. Given this property of the ATSC signal, if two transmitters are using the same frequency in the same location, they will jam each other, even if they are presented the exact same, perfectly synchronized input. Somehow the exciter outputs must be synchronized together so

Synchronization is the first step in setting up an SFN. The system for the New York City testing used a device called a VFIP inserter.

that they emit the output signal at the same time. The ATSC system adds a framing structure to the data being transmitted. In normal ATSC exciters, this framing structure is not linked to any particular point in time. So an exciter is free running, and it begins the frame and all of its internal randomizing and coding processes at a non-deterministic point in time.

In order to overcome these properties of the ATSC transmission system, exciters in an SFN system must be controlled so that they each treat the input stream in the exact same way. If this is done properly, the transmitters will no

longer behave as jammers. Instead, the multiple signals received at a particular location will look like echoes of the same transmitter. In most receive locations, the equalizer in the receiver can cancel the echoes, and the signal can be decoded normally.

Synchronization is key

Synchronization is the first step in setting up an SFN. The system for the New York City testing used a device called a VSB Frame Initialization Packet (VFIP) inserter. The VFIP inserter takes a transport stream input and inserts a special packet into the stream. The packet signals when the downstream exciters should start their framing sequence. All the exciters in each transmitter in the network receive the VFIP and are then synchronized to begin framing the data at the same point in time.

Then there is one more job to do, and the VFIP takes care of this too. The ATSC exciter has a trellis coder as part of its processing. The trellis coder normally starts in an initial condition that may not be deterministic. In an SFN, the trellis states of all the exciters in the network need to be set the same way. So the VFIP contains a spe-

cial byte pattern. When the pattern is sent through the exciter, it forces the trellis coder to be set to a known state regardless of its initial condition. In summary, the VFIP is able to signal the exciter so that all the relevant processes are synchronized to a known point in time.

Testing the SFN in New York City

Now that we know how to accomplish synchronizing ATSC exciters for SFN operation, we can look at the practical setup of the SFN testing in New York City. (See Figure 2 on page 78.)

NEED MODULAR INTERFACING?

HD/SD Standards Converters

VALID8 Ident & Lipsync

SD to HD Up Converters

HD Cross Converters

HD to SD Down Converters

SD Aspect Ratio Converters

HD/SD Frame Synchronisers

HD/SD Audio Multiplexers

HD/SD Audio Demultiplexers

NTSC & Component ADCs

NTSC & Component DACs

Monitoring DACs

SD WSS / VI Inserter/Reader

AES Advanced Audio Processor

Dolby E/Dolby Digital Decoder

Analogue Audio Processor

AES & Analogue Audio Delays

Distribution Amplifiers

Electronic & Relay CO Switches

HD & SD Fibre TX & RX

Analogue Video

+ Audio Fibre TX & RX

GPI & RS232/

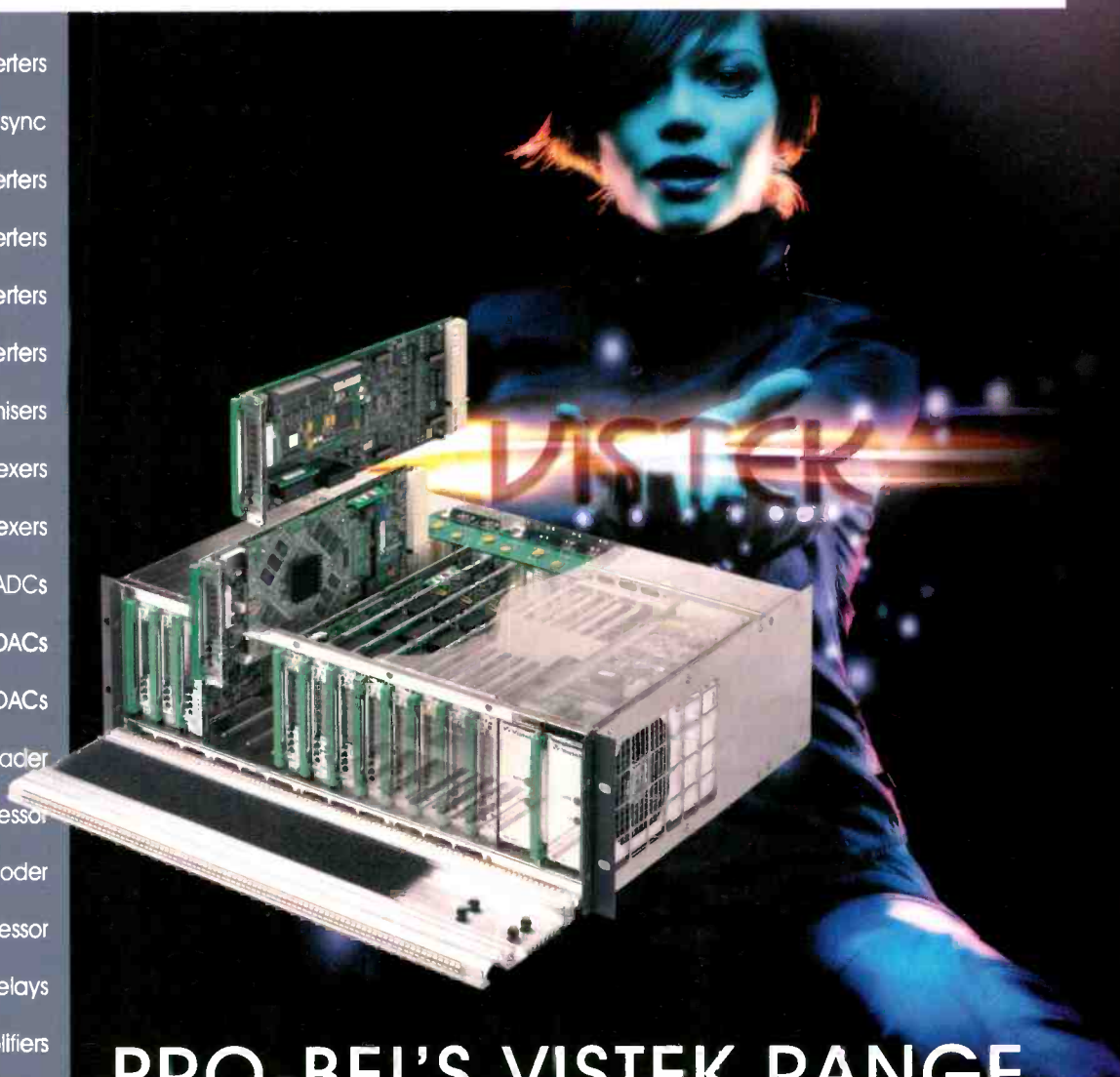
422 Fibre Transceiver

Ethernet Transceivers

Optical WDM & CWDM

Optical Couplers/Distribution

Directional Splitters/Circulators



PRO-BEL'S VISTEK RANGE HAS IT ALL

An extensive and highly advanced modular family including Cifer - the outstanding motion compensated standards converter and VALID8 the most widely adopted lip sync technology in the industry. All backed by Pro-Bel's excellent services, impressive 10 year warranty and of course our Industry-leading control & monitoring solutions.

To find out more visit www.pro-bel.com

Engineering The Broadcast Future

Automation Media Management Master Control Routing
Router Control Control/Monitoring Modular Infrastructure

FEATURE

DELIVERING BROADCAST CONTENT VIA SFN

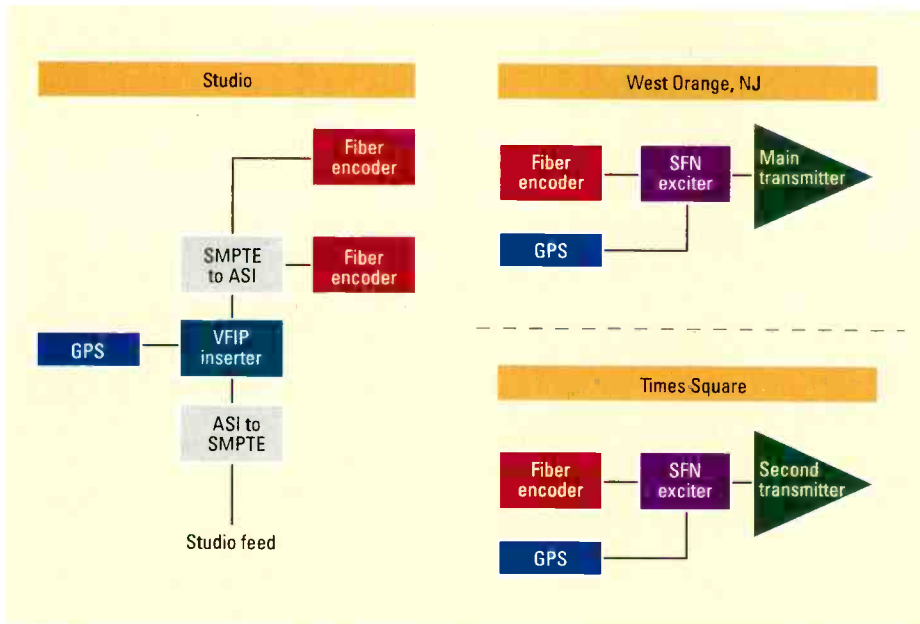


Figure 2. A block diagram of the test setup in New York City

Two transmitters were used for the tests. The main transmitter was located in West Orange, NJ, and a secondary transmitter was located in Manhat-


tan at Four Times Square. The main transmitter already provides coverage to most of the market. The secondary transmitter's job was to improve the

coverage in Manhattan and parts of Long Island where the New York City skyline was acting as a shield to the main signal.

Measurements were taken at 32 test locations throughout the New York City market area, including locations in the Bronx, Brooklyn, Long Island, Manhattan, Queens, Staten Island and northeastern New Jersey. At each test location, field strength, signal quality, ability to receive a picture and various other measured parameters for the SFN were taken. There was a noticeable improvement in the areas to the east of Manhattan (including Long Island and Queens) with the secondary transmitter on, compared with measurements taken only from the West Orange main transmitter signal. In areas where the West Orange signal was dominant, there was no negative impact caused by the Four Times Square transmitter at any of the tested locations.


>>>> Fiber Optic Communication for Professional Video, Audio and Data Applications

Build Your Own **Optiva™** Communication System at www.opticomm.com



- ▶ Video, Audio and Data Protocol Selection
- ▶ Uncompromised Transmission Quality
- ▶ Daisy-Chain Capability
- ▶ Configuration Flexibility
- ▶ Power and Optical Redundancy
- ▶ SNMP Network Management

High-Speed Switching with the **Optilinx™ OLX Series** of Optical Switches



- ▶ 144-Port (4RU) Standard Version; 288-Port (8RU) Expanded Version also available
- ▶ Full Duplex Switching Capacity up to 4.25 Gb/s per port
- ▶ Supports Hot-Pluggable SFP Optical Transceivers on all Port Cards
- ▶ Supports Point-to-Point, Multiple Loops (Auto-Loop) and Multicast Topologies Simultaneously
- ▶ Remote Monitoring and Switching Using Opticomm's LinxView™ Management Software

Opticomm, an Emcore company
6827 Nancy Ridge Drive
San Diego, CA 92121
Ph 800.867.8426 | Fax 858.450.0155
info@opticomm.com | www.opticomm.com

an emcore company
opticomm
travel by light®

Interference

Even with the SFN synchronization, there are areas where interference is predicted. This is due to the fact that in some cases, the relative strengths and time spacing of multiple signals received might be out of the range of the equalizer in the receiver.

Care is taken in the design of the SFN to minimize those areas by controlling various antenna parameters

The SFN might offer an attractive alternative to a single transmitter site.

and adjusting the fixed delay between various transmitters. In our test network, those interference areas were designed to be mostly in areas over water. However, there were some important areas where interference was predict-



Inside the field test van, ION was able to measure each test location's signal quality and the ability to receive a picture.

ed, notably in northeastern New Jersey and Staten Island. Yet, our field measurements showed better than expected results at the tested sites with the secondary transmitter on. Some sites in the areas to the north of Manhattan, including the Bronx, showed coverage challenges for the SFN. As part of our continued testing, another site is being investigated for this area.

Conclusion

The two-transmitter SFN system worked well. The system provided signal strength and quality improvements at nearly all of the test locations. In many locations, the signal strength measurements were very close to those from the transmitter on the Empire State Building. With

another one or two transmit sites, the SFN might offer an attractive alternative to a single transmitter site. **BE**

Brett Jenkins is the director of technology strategy and development at ION Media Networks and is currently the chair of one of the ATSC ad hoc groups working on a new standard for mobile TV broadcast.



Introducing Brilliance® RGB Banana Peel® Hi-res Component Video Cables From Belden.

The unique patented design of Belden's hi-res RGB video cables eliminates the need for an overall jacket, simplifying installation and saving you time and money.

Belden Brilliance Mini Hi-res Component Video cables offer true 75 ohm high-frequency performance, making them ideal for demanding applications such as high resolution VGA on large screens, HDTV, Hi-res CAD, animation, editing and special effects. And now, to meet the needs of the installer, they are offered in Belden's unique Banana Peel composite configuration.

With no outer jacket, each individual cable is easy to identify — just peel them off the center spline and terminate! The elimination of the outer jacket also increases the cable's flexibility and allows the use of a smaller size conduit.

But don't trust us, see it for yourself. Get a FREE product sample and complete technical information today!

For more information, call: 1.800.BELDEN.1
Or go to Belden's Web site at www.belden.com



BELDEN
SENDING ALL THE RIGHT SIGNALS

©2006, Belden Inc.

Making the connection



Cable and connectivity must work together in order to be effective.

BY STEVE LAMPEN


Information technology depends on reliable connections from point to point. Of course, at the ends you can put wireless devices, but those are really just the last few feet. Wireless backbones are a lot harder. As our demand for bandwidth goes up, it becomes increasingly harder for reliable wire and wireless connections.

The vast majority of data cabling in the Americas is unshielded twisted pairs (UTP). With one exception in this article, we will concentrate on UTP.

As most installers know, cable and connectivity must work together to be effective. The problem is that connectorization, for a lot of reasons, is not easy. This is why the cable-connector interface is where most network systems fail. Table 1 lists the reasons why networks fail at the connector.

Reason	Effect	Comment
Wrong wiring order	No connections	EIA/TIA 568 A or B
Wrong plug	Reduced bandwidth	Using Cat 5e connector on Cat 6 cable
Poor wiring	Crosstalk, reflection	Take a wiring class

Table 1. Network systems fail at the connector for many reasons.



PowerLink:

Connect two batteries together and increase your shooting time.



No bathroom breaks.



Discover the ENDURA battery with PowerLink™—the industry's first linkable battery system. Attach two batteries together on the fly to extend your shooting time. And never miss a shot. PowerLink™. Only on the ENDURA. For more information: 1-310-891-2800, www.idx.tv

Powering Hi-Def **I·D·** 

Reasons for failure

The real problem for broadcasters is that their architecture for broadcast facilities is often different from classic network wiring. To explain that, we need to look back in history. Back around 1990, we were living in a Cat 3 world. Cat 3 was the first four-pair data cable. It had a bandwidth of 16MHz. It was easy to put in. (Heck, it's now the telephone cable standard.)

At that time, some industry players did a few surveys to find out why networks failed. The No. 1 answer was owner-installed plugs. Yes, those RJ-45 male plugs were put on poorly

punch down the wires on the jack, which is quite easy, so it's difficult to get the wiring order wrong. Click the jack into the wallplate, and put the plate into the box in the wall. Then buy a patchcord of the correct length, and plug in the end-user.

It works great in an office. For broadcasters, however, this often doesn't work. Broadcasters want to go from Point A to Point B, like with audio and video cable. What are you going to do with the jack? Hang it in mid-air? No, what you want is a plug on each end of the cable.

And there lies the problem. You can buy the fanciest, bonded-pair,

Fourth, write or e-mail all those plug and jack manufacturers, and ask for the data on the male plugs they will sell to you (many of the plugs are not for sale). Look especially at the Cat 6 data, and maybe even get some samples. Send the manufacturers a piece of the cable you want to use and have them put a connector on each end. Then you can test that cable in your new tester. If they can do it, theoretically, you can do it.

Of course, after choosing, you'll have to spend a few bucks on RJ-45 crimp tools as well.

Unfortunately, my scenario falls apart when we get to Cat 6a. This is




Figure 1. The red portion of this 10Gig jack helps users keep the cable pairs in the right order.

or with the wrong wiring order, and the network just didn't work. As a result, many manufacturers provided RJ-45 jacks (female) and sold patch cords. They could then control the male plugs, since they made the patch cord themselves.

This continued through Cat 4 (now dead and gone), Cat 5 (ancient) and Cat 5e (the common low-end). However, finding plugs for Cat 6 (the good stuff) and Cat 6a (augmented Cat 6 and top-of-the-line) is difficult. There are a few advertised, but the failure rate is alarming — up to 70 percent for some nice-looking connectors.

With the jack-and-patchcord style of networking, you're home free. That usually means a plastic wallplate with square holes (called keystone). You




Figure 2. The front of this RJ-45 jack features a flexible printed circuit, where the spaces between the traces have been cut out. This gives impedance stability previously unknown.

Cat 6, but if you put a 5e plug on it, you have a cable with 5e performance. You might as well have put in 5e cable and saved some money!

Prevention

Here's what I suggest. First, take the installation team to some data networking/installation classes. Learn how professional network installers put that stuff in. Second, insist that part of the course be the wiring of RJ-45 male plugs.

Third, buy one of the really good (and expensive) handheld testers, and take a class on how to use it. Nothing reveals how good an installation is like real live testing.

Buy one of the really good handheld testers, and take a class on how to use it. Nothing reveals how good an installation is like real live testing.

10GBASE-T, or 10Gb/s networking cable. The standard 10Gig cable has a bandwidth of 500MHz per pair. To attain as much futureproofing as possible, this is the way to go.

At those frequencies, the emission of signals is a huge problem, and the slightest error can crash a system. This is why it's so hard to put in. Figure 1 shows a 10Gig jack. Most jacks line the wires up in a row so you can punch them down. This is fine for Cat 5e or 6, but way too much crosstalk for Cat 6a.

With the 10Gig jack, the pairs are at right angles to each other. (Of course, you remember being told that if you cross a power cord with an audio snake, do it at right angles.) That little red thing helps keep the pairs in the right order.


The front of this jack is equally

The **New** Broadcast Standard.




VRK Series Broadcast Rack Systems

Fully welded cabinets support 2,500 lbs. of equipment and cable



Superior Cable Management

Wide variety of HD and data cable management products, including riser bases for raised floor systems



Power Distribution Solutions

Extensive selection includes configurable low-profile power strips



Essential Code Compliance
NO EXTRA CHARGE

For 28 years, integrators have consistently called on Middle Atlantic Products for professional racking solutions. With racks and accessories engineered to save time and ensure reliable installations, we provide a complete line of products for an effective integrated system. Our commitment to excellence extends beyond our innovative products to providing service and support that exceed your expectations.

Call us at 800-266-7225 to plan your next broadcast installation



Middle Atlantic Products, Inc.

INTEGRATED



architectural



thermal



cable



power

SOLUTIONS

Request the 2007 Master Catalog



800-266-7225 | middleatlantic.com

info@middleatlantic.com

SPECIAL REPORT

MAKING THE CONNECTION




Figure 3. In this Cat 6a cable from Belden, the divider to push the pair apart is now extended so it will also push the cables apart. You can see the effect of the pusher in the jacket — kind of lumpy, but it allows 10Gig to go the whole 100m.

weird. (See Figure 2 on page 82.) It's still a RJ-45, but those are not eight little wires anymore. That's a flexible printed circuit in there, where the spaces between the traces have been cut out. This gives impedance stability previously unknown.

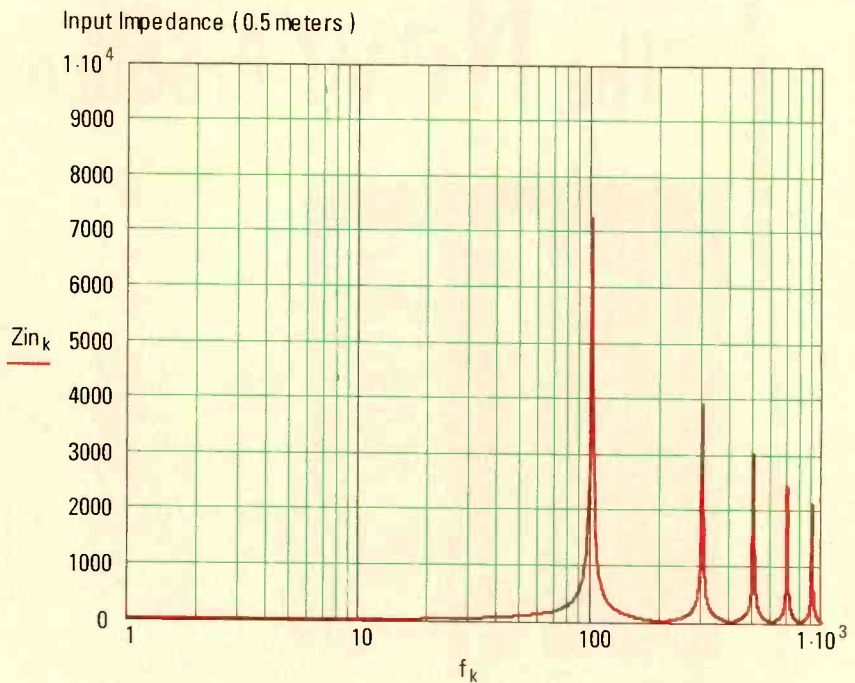


Figure 4. Ground loop problems can occur at many points in the system. The result of the ground loop problems shown here looks like an open circuit at every quarter wavelength.

TRAC SERIES™

- SmartTrac
- TracWall
- SmartCart
- IntelliTrac

TBC's Trac Series is an advanced technical furniture system for control room consoles, edit desks, and flat panel monitor walls. Trac Series products provide your facility with a complete range of highly adaptable solutions from one company.



technical furniture systems for video production and broadcast

1.888.console | tbconsoles.com

Options

So what can you do? To go as far in the future as possible, go Cat 6a. However, this means figuring out how to make the plug-and-patchcord system work for your facility.

The simplest option is Cat 5e, where everything is easy to put in, including plugs. It allows the flexibility to do whatever you want, including point-to-point wiring.

Or you can put in Cat 6, and strong-arm the connector guys to provide plugs that will actually work. Cat 6, by the way, will carry a 10Gig signal for 55m, until the cables interfere with each other and fail because of alien crosstalk. That's why Cat 6a cable has something in it that pushes the other cables away. (See Figure 3.)

Some manufacturers are making 10Gig with individually shielded pairs. Those cables would be the easy way to 10Gig, but they are much

harder to install, with the shields and drain wires. Also, at 500MHz, a low impedance to ground is needed to effectively get rid of noise. But a

You can always put in a high-performance cable and use it for low-performance applications.

low impedance is hard to get even at moderately high frequencies.

Ground loop problems (unknown in the UTP world) can also occur. To fix this, cut one ground. The result looks like an open circuit at every quarter wavelength, shown in Figure 4.

There is one other option. You can

always put in high-performance UTP cable and use it for low-performance applications. You could easily put a Cat 5e plug (or jack) on 10Gig. It then would be a 5e cable, until you come back and put a 6a plug on it in the future. This, of course, assumes that there will be a 6a plug available for field installation in the future!

Besides all these options, the one thing that I strongly encourage is to get educated. Whether you like it or not, you are now a data dude. Learn all that you can. **BE**

Steve Lampen is a multimedia technology manager for Belden.

BE ROLL
 Capturing the latest industry blogs
 Broadcast Engineering brings you the thoughts of broadcast engineers, news directors, photogs, and others with personal views from within the industry.
 Visit www.broadcastengineering.com

Time is Infinite



Measure and Display it with



Broadcasters have counted on ESE precision master clocks and timing-related products for over 35 years. ESE products accurately synchronize broadcast operations using a choice of GPS, WWV, Modem, Crystal or line frequency for affordable, reliable, perfect time.

Spend a few seconds on www.eseweb.com to discover a vast universe of timing systems that are designed for easy installation, set-up and operation.

142 Sierra Street
 El Segundo, CA 90245 USA
 Tel: (310) 322-2136
 Fax: (310) 322-8127
www.eseweb.com

Nutmeg Audio Post

Client demands for 5.1 mixing and HD viewing capability drove the studio toward upgrading.

BY JONATHAN S. ABRAMS

In upgrading our existing capabilities, we wanted Nutmeg Audio Post to be a studio where the clients do not have to worry about their finishing format. We also wanted to accommodate the increasing demand for 5.1 mixing, from commercials through long-form programming.

The basics

To accomplish these goals, we switched from Doremi Labs' V1 hard disk video recorders to Avid Mojo SDI for tighter video integration with Digidesign Pro Tools|HD 2 Accel systems. The Mojo SDI allows us to equip each of our nine studios with nonlinear video for use during the mixing sessions, improving the workflow for session preparation. This changeover liberates a total of 16RU across both of our machine rooms, which is plenty for our Sony SRW-5500 and Panasonic AJ-HD3700B multiformat recorders.

To address the 5.1 mixing needs, we moved from Yamaha's O2R to the company's DM1000 console. We wanted to equip the studios with a device that had a calibrated monitoring level control so that at a glance, the engineer could determine the control room monitoring level. It also offers access to downmixing and bass management with as few operations as possible.

The challenges

One of the greatest challenges was meeting the expectation that clients want to view their content in HD while in the studio. Anyone can take the composite downconverted output and route it to an NTSC display. But clients finishing in HD expect to view their content in HD. To accom-



The Yamaha DM1000 console offers Nutmeg Audio Post calibrated monitoring level control. The unit also saves space with its included HUI emulation.

plish this, we upgraded our displays to Panasonic TH-50PH9UK 50in and Pioneer PDP-6070HD 60in plasmas.

Three studios are designed so the mixer has a video display in addition to

One of the greatest challenges was meeting the expectation that clients want to view their content in HD while in the studio.

the plasma mounted overhead for the clients. In these studios, there is a Panasonic BT-LH1700W LCD display. All of the Panasonic displays have SDI inputs. The Pioneers have AJA HD10C2 SDI-to-component converters.

By looking at the back panel of our multiformat recorders, it is clear that the HD-SDI output must be used to view the program in HD. The choice to have SDI signal paths to all of the displays allows us to provide the best-quality video in SD while meeting HD viewing requirements.

The DM1000, in addition to being a fine surround console, has had a positive effect upon our studio designs. The unit includes HUI emulation, so it is no longer necessary to have a control surface and a console in the studio. At the press of a button, 16 faders within the Pro Tools session are accessible. The ability to remove a dedicated control surface streamlines the number of objects on the desk at the mixer's position and on rolling stands near the sweet spot.

Choice decisions

The decision to purchase the SRW-5500 (with downconversion and Digital Betacam playback options)

Imagination to Creation

FOR-A[®]
INNOVATIONS IN VIDEO
and AUDIO TECHNOLOGY



HVS-1500HS **NEW**
Most innovative 1.5M/E Digital Video Switcher



HVS-600HS **NEW**
Self-Contained 1M/E Digital Video Switcher with DVE



HVS-3800HS/S
Most Powerful 2M/E Digital Video Switcher with Quad Viewer, Color Corrector, DVEs and HD Movie Record/Playback Function



HVS-1000HS
High Performance 1M/E Digital Video Switcher with Color Corrector & DVEs



HVS-500HS
Custom-Built Portable Switcher



HVS-DualLink
The Only Dual-Link Supported Switcher

THE HANABI ALL STARS

FOR-A's Hanabi Video Switcher Line offers innovative features and an operator friendly interface. The Hanabi line anticipates the needs of demanding users and meets them. Our innovations have been designed to provide flexibility during fast live operations, including a portable compact main frame and a range of intelligent options including: quad display output, virtual studio compatibility, color correction, up/down-conversion and polygon-based, true 3D HD DVE among many others.

—Two members join the Hanabi Switcher family. FOR-A now offers eight switchers and we have one to meet your needs. —Imagination to Creation

www.for-a.com

Head Office (Japan): Tel: +81 (0)3-3446-3936

USA Western (CA): Tel: +1 714-894-3311

USA Eastern & Midwest (NY): Tel: +1 212-861-2758

USA Southern (FL): Tel: +1 352-371-1505

Latin America & Caribbean (FL): Tel: +1 305-931-1700

CANADA (Toronto) Tel: +1 416-977-0343

UK (London) Tel: +44 (0)20-8391-7979

ITALY (Milan) Tel: +39 02-254-3635/6

KOREA (Seoul) Tel: +82 (0)2-2637-0761

HVS-1500HS "1.5M/E HANABI" **NEW**

- HD/SD 1.5M/E Digital Video Switcher
- 16, 24 or rack mountable 12-button operation unit
- 16 inputs standard. Max. 28 inputs
- 16 outputs standard (10 AUXs). Max. 22 outputs
- 4 still stores. Max. 6 still stores
- 6 keyers (4 keyers + 2 DSK)
- Optional 3D DVEs, Up-converter, Down-converter, Color Corrector and Quad viewer also available
- Optional Storage and HD 2-channels Frame Memory for CG-wipe application

HVS-600HS "1M/E HANABI Portable" **NEW**

- HD/SD 1M/E Digital Video Switcher
- Self-contained unit: portable ONE BOX system
- HD/SD-SDI 4 inputs, 5 outputs are standard
- Max. 8 HD/SD-SDI and 4 analog inputs
- 10 combination of input and output card
- 2 Picture-in-Picture effects are standard
- One DSK comes standard and one optional keyer
- Optional analog component/DVI-I (PC)/composite I/O
- Optional up-conversion and frame sync card
- Optional 3D DVE card also available

TRAINING DOESN'T COST, IT PAYS.



Is technology moving faster than your staff's skills? Do you have engineers and operators that aren't up-to-date on your latest equipment and systems? Have the demands of HD and handling multi-formats created workflow problems or caused on-air mistakes? These failures can cost you money.

Broadcast Engineering is excited to offer you an introductory series of training workshops targeted specifically to broadcast operations and engineering staffs.


These courses are designed to:

- › introduce new technology, solutions and operations to younger staff members, and
- › provide a structured and thorough review for your more experienced staff.

All this is contained in a self-paced, complete program accessible from any computer.

Log on to www.broadcastengineering.com/webcast/best to learn more, or to enroll.

Leave the teaching to the experts,
the consultants at *Broadcast Engineering.*



TRAINING DOESN'T COST, IT PAYS.
Visit broadcastengineering.com/webcast/best

and AJ-HD3700B was driven by our clients needs. With that as the starting point, other decisions were made with both flexibility and client assurance in mind. The displays were chosen for their picture quality and their screen sizes for the existing viewing distances.

The displays were calibrated by an ISF certified calibrator. This allows our clients to view the picture in the mixing suite and be confident that it looks exactly as it should.

The bass management functions of the DM1000 allow us to monitor how the 5.1 mix will sound in a home environment. This provides the mixers with reassurance that their efforts are heard as intended, while giving clients realistic expectations.

New needs

In the machine room, the move to HD created the need to be able to measure the HD video signal in addition to SD. To achieve this, we replaced our Tektronix 1720 and 1730 with a WFM7000 multiformat waveform monitor. We added a Harris Leitch Panacea Lite switcher for maintaining a digital video signal path from

Decisions were made with both flexibility and client assurance in mind. The displays were chosen for the existing viewing distances.

playback to monitoring. To maintain synchronization between all of the equipment in the machine room, we installed an Ensemble Designs Avenue signal integration system. The Avenue serves as our master sync generator and can generate video references for NTSC and PAL, as well as

HD tri-level sync references.


We have finished projects on HD-CAM SR for MHD and on HDCAM for New Harbor Entertainment. The New Harbor Entertainment program "She's Moving In" required a 5.1 mix. Since HDCAM only allows for four audio channels, this required us to use Dolby E, which we can also offer

to any other client finishing on HD-CAM. Some projects we've finished on D-5HD include a spot for the Dodge Nitro through BBDO, Miller Lite through Crispin, Porter + Bogusky, and American Express through Ogilvy.

BE

Jonathan S. Abrams is chief technical engineer for Nutmeg Audio Post.

We could have also called it the **Fast – Flexible – Powerful – High Capacity DSP Core – Router Integrated – HDTV – Mobile Production Mixing Console**



mc²66: more power – more speed – more flexibility

Reasons why the mc²66 digital audio console from Lawo has become the new reference for HDTV mobile production. **Total performance from Lawo.**



Lawo North America · 1361 Huntingwood Drive, Unit 16 · Toronto
Ontario · Canada · M1S 3J1 · (416) 292-0078 · www.lawo.ca

**NETWORKING
AUDIO
SYSTEMS**

WDRB-TV in full HD

The station used Nucomm technology to ignite its “Thunder Over Louisville” broadcast.

BY GARY SCHRODER

Every spring, Louisville, KY, hosts an event called “Thunder Over Louisville,” which occurs two weeks before the Kentucky Derby. The event serves as the opening ceremonies of the Kentucky Derby Festival and attracts nearly one million attendees. Programming includes an air show in the afternoon and a fireworks display at night.

Each year, the festivities are aired by a different local TV station. This year’s coverage was hosted by WDRB-TV, Fox-41, which decided to broadcast the event entirely in HD, a first for this program. HD production was provided by F&F Productions, which deployed 22 HD cameras in strategic locations on both sides of the Ohio River.

This year’s fireworks presentation occurred on the Ohio River. The station positioned five HD cameras nearly 5000ft across the river. This created a new set of challenges that needed to be solved. Additionally, the station’s news director, Barry Fulmer, wanted to use a roving/nontethered HD camera to obtain a shot of the spectators and a skyscraper camera shot that normally would have required the street being blocked off to fly triax up 300ft.

Sky’s the limit

To address these concerns, WDRB’s engineering team turned to Nucomm and its digital microwave technology. While performing a roving camera shot in analog would ordinarily be an easy task, using this method to capture all of the action in HD was much more difficult. To tackle this obstacle, the broadcast team chose Nucomm’s CamPac2 HD/SD wireless microwave transmitter unit, equipped with an omnidirectional antenna.



To achieve the maximum coverage of the Louisville, KY, “Thunder Over Louisville” fireworks presentation, WDRB-TV used 22 HDTV cameras. The camera position that proved most challenging was Camera 15, the roving reporter shot. Obtaining an HD microwave shot from that location was accomplished using a Nucomm CamPac2 with a quad diversity antenna located on the 2nd Street Bridge (just north of the Camera 12 position).

The camera’s wireless link included an integrated MPEG HD encoding and variable bandwidth COFDM modulation that was used to build a mechanical roving reporter. The unit,

set for 16MHz, 16-QAM, transmitted a 36Mb/s HD signal to a quad sector antenna. That antenna was mounted on the handrail of the 2nd Street Bridge, where a Newscaster DR quad



Get the strength of **QuStream** into your system We specialize in advanced audio/video routing and signal technology

Digital bit-rates required in broadcast-quality programme production and distribution are rising rapidly. 525/625-line SD video, followed by 720/1080-line HD, and now comes the prospect of 4320-line Ultra-High Definition – with 16 times the data rate of 1080 HD!

Every new television innovation demands higher data throughput and that equates to greater challenges in processing and distributing clean, reliable data through your facility.

QuStream combines the proven skills of PESA and FortelDTV™ – creating a team of unsurpassed experience and strength. PESA pioneered broadcast video routing with fiber I/O, was first to route DVI and first to squeeze a 512 x 512 matrix into a 27 RU frame. FortelDTV™'s patented QuadraComb™ enables broadcast-standard images to be retrieved from noisy source signals with exceptionally low-jitter processing.

Building on the distribution expertise of PESA and the cutting-edge processing technology of FortelDTV™, **QuStream** offers a wide range of interlinking products for an entire video/audio system infrastructure. Our



product line includes innovations such as full bandwidth system integration through CWDM fiber and DVI-I video or VGA component video and stereo audio transmission up to 6 miles over a single fiber cable.

The PESA/FortelDTV™ combination offers efficient and economical access to high-quality content streams – in all current formats – for any distribution method, including broadcast, satellite, cable, telco and media and presentation graphics.

We are a single-point resource for:

- AES/EBU audio embedders/extractors
- Analog-to-digital interfaces
- Audio distribution amplifiers
- Decoders/encoders

- Digital-to-analog interfaces
- Fibre optic links
- Format converters
- Master control switchers

- Router controllers
- Routing switchers
- SDI multiplexers
- Video distribution amplifiers



WDRB-TV, Fox-41, used the Nucomm CamPac2 HD digital microwave system to provide live HD images and interviews from its roving reporter in the midst of the Louisville, KY, Thunder Over Louisville event.

diversity receiver working on Channel 2 at 2GHz was connected via fiber to the production truck, which was

parked 2500ft away on 4th Street. The CamPac2 transmitter block was fed with a standard HD-SDI video stream

and analog line level audio that was embedded from the field reporter's wireless microphone.

Using the wireless transmitter allowed WDRB to embed the audio and perform the various levels of necessary compression in order to comply with the 2GHz channel boundaries presented within one lightweight pack. This eliminated the need for lugging heavy, cumbersome encoders typically used for HD-SDI to ASI conversion.

Roving cameras were used to overcome the 3500ft between the crowds and the production truck. With the bridge receive site 2500ft from the production truck, a set of Stratos fiber-optic units provided by Bexel transmitted an HD-SDI signal back to the truck. One set of these units (a transmitter and receiver combo) can transport a single ASI or HD-SDI stream over fiber. The fiber was single mode, 9 microns with ST connectors.

“To help our technical team manage this large complex with high technical performance requirements, we chose Zeus.”

—Bud O'Connor, Director of Broadcast Engineering, The Newseum



The Newseum, a 250,000-square-foot museum of news opening in 2008, uses many technologies to help relay its message. The museum's seven levels include 14 major galleries, 15 theaters, two state-of-the-art broadcast studios, more than 100 interactive kiosks and a 40' x 22' high definition media screen.

THINK **Zeus**..
THE NEWSEUM DID.

For full control over your physical assets, call 407-352-6501 or visit www.obordigital.com



To properly capture the F16 fighters in the air show, the team established a camera shot from the 300ft-tall Humana Tower, which was 1500ft from the production truck. Instead of enduring many hours of pulling triax, this setup was easily achieved in an hour's time using Nucomm's Channel Master TX1 transmitter and companion RX1 receiver. This portable link provided HD in ASI format back to the truck.

Sparking communication

The signals from the other 17 cameras were transported back to the truck using either triax or 15,000ft of fiber optics. For the fibered cameras, F&F Productions used Telecast Fiber Systems SHED and HDX units. The HDX unit converts the camera signals from HD-SDI to fiber, and the SHED converts the optical signal back to HD-SDI. One of the strongest features of these fiber units is that all cameras had full CCU control, including intercom. The locations across the river that had talent also had an extra audio channel. Two fibers were allocated for each camera location, and WDRB had two extra fibers in the run for each camera location in case problems arose.



The Nucomm quad diversity sector antenna was used to receive HD microwave signals from a roving camera equipped with the company's CamPac2 transmitter positioned within the crowd in the foreground.

Thunderous applause

At the end of the production, WDRB was extremely pleased with the performance and the quick setup of the Nucomm microwave links. The equipment is made to last, as it features a military-style and water-resistant architecture. The hardware has a robust

design that is durable and user-friendly. Navigating through the menus for switching channels or data rates was easily performed without research or reference. **BE**

Gary Schroder is chief engineer at WDRB-TV, Fox-41, in Louisville, KY, and WMYO-TV, a My Network affiliate, in Salem, IN.



We are your Digital RF Power Monitoring Solution!

DIGITAL

- Measures True Average Power, regardless of modulation, making it ideal for digital signals and post combiner applications
- Handles peak power of 10 times the full scale average power, enough for common high power digital broadcast schemes
- Built-in test port enables spectrum analysis for mask compliance

PROTECTION

- Alarm outputs and built in relays (3129) allow for security post combiner
- Remote DC outputs allow for integration of common DC voltmeter alarms

CONVENIENCE

- Ethernet connectivity provides unprecedented access to readings, configuration, and alarms
- Built-in data logging removes the task of writing software or taking data by hand

It has always been true that reliable performance from your RF products means less downtime, less maintenance, and fewer headaches. This is even more true in today's digital environment.

The advancement of Digital technology is transforming the entire Broadcast industry and Bird is prepared. The BPME is your out-of-the-box solution for monitoring your HD Radio (IBOC), Digital Television or even combined Analog and Digital Broadcast applications.



RF Measurement and Management in Your World



866-695-4569 | sales@bird-technologies.com | www.bird-technologies.com

Multi-image displays

Today's holistic systems boast flexibility.

BY JOHN LUFF

I am often struck by the similarity between control rooms of 40 years ago and those of today. Of course there have been changes, but the primary functions haven't changed much. An audio person listens to the mix on speakers, the technical director controls the video on-screen using a switcher, and the director picks shots from an array of monitors in front of him. One thing that has changed is the monitor wall.

Increased flexibility

Modern digital techniques have changed the technology we use in fundamental ways. In an interesting parallel to the sampling in a CCD, monitors are no longer scanned with lines, top left to bottom right. Like a CCD, the image is formed all at once, and the entire screen is refreshed one frame at a time.

Flat-panel displays are like large memories with a light shining from them. If you can treat the surface of a display as memory, it's easy to see how you can write to any part of the memory independently.

Imagine an arbitrarily large monitor, like the 103in monster plasma and LCD displays manufacturers build for bragging rights. That display of more than 30sq-ft could hold a lot of information. (The resolution would be limited to 21 pixels per inch if it was 1920 x 1080). Thirty-five years ago, a monitor wall that large would have sufficed a lot of control rooms. It might have held two dozen monochrome monitors that were likely 8in to 12in diagonal, plus a deluxe 19in program monitor and a clock mounted in racks with spaces for cooling.

Today the flexibility is pretty astounding. The layout is completely fluid and can be adjusted at will, with no space between virtual displays on the plasma canvas. Monitors can be

an arbitrary size due to the high-quality resizing engines built into display processors. The layout can be stored and recalled at will, allowing reconfiguration between shows, or perhaps when one of several displays gives up the ghost during a show. Tally lights, always the bane of a design engineer's existence, are built-in and include naming nomenclature to boot.

data. Such flexibility does not come cheap, in complexity or cost, but it allows monitoring in ways that individual monitors could never replicate. Need a 36in program monitor surrounded by 11 small monitors? Unlike 10 years ago, this is possible today. Tie such a system to a routing system or production switcher, which can pass tally information for-



Miranda's Kaleido-X multiroom, multi-image processor was recently installed in Télé-Québec's production control area. The processor includes a router and is housed in a single, expandable chassis.

Generally, display processors, or multi-image displays, are many-channel DVEs. Most can combine the outputs of SD and HD sources, computer outputs and internally stored graphics for backgrounds and virtual monitor edges. Often, internally generated clocks are possible in various formats. Some systems permit monitoring other parameters, such as embedded and discrete audio (levels and phase), closed captioning, V-chip data, teletext, aspect ratio and safe area markers, and even test and measurement

ward, and the display processor will make the facility appear transparent to operators.

Easy expansion

The physical structure of these systems can allow for expansion to many outputs and support for various inputs. This happens in one of many ways. Some systems have internal routing switchers that permit HD, SD, analog and computer inputs (DVI and VGA) to be switched to any position on the display surface. One

company even provides an output from that internal router to connect to external devices, like test and measurement systems or program bypass switching. Some systems have a fixed number of inputs to a single internal matrix, often in groups of 32. Others have methods of connecting multiple systems into much larger virtual systems where the number of inputs can grow to well beyond 100.

In an interesting twist in virtual display routing, at NAB2007, one manufacturer introduced a system that lives

operators benefit from having a high-resolution display that can credibly show high-resolution virtual monitors in a complex matrix display. New display technologies, like organic LEDs, promise to drive that resolution even higher in the next few years.

Window on the world

An important attribute in multi-image displays is their integration with other devices and control software. Devices that focus heavily on the integration of control applica-

Master control operators benefit from having a high-resolution display that can credibly show high-resolution virtual monitors in a complex matrix display.

inside of an existing router instead of requiring the router to be added to the display. This approach yields less external wiring and vastly expands the number of available inputs, essentially without practical end. Coupled with multiple output capability, systems that have flexible structures can adapt to any useful monitoring application, from large network operations centers, to mobile units, IPTV headends, production control rooms and central equipment rooms where QC functions might be combined.

Resolution

Output flexibility is particularly important. Two years ago, it was rare to find a flat panel that supported a full 1920 x 1080 image. However, when displays capable of 1080p were introduced to the consumer market, it changed everything. Now it is commonplace to use at least that much display resolution in professional displays.

Following in the footsteps of Apple's 30in Cinema and Gateway's new XHD 3000, both with 2560 x 1600 pixel resolution, it will become more commonplace to up-res HD sources on larger monitors. Master control

tions with monitoring systems result in holistic systems that allow the display and monitoring applications to work closely together. This enhances the workflow, particularly in master control applications. The display environment is suited to the task at hand, and it evolves as operators troubleshoot problems.

As these systems become more complex and technically capable, it will be hard to choose between them. Maximum display resolution and support for advanced features like SMPTE Active Format Descriptor (AFD), metadata display and tie-in to SNMP monitoring systems will enhance the lifetime of multi-image displays. If that 103in display becomes a 4K window on the world, the days of discrete monitors will be numbered. **BE**

John Luff is a broadcast technology consultant.



Send questions and comments to:
john.luff@penton.com

NEWSROOMSONESTOP
at www.broadcastengineering.com

For more news and articles on newsrooms, visit our Web site and click on the Newsrooms link at the top of the page

Forward thinking
Fusion - The new
robotics solution



- Exceptional movement in manual and robotic modes
- Lower cost of purchase and ownership
- Robust and durable with improved serviceability
- Upgradeable from height drive to fully robotic pedestal
- Intuitive to Vinten Pedestal operators.

Vinten **RADAMEC**
BROADCAST ROBOTICS

DRIVING THE FUTURE

www.vintenradamec.com

NEW PRODUCTS

NEW PRODUCTS & REVIEWS

GF-Quad Dolly Grip Factory Munich



Dolly operates on almost all straight or round tracks with skateboard or track wheels; features a quick-release system for changeover to pneumatic wheels and a three-stage steering system that enables front-wheel, four-wheel and rear-wheel steering; can navigate a circle with a 31in radius in four-wheel mode; includes lockable steering angles to repeat straight or curved moves.

+49 89 31901290; www.g-f-m.net

Century DV/HDV filter kit




Digital Wireless Microphone system

System consists of DWT-B01 transmitter, DWR-S01D receiver and DWA-01D adapter; transmits 24-bit/48KHz digital audio in a specific frequency bandwidth; delivers a wide dynamic range of more than 106dB and a wide frequency response of 20Hz to 20KHz; transmits digitally modulated, encrypted data to minimize the risk of interception; enables a significant increase in the number of simultaneous operations in comparison to current analog wireless systems.

800-686-7669; www.sony.com/proaudio

MADI-108 G2



Riedel Communications

MADI card provides a MADI interface that allows the integration of the Artist intercom platform with digital audio router systems; facilitates the connection of the intercom panels to the audio router using the router's infrastructure for panel distribution; card is cascable, with each card adding eight channels to the MADI signal for up to a maximum of 64 channels.

818-563-4100; www.riedel.net

OctaMic II



Preamp features eight-channel 192KHz/24-bit mic/line preamplification; new features include an improved input circuit design that allows for a maximum input level of +21dBu with a gain range from 0dB to 50dB, improved signal to noise ratio, improved THD, larger housing that optimizes heat dissipation, internal wide-range power supply with line filter, stable 48V phantom power and a choice of sync sources: internal clock, AES/SPDIF or Word Clock.

330-259-0308; www.rme-audio.com

RME

Weatherscape XT

Metra

Graphical weather presentation technology now features new material editor function that enables users to create weather shows and scenes that are fully customized and change according to meteorological data; simplifies the user interface to enable easy interaction with shader values, which allow better high-res mapping capabilities, realistic lighting effects, textured land and water, and greater integration with weather information.

+64 4 4700 700

www.metra-media.com

IFB100

Zaxcom

Transmitter operates on the 2.4GHz wavelength; transmits a single RF carrier, containing time code, IFB audio and remote control signals, to any number of TRX900 wireless systems, giving users the ability to record a group of channels and play them back as a virtual multitrack recording; accepts SMPTE time code and balanced audio at line level; 125mW power output provides a 300ft range for transmission of IFB audio and 1000ft for time code transmission and remote control signals.

973-835-5000; www.zaxcom.com

Bebob Box-HVR

16x9



Mounting system for adding Sony's HVR-DR60 portable hard disk recorder to Sony camcorders attaches underneath the camera between the baseplate and tripod plate; features a smooth-glide drawer that provides easy access to the recorder's screen and controls, as well as a quick-lock mechanism that anchors the drawer open; central thumbscrew allows for easy horizontal/vertical adjustment of the rods to accommodate different camera models.

661-295-3313; www.16x9inc.com

Introducing the

Broadcast Engineering®

WEBCAST SERIES

Broadcast Engineering is proud to introduce an ongoing series of monthly webcasts covering key technical and operational issues. In these one-hour long events, attendees can learn while at their desktops or home computers. A broadband connection is all that's needed.

The topics are taught by experienced and trained engineers, consultants, and operations managers. The focus is on quick, solid and useful instruction. These are not product demonstrations or promotions. These webcasts will provide solid technical and operational training for professionals. And, the bonus is they are free!

Visit
broadcastengineering.com/webinar/print
today to register!




COMING IN DECEMBER

**Workflow in a Mixed IT/
Broadcast Hardware Environment**

Presented by John Luff

December 11, 2007 – 2:00 pm EST



December's webcast focuses on building an efficient workflow in a mixed IT/broadcast hardware environment. It will focus on integrating current and new technology into a cohesive and efficient workflow. From networking connectivity to file sharing, many aspects of building your facility workflow will be covered. Don't be left out, join us for this important webcast. The instructor is consulting engineer and *Broadcast Engineering* magazine writer John Luff.



Sponsored by

Quantel

COMING IN JANUARY

**Getting ready for February 2009:
Analog goes dark**

Presented by John Luff
and Jeremy Ruck

January 8, 2008 – 2:00 pm EST



If you are like most stations, there may be a few tasks not yet completed in preparation for the February 2009 analog shutoff. But, have you considered everything? Could you be overlooking something? Let these experts help your station through the transition.



NEW PRODUCTS

NEW PRODUCTS & REVIEWS

XB20UB

Gepco



X-Band unbalanced guitar/instrument cable features a heavy gage (20AWG) oxygen-free copper conductor for maximum conductivity and corrosion resistance, two densely stranded 95-percent copper braid shields combined with a semiconductive PVC layer to provide exceptional EMI/RF rejection and low triboelectric handling noise, and a flexible, easy to strip, abrasion-resistant outer jacket.

800-966-0069; www.gepco.com

DMC-842

RME



Multichannel interface for digital mics acts as a power supply and control device; allows mics to be synchronized; enables control data for adjusting gain, polar patterns, hi-pass filter and compression settings to be sent; includes analog line level outputs, the ability to switch the digital phantom power on or off on individual channels, and a Windows-based software application to adjust the various parameters.

330-259-0308; www.rme-audio.com

Allogear VNR-1000HD/SD **Algo lith**



HD/SD video noise reduction cards provide a reprogrammable core, allowing users to repurpose the cards' functionality, increase picture quality when used as a post-processor, reduce bandwidth requirement when used as a preprocessor to the encoder, and allow for two or four independent channels to be processed simultaneously.

514-335-9867; www.algo lith.com

Radio Meltdown

Blastwave FX

Collection of two DVDs contains 2500 effects, including 300 5.1 surround-sound elements, featuring music in eight categories: beats, beds, musical elements, production elements, station IDs, stingers, voice-overs and 5.1 surround-sound elements; sounds are recorded at 24-bit 96K and delivered as HD 24-bit 48K WAV, 5.1 surround-sound and MP3 files; collection can be clicked and dragged onto any hard drive, and is catalogued with embedded metadata for easy search and retrieval.

860-967-0973

www.blastwavefx.com


ExtremeStor-iTrax **GlobalStor Data**



Server features a solid-state 64-bit iSCSI and NAS operating system; appears as a local disk drive on any computer connected to the LAN or WAN; allows users on every host system on the network to see and share all stored data; available in configurations ranging from an eight-drive solution with RAID protection onboard, to a 36-drive version with multiple levels of RAID redundancy.

818-701-7771; www.globalstor.com

Director 5601



Configuration software enables the engineer to see all actions of the user on the panel; features editable configurations, programmable logic functions, customizable signalization throughout the system and an audio patch function that facilitates all internal routing and DSP aspects of any control panel of an Artist system; new functions include a scheduler to change the configuration at a preset time, an events function to load configuration changes, and a set input/output gain function for gain control for four-wire and digital partyline ports directly from the panel.

818-563-4100; www.riedel.net

ArtScience SpaceArray **Auralex Acoustics**

Wooden acoustical treatment combines hemispherical acoustical diffusion with a quality wood finish; provides superior performance without visual patterning; 24in by 24in paulownia wood panels install easily; has passed fire rating tests in accordance with ASTM E84 and acoustical tests in accordance with ISO 17497-1.

317-842-2600; www.auralex.com

MediaVault MV5100

Ciprico

Eight- (MV5108) or 16- (MV5116) drive PCIe SAS or SATA II storage array based on the new PCIe external expansion and cable connection standard; expands PC, server or a workstation's core logic PCIe bus outside of the box; features capacities ranging from 2TB to 16TB of high-performance SATA II storage; can achieve in excess of 1GB/s transfer rates when fully populated with SATA II or SAS disk drives.

763-551-4000; www.ciprico.com

583s

LaChapell Audio



Vacuum tube preamp delivers less than 70dB of gain with a typical non-weighted EIN of -120dB referencing 150Ω load; features a 12AX7/ECC83 tube and a frequency response of 12Hz to 70KHz; uses the Cinemag CMMI-10 or the optional Jensen JT-115k input transformer, with a maximum output of less than 26dBu.

209-383-3486

www.lachapellaudio.com

Riedel Communications

Configuration software enables the engineer to see all actions of the user on the panel; features editable configurations, programmable logic functions, customizable signalization throughout the system and an audio patch function that facilitates all internal routing and DSP aspects of any control panel of an Artist system; new functions include a scheduler to change the configuration at a preset time, an events function to load configuration



H4 SuperMINI



Camera-mountable surround microphone features Dolby Pro Logic II encoding technology, an integrated multichannel pre-amp and monitor, an audio zoom button, an auxiliary center channel microphone input (XLR) for attaching an external shotgun or wireless lavalier microphone, virtual surround headphone output with gain control and tricolored LED monitor.

416-362-7790; www.holophone.com

Holophone

EtherCon Cat 6

Cable solution designed for Cat 6 cables includes a metal housing for RJ-45 cable connectors; includes a chuck-type strain relief with a separate push-pull locking mechanism; receptacle accepts a standard RJ-45 cable end in addition to EtherCon Cat 6 patch cable; available in custom lengths.

732-901-9488; www.neutrik.com

Neutrik

BrightDrive

Features new technologies suited for high-end post applications and broadcasting workflows that require many lower resolution data streams; enables clients to play four streams of 2K from a single workspace; increases the maximum number of data streams to 64 streams of 2K; delivers disk recording and playback for uncompressed HD 422 to compressed HD/SD applications.

888-477-3700; www.4bright.com

Bright Systems

Overture 2

M/E control surface includes operational features in the Opera 1-M/E series; incorporates new features including a look-ahead preview, a complete set of transition options, programmable macro keys, traditional DSKs and a dedicated playback block that enables automated control of third-party products directly from the control panel.

978-715-1020; www.echolab.com

Echolab

BD-R/BD-RE

Single-layer 8cm Blu-ray write-once (BD-R) and rewritable (BD-RE) discs provide a recording capacity of 7.5GB, allowing the disc to store one hour of full HD picture quality at 1920 x 1080; feature a hard coat layer to protect the recording surface from scratches, dust and fingerprints.

800-533-2836; www.maxell.com

Maxell

DAP-1781

High-quality, 24-bit digital audio processor card processes up to eight discrete channels of audio using four AES inputs/outputs; functions as a standalone discrete audio processor as well as with a range of video cards for processing embedded audio; uses Linear Acoustic upMAX technology to provide high-performance stereo to 5.1 conversion; creates an adjustable multichannel signal that is downmix compatible.

973-683-0800; www.miranda.com

Miranda Technologies

UniPatch GigE Patch Panel

Professional-grade patching system with a high-density card frame system based on the company's Direct-Edge LSA-PLUS termination system; features Cat 5e channel compliance, Cat 6-compliant patch keyed to ensure proper patching, 21 circuits per panel rated for 30,000 insertions and/or withdrawals, easily removable wire management bar option, normal-through or straight-through availability and test access, patch, cross-connect, and monitor functions in 100Ω-balanced transmission systems having a common bit rate and operation up to 1000Mb/s.

800-366-3889; www.adckrone.com

ADC KRONE

Do you need to check out audio links or interfaces quickly and thoroughly?

The dScope Series III PC-hosted audio analyzer provides analogue, digital AND electro-acoustic measurements in one convenient unit.

- Fast and easy to use with USB connectivity
- Analogue from 1.5mV to 129Vrms, 1Hz to 94kHz
- Digital jitter measurement, bit error tests to 192K sampling
- Save time using built-in broadcast test scripts

AES3/SPDIF digital audio interface tests:

- ✓ Supports standard sample rates to 192K
- ✓ Ts, Data Jitter and Eye Narrowing
- ✓ Eye pattern display
- ✓ Unlimited Bit Error check with log to file
- ✓ Fs or Data jitter spectrum
- ✓ RMS, peak or peak to peak jitter reading options
- ✓ Free software updates keeping your instrument up-to-date

The biggest punch in the smallest package:

- ✓ Size 302 x 245 x 84mm and only 5.2kg!

Call +44 1223 424 988 email sales@prismsound.com NOW to arrange your on-site demo!

www.prismsound.com

Email: sales@prismsound.com

Prism Media Products Inc.

21 Pine Street, Rockaway, NJ 07866 USA

USA +1-973-983-9577

UK +44 (0) 1223 424 983

PrismSound
THE EXPERTS IN AUDIO TEST

NEW PRODUCTS

NEW PRODUCTS & REVIEWS

KE 900

beyerdynamic



Camera receiver features a 24MHz bandwidth compatible with the company's Opus 900 wireless system, an LC display that indicates the battery level of the transmitter, frequency and channel, squelch and AF/RF level; enables users to select one interference-free frequency from 100 preprogrammed UHF frequencies to be transmitted via infrared to a corresponding pocket or handheld transmitter.

800-293-4463

www.beyerdynamic.com

XB401FB

Gepco



X-Band double-shielded single-pair analog cable features conductors made from 24AWG oxygen-free copper for maximum conductivity and corrosion resistance, a 95-percent TC braid and a 100-percent foil shield for exceptional RF/EMI noise rejection, and an extra flexible, easy to strip outer jacket.

800-966-0069; www.gepco.com

SuperLoader 3A

Quantum

Autoloader features availability on the LTO tape drive platform, beginning with LTO-3, and a tape-based file system and network-attached storage that is MXF-aware; provides up to 6.4TB of high-performance, removable, networked storage; accommodates one or two magazines, each holding eight data cartridges, in a 2RU enclosure.

408-944-4000; www.quantum.com

ExtremeStor-Capella

Globalstor



Fibre Channel host 4GB storage solution scales between 16TB and 80TB; expands online capacity at both SAS and SATA II disk levels; features next-generation enterprise dual-disk architecture that simplifies management and growth for a full range of mid to complex applications; includes embedded Web-based GUI; offered in single or dual active controller, both of which run failover/failback operations through onboard redundant data paths to back end dual-ported SAS and SATA disk drives.

818-701-7771; www.globalstor.com

Messenger IP

Nucomm



System consists of a 1RU encapsulator and 1RU decapsulator; enables broadband IP connectivity between an ENG truck or OB van and the broadcast studio; in trickle mode, live video and IP traffic are sent simultaneously, and the live video reduces the IP traffic to a rate of 100Kb/s to 1Mb/s; in broadband mode, nearly the entire link is dedicated to IP traffic and the user either turns off the MPEG encoder or removes the video source to the encoder, creating a transport stream nearly full of null packets.

908-852-3700; www.nucomm.com

RFX-RMR-II

RF Central



Rack-mounted receiver operates in 2GHz frequency band and receives SD/HD signals, outputting composite video, SDI (HD) or DVB-ASI; features analog, digital and fully embedded audio outputs and a fully upgradable COFDM decoder; demodulation modes include OPSK, 16-QAM and 64-QAM with auto detection.

717-249-4900; www.rfcentral.com

DSF-3

SoundField

Digital surround decoder provides a complete all digital, mic-to-multichannel output surround mic system; allows decoding of SoundField mic or B-format signals to digital 5.1 surround or stereo audio (or both simultaneously) at any sample rate; features five-segment LED input level meters and separate output level controls for each of the six channels in the 5.1 signal.

+44 1924 201089

www.soundfield.com

Pro-Convert

Solid State Logic

Translation application enables DAW users to convert session files from one format to another; can handle many commonly used formats, including the latest versions from AES31, Audition, Cubase, Final Cut Pro, Nuendo, OMF, Open TL, ProTools, SADiE, Sequoia, Sonic Studio, Soundscape, Tascam BU and Vegas.

212-315-1111

www.solid-state-logic.com

AESX series

Wireworks



Cable series includes single-pair, providing two signal paths and available in 10ft to 100ft lengths, and eight-pair, allowing for 16 digital signal paths configured with XLR fanouts on each end, 110Ω AES/EBU digital cable assemblies; studio select model features 26-gauge conductors for added flexibility in 10ft to 50ft lengths, and road-tough model features extra low loss 24-gauge conductors and super durable cable jacket in 10ft to 250ft.

800-642-9473; www.wireworks.com

OpticalCon

Neutrik

Upgrade to solid, ruggedized-protected fiber-optic connector system extends the outdoor capabilities of the system, sealing the connector against dust and water while retaining its IP65 connection; increases the reliability and maximizes the uptime for fiber-optic connection systems; enables up to four copper wires to run power or data signals through.

732-901-9488; www.neutrik.com

Imaging Elements Blastwave FX

Comprehensive HD imaging library with 2500 sound effects on two DVDs contains production elements, logos, distortions, low-frequency effects, musical elements, drones, compositions and 5.1 surround-sound elements; sounds are recorded at 24-bit 96K and delivered as HD 24-bit 48K WAV, 5.1 surround-sound and MP3 files; collection can be clicked and dragged onto any hard drive; is catalogued with embedded metadata for easy search and retrieval.

860-967-0973
www.blastwavefx.com

Deva 5.8 Zaxcom



Hard-disk audio recorder system features eight integrated hardware faders, an internal DVD-RAM drive and a Flash media slot; records 10 tracks of audio directly to a CompactFlash card mounted on the control panel for quick, easy transfer; integrates with the Deva Mix-12.

973-835-5000; www.zaxcom.com

MHEG Developer

Integrated environment provides all the tools necessary to produce final code that can then be tested on a set-top box via TSDDeveloper; comes equipped with a fully featured editor to allow MHEG source code to be created and edited; supports an ASN.1 data compiler/encoder and MHEG desktop engine to provide the complete environment.

303-926-4933; www.s-and-t.com

AV-HS400 Panasonic

Compact multiformat, eight-input/output video switcher works with inputs from most video sources and PCs; outputs to projectors, plasma, LCD, LED dot matrix or CRT displays; features a built-in 10-bit, eight-channel frame synchronizer that eliminates the need to genlock when switching between camera or asynchronous sources; produces a single stream of continuous content for any video application.

800-528-8601
www.panasonic.com/broadcast

Proteus Neptune Digital

Digital signage system powered by an ARM9/DSP chipset offers features such as scrolling text, RSS feed support, dynamic pictures/text, user-defined scenario layouts and scheduled playlist and content uploads; includes a LAN connection, but can be upgraded with a USB wireless or Bluetooth dongle and 3G HSDPA device; stores media content on an internal 2.5in hard drive or SD card, and can support live video streaming from the server.

+386 5 393 2477
www.neptune-digital.com

Strategy & Technology

Emerge ECMS2000U Avocent

Updates to the small form factor digital workstation extension products for users on GigE networks enable users to back-rack broadcast-quality servers without impacting post-production operations; deliver high-res digital/analog video, rich color depth and CD-quality audio; compatible with a wide range of user interface devices; includes extension of USB mass storage devices.

866-286-2368; www.avocent.com

LC-3001 Barco

High-res 30in LCD screen offers color-accurate images in a WQXGA resolution (2560 x 1600); designed for high-density video monitoring in professional applications; features integrated Backlight Optical Stabilization Technology, a non-reflective optical filter and dedicated sensor and software to conserve gray scale; display can be calibrated to an absolute color temperature, gamma and brightness target.

678-475-8000; www.barco.com

EPC2607 Cisco

Channel-bonded cable modem with an embedded media terminal adapter integrates VoIP services for deployment of triple-play broadband services providing speeds of 50Mb/s to 100Mb/s; supports downstream channel bonding defined by CableLabs' DOCSIS 3.0 specifications, and automatic discovery of bonding groups; features backward-compatibility for use as a single-channel cable modem with Euro-DOCSIS 1.2/1.0 and 2.0 networks.

408-526-4000; www.cisco.com

The Clock is Running Out!

Make Your Move to DTV With
An ERI Broadcast System

ELECTRONICS RESEARCH, INC. **ERI**
Call 877 ER-LINE • Visit www.eriinc.com

NEW PRODUCTS

NEW PRODUCTS & REVIEWS

AV2000 MultiMedia Cabling

Cabling system combines audio, HD video, data and control signals through a hybrid connector; allows each cabling system to match specific equipment requirements; consists of three components: the Access Point, the Umbilical and the Link; features rugged metal housing that incorporates a superior strain relief, and 16-gauge precision formed brass pin and socket contacts with proprietary gold plating.

800-642-9473; www.wireworks.com



Wireworks

Alchemist IP

Snell & Wilcox

File-based frame-rate standards conversion software runs on standard PC infrastructure hardware; delivers transparent conversion of file-based video, audio and metadata between the 625/50 (PAL) and 525/60 (NTSC) video standards and vice versa; requires little user setup; provides simple drag-and-drop or automated operation.

212-481-2416; www.snellwilcox.com

iTX On Demand OmniBus Systems

New version of software-based broadcast automation and playout system simplifies the process of creating VOD material by allowing broadcasters to transmit conventional channels and save VOD-ready content from the same iTX workflow and hardware without having to reingest or reformat material explicitly for VOD use; creates everything from low-res files for Web download or mobile phones through HD MPEG-4 files with Dolby surround sound for broadband IPTV applications.

303-237-4868; www.omnibus.tv

CINEBENCH R10 MAXON Computer

New version of benchmarking suite for testing processor and graphics card performance contains new test scenes especially designed to meet the demands of state-of-the-art hardware; CPU test renders a 3-D scene photo realistically and applies more functions, including area light sources, procedural shaders and multilevel reflections; graphics card tests require that the computer execute a camera flight at maximum speed to determine graphics performance.

877-264-6283; www.maxon.net

DIVAnalyse Front Porch Digital

In-path content analysis program performs on both SD and HD content many times faster than real time, leveraging a proprietary hardware-based accelerator board to assist in the process; enables control systems such as MAM, newsroom or automation to define which content should be analyzed as part of the CSM process; features scalability that enables any number of DIVAnalyse engines to be added to existing DIVArchive infrastructure.

303-440-7930; www.fpdigital.com

United States Postal Service

Statement of Ownership, Management, and Circulation

(Requester Publications Only)

Required by 39 USC 3685

1. **Publication Title:** BROADCAST ENGINEERING
2. **Publication Number:** 0007-1994
3. **Filing Date:** 9-24-07
4. **Issue of Frequency:** Monthly
5. **Number of Issues Published Annually:** 12
6. **Annual Subscription Price:** Free to Qualified
7. **Complete Mailing Address of Known Office of Publication (Not Printer):** Penton Business Media Inc., 9800 Metcalf Avenue, Overland Park, Johnson County, KS 66212-2216.
8. **Complete Mailing Address of Headquarters or General Business Office of Publisher (Not Printer):** Penton Business Media, Inc. 249 West 17th St, Fourth Floor, New York, NY 10011-5390
9. **Full Names and Complete Mailing Addresses of Publisher, Editor, and Managing Editor - Publisher:** Jonathan Chalou, Penton Business Media Inc., 11 River Bend Dr. S., Stamford, CT 06907-0949; **Editor:** Brad Dick, Penton Business Media Inc., 11 River Bend Dr. S., Stamford, CT 06907-0949; **Managing Editor:** Brad Dick, Penton Business Media Inc., 11 River Bend Dr. S., Stamford, CT 06907-0949
10. **Owner - Full name:** Penton Business Media, Inc., 249 W 17th St, Fourth Floor, New York, NY 10011 - 5390; Penton Business Media Holdings, Inc. (owns 100% of the stock of Penton Business Media, Inc.), 249 W 17th St, Fourth Floor, New York, NY 10011 - 5390
11. **Known Bondholders, Mortgagees, and Other Security Holders Owning or Holding 1 Percent or More of Total Amount of Bonds, Mortgages or Other Securities:** None
13. **Publication Title:** BROADCAST ENGINEERING

14. Issue Date for Circulation Data:

November 2007

15. Extent and Nature of Circulation

	"Average No. Copies Each Issue During Preceding 12 Months"	No. Copies of Single Issue Published Nearest to Filing Date
a. Total Number of Copies (Net press run)	51,121	50,905
b. Legitimate Paid and/or Requested Distribution (By Mail and Outside the Mail)		
(1) Individual Paid/Requested Mail Subscriptions Stated On PS Form 3541. (Include direct written request from recipient, telemarketing and Internet requests from recipient, paid subscriptions including nominal rate subscriptions, advertiser's proof copies, and exchange copies)	34,127	34,186
(2) Copies Requested by Employers for Distribution to Employees by Name or Position Stated on PS Form 3541	0	0
(3) Sales Through Dealers and Carriers, Street Vendors, Counter Sales, and Other Paid or Requested Distribution Outside USPS	14,107	15,156
(4) Requested Copies Distributed by Other Mail Classes Through the USPS (e.g. First-Class Mail)	0	0
c. Total Paid and/or Requested Distribution (Sum of 15b (1), (2), (3), and (4))	48,234	49,342
d. Nonrequested Distribution (By Mail and Outside the Mail)		
(1) Nonrequested Copies Stated on PS Form 3541 (include Sample copies, Requests Over 3 years old, Requests induced by a Premium, Bulk Sales and Requests including Association Requests, Names obtained from Business Directories, Lists, and other sources)	0	0
(2) Nonrequested Copies Distributed Through the USPS by Other Classes of Mail (e.g. First-Class Mail, Nonrequester Copies mailed in excess of 10% Limit mail at Standard Mail or Package Services Rates)	0	0
(3) Nonrequested Copies Distributed Outside the Mail (Include Pickup Stands, Trade Shows, Showrooms and Other Sources)	810	0
e. Total Nonrequested Distribution (Sum of 15d (1), (2), (3))	810	0
f. Total Distribution (Sum of 15c and 15e)	49,045	49,342
g. Copies not Distributed	2,076	1,563
h. Total (Sum of 15f and g)	51,121	50,905
i. Percent Paid and/or Requested Circulation (15c divided by 15f times 100)	98.35%	100.00%

16. Publication of Statement of Ownership for a Requester Publication is required and will be printed in the November 2007 issue of this publication.

17. Signature and Title of Editor, Publisher, Business Manager, or Owner
 Jo Ann DeSmet, Sr. Audience Marketing Manager **Date 9-24-07**

I certify that all information furnished on this form is true and complete. I understand that anyone who furnishes false or misleading information on this form or who omits material or information requested on the form may be subject to criminal sanctions (including fines and imprisonment) and/or civil sanctions (including civil penalties).

H.264/AVC decoder MainConcept

Decoder offers real-time decoding speeds in various profiles and levels supported by the standard; enables the user to decode every DVB-S2 channel that broadcasts H.264/AVC; features Baseline, Main and High Profile support, symmetric multiprocessing, hardware decoding, color space converting, deinterlacing, chroma upsampling, fields reordering and MMX, and SSE and SS2 optimizations.


925-463-4857

www.mainconcept.com

pArtScience SpaceCoupler Auralex Acoustics

Wooden acoustical treatment optimizes acoustical environments for a wide range of performance and recording styles; provides an acoustical boundary interaction between loosely coupled spaces; generates a low-level reverberant tail to create a full sound even in small footprint spaces; has passed fire rating tests in accordance with ASTM E84 and acoustical tests in accordance with ISO 17497-1.

317-842-2600; www.auralex.com



SLA8000 Rohde & Schwarz

DAB broadcast transmitter for low-power range of 174MHz to 240MHz can be operated on a desktop or installed in a rack and comes in three power models: 75W, 150W and 300W; features prepared pre-correction curves, an integrated SFM adapter for data synchronization, front-panel LEDs and operation on AC supplies from 90V to 265V; supports N+1 (including 1+1) standby configurations.

410-910-7800

www.rohde-schwarz.com

H3-D Surround Microphone



Holophone

Portable multichannel surround-sound microphone delivers 5.1 channels with no external mixing or signal manipulation required; supports multichannel recording devices; features five mic capsules for the five perimeter channels with a multidirectional pickup pattern and 20Hz to 20KHz frequency response and a discrete LFE microphone with a 20Hz to 100Hz frequency response; includes 15ft Monster cable that terminates in six separate six-pin Neutrik XLR connectors.

416-362-7790; www.holophone.com

subscriptions
subscriptions

Let *Broadcast Engineering* keep you up-to-date on the latest industry news, technology developments, new products and services...and more.

Apply for your free subscription today. Log on to broadcastengineering.com and click on "subscribe."

And...you can also sign up for any of the industry's leading e-newsletters from *Broadcast Engineering*.

broadcastengineering.com

BroadcastEngineering



A PENTON MEDIA PUBLICATION

BroadcastEngineering®

www.broadcastengineering.com

Editorial Director: Brad Dick, brad.dick@penton.com
Editor: World Edition: David Austerberry, editor@broadcastengineeringworld.com
Managing Editor: Susan Anderson, susan.anderson@penton.com
Assoc. Editor: Collin LaJoie, collin.lajoie@penton.com
Assoc. Editor: Angela Snell, angela.snell@penton.com
Assoc. Editor: Spring Suptic, spring.suptic@penton.com
Sr. Art Director: Michael J. Knust, mike.knust@penton.com
Art Director: Robin Metheny, robin.metheny@penton.com
Technical Consultants: Computers & Networking – Brad Gilmer
Antennas/Radiation – Don Markley
Digital Video – Aldo Cugini
Transmission Facilities – Donald L. Markley
Legal – Harry C. Martin
New Technology – John Luff
Industry Watcher – Anthony Gargano
New Media – Craig Birkaier

Division VP/Group Publisher: Jonathan Chalon, jonathan.chalon@penton.com
Marketing Dir.: Kirby Asplund, kirby.asplund@penton.com
Dir. Online Product Development: Dean Muscio, dean.muscio@penton.com
Vice President of Production: Lisa Parks, lisa.parks@penton.com
Production Manager: Kathy Daniels, kathy.daniels@penton.com
Classified Ad Coord.: Sarah Maxey, sarah.maxey@penton.com
Dir. Audience Marketing: Barbara Kummer, barbara.kummer@penton.com
Group Show Director/LD: Sharon Morabito, sharon.morabito@penton.com

Penton Media

Penton Media, Inc.
249 West 17th Street
New York, NY 10011

CEO: John French, john.french@penton.com
CFD: Eric Lundberg, Eric.Lundberg@penton.com
VP, General Counsel: Robert Feinberg, Robert.Feinberg@penton.com

MEMBER ORGANIZATIONS

Sustaining Member of:

- Society of Broadcast Engineers
- Missouri Association of Publications
- Member, American Business Media; Member, BPA International, The Missouri Association of Publications



BE US/Canada SUBSCRIPTION RATES: Free and controlled circulation to qualified subscribers. Non-qualified persons may subscribe at the following rates (Prices subject to change): USA and Canada, 1 year, \$99.00, 2 years, \$171.00, 3 years, \$242.00; Outside USA and Canada, 1 year, \$116, 2 years, \$204.00, 3 years, \$292.00 surface mail (1 year, \$193.00, 2 years, \$347.00, 3 years, \$506.00 airmail delivery).

BE World SUBSCRIPTION RATES: Free and controlled circulation to qualified subscribers. Non-qualified persons may subscribe at the following rates (Prices subject to change): USA, 1 year, \$94.00, 2 years, \$160.00, 3 years, \$226.00; Outside USA, 1 year, \$110, 2 years, \$193.00, 3 years, \$275.00 surface mail (1 year, \$182.00, 2 years, \$336.00, 3 years, \$490.00 airmail delivery).

ARCHIVES AND MICROFORM: This magazine is available for research and retrieval of selected archived articles from leading electronic databases and online search services, including Factiva, LexisNexis and Proquest. For microform availability, contact National Archive Publishing Company at 800-521-0600 or 734-761-4700, or search the Serials in Microform listings at napubco.com.

REPRINTS: Contact FosteReprints to purchase quality custom reprints or e-reprints of articles appearing in this publication at 866-436-8366 (219-879-8366 outside the U.S. and Canada). Instant reprints and permissions may be purchased directly from our Web site; look for the RSCopyright tag appended to the end of each article.

PHOTOCOPIES: Authorization to photocopy articles for internal corporate, personal, or instructional use may be obtained from the Copyright Clearance Center (CCC) at 978-750-8400. Obtain further information at copyright.com.

PRIVACY POLICY: Your privacy is a priority to us. For a detailed privacy statement about privacy and information dissemination practices related to Penton Media products, please visit our Web site at www.penton.com.

EDITORIAL and BUSINESS OFFICE: Penton Media, 9800 Metcalf, Overland Park, Kansas 66212 • 913-341-1300 • penton.com

Copyright 2007, Penton Media, Inc. All rights reserved.

Cypher 4.0 Widevine Technologies

Downloadable conditional-access and DRM system enables telco, cable, Internet, mobile and satellite service providers to support an unlimited number of subscribers and assets using a single content security solution for protecting delivery to all major consumer devices, including set-top boxes, PVRs and PC-based consumer devices; supports more than 40 consumer devices and 12 middleware and 15 VOD vendors; offers more than 900Mb/s encryption and more than 240 channels in a single appliance.

206-254-3000; www.widevine.com

ICR v2.5

Upgrade to industrial content mastering and repurposing workstation enables fully automated content mastering and repurposing with advanced real-time QC monitoring; allows users to create high-quality, error-free digital masters of their content and repurpose them for distribution; supports uncompressed video and codecs, including DV, DVCPRO, QuickTime and Flash video, as well as the MXF file format.

212-481-2416; www.snellwilcox.com

Snell & Wilcox

Nx8600

Liquid-cooled, high-power transmitter supports analog and digital TV standards (ATSC, DVB-T/H) and output power of up to 6kW (digital) or 16kW (analog) in one rack; features typical standby operations offered, including remote maintenance and diagnostics via different interfaces, automatic digital equalization or maintenance during operation; can be operated and monitored via the Internet by Web browser or SNMP protocol.

410-910-7800

www.rohde-schwarz.com

Rohde & Schwarz

DIVAgrid Front Porch Digital

Intelligent nearline storage system scales to deliver increased bandwidth and content protection; contains up to 7TB of RAID 5 protected storage per node; built on a DIVArchive high-bandwidth content movement engine platform; features interoperability with company's in-path content transcoding solution and/or automated quality assurance product, DIVAnalyze.

303-440-7930; www.fpdigital.com

BroadcastEngineering is looking for writers and instructors

- Are you an IT expert?
- Do you have experience in maintaining transmitters? Or digital systems?
- Could you teach someone else electronics?



Broadcast Engineering has many opportunities for you to help others learn broadcast and production technology.

And, you'll make money doing so!

Contact editor@broadcastengineering.com, subject line "Opportunities" for more information.

AJ-HPX3000**Panasonic**

Five-slot, P2 shoulder-mounted camcorder comes equipped with five 32GB P2 cards to allow extended recording times of 320 minutes in AVC-I 50, 160 minutes in AVC-I 100 and 160 minutes in DVCPRO HD; uses three high-density 2.2-million pixel CCDs, 14-bit A/D conversion and 12-pole matrix color correction to produce 4:2:2, 10-bit 1920 x 1080 HD images; achieves a high F10 sensitivity at 2000lux (at 1080) and a minimum illumination of .064lux (at +56db gain-up).

800-528-8601**www.panasonic.com/broadcast****CINEMA 4D R10.5 MAXON Computer**

Enhanced version of the rendering program software features a new DWG import filter, new modeling (connect, dissolve and spin edge) and lighting tools, new MOC-CA tools, accelerated HAIR rendering, and extended functionality in the HUD, which now allows data to be dragged and dropped directly into the viewport; allows multiple users to work on the same project simultaneously by breaking a scene into parts.

877-264-6283; www.maxon.net**Emerge DM2000 Desktop Manager****Avocent**

Ethernet-based switching solution delivers unlimited distance over Ethernet for greater flexibility in the video editing suite and DVI video support for rich media production; provides digital KVM, audio, USB switching and extension with advanced support for extension of USB mass storage devices and widescreen resolutions up to 1366 x 768; operates within the boundaries of a typical IP network with no special infrastructure required.

866-286-2368; www.avocent.com**Networked Broadcast Monitoring System v2.1****Barco**

Hardware/software suite enables operators to monitor the broadcast process more efficiently and visualize real-time video content on rear-screen projection modules or LCD panels; includes standalone display controller and three hot-swappable modules that are front-accessible; NGP-001 Display Controller allows users to display as many as 64 video sources on two high-res screens; eight-channel NGS-103 input module captures SDI and composite video signals, encodes them in JPEG2000 and streams them over a GigE network; NGS-104 Communication and Interface Module and NGS-107 General Purpose IO Module provide connectivity to legacy and third-party equipment.

678-475-8000; www.barco.com**Instant Replay2****360 Systems**

Self-contained production studio and spot player records better-than-CD-quality audio directly to hard disk, edits it and provides playback from 50 hot keys; stores 24 hours of stereo on its large internal hard disk; features a 100Mb Ethernet port for file transfer, 16/24-bit, 44.1/48kHz recording formats, WAV file support and balanced +4dBu and unbalanced -10dBV audio I/O.

818-991-0360; www.360systems.com

Log on to subscribe to any of our award-winning e-newsletters:

- Beyond the Headlines
- RF Update
- News Technology Update
- Sports Technology Update
- Automation Technology Update
- Digital Signage Update
- Audio Technology Update
- HD Technology Update
- ENG Technology Update
- Transition to Digital
- IPTV Update
- Systems Integration
- Show Updates

Get the updates you want delivered right to your inbox.

Now *that's* service.



broadcastengineering.com

BroadcastEngineering



SALE PRICE
\$149 plus S&H
 15 Amp Model*

17-Outlet Power Strip w/LCD Display

SHOWS : Volts, Amps, Watt, VA, Frequency, Power Factor & KWH


A-Neutronics Inc.
 purchase directly
 www.a-neutronics.com or
 toll-free: 1-877-263-8876

*20 Amp Model Also Available!

Register for your chance to WIN a FREE Power Strip!
 www.a-neutronics.com • Promotion Code BE

TALLY MAPPER™

- ◆ Tally Routing & Mapping
- ◆ One Button Operation
- ◆ Store Maps Internally
- ◆ Edit From a PC/Laptop



A Compact Solution, Ideal for Mobile Units and Multiple Production Setups.

Videoframe™
 Control System Solutions
Tel: 530-477-2000
 www.videoframesystems.com

Bumpy road to digital?

February 17, 2009
 HDTV (MPEG4) compliant



USB Equipment for Testing and Validating Digital TV Streams

- Tests cable or terrestrial RF signal integrity
- Tests transport stream integrity
- Analyzes, views, and forwards signal



858-613-1818
www.dveo.com



magnum TSG

HD Test Signal Generator



Multiple Signals & Multiple Standards

<p>Engineer Version</p> <ul style="list-style-type: none"> • 20 SD and HD Standards • 40 Test Signals including Moving Zone Plate* • Lip Sync Test • Keyboard Entered Idents • VITC Generator* • Tri Level Sync Outputs • Audio Tones <p>*Specific to Engineer Version</p>	<p>Facilities Version</p> <ul style="list-style-type: none"> • 20 SD and HD Standards • 8 Simultaneous Signals* • Lip Sync Test • Keyboard Entered Idents • 4 Simultaneous Standards* • Tri Level Sync Outputs • Audio Tones <p>*Specific to Facilities Version</p>
--	---

SHOOTVIEW

Shootview Limited, 87 Cadbury Road, Sunbury, Middlesex TW16 7LS
 Tel: +44 (0) 1932 782823 Fax: +44 (0) 1932 772824
 Email: sales@shootview.com Web: www.shootview.com

Time Code Hassles

TCP-50 \$499



"Universal" Time Code Processor

- Translates between 23.976, 24, 25, 29.97, and 30 fps time codes.
- Adds +/- offset to TC out from TC in.
- Error analyzer detects and displays six common time code errors.
- "Auto" or manual setup modes.

Unconditionally Guaranteed!

HORITA®
 www.horita.com
 (949) 489-0240

For Sale

AcousticsFirst™
 Toll-Free Number: **888-765-2900**
 Full product line for sound control and noise elimination.
 Web: <http://www.acousticsfirst.com>

Career

Where can I find... a new job?
 an engineer?
RESUME Bank
Jobs ONLINE
 www.sbc.org • (317) 846-9000

Help Wanted

BROADCAST MAINTENANCE ENGINEER/TECHNICIAN

CPAC, the Cable Public Affairs Channel, based in Ottawa, Canada is seeking a full time Broadcast Maintenance Engineer/Technician. Candidate must have a post secondary degree in electronics or a related discipline and a minimum of 5 years of experience in the maintenance and operations of a broadcast television facility. Duties include support of a live production environment, repair of all associated broadcast equipment, and assisting with the installation, design, and integration of new facilities. Experience with automation systems, satellite operations, fibre, I.T. networks and administration, Avid NLEs and iNews, are preferred. For full description please visit: www.cpac.ca

Help Wanted

DOVEBid® FEATURED ONLINE AUCTION

BROADCAST EQUIPMENT EXCHANGE #11



Featuring Assets From



Broadcast & Audio / Video Equipment

Bidding Begins: December 4, 2007 • 1am PT

Bidding Ends: December 5, 2007 • 3pm PT

On-Location Preview: By appointment only. For further information, please contact DoveBid Customer Service • Phone: 800.665.1042
 E-mail: customerservice@dovebid.com

Preview Locations: Multiple U.S., Canada & Other Worldwide Locations

A/D Converter; A-B Switch; Analog Distribution Amplifiers; Analog VU Meters; Antenna Management System; Audio Amplifier; Audio Board; Audio Codecs; Audio Compressor/Limiters; Audio Mixers; Audio Monitor Amps; Audio Power Amps; Audio Processor; Audio Routers; Audio Test Sets; Automatic Changeover; Automation Controllers; Base Station; Battery Dock; Betacam SP Video Cassette Recorders; Breakout Panel; Cameras; Camera CCU; Camera Lenses; Camera Support Equip.; Cameras; CD Player; Character Generator; Clean Switch Router PSUs; Color Correctors; Control Panels; CRT Monitors; CRT Touch Screen Monitor; Data Link; Data Routers; Demodulator Units; Digital Audio Codecs; Disc Recorder; Display Processors; Distribution Modules; DV Cam Hard-Disk Recorders; Ethernet-to-Serial Interface; External CD Drive; External Keyer; External SCSI CD Drive; Fademasters; Frames; Frame Syncs; Function Generator; Global VUs; HD Digital Video Interface Unit; Head Control Unit; IDSL Data Set; IFB Junction Boxes & Transmitter; Intercom Key Panels; ISDN Modems; KVM Matrix Switch; Machine Interface; Master Setup Unit; Modems; Multiple CRT Monitors; Portable Clock-Timer; Power Supply; Pro Control Processor; Remote Controls; RF Modulator; Satellite Receivers; Scan Converters; Speakers; Switchers; Sync Pulse Generators; Telephone Interfaces; Test Signal Generators; Time Code Generator; Transcoders; Vectorscope; Video Converter; Video Servers With Profile RAID Storage; Waveform Monitors; Waveform Rasterizers; Wired Intercom Beltpack

www.dovebid.com



CA Bond# 69567717 • A buyer's premium is in effect.

Bloomberg

THE COMPANY

Bloomberg's media services include the global BLOOMBERG NEWS® service with more than 2,000 Professionals in 125 bureaux worldwide; the BLOOMBERG TELEVISION® 24-hour business and financial network produced and distributed worldwide on 10 separate channels in seven languages; BLOOMBERG RADIO services which provide up-to-the-minute news on XM, Sirius and WorldSpace satellite radio around the world and on WBBR 1130AM in New York; and Bloomberg.com, a top-ranked financial news site. In addition, Bloomberg publishes award-winning Bloomberg Markets magazine and BLOOMBERG PRESS® books for investment professionals.

THE ROLE

Bloomberg TV has a challenging opportunity within the Broadcast Engineering Team. The person in this role will be responsible for performing and coordinating maintenance of equipment as needed to support live broadcast operations. We will look to this Engineer to be proactive and troubleshoot production and on-air issues. This individual will also be responsible for updating transmitter/shift logs, conducting tests, diagnostics evaluations, and executing checklists to discover equipment and/or system anomalies. The person in this role will also have the opportunity to coordinate and install new components and systems, as well as to create and update engineering documents and diagrams. The ideal candidate will have a strong knowledge of technical TV and radio broadcasting equipment (including cameras, robotics, VTR's, routing equipment, and production switchers). The candidate should also have knowledge of broadcast automation systems and a thorough understanding of PC hardware and software operations. The person in this role should possess strong troubleshooting skills and have the ability to work independently and quickly in high-pressure situations. The role may include work on evenings, nights, and weekends.

QUALIFICATIONS

- Bachelor's degree or equivalent
- Strong knowledge of technical TV and radio broadcasting equipment
- Flexibility with hours (evenings, nights, weekends)

Interested candidates should apply online by visiting www.bloomberg.com
akaplan4@bloomberg.net • 212-617-5453

Help Wanted

ENGINEER TV NETWORK CN8 THE COMCAST NETWORK

Position Summary: Responsible for maintenance and repair of production and transmission facilities and operations in our Washington, D.C. based studio. Assists in the design, implementation, maintenance, enhancement and troubleshooting of transmission problems, editing workstations, remote production gear, playback systems and live studio functions. Accountable for the DC engineering budget and recommends future enhancements and capital expenditures. Provides engineering support to all CN8 engineering departments as required.

Maintains production and transmission engineering activities for the DC studio; Repairs production and/or transmission equipment as required. Purchases replacement parts as necessary. Manages assigned budget. Maintains relationships with outside vendor sources; Directly involved in the installation, maintenance, testing and repair of equipment and systems and playback (all video equipment); Work is reviewed from a short- to mid-term perspective and against objectives, budgets and schedules. Helps set priorities, with senior engineering management, production and programming; Develops and enforces policies and procedures; Ensure scheduled maintenance and repairs are complete at studio, remote, ENG and editing facilities; Coordinate repairs to studio equipment and editing facilities; Oversee and responsible for technical set-up of studio, remote and ENG facilities; Coordinate with engineering management to achieve repairs and maintenance to facilities outside of his/her skill level; Other duties as assigned. Please apply at www.comcast.com #54103

CHIEF ENGINEER

RAYCOM MEDIA, one of the nation's largest broadcasting groups, with many Southeast stations, is reviewing Chief Engineer candidate resumes for future positions. The Chief Engineer has the responsibility for studio and transmitter operations, technical maintenance, building facilities and information systems. The position is also responsible for involvement in departmental operating and capital budget preparation. This is a very hands on position. You must be able to identify problems and repair equipment for both the studio and transmitter operation. Computer knowledge and information systems support are also part of the position's responsibilities. Candidates with strong technical maintenance skills who would like to become a Chief Engineer are encouraged to apply. Send resume and salary requirements to: chiefengineer@raycommmedia.com EOE/MF/DV

POSITIONS AVAILABLE

Innovative Technologies, Inc. (ITI) a leading-edge systems integrator of television/AV Systems seeks energetic, talented individuals for the following positions: Sr. Broadcast Design Engineer; Sr. Audio Visual Engineer; Integration Manager; Web Developer; A/V Technicians. ITI offers a competitive salary and benefits package. Visit our website at www.iti-corp.com for details. Send resumes to work@iti-corp.com or contact HR at 703.322.9400 x 101 or 127

Help Wanted



Winning Teams

...First Place Opportunities

perform routine maintenance, trouble-shooting and repair of all systems within the facility to ensure consistent quality of broadcasts. Our maintenance group is also responsible for planning and integrating new technologies while providing technical support for all productions including outside clients.

The ideal candidate will have: BS/BA, Technical Degree or Military Training – with SBE Certification and/or FCC General Class License a plus; 3-5+ years of experience as a Technical Maintenance Engineer in a broadcast or cable production facility; component-level maintenance and repair experience on a variety of production equipment including Sony HDCam, Digibeta, Beta SP, production switchers & routers, GV and BTS routing switchers, Chyron Duet and Infnit graphic systems, and Panasonic DVC Pro; thorough knowledge of Windows/Mac/Unix-based operating systems and LAN/WAN platforms; AutoCad proficiency; significant installation/project experience; ability to trouble-shoot and work around problems in a fast-paced live broadcast environment.

MSG Media is a union facility that operates 24 hours a day. Your work schedule will include nights and weekends. Madison Square Garden offers attractive compensation and benefits.

For immediate consideration, please apply online:

- Go to www.thegarden.com
- Click on Employment
- Attach resume, cover letter and salary requirements



MADISON SQUARE GARDEN IS A DRUG-FREE ENVIRONMENT.
EQUAL OPPORTUNITY EMPLOYER M/F/D/V.

www.thegarden.com

CHIEF ENGINEER

We are searching for an engineering professional to work in a state of the art broadcast facility in the Reno Lake Tahoe area. Duties will include maintaining Low and High power UHF transmitters, Wireless Networks and video streaming equipment. This job maintains transmission equipment in multiple locations in the northern Nevada area. Project management experience desired. Good communication skills in corporate environment and professional appearance a must. FCC or SBE certification a plus. Pappas Telecasting is an equal opportunity employer and a drug free environment. Salary DOE. Please send resume to: jocon@pappastv.com

BROADCAST ENGINEER

Outdoor Channel, America's leader in outdoor television, is seeking a Broadcast Engineer at its Temecula, CA Broadcast Center. The ideal candidate will possess experience in broadcast systems ranging from Apple X-SAN Raid, Edit Bay Systems, Station Automation, Play-out servers, Routers, MPEG Video Compression, Satellite Uplinks, Facilities infrastructure maintenance and more. College degree or relevant experience is required. If interested please e-mail resume with cover letter to vwindham@outdoorchannel.com

ASSISTANT DIRECTOR 3

The University of Miami is proud to be recognized as "Company of the Year" by South Florida CEO magazine. It is our core commitment to growth that has earned us this distinct honor, captured the attention of high profile community leaders, and is attracting incredible talent from all over the world.

The Department of Operations and Engineering in the School of Communication at the University of Miami is seeking an assistant director of operations and engineering. This is a highly technical position that would be working closely with the director and be responsible for all the technological needs of the school. Must be able to work with minimal supervision. The ideal candidate will have a High School Diploma or equivalent and a minimum of five years television/film maintenance experience, strong technical skills and two years experience of Information Technology in a digital master control room with video over IP environment. Society Broadcast Engineering certification or Federal Communication Commission license a big plus. Salary: Competitive.

Interested candidates please apply online at www.miami.edu/careers and submit your resume. (Keyword: 000601) EOE/AAE

	Page #	Advertiser Hotline	Website Address
ADC Telecommunications Inc.	39	800-366-3891	adc.com/dontcompromise
AJA Video	69	800-251-4224	aja.com
Autocue	48		ctv.com
Avid Technology	4, 5	800-949-AVID	avid.com/broadcast
Azden Corp.	49	516-328-7500	azden.com
Barco NV	45		barco.com/broadcasting
Belden	79	800-BELDEN1	belden.com
Bird Technologies Group	93	866-695-4569	bird-technologies.com
Blackmagic Design	17		blackmagic-design.com
Broadcast Pix Inc.	65		broadcastpix.com
Calrec Audio Ltd.	51	+44(0)1422842159	calrec.com
Canare Cable Inc.	72	973-837-0070	canare.com
Canon Broadcast	19	800-321-4388	canonobeam.com
Clear-Com Communication Systems	57	510-496-6600	clearcom.com
Dolby Laboratories Inc.	15		dolby.com
The Durst Organization	30	212-789-1155	durst.org
Ensemble Designs	75	530-478-1830	ensembledesigns.com
ERI Electronics Research Inc.	101	877-ERI-LINE	erinc.com
ESE	85	310-322-2136	ese-web.com
Euphonix	43	650-855-0400	euphonix.com
Evertz Microsystems Ltd.	25, 18C	877-995-3700	evertz.com
Florical Systems Inc.	71	352-372-8326	florical.com
For. A Corporation of America	87	714-894-3311	for-a.com
Front Porch Digital	68		fpdigital.com
Harris	3	800-231-9673	broadcast.harris.com/centrio
Harris	8C	800-231-9673	broadcast.harris.com/nexio
Iconix Video Inc.	35	800-783-1080	iconixvideo.com
IDX Systems Technology	81	310-891-2800	idx.tv
Ikegami Electronics	13	201-368-9171	ikegami.com
Lawo North America Corp.	89	416-292-0078	lawo.ca
Marshall Electronics Inc.	70	800-800-6608	lcdracks.com
Matrox Electronic Systems	29	800-361-4903	matrox.com/video
Maxell Corp. of America	9		maxell.com
Microwave Radio Communications	64		mrcbroadcast.com
Middle Atlantic Products Inc.	83	800-266-7225	middleatlantic.com
Miranda Technologies Inc.	11	514-333-1772	miranda.com/xvp
Network Electronics	46	800-420-5909	network-electronics.com
NVision Inc.	41	800-860-HDTV	nvision.tv/f2b
*NVision Inc.	59-62	800-860-HDTV	nvision.tv/f2b
OBOR Digital	92	407-352-6501	obordigital.com
Omneon	23	866-861-5690	omneon.com/mediadeckfits
Opticomm Corp.	78	858-450-0143	opticomm.com
Otari Inc.	16	818-734-1785	otari.com
Panasonic Broadcast	7	800-528-8601	panasonic.com/broadcast
Prism Sound	99	973-983-9577	prismsound.com
Pro-Bel	77		pro-bel.com
Quantel Ltd.	53		quantel.com
Qustream	91	800-328-1008	qustream.com
Riedel Communications	63	914-592-0220	riedel.net
Rohde & Schwarz	55	888-837-8772	test-rsa.com/etltv/be1107
Sachtler	47	845-268-0100	sachtler.us
Sennheiser Electronic	27		sennheiser.com
Sony Electronics Inc.	21	201-930-6575	sony.com/devicemonitor
Sony Electronics Inc.	32-33		sony.com/prohdna
Streambox	26	206-956-0544	streambox.com
Sundance Digital	38	972-444-8442	sundancedigital.com
TBC Consoles Inc.	84	1-888-console	tbconsoles.com
Triveni Digital	42		trivenidigital.com/2009/compliant.asp
Utah Scientific	31	800-453-8782	utahscientific.com
VCI	58	512-837-3737	vcisolutions.com/autoxe.html
Vinten Radamec	95	845-268-0100	vintenradamec.com
Wheatstone Corporation	1FC	252-638-7000	wheatstone.com
Wohler Technologies Inc.	56	888 5 WOHLER	wohler.com
Yamaha Commercial Audio	37		yamahaca.com
360 Systems	73	818-991-0360	360systems.com

*Denotes ad placement in only selected editions of this month's magazine.

SALES OFFICES

US/CANADA WEST

George Watts III
(360) 546-0379; Fax: (360) 546-0388
georgeww3@aol.com

EAST

Josh Gordon
(718) 802-0488; Fax: (718) 522-4751
jgordon5@bellatlantic.net

MIDWEST

Emily Kalmus
(312) 840-8492; Fax: (913) 514-6301
emily.kalmus@penton.com

INTERNATIONAL EUROPE

Richard Woolley
+44-1295-278-407
Fax: +44-1295-278-408
richardwoolley@btclick.com

Israel

Asa Talbar
Talbar Media
+972-3-5629565; Fax: +972-3-5629567
talbar@inter.net.il

JAPAN

Mashy Yoshikawa
Orient Echo, Inc.
+81-3-3235-5961; Fax: +81-3-3235-5852
mashy@fa2.so-net.ne.jp

CLASSIFIED ADVERTISING

Susan Schaefer
(484) 478-0154
Fax: (484) 478-0179
susan.schaefer@penton.com

REPRINTS

FosteReprints
(866) 436-8366;
International inquiries, (219) 879-8366

LIST RENTAL SERVICES

Marie Briganti, Walter Karl
(845) 620-0700
(845) 620-1885
marie.briganti@walterkarl.infousa.com

Customer Service: 913-967-1707 or 800-441-0294

Broadcast Engineering, November 2007, Vol. 49, No. 11 (ISSN 0007-1994) is published monthly and mailed free to qualified persons by Penton Media, Inc. 9800 Metcalf Ave., Overland Park, KS 66212-2216. Periodicals postage paid at Shawnee Mission, KS, and additional mailing offices. Canadian Post Publications Mail Agreement No. 40597023. Canada return address: Bleuchip International, P.O. Box 25542, London, ON N6C 6B2. POSTMASTER: Send address changes to Broadcast Engineering, P.O. Box 2100, Skokie, IL 60076-7900 USA. CORRESPONDENCE: Editorial and Advertising: 9800 Metcalf, Overland Park, KS 66212-2216 Phone: 913-341-1300, Edit. fax: 913-967-1905. Advert. fax: 913-967-1904. © 2007 by Penton Media, Inc. All rights reserved.

Live, via satellite!

It's the technology we take for granted.

BY ANTHONY R. GARGANO

A largely unheralded 50th anniversary passed us by last month. On Oct. 4, 1957, Americans woke up to headlines that the Soviet Union had successfully launched the world's first space satellite. Not much of a payload by today's standards, Sputnik I was a basketball-size, 183lb orb that contained what would be viewed today as a Stone Age telemetry transmission capability.

Leading up to Sputnik

The Sputnik launch was rooted in events that had occurred several years earlier. In 1952, the International Council of Scientific Unions decided to establish July 1, 1957, through Dec. 31, 1958, as the International Geophysical Year (IGY). The period was selected to coincide with the predicted peak timing of the current sunspot cycle. Subsequently, in October 1954, the council challenged its members to launch an artificial earth satellite during the IGY for the purpose of mapping the earth's surface.

On July 29, 1955, the White House confidently announced plans to launch an earth-orbiting satellite. This new satellite program was intended to be the U.S. contribution to the IGY, and the White House said that the scientific data would benefit scientists of all nations.

In that era of A-bomb shelters and air raid drills, such a success by our reviled cold war enemy was the height of embarrassment to the United States. The Russians quickly trumped Sputnik I the next month when they launched another Sputnik satellite. The world was stunned on Nov. 3, 1957, when Sputnik II, a half-ton satellite, carried the first living passenger into space — Laika, a stray dog from the streets of Moscow. The U.S. embarrassment was prolonged when

it failed its first attempt to launch a satellite in December 1957. Finally, on Jan. 31, 1958, the United States successfully launched Explorer I.

This began the space age and the evolution of satellite technology to the state of the art we know today. But think about what it was like to

The "Times" reported that CBS' coverage of the coronation was the "birth of international television."

provide up-to-the-minute broadcast coverage in the days before there was a plethora of satellites, with transponders available for easy scheduling, enabling live coverage of events around the world.

The real-time race

Satellite coverage of the wedding of Prince Charles and Lady Diana Spencer enabled the largest audience ever, an estimated 750 million people worldwide, to watch the fairytale spectacle ploy in real time. The challenge of that broadcast was a far cry from the one faced by CBS and NBC news departments when some years earlier, during those Byzantine-era presatellite days, the networks struggled to provide same-day coverage of the coronation of Queen Elizabeth II in London.

In order to provide the first same-day coverage of an event on another continent, the networks undertook a planning and logistics nightmare. The year was 1953, the introduction of videotape was still several years away, and film and kinescope capture ruled. The networks sent production teams to London, chartered aircraft with seats removed to make room for film processing and editing equip-

ment, and the race was on between CBS and NBC to see who could air the first coronation footage. One of the more comical episodes, although I am sure not comical to those involved, occurred at the conclusion of the coronation when the taxi rushing the CBS film and crew to London's Heathrow Airport ran out of gas!

Interestingly, although it was NBC who edged out CBS by just minutes to be first on-air with coronation footage, it was the Canadian

Broadcasting Corporation (CBC) that had actually trumped both of the U.S. television networks.

The CBC aired film that had been flown from London to Goose Bay, Canada; Goose Bay to Labrador, Canada, by jet aircraft; on to Montreal by Canadian fighter jets and then helicoptered to the CBC network facility. Determining in the final minutes that CBS was about to beat them, after several frantic phone calls, NBC secured the lines and the OK to pick up and air the CBC's coverage. A hollow NBC victory at best, it was CBS that aired its own shot and edited film report of the coronation during its evening broadcast and earned plaudits in the following day's "New York Times." The June 3 edition of the "Times" reported that CBS' coverage of the coronation was the "birth of international television."

Sputnik I's batteries ran out by Oct. 26, 1957. With a useful life of just 22 days, we have come a long way since that first historic and shortly lived beep ... beep ... beep ... **BE**

Anthony R. Gargano is a consultant and former industry executive.

? Send questions and comments to:
anthony.gargano@penton.com

512 INPUTS ON ANY OF 64 DISPLAYS*

MVP™ Multi-Image Display & Monitoring System

*As installed in a major network.



BECAUSE SIZE DOES MATTER

Key MVP™ Features:

VBI data (Closed Captioning, Program Rating, etc.) signal decoding, monitoring & display

Up to 120 Unique inputs displayed on a single output

Auto-sensing Hi/SD/Analog video on same BNC

Selectable or detectable aspect ratios for customized display of video inputs

Aspect ratio markers



On-screen docks and counters with external LTC reference and configurable offsets

Computer graphic inputs up to UXGA resolution

Multiple, user-configurable static/dynamic UMDs, on-screen text tallies, fault messages, borders and background images with transparency control

Up to 4 AES or 4 stereo analog pair audio level with phase correlation metering

Dolby® E metadata decode/display

Processors / Monitoring & Control / Fiber / Master Control & Branding / Time Code / Distribution & Conversion / Multi-Format Routing / Management Software

See us at I/ITSEC 2007 - Booth #3544

1-877-995-3700 • www.evertz.com

evertz

US & International Sales
905.335.3700
sales@evertz.com

US West Coast Sales
818.558.3910
LASales@evertz.com

New York Sales
newyorksales@evertz.com

Asia Pacific Sales
asiapacificsales@evertz.com

Washington DC Sales
703.330.8600
dcesales@evertz.com

UK Sales
011 44 118 935 0200
uksales@evertz.com

Meet the next-generation video server.



POWER UP WITH NEXIO AMP™ — THE ADVANCED MEDIA PLATFORM.

NEXIO AMP™ is here... and all the rules have changed.

Featuring the industry's most advanced HD/SD server architecture, best-in-class storage protection and a comprehensive range of integrated media services, NEXIO AMP™ does much more than simplify your workflow. It provides higher availability to your content and speeds up the deployment of new channels.

Take on broadcasting's toughest challenges and change the way you think about video servers — with NEXIO AMP™.

To learn more, visit www.broadcast.harris.com/nexio.

Canada +1 800 387 0233 | USA East +1 800 231 9673 | USA West +1 888 843 7004 | Latin America +1 786 437 1960

Harris is the ONE company delivering interoperable workflow solutions across the entire broadcast delivery chain with a single, integrated approach.

Business Operations • Media Management • NEWSROOMS & EDITING • Core Processing • CHANNEL RELEASE • Media Transport • Transmission

HARRIS®

assuredcommunications®

Broadcast Communications • Defense Communications Systems • Government Communication Systems • Harris Stratex Networks

www.harris.com