

# Broadcast Engineering®

THE JOURNAL OF DIGITAL TELEVISION

## NESN hits an HD home run

The network will produce 1200 HD programs this year



**THE 2GHz  
RELOCATION:**  
A midterm report card

**DIGITAL ASSET  
MANAGEMENT**  
Why DAM projects often fail



# **D-12: Compact Enough for OB Powerful Enough for Breaking News**




*The D-12  
Digital Audio  
Control Surface*

- mixing router based topology
- 5.1 surround sound plus 3 stereo masters
- COMPACT – 32 faders – 53" wide/32" deep/9" high
- router based source/destination selection
- paging channel strips – 64 channels on 32 faders
- scalable – up to 64 input faders
- routable mixes
- event storage and recall
- eight stereo subgroup mixes
- eight stereo sends
- eight mix-minus outputs (can be expanded)
- four DCM faders (digitally controlled groups)
- Bus-Minus (w/TB & solo) on every input (direct out)
- pan/bal, blend, mode, EQ/dynamics on every input
- delay inputs or outputs (frames or milliseconds)
- fullscale digital peak and VU metering
- two studios, CR and HDPN/Studio 3 monitors
- talkback communication (programmable)
- mix follows talent / logic follows source
- 12 user-programmable switches (comm, salvos, triggers, etc.)
- automatic failsafe DSP card option
- automatic failsafe CPU card option
- redundant power supply option
- switched meters with system wide access (including all console inputs and outputs)
- dedicated master, group and DCM faders (no fader sharing)
- motorized faders
- pageable fader option
- dedicated LCD display per function (EQ, Pan, Dynamics)
- multiple surfaces can share I/O

***With thousands of digital consoles installed, trust Wheatstone for your next project!***

THE DIGITAL AUDIO LEADER

 **Wheatstone**



*Connecting content to revenue.  
Just what you'd expect from Harris.*

*Airtime Sales   Scheduling   Media Ingest   Digital Asset Management   Payout Automation   Intelligent Transport*

At Harris, we're creating the blueprint for digital content management and delivery. And we've given it a name. We call it the H-Class Content Delivery Platform and applications suite. The H-Class Platform makes it possible to easily repurpose, duplicate, convert, and multi-source content within one flexible, shared services platform. By integrating the content-aware H-Class Platform, you'll be empowered to take full advantage of the business models vital for today and into the future. As you add H-Class applications to your operation, more opportunities will emerge to connect content to revenue. Ask a Harris representative how you can connect your content to revenue with the H-Class Platform and applications. Visit [www.broadcast.harris.com/h-class](http://www.broadcast.harris.com/h-class)

INTERPLAY™





**Introducing the world's first nonlinear workflow engine.**

*The right media. The right resolution. The right version. Right away.*  
You'll never work with media the same way again. See why at [www.avid.com/interplay](http://www.avid.com/interplay)

**Avid.**  
do more™

© 2006 Avid Technology, Inc. All rights reserved. Product features, specifications, system requirements, and availability are subject to change without notice. Avid, do more, and Interplay are either registered trademarks or trademarks of Avid Technology, Inc. or its subsidiaries in the United States and/or other countries. All other trademarks contained herein are the property of their respective owners.

# Broadcast Engineering

THE JOURNAL OF DIGITAL TELEVISION

CONTENTS

## FEATURES

### 50 The 2GHz relocation: A midterm report card

By George Maier

Sprint Nextel has until Sept. 7, 2007, to replace stations' ENG equipment and change frequencies. Read here to find out far along that transition is.

### 58 Planning for effective digital asset management



By Alan Sawyer

The author presents common reasons why DAM projects underachieve or fail altogether and includes suggestions for a successful system.

### 68 Special report: Choosing a lens for the new HD studio

By Larry Thorpe and Gordon Tubbs

Find out whether you should use a studio lens or EFP/ENG lens in your HDTV news studio.



## BEYOND THE HEADLINES

Download

### 14 Mobile madness

FCC Update

### 20 FCC cleans up MDS and ITFS service rules

## DIGITAL HANDBOOK

Transition to Digital

### 22 HDTV data multiplexing

Computers & Networks

### 28 Network security

Production Clips

### 34 Audio console trends

### ON THE COVER:

The New England Sports Network (NESN), home to the Boston Red Sox and Boston Bruins, recently completed a new state-of-the-art facility that will allow it to produce all in-house programming in HD. Photo by Dave King.

(continued on page 8)

# Communication reliability...



...not just because your show depends upon it,  
but because lives depend upon it.



For the last 30 years, Clear-Com established its reputation as the most reliable intercom solution in the broadcast industry. Our innovative solutions are actively being sought by industries where mission critical means more than just a job is at stake.

Our Eclipse digital matrix family, CellCom and Party-Line intercom solutions have become the lifeline for aerospace, military, air traffic control, and public safety applications around the globe... no wonder it's still the most trusted solution for television production.

**Clear-Com. When clarity counts.**

**Come see us at IBC in Hall 11, Booth no: 521**

**Vitec Group Communications**

4065 Hollis Street, Emeryville, California 94608, United States  
Tel: +1.510.496.6600 Fax: +1.510.496.6699

# Broadcast Engineering

THE JOURNAL OF DIGITAL TELEVISION

# CONTENTS

## SYSTEMS DESIGN & INTEGRATION

**42** Systems Design Showcase  
**NESN hits a home run with its new HD facility**


**38** Transmission & Distribution  
**Transmitters: The new ones are bigger**



38



76



10

## NEW PRODUCTS & REVIEWS

### Applied Technology

**76** IPTV's key building blocks

### Technology in Transition

**80** Video routing

### New Products

**84** Thomson Grass Valley's Indigo AV Mixer and more ...

## DEPARTMENTS

- 10** Editorial
- 12** Reader Feedback
- 86** Classifieds
- 89** Advertisers Index
- 90** EOM

## Freezeframe

Name the seven layers of the OSI protocol.

This question is answered in chapter six of Al Kovalick's new book, *Video systems in an IT environment*.

Readers submitting winning entries will be entered into a drawing for *Broadcast Engineering* T-shirts. Enter by e-mail. Title your entry "Freezeframe-July" in the subject field and send it to: editor@prism2b.com. Correct answers received by Sept. 1, 2006, are eligible to win.


## March Freezeframe

Q. What is another common name for a bidirectionally predictive-coded picture?  
 A. B-picture

## Winners:

Tim Costley, David Driessen, John Harris, Art Noto, Roger Wilcox, Robert Yent





# MAXIMUM PERFORMANCE BROADCAST PRODUCTS

For over 30 years, Maxell's innovative technologies have provided broadcast professionals with the highest levels of quality, stability and reliability. That's why we're one of the leading blank media brands for television commercial duplication and playback-to-air, as well as acquisition, editing, post-production and archiving. Moreover, all of our products are backed by Maxell's superior customer service and unsurpassed product warranties. So when you choose Maxell, you've chosen maximum performance products from the maximum performance brand.



## Let me service pack you



**H**ave you ever installed an upgrade service pack on your computer? How'd it go? Perhaps like me, less than perfect. After installing Microsoft's SP2 on my Media Edition computer, the printers stopped working properly. Even with new drivers, every print job waited 45 seconds before it would start.



Never cured the problem. Shortly after the printers died, so did the hard drive. Even a \$400 clean-room inspection couldn't recover any of my data. Was the service pack the culprit?

Sony recently had to upgrade the software in a series of new televisions. Consumers discovered that after the TVs had run 1200 hours, they couldn't be turned off. The company had to send Flash memory sticks to 18,000 customers to fix the problem. Expensive.

Thankfully, there's now another way to upgrade the software in your TV set remotely. A company called Update Logic has proposed what it believes is a better way to upgrade software in televisions. Hidden on each local PBS station's VBI will be data that the set maker can use to change your TV's software. The idea is that Update Logic can deliver and install software updates to millions of DTV sets at a fraction of the cost and time to send out Flash cards. The company

claims it will reduce manufacturers' costs and "increase the reliability of digital televisions."

What I'm missing is how updating the software in my TV set makes it more reliable. Sounds to me like the set makers aren't too sure about how this whole analog switch off is going to go come Feb. 17, 2009. We know the analog sets will go dark. But, what if the digital ones quit too?

Maybe the set makers are afraid that all hell will break loose if over-the-air ATSC doesn't work for millions of viewers. At least this way (maybe) they've got a back door way to jimmy the TV sets, hoping to make them work — at least a little bit.

But, what if this whole upgrade thing is much more ominous? What if the set makers have a larger agenda? Sony could use the software download to insert subliminal messages on its sets that say, "You need to buy a new Sony TV. Spend lots of money."

What if RCA wanted to make your set obsolete? Your HDTV may only be two years old, but now it's 2007 and the company wants you to buy a new one. Instead of using a subliminal message, maybe RCA just gradually reduces the display resolution from 1080 lines to 480 lines or adds some jitter to the picture.

A set maker could secretly reprogram all sets more than two years old to suddenly begin having reception or display problems. With a software tweak, the TV set could begin randomly changing channels or the volume becomes erratic, going up and down.

What if someone hacked the system software and was able to turn all TV sets to a specific channel — or to turn them all off? Suddenly, without warning ... America's television sets go dark. No audio. No video. No "24" or "CSI" or "American Idol."

No TV! Hmm, on second thought that might be an upgrade I could go for.

**BE**

*Broad Dick*

editorial director

Send comments to: • [editor@prismb2b.com](mailto:editor@prismb2b.com) • [www.broadcastengineering.com](http://www.broadcastengineering.com)

**PLAYOUT  
SERVER**



**CHANNEL  
BRANDING**



## Server, graphics & automation: one box

**Xstation** is a unique 'Channel in a box' system that simplifies the playout of specialty channels and DTV sub-channels. It combines an HD/SD playout server with advanced, template-driven channel branding, and easy playlist control. With Xstation, you can quickly create data-driven graphics and build traffic

schedules, combining long-form clip playback, promos, and commercials, as well as logos, crawls, Emergency Alerts, data tickers and DVE transitions. Graphics rendering, audio mixing and playback performance are unsurpassed. So if you're looking to deliver more television channels, call Miranda.

**Miranda**

Tel.: 514.333.1772 | [ussales@miranda.com](mailto:ussales@miranda.com)  
[www.miranda.com/xstation](http://www.miranda.com/xstation)

FOR THE CHANGING FACE OF TELEVISION



## Behind the VEIL

Editor:

I enjoyed your April 2006 editorial "Behind the VEIL."

I'm sick of the hysteria of Hollywood and the music industry. Recently, some music I had legally downloaded and paid for was destroyed when my computer crashed.

Unfortunately, I didn't have the music backed up, and the transferred files would not play without the "licenses," which I never was able to figure how to move to my new machine.

What did I lose? Some 1940s big band music. I can't even remember the artists' names, but the owners weren't cheated of their 2-or 3-cent cut, no sir!

ANDY  
WVCY-TV  
MILWAUKEE

## The missing link

Editor:

Most of your articles relating to manufacturers' products contain a Web site link. However, these links are generally to the home page of the manufacturer's site, not the specific product, causing me to spend an untold amount of time searching the site for the product.

Many times — no, most times — the product cannot be found at all, leaving me frustrated and vowing to never visit the site again.

If the current methods are dictated by advertisers' demands, it may behoove you to point out to them that today's busy professionals are seeking targeted information and are not, in fact, engaged in an impulse shopping spree through Wal-Mart.

In my estimation, it would be a great benefit to your readers if the link would actually bring up the product page of the item in the story or ad, instead of squandering my time.

TOM INGLEDEW  
LONG RUN PRODUCTIONS  
MINNEAPOLIS

Editorial Director Brad Dick responds:

I understand your position. However, sometimes we get the information to you before vendors even update their own Web sites. In other cases, the link you see is the one the manufacturer requests we use. I agree that a general [www.xyzcompany.com](http://www.xyzcompany.com) link can leave you scratching your head as to where the desired information may be hiding on a vendor's site.

## Too many clicks

Editor:

Why do your Web developers force us to click on every single article to read your e-newsletters? I liked the old layout, where I could select the first article and have all of the articles available below it. It was an easy way to print and distribute industry news to master control operators who might not otherwise read this material.

At least give me the option to print all the articles at once if I want to; otherwise, my guys are going to waste a lot of time going back and forth looking for articles.

Not everything is better in an all-online environment.

JERRY PAONESSA  
ENGINEERING SUPERVISOR  
KENS-TV/DT

Editorial Director Brad Dick responds:

Unfortunately, print editors don't have much control over the mechanics of the Web site. However, rest assured, we'll always do our best to enhance the reader's Web experiences.

## Unsubstantiated promises

Editor:

In the April 6, 2006, "RF Update" e-newsletter article "Unlicensed devices pose interference threat to DTV, says Hubbard," Robert Hubbard says, "MSTV respectfully submits that the public's spectrum resource should be managed based on facts and engineering science, not on unsubstantiated promises."

Since when have broadcasters cared about their OTA spectrum? Where was Hubbard and MSTV when 8VSB was being picked as the U.S. modulation? Talk about "unsubstantiated promises."

I suggest that broadcasters lost all credibility as to their concern over their OTA spectrum when they let special interest steamroll the choice of 8VSB in Congress and at the FCC.

Let other people use this spectrum as much as possible. The little interference that it causes is nothing compared to the reception problems of 8VSB.

When broadcasters advocate for a change in modulation and codec so that they can have the best tools to use with their OTA spectrum, I will take their whining seriously.

BOB MILLER

## Test Your Knowledge!

See the FreezeFrame question of the month on page 8 and enter to win a Broadcast Engineering T-shirt.

Send answers to [editor@prism2b.com](mailto:editor@prism2b.com)

**New rules. No limits.**



## *infinity* SERIES

**Power of Choice**  
Choice of video formats  
Choice of compression codecs  
Choice of recording media  
Choice of connectivity  
Choice of workflows

Grass Valley™ has taken a monumental leap in redefining our role as a technology provider and our responsibility to our customers. For many years, limitations such as dictated formats, proprietary technologies, and closed solutions have caused frustration and workflow inefficiencies. The time has come to break down old barriers and open up the bottlenecks.

The Grass Valley Infinity™ Series is a revolutionary IT-immersed ENG/EFP product line that creates a truly open solution—one that avoids proprietary approaches and uses advanced technologies in new ways to give you the power of choice. Choice of video formats. Choice in compression codecs. Choice in recording media. Choice in connectivity. The Infinity Series line represents a whole new way of thinking for the video industry by taking advantage of IT benefits in many ways. For more information visit [www.thomsongrassvalley.com/infinity](http://www.thomsongrassvalley.com/infinity)

 grass valley

**THOMSON**  
images & beyond

# Mobile madness

BY CRAIG BIRKMAIER

**W**hat is all the fuss about mobile TV? At NAB2006, the topic of mobile video broadcasting created quite a buzz. The NAB Multimedia World Conference included a full day track, the Mobile Video & TV Forum. As this column related last month, the TV industry is finally realizing that mobile TV is a unique market, with unique programming requirements. It's as if the entire concept of broadcasting to small mobile receivers is a 21st century breakthrough. Haven't these people heard of the Sony Watchman?

Portable TVs have been around since the earliest days of NTSC broadcasts. In 1982, Sony introduced the Watchman fd210, with its tiny 2in B&W CRT display. For the past two decades, pocket TVs cost less than \$200, often less than \$100. Yet these tiny TVs have been an equally tiny niche of the global market for broadcast TV receivers. Apparently, the ability to pull TV pictures out of the air for free

has not been all that compelling.

Then again, with multichannel TV services now in more than 80 percent of U.S. homes, one could argue



Mobile TV isn't new. In 1982, the Sony Watchman allowed consumers to watch NTSC broadcasts virtually anywhere.

that pulling free TV from the air is not a high priority for consumers, who now spend hundreds, even

thousands, of dollars each year for TV entertainment content viewed in homes, cars, and more recently PCs and cell phones.

Considering the low cost and complexity of an analog pocket TV, it seems relevant to ask if there is really a market for mobile TVs. You'll see them occasionally at sporting events, but it is rare to see them dangling from peoples' necks such as the portable music players that have multiplied like rabbits in recent years. Yet the notion of delivering video content to cell phones, PDAs and notebook computers has gained tremendous currency.

To be fair, NTSC never worked well in mobile environments, despite all of the gull wing TV antennas seen on limos. And critics are quick to point out that watching TV while driving, or even walking down the street, can be dangerous, even illegal.

What we're really talking about when we explore mobile broadcasting's potential is supporting true portability for passengers in cars, trains, boats and so on. The obvious appeal is to reach these viewers while they are commuting, traveling and shopping. It is also important to note that these mobile broadcasts may include a variety of services, such as audio and video entertainment, news and information services, and data services that can be pushed to mobile Web browsers.

## Monetizing the spectrum

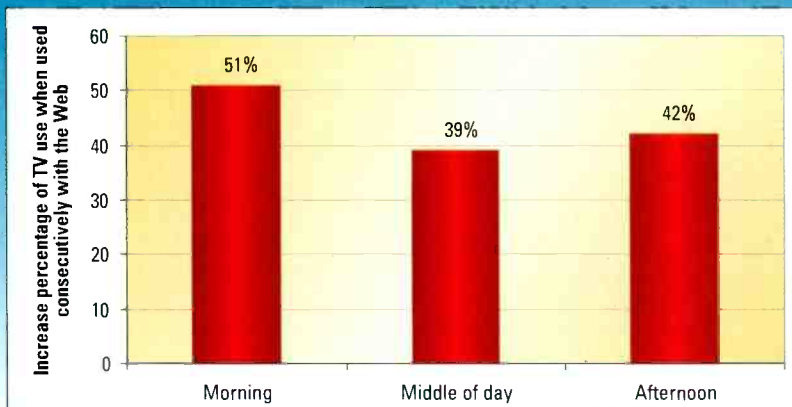
Currency may well be the operative word here. Terrestrial U.S. broadcasters hadn't paid much attention to the mobile market. They focused on the fixed receiver market, where Nielsen measures ratings. Only in recent years has Nielsen begun tracking TV



## FRAME GRAB A look at the issues driving today's technology

### Consumers use Web consecutively with TV

Web use increases the reach of TV by 51 percent in the morning



Source: Online Publisher's Association

www.online-publishers.org

From the umpire's call to the roar of the crowd,  
nothing delivers surround sound like Dolby® E.



Today's HDTV viewers expect surround sound with their programming, and Dolby® E makes it happen. With Dolby E you can easily deliver surround sound from the remote truck to the network, from the network to the local station, and within cable and satellite operations. Dolby E converts your two-channel broadcast plant to a multichannel audio facility.

Dolby E carries audio metadata to ensure the integrity of your program's original sound. It automatically controls the complete audio delivery path—from production to the viewer's home. And with all the other broadcast products now incorporating Dolby E, you can deliver surround sound more easily than ever. Join the hundreds of broadcast and postproduction facilities that already know how well Dolby E delivers. It's the right call to make.

[www.dolby.com/tvaudio](http://www.dolby.com/tvaudio)

Dolby and the double-D symbol are registered trademarks of Dolby Laboratories.  
© 2005 Dolby Laboratories, Inc. All rights reserved. S05/16322



viewing away from home in commercial establishments, such as restaurants and sports bars. And U.S. broadcasters have paid little for the use of a valuable public resource. They've enjoyed the use of a broad swath of

developing terrestrial digital broadcast standards with the ability to support mobile reception, U.S. broadcasters optimized the ATSC standard for fixed receivers to carry the maximum bit payload for HDTV. Unless things

constantly looking for new sources of revenue. These billions — and the accrued interest on the spectrum investment — must be recovered by the successful bidders, along with the cost of the transmission infrastructures they build, operating costs and profits.

One of the most significant operating costs for a mobile broadcast system is for the delivered content. The ability to collect fees from consumers (monthly subscriptions or per use charges) is one of the primary reasons that the content conglomerates have little interest in enabling existing terrestrial broadcasters to serve the mobile market with "free" advertiser-supported mobile broadcasts. Broadcasters currently lack the transaction networks and customer support infrastructure needed to offer subscription- and fee-based services.

As things stand today, there are three companies vying to serve the mobile broadcast market, two of which have spent billions for small slices of spectrum in the 700MHz band. As the rest of this band is recovered from terrestrial broadcasters, we may see additional entrants. However, much of this spectrum is likely to be acquired by existing cellular operators to expand the currently overtaxed capacity of their networks.

QUALCOMM is building a national network using 6MHz of spectrum currently occupied by UHF channel 55 in many markets. Its MediaFLO subsidiary will operate the network, partnering with cellular operators



**Nokia has been at the forefront of mobile TV broadcasting in Europe, offering handsets for the DVB-H standard that will be used by Modeo (formerly Crown Castle) and Aloha Partners in the U.S.**

beachfront spectrum resources without paying hefty fees for its use.

When broadcasters in the United States developed the ATSC digital television standards, the focus was entirely on HDTV and fixed reception. The standard testing configuration was an outside antenna on a 30ft mast. HDTV was to be a service for fixed receivers (for big-screen TVs). SDTV formats were added to the ATSC standard in 1995, just before Congress authorized the service.

But reception and formats are decoupled in digital television. A digital broadcast can carry anything that can be represented with bits — data, audio, video, still images, Web pages, etc. The ability to receive these bits is entirely dependent on the modulation technology and the transmission infrastructure.

While other areas of the world were

change, terrestrial broadcasters in the United States will be watching from the sidelines as new competitors use the reclaimed spectrum to develop services targeted at the wireless market, such as cellular telephony, wireless data, audio and video.


But this recovered spectrum doesn't come cheap. The demand for spec-

**Unless things change, terrestrial broadcasters in the United States will be watching from the sidelines.**

trum in the UHF bands is intense, due in large part to the improved propagation characteristics of this band relative to the higher frequencies that have been opened up for mobile telephony. Spectrum auctions in the 700MHz band have produced billions in revenue for politicians, who are

across the nation to deliver approximately 20 video channels and 10 audio channels to mobile receivers. The system will typically use a single frequency network with two or three medium-powered (50kW) transmitters per market; gap fillers are planned as the system matures. QUALCOMM





# Only DeckLink HD Extreme has SDI and analog connections in HD and SD for only \$995!



The new DeckLink HD Extreme features both SDI and analog I/O connections that instantly switch between HD and SD. Use with the latest PCI Express Mac and Windows computers for the world's highest quality editing, effects and broadcast paint solution.

### Connect to any Deck, Camera or Monitor

DeckLink HD Extreme supports standard and high definition SDI 4:2:2 and analog YUV, as well as NTSC/PAL and S-Video in and out. DeckLink HD Extreme also features 2 channel AES audio and professional analog stereo XLR audio in and out. An RS-422 port is included for controlling broadcast decks and a genlock/HD tri-sync input for connecting to large broadcast systems.



### High Definition and Standard Definition

If you're moving between SD and HD, DeckLink HD Extreme's SDI and analog component YUV connections will switch standards instantly. Work with the widest range of equipment, such as Betacam SP, HD set top boxes, HDV cameras, Digital Betacam, HDCAM, D5, HDCAM SR 4:2:2 and more.



### World's Highest Quality

DeckLink HD Extreme works natively in 10 bit 4:2:2 and features the industry's only true 14 bit analog conversion with uncompressed video capture/playback. With uncompressed 10 bit capture and playback, you'll always retain that pristine film look.

### Compatible with Popular Video Software

DeckLink HD Extreme gives you the freedom to move between platforms with drivers for PCI Express Apple Mac OS X™ and Microsoft Windows™ systems. Use your favorite video software such as Final Cut Pro™, Premiere Pro™, After Effects™, Photoshop™, Shake™, Combustion™ and many more.



DeckLink HD Extreme  
**US\$995**

Learn more today at [www.blackmagic-design.com](http://www.blackmagic-design.com)

demonstrated the MediaFLO technology during NAB2006.

The MediaFLO technology is proprietary; however, it uses the same Orthogonal Frequency Division Multiplexing (OFDM) modulation techniques used by Digital Video



In 1999, this Nokia Mediascreen prototype offered demonstrations of portable and mobile reception of DVB-T at NAB.

Broadcast-Handheld (DVB-H) and Integrated Services Mobile Broadcasting-Terrestrial (ISDB-T). DVB-H was developed in Europe, where it is being deployed in several countries. ISDB-T was developed in Japan and was recently selected by the Brazilian government, though it's not final. South Korea is now delivering mobile broadcasts from satellite using the OFDM-based Digital Multimedia Broadcasting (DMB) standard.

## Web links

Digital Video Broadcast-Handheld  
[www.dvb-h.org](http://www.dvb-h.org)

Integrated Services Mobile  
Broadcasting-Terrestrial  
[www.nhk.or.jp/str/open99/de-2/index.html](http://www.nhk.or.jp/str/open99/de-2/index.html)

Texas Instruments white paper on  
mobile DTV

[http://focus.ti.com/pdfs/wtbu/ti\\_digitaltvforhandsets.pdf](http://focus.ti.com/pdfs/wtbu/ti_digitaltvforhandsets.pdf)

Nokia Mobile TV Forum

[www.mobiletv.nokia.com](http://www.mobiletv.nokia.com)

QUALCOMM MediaFLO

[www.qualcomm.com/mediaflo](http://www.qualcomm.com/mediaflo)

MediaFLO technology overview  
[www.qualcomm.com/mediaflo/news/pdf/flo\\_whitepaper.pdf](http://www.qualcomm.com/mediaflo/news/pdf/flo_whitepaper.pdf)

Modeo

[www.modeo.com/what.asp](http://www.modeo.com/what.asp)

In January, Crown Castle Mobile announced a name change to Modeo and plans to build out a national network for mobile broadcasting. Modeo will also use OFDM modulation but will operate at a disadvantage as it owns only 5MHz of spectrum in the 1.67MHz to 1.675GHz weather-balloon band. The system will use networks of 2kW transmitters to deliver 10 to 12 video channels and 24 audio channels per market.

In June, Aloha Partners announced the formation its HiWire subsidiary, which will use the DVB-H standard for mobile broadcasting. Aloha plans to use 12MHz of spectrum originally purchased for wireless broadband services. As the largest owner of 700MHz spectrum, with 166 licenses in markets with more than 120 million people, including all of Califor-

## It is still too early to determine if A-VSB will allow ATSC broadcasters to get into the mobile broadcast game.

nia, Nevada and Hawaii and most of Arizona, Arkansas, Ohio, Oklahoma and Tennessee, Aloha may have a competitive advantage in terms of system capacity.

### Technology hurdles

Mobile broadcasting faces a number of technical hurdles, primarily related to the receivers that will be used with these services. Current cell phone handsets will need additional demodulators to work with OFDM and larger screens for viewing TV content. Most mobile broadcasts will use QVGA resolution (320 x 240) at 20fps to 30fps.

But the largest hurdle is the increased power requirements for the receiver and display. An additional one to two hours of video viewing during commute time would compete with the battery requirements for cellular telephony and data services. To help minimize power requirements, DVB-H, ISDB-T and MediaFLO technology all use variants of time slicing, so

that the tuner is only powered for the portion of time during which the bits of interest are being transmitted.


The interest in mobile broadcasting has not been lost on the ATSC, which is currently evaluating backward compatible technologies for the ATSC standard. At NAB, Rohde & Schwarz and Samsung jointly conducted the first public demonstrations of Advanced-VSB (A-VSB) at the ATSC/NAB DTV Hot Spot. A-VSB was submitted by the proponents to the ATSC in 2005, approved and is currently in standardization process for consideration as an amendment to A/53.

A-VSB is focused at bringing extensibility tools to the 8-VSB physical layer to allow broadcasters new and more reliable terrestrial DTV services in the future, including Supplemental Reference Sequences (SRS) to ad-

dress the problem of reliable ATSC dynamic reception. A new harmonized method to enable ATSC Single Frequency Networks was also demonstrated based on a new FEC technique (Turbo Stream), which uses Turbo Coding to enable a lower SNR and time diversity to bring new levels of performance in dynamic channels. SRS and SFN Turbo Stream can be used alone or synergistically together. Work is also underway to add time slicing capabilities to enable low-power mobile reception.

Further development and testing are anticipated over the next year, but it is still too early to determine if A-VSB will allow ATSC broadcasters to get into the mobile broadcast game. The "Web links" for this article include an extensive list of articles and white papers with additional information related to mobile broadcasting. **BE**

*Craig Birkmaier is a technology consultant at Pcube Labs, and he hosts and moderates the OpenDTV forum.*

 **SENNHEISER**

Reality TV

Broadcast

West End, London

**Broadway, NY**

Live Concerts

Shows Theaters

Sports Events

Reliably covered by  
**Sennheiser RF wireless**



You can always rely on Sennheiser RF wireless systems, wherever you are in the world, whatever the task you face. As one of our customers puts it, "Sennheiser RF works where others fail". Try the surprisingly small and rugged new SK 5212 bodypack and the awarded microphone SKM 5200 on any stage or broadcast situation. Choose from the world's most comprehensive RF wireless portfolio for proven quality and innovative products – with microphone and accessories of every sort of custom-made specials and global support service. Sennheiser equipment is upwards and downwards compatible so it always remains a reliable investment.

[www.sennheiser.com](http://www.sennheiser.com)



## FCC cleans up MDS and ITFS service rules

BY HARRY C. MARTIN

In a much-anticipated order, the FCC corrected, clarified and revised most of the miscues that had marred its 2004 decision re-vamping the MDS/ITFS band. The revisions make the band more commercially viable for the distribution of broadband video and Internet services. The 2500MHz to 2690MHz band had been mired for decades in a mix of channels interleaved for educational service (EBS) and commer-

cial multipoint distribution service (BRS). At the same time, legacy rules and procedures prevented operators from assembling viable bandwidth.

### The new specifications

Under the new band plan, the channels assigned to licensees would be shuffled around to create a small core of high-power 6MHz midband channels useable for wide-area video transmissions and two bands of low-power 5.5MHz channels suitable for cellular-type operations. Replacement spectrum for old MDS Channels 1 and 2 and largely unused MDS return channels would create a large swath

effective date of the new rules to initiate a transition, and the transition must then be completed within 18 months.

- A transition "proponent" may demand reimbursement from the other commercial licensees, commercial lessees of both EBS and BRS spectrum in the market, and from non-commercial EBS licensees who use their spectrum for commercial services.
- Reimbursement of the proponent is due as soon as the transition is complete. However, the FCC established no mechanism for enforcing the payment obligation.
- EBS spectrum leases from educators can last a maximum of 30 years,

### Dateline

October 2 is the filing deadline for renewal applications and EEO program reports for TV stations in Alaska, Hawaii, Oregon, the Pacific Islands and Washington. This deadline also applies to TV translators, LPTV and Class A stations in those states, although translators and LPTV stations that do not originate programming do not have to file EEO reports.

October 2 is the deadline for TV stations in the following states and territories to file their biennial ownership reports: Alaska, Florida, Hawaii, Oregon, the Pacific Islands, Puerto Rico, the Virgin Islands and Washington.

October 2 is the deadline for TV and Class A stations in the following states and territories to place their 2006 EEO public file reports in their public files and post them on their Web sites: Alaska, Florida, Hawaii, Iowa, Missouri, Oregon, the Pacific Islands, Puerto Rico, the Virgin Islands and Washington. LPTV stations originating programming in these locations, which are not required to have public files, must post these reports on their Web sites and keep them in their station records.

## The revisions make the band more commercially viable for the distribution of broadband video and Internet services.

of prime spectrum in the 2496MHz to 2690MHz band ideally suited for fixed and portable 3G applications.

The problem with the 2004 rules was the FCC ordained that the transition from the old band plan to the new one would be initiated and orchestrated in each market by individual licensees or spectrum lessees. The markets were defined as major economic areas, and they were so vast in size that no one was willing to undertake the financial burden of transitioning a market. Not one market has transitioned in the 19 months since the restructuring was adopted.

The latest order adopts the industry's near unanimous recommendation that transitions occur on a basic trading area (BTA)-by-BTA basis, which will be much more manageable. In addition, the order clarified the following key points:

- Parties have 30 months from the ef-

subject to license renewals during the lease term and subject also to the educator being able to reevaluate its educational needs for the service every five years after the 15th year.

- Build-out requirements were clarified to provide "safe harbors" of service provision levels, which will assure renewal if attained.
- Any decisions about auctioning vacant spectrum have been tabled until the transition process is closer to completion.
- Regulatory fees will be assessed on the basis of market size (in three graduated tiers), and the amount of spectrum will be assigned rather than on a call-sign-by-call-sign basis. **BE**

*Harry C. Martin is the past president of the Federal Communications Bar Association and a member of Fletcher, Heald and Hildreth PLC.*




Send questions and comments to: [harry\\_martin@prism2b.com](mailto:harry_martin@prism2b.com)

# 2GHz Relocation Packages

Troll Systems has your BAS solution all wrapped up.

- > Ground Control & Communications
- > Airborne TX/RX & Control



Relocating to a new frequency doesn't need to be stressful. At Troll Systems, getting you to your destination on-time and intact is our highest priority.

**TouchStar™ Master Controller**  
with SpecTroll Viewer—  
an 800 MHz real-time  
Spectrum Monitor

A worldwide leader in airborne and ground microwave control and communication systems, Troll is committed to helping your station make a smooth transition. Within an evolving 2GHz and digital HD landscape, Troll configures your current remote sites to take advantage of new and existing devices while simplifying the implementation of pending FCC regulations and/or future technologies.



**S750 - Remote Site Controller**  
with optional spectrum monitor

With Troll, your new 2GHz location will be HD ready, infinitely expandable and highly intuitive to operate. For almost 20 years, Troll has delivered continuous broadcast innovation. Our ground systems feature unique options like real-time spectrum monitoring at 800MHz, pre IF filtering and AGC. Our award winning TrollCam HD™ features a fully-sealed enclosure to protect expensive components from environmental hazards. In the air, our proprietary AZ + EL steerable antenna increases RF range and accuracy while minimizing the effects of multi-path.

So, if you're planning to upgrade your system or make the BAS move, call the relocation experts at Troll Systems. We'll get you where you're going with remarkable ease.

**www.trollsystems.com**  
26074 Avenue Hall, Suite 11 • Valencia, CA 91355  
PHONE 661-702-8900



**SkyLink HD™ - 3-Axis Steerable, High Gain Antenna Pod**

**C100- Map Based, Touchscreen Antenna Controller**

## HDTV data multiplexing

BY PETER H. PUTMAN

As we move further into the world of digital television, the spinmeisters are hard at work playing up HDTV as a major drawing card for terrestrial broadcasters, cable system operators and direct broadcast satellite services. "Everyone wants HDTV, and we've got [fill in the blank] channels of it! Compelling movies! Exciting sports action! Special programming! Sign up now!"

It goes on and on. It's certainly true that there is more and more HD content available with each passing month. Of the major networks, ABC, CBS, FOX, NBC, PBS and the soon-to-be-joined WB and UPN all offer film-style and live programs in the 1080i and 720p formats. On the cable and DBS side, you can choose from Discovery HD, ESPN HD, NBA TV, HBO, HDNet, Showtime, Starz, TNT and many other services.

All this is well and good, except there's a small matter of the digital pipeline from the source of the program-

ming (network) and the viewer. That pipe has a fixed, measurable capacity that can't be exceeded. Thanks to MPEG-2 digital compression technology, it's possible to send HD programming down the pipe with excellent picture quality.

But the glass is half full here. One could also say that — thanks to MPEG-2 digital compression technology — it's possible to send HD programming down the pipe with mediocre image quality.

I've watched a lot of HDTV programming since 1999 on a variety of TVs and monitors. Some of that programming has been outstanding, such as CBS' 1080i telecast of the 2003 Grammys, NBC's 2006 Winter Olympics footage, and ABC and ESPN's coverage of the 2006 World Cup.

Unfortunately, some of it has also left much to be desired, such as ABC's early attempts to simulcast Monday Night Football in 720p and 480i. If you are engaged in the production of HD program content, or will be,

then you ought to pay close attention to just how many ways your artistic vision can and will be compromised along the way.

### The digital shoebox

I have taught a course on digital television at every InfoComm show since 1998, and I try to cover a gamut of issues in the two-hour time slot. The topic that always grabs everyone's attention is the concept of signal compression and multicasting — sending multiple program streams in one "channel."

The size of the channel varies from one content provider to another, as well as the signal modulation method. Terrestrial broadcasters transmit DTV programs in a 6MHz channel using 8VSB, while cable companies employ two flavors of quadrature amplitude modulation (QAM) in that same space.

DIRECTV and DISH Network use much larger channels (24MHz and 36MHz) in combination with yet another modulation system, quadrature phase-shift keying (QPSK). A comparison of each modulation system is beyond the scope of this article. But a comparison of the bit rates each can carry is worth a look.

In the terrestrial broadcast system, the maximum data rate is 19.39Mb/s, though in the real world, the ceiling is closer to 18Mb/s. At this data rate, a 1920 x 1080 HD program encoded in a 4:2:0 color space has been packed down by a factor of 55:1, while a 1280 x 720 HD show is delivered with 49:1 compression. These are certainly practical compression factors with good-quality MPEG-2 coding.

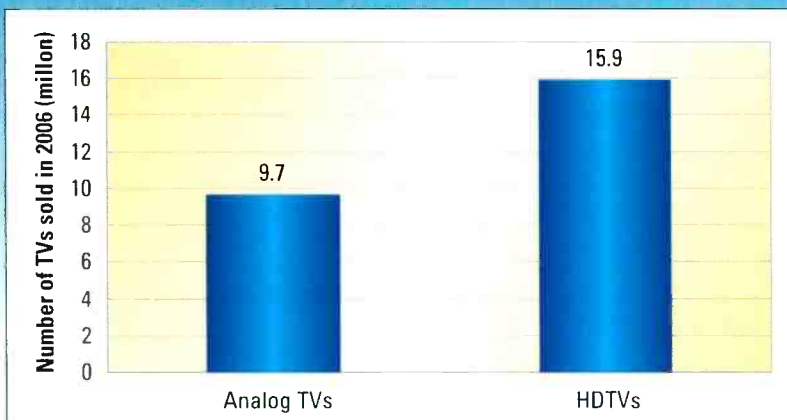
But what happens if the broadcaster decides not to fill the channel (or, digital shoebox, as I like to call it)

### FRAME GRAB

A look at tomorrow's technology

#### HDTV will outsell analog TV in 2006

A projected 15.9 million HDTV sets will sell this year



Source: Consumer Electronics Association

www.ce.org

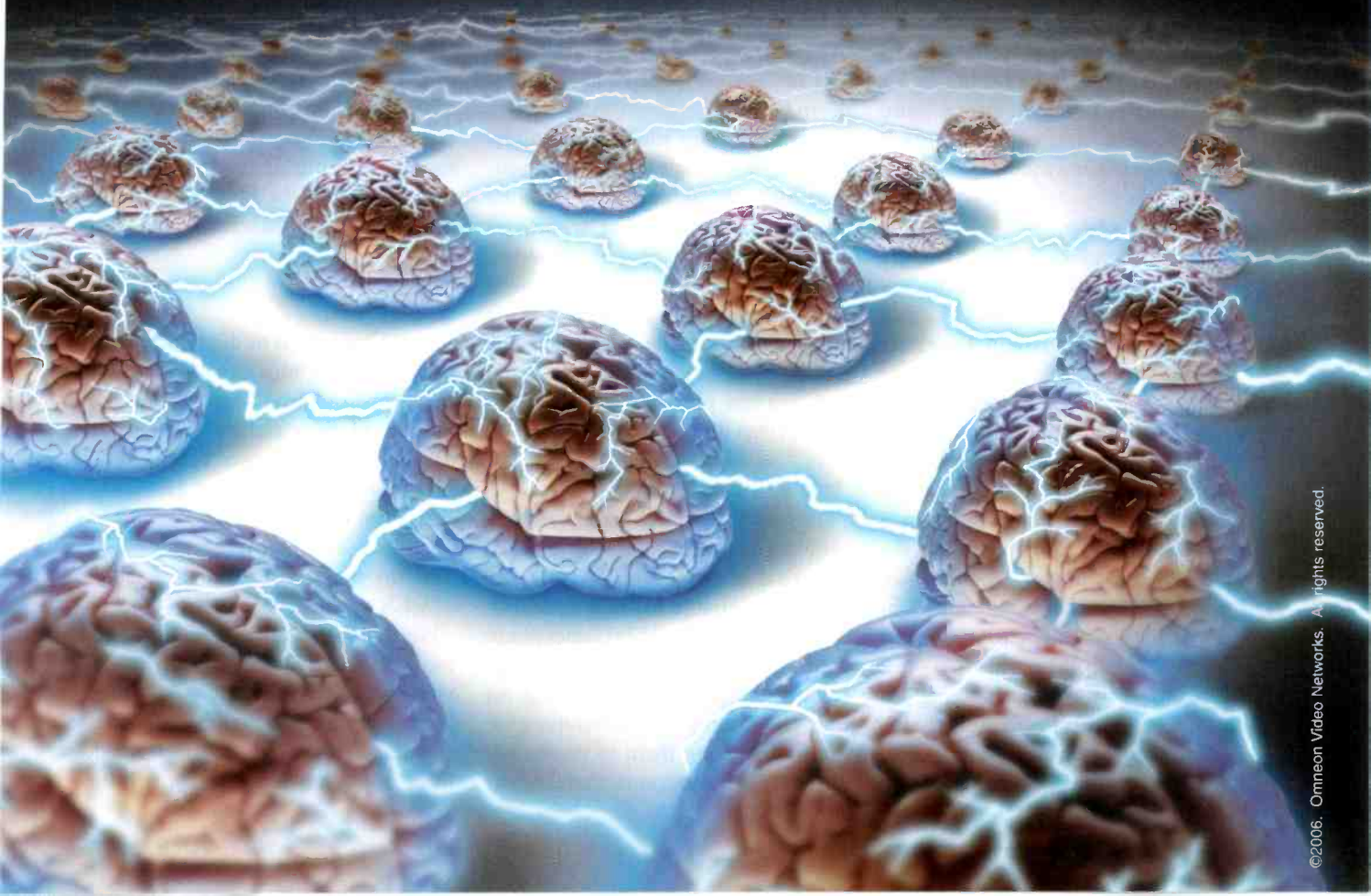
## Imagine the productive power of the world's most advanced storage solution.

Engineered after nature's own ultimate active storage system, the Omneon MediaGrid™ content library truly does think for itself. Self-monitoring, self-healing and media-aware, MediaGrid may be more than you ever thought possible from a storage system. With intelligence that helps you access content more quickly, create and work with multiple formats simultaneously and even adapt system bandwidth automatically for high-demand content, MediaGrid delivers breakthrough workflow productivity.

With the introduction of MediaGrid, Omneon unveils the world's first "active storage." Now your content, the processing power to act on it, the network bandwidth needed to access it and the broadcast applications doing the work can all coexist in the same platform. And thanks to an ingenious modular design, future expansion is easy and virtually unlimited. If you've been imagining the world's most advanced storage and processing platform, we'd say great minds think alike.

*Talk to one of our systems experts today.  
Call +1 866.861.5690 or visit [omneon.com](http://omneon.com).*

 **OMNEON**



with a single HD program? What if instead the decision is made to send out two or more programs in a multicast, as many TV stations do around the country?

Here's a real-world example. WPVI-DT in my market (Philadelphia) is a local ABC O&O TV station. The WPVI bit stream consists of three programs:

- 6-1 is the HD program stream;
- 6-2 is standard-definition version "talking heads" programming; and
- 6-3 carries a 24/7 weather service.

To jam all of this into the 18MHz terrestrial shoebox means something's gotta give. That something is the bit rate for the HD programs. Typically, that means that 6-1 may now be dropped to 14Mb/s, while 6-2 chugs along at about 2.8Mb/s, and whatever table scraps are left over go to the 6-3 weather channel (around 1.3Mb/s).

How is picture quality affected? For starters, any 720p HD programming on 6-1 has now been packed down by 68:1. The programs on 6-2 shouldn't suffer as much as 3Mb/s is probably the lower limit of what an SD program can withstand (close to the average bit rate of a DVD). As for the weather channel, it's mostly static graphics with a quarter-resolution (360 x 240) video window.

### Pack and ship

The cable and DBS worlds aren't immune to this issue, either. By using 64-QAM and 256-QAM digital modulation, cable system operators can choose from maximum data rates of 27.7Mb/s or 38.8Mb/s, respectively. With some judicious bit-rate compression, it is possible to put 10 standard-definition HD programs, each with 2.7Mb/s data rates, in a single 64-QAM channel. Pull out the ol' calculator, and you'll see that two off-air HD broadcasts and a pair of SDTV programs can be packed into a 38.8Mb/s 256-QAM payload.

Satellite services have a bigger problem in that their transponders are expensive to lease or own. So, they also have an incentive to cut the bit rate

and keep costs down by offering more program streams in their 27Mb/s channels. For instance, HBO transmits its 1080i HD movies and live programs at 15Mb/s — a 27 percent reduction from the optimum terrestrial bit rate of 18Mb/s — making it easier for satellite and cable systems to add other channels. And there is evidence that data rate may dip as low as 12Mb/s by the time it gets to your



**High-quality images are a key selling point for HDTV in the United States. Will viewers settle for lower-quality pictures just to get more channels? This remains to be seen.**

living room. 1080i HD is compressed 83:1 at 12Mb/s, while 720p is packed down by 74:1.

So, what makes more sense: filling channels with high bit-rate HD programming or adding more channels to the mix and keeping advertisers and subscribers happy? Put yourself in the position of a cable company executive looking at potential revenue streams or a satellite operator facing a stack of bills for transponder space, and you can probably guess the answer to that one.

### It's a balancing act

One possible way to get around the problem is to use a technique called statistical multiplexing. That's a \$10 word for variable bit-rate encoding. And it requires the MPEG encoder to constantly look at all of its program streams, begging and borrowing (or outright stealing) bits from one program and giving them to another as needed. The programs that, at any

given instant, don't have much motion in them lose their bits to the programs that do.

In the WPVI example, the weather service on 6-3 will probably get whacked the most, though with a base data rate less than 2Mb/s, it doesn't have much to spare. So the tug-of-war takes place between the HD and SD programs. Statistical multiplexing is not an easy trick to pull off. An

HD program, with spinning graphics, camera zooms and pans, plenty of motion, and fast picture refresh rates (such as Monday Night Football), needs lots of bits. If another program is simulcasting the same action and camera moves, who wins — and who loses?

### A way out?

As the transition to digital TV continues, cable companies and satellite operators can and will groom the bit rate of their signals to conserve bandwidth. While two 18Mb/s HD programs can fit into one 256-QAM carrier, so can three HD programs at 12.5Mb/s. Two such programs could also dovetail nicely into a satellite 27Mb/s transponder.

Would the resulting HD images look as good? Nope. Would many viewers notice? Probably not, if they are watching on a smaller HDTV set (screen sizes under 34in). Instead, most of the howls would come from






# bluefin

HIGH DENSITY SIGNAL PROCESSING

## POWER AT YOUR FINGERTIPS



[www.calrec.com](http://www.calrec.com)

AUDIO MIXING FOR HD



Calrec Audio Ltd, Nutclough Mill, Hebden Bridge, West Yorkshire, HX7 8EZ, UK  
Tel: +44 (0) 1422 842159  
Email: [enquiries@calrec.com](mailto:enquiries@calrec.com)



viewers who have invested in large flat-panel and rear-projection TVs, all of which have a higher native resolution than picture tubes.

One possible solution to the issue is to use a more advanced compression system, such as MPEG-4. This format allows for much lower bit rates, but it has longer groups of pictures (GOPs) and is not part of the terrestrial digital TV broadcast standard.

Another way to solve the problem is to preserve bandwidth for the HD programs and not multicast during certain times of the day. None of CBS' O&O stations are multicasting, and its 1080i HD shows go out nominally at 18Mb/s. Some FOX O&O stations carry one 720p program with bit rates from 12Mb/s to 14Mb/s.

Even PBS stations are experimenting with minimum practical bit rates. Philadelphia PBS affiliate WHYY-TV currently transmits one digital minor

channel with 1080i content at 14Mb/s, allocating 4Mb/s to a second SD channel. Earlier experiments with lower bit rates showed diminished image quality with some programming.

As a means of comparison, you can see just how good 1080i HD really looks if you have access to Toshiba's new HD-A1 HD DVD player and a demo disc. The live HD content, shot in the HDCAM format, is encoded at a constant bit rate of 36Mb/s — twice that of terrestrial HDTV, and you can see an improvement in picture quality.

Joe Kane Production's "Digital Video Essentials" also has some amazingly detailed 720p and 1080i sequences mastered from both HD tape and 35mm film formats. All of it was edited and encoded at the D-Theater data rate, and the tapes are a good way to work out your HD-ready monitor or integrated HDTV.

### More than meets the eye

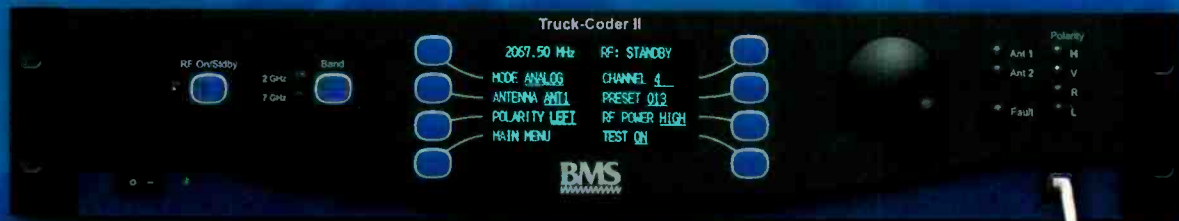
The quality of MPEG encoding and the chosen bit rate make the difference between "That's quite a bit better than SDTV" and "Holy Cow!" Both the new HD-DVD and Blu-ray formats will face the exact same problems of balancing bit rate, bandwidth (disc capacity) and cost.

The increasing popularity of large-screen TVs using flat-panel and microdisplay technology will only magnify any encoding flaws. Once viewers see for themselves just how good HDTV can look, they won't settle for less. Will program providers and content distributors rise to the challenge of quality or choose the expedient route of cost cutting in an attempt to add more channels and sell more advertising? Only time will tell. **BE**

*Peter Putman is president of ROAM Consulting.*

# 2 GHz Relocation Solutions

**Upgrade • Configure • Customize • Control**



**The Truck-Coder II Front Panel  
Ethernet Port Makes It Simple**

**Simplicity for the Operator,  
Flexibility for the Engineer!**

**BMS**  
Broadcast Microwave Services, Inc.

Broadcast Microwave Services, Inc.


www.bms-inc.com • (800) 669-9667 • (858) 391-3050 • Fax: (858) 391-3049 • dept800@bms-inc.com



# Screen Service

## BROADCASTING TECHNOLOGIES


The widest product range  
on the market.  
The most competitive price.  
Screen Service unsurpassed  
reliability.



Mod. DBT 203UM - 5KWrms/20KWps - DVB-T/H/PAL Transmitter  
Mod. DTT 203UM - 6KWrms/20KWps - ATSC/NTSC Transmitter

### ENCODING & MULTIPLEXING

- ENCODER
- MULTIPLEXER
- REMULTIPLEXER
- MIP INSERTER
- DECODER



### DIGITAL TRANSMITTERS

- DUAL MODE ANALOG/DIGITAL
- SFN & HIERARCHICAL MODULATION
- DVB-T, DVB-H, ATSC



### TRANSPOSERS & GAP FILLERS

- DVB-H CITY-FILLER
- DUAL MODE with AUTOMATIC ANALOG/DIGITAL SWITCHING
- AUTOMATIC DIGITAL ECHO CANCELLER



### MICROWAVE LINKS

- QPSK, QAM, COFDM MODULATION
- FROM 1 to 24 GHz
- FIXED and MOBILE
- COFDM CAMERA RADIO LINK



Screen Service

● SCREEN SERVICE BROADCASTING TECHNOLOGIES S.p.A.  
Via G. Di Vittorio, 17 - 25125 - BRESCIA - ITALY  
tel. +39 030.358 2225 - fax +39 030 358 2226  
e-mail: info@screen.it ■ www.screen.it

● SCREEN SERVICE AMERICA LLC  
6095 NW 167th Street, Suite D-10 Miami, FL 33015  
tel +1 (305) 826-2212 - fax +1 (305) 826-2290  
USA Toll Free 1-888-522-0012  
info@screenservice.net ■ www.screenservice.net

# Network security

BY BRAD GILMER

**N**etwork security is an important topic for many broadcasters these days and for obvious reasons. The impact of a breach on our business is potentially disastrous. For this reason, *Broadcast Engineering* recently produced a webinar series in conjunction with Avid Technology and Cisco Systems. One of the webinars in the series focused on network security, a topic I'll discuss further this month.

## Overall facility security

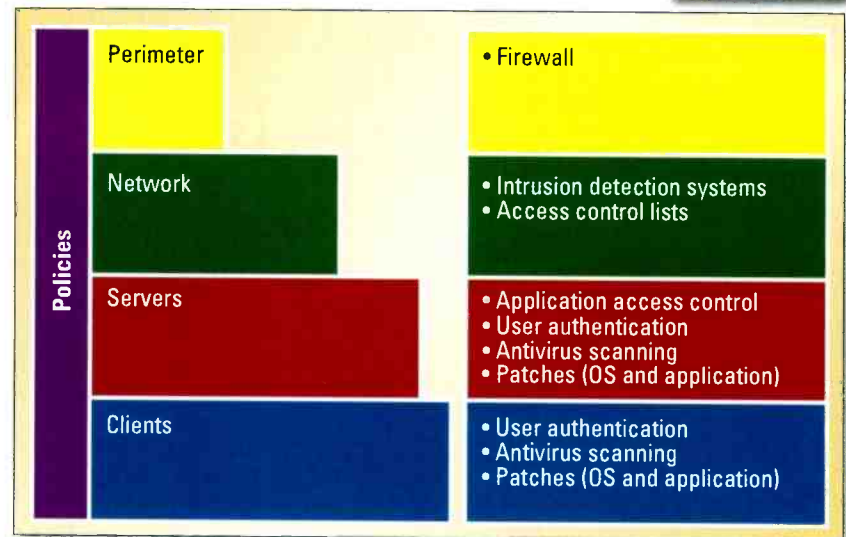
It is important to recognize that network security exists in the context of your overall facility security. (See Figure 1.) A security strategy should include four types of security: perimeter, network, server and client.

The strategy should be driven by overall security policies that inform decisions in all of these areas. Developing a security policy can help you create a more cohesive and logical security strategy.

As shown in Figure 1, perimeter security might consist of a firewall between the Internet and the corporate backbone. Network security can employ intrusion protection systems and access control lists (ACLs). Server security might use application access control, user authentication, antivirus scanning, and OS and application patches. Client security may include user authentication, antivirus scanning, and OS and application patches.

Physical security is an important element of your security strategy. Today, access to the core technical areas of most broadcast facilities is limited. It may be useful to determine who has access to these critical areas.

To see how an overall security strategy can be deployed in a typical



**Figure 1.** Network security can be divided into areas such as perimeter, network, server and client, all informed by a common policy. (Figures 1 and 3 courtesy Avid Technology and Cisco Systems.)

broadcast facility, refer to Figure 2 on page 30. Most broadcasters use a tiered network approach. The production or on-air core is Ring 1, the enterprise network is Ring 2, and the Internet or the rest of world is Ring 3.

denying the bad guys on the Internet access to your internal network. Similarly, at the interface between the enterprise network and the production and on-air core, a switch/router with ACLs may be employed.

**Firewalls allow permitted communications while denying the bad guys on the Internet access to your internal network.**

At the interface points between the rings, security devices are typically employed. For example, at the interface between the Internet and the enterprise network, most organizations use a firewall. The firewall permits or denies traffic based upon previously defined rules and the characteristics of the network communications.

The features and complexity of firewalls can vary considerably, but their purpose is the same — to allow permitted communications while

This tiered network approach allows you to deploy different levels of security in different rings. Usually, the highest level of security is required in your production and on-air core.

## Intrusion detection and prevention

An intrusion protection system (IPS) can be installed on your network to monitor network traffic and identify suspicious behavior. One of the activities hackers typically engage in before

Small Business

**BRAINSTORMS...  
IMPOSSIBLE TO PREDICT.  
EASY TO CAPTURE.**

**FINALLY, A RANGE OF TOTAL SOLUTIONS FOR YOUR LIMITLESS IDEAS.**

Now you can bring your most complex design ideas to life with help from Dell and Adobe. Dell Precision™ workstations are high-performing systems. Many are powered by the next generation of 64-bit capable Intel® processors and customizable with advanced graphics, RAID hard drive support, and dual-monitor capability. Dell has partnered with Adobe to deliver powerful video post-production solutions that combine the high performance of Dell workstations with the comprehensive post-production tools of Adobe Production Studio. Together they give you exceptional quality at an affordable price, and the ability to tell your story with the freedom and control offered by Adobe's world-class video and graphics software. These systems offer optimal performance and the added assurance of compatibility between many hardware and software components. So just like your creativity, the sky's the limit.



**Adobe Production Studio Standard**

Software, documentation or packaging may vary from retail version.



Dell 19" 1907 Flat Panel Display, add \$309

**Dell™ recommends Windows® XP Professional**

**NEW DELL PRECISION™ 490 WORKSTATION**

**\$3939**

Lease as low as **\$105/mo.**, (48 pmts\*)  
E-VALUE Code: **07727-s40716m**

**Scalable, Dual-Processor Capable Workstation**

- Dual-Core Intel® Xeon® Processor (3.2GHz, 2x2MB L2 Cache, 1066MHz FSB)
- Genuine Windows® XP Professional
- 4GB\* Quad Channel\* DDR2 Fully Buffered DIMM Memory
- 500GB\* (7200 RPM) SATA Hard Drive and 160GB\* (7200 RPM) SATA Hard Drive
- 256MB PCIe x16 NVIDIA Quadro FX3500 Graphics Card
- 16x DVD+/-RW\* Drive
- 3-Yr Economy Service Plan (Next Business Day On-Site Service,\* Hardware Warranty Support)
- Windows® Vista™ Capable\*
- Monitor Not Included

**Recommended Upgrade:**

- 3-Yr Business Essential Service Plan (24x7 Same-Day On-Site Service,\* advanced Hardware Warranty Support), add \$408

**NEW DELL PRECISION™ M90 MOBILE WORKSTATION**

**\$2369**

Lease as low as **\$63/mo.**, (48 pmts\*)  
E-VALUE Code: **07727-S40718m**

**Maximum Widescreen Mobile Workstation Performance**

- Intel® Core™ Duo Processor T2300 (1.67GHz, 2MB Cache, 667MHz FSB); Intel® PRO/Wireless 802.11a/g Dual-band Mini-Card
- Genuine Windows® XP Professional
- Windows® Vista™ Capable\*
- 17" Dell UltraSharp™ WXGA+ Active Matrix Display
- 512MB SDRAM; 60GB\* (5400 RPM) Hard Drive
- NVIDIA Quadro FX 1500M 256MB (dedicated memory) (OpenGL graphics)
- 8x DVD+/-RW Drive
- 3-Yr On-Site Economy Service Plan (Next Business Day On-Site Service,\* Hardware Warranty Support)
- System Not Pictured

**Recommended Upgrade:**

- 3-Yr Business Standard Service Plan (On-Site Service,\* CompleteCare™ Accidental Damage Service,\* advanced Hardware Warranty Support), add \$278

**Dell™ recommends Adobe® software with Dell Precision™ Workstations.**

**Adobe® Production Studio Standard**

Adobe offers the essential post-production toolset.

- Package includes: Adobe After Effects® 7.0 Standard, Adobe Premiere® Pro 2.0 and Adobe Photoshop® CS2, Adobe Dynamic Link and Adobe Bridge.

**Special Offer! Save \$400 OFF MSRP when purchased with select Dell Precision™ workstations\*!**

**Adobe® Production Studio Premium**

Adobe offers a complete post-production solution.

- Package includes: Adobe After Effects® 7.0 Professional, Adobe Premiere® Pro 2.0, Adobe Photoshop® CS2, Adobe Audition® 2.0, Adobe Encore® DVD 2.0 and Adobe Illustrator® CS2 software, Adobe Dynamic Link and Adobe Bridge. **Call for Dell Pricing.**



Adobe

Learn more at **dell.com/DCColutions**

PURE



**call 800.545.9672**

Call: M-F 7a-9p Sat 8a-5p, CT \*Pricing/Availability: Pricing, specifications, availability, and terms of offer may change without notice. Taxes, fees, shipping, handling and any applicable restocking charges extra, vary and are not subject to discount. Offers may be combined with other select offers or discounts. U.S. Dell Small Business new purchases only. LIMIT 5 DISCOUNTED OR PROMOTIONAL ITEMS PER CUSTOMER. In case of customers leasing under these promotions, please note that items leased will be subject to applicable end-of-lease options or requirements. Dell cannot be responsible for pricing or other errors, and reserves the right to cancel orders arising from such errors. **Adobe Video Collection 25 Standard Offer:** Offer valid only with purchase of Dell Precision™ 380, 470, 670, M20 or M70 system. **Limited Warranty:** For a copy of our Guarantees or Limited Warranties, write Dell USA L.P., Attn: Warranties, One Dell Way, Round Rock, Texas 78682. For more information, visit <http://www.dell.com/warranty>. **Quad-Channel Memory:** Quad-channel memory requires 4 each of the same capacity memory DIMMs. **Dell Precision™ 4GB Memory:** The total amount of usable memory available will be less depending on the actual system configuration. **Windows® Vista™ Capable:** Microsoft requires that a PC have a modern processor and 512MB RAM to be included in the Windows Vista Capable PC program. Since the operating system and drivers are not final, Windows Vista has not been tested on all user configurations. Microsoft does not require that the Windows Vista Capable PCs enable the Aero user experience. Therefore, unless configured with the appropriate level of memory and graphics, some systems may run the basic user experience. **On-Site Service:** Service may be provided by third party. Technician will be dispatched, if necessary, following phone-based troubleshooting. Subject to parts availability, geographical restrictions and terms of service contract. Service timing dependent upon time of day call placed to Dell. **Leasing:** Monthly payment based on 48-month Fair Market Value ("FMV") QuickLease and does not include taxes, fees, shipping and handling charges. Your monthly payment may vary, depending on your creditworthiness. QuickLease arranged by Dell Financial Services L.P. ("DFS"), an independent entity, to qualified Small Business customers. Minimum transaction size of \$500 required. At the end of the FMV QuickLease, you can purchase the equipment for the then FMV, renew the lease or return the equipment to DFS. Please contact your DFS representative for further details. All terms subject to credit approval and availability, and are subject to change without notice. **CompleteCare Accidental Damage Service:** CompleteCare service excludes theft, loss, and damage due to fire, flood or other acts of nature, or intentional damage. CompleteCare not available in all states. Customer may be required to return unit to Dell. For complete details, visit [www.dell.com/servicecontracts](http://www.dell.com/servicecontracts). **Hard Drive:** For hard drives, GB means 1 billion bytes, actual capacity varies with preloaded material and operating environment and will be less. **DVD+/-RW:** Discs burned with this drive may not be compatible with some existing drives and players, using DVD+R media provides maximum compatibility. **Trademark/Copyright Notices:** Dell, the stylized E logo, E-Value, UltraSharp, CompleteCare and Dell Precision are trademarks of Dell Inc. Intel, Intel logo, Intel Inside, Intel Inside logo, Xeon, Xeon Inside, Intel Core, Core Inside are trademarks or registered trademarks of Intel Corporation or its subsidiaries in the United States and other countries. Microsoft and Windows are trademarks or registered trademarks of Microsoft Corporation in the United States and/or other countries. Adobe, the Adobe Logo and Acrobat are either registered trademarks or trademarks of Adobe Systems Incorporated in the United States and/or other countries. ©2006 Dell Inc. All rights reserved.

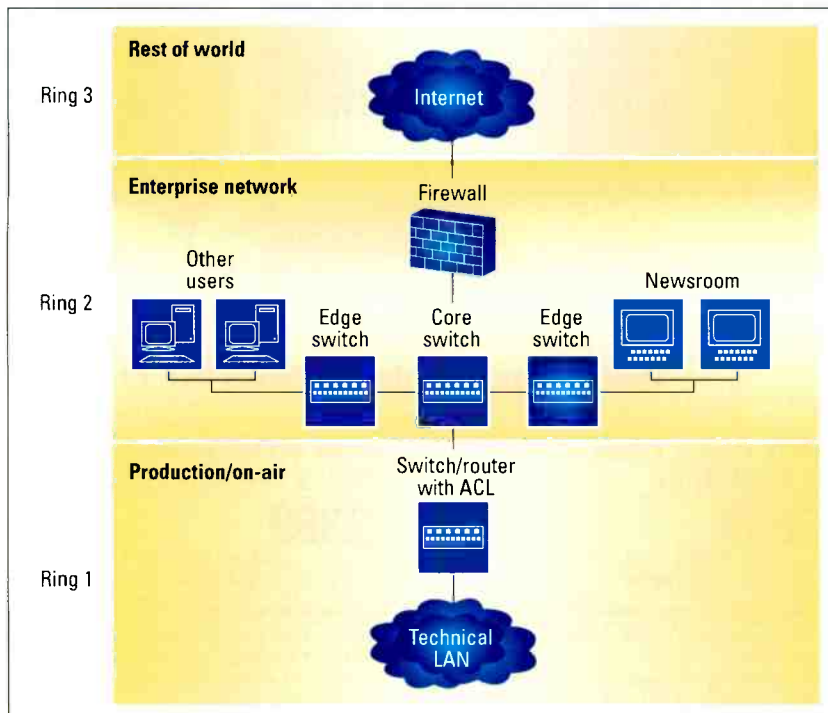


Figure 2. A tiered network approach allows the use of different levels of security within and between tiers.

they actually break into a system is to conduct surveillance of the network, just as a robber might case a home looking for the best way to break in.

Most hackers use a network-scanning tool to conduct this surveillance. The scanning program steps through a range of network addresses, attempting to communicate with different ports and services on each IP address and logging all open ports and

Armed with this information, the hacker can consult a cookbook, which tells him, given the particular OS, version and available ports, which vulnerabilities exist on that server. An educated hacker is then prepared to run a specific exploit on the server, which he knows will allow him to gain access.

An IPS continually monitors network traffic looking for suspicious client behavior. When it sees some-

**One of the activities hackers typically engage in before they actually break into your system is to conduct surveillance of the network.**

active services found. Scanning programs are quite sophisticated and are capable of determining what sort of servers are available, which operating systems they are running and which version of the operating system is loaded. Furthermore, they can determine which ports are available on the server and whether they are open or closed. Each network service requires one or more TCP or UDP ports. For example, a Web server typically uses TCP port 80.

thing suspicious, such as a network scan, the IPS may be configured to deny the client's IP address, thereby blocking any further communication from this client. However, more typically, the IPS will notify an administrator via e-mail, cell phone, SNMP trap or some other means. The IPS may be configured to look for many other suspicious behaviors, including things like brute-force password attacks, in which a client attempts hundreds or even thousands of log-in

attempts to a server, each time using a different user name or password.

One advantage of an IPS is that it can provide protection against an unknown attack — one that has never been documented before. These “day zero” attacks can be difficult to counter because most detection systems look for certain “signatures” associated with known attacks.

Because day zero attacks are by definition new, detection systems do not know what they look like. But if the hacker runs a scan first to identify a target system, the IPS may allow the opportunity to shut down the hacker before the day zero attack is launched.

Intrusion protection systems sound great, but it is important to know that these systems come with a cost. It takes time and knowledge to set up one of these systems, and they can produce false alarms.

A large part of IPS management is grooming the system to the traffic on your network so that false alarms are reduced as much as possible, while still keeping the system sensitive enough to detect a real break-in attempt. The systems must also be updated on a regular basis so that they are aware of the latest scanner and hacker behaviors. These are not systems you install and forget. So you might not want to install an IPS unless you are committed to managing, monitoring and maintaining it properly.

### Restricting network access


Within your production and on-air core, you may want to implement strict limits on networking. Examples include prohibiting someone from bringing a laptop into the area or preventing someone from communicating from a given workstation to an on-air server in the core technical area.

These policies can be implemented using ACLs. ACLs are stored in routers. When packets arrive at one of the routers interface, the router checks the ACL to see if the originator is authorized and if the traffic is permitted to travel from the originator to the destination given on the packet.

# The **New** Broadcast Standard.



**VRK Series  
Broadcast Rack Systems**  
Fully welded cabinets  
support 2,500 lbs. of  
equipment and cable



Essential Code Compliance  
NO EXTRA CHARGE

**For 27 years**, integrators have consistently called on Middle Atlantic Products for professional racking solutions. With racks and accessories engineered to save time and ensure reliable installations, we provide a complete line of products for an effective integrated system. Our commitment to excellence extends beyond our innovative products to providing service and support that exceed your expectations.

**Call us at 800-266-7225 to plan your next broadcast installation**



**Middle Atlantic Products, Inc.**

## INTEGRATED

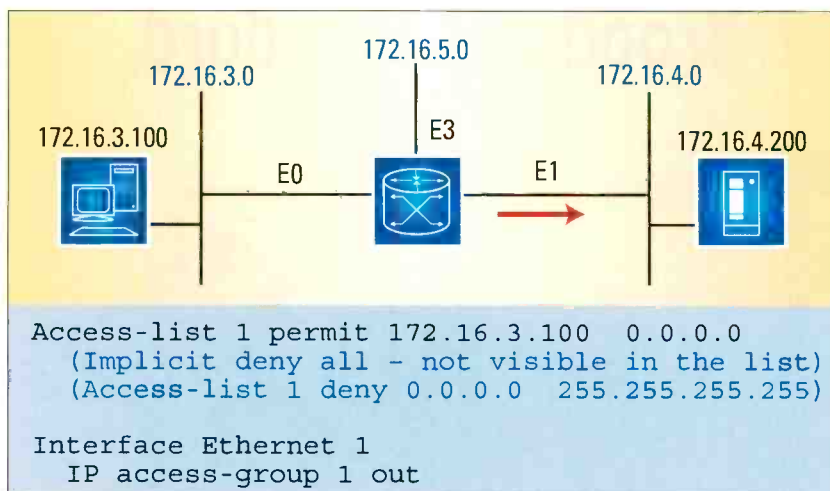


## SOLUTIONS



Request our  
**NEW 2006  
Broadcast  
Brochure**

800-266-7225 | [middleatlantic.com](http://middleatlantic.com)  
[info@middleatlantic.com](mailto:info@middleatlantic.com)



**Figure 3.** This illustrates an access control list entry permitting a workstation at 172.16.3.100 to communicate with a server at 172.16.4.200, while denying access to all other devices on the network.

Figure 3 shows an example of an ACL. In this figure, a workstation with an IP address of 172.16.3.100 is granted permission to communicate with servers that reside on a network specified as 172.16.4.0. The router, shown in the middle of the drawing, has three Ethernet interfaces: E0, E1 and E3. It is important to realize that if an ACL is applied to an interface, by default, all communication out of that specific interface is denied. Communications between devices are selectively permitted through statements

in the ACL.

To enable the workstation to communicate with the server, the network engineer makes the following entries in the ACL (this example is specific to Cisco's IOS, and other routers implementing ACLs may function differently):

```

Access-list 1 permit
172.16.3.100 0.0.0.0
Interface Ethernet 1
  IP access-group 1 out
  
```

The first entry defines access list 1, consisting of the single IP address

172.16.3.100. The second and third entries show the application of the ACL E1 interface in the outbound direction. Thus, the only computer allowed to send traffic from one network to another is the one at 172.16.3.100.

This might also be a useful entry in a router located between Ring 1 and Ring 2 in Figure 2. This would allow a single computer, for example a newsroom workstation, to communicate with the on-air systems, while denying all other devices on the network access to Ring 1.

Any device, be it a switch, router, firewall or IPS, may cause latency or delay in the network. Consideration needs to be given to the possible impact on bandwidth and latency to time-sensitive IP traffic as security components are introduced into the network. Each "bump in the wire" induces some delay. **BE**

*Brad Gilmer is president of Gilmer & Associates, executive director of the AAF Association and executive director of the Video Services Forum.*

*Thanks to Pete Balkus of Avid Technology and Neville Wheeler and Robert Welch of Cisco Systems for permission to use their material for this article. The webinar can be viewed online at [www.broadcastengineering.com/webcast/networking\\_and\\_security](http://www.broadcastengineering.com/webcast/networking_and_security).*



network



Simplicity rules

## VikinX Sublime small and medium routing switchers

- Analog video/audio, AES, SDI, E4, STM-1 from 8x8 to 64x64
- Multiformat HD-SDI from 8x8 to 64x64
- Re-clocking and non-reclocking SDI and HD-SDI
- Multiple formats in one frame (2RU and 4RU)
- Control via IP/Ethernet, RS-232/422, NCB
- Programmable button configuration

Network Electronics US  
800-420-5909  
[ussales@network-electronics.com](mailto:ussales@network-electronics.com)  
[network-electronics.com](http://network-electronics.com)



# DO YOUR LABELS CAUSE TECHNICAL DIFFICULTIES?

Prepare for the unexpected, with RHINO 5000. You may not think about labeling until something goes wrong. That's why the clear identification of your connections is crucial. Designed for durability and ease of use, RHINO 5000 will speed your efforts in studios, control rooms, OB vans and more – so you're ready for anything, or business as usual.

Easy operation keeps your operation moving. RHINO 5000's full-featured command set includes one-touch "hot keys" and memory storage. But it really "shows its stuff" wrapping cables and wires, as well as labeling patch panels and equipment. With backlit display and impact-resistant rubber bumper, RHINO 5000 is just as useful behind dimly lit equipment racks.

RHINO labels leave a lasting impression. Our easy-load, all-in-one cartridges hold easy-peel labels that resist heat, UV, moisture and smearing. And our heat-shrink labels are an industry favorite. Think of RHINO 5000 as the advanced way to label fast-changing technology, without any difficulties.

Get RHINO 5000 and get your labeling ready for anything. Visit [www.rhinolabeling.com](http://www.rhinolabeling.com) for details.

Available at Comprehensive, Gepco International, MilesTek and Pacific Radio Electronics.

A2043 ©2006 Sanford, LP, Oak Brook, IL 60523 A Division of Newell Rubbermaid [www.rhinolabeling.com](http://www.rhinolabeling.com)



## 5000 Features:

- 1 RHINO labels stick and stay stuck
- 2 Backlit display for low-light environments
- 3 One-touch Hot Keys for cable/wire wraps, patch panels, terminal blocks, fixed length and vertical labels
- 4 Separate save and recall keys for quick access to label memory
- 5 Durable rubber bumper for added protection

**RHINO**   
PROFESSIONAL LABELING TOOLS  
HOW DO YOU SIGN YOUR WORK?™

## Audio console trends

BY JACK KONTNEY

If you buy the wrong headset, you simply replace it. But if you buy the wrong audio console, you affect operations for years to come. As production needs change, so too does the landscape of product offerings in mixing consoles.

But it's tricky for these high-tech manufacturers. While incremental improvements to existing platforms can be made with relative ease, fundamental changes in technology and architecture (such as analog to digital) can take years to properly develop for practical applications.

Flying in the face of this fast and furious rate of tech change is the need for a new console investment to last awhile. Whether for studio, remote capture or post, today's consoles are expected to earn their keep. A purchasing misstep could cost tens, even hundred of thousands of dollars, both in cash outlay and operational productivity. So, it makes sense to look into the future before making a console purchase today.

### The future is digital

The first, and most obvious, trend is the move to all-digital consoles. Digital audio has been a viable alternative for more than a decade now. The technology provides nonlinear production workflow, non-destructive electronic editing, ease of transport and efficient storage. While there will always be demand for the warmth of analog inputs, the future of the broadcast signal path is inevitably digital.

One of the chief advantages of digital desks is channel efficiency. Rather than being locked into a channel count dictated by the number of input jacks, digital designs can have an unlimited number of inputs, routed as needed to the physical channel strips.

This efficiency grows in importance as the penetration of HD video is reflected in the need for surround-sound production, from programming to commercials. Broadcasters will need to manage multiple 5.1 streams while still providing viable stereo and mono feeds.

While there are rumblings that Dolby may upgrade its channel count, the problem for broadcasters remains the same — channel density of the audio feed. Using virtual tracks, digital matrix switching and multipurpose con-

This leads us to the next trend — open architecture. In a software-driven environment, the need to communicate with outboard production tools, digital archives and other control rooms will require great flexibility. Much like Apple's long-awaited embrace of the PC, digital consoles will be increasingly sophisticated in their ability to interact in a plug-and-play fashion with all the manner of computers, control devices and hardware.

Another implication of the steady growth of surround sound is the in-

**While there will always be demand for the warmth of analog inputs, the future of the broadcast signal path is inevitably digital.**

control surfaces, a digital approach allows many more input channels and submixes to coexist within a fairly modest footprint.

Powerful processing and cheap memory has enabled vastly improved audio resolution. Sample rates are moving from 44kHz to 96kHz, with 192kHz on the horizon. Software has become similarly more sophisticated, with plug-ins available for virtually every conceivable need.

### Hardware meets software

There is another trend in console design — modularity and scalability. Rather than simply buying all the channels that fit into the available space, it will become increasingly common for users to specify the precise, desired layout of their new console. This will allow users to move outboard gear into their "mainframe" audio consoles, as well as pay for what they need today while retaining the option of upgrading in the future.

creasing need to capture live content in surround. While this capability is already evident in today's large production trucks covering live sports and music in HD, look for ENG crews to add surround sound to their local coverage. This, in turn, means that station production rooms will need consoles that incorporate 5.1 surround and automated downmixes with the same ease of use that today's stereo desks provide.

### Topography and work surfaces

One reason console makers are investing so heavily in interface design: Operators need to use multiple new functions quickly, without having to spend weeks learning a new system. This is a major challenge.

Console surfaces that mirror traditional mixers are faster to learn, but comprehensive onboard DSP and total flexibility in mixdown hierarchy requires either too much real estate

# ICONIX

The World's Smallest HD Video Camera

## What Could You Do With a Dozen?



Multi-Format:

- 720p @ 24, 25, 30, 50, and 60 Hz
- 1080i @ 50 & 60 Hz
- 1080p @ 24, 25, 30, 50 and 60 Hz

- 3-1/3" Progressive Square Pixel CCDs
- Dual Link HD-SDI, DVI-D, and Analog Outputs
- 14-Bit Quantization

ICONIX Video, Inc.

800.783.1080

iconixvideo.com



or less efficient, multistep access. The latter may be fine in large-format production mixers, but not in small, fast-paced control rooms.

Increasingly, a single console will be expected to interact effectively with

Eventually, console design may evolve into the form factor of a massive touch screen, with photorealistic icons that react with the same sensitivity and functionality as the hardware we work with today. But fear not! Ev-

Finally, as audio increasingly takes the form of data streams, a major driving force in future studio environments will be the security of that data. In fact, the consoles of the future may not even pass audio directly.

As the speed and power of networks increase, mixing desks may evolve into pure control centers, communicating with a master media "engine" that drives the entire production environment from input to output — marrying audio, video, Web streams and metadata and then sending them to the appropriate delivery system on demand.

Your future console will be smaller, smarter, faster, more flexible and more reliable. It will adapt to your changing needs. It will, in short, be exactly what you need. **BE**

*Jack Kontney is founder and president of Kontney Communications.*

## Everyone knows there's nothing like the feel of a high-quality 100mm fader, and these will always be available.

the entire broadcast facility, including control rooms, studios and maybe even the office e-mail system. For console designers, the key will lie in knowing their customers' workflow and production processes and then creating modular, software-driven work surfaces that are easily configured to those immediate needs and yet still maintain a familiar look and feel.

Everyone knows there's nothing like the feel of a high-quality 100mm fader, and these will always be available.

Console design is all about meeting user needs, both at the time of purchase and down the road. So look for control surfaces to be on-demand environments that can change with your needs — but with the physical format and familiar tactile feel mixers prefer.

# QUALITY SOLUTIONS

## HFO Cable Checker

Compact and easy to use

Measures optic loss

Verifies electrical continuity

Features Canare HF connectors

Large backlit LCD display



### Innovative • Respected • Reliable

- Mid-size Video Jacks
- Optical Multiplexing Systems
- Easy-clean HFO Connectors
- Top Quality 75Ω BNC Jacks

Visit us on the web: [www.canare.com](http://www.canare.com)

California: 531 5th Street, Unit A San Fernando, CA 91340  
Tel: 818.365.2446 • Fax: 818.365.0479

New York: 60 E. 42nd Street, Suite 2306 NY, NY 10165  
Tel: 212.682.9661 • Fax: 212.682.9480



# Euphonix - Audio Mixing for Broadcast

## OB Sports

**Client:** Mobile Television Group  
**Console:** System 5-BP

**Notes:** One of six System 5 consoles in Mobile Television Group's new HDX Trucks. Euphonix StudioHub Router integrates with the truck's Jupiter and Pesa audio/video router systems.



## On-Air News

**Client:** KVUE Local News  
**Console:** Max Air

**Notes:** 96 channels of high quality audio controlled from a compact and easy-to-use surface. Max Air is packed with features to make the job of mixing news less stressful and much simpler resulting in a better show.



## Production

**Client:** KLRU 'Austin City Limits'  
**Console:** System 5-BP

**Notes:** Their System 5 has 132 channels, 48 mix busses, 12 aux busses, and 41 physical faders. Although the show is currently broadcast in stereo it is mixed in 5.1 surround for archiving.



Whatever the application Euphonix has the experience to meet your needs including fully integrating the console's audio router with most router control systems that utilize the ES-Switch protocol.

[euphonix.com](http://euphonix.com)

©2006 Euphonix, Inc. All rights reserved  
220 Portage Avenue • Palo Alto, CA 94306 • Ph: (650) 855-0400 • Fax: (650) 855-0410

 **Euphonix**

digital emotion



## Transmitters: The new ones are bigger

BY DON MARKLEY

**W**hen you wandered through the halls of NAB2006, the transmitter offerings seemed to be the same old things. There were small solid-state ones, ones with a big tube-type device, ones with several big tube-type devices and so on. However, when you investigated more thoroughly, it became apparent that there were some significant changes at the show.

### Power levels

The big news, at least to me, was the power levels available in solid-state systems. Until recently, it seemed that solid-state systems were available up to 10kW or so, which was nice for the DTV systems with ERP values of 50kW to 200kW. If a station was going to go the whole way to an ERP of 1MW, it really had no option but to pick out the klystron type it wanted.

While the tube transmitters may still be the system of choice, based on economic factors such as utility bills and replacement costs, solid-state systems are now available for high-power levels.

In addition to the high-power level stuff, several manufacturers showed new models of low- to medium-power solid-state systems that offered improved features for applications ranging from translators to scattered site systems and the majority of DTV stations.

One of those systems was Harris' new Atlas transmitter. It provides up to 13.5kW average power when using multiple cabinets or up to 4.5kW from a single cabinet. The series uses liquid-cooled amplifiers and power supplies. The exciter — the APEX ATSC system, which includes Harris' real-time adaptive correction — has been around

long enough to get the bugs out. Add a color touch screen for troubleshooting, and it's a very usable box.

The Atlas is also available for analog systems for stations whose old transmitter won't make it another couple of years. In analog configuration, the



For 8VSB operation, the Axcera Innovator HX uses the company's ATSC Ax-citer exciter.

maximum available power is 30kW. Of course, the analog version can be converted over to digital by changing the exciter, filters, etc.

Axcera showed two levels of digital transmitters — that's power, not quality levels. The Innovator LX is a small unit designed to operate as a translator, booster, driver or stand-alone transmitter. The available power levels range from 5W to 3kW for digital systems or from 10W to 6kW for analog. The transmitter's function can be changed by inserting different slide-in modules or rack-mounted components. For example, the available components would include various digital modulators, an analog modulator or a receiver for translator use. The equipment is air-cooled and frequency agile.

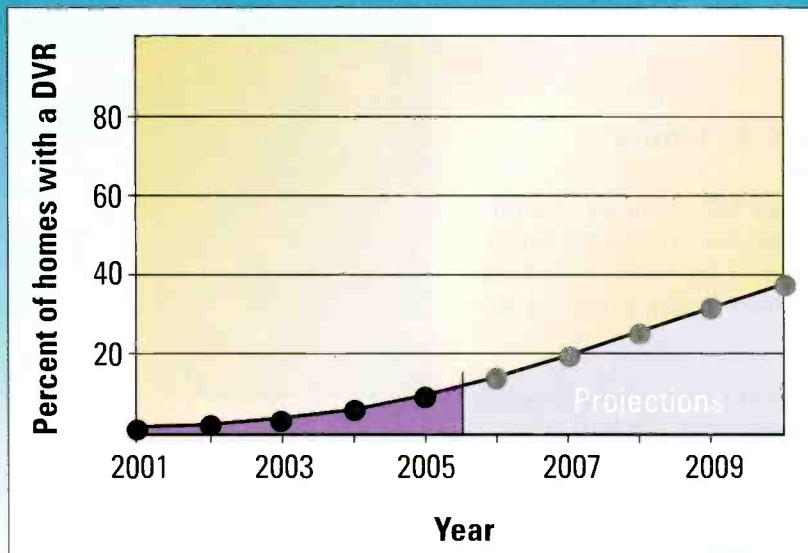
The higher-powered box from Axcera is the Innovator HX. The available power ranges from 2kW to 60kW digital and from 5kW to 120kW for analog service. Again, the equipment is air-cooled. With available dual exciters and automatic switchover on

## FRAME GRAB

A look at tomorrow's technology

### U.S. households with DVRs

A projected 20 percent of households will have a DVR by 2007




Source: Forrester Research/Nielsen Media Research

www.forrester.com  
www.nielsenmedia.com

S O M E O N E H A S T O M A K E

# The World's Best Transmitters



## Proven Transmitter Technology For Today's Digital World.

You can depend on DMT USA to provide solutions tailored to your needs. Whether it is a transmitter, translator, antenna or complete RF system, our broad range of proven products and customer care give you the options to make educated decisions. Discover the advantages of DMT.



ONE COMPANY • ONE MISSION • QUANTUM RESULTS

888-912-8326 • sales@dmtonline.us • www.dmtonline.us

# fischer broadcast connectors



## HDTV 1053™

- No Epoxy—No Polish
- Incorporates Unicam® Fiber-Optic technology
- Fast and easy termination
- Truly field install-able
- Superior connector simplicity and convenience
- Significant lower assembly labor costs

## Triax 1051/1052

- American and International Standards
- Fits 3/8" and 1/2" cables
- Superior shielding
- Waterproof rugged design
- Multiplex signal transmission



plus  
CORNING  
**fischer**  
CONNECTORS

Fischer Connectors, Inc.  
1735 Founders Parkway  
Alpharetta, GA 30004  
Tel: 800.551.0121  
Fax: 678.393.5401  
mail@fischerconnectors.com  
www.fischerconnectors.com

failure, it is designed for long-term unattended operation. The exciter system contains all the necessary correction circuits to maintain the proper digital output signal.

To look at the power level more carefully, let's assume that a station has an authorization for 1MW. For this example, the antenna has a medium gain of 25 and a 1000ft run of 6 1/8in 75Ω line on channel 25. The result would be a transmitter power output of 52.2kW. That means that the system would be doable with the Axcera box. We won't discuss cost and power use. It is important to recognize simply that a box out there is capable of working with big DTV stations. This is a big step up from solid-state transmitters five years ago, and it shows the continuing design of more powerful transmitters.

Another company showing high-powered transmitters at the show was Acrodyne (Ai). Ai's Depressed Collector Quantum transmitters feature power levels up to 120kW average ATSC 8VSB and DVB-T COFDM. The transmitters use the e2v ESCIOT and operate efficiently in either digital or analog service.

DMT's transmitters and repeaters include digital and digital-ready analog models in VHF and UHF bands, with air or liquid cooling. They offer 0.1W to 40kW output power and are compatible with all types of digital terrestrial TV networks.

Thales' Optimum and Ultimate range of solid-state TV transmitters range in power from 2kW to 60kW for analog and 800Wrms to 22kWrms for digital.

LARCAN has a new solid-state series known as the Eclipse. This system uses air-cooling with hot-pluggable modules for power amplifiers and power supplies. For DTV service, it ranges from 5kW to 40kW, with higher power available if needed. The unit is compact. A 20kW system can fit into less than 25sq ft. The system includes extensive monitoring and diagnostics to aid the station technicians. It is worth remembering that modern systems are sophisticated to

repair. Therefore, any help that the manufacturer can build in is a huge bonus to the operator.

## Air vs. liquid cooling

Going back to the liquid side, Rohde & Schwarz has NV 7000 digital transmitters available with power levels to more than 5kW. The modules are hot-pluggable without the loss of coolant. Each amplifier module has its own power supply cooled by the same liquid. The transmitters are available with dual exciters with automatic changeover. Both exciters fit in a standard 19in rack in only seven units of vertical space. That particular statistic should cause the old-timers reading this article to shake their heads. I remember when an old RCA sync generator, two units with power supply, would fill an entire rack. Adding color took another half rack. Of course, the signal generator has shrunk to a chip, including color, and has a stability never dreamed of in the old days.

The NV 7000 can be operated by a PC with Windows or by the built-in display. The entire construction of the units is high quality.

The one remaining discussion point is whether air or liquid cooling is more desirable. The liquid cooling is cool (pun intended), with little tubes running all over the place. It also is good for keeping the transmitter clean as the amount of air involved is limited. Liquid cooling does require an external heat exchanger to remove the heat from the liquid. Rohde & Schwarz uses a coolant called AntifrogenN.

Air cooling, on the other hand, is simpler. It is only necessary to keep a large amount of filtered air directed at the necessary heat producers. More maintenance is required to change filters regularly and to clean the equipment more often. No great determination is offered here — just a couple of things to ponder when shopping for one of those new and significantly improved digital systems. **BE**

*Don Markley is president of D.L. Markley and Associates.*



# eXtreme performance

*The new XR video modulators and demodulators offer wild capabilities.*

## **DM240 XR DVB-S/S2 Modulator**

- 30% Bandwidth Savings
- 1-250 Mb/s QPSK/8PSK/16QAM
- Gigabit IP/HSSI/ASI/G.703
- Upgrades to S2 and higher speeds



## **DD240 XR DVB-S/S2 Demodulator**

- 30% Bandwidth Savings
- 1-250 Mb/s QPSK/8PSK/16QAM
- Gigabit IP/HSSI/ASI/G.703
- Upgrades to S2 and higher speeds



## **HE4000 HD and SD Encoder**

- HD & SD Encoding Simultaneously
- Up to 5 Stereo Audio Pairs
- Available internal DVB-S2/S Modulator
- 1-160 Mb/s with built-in color Monitor



## **HD4000 HD and SD Decoder**

- Selectable HD or SD 4:2:2 or 4:2:0
- Supports BISS and Embedded Audio
- Available internal DVB-S2/S Demodulator
- Color Video Confidence Monitor

Phoenix: 602-437-9620  
San Diego: 858-805-7000  
UK: 44-1420-540233  
Singapore: 65-6225-4016  
Beijing: 86-10-65831975  
Latin America: 561-487-7972

**RADYNE**

**TIERNAN**

A Radyne  
Company

www.radn.com  
NASDAQ: RADN



NESN's two 32-fader C100 digital broadcast consoles from Solid State Logic are at the core of a digital infrastructure that will allow multichannel audio broadcast in the future. Shown here is chief audio mixer Mike Testa at the console in Audio Control Room 1. Photos by Dave King.


# NESN

## hits a home run with its new HD facility

BY SUSAN ANDERSON

**W**hen Boston Red Sox fans want to watch their team play, the New England Sports Network (NESN) provides just the ticket. Seen in more than 4 million homes throughout the six New England states, the network broadcasts about 150 Red Sox games each season, as well as in-depth pre- and post-game shows.

In addition to baseball, the network covers more than 70 Boston Bruins games each season; regional college sports; sports talk shows featuring columnists from *The Boston Globe*; outdoor programming; and "NESN SportsDesk," the network's sports and highlights program.



The studio used for "NESN SportsDesk" — the network's daily sports news and highlights program — employs Sony HDC910 studio cameras with Caron DIGISUPER 25xs lenses.

### A new playing field

In September 2003, the network began broadcasting Red Sox games in HD. However, NESN's goal was to originate *all* in-house programming in HD. Plus, it was outgrowing its small space in Fenway Park, which had just one studio and one control room. It was time for a new facility.

The network had three technical goals for its new space:

- Replace the infrastructure with a wideband digital core that's HD-capable.
- Update the facility to allow HD transmissions and studio productions

## Design team

The Systems Group (TSG)

Joe Difrisco, project manager

John Zulick, design engineer

Venue Services Group (VSG)

Josh Einstein, project manager

Mike Young, design engineer

NESN

Dave Desrochers, chief engineer

Les Correia, asst chief engineer

in HD.

- Update the infrastructure to allow for future technology enhancements.

To turn this game plan into a reality, the network recruited two systems integrators, The Systems Group (TSG) and the Venue Services Group (VSG). While the TSG was in charge of main engineering and master control room

that's 40ft x 50 ft and one that's 50ft x 50ft.

### All-star line-up

For the control rooms, the network selected equipment from Sony. At the core of production control is a Sony MVS-8000 switcher. The network had a Sony switcher in its previous build-

## NESN's goal was to originate *all* in-house programming in HD.

facilities, the VSG handled production control rooms and editing suites.

After a year and a half of searching for the right space and after a year of construction, the project was complete. In February, the network moved into its new state-of-the-art facility in Watertown, MA. It more than triples the network's existing spaces within Fenway Park from 12,500sq ft to 40,139sq ft. The facility includes two control rooms, a master control room, seven edit rooms, a voiceover booth, engineering areas and two studios — one

ing, so NESN knew it was reliable. And by selecting the same equipment, the transition was smoother operationally. Plus, the switcher allows the network to have two control panels tied to one mainframe, which was a significant cost savings.

Flanking each production control room is a multiviewing processor wall made up of large LCD screens that can be divided into four screens.

For master control, the network selected an NVISION router and NV5128-MC multichannel master

# Inscriber

## Stunning graphics, powerful workflow tools: The new Inscriber® G-Series™ HD/SD.



Chrysler's Retro Concepts

12:34 EST  
72°F



▶ 2006 Detroit Auto Show  
Exciting new concept vehicles debut

BCD-TV

10,959.87 ▼ -2.49

NASDAQ 2,317.04 ▲ +0.35

S&P 500 1,287.61 ▲ +1.55

10YR 1015

Processors

Routers

Servers

Editing

**Graphics**

Digital Signage

Test & Measurement

Monitoring & Control

Master Control & Branding

Management Software

Networking Equipment

TV & Radio Transmission Systems

H-Class Content Delivery Platform

**Creating, controlling, transporting and playing out graphics has never been easier...or looked better!**

The new Inscriber® G-Series® streamlines broadcast graphics content creation, interface and playout. Inscriber® G-Series™ graphics systems offer unique features like:

- G-Scribe™ advanced titling software
- Real-time animation and 3D FlyBy™
- Overlay™ persistent objects
- Multiple format software clips
- Digital clip and still store
- Advanced character effects



Inscriber® G3 3RU System

Add to this the ability to interface seamlessly in an automated or news/sports environment through standard MOS protocol or our unique Direct Control™ — and integrate customized, purpose-driven applications without having to use a separate device. Inscriber® G-Series™ is a graphics powerhouse.

**Inscriber® G1:** Real-time SD live production graphics

**Inscriber® G3:** The ultimate real-time SD/HD selectable live production graphics

For more information on Inscriber products visit [www.broadcast.harris.com/gseries](http://www.broadcast.harris.com/gseries)

Canada +1 800 397 0233 | USA East +1 800 231 9673 | USA West +1 888 843 7004 | Latin America +1 305 512 0045

**HARRIS**

assuredcommunications™

[www.harris.com](http://www.harris.com)

Broadcast • Microwave • RF Comm • Government Systems



At the core of production control is a Sony MVS-8000 switcher.

## Technology at work

Canon DIGISUPER 25xs HD studio lenses  
 Chyron Duet HyperX HD/SD switchable CG  
 Evertz MVP multi-image display and monitoring systems  
 EVS HDXT[2] disk recorder  
 Leitch  
 Nexio NX4200HD server  
 Nexio NX4000TXS shared storage server  
 Middle Atlantic racks  
 NVISION  
 NV5128-MC multichannel master control switcher  
 Multiformat router  
 RTS Adam intercom system  
 Solid State Logic C100 digital broadcast consoles  
 Sony  
 HDC910 HD studio cameras  
 MVS-8000 production switcher  
 Video monitors  
 Wohler audio monitors

control switcher. The switcher's software GUI interface enables flexibility in the design of master control. It's easy to program in order to make changes, which is important because the network pumps out four channels — three SD and one HD.

NESN's line-up also includes Sony HDC910 studio cameras with Canon DIGISUPER 25xs lenses. The network had been using these already since it began broadcasting Red Sox games in HD three years ago, so it purchased additional units for its HD studios.

Anchoring the studios are two Solid State Logic C100 digital broadcast consoles. The network chose the consoles because they're modular and fully programmable. Plus, the units will support the network's plan to go to 5.1-channel audio in the future.

The seven edit suits aren't all filled. The network brought over its existing editing systems and plans to replace them with a tapeless system this year.


### Play ball

To support its goal of all-HD programming, the network employs gear

from Telecast Fiber Systems. Viper I, Viper II and Adder modular fiber-optic systems use 14mi of leased dark fiber lines from cable television and Internet service provider RCN to send all communications between its headquarters, sports venues and up-link facility. The systems also perform monitoring, as well as move audio and video signals from Red Sox and Bruins games to the new Watertown facility.

This allows the network to put three uncompressed HD feeds and a combination of analog and Ethernet feeds, in addition to L-Band satellite return monitoring feeds, on redundant RCN fibers. With this four-channel and eight-channel optical multiplexing capacity, the network is able to use fewer cross-town fibers for its transmissions. It also allows room for additional channels or signals in the future.

The new facility controls post-game shows and other programming from the linked venues, with sources coming directly into the network's new control room. The HD signal is compressed only at the satellite uplink; it remains uncompressed



**THE DIFFERENCE  
BETWEEN TOLERANCE  
AND ZERO TOLERANCE**

AS PASSIONATE AS YOU ARE

**AJA**  
VIDEO SYSTEMS

TO LEARN MORE ABOUT THE DIFFERENCE OUR  
SD, HD, AND AUDIO CONVERTERS CAN MAKE,  
VISIT US AT [WWW.AJA.COM](http://WWW.AJA.COM).

# SYSTEMS DESIGN SHOWCASE

from capture through production. As a result, images remain clean.

Also on NESN's roster is a Viper I Mussel Shell, a portable, modular enclosure that's HD-capable. The network uses the unit for coverage of home Red Sox games, during which its camera crew conducts pre-game interviews. These signals connect through the private fiber network all the way back to the new control room for remote production. In the past, the network managed this from its smaller control room at Fenway Park.

## Box score

The new production center has proven to be a big win for NESN. Its operators now have plenty of room to move around. They're also thrilled to be able to produce two programs simultaneously and produce shows in



Shown here is NESN's videotape room with EVS operator Jim White (left) and producer Todd Kerrihey.

HD right from the studio — something they couldn't do before.

In fact, this year NESN became the first network to broadcast all its team's games in HD. Last year, it produced 176 HD programs, or 493 hours of HD programming. This year, the network plans to produce more than 1,200 HD

programs, or more than 3,330 hours of HD programming. With the new facility, NESN and its staff are at the top of their game.

BE

*Susan Anderson is managing editor of Broadcast Engineering and Broadcast Engineering World magazines.*

# Go Native Booth 9.251

with 1920 x 1080



V-R231P-AFHD  
Price: \$5999


Marshall's new 23-inch High Definition monitor let's you GO NATIVE with 1920 x 1080 digital and analog video. For under \$6K you get a loaded package with inputs for HDSDI/SDI, Analog Component YPrPb, S-Video, Composite, XGA from your computer and even DVI-I for HD video or computer generated images. All the features you need for HD production, like frame markers, safe area, adjustable color temperature and Pixel-to-Pixel native display for any video format are included and can be directly accessed without menus. All of this is in a durable all metal compact package with optional scratch resistant polycarbonate screen protection that can be rack mounted or used on a desk top.

**Marshall  
Electronics**

Tel.: 800-800-6608  
Fax: 310-333-0688

**LCDracks.com**





## Transmitter presence.

**We're building our transmitter business with performance, reliability, and service.**

Our installed transmitter base is large and growing. There are many reasons:

- Both air-cooled and liquid-cooled, solid-state technology for exceptional reliability
- VHF and UHF, Analog and Digital
- Small footprint, low noise, high efficiency
- Responsive US-based service
- Unbeatable support

We've sold more digital television transmitters than anyone in the world. Like so many others, you stand to benefit from our technical excellence, comprehensive US service infrastructure and proactive support. Find out more at [test-rsa.com/TVTrans/BE](http://test-rsa.com/TVTrans/BE)



**ROHDE & SCHWARZ**

[rohde-schwarz.com/USA](http://rohde-schwarz.com/USA) • 1-888-837-8772

# The 2GHz relocation:

A midterm report card

BY GEORGE MAIER



Steerable and omnidirectional ENG antennas, such as these perched above the streets of Baltimore, will require new filters for the 2GHz BAS relocation. Photo courtesy J. Woznica.

As of this month, the clock for the 2GHz relocation project taken on by Nextel (which recently merged with Sprint) has been ticking for approximately 15 months, or about half of the time the FCC allotted for completion of the broadcast auxiliary services (BAS) transition process.

The questions on many minds:

- How well has Sprint Nextel performed up to now?
- Will the company complete the task on time?

To be fair, nothing like this has ever been attempted. The schedule was tight to begin with, and there were no handbooks with an easy-to-follow game plan.

To understand where the process

stands, one must be familiar with, or at least review, the original FCC timeline requirement. FCC document 04-168 was released on Aug. 8, 2004, and published in the Federal Register on Nov. 22, 2004, which is the official start date.

The document is officially titled "Report and Order, Fifth Report and Order, Fourth Memorandum Opinion and Order, and Order." The confusing title is because the rulemaking encompassed by 04-168 covers nearly 10 years of ground, as well as FCC decisions, including:

- WT Docket 02-55;
- ET Docket No. 00-258;
- RM-9498;
- RM-10024; and
- ET Docket No. 95-18.

Reduced to its most basic meaning, Sprint Nextel has been granted the right to operate on frequencies at the

DATE	EVENT	COMMENT
Aug. 6, 2004	FCC releases rulemaking	WT Docket 02-55, ET 00-258
Nov. 22, 2004	Rules published in Federal Register	Project clock starts
Feb. 7, 2005	Nextel accepts FCC R&O	Delayed from original date
April 2005	First kickoff meetings commence	
April 2006	12-month progress report to the FCC	
Sept. 7, 2007	Project due to be completed	

Table 1. Important relocation dates

Get the big picture...

or focus on  
the details.

Fujinon's 27X lens delivers  
the longest focal length and  
widest viewing angle!

- Widest angle of 6.5mm
- Highest optical performance
- Improved color balance
- Smaller size
- Reduced operating noise



**FUJINON**  
FUJIFILM

OS-TECH  
DIGI POWER

FUJINON  
**HD**  
DIGITAL

Broadcast and Communications Products Division

FUJINON INC. 10 High Point Dr., Wayne, NJ 07470-7434 Phone: (973) 633-5600, FAX: (973) 633-5216  
FUJINON CORPORATION 1-324 Uetake, Kita-Ku, Saitama City, Saitama 331-9624 Japan Phone: 81-48-668-2152

[www.fujinon.com](http://www.fujinon.com)

# The 2GHz relocation:

## A midterm report card



Shown here are rows of MRC DAR-2 2GHz hot-standby STL terminals, flanked by boxes of CodeRunner 2 transmitters and CodeRunner 4 receivers stored in a Sprint Nextel warehouse. Photo courtesy MRC.

low end of the 2GHz BAS band. As a part of this authorization, the company is obliged to relocate all existing broadcast licensees to new frequencies within 30 months of its acceptance of the FCC rulemaking. Even under absolutely ideal circumstances, this is a tall order. (See Table 1 on page 50.)

Prior to the project's start, Nextel had identified 210 DMAs, which the company said would have to be relocated at a rate of two to three per week. This meant it could take anywhere from five to 15 months to complete each DMA.

The fundamental steps each BAS licensee is obliged to follow in the relocation process, including time estimates are shown in Table 2. The first round of kickoff meetings began in April 2005. And the first four steps went rather well. Unfortunately, step five — the placement of equipment orders — proved troublesome.

It is interesting that NAB2006 served as the backdrop to remind everyone that one full year had elapsed since the project started. Relocation talk dominated NAB2005, and

here we were at another NAB discussing it again, but not necessarily the same issues. Over the course of the year, sticking points emerged between Nextel and the broadcasters.

The first point of resistance were Nextel nondisclosure agreements that all stations are obliged to sign prior to starting the process. The reasons for the objections were simple. While the management in any given television station may be in fierce competition with others in the same market, the engineering crews are generally on good terms. As a matter of necessity and survival, engineers must cooperate or chaos would result.

MILESTONE	APPROXIMATE TIME REQUIREMENT
Kickoff meetings (public and private)	2 weeks
Completion of equipment inventory	5 weeks
Inventory verification	4 weeks
Frequency Relocation Agreement	6 weeks
Placement of equipment orders	2 weeks
Equipment manufacturing and delivery	8 weeks
Installation	8 weeks
Cutover to new plan	2 weeks
Final cleanup of outstanding issues	8 weeks

Table 2. Relocation milestones and timetable

The worry was that it would be nearly impossible to keep all terms of an agreement quiet. Also, there were questions about the need for secrecy when everyone is theoretically offered the same deal. While Nextel was able to put initial fears aside quickly, unanticipated problems soon developed.

### The Sprint factor


On Aug. 12, 2005, Sprint announced the completion of its merger with Nextel, a process that had started with the initial announcement on Dec. 12, 2004. Certainly everyone involved in the 2GHz relocation was well aware of the impending merger, but the finality of the agreement caused some worries among broadcasters and manufacturers. Would Sprint maintain the same commitment to the project?

In a small industry like broadcast, rumors travel at the speed of light — regardless of their accuracy. The Sprint Nextel merger created rumors that still circulate, with the most prevalent being that the combined company will not continue to support the relocation. Fortunately, the facts do not support this rumor.

According to the terms of the merger agreement, the new company must honor the obligations, rights and responsibilities Nextel originally agreed to, including clearing (the BAS licensees from) 1.9GHz in accordance with the FCC's rules.

### Inventory, quote, quote, quote, verification and scrub!

Sprint Nextel's computerized inventory process does an adequate job, but firsthand experience with entering the data and reviewing the reports proved that it can take time to understand the system and get it right. In most cases, it is an iterative process. Once the final Enter button is pushed, the Sprint Nextel verification crew compares



## ADC's Pro Patch™ video panels

have long been recognized as the leader in video patching. Panels are available in a wide variety of configurations for rack sizes, jack types, and color options. The PPI series panels are the ideal choice for demanding professional environments:

- Durable welded-steel frames prevent bent, cracked and broken ears
- Widest variety of jack types available including standard, midsize, and MUSA standard
- Exclusive snap-over designations keep cards and windows in place and make changes easier
- Durable molded ABS inserts prevent stripped screws and cracked inserts

Whether it's copper or fiber, ADC's audio, video and data products are built to provide unmatched performance and reliability, and all ADC products are backed by outstanding pre/post-sale engineering support as well as the industry's best warranty.

Contact us today and find out why ADC means "performance by design."



2x32 Midsize PPI Series Super Video Jack Panel

**Call today for fast delivery!**

For a free copy of ADC's 13th edition broadcast product catalog, call 1.800.366.3891 ext. 20000. Or visit [adc.com/broadcast](http://adc.com/broadcast).



# The 2GHz relocation: A midterm report card

the submitted inventory with the actual physical inventory and makes any needed adjustments, and then a "scrubbed list" is generated.

Although the verification process has been fairly painless, the company initially encouraged BAS licensees to start the quote process prior to completing an inventory. And the manufacturers were anxious to respond, until they became bogged down with quote requests and revisions.

The key problem is: Any change in the final inventory and resultant scrubbed list requires a new quote, as Sprint Nextel can only accept a quote that is in total agreement with the final scrubbed list. Once the initial bottleneck was recognized, Sprint Nextel and the equipment vendors finally decided that quotes should be solicited only when the final scrubbed list is complete and accepted.

## The FRA roadblock

One of the biggest issues has been the final contract, known as the Frequency Relocation Agreement (FRA) between Sprint Nextel and the BAS licensee. The Nextel legal team prepared the original agreements and viewed things a bit differently than the broadcast legal teams. Not surprisingly, the whole conversion process soon ground to a halt.

In addition to contract language disputes, the issue of tax payments

as a "gift" according to the tax laws. Broadcasters wanted the free equipment, but didn't want to pay the taxes on it.

The resulting slowdown started affecting the vendors. The equipment vendors had built up large invento-

an FCC progress report due soon and NAB2006 in view, Sprint Nextel made a series of procedural changes to speed up the process. (See Table 3.)

With the help of MSTV, the company released a revised FRA on April 4, 2006. The changes included clarifying



A bird's eye view of MRC's Sprint Nextel warehouse area. Photo courtesy of MRC.

ries and even hired additional help in anticipation of new orders. However, the predicted orders were not materializing. Many wondered if the whole relocation project was in trouble.

## One year later

By December 2005, 500 stations had completed their equipment invento-

terminology and an improved change order process that provides a mechanism for approval of unanticipated costs after the relocation is underway.

A new, five-person team was formed within Sprint Nextel to focus on the preparation of the FRA and to speed up the equipment cost estimates and implementation schedules. Also, as part of the closing process, the company now provides a summary of all payments made to the broadcaster and reconciles them against final receipts and invoices.

Other procedural changes included:

- the addition of spectrum monitoring equipment as eligible for "comparable" facilities;
- replacement of milestone payments with a monthly reimbursement plan;
- improvements in soft cost spreadsheet models; and
- clarification of the timing of quotes.

Sprint Nextel was highly visible at this year's NAB show. It provided a series of public and invitation-only presentations for BAS licensees and

MILESTONE EVENT	COMPLETED	REMAINING
Market kickoffs	140	65
Complete inventories	663	392
Verified inventories	414	641
Quote packages in review	45	?
FRA signed	21	>1000
DMAs converted	1	204

Table 3. Project statistics reported at NAB2006

was raised. Effectively, Sprint Nextel is giving new equipment to the broadcasters, which must be treated

ries. Even so, only a handful of equipment orders were shipped. With the project running slower than planned,

# Unlock Your Imagination

**FOR.A**<sup>®</sup>  
INNOVATIONS IN VIDEO  
and AUDIO TECHNOLOGY



Imagination to Creation

[www.for-a.com](http://www.for-a.com)

Introducing the low cost addition to the Hanabi family of switchers:  
The HVS-500HS multi-format HD/SD switcher.

## HVS-500HS "1M/E HANABI Portable" **NEW**

This versatile new switcher can handle everything from editing and in-house studio applications to outside broadcasts and live productions. The main chassis and control panel have been combined into a compact self-contained unit, making it ideal for small trucks and fly packs. But, best of all, the surprising low cost of the HVS-500HS makes it an easy choice for multi-format productions.

- Functional in HD and SD format modes
- Analog and SDI input/output options can be selected
  - Analog component/RGBs (PC)/composite I/O board
  - HD/SD SDI I/O board
- Up to 8 HD/SD SDI inputs are possible; up to 12 total inputs possible
- PGM/PVW/AUX output available
- One DSK comes standard, and one keyer is available as an option
- Optional up conversion and frame synchronization card



FOR-A Company Limited / Head Office (Japan): Tel: +81 (0)3-3446-3936  
USA (CA, NY, FL) / FOR-A Corporation of America: Tel: +1 714-894-3311  
CANADA (Toronto) / FOR-A Corporation of Canada: Tel: +1 416-977-0343

UK (London) / FOR-A UK Limited: Tel: +44 (0)20-8391-7979  
ITALY (Milan) / FOR-A Italia S.r.l.: Tel: +39 02-254-3635/6  
KOREA (Seoul) / FOR-A Corporation of Korea: Tel: +82 (0)2-2637-0761

# The 2GHz relocation:

## A midterm report card



One Boston Place, the most popular ENG site in downtown Boston, is scheduled for some major work during the 2GHz relocation. Photo courtesy of WCVB.

manufacturers. The company also circulated personnel throughout the convention halls, including at the booths of major equipment vendors. Staff was also stationed at the Sprint Pavilion in the LVCC monorail station. Presentations covered progress made, information on the training sessions, digital equipment operation, the quote process and relocation weekends.

Perhaps the most interesting aspects of the report card addressed what has actually happened to date vs. the original plan and the current plan for completion. As noted earlier, the original estimate for completing the 210 DMAs was based on two or three DMAs per week. The FCC mandate requires completion in 30 months (or 130 weeks), which is September 2007. Some DMAs were combined, but looking at the math completion, projections were:

- 105 weeks with two DMAs converted per week;
- 70 weeks with three DMAs converted per week; and
- 84 weeks with 2.5 DMAs converted per week.

That gave Nextel a built-in margin of 25 to 46 weeks in its original estimates to get the program under way. The process should have been in full swing by the beginning of January 2006 to meet the deadline. According to its original schedule, Sprint Nextel should have relocated 58 markets by NAB2006, but it had not completed any as of May 25. Between that date

and Sept. 7, 2007, there are approximately 46 available relocation weekends, which means that an average of 4.5 DMAs must be converted per week in order to make the deadline.

Sprint Nextel still maintains that meeting the deadline is possible and is pushing hard to make it happen. However, the largest concentration of relocation activity appears to be scheduled from December 2006 through March 2007, which is in the dead of winter in many areas of the country.

### Relocation weekend

Although many of the major roadblocks appear to have been eliminated, there is still a good deal of apprehension relative to the actual relocation procedure. Because no DMAs have been relocated, there is no way to gauge how the procedure will work in practice.

The basic working assumptions are:

- All equipment in a given DMA has been installed and tested.
- New frequencies have been locally coordinated and agreed to.
- Each radio will require approximately 30 to 90 minutes to retune and test.
- Everyone must agree to the change two weeks in advance and reverify readiness three days in advance.
- Tower crews may be needed to change filters, etc.
- A sanity check/progress assessment will be made at the midpoint of the change process, i.e. Saturday.

The weekend scenario may seem like a good idea, but not everyone agrees. A fair proportion of major news events occur over the weekend, and TV stations are generally at a skeleton staff level during these times. Weather-related issues could be a major factor, particularly in view of the fact that much of the activity is planned in

winter. Without a doubt, a lot will be learned in the first few cutovers.

### But wait, there's more

As if the whole relocation is not enough to deal with, there are two interrelated issues brewing that threaten to have an effect on the conversion process. One is FCC RM-11308, and the other is Department of Defense uplinks being allowed in the 2GHz BAS band.

Rulemaking RM-11308 is the result of an SBE Petition for Rulemaking proposing to modify the FCC's Universal Licensing System and FCC Form 601 to allow TV pick-up licensees the option of entering the coordinates and antenna height of ENG central receive sites. This would allow any potential AWS licensee to quickly and anonymously do a point-radius search and thereby avoid selecting a new site that may cause harmful interference to an existing ENG central receiver.

The petition was well received by the broadcast community, by virtue of the supporting comments filed by NAB, CBS, Cox, Disney ABC and Tribune Broadcasting. Incredibly, Sprint Nextel filed comments against the petition and maintains that it imposes additional frequency coordination requirements. The petition includes no such language, and Sprint Nextel has not provided any further clarification of its position.

Although not specifically a part of the Sprint Nextel relocation, the FCC has created a situation that may cause an additional threat to 2GHz BAS licensees that Sprint can help to mitigate. In accordance with WT Docket 02-55, U.S. Department of Defense (DoD) tracking, telemetry and commanding (TT&C) satellite uplinks will be moved from the 1761MHz to

## Web links

Sprint Nextel broadcast relocation: [www.2ghzrelocation.com](http://www.2ghzrelocation.com)  
The SBE: [www.sbe.org](http://www.sbe.org)  
The FCC: [www.fcc.gov](http://www.fcc.gov)



1842MHz federal government Space Ground Link System band to the new 2025MHz to 2110MHz TV BAS band. This move was triggered by the reallocation of the 1710MHz to 1755MHz federal government band to the commercial sector to support even more Advanced Wireless Services spectrum.

The DoD uplink transmitters have power outputs up to +70dBm (10kW) operating into 30m uplink antennas with a gain of around 45dBi. This results in an equivalent EIRP of around 115dBm. The side lobe suppression of these uplink antennas is roughly 60dB. The result will be horizontal RF radiation and potentially toward an ENG site on the order of +55dBm. A typical ENG truck might operate with an EIRP around +65dBm, meaning the DoD uplinks could be operated co-channel. If so, then these interfering signals will be seen at the broadcaster's central receiver just 10dB below the desired remote broadcast truck's signal. Even if the DoD agrees to make every effort to avoid interference, without RM-11308, it will face the difficult task of contacting every TV station that may be affected by its transmissions to identify the locations and technical data of each ENG receive site.

Another recent development: In a total reversal of their original position, and perhaps as a sign of the pressure for timely completion, Sprint Nextel released a memo to BAS licensees on June 15. It's intent was to convey that Sprint Nextel would no longer pay to upgrade Microwave Radio Communications (MRC) CodeRunner radios, but would pay for new CodeRunners.

Although the basic message was there, the wording led many to believe that it was MRC's idea, and that MRC was unwilling upgrade its radios. This process will offer Sprint Nextel substantial cost savings, and the company originally applauded the MRC upgrade plan. On June 20, Sprint Nextel circulated a second memo clarifying that it was its decision, not MRC's, and that it had no concern about MRC's equipment or performance.

The second memo also admitted that time was the main issue.

### Stay tuned

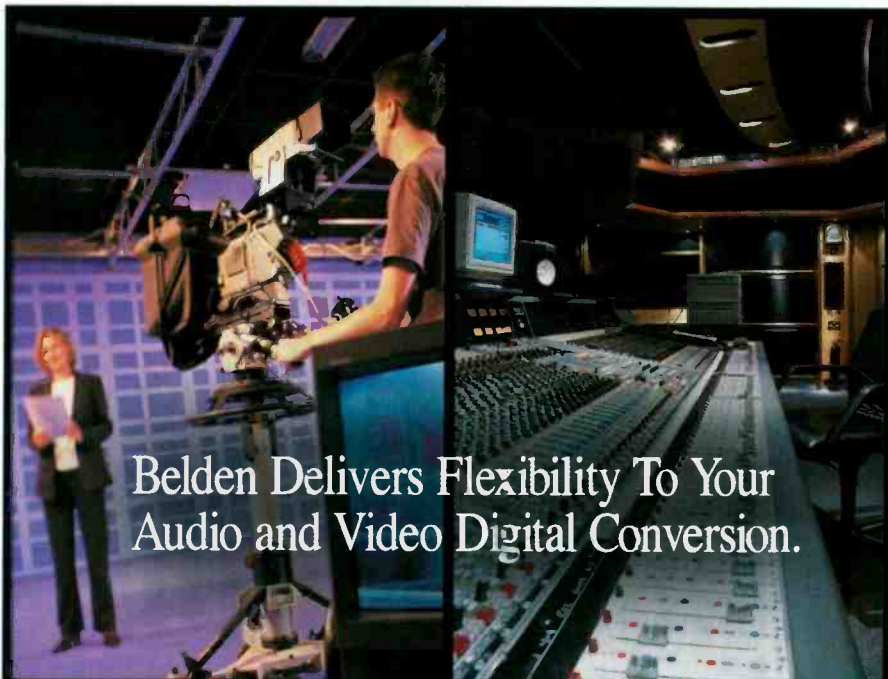
As noted in the beginning of this article, nothing like this has ever been attempted. As relocation continues, additional issues will surface. Sprint Nextel, BAS licensees, the FCC and

microwave manufacturers must work closely together if this conversion is to succeed.

**BE**

*George Maier is the founder of Orion Broadcast Solutions, a broadcast consulting firm.*

*Thanks to the SBE for providing advance information about its white papers on RM-11308 and WT Docket 20-55.*



## Belden Delivers Flexibility To Your Audio and Video Digital Conversion.

**Analog, Digital or Data —  
More Broadcast Engineers  
Choose Belden Than Any Other  
Brand of Cabling Products.**

**Why? Because broadcast engineers know that Belden has an extensive line-up of digital cabling products — including Data cables — and the quality to match.**

**Whether you're installing cable in a television or radio studio, a video post-production facility, an indoor or outdoor sports arena, a film production studio, a church, a government chamber, or an entertainment venue — any area where a high quality signal is important — Belden has the digital cable to meet your needs.**

**To make your selection process easier, we're offering a 4<sup>th</sup> Edition of our "Digital Studio Cable Guide." This Guide will help your understanding of digital cables, SDI and AES/EBU specifications, HD Radio concerns, key electrical/distance parameters, and why Installable Performance® is important to cable performance.**




**Look to the leader. Call the Belden CDT Electronics Division at 1-800-BELDEN-4 and get a free copy of the definitive "Digital Studio Cable Guide." Or download a copy from Belden's Web site at: [www.belden.com/tb65.pdf](http://www.belden.com/tb65.pdf).**

  
**BRILLIANCE®**

  
**Belden CDT**

**Performance Delivers The Future®**

©2004 Belden CDT Inc.





# Planning for effective digital asset management

BY ALAN SAWYER

**T**he road to digital asset management (DAM) is paved with good intentions. However, most DAM projects never realize their full potential. The reasons for this are varied. This article presents some of the common reasons DAM projects underachieve or fail altogether and includes suggestions to help you plan for the introduction of effective DAM within your organization.

When implementing a DAM system, you are not just purchasing a product; you are fundamentally changing the way you will work with content, and this may extend throughout your organization. Without careful planning, you will not meet your objectives.

DAM is effective when the content is catalogued in a meaningful way, available in a timely fashion, and accessible in a useful manner and in a usable format. Keep this in mind at all times as you plan your project. As the industry moves toward greater repurposing of content for new delivery platforms such as the Internet and wireless devices, the need for effective DAM in broadcasting has never been greater. These new distribution models make DAM a mission-critical part of your environment, so it is critical to examine your needs thoroughly and plan carefully — not just for today, but also for the future.

**Photo: Taj Television in Dubai Media City employs the Harris Broadcast Master system, which manages planning, content and material acquisition, presentation, scheduling, and library management.**

# Leaders

in

# TV

# AUTOMATION

**Follow Moore's Law...**

**Every other Industry has**

## ACUITAS™

Finally an integrated automation and play-out solution using off-the-shelf hardware -  
*Now that's revolutionary*

From the smallest operations looking for simple Commercial Insertion, to the most complex syndication and live news schedule, Florical has solutions to fit your needs.



## FLORICAL SYSTEMS™

4581 NW 6th Street  
Gainesville, Florida  
32609-0708

PH: 352.372.8326  
[www.florical.com](http://www.florical.com)  
[www.acuitastv.com](http://www.acuitastv.com)

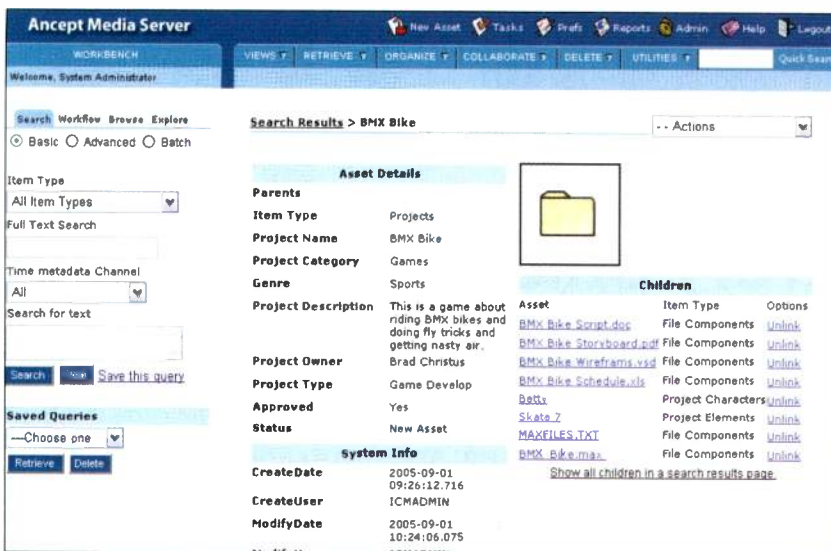
## Define the role of DAM within the enterprise

Organizations often have an incomplete vision of the role of DAM in the enterprise. In the evolving broadcast-ing world, the role of DAM goes far

broadcast-segment level in order to facilitate re-packaging of content. It may also need to be stored in multiple bit rates and formats for different platforms (e.g. MPEG-2 for playout and QuickTime for the Internet).

need together at the same time.

Broadcasters must, therefore, take a holistic view of the information needs of the entire enterprise when considering DAM. To achieve full value from DAM, the scope of your project should extend beyond merely providing management for your broadcast content. Addressing the broader content issues *after* selecting and implementing a DAM system is usually too late in the game. Review your DAM strategy in the broader context of the needs of the entire enterprise *before* you proceed with the selection of a specific DAM solution. Ensure that the chosen solution aligns strategically with your overall content management vision.



Inter-related digital assets of mixed types. Screen shots courtesy North American Systems.

beyond being just a replacement for existing content storage approaches. Content management must now be able to serve multiple purposes and multiple delivery platforms, such as video on demand (VOD), Internet download and streaming, and delivery to mobile devices. The content needs to be available at the production-element level as opposed to the

In addition, there is a need to incorporate content from other departments, such as programming, marketing and legal, into the DAM system in order to maximize the value provided by the DAM system. Implementing different DAM solutions for different departments leads to "islands of content" and makes it difficult to bring all of the relevant information users may

## Understand that metadata is critical

Metadata literally means "data about data." In the broadcasting context, it really means descriptive information about the video content. This can include basic technical data, such as the encoding format and audio/video bit rates, as well as non-technical information, such as the episode name, the director's name and the original air-date. Metadata also can include much more extensive information at the segment, scene or even frame level.

Taxonomies are standardized ways of cataloging information. Metadata taxonomies define what metadata should be included and the format the information should follow. The metadata used for content storage in your DAM system is important, and you should look to industry-standard taxonomies. The MPEG-7 Multimedia Content Description Interface ISO/IEC standard, for example, was developed by the Motion Picture Experts Group as an industry-standard metadata taxonomy for describing video content to facilitate content searching. The metadata can include SMPTE timecode references, so you can locate and go directly to specific scenes within a program. Other standards exist for video content as well. Choosing the standards you will use



The breakdown of an asset into keyframes


NEWS BREAKS. NOW YOUR WORKFLOW WON'T.



The SDLT 600A anchors your workflow with its directly accessible, network-attached, file-based storage.

File-based workflow is headline news in the broadcast and professional video industries. With the Quantum SDLT 600A, you can confidently move from video tape-based storage to a file-based storage medium — from ingest to archive. With MXF-aware performance that accesses valuable metadata, built-in Gigabit Ethernet and faster-than-real-time transfer rates of up to 288Mb/sec, the SDLT 600A will become a key player in your news operation.

Get your free **Guide to File-Based Workflow** at [www.quantum.com/tape4tapelessworld](http://www.quantum.com/tape4tapelessworld)



Quantum

BACKUP. RECOVERY. ARCHIVE. IT'S WHAT WE DO.™

has significant long-term implications and must be carefully considered.

## Manage requirements properly

The failure of most technology projects of any kind can usually be traced to inadequate requirements definition or poor management of the requirements that are identified. Ensure that everyone who has an interest in content management (the stakeholders) has been identified and that their requirements are fully understood. Throughout the planning process, and the subsequent vendor evaluation, ensure that every requirement is addressed.

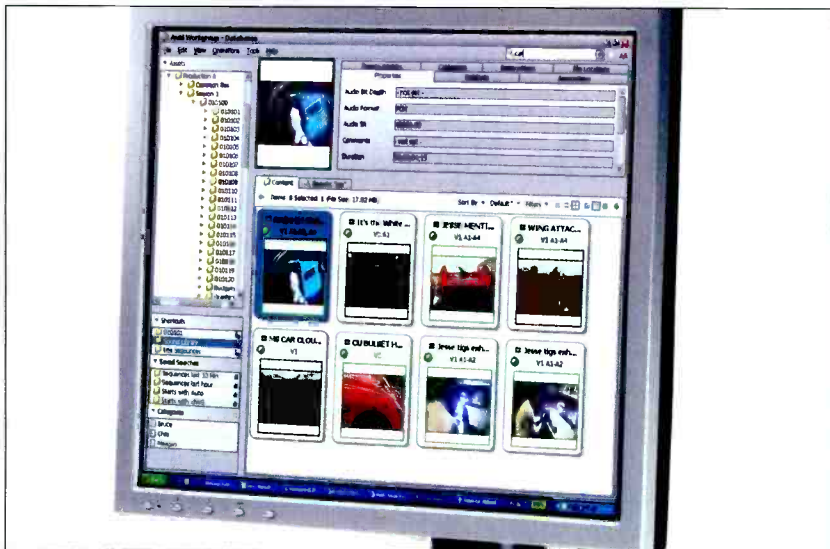
Understand, too, that requirements change over time and may even change before you have completed your selection process. Stay close to your users in order to understand what they are really looking for. A common reaction to a system that is implemented based on poorly-managed requirements is: "It's exactly what we asked for but not what we need." Understanding the complete requirements — and what is really intended — is critical.

Ensure that all of the requirements you identify are properly recorded in a suitable requirements management

software program. This will permit you to understand the implications of future requirements changes and to recognize the side effects and impact of subsequent changes that may be

tionality and capabilities.

By choosing to include or exclude, you are less likely to preclude. Preclusion occurs when something cannot be done because of limitations of the



Avid Interplay Access lets team members navigate project files such as clips and scripts from a standard desktop computer.

made to the DAM system down the road.

Often the biggest problems with any technology project lies not in the decisions that are made but, rather, in those that are not. Review your solution design carefully. Make conscious decisions to include or exclude func-

sion that were not considered at design time. It is okay (and usually necessary) to design a solution that has limitations; just be sure to know what those limitations are by consciously deciding to include or exclude capabilities.

Consider process impact and

## The question isn't why we're offering no-fee support. The question is, why isn't everybody else?

When our customers talk, we listen.

So when they said, "We love your automation software, but we don't want to pay extra for support," we said, "Okay."

They said, "Really? Why doesn't everyone treat us this well?"

"That," we said, "is a good question."

### ■ Announcing Crispin 4 Life.

No-fee 24/7 support for your automation software.



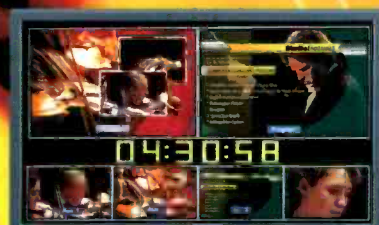
*Automation just got easier.*

Let's talk about you: [welisten@crispincorp.com](mailto:welisten@crispincorp.com) 319-845-7744 [www.crispincorp.com](http://www.crispincorp.com)

# ENTER TO WIN!

# StudioENSEMBLE

TECHNOLOGY IN PERFECT HARMONY


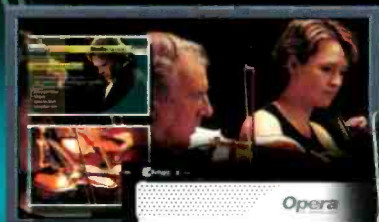


**COMPIX**  
media **CG**

**ARIA 2000R** Character Generator


**AVITECH**

**MCC8004dE** Multiviewer



**Echolab**  
switched on

**OPERA 3408** Dual Format Switcher



**30 Systems**  
**BROADCAST**

**IMAGE SERVER 2000**

**EVERYTHING YOU NEED FOR GREAT PRODUCTIONS**

FINALLY, NOW YOU CAN AFFORD A SEAMLESSLY INTEGRATED STUDIO PRODUCTION SOLUTION

**FREE INTEGRATION SOFTWARE VALUED AT \$10,000 WITH PURCHASE**

THE WORLD'S "BEST OF BREED" COMPACT BROADCAST QUALITY PACKAGE

**WIN THIS COMPLETE STUDIO SOLUTION!**

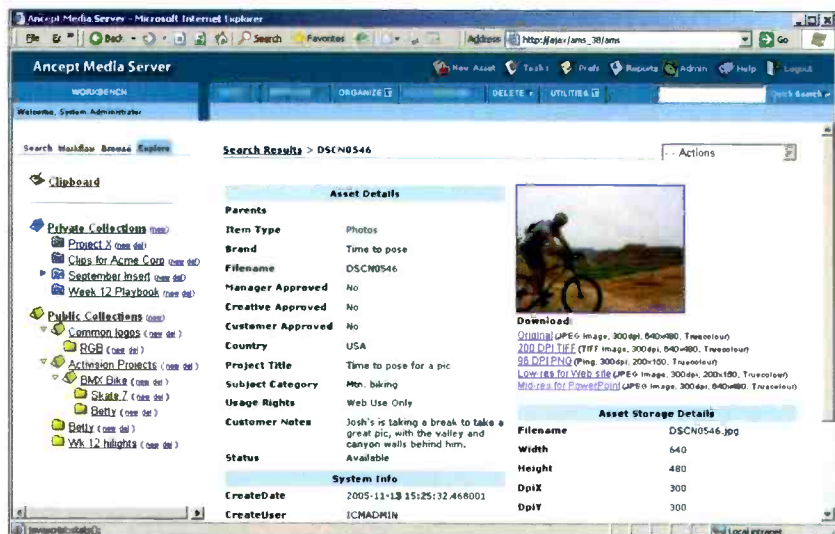
**[www.studioensemble.com](http://www.studioensemble.com)**

# Planning for effective digital asset management

organizational change too. Broadcasters sometimes select a product based on specific technical or other merits and then, at implementation time, try to determine how the system will be used in their environment. Before a decision is made on DAM, it is im-

ports. Failure to plan for and manage the organizational impact of changed business processes can lead to resistance to follow the new processes, compromising the quality, integrity or usability of the content in a DAM system.

processes. Do "what if" modelling to see how you would approach doing business in ways that aren't part of your current business plans but could become significant due to external forces. Evaluate how your candidate solution components will be able to adapt to these models. Consider how adaptable the products are to allow you to deal with process change and the unexpected.



## An example of metadata

perative to understand both current processes and, even more critically, desired future processes. If the desired processes aren't defined in advance, the inevitable result is an attempt to define processes that will work within the capabilities (and limitations) of already-acquired solution compo-

Model your current ("as is") processes using a computer program designed specifically for process modelling. Use these models as your baseline for experimentation with your expected "to be" processes. Evaluate the ability of potential solution components to work within these

## Perform a detailed gap analysis

There will almost always be gaps between the functional, technical and process capabilities desired by an organization and the ability of any specific product to meet these. The gap analysis process is performed to identify where the gaps lie between your requirements and the capabilities of a product.

To avoid this problem, perform a complete gap analysis on your short-listed vendor products. Identify the gaps, assess the impact, and determine how you will address the gaps. Be prepared to reject the product if critical gaps can't be resolved either by the vendor or by changing your requirements in a way that is acceptable to you. Failure to perform detailed gap analysis to identify and address



**RIEDEL**  
The Communications People

## NEXT GENERATION INTERCOM

Curious how your studio, mobile or event installation can profit from our ARTIST Advanced Digital Intercom Matrix or our PERFORMER Digital Party-Line System?

Please visit our website  
[www.riedel.net](http://www.riedel.net)

Riedel Communications Inc. • 2521 North Ontario Street • Burbank, CA 91504 • USA • Phone +1 818 563 4100 • Fax +1 818 563 4345



MCL's New

# MT3200A

Where the "A" stands for  
*advantage*

Now More  
Frequency  
Bands!



C-BAND: 400W  
X-BAND: 400W  
Ku-BAND: 400W  
DBS-BAND: 270W  
DUAL C-/Ku-BAND: 400W



## Features Include:

- Reduced Chassis Depth
- Output RF Power Hold
- Easily Accessible Diagnostic Port
  - Programmable Alarms
  - Event And Maintenance Logs
  - Ethernet Interface
- Field Replaceable Modules For Unsurpassed Serviceability
- Closed-Loop Forced Air Cooling
- Typical Phase Noise 12 dB Below IESS-308
- Control Dial For Easy Set-Up And Adjustment

MT3200A sets new standards for the next generation of High Power TWT Amplifiers. Based upon our proven field history of the MT3200, and the combination of both MCL and MITEQ's commitment to quality, reliability and service, it too is backed by an unprecedented **3-Year Warranty**, which includes the traveling wave tube.

For additional information or technical assistance, please contact MCL's Sales Team.

501 S. Woodcreek Road, Bolingbrook, IL 60440-4999  
(630) 759-9500 FAX: (630) 759-5018  
sales@mcl.com  
www.mcl.com



## iTX by OmniBus Intelligent Transmission



### Implement Fully-IT Automated Payout

- Award-winning technology
- Replaces all functions of a master control switcher and payout chain
- Single software application operating on standard IT hardware
- HD and SD formats created from any source material
- Frame-accurate performance and broadcast quality DVE moves
- Robust and reliable
- Significantly reduces investment and cost of ownership per channel

To learn more about the product that won 2 major technology awards at NAB, call or visit our website



[www.omnibus.tv](http://www.omnibus.tv)  
704 319 2231

## Planning for effective digital asset management

these gaps before selecting a product can lead to disaster.

### Examine integration capabilities carefully

Many vendor products are based on closed architectures that make integration difficult. Claims of open integration capabilities aren't always worth the paper they are printed on, either. Nor are all integration capabilities created equally. Ensure that you understand your current integration requirements, and ensure that the chosen product can meet those needs.

Consider the need for integration with your automation, traffic, sales, billing and rights management systems. It is critical to examine how that integration will be done from a technical point of view. Will that integration break the next time a new software version is implemented? Will a minor vendor change to a database design cause the integration to fail?

Involve your IT department to look beyond the functional aspects of integration; pull back the covers and see how stable (or fragile) the underlying integration mechanics really are. Look for a service-oriented architecture (SOA) integration approach or, at the very least, ensure that the products you choose have the potential to be SOA-enabled. The subject of SOA is too complex to discuss in the scope of this article, so turn to your IT department or an outside specialist for assistance in understanding this important consideration.

### Define ownership and governance strategies

In a broadcast environment today, and even more so in the future, many stakeholders will have an interest in the content. The various types of content within a DAM system will have different owners with different needs. Clearly, the conventional broadcast content destined for playout belongs to the broadcasting division, but new media content produced for the Internet or wireless devices may have a different owner.

Likewise, contracts and legal documents have different owners, too. Some content may serve two masters (for example, broadcast and the Internet), and it is important that the management of such content be well coordinated so that the needs of both groups are served equally well.

Another important question to determine is who is responsible for the overall management of the digital asset management system. While broadcasting may be the driving force behind the introduction of digital asset management, all modern DAM systems are built on IT technologies. So, the IT department is often best equipped to deal with backups, storage upgrades, the installation of new software versions and so on.

Governance policies deal with such issues as what content will (or won't) be stored on the system, how long differing types of content should be retained, and what metadata must be entered for various content types. If governance policies aren't defined early, or fall by the wayside once the system is implemented, chaos can ensue. As a result, the content becomes unmanageable or does not deliver on its full potential. Content management can be a shared responsibility. Sometimes, however, it is better to adjust your organizational structure to create a new role with overall content management responsibility that includes:

- coordinating the definition of governance policies;
- ensuring that governance policies are followed on an ongoing basis; and
- performing quality assurance and system integrity checks to ensure the health of your system and the content in contains.

### Consider the long-term financial requirements

The upfront cost of a DAM system is usually obvious, and most companies budget adequately for that. However, ongoing costs are often overlooked. Budget for software and hardware maintenance, vendor support, and

incremental storage costs as you grow your content repository.

In addition, any DAM system needs care and feeding, so budget for training of in-house technical resources and consider the inclusion on staff of an information architect who understands your information classification needs and usage patterns.

### Manage the project with the care it deserves

DAM implementations are complex and tend to touch many parts of an organization. Decisions need to be made throughout the selection and implementation process that may affect various stakeholders within the organization. Failure to effectively manage the DAM project at a broad level leads to failed expectations and a solution that does not meet all of the needs of all of the interested parties. Failure to effectively

plan and manage communications leads to misunderstanding of what is being done, and can even cause fear and apprehension.

Identify the stakeholders and create a steering committee (a group that represents the various stakeholders, provides project guidance and makes the tough decisions when conflict arises). Put a senior project manager in place who will track issues, risks, and the progress of the project and who will report these to the steering committee in a timely manner. Risks must be well understood. How likely is the perceived risk to come to pass? How severe is the potential impact? For every risk, there must be a risk mitigation strategy in place. Develop a communications plan and execute it so that everyone in the organization who will be affected understands what is happening and how the project is progressing.

### Summary

The scope of a DAM project should include, or at least consider, the needs of the entire organization. The decisions you make now will have a long-term impact on your operations, so invest the time today to ensure that you have considered the many facets of DAM and the common pitfalls this article identifies.

And finally, there's no substitute for knowledge and experience. If you don't have the skills in-house to follow these recommendations, go outside of your organization and invest in skilled consulting services to help ensure your success in your DAM initiative. It will be money well spent. **BE**

*Alan Sawyer was a business and technology strategy consultant with IBM Global Business Services, specializing in the media and entertainment industry, at the time this article was written.*

# Time is Infinite



Measure  
and  
Display  
it with



Broadcasters have counted on ESE precision master clocks and timing-related products for over 35 years. ESE products accurately synchronize broadcast operations using a choice of GPS, WWV, Modem, Crystal or line frequency for affordable, reliable, perfect time.

Spend a few seconds on [www.ese-web.com](http://www.ese-web.com) to discover a vast universe of timing systems that are designed for easy installation, set-up and operation.

142 Sierra Street  
El Segundo, CA 90245 USA  
Tel: (310) 322-2136  
Fax: (310) 322-8127  
[www.ese-web.com](http://www.ese-web.com)



# Choosing a lens for the new HD studio

BY LARRY THORPE AND GORDON TUBBS

**A**s broadcasters across the country turn their attention to incorporating HD news programming as part of their overall DTV services, questions invariably surface with respect to the related cameras, camcorders and associated lenses. Within the studio, capital budget imperatives will entail close examination of those core HD products and associated accessory systems, such as robotics, pedestals and teleprompters.

Deploying portable HD production cameras is increasingly popular because they produce equal picture quality to their larger hard studio camera counterparts at a lower cost. Having committed to such an HD portable camera, many broadcasters naturally ask if an HD portable EFP/ENG lens will suffice. Given the non-trivial cost differential between all HD studio

lenses and portable HD lenses, this is a quite understandable question.

## The primary difference

Studio lens design criteria are different from those for portable EFP/ENG lenses. The latter has a central imperative of producing a lens that is lightweight and mobile (less than 5lbs being an industry expectation) when coupled with a camcorder or other portable camera. Significantly lowering the size and weight of a lens imposes restrictions on optical optimization (optics is very physical).

The studio lens, on the other hand, typically puts aside issues of size and weight and instead assigns its first priority to achieving the highest overall optical performance. Larger glass

elements and more glass elements are central to attaining this higher level of image performance. As a consequence, a typical studio lens will weigh more than 40lbs.

## Expectations of overall lens performance

There are many dimensions to HD lens performance, including optical sensitivity, sharpness, contrast ratio and color reproduction. The lens design also seeks to minimize the multiple distortions and aberrations inherent to all optical elements. Formally specifying such imaging parameters involves a great deal of data, and accordingly, all lens manufacturers have shunned publication of this data in product literature. Regrettably, this

**Photo:** Suppose, for cost reasons, you buy HD portable cameras for your new studios. What are the trade-offs if you use portable HD lenses on them? There are significant quality issues to consider before making this choice.

# UTAH-400

## It Just Keeps Getting Better...and Better



The UTAH-400 High-Density Digital Routing Switcher, already the world's most advanced switcher, now offers even more:

### **Automatic crosspoint redundancy in all matrix sizes**

The UTAH-400 allows you to protect your critical signal paths against interruption with *AUTOMATIC* internal redundancy.

### **Three Frame Sizes -- 64x64, 144x144, and 288x288**

You can use the UTAH-400 for any digital router application from the smallest utility router to the largest central matrix.

### **In any size, all UTAH-400 systems offer the same set of world-class features -- and the industry's lowest prices:**

- Full time Input / Output Signal Monitoring
- Reduced Power Consumption and Rack Space Requirements
- SD/HD Compatibility
- Fiber Optic I/O Option



**US UTAH  
SCIENTIFIC**

New Directions in Digital Switching

4750 Wiley Post Way, Suite 150, Salt Lake City, UT 84116 USA  
Ph: 801.575.8801 • Fax: 801.537.3099 • Email: sales@utahscientific.com

# SPECIAL REPORT:

## Choosing a lens for the new HD studio

Picture performance attribute	HD studio lens	HD EFP/ENG lens
Sensitivity	Very high	High
Relative light distribution (Evenness of brightness across image plane)	Very good	Good
Black reproduction	Excellent	Very good
Contrast ratio	Very high	High
Chromatic aberration	Tight control	Controlled
Image sharpness (at picture center)	Very high	High
Image sharpness (at picture corners)	High	Reasonably high
Focus breathing (Change in angle of view as focus is adjusted)	Almost zero	High (with ENG lens) Moderate (with EFP lens)

**Table 1. The attributes that produce final image quality in the studio HD lens and the EFP/ENG portable lens**

obfuscates the essential performance differences between the HD studio lens and the portable EFP/ENG lens.

Overall lens performance can be distinguished by two primary attributes:

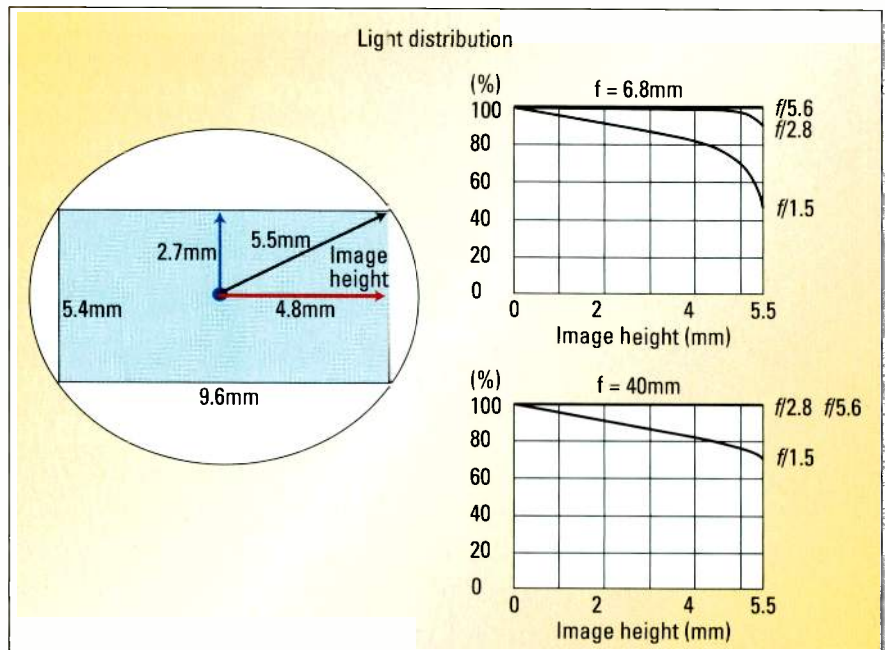
- *Image clarity* — an interrelationship between optical black reproduction, color reproduction, brightness, relative light distribution and contrast ratio.

- *Image sharpness* — an interrelationship between contrast, resolution, defocusing aberrations and chromatic aberrations that are the essence of the high-definition viewing experience.

HD portable EFP/ENG lens design has advanced in recent years, and the performance of these lenses is remarkable, given the severe physical constraints imposed upon them. It is, however, physically impossible for these smaller HD lenses to achieve the same overall image performance as the larger studio HD lenses.

Table 1 offers a comparative summary of those attributes that produce final image quality in the studio HD lens and the EFP/ENG portable lens. No one attribute in isolation constitutes a radical difference between the two lens types. Collectively, however, they amount to a significant overall performance

difference. This difference has important aesthetic consequence for the look of a news studio and the portrayal of anchors and other talent. That look becomes the HDTV signature of the television station in its market.



**Figure 1. A typical relative light distribution characteristic for an HD studio lens. At a wide angle focal length setting, the light falloff is well controlled when the lens is stopped down to  $f/2.8$  or greater. It is even better at longer focal lengths.**

### Optical sensitivity

The large studio lens employs wide diameter glass, which inherently captures more light. A high-end studio camera can have a maximum relative aperture of  $f/1.5$  in contrast to the more typical  $f/1.9$  of the portable EFP lens. But, there is an additional and important aspect to lens sensitivity, known as relative light distribution.

### Relative light distribution

This refers to a fundamental optical phenomenon whereby the transmitted light through each lens element is at maximum at the center and falls off toward the extremities of the image plane. Thus, effective lens sensitivity varies across the image plane, dropping from the center to the extremities. This effect is typically greatest at the lowest aperture number (when the iris has its greatest opening) and at the telephoto end of the focal range. It reduces as the lens is stopped down. (See Figure 1.)

Various optical compensating techniques can reduce this effect at the more open iris settings, but only to a limited degree. These techniques are, however, more readily implemented

SONY

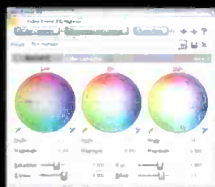
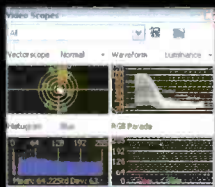
## SEE=BELIEVE

Filmmakers, producers, editors and recording engineers agree: Sony® Vegas® software is a revolutionary way of working. By combining state-of-the-art HD video editing with leading-edge audio production and DVD authoring technology, Vegas provides a complete, all-in-one media creation environment. Be more productive. And more creative. Vegas makes it possible.

Producing DVDs? DVD Architect™ 3 software now features dual-layer authoring, burning and mastering to multiple formats. The Vegas+DVD Production Suite also includes: Boris® Grafitti™ Ltd, Boris FX Ltd for Vegas, and Magic Bullet™ Movie Looks™ HD50.

Vegas changes the rules. Try it yourself. See what Vegas can do. **Believe.**

For a free demo, to locate a dealer or to learn more: [www.sony.com/imready](http://www.sony.com/imready)



like.no.other™

Sony HVR-Z1U Professional Camcorder shown with optional ECM-678 shotgun microphone

# SPECIAL REPORT:

## Choosing a lens for the new HD studio

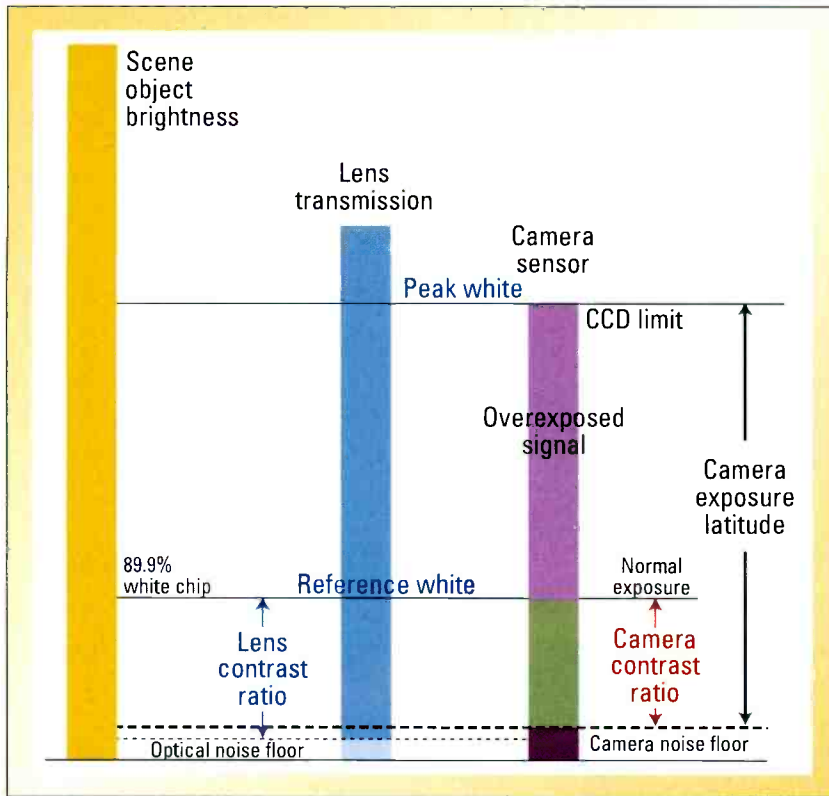


Figure 2. An illustration of an HD studio lens with a contrast ratio greater than that of the HD camera to maximize the overall system contrast ratio

with the larger (and additional number of) glass elements of the studio lens. The typical large HD studio lens will be 30 percent to 40 percent better than an HD portable EFP/ENG lens over the  $f2.8$  to  $f5.6$  aperture range. This has consequences for the evenness of the lens' contrast ratio across the image plane.

### Contrast ratio

This is a measure of the contrast range of the lens from reference white level (the 89.9 percent white chip on the gray scale chart) to a super black in the scene. (See Figure 2.) This range is heavily dependent upon achieving excellent black reproduction, which, in turn, is a measure of how effectively flare, veiling glare and reflections (the combination of which define an effective optical noise floor for a given lens) are reduced.

It is important that this optical noise floor be lower than the electronic noise floor of the associated HD camera. It is equally important that the brightness of the reference white level

be as even as possible over the entire 16:9 image, hence the importance of a well-controlled relative light distribution characteristic.

All lenses must deal with reflections at every glass-to-air surface within

the multi-element lens. Each untreated glass element can exhibit 8 percent to 9 percent reflectance. In a multi-element lens, this accumulates to considerably contaminate black reproduction through the lens. HD studio lenses incorporate highly specialized multi-layer coatings on each lens element to lower these reflections.

Controlling the thickness and density of the various materials can significantly decrease reflectivity and elevate transmittivity. Managing the reflections of all light wavelengths of interest (approximately 400nm to 700nm) requires many layers. Depending on the material used, they can be deposited on the lens element using vacuum deposition or plasma sputtering techniques.

A contemporary HD studio lens will achieve contrast ratios well in excess of 1000:1 using these techniques. These add significantly to the cost of the lens. To control costs, the typical HD portable EFP/ENG lens will not resort to the same degree of sophistication in such coatings.

### Lens image sharpness

Two fundamental optical phenomena impose limits to the resolution of all lenses: defocusing aberrations and

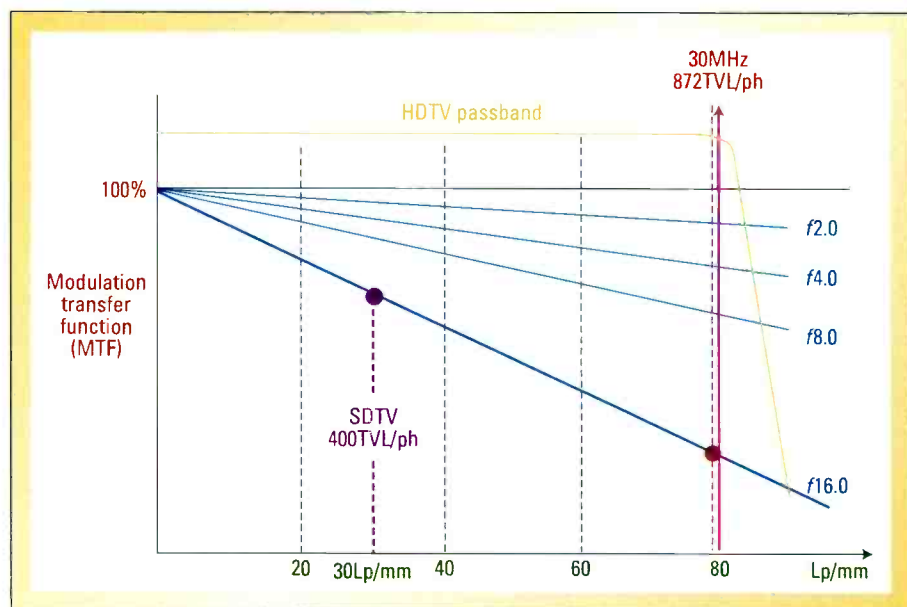


Figure 3. The effects of lens diffraction on a 2/3in hypothetical HDTV lens that is "perfect" in having zero defocusing aberrations



# THE MOST AWARD WINNING TELEVISION TRANSMITTER MANUFACTURER 4 YEARS RUNNING!

2006



Broadcast Engineering Magazine - Engineering Excellence Award  
*WCJB-TV/DT complete turnkey analog and DTV transmitter system*



Broadcast Engineering Magazine - Pick Hit  
*Axciter ATSC Exciter-Modulator*



Television Broadcast Magazine - Top Innovation Award  
*Axciter ATSC Exciter-Modulator*

2005



Broadcast Engineering Magazine - Engineering Excellence Award  
*Mt. Wilson Project, the industry's largest analog/DTV multi-transmitter system*



Broadcast Engineering Magazine - Pick Hit  
*"Dual Use" digital/analog transmitter technology*



TV Technology Magazine - Star Award  
*As a leader in DVB-H transmission systems*



Television Broadcast Magazine - Top Innovation Award  
*"Dual Use" digital/analog transmitter technology*

2004



Digital TV/Television Broadcast Magazine - Top Innovation Award  
*Innovator HX, the first VHF transmitter design of the 21st century*

2003



Broadcast Engineering Magazine - Pick Hit  
*DTxA2B Distributed Transmission Adaptor*



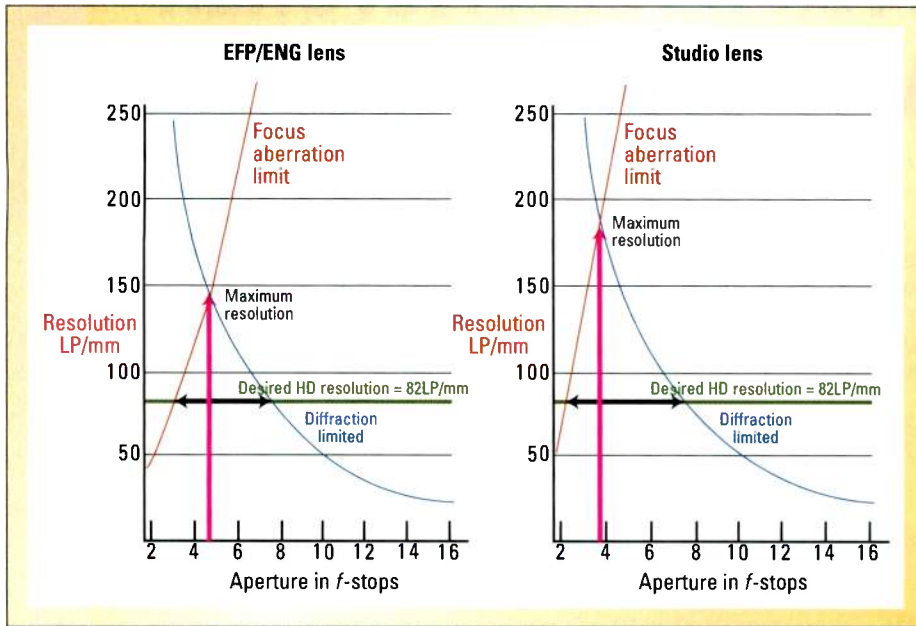
Digital TV/Television Broadcast Magazine - Top Innovation Award  
*DTxA2B Distributed Transmission Adaptor*

It is quite an honor to be recognized by the most respected industry publications for four years in a row. Of course, this is not surprising to Axcera customers who have been enjoying the industry's best technology, quality and support for nearly 25 years. We would like to thank each committee for once again selecting Axcera to receive these prestigious awards.



the rf experts

103 Freedom Drive, Lawrence, PA 15055  
t: 724.873.8100 f: 724.873.8105  
www.axcera.com info@axcera.com



**Figure 4. Illustrates the two constraints that dictate the MTF behavior of a lens: the intractable physical limitation of diffraction that worsens as the lens is stopped down and the limitation imposed by the inherent defocusing aberrations (becoming more significant at wide aperture settings). This concept of portrayal is courtesy of Edmund Optics [1].**

defraction. They affect the ultimate resolving power of the lens and its MTF characteristic.

Defocusing aberrations are the collective of the four classic monochromatic aberrations common to all lens elements. These errors are at a maximum at low-aperture settings (lens iris near maximum opening), and they generally decrease as the lens is stopped down.

There are many optical design strategies to combat the effects of these aberrations, involving combinations of specially designed elements to implement compensating strategies. The more lens elements that can be mobilized, the more effective the control over these defocusing impairments. Studio lens design involves many more elements than the more compact EFP/ENG lens and consequently has far greater degrees of freedom to counter these aberrations.

Diffraction is an optical behavior related to the wave properties of light. It imposes a limit on how small an optical image spot size can be. This imposes an ultimate limit to the ability of all

lenses to transfer contrast at high spatial frequencies. Diffraction effects increase as the lens is stopped down. For the same image size, the resolution of studio and EFP/ENG lenses are both rigidly limited to the same degree by diffraction.

If a hypothetical “perfect” lens could be made — that is, one having zero defocusing aberrations — then dif-

1920 (H) x 1080 (V) HDTV standard is 875TVL/ph, which equates to 82 Line pairs per millimeter (LP/mm) in the optical domain. Clearly, diffraction is becoming a serious limitation after  $f8.0$ .

All real lenses, however, must contend with the implacable realities of the defocusing aberrations and diffraction conspiring to define a final limiting resolving power and an attenuation of contrast reproduction (lowering MTF) across the optical passband. The separate dynamics of the two is graphically outlined in Figure 4, which portrays the combined effects of aberrations and diffraction on the resolving power of a 2/3in EFP/ENG and a 2/3in studio lens over the full range of aperture settings. (These are generic curves for illustration purposes and do not refer to any specific lens.) The diffraction limit is shown by the blue curves (same for both lenses) and the defocusing aberrations by the red curves (smaller for the studio lens).

The desired HDTV boundary resolution of 82LP/mm is shown as the green line in Figure 4. For most lenses, resolution improves when it is closed down from wide-open aperture (a consequence of the lessening effects of the defocusing aberrations). Then there is the “sweet range” over which

**If a hypothetical “perfect” lens could be made, then diffraction would be the ultimate dictator in defining the resolution limits of the lens.**

fraction would be the ultimate dictator in defining the resolution limits of a lens. Figure 3 shows that such a perfect lens exhibits a linear MTF roll-off across the optical passband for a given iris setting. As the aperture is decreased (the lens is stopped down), the effects of diffraction become increasingly aggressive. While diffraction certainly has a non-trivial effect on an SDTV lens, it becomes a much more serious issue in HDTV.

The resolution boundary for the

the lens delivers resolution higher than the needed 82LP/mm, followed by the onset of diffraction at the higher aperture settings that progressively lowers the resolution. As indicated, the lower defocusing aberrations of the HD studio lens elevate the maximum or limiting resolution of the lens and broaden the sweet range of aperture settings.

In addition to these fundamental physical limitations, the other resolution-related dynamics within all HD

lenses include:

- maximum MTF at image center;
- falloff in MTF at image extremities; and
- significant variations in MTF as the operational controls of zoom, iris and focus are exercised.

The studio lens design specifically seeks to control these overall sharpness gyrations to the highest degree possible. This entails larger glass elements, more elements, special materials and multi-element groupings. As a consequence, size, weight and costs are higher than those of the portable HD lens. The portable lenses are severely constrained in size and weight and accordingly cannot achieve the same degree of compensation of these distortions as is possible in the studio lens. Accordingly, the corner MTF roll-off is consequently greater in the EFP/ENG lens. Over the critical range of  $f/2.8$  to  $f/5.6$ , this shortfall can be

20 percent to 30 percent greater than for the studio lens.

### Chromatic aberration

These aberrations are a consequence of another fundamental of optics, the fact that every transparent element produces a different focus and magnification for each color wavelength. The end result is color blurring and a misregistration in the matrixed luminance video in the HD camera, which further reduces MTF. And again, this can only be dealt with by sophisticated optical design entailing compensating element designs and different element materials within lens element groupings. These aberrations are more tightly controlled in the studio lens than in the portable lens.

### Putting it all together

The HD studio lens design pays close attention to overall image

optimization across the entire image plane. Larger optical elements contribute to this optimization. Additional elements offer extensive flexibilities in managing all of these parameters and in implementing optical compensating strategies that lower optical distortions and aberrations.

Consequently, lens size, weight and costs are higher than the portable lens. The best HD studio picture performance is achieved with the large studio box HD lenses. The EFP/ENG HD lens is not a good choice for the HD studio camera. **BE**

*Larry Thorpe is the national marketing executive and Gordon Tubbs is the assistant director of the Canon Broadcast & Communications Division.*

[1] Electronic Imaging Resource Guide, Section 2: "Image Quality," Edmund Optics.

# innovation never gets old.



At Dielectric, you'll find the same spirit of innovation that inspired "Doc" Brown to build a better radio antenna in 1942 alive and well in our full range of broadcast solutions:  
**TV & FM Broadcast Systems • Tower Lighting  
Mobile Media • M2M Solutions**

Convergence is poised to change our industry more in the next five years than the previous sixty years combined. Working together — the possibilities are boundless.

**Dielectric**  
COMMUNICATIONS

*Innovative Engineering  
for a Digital World™*

[www.dielectric.com](http://www.dielectric.com)

## IPTV's key building blocks

BY TAM DO

**T**elcos are competing with the cable companies to deliver video content to consumers. However, most telco infrastructures do not have the required bandwidth for high-quality video distribution like the cable companies. So, instead of using the digital modulation technique, such as QAM and MPEG-2 video encoding, to distribute content, telcos are employing IP networks and using new encoding schemes such as MPEG-4 Part 10 (also called H.264-AVC).

This creates a huge opportunity for equipment manufacturers to supply telcos with this new type of encoder and decoder. This article investigates the technology that is fueling this new IPTV environment. The first portion will look at the video encoding method, and the second portion will focus on the video-over-IP (VoIP) network design that is being used for IPTV.

### IPTV

Telcos are on the offensive to gain a big piece of the video market share from cable TV providers. Cable multiple service operators (MSOs) have made huge progress in delivering a triple play of voice, video and data

services to consumers for quite a few years. Now telcos are responding in a big way to provide the same triple play by offering not only voice and data, but also high-quality digital TV video via IPTV. IPTV is an emerging technology that allows consumers to

A typical HD channel requires 20Mb/s, and an SD channel requires 4Mb/s. Therefore, a bandwidth-efficient video transport mechanism is needed. The H.264 format of MPEG4 Part 10 and Microsoft's VC-1 encoder can offer a 2.5X to 3X more band-

**Telcos are employing IP networks and using new encoding schemes such as MPEG-4 Part 10 to deliver video content to consumers.**

watch high-quality digital TV over the Internet via an IPTV set-top box or a PC. Traditional cable companies use an RF signal to carry the digital video by means of QAM.

Technology advancements have made it possible for telcos to bring the same quality of video via the Internet. The key building blocks on the transmission side are advanced video encoding and VoIP. Advanced video encoding is the most critical building block. The availability of HD content along with SD has created a challenge for telcos, because telcos still rely on the bandwidth-limited twisted copper pair of wires and usually do not have the luxury of cable's broadband capability.

width-efficient improvement over MPEG-2 encoding. Most broadcasters are adopting the H.264 standard rather than the VC-1 standard. The other building block of IPTV transmission is VoIP, which maps or bridges the encoded video data onto the Internal network for delivery.

### H.264 encoder

H.264 is also known as MPEG-4 ISO/IEC14496-10 or MPEG-4/AVC. This standard was co-developed by a JVT group composed by MPEG-ISO/IEC members and VCEG-ITU-T members. Three profiles (main, baseline and high) have been defined, each with several levels. The main profile is required for broadcast video quality,

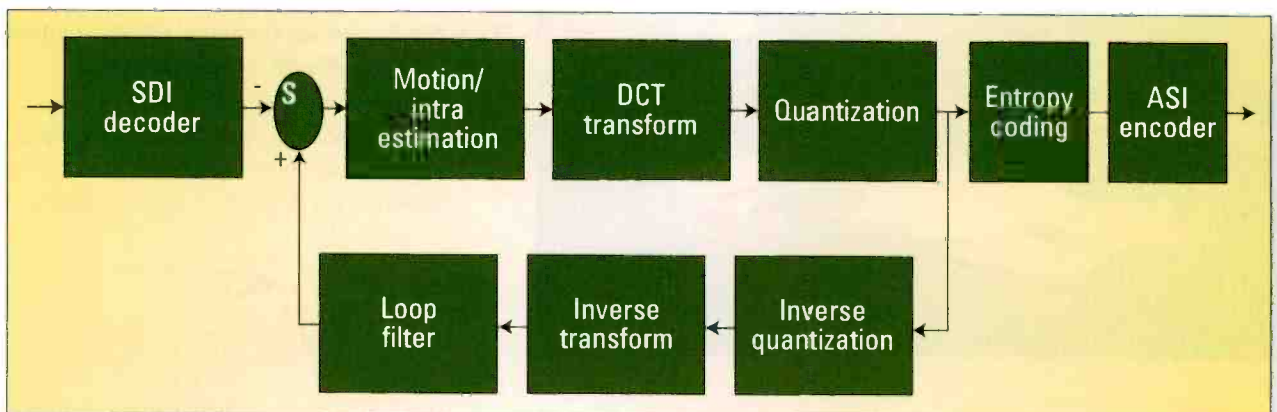


Figure 1. A block diagram of an H.264 encoder

# TOUCH IT...

From the company that invented in-rack audio & video monitoring

12 in 1

The New Touch It Touch Screen multi channel LCD Video System from Wohler



With a simple touch of the screen, the Touch It, dual 7" high resolution LCD screen monitors 12 asynchronous composite video inputs with mini router function and external multi-screen output capabilities. Touch It Plus offers 12 stereo analog inputs.

For more information on the Touch it, touch screen LCD Video Monitor and other new audio and video monitoring solutions, please visit our website [www.wohler.com](http://www.wohler.com).

- 7" wide high resolution select matrix monitor
- 12 asynchronous composite video inputs
- 12 stereo analog audio inputs (audio version only)
- Output routing of selected video and
- Selected audio out (audio version only)
- Adjustable tilt screen
- 4:3 / 16:9 aspect ratio
- Durable scratch resistant touch screen panels
- Excellent Touch screen life – 35 million + touches

## Wohler Wins Again!



NAB 2006 Awards

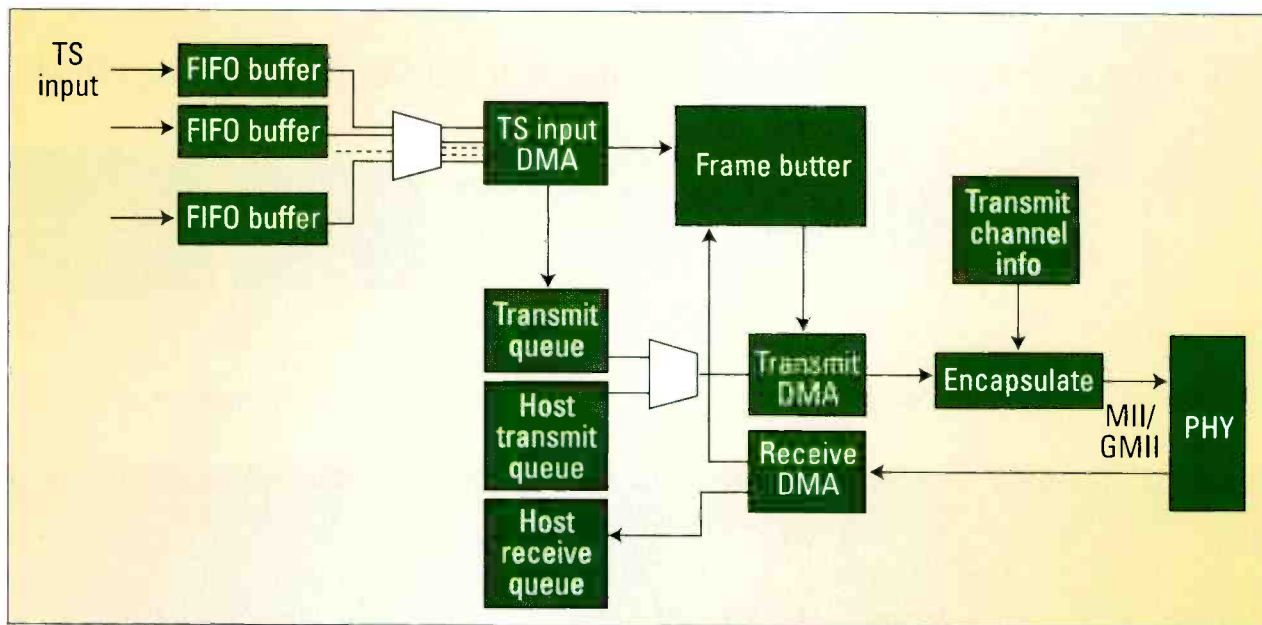


Figure 2. VoIP reference design block diagram

while the simple profile is typically used for mobile and video conferencing applications. The H.264 encoder system block diagram includes two dataflow paths, a forward path, and a reconstruction or feedback path. (See Figure 1 on page 76.)

H.264 encoding is much more complex than MPEG-2 encoding. For the motion estimation/compensation section, H.264 employs blocks of different sizes and shapes, multiple reference frame selection, and multiple bi-directional mode selection.

For the transform section, H.264 uses an integer-based transform that roughly approximates the discrete

cosine transform (DCT) used in previous MPEG standards, but does not have the mismatch problem in the inverse transform. Entropy coding can be performed using either a combination of a single universal

variable-length codes (UVLC) table with context adaptive variable-length codes (CAVLC) for the transform coefficients or using context-based adaptive binary arithmetic coding (CABAC).

The H.264 design is complex, computing-hungry and requires parallel processing. If a general-purpose processor is used, it will be limited by its internal architecture. (If it has eight internal multipliers, it can perform eight

### The H.264 design is complex, computing-hungry and requires parallel processing.

multiplications per cycle.) A programmable logic device (PLD) is flexible and highly scalable: If an algorithm needs 100 multiplications per cycle, then the PLD can be programmed to perform the required task.

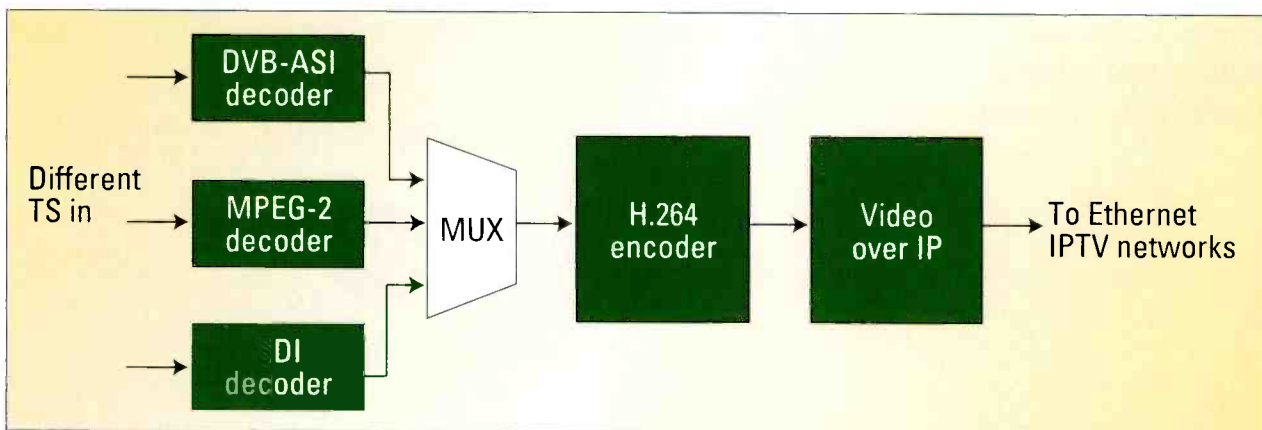


Figure 3. IPTV core block diagram

## VoIP

VoIP is the transmission of encoded video transport stream (TS) data over IP-based networks. It bridges between one or more encoded video streams and IP packets carried over 100Mb/s or 1Gb/s Ethernet. The VoIP accepts TS data and encapsulates it for transmission over Ethernet. Various standards define VoIP: real-time transport protocol (RTP), RTP payload format for MPEG video, UDP/IP, Pro-MPEG code of Practice #3 and DVB-IPI.

The TS input to the VoIP is either a DVB-ASI or uncompressed SDI video data that will be mapped onto the Ethernet protocol layer. Figure 2 shows a VoIP reference design block diagram that receives a DVB-ASI TS


mitting. All the key pieces can be implemented efficiently using PLDs for system upgradeability and flexibility.

## Further information

Specification details of QAM can be obtained from the International Tele-

communication Union (ITU) J.83 Recommendation: [www.itu.int/rec/recommendation.asp?type=items&lang=En&parent=T-REC-J.83-199704-I](http://www.itu.int/rec/recommendation.asp?type=items&lang=En&parent=T-REC-J.83-199704-I). **BE**

Tam Do is the senior technical marketing manager at Altera Broadcast and Consumer BU.



Shown here is a single-chip main profile H.264 encoder PLD implementation using an Altera Stratix II device.

and then converting the TS to IP. The design includes the following main blocks: TS input logic, frame buffer, queue system, Ethernet-receive DMA, encapsulator, transmit channel information, receive channel information, timestamp, media access control (MAC) interface and host processor interface.

## IPTV system summary

In summary, in order to provide quality VoIP, the latest H.264 video encoding technology is used to conserve bandwidth for delivery. Figure 3 shows the overall IPTV transmission system block diagram. The video content can be either SD or HD, uncompressed video, or previous MPEG-2 TS.

All these formats will be converted to H.264 video format before trans-

## Full Digital Synthesizer Mode Real Time Remote Control Monitoring Spectrum Analyzer

- Surpasses the Sprint/Nextel 2GHz Relocation Spectrum Monitoring Requirements
- Under the Allowance of the Broadcaster's 2GHz Relocation Reimbursement
- Remotely Controlled Real Time Monitoring Capability of 1<sup>st</sup> IF (800MHz), 2<sup>nd</sup> IF (70MHz) and RF (2GHz)
- Multifunctional General Purpose 3GHz Full Band Spectrum Analyzer



- Digital TV Signal Monitoring Solution
- Remote Site Monitoring via LAN, RS-232, Wireless or Internet
- Real Time Display of Remote Signals
- Designed for Rack Mount Installation (1RU)
- High Performance (Superior Specifications)
- Excellent Sensitivity and Low Phase Noise
- Excellence in Signal Interference Tracing (9 kHz to 3 GHz)
- Instrumental in Signal Locating for TV Production Vans
- 2 GHz BAS (Broadcast Auxiliary Service)

### 3 GHz / 6.2 GHz Spectrum Analyzer

LPT-3000 / LPT-6000



High Performance Digitally Synthesized RF  
Wide Range Frequency Band  
(9 kHz - 3 GHz/6.2 GHz)  
Wide Input Dynamic Range  
Digital Mobile (CDMA) Measurement  
Large Internal Memory  
USB, LAN, Internet, GPIB, RS-232  
and other Interfaces



## LP Technologies, Inc.

\*919 N. Amidon, Suite 216, Wichita, KS 67203, USA  
TEL : 316-831-9696 FAX : 316-831-9692  
<http://www.lpotech.com>  
E-mail : [sales@lpotech.com](mailto:sales@lpotech.com)

## Video routing

BY JOHN LUFF

**R**outing switchers are basically an evolutionary line of products that can be traced back at least as far as patch panels. For about two decades, little changed other than rack density, signal quality specifications and warranty offerings. However, in the last 10 years, much has changed in keeping with the function that routing performs in the modern facility and the evolution of signal types.

### The birth of digital routing

When digital routing was first introduced, it was parallel digital. If you never saw it, you might think I am out of my mind, but it consisted of 25-pin connectors with tightly controlled twisted pairs, all accurately matched in length. The distance the cables could run was limited. The Holy Grail was, of course, to simplify the cabling and deliver higher bandwidth and longer cable runs.

One engineer at a large European organization once told me that component serial digital routing was impractical, and the limits of physics would keep it from happening. That same year, a European manufacturer began delivering 270Mb/s serial routing that was pricey, but quite feasible for those with deep pockets, alongside its parallel digital products for 143Mb/s and 177Mb/s composite digital video. There were even production switchers with parallel digital inputs, which presented a real cabling challenge.

### Video routing today

Today, we find a similar dynamic going on in the marketplace. High definition is barely out of its infancy as a consumer distribution medium. However, display manufacturers and professional equipment suppliers have

cooked up 1080p60 hardware, despite the fact that for years, many experts have said that 1080p would never see a market in consumer space.

Well, those who said such (I could be rightfully accused) may find themselves quite wrong. Just as the 270Mb/s router was once considered barely an oddity, now we hear routing manufacturers touting the fact that they can handle bandwidths adequate to carry 1080p60 of 3Gb/s. 1080i60 requires the full capacity of SMPTE 292M (1.485Gb/s for 10 bits). Progressive scanning will require twice the pixels, or approximately 3Gb/s.

SMPTE has been working on standardizing a scaled-up version of SMPTE 292M specifically to accommodate 1080p60 and other future high-bandwidth connections. Twice the bandwidth on the same medium means that the distance will be more limited.

Some in the electronic cinema community feel that even this is not sufficient to handle more bit accuracy and 4:4:4 sampling, which they feel is a necessity in theatrical production and release. In rough calculation, if 1080p24

were sampled as 4:4:4 and 14 bits of depth, it would require 3.3Gb/s.

For electronic projection, the push is for 2k x 4k, which is four times as many pixels per second as 1920 x 1080. Thus, it is entirely possible the routing bandwidth envelope will be pushed a lot further in the future as applications demand infrastructure services that routing can deliver at even higher bandwidths.



### The growth of bandwidth

The bandwidth is but one of several dimensions of the geometric space that routing occupies. As applications and facility sizes have evolved, routing has gotten even larger.

Last year, a single-level, embedded



Network Electronics' SD VikinX VD128128M serial digital router at Televisa's production of "Big Brother 3."

audio routing system was installed in an IPTV distribution facility, which was 2048 x 2048, resulting in approximately 4.2 million crosspoints in one level. Such massive needs are quite unusual, but routing systems of 512 x 512 and larger are commonplace

**The Holy Grail was, of course, to simplify the cabling and deliver higher bandwidth and longer cable runs.**

today. With monitor walls having as many as 256 inputs, some facilities have moved monitoring paths to a separate level to control the creep of crosspoint and I/O count. The reason is quite simple: Doubling the I/O of a system moves the crosspoint count by a factor of four and the price by approximately a factor of three.

A second technique to control this growth is to use a distributed island of



# We Didn't Just Raise The Bar

## WE CHANGED THE WAY YOU WILL THINK ABOUT ROUTING AUDIO FOREVER

### **Distributed Thinking, One Solution**

The Cheetah DRS, PESA's newest multi-format audio router, uses patent pending distribution technology to route audio over Gigabit Ethernet with either a single CAT-5 or Fiber cable for multi-frame connectivity. This creates a Distributed Routing System (DRS) scalable from 64X64 (occupying 1RU frame in one location) up to 2048X2048 (in 36RU of space in one or many locations).

Cheetah DRS allows broadcasters to place input frames in equipment racks near satellite ingest from receivers, VTRs, or servers, while placing output frames closer to studio gear for distribution into audio consoles, or master control. This keeps cable runs extremely short, preserves signal quality and reduces cable costs, time of installation and maintenance. Additional inputs or outputs can be added by changing cards or increasing frames in any location. Format flexibility in the Cheetah DRS allows a mix of AES and Analog, Synchronous and Asynchronous audio, with support for Dolby-E.

### **Simple, Fast, Reliable**

Cheetah DRS frames supports redundant power, redundant control, and quick access front-loadable, hot-swappable matrix cards.

### **Versatile Connectivity**

Frames are available with a wide variety of interconnect options. Choose from BNCs for 75 ohm AES, as well as ELCO or DB-50 connectors for analog audio or timecode. RJ-45 connectors are used for optional RS-422 machine control. A 6-pin terminal strip version is also available.

**The Clear Path for Clean Audio Distribution: [www.pesa.com/drs](http://www.pesa.com/drs)**



**Cheetah DRS**



Winner of  
TV Technology's  
2006 STAR Award



Winner of  
Television Broadcast's  
2006 Top  
Innovation Award



24 Woodbine Ave • Suite 16  
Northport, NY, USA 11768  
Tel: +1 (631) 912-1301  
Fax: +1 (631) 912-1302  
Toll Free USA: 800-328-1008  
[www.pesa.com](http://www.pesa.com)

routing and pathfinding to allow signals to flow across a larger fabric. Just as a telecommunications facility is designed to deliver a practical pattern of use without allowing every crosspoint to be in use, a video facility assumes that statistically such a case is highly improbable and not supported.

By carefully analyzing the possibilities and organizing logical connections in smaller blocks, one can significantly reduce the size of a router without diminishing the usefulness of the system. For instance, ASI and SMPTE 259M both can pass through a monolithic router. Let's say you need 64 x 64 of each. You could put both in one monolithic 128 x 128 router or keep them separate because the signal types are incompatible anyway. A connection between an ASI input and an SMPTE 259M output is both illogical and improbable, and it is technically unlikely to be useful unless the receiving device automatically

senses a choice of baseband and compressed video.

### MTBF's effect on system reliability

There are other reasons to carefully consider how to implement large systems. One critical issue is MTBF and its effect on system reliability. Some manufacturers provide redundant crosspoints as a method of reducing the system MTBF. Others have provided methods of sensing the failure of an input signal and automatically replacing any instance of the failed source with a second copy on another, presumably operational, input. This can be attractive, but redundant crosspoints in a large router can be quite expensive. It is possible that a well-crafted distributed routing installation would be more reliable than a larger monolithic router with redundant crosspoints.

### The future of video routing

Although this article deals with video routing, it is important that the idea of distributed routing has reached a logical extension in a product that was introduced and well-received at NAB2006. The product coupled TDM routing systems of modest size (128 I/Os) into a fabric router, which can be physically disbursed to different parts of a facility, putting the connections near the connected devices.

This could be powerful in a large facility, where long cable runs to a central plant router are often difficult. The product was intended for analog and digital audio, RS-422 and time code — not video — but if this concept extended into the video domain, it would have a wide market impact. **BE**

*John Luff is the senior vice president of business development for AZCAR.*

## The smallest big router in the world.



Half the size.  
Half the weight.  
Half the power consumption.

Dolby E  
PARTNER

# NVISION®

### NEW NV8288 the studio router built to go.

Size matters in mobile video production. As trucks get larger and more complex, the number of signals multiplies. So, we designed the NV8288 to be two and a half times as dense as other routers. Offering the same high-level performance as NVISION's other large-scale routers, the NV8288 fits:

- 288 x 576 in 10RU
- 576 x 576 in 20RU

Available configured with SD and HD I/O and composite outputs or a mix of all, these routers guarantee trouble-free operation, even in the harsh environment of a mobile truck.

Test drive the new NV8288.  
Call: **1-800-719-1900**  
or visit: **www.nvision.tv**

**NVISION**  
Moving pictures and sound around, perfectly

COMING IN AUGUST:

**NEW LOOK...**

**SAME GREAT CONTENT**

Broadcast Engineering's being redesigned, but you can be assured it'll still be the same trusted resource for the latest technology developments, new products and services...and more.

**Look for the new design in next month's issue!**



## FLAT-PANEL LCD TELEPROMPTER

**Tekskil Industries LCD-10P:** An ultra-bright, mini-prompter for robotic and ENG/EFP crews; a 10.4in flat-panel LCD teleprompter; has more than 2000 nits of light output and a 700:1 contrast ratio; features an input management system that incorporates circuitry on both the VGA and composite video inputs to eliminate potential problems caused by ground loops; is available in three standard configurations.

604-985-2250; [www.tekskil.com](http://www.tekskil.com)

## AUDIO-VISUAL MIXER

**Thomson Grass Valley Indigo AV Mixer:** The mixer accepts analog and digital, SD and HD video and audio inputs, including embedded audio in SDI and DV streams, and high-res computer inputs; internal seamless technology allows a variety of input resolutions to be scaled and mixed; functionality matches that of a broadcast production switcher, with E-MEM effects memory, digital video effects and more.

503-526-8150

[www.grassvalley.com](http://www.grassvalley.com)



## DIGITAL DEMODULATOR

**Harris Videotek DDM-800:** Includes QAM for cable TV and 8VSB demodulation capability; demodulates 64-QAM and 256-QAM modulated signals and converts them to DVB-ASI output format.

800-442-7747

[www.broadcast.harris.com](http://www.broadcast.harris.com)



## PLASMA DISPLAYS

**Panasonic 9-series:** Professional plasma display series with three HD panels (50in TH-50PH9UK, 42in TH-42PH9UK and 37in TH-37PH9UK) and one SD panel (42in TH-42PS9UK); features 16-bit signal processing, a 1000:1 contrast ratio and a 400:1 bright-area contrast; reproduces 3072 steps of gradation.

800-528-8601

[www.panasonic.com/plasma](http://www.panasonic.com/plasma)



## DIGITAL ENCODERS

**Radiant Communications V4400 series:** The VL4125B digital encoder converts baseband signals to digital ASI streams; V4410A-T allows users to select up to a 15Mb/s transport stream; the upgraded MPEG-2 encoders can transport Ethernet signals over large distances.

800-969-3427; [www.rccfiber.com](http://www.rccfiber.com)

## DIGITAL COFDM DIVERSITY HD/SD RECEIVER

**Nucomm Newscaster DR:** Designed for portable and mobile video applications; offers DVB-T compliance at 6MHz, 7MHz and 8MHz channels; provides variable IF bandwidth from 4MHz to 16MHz in the 1.99GHz to 2.7GHz and from 4MHz to 24MHz in the 6.4GHz to 7.1GHz bands.

908-852-3700; [www.nucomm.com](http://www.nucomm.com)

## HD VIDEO PATCHBAY

**Switchcraft MVP series:** HDTV-ready video patchbay with two rows of 34 jacks in a 1RU patch panel; features jacks rated to 3GHz; is available normal or non-normal with the option of 75Ω termination or non-termination; each jack is rated for 30,000 mate/unmate cycles.

773-792-2700

[www.switchcraft.com](http://www.switchcraft.com)

# The Clock is Running Out!

Make Your Move to DTV With  
An ERI Broadcast System

**ELECTRONICS RESEARCH, INC. ERI**

Call 877 ERI-LINE • Visit [www.eriinc.com](http://www.eriinc.com)

## INFORMATION MANAGEMENT

**Scala InfoChannel 5:** Features InfoChannel Content Manager and other authoring, network management and playback enhancements; provides streamlined interface and workflow, rapid template-based content authoring, content management, a 3-D-based rendering engine for improved visual quality, and performance and multiple independent output channels per remote Player PC.

610-363-4019; [www.scala.com](http://www.scala.com)

## REAL-TIME ENCODER

**Streambox SBT3-7500:** Encoder offers plug-and-connect, real-time video encoding that delivers MPEG-2 video quality at a 75 percent lower data rate; weighs 5lbs; measures 2.5in x 12in x 13in; runs on an 80W car battery.

206-956-0544

[www.streambox.com](http://www.streambox.com)

## RGB/SXGA FIBER-OPTIC TRANSPORT SYSTEM

**MultiDyne RGB-5000 series:** The single-fiber, single-wavelength fiber-optic transport system provides up to 1280 x 1024 high-resolution RGB or VGA video sources; offers digital transport with 24-bit resolution.

800-488-8378

[www.multidyne.com](http://www.multidyne.com)

## ARCHIVAL AND STORAGE SYSTEMS INTEGRATION

**Crispin ArchiveManager:** The archival and clip retrieval tool now integrates with the Omneon MediaGrid active storage system; provides a view of video server and archive content through an integrated database; allows for quick drag-and-drop asset transfers.

919-845-7744

[www.crispincorp.com](http://www.crispincorp.com)

## WEATHER SYSTEM UPGRADE

**Baron Services VIPR:** The weather system is designed for covering severe and daily weather; offers radar display and hurricane tracking in one computer; upgrades include an easy-to-use interface, sleek visuals and sophisticated weather analysis; features HD capability and voice recognition tool to allow meteorologists to work directly from the weather wall by voicing their commands.

256-881-8811

[www.baronservices.com](http://www.baronservices.com)



Let *Broadcast Engineering* keep you up-to-date on the latest industry news, technology developments, new products and services...and more.

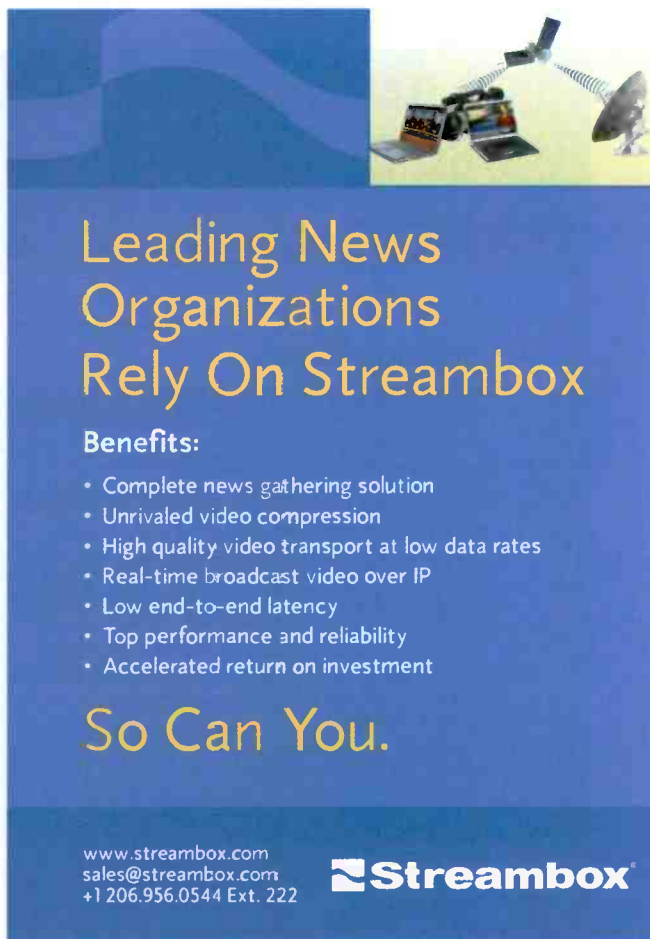
Apply for your free subscription today. Log on to [broadcastengineering.com](http://broadcastengineering.com) and click on "subscribe."

And...you can also sign up for any of the industry's leading e-newsletters from *Broadcast Engineering*.

[broadcastengineering.com](http://broadcastengineering.com)

**BroadcastEngineering.**

A Prism Business Media Publication



Leading News Organizations Rely On Streambox

Benefits:

- Complete news gathering solution
- Unrivaled video compression
- High quality video transport at low data rates
- Real-time broadcast video over IP
- Low end-to-end latency
- Top performance and reliability
- Accelerated return on investment

So Can You.


[www.streambox.com](http://www.streambox.com)  
sales@streambox.com  
+1 206.956.0544 Ext. 222

**Streambox**

IBC 2006  
Stand  
3.136

DVEO  
Pro Broadcast Division  
by CMI

## Low Profile DVB-ASI PCI I/O



### DVB Master LP FD™

- Transmitter and receiver on one low profile PCI card
- Black burst sync input
- Accurate clock
- Jitter management
- Packet arrival time stamping
- Unlimited PID filtering

For more information on DVB Master LP FD, please call 858-613-1818, or visit [www.dveo.com](http://www.dveo.com).

Systems PCI Cards Software

IBC 2006  
Stand  
3.136

DVEO  
Pro Broadcast Division  
by CMI

## For Delaying Satellite Feeds Across Multiple Time Zones



TS-TimeShifter™

- Simultaneous capture and time-delayed playback of MPEG-2 transport streams
- SPTS or MPTS
- DVB-ASI in and out
- Accurate – finely schedulable from milliseconds to weeks
- Delays multiple channels

For more information on TS-TimeShifter, please call 858-613-1818, or visit [www.dveo.com](http://www.dveo.com).

Systems PCI Cards Software

## TALLY MAPPER™

- ◆ Tally Routing & Mapping
- ◆ One Button Operation
- ◆ Store Maps Internally
- ◆ Edit From a PC/Laptop



A Compact Solution,  
Ideal for Mobile Units and  
Multiple Production Setups.

### Videoframe™

Control System Solutions  
Tel: 530-477-2000

[www.videoframesystems.com](http://www.videoframesystems.com)

## TTR BAYSAVER HD 4x1 HD/SD ROUTING MATRIX



The TTR BAYSAVER HD is a four input stand alone HD/SD routing matrix housed in a self contained small 180 x 190 x 40mm box. The standard unit comes with four Looping inputs, dual outputs and a local control panel. There is an optional RS232C control module available if required. The BAYSAVER HD has been designed to full SMPTE 292M, SMPTE 344M and SMPTE 259M specifications, and switches in the vertical interval but will switch immediately if no reference signal is present. This unit employs automatic sample rate detection on the input equalizers allowing a mixture of

HD / SD signals in the same unit. Front panel LED's indicate signal presence and control activity.

- Broadcast specification
- Full 1.5Gb/s bandwidth to handle uncompressed HD signals
- Looping equalized inputs as standard
- Vertical interval switching
- Dual outputs as standard
- Automatic sample rate detection on the inputs
- Re-clocked output

TTR

[www.ttr.co.uk](http://www.ttr.co.uk) or email: [sales@ttr.co.uk](mailto:sales@ttr.co.uk)  
84 Bridge Road · Chertsey · Surrey · KT16 8LA  
Tel: +44 (0)1932 564063 · Fax: +44 (0)1932 772824

## Quad with ARC!

### SDI4000 Quad Split

Compact and economically priced, the SDI4000 Quad Split provides four complete video pictures on one or two monitors with aspect ratio conversion for each input.

Displays four complete pictures on one SDI monitor or Plasma screen

On screen idents and 'on air' cue

Buffered SD output per channel

525/625 Operation

Aspect Ratio Converter on each input

SHOOTVIEW

Shootview Ltd  
87 Cadbury Road · Sunbury  
Middlesex · TW16 7LS  
Tel: +44 (0) 1932 782823  
Fax: +44 (0) 1932 772824

Email: [sales@shootview.com](mailto:sales@shootview.com) · Web: [www.shootview.com](http://www.shootview.com)

## Career

Where can I find... a new job?  
an engineer?

SBE

RESUME Bank  
Jobs ONLINE

Go to Career Services at [www.sbe.org](http://www.sbe.org) • (317) 846-9000

## For Sale

 **AcousticsFirst™**  
Toll-Free Number: **888-765-2900**

Full product line for sound control and noise elimination.  
Web: <http://www.acousticsfirst.com>

## Help Wanted

### RF/TRANSMITTER ENGINEER

Palm Springs, CA Television stations is seeking a RF/Transmitter Engineer. Candidate should know all aspects of transmitter, microwave, satellite & RF maintenance. Will perform specialized technical duties involving the design, installation, operation, and modification of all RF systems. Previous experience is a must. SBE certification is a plus! Please send resume to Jody Piel, Regional H.R. Coordinator, KESQ-TV, 42-650 Melanie Place, Palm Desert, CA 92211 or email [jpziel@kesq.com](mailto:jpziel@kesq.com). Pre-employment drug screening and back ground check required. Equal Opportunity Employer.

### TELECOMMUNICATIONS SYSTEMS DESIGN ENGINEER

Wolf Coach, an L-3 Communications company, is looking for a Telecomm. Systems Design Engineer to work at our facility near Salt Lake City, UT.

#### Responsibilities Include:

- Create TV Broadcast, Military, Homeland Security and Public Safety Communication Systems
- Assist in creating/maintaining telecommunication systems engineering standards, procedures, reference libraries, and reference BOMs.
- Support customers, manufacturing and customer service personnel.
- Perform systems testing and conduct training for customers.

#### Qualification/Knowledge Requirements:

- BS in Broadcast Engineering, Electrical, Computer or Electronics Engineering required.
- Certified Cisco Network Engineer. Knowledge of Multilayered Switched Networks, VoIP systems.
- Min. 3 yrs exp. designing telecommunication systems and TV broadcast systems; 5 yrs. exp. and SBE cert. preferred.
- Exp. designing highly integrated systems incl. 2-way radios, RF systems, analog and digital TV video and audio, electronic data and satellite uplink.
- Min. of 5 yrs. using AutoCAD™ required.

Please send resume and cover letter to [wolfcoachcareers@L-3com.com](mailto:wolfcoachcareers@L-3com.com). Fax (508) 791-2882 or mail Wolf Coach, Auburn Industrial Park, 7 B Street, Auburn MA 01501. Affirmative Action / EOE

## Help Wanted

### KFMB-TV BROADCAST MAINTENANCE/ I.S. ENGINEER

KFMB-TV, the most technologically advanced station in San Diego is looking for (2) Broadcast Maintenance/Information Systems Engineers. The ideal candidates will have a minimum of 2 years studio broadcast experience and include; Master Control and News Automation, Master Control and Production Switchers, Routing Switcher (Jupiter/Trinix), Intercom Systems (Clear COM), and Cameras (Sony XD Cam and LDK-6000). Excellent computer skills, and experience with Microsoft networking is a plus. Position requires great people skills, the ability to work a variety of shifts, be on call and be willing to participate in cutting edge broadcast technology. Candidates must be capable of lifting a minimum of fifty pounds, possess a current valid driver's license and be able to provide proof of current automobile insurance. To apply please send resumes via email to [jobs@kfmb.com](mailto:jobs@kfmb.com). KFMB is an equal opportunity employer.

### RF / MICROWAVE ENGINEER

San Bernardino Community College District is looking for an energetic, motivated engineer that will perform specialized technical duties involving the design, installation, operation, maintenance, and modification of KVCR - FM and TV transmitters, translators, microwave systems, satellite up/down links, and other related Radio Frequency (RF) systems. Must have high power UHF TV experience. Salary range: \$47,784 to \$58,080 with excellent benefits. Job description and application form at [www.sbccd.cc.ca.us](http://www.sbccd.cc.ca.us). Job line: 909-382-0778. E-mail: [hrwebtechs@sbccd.cc.ca.us](mailto:hrwebtechs@sbccd.cc.ca.us). San Bernardino Community College District, 114 S. Del Rosa Ave, San Bernardino, CA 92408. Completed applications must be received by August 7, 2006. EOE

### CHIEF ENGINEER

Saga Communications seeks a Chief Engineer for Yankton, South Dakota. We require that you have a minimum of 7 years experience in Broadcast Engineering, AF, RF, AM directional and IT in order to manage and care for our 2 station facility. FCC, SBE and Scott Studio A/V certifications a plus. Resume, salary requirements and references for consideration to: Les Tuttle, General Manager, WNAX FM/AM, 1609 East Highway 50, Yankton, SD 57078. Saga Communications is an Equal Opportunity Employer.

### CHIEF ENGINEER

Saga Communications seeks a Chief Engineer where rivers roll, spires rise and eagles soar: Clarksville, Tennessee. We require that you have a minimum of 7 years experience in Broadcast Engineering AF, RF and IT in order to manage and care for our modern AudioVault/Logitek based 6 station facility. FCC, SBE and BE A/V certifications a plus. Resume, salary requirements and references for consideration to: Susan Quesenberry, General Manager, 5 Star Radio Group, 1640 Old Russellville Pike, Clarksville, TN 37043. Saga Communications is an Equal Opportunity Employer.

## Help Wanted

### MOBILE UNIT ENGINEERS / DRIVERS

TRIO VIDEO, the Midwest's leading mobile television production company, is seeking qualified applicants for:

**Mobile Unit Engineers** to operate and maintain its standard and high definition mobile unit fleet from its base of operations in Chicago. Responsibilities include coordinating, troubleshooting and maintaining on-site mobile unit operations and equipment. All experience levels considered with: engineering degree, technical training, multiple years of hands-on broadcast experience or any combination.

**Drivers** for long-haul and local tractor/trailer transport from its base of operations in Chicago. Current CDL Class A license required with minimum of 3 years tractor/trailer experience.

Qualified candidates should send their resume to: Trio Video, 2132 West Hubbard, Chicago, IL 60612; [resumes@triovideo.com](mailto:resumes@triovideo.com); fax 312-421-0361.

### POSITION AVAILABLE

Azden Corporation, a leading supplier of wireless microphones, shotgun mics, and mixers, primarily for the professional videography market is seeking an experienced professional to join its strong, experienced team. The person we seek must be aggressive and hungry, with a working knowledge of the videography field in general and of wireless microphones in particular. Must be willing to travel. Located in Franklin Square, Long Island, NY, we are offering a competitive package including salary, sales override, and health benefits. Most of all we are offering an opportunity. Send resume by mail, fax or e-mail to: Ken Busch, Azden Corporation, P.O. Box 10, Franklin Square, NY 11010 e-mail: [azdenus@azdencorp.com](mailto:azdenus@azdencorp.com); mail-to: [azdenus@azdencorp.com](mailto:azdenus@azdencorp.com) fax: 516-328-7606

### DIRECTOR, BROADCAST OPERATIONS

#### WETA, ARLINGTON, VA

WETA-TV, public television serving the greater Washington DC area, seeks a dedicated Director of Broadcast Operations. Primary responsibility is to manage the day-to-day operations of Air Operations/Master Control including supervision, scheduling, and personnel management. Position includes assuring continuity of multi-channel broadcast operations, automation schedules, and signal quality and serving as project manager on technical upgrades and engineering facilities installations. Bachelor's degree in electrical engineering or other technical area and at least five years of supervisory experience with TV Master Control and/or Maintenance departments preferred. Must have familiarity with production, post-production, remote/field, satellite downlink and transmitter operations. Please visit [www.weta.org](http://www.weta.org) for the full job description or to apply on-line. WETA is an EOE employer.

**Broadcast  
Engineering**

[www.broadcastengineering.com](http://www.broadcastengineering.com)

**Editorial Director:** Brad Dick, bdick@prismb2b.com  
**Editor/World Editor:** David Austerberry, editor@broadcastengineeringworld.com  
**Managing Editor:** Susan Anderson, sanderson@prismb2b.com  
**Assoc. Editor/Webmstr:** Chevonn Payton, cpayton@prismb2b.com  
**Assoc. Editor:** Spring Suptic, ssuptic@prismb2b.com  
**Assoc. Editor:** Angela Snell, asnell@prismb2b.com  
**Sr. Art Director:** Michael J. Knust, mknust@prismb2b.com  
**Art Director:** Robin Metheny, rmetheny@prismb2b.com  
**Technical Consultants:** Computers & Networking – Brad Gilmer  
 Antennas/Radiation – John H. Battison  
 Digital Video – Michael Robin  
 Transmission Facilities – Donald L. Markley  
 Legal – Harry C. Martin  
 New Technology – John Luff  
 Industry Watcher – Paul McGoldrick  
 New Media – Craig Birkenmaier

**Sr. VP:** Peter L. May, pmay@prismb2b.com  
**Group Publisher:** Jonathan Chalon, jchalon@prismb2b.com  
**Marketing Dir.:** Kirby Asplund, kasplund@prismb2b.com  
**Online Sales & Marketing Dir.:** Samantha Kahn, skahn@prismb2b.com  
**Vice President of Production:** Lisa Parks, lparks@prismb2b.com  
**Production Manager:** Kathy Daniels, kdaniels@prismb2b.com  
**Classified Ad Coord.:** Sarah Goulding, sgoulding@prismb2b.com  
**Dir. Audience Marketing:** Barbara Kummer, bkummer@prismb2b.com  
**Group Show Director/LDI:** Sharon Morabito, smorabito@prismb2b.com

## PRISM BUSINESS MEDIA™

Prism Business Media Inc.

**President/CEO:** John French, jfrench@prismb2b.com

**COO/CFO:** Andrea Persily, apersily@prismb2b.com

### MEMBER ORGANIZATIONS

Sustaining Member of:

- Society of Broadcast Engineers
- Missouri Association of Publications
- Member, American Business Media; Member, BPA International, The Missouri Association of Publications



**SUBSCRIPTION RATES:** Free and controlled circulation to qualified subscribers. Non-qualified persons may subscribe at the following rates (Prices subject to change): USA and Canada, 1 year, \$70.00, 2 years, \$135.00, 3 years, \$200.00; Outside USA and Canada, 1 year, \$85.00, 2 years, \$165.00, 3 years, 245.00 surface mail (1 year, \$155.00, 2 years, \$295.00, 3 years, \$440.00 airmail delivery). For subscriber services or to order single copies, write to Broadcast Engineering, 2104 Harvell Circle, Bellevue, NE 68005 USA; call 866-505-7173 (USA) or 402-505-7173 (outside USA); or visit www.broadcastengineering.com.

**ARCHIVES AND MICROFORM:** This magazine is available for research and retrieval of selected archived articles from leading electronic databases and online search services, including Factiva, LexisNexis and Proquest. For microform availability, contact National Archive Publishing Company at 800-521-0600 or 734-761-4700, or search the Serials in Microform listings at napubco.com.

**REPRINTS:** Contact FosteReprints to purchase quality custom reprints or e-reprints of articles appearing in this publication at 866-436-8366 (219-879-8366 outside the U.S. and Canada). Instant reprints and permissions may be purchased directly from our Web site; look for the RSI/Copyright tag appended to the end of each article.

**PHOTOCOPIES:** Authorization to photocopy articles for internal corporate, personal, or instructional use may be obtained from the Copyright Clearance Center (CCC) at 978-750-8400. Obtain further information at copyright.com.

**PRIVACY POLICY:** Your privacy is a priority to us. For a detailed policy statement about privacy and information dissemination practices related to Prism Business Media products, please visit our Web site at www.prismb2b.com.

**CORPORATE OFFICE:** Prism Business Media, 9800 Metcalf, Overland Park, Kansas 66212 • 913-341-1300 • prismb2b.com

Copyright 2006, Prism Business Media Inc. All rights reserved.

## Help Wanted



## Help Wanted



### MANAGER - DIGITAL TECHNICAL SERVICES

As part of Harman International Industries, Harman Pro North America is the US distributor for the Soundcraft and Studer brands of audio mixing consoles. We are currently seeking a 'Digital Technical Services Manager' to oversee all aspects of service and training related issues for our growing range of digital audio consoles.

The role will require a degree of travel which in the early days may be up to 60% of your time and you will need energy, enthusiasm, the ability to travel at short notice, as well as being an outgoing individual with an existing understanding of current digital audio technologies.

The role will be based in Northridge, CA and where appropriate, re-location expenses will be paid. Salary and benefits will be commensurate with the role.

#### Duties will include but not limited to:

- Pre/post sales support including on-site demonstrations and post sales operator and service training.
- Preparation of training materials
- Sales engineering support
- Managing the release of software updates to the customer base

Harman International Industries, Inc. is an equal opportunities employer

If you are interested in this position, please email us your resume to Soundcraft-usa@harman.com or fax us at (818) 920-3208.

**H** A Harman International Company



### DIRECTOR OF MARKETING

360 Systems is a leading manufacturer of video servers and digital audio equipment for broadcast and Pro A/V Markets. We are seeking an experienced Director of Marketing to take a key role in world-wide growth.

- Extensive experience in marketing of broadcast equipment
- In-depth knowledge of broadcast operations
- Pro A/V experience is a plus
- Experience in managing marketing budgets.
- Ability to write quality copy
- Managing production of marketing materials

If these are your skills, and you'd like to join a winning team, we'd like to talk to you! Send your resume to Robert Easton, President, at [robert.easton@360systems.com](mailto:robert.easton@360systems.com).

360 Systems is located in Westlake Village, California. Excellent salary and benefits package, great work environment, new headquarters building. Visit our web-site at [www.360systems.com](http://www.360systems.com).

**TO REACH INDUSTRY PROFESSIONALS  
PLACE YOUR AD TODAY!**

**SUSAN SCHAEFER**  
P 484.478.0154 | F 484.478.0179

SSCHAEFER@PRISMB2B.COM

### BROADCASTING/

#### TELECOMMUNICATIONS MANAGER

The Empire State Building seeks an individual to oversee our Broadcasting & Telecommunications Dept. Must be knowledgeable in leasing, RFR & technical matters. Must have experience with TV & radio stations, maintenance, operations, new installations, etc. Please fax resume, which must include references & salary requirements, to 212-967-6167.

#### TV MAINTENANCE ENGINEER

KUED-TV in Salt Lake City, Utah is looking for an experienced self-starting TV Maintenance Engineer to perform preventive and responsive maintenance on professional broadcast television equipment. Knowledge of current technology and techniques is required. For a complete description and application instructions, visit <http://www.hr.utah.edu/joblist>. Refer to Job #25181. Compensation DOE; Excellent Benefits. **Equal Opportunity Employer.**

## For Sale

### FOR SALE

TV Tower For Sale: 860-foot Stainless Guyed Tower, built in 1985. 8-foot face-25-foot sections, made for top mount antenna. Elevator System & Inside ladder needs repair; tower is designed in accordance with EIA Standard RS-222-C for wind load rating of 50psf with Top Mounted UHF Antenna; 6 -1/8th transmission line with 3 1/8th coax...Tower is on ground in sections in Greenville, Texas. Contact Lon Sosh at 214-679-0777 or 214-337-5700 or e-mail [lon.sosh@kkgm.com](mailto:lon.sosh@kkgm.com).



	Page #	Advertiser Hotline	Website Address
ADC Telecommunications Inc.	53	1-800-366-3891	adc.com/broadcast
AJA Video	47	530-274-2048	aja.com
Avid Technology	4-5	800-949-AVID	avid.com/interplay
Axcera	73	724-873-8100	axcera.com
Belden	57	1-800-BELDEN-4	belden.com
Blackmagic Design	17		blackmagic-design.com
Broadcast Microwave Services	26	800-669-9667	bms-inc.com
Calrec Audio Ltd.	25	+44(0)1422 842159	calrec.com
Canare Cable Inc.	36	818-365-2446	canare.com
Clear-Com Communication Systems	7	1-510-496-6600	clearcom.com
Crispin Corporation	62	919-845-7744	crispincorp.com
Dell Computer	29	800-545-9672	dell.com/dccsolutions
Dielectric	75		dielectric.com
DMT USA	39	888-912-8326	dmtonline.us
Dolby Labs Inc.	15		dolby.com/tvaudio
DYMO Corporation	33		rhinolabeling.com
Echolab	63		studioensemble.com
ERI Electronics Research Inc.	84	877-ERI-LINE	eriinc.com
ESE	67	310-322-2136	ese-web.com
Euphonix	37	650-855-0400	euphonix.com
Evertz Microsystems Ltd.	IBC	905-335-3700	evertz.com
Fischer Connectors	40	800-551-0121	fischerconnectors.com
Florical Systems	59	352-372-8326	florical.com
For-A Corporation of America	55	1-714-894-3311	for-a.com
Fujinon Inc.	51	973-633-5600	fujinon.com
Harris Broadcast	3	800-4-HARRIS	harris.com/h-class
Harris Leitch	45	1-800-387-0233	broadcast.harris.com/gseries
Harris Leitch	BC	1-800-387-0233	broadcast.harris.com/iconmaster
Iconix	35	800-783-1080	iconixvideo.com
LP Technologies Inc.	79	316-831-9696	lptech.com
Marshall Electronics Inc.	46	800-800-6608	lcdracks.com
Maxell Corp. of America	9	800-533-2836	maxellpromedia.com
Middle Atlantic Products Inc.	31	800-266-7225	middleatlantic.com
Miranda Technologies Inc.	11	514-333-1772	miranda.com
MITEQ	65	630-759-9500	mcl.com
Network Electronics	32	800-420-5909	network-electronics.com
NVision Inc.	82	1-800-719-1900	nvision.tv
Omneon Video Networks	23	1-866-861-5690	omneon.com
Omnibus Systems Inc.	66	704-319-2231	omnibus.tv
PESA Switching Systems	81	800-328-1008	pesa.com
Quantum Corporation	61		quantum.com/tape4 tapelessworld
Radyne Corporation	41	602-437-9620	radn.com
Riedel Communications	64	1-818-563-4100	riedel.net
Rohde & Schwarz	49	1-888-837-8772	test-rsa.com/tvtrans/be
Screen Service Broadcasting Technologies	27	1-888-522-0012	screenservice.net
Sennheiser Electronic GmbH	19		sennheiser.com
Sony Pictures Digital Media	71		sony.com/imready
Streambox	85	1-206-956-0544	streambox.com
Thomson/Grass Valley	13		thomsongrassvalley.com/ inifinity
Troll Systems	21	661-702-8900	trollsystems.com
Utah Scientific	69	801-575-8801	utahscientific.com
Wheatstone Corporation	IFC	252-638-7000	wheatstone.com
Wohler Technologies Inc.	77	1-888-5-Wohler	wohler.com

## US/CANADA WEST

George Watts III  
(360) 546-0379; Fax: (360) 546-0388  
georgeww3@aol.com

## EAST

Josh Gordon  
(718) 802-0488; Fax: (718) 522-4751  
jgordon5@bellatlantic.net

## MIDWEST

Emily Kalmus  
(312) 840-8492; Fax: (913) 514-6301  
ekalmus@prism2b.com

## INTERNATIONAL EUROPE

Richard Woolley  
+44-1295-278-407  
Fax: +44-1295-278-408  
richardwoolley@btclick.com

## Israel

Asa Talbar  
Talbar Media  
+972-3-5629565; Fax: +972-3-5629567  
talbar@inter.net.il

## JAPAN

Mashy Yoshikawa  
Orient Echo, Inc.  
+81-3-3235-5961; Fax: +81-3-3235-5852  
mashy@fa2.so-net.ne.jp

## CLASSIFIED ADVERTISING

Susan Schaefer  
(484) 478-0154  
Fax: (484) 478-0179  
sschaefer@prism2b.com

## REPRINTS

FosteReprints  
(866) 436-8366;  
International inquiries, (219) 879-8366

## LIST RENTAL SERVICES

Marie Briganti, Walter Karl  
(845) 620-0700  
(845) 620-1885  
marie.briganti@walterkarl.infousa.com

## Customer Service: 913-967-1707 or 800-441-0294

July 2006, Vol. 48, No. 7 (ISSN 0007-1994) is published monthly and mailed free to qualified persons by Prism Business Media, 9800 Metcalf Ave., Overland Park, KS 66212-2216. Periodicals postage paid at Shawnee Mission, KS, and additional mailing offices. Canadian Post Publications Mail Agreement No. 40597023. Canada return address: DHL Global Mail, 7496 Bath Road, Unit 2, Mississauga, ON L4T 1L2. POSTMASTER: Send address changes to Broadcast Engineering, P.O. Box 2100, Skokie, IL 60076-7900 USA. CORRESPONDENCE: Editorial and Advertising: 9800 Metcalf, Overland Park, KS 66212-2216. Phone: 913-341-1300; Edit. fax: 913-967-1905. Advert. fax: 913-967-1904. © 2006 by Prism Business Media. All rights reserved.

# Defrag efficiency

BY PAUL MCGOLDRICK



I visited a semiconductor manufacturer a short while ago — one of many visits I make every year when the manufacturers brief me on what they are up to and where they are headed.

During my visit, a lead designer, totally out of the blue, told me, “We’re very big on defrag here.” For me, it was an elephant-in-the-room moment. For him it was a philosophical statement, a corporate message.

Perhaps I should have looked for it in the company mission statement posted in the lobby, but it made me

went with the program, but today the thousands of self-taught video people — most coming from the digital side of things — will look at you strangely if you use GBR.

The slang name for a BNC socket used to be puka (named after the Hawaiian puka shell). But I’m quite sure that if I said to someone today, “Make sure you put that in the right puka,” I would get at least a quizzical look, if not a slap in the face.

Green is all good these days, and I don’t have a problem with that. But when someone starts spouting, for

I also don’t miss the era when I possessed multiple passports (quite legally with a very understanding British government) so that countries I visited would not fuss, or refuse entry, after seeing a visa stamp from a country that they had a hissy fit argument with. Those countries included Cuba, Libya, Israel, Saudi Arabia, the Soviet Union, Taiwan and Turkey. Possessing multiple passports was also convenient insurance against those few countries who took your passport away from you in exchange for a work permit, effectively keeping you a prisoner at their whim.

Nor do I miss having a novel confiscated from me because it was on someone’s arbitrary list or was considered politically incorrect by a country’s government. Or having to bribe your way into a country, just because that’s how it worked.

And the days when I was able to climb a 500ft mast or tower like a little monkey are long gone. I have enough trouble with the Christmas lights.

But who would ever be interested in the fact that I used to be able to jump on RF-live, medium-wave sticks in order to replace a lamp or an isocoupler? Fortunately, I don’t have photos to bore you with.

So, I quite like the idea of a human defrag. It would make us all more equal — and wouldn’t that be just dandy in the climate of fear that we are compelled to live in today? It would also prevent the publication of some really bad autobiographies ... mine especially.

BE

**I’m quite sure that if I said to someone today, “Make sure you put that in the right puka,” I would get at least a quizzical look, if not a slap in the face.**

think that many of us should consider the possibility of a personal defrag. I’ve been around the broadcasting industry now for more than 40 years, and my brain holds absolutely too much information that is irrelevant to the 21st-century industry.

Think about it: How relevant is it that I could explain the theoretical operation of a beam tetrode? Or that I could still draw the circuit of a Class AB audio amplifier using 6V6s? Heck, I can’t even agree with present-day designations of the differences between clamping a video signal and DC-restoring it.

In the test and measurement industry some years ago, we tried to encourage the use of GBR instead of RGB because the G socket on any piece of equipment would also be the socket used for Y in a color-difference signal — so YPbPr would line up with GBR. Makers of real broadcast equipment

example, how important power factor correction is, they really don’t like to hear that we thought it important enough to use it on our VHF TV transmitters a long, long time ago.

I still look at a clock or watch when something happens near me. I would be an excellent time witness in a car wreck, for example. This habit derives from knowing that when something failed or there were picture and audio defects, we were expected to immediately log them. And if something lasted for more than a minute (dead air, for example), we sent a service message right back down the distribution chain.

But that was not as farcical as Class I transmissions. When either the monarch or the prime minister was on-air, we had to stand in front of our transmitters in the absurd notion that we could immediately attend to a problem.

*Paul McGoldrick is an industry consultant on the West Coast.*



Send questions and comments to:  
paul\_mcgoldrick@prismb2b.com

# THE LEADER IN HDTV & IPTV

**Routing Systems**

**Distribution & Conversion**

**Fiber Optics**

**Time Code**

**Closed Captioning**

**Production/Post Production**

**Multiviewers**

**Fully Integrated Master Control**

# QMC

# MVP

**The Leaders in HDTV, and now the Leaders in Routing & Master Control**

New York Sales  
newyorksales@evertz.com

Washington Sales  
dcsales@evertz.com

**evertz.**

905.335.3700  
www.evertz.com

US / International Sales  
sales@evertz.com

US West Coast Sales  
LASales@evertz.com

UK Sales  
uksales@evertz.com

ICONMASTER™

# Master control evolves into channel release



Finally, master control that takes channel branding as seriously as you do.

Processors

Routers

Servers

Editing

Graphics

Digital Signage

Test & Measurement

Monitoring & Control

Master Control & Branding

Management Software

Networking Equipment

TV & Radio Transmission Systems

H-Class™ Content Delivery Platform

**HD/SD configurable master control with embedded multi-layer branding — IconMaster**

The IconMaster™ channel release system is traditional master control and so much more.

- Functionality of a traditional master control without the hefty price tag
- Mini-master without the tradeoff in performance
- Superior, embedded, multi-layer branding technology with IconStation/IconLogo
- Tight integration with other NEO™ advanced applications — multi-viewers, conversion products, DVRs — in the same frame
- Modularity for choice of configuration and the options you need

IconMaster™



IconStation™



IconLogo™



So advanced and innovative, it's almost unfair to call it a master control — IconMaster.

[www.broadcast.harris.com/iconmaster](http://www.broadcast.harris.com/iconmaster)

Canada +1 800 387 0233 | USA East +1 800 231 9673 | USA West +1 888 843 7004 | Latin America +1 305 512 0045



assuredcommunications™

Broadcast • Microwave • RF Comm • Government Systems

[www.harris.com](http://www.harris.com)