

# BroadcastEngineering®

THE JOURNAL OF DIGITAL TELEVISION

## HURRICANE SNAPSHOTS

Overcoming  
nature's fury



**The  
bottom line  
on automation**

See an ROI in  
18 months

**Virtual  
Private  
Networks**

Using VPNs  
to protect  
your newsroom



# THIS IS NOT AN AUDIO CONSOLE

D-9

Audio Control



## IT'S A DIGITAL CONTROL SURFACE

THE D-9 interfaces to WHEATSTONE's router-based BRIDGE MIXING SYSTEM—a digital network that lets multiple control surfaces share common audio resources, accessing signals and sending mixes throughout your facility.

Production



**OTHER SURFACES**  
can share  
common audio  
resources

Studio2



**I/O CONNECTIONS** can be at  
point-of-use and accessed by any  
control surface

DEDICATED DSPs and controls, redundant automatic failover CPUs, mix engines and power supplies are all integral to the system. Components interconnect via CAT5 or fiberoptic cables for single-wire system integration.

A traditional intuitive surface layout gets your operators up and running FAST—even in full 5.1 surround mode.

*TRUE RELIABLE mixing power; ease and clarity of operation — take ADVANTAGE of the WHEATSTONE BRIDGE Network System!*

**CENTRAL FRAME**  
can control a 1024 x  
1024 mixing based  
router



Engineering

Engineering




Talk to your **STATION ROUTER**  
bi-directionally for smooth  
integration

 **Wheatstone**

sales@wheatstone.com / tel 252-638-7000 / www.wheatstone.com

Copyright © 2005 by Wheatstone Corporation



## Surrounding broadcasters with total content delivery solutions.

A world of possibilities is well within reach. From content creation to viewer consumption, surround yourself with Harris' full spectrum of enterprise-wide solutions. Now

deliver the right content to the right person on the right device at the right time. Our latest breakthroughs include the new H-Class™ content delivery platform, 5.1 surround

sound and transmission systems for mobile video. No matter where you turn, Harris' mission-critical solutions and unparalleled customer support have you covered from every angle.

**HARRIS**®

*assuredcommunications*™

Broadcast • Microwave • RF • Government Systems

[www.harris.com](http://www.harris.com)



# Avid just made integrate the w broadcast tech

By integrating the companies





# it easier to world's leading nologies. that make them.

---

With *Deko*, *DekoCast*, *MediaStream* and *Thunder* systems now part of the Avid family, broadcasters can rely on the best of both worlds: tightly integrated solutions plus best-of-breed point products. Today, every customer has one-stop access to an unprecedented range of proven technologies that span the entire broadcast enterprise, from promotions to playout, newsroom to editing room, acquisition to archive.

Only Avid fully integrates the Avid iNEWS NRCS, Avid Unity media networks, and Avid NewsCutter editing systems with the industry's most powerful on-air graphics and multi-channel playout servers—all backed by a single service, support, and training organization. And unmatched interoperability with third-party products allows broadcasters to choose from the world's leading solutions, from tapeless cameras to archive libraries.

For more information, visit [www.avid.com/broadcast](http://www.avid.com/broadcast)

---

**Avid.**  
do more™

# Broadcast Engineering

THE JOURNAL OF DIGITAL TELEVISION

CONTENTS

## FEATURES

### 72 Hurricane snapshots

By Phil Kurz

The impact of Hurricane Katrina caused broadcasters to struggle to bring news, information and hope to those affected by the storms.

### 78 The bottom line on automation


By Brian Lay

Automation can improve workflow and financial return. The author presents tips and suggestions on what technology to consider.

### 88 Special report: The challenges of simultaneous HD and SD delivery

By Tom Ohanian

The problem with video file standards is there are so many of them. Learn how to get from format A to B without compromising quality or workflow.



## BEYOND THE HEADLINES

Download

### 14 Robbing Peter to pay Paul

FCC Update

### 20 FCC active on the DTV front

## DIGITAL HANDBOOK

Transition to Digital

### 22 Interfacing with common carriers

Computers & Networks

### 26 Virtual private networks

Production Clips

### 30 Establishing an audio reference and timing system

#### ON THE COVER:

CNN cameraman Scott McWhinnie (left) and correspondent Jeff Koinange (right) in the still flooded streets of New Orleans nearly two weeks after Hurricane Katrina struck. Photo courtesy Radhika Chalasani, Getty Images for CNN.

(Continued on page 8)



# everything needed to do the job

The all-new,  
fully equipped 17"  
BT-LH1700W HD/SD  
Widescreen LCD Monitor.

Loaded with the features you need to handle any application. This flat-screen LCD has built-in dual auto-switching SDI HD/SD inputs, waveform monitoring and split screen/freeze frame that allows color matching and scene comparison from a live input.

Blazingly-fast response virtually eliminates blur and "jaggies." This 14.5-pound, rack-mountable, AC/DC monitor goes everywhere. You'll be amazed by its color reproduction and its affordable price. For more information visit [www.panasonic.com/broadcast](http://www.panasonic.com/broadcast) or call 1-800-528-8601.



Panasonic professional LCD displays in 7" to 32" sizes

**Panasonic ideas for life**


# Broadcast Engineering

THE JOURNAL OF DIGITAL TELEVISION

CONTENTS

## SYSTEMS DESIGN & INTEGRATION

- Systems Design Showcases
- 36 **StarCity Recording Company blasts off**
- 42 **PCN designs new digital facility**
- Transmission & Distribution
- 67 **Portable news systems: Smaller, lighter and smarter**



## NEW PRODUCTS & REVIEWS

- Field Reports
- 94 **Panasonic's VariCam: An industry workhorse**
- 96 **Telemetrics' robotic cameras at The Weather Channel**
- Technology in Transition
- 98 **New camera technology**
- New Products
- 100 **Avid's Unity ISIS and more ...**

## DEPARTMENTS

- 10 **Editorial**
- 12 **Reader Feedback**
- 102 **Classifieds**
- 105 **Advertisers Index**
- 106 **EOM**

## Freezeframe

You've heard of recommendation H.264 with regard to MPEG-4. What does recommendation H.262 compare to?

Readers submitting winning entries will be entered into a drawing for *Broadcast Engineering* T-shirts. Enter by e-mail. Title your entry "Freezeframe-December" in the subject field and send it to: editor@primediabusiness.com.

Correct answers received by Feb. 1, 2006, are eligible to win.

Question courtesy Tektronix 2005 Desktop calendar

## August Freezeframe

Q. Find the error in the block diagram of a representative VSB terrestrial broadcast transmitter.

A. The Reed-Solomon encoder and Trellis encoder blocks have been swapped between each other. The Reed-Solomon Encoder should be before the Trellis encoder in a correct block diagram of a VSB transmitter.

## Winners:

Bill Miller  
Gregory Chambers  
Chuck Condie

Tim Costley  
William C. Miller






## MARCY GILBERT ▶ BLOWN AWAY BY MAXELL



Marcy Gilbert, President & CEO of IDC (International Digital/Duplication Centre Inc.), is the ultimate Maxell Professional. IDC is America's premiere post production facility, utilizing a variety of Maxell professional products, including Digital Betacam, Betacam SP, Betacam SX, DVCPRO, HDCAM, D2 and D3. "I depend on Maxell to help achieve maximum video and audio quality with the highest levels of reliability and integrity." You can reach Marcy at [Marcy@idcdigital.com](mailto:Marcy@idcdigital.com). To learn more about Maxell Professional Media, call 1.800.533.2836 or visit [www.maxellpromedia.com](http://www.maxellpromedia.com).



To download a PDF version of our new DVD Authoring and Duplication booklet, visit [www.maxellpromedia.com](http://www.maxellpromedia.com).



# maxell


Expanding Memory & Mobility ▶

Recordable Media   Data Storage   Portable Energy   Technological Partnerships



## The sky is falling

**O**n Nov. 4, Disney released its animated movie "Chicken Little." You recall the original story: Chicken Little is walking through the woods, oblivious to the world, when she is suddenly hit on the head with an acorn. She immediately believes the sky is falling. Well, in late October, Walt's broadcast division dropped a couple of programming acorns on the heads of its TV affiliates.



ABC announced that it would provide commercial-free versions of "Desperate Housewives," "Lost" and "Night Stalker" for download and play on the Apple iPod for \$1.99. The shows are available to viewers the day after they air on prime-time TV.

You could almost hear the collective gasp from station managers. And if that wasn't enough to cause ABC affiliates to duck and run, The Disney Channel also announced that installments of "That's So Raven" and "The Suite Life of Zack & Cody" would also be available for download at the same price.

CBS was right behind with the announcement that it would join forces with the dark side (also known as Comcast Cable) to make "Law & Order: Special Victims Unit," "NCIS" and "CSI" available for replay mere hours after the premier broadcasts to Comcast customers on a VOD basis. The cost? Just 99 cents a show.

Not to be left out, NBC announced it would provide selected programs commercial-free through a new DirecTV service called DVR Plus. Again, the shows will be available for 99 cents just hours after they first air in prime time.

All this has caused many network affiliate managers to run around like our friend Chicken Little, crying, "The sky is falling! The sky is falling!" But this shouldn't come as a surprise to station management. The networks have hinted for years that they'd like to get rid of affiliates as soon as they find a way to reach the same eyeballs. All these new delivery schemes are merely a toe-in-the-water experiment for networks.

Comcast is looking skyward too. The cable giant is scrambling to build super headends, connecting 45 key cities over 19,000mi of fiber. The cost? A cool \$100 million. Once the cable company adds what we broadcasters like to call centralcast features, it will have virtually unlimited ability to store and forward video around the country for VOD and portable applications.

But cable had better watch her head, too. As the telcos begin serving up IPTV with high-speed Internet, telephone and VOD, cable is no longer the only game on dry land.

There's a chink in cable companies' and telcos' armor though. Until these relative newcomers can create content, they'll literally have nothing but reruns.

While broadcasters shouldn't panic, it is no time to be complacent either. Broadcasters should immediately begin building archives of what broadcasters do best: local programming. Stations should leverage that exclusive content into every delivery channel possible.

Broadcasters who fail to seek and seize new opportunities could suffer the same fate as our friend Chicken Little. Don't forget: She was willingly lead to Foxy Loxy's den and never heard from again.


BE

*Brad Drib*

editorial director

Send comments to: • editor@primediabusiness.com • www.broadcastengineering.com





## HDV to HD-SDI made simple

Miranda's award-winning **HD-Bridge DEC** offers high quality HDV to HD-SDI interfacing. With integral 1080i/720p cross conversion, it can really simplify signal processing when you're working across multiple HD formats. It's ideal for lossless HD-SDI editing of HDV files, with rapid batch capture using RS422 VTR control.

HDV editing workflow is also improved with its Graticule markers and multiple monitoring outputs, including analog HD, digital/analog audio, and time code. And naturally, HD-Bridge DEC is also perfect for on-air playout of HDV using an HD-SDI infrastructure. So for smarter HDV interfacing, contact Miranda.

**Miranda**

Tel.: 514.333.1772 | [ussales@miranda.com](mailto:ussales@miranda.com)  
[www.miranda.com](http://www.miranda.com)

**HDTV: MAKING IT HAPPEN**

## Camera resolution

Dear editor:

For years, all camera manufacturers quoted horizontal lines of resolution in their specs. It was through this measurement that you had a ballpark idea of the resolution of a broadcast camera.

By reading the horizontal lines of resolution, you could tell if a camera had great resolution or not. The finer the lines and the closer the lines were together, the greater the resolution. When the lines became fuzzy or blurred together, that was the horizontal resolving limit of the camera.

Now none of the manufacturers list horizontal lines of resolution in their spec sheets. Therefore, an old guy like me can't tell which camera has the best resolution.

How do you discern the resolving power of new video cameras?

JIM MITCHELL

*Response from Larry Thorpe, national marketing executive, Canon Broadcast & Communications Division:*

The perceived picture sharpness performance of an HD lens-camera imaging system entails a complex assimilation of the total spatial resolution portrayed on the HD display. Television camera specifications do not do justice to the realities of their picture sharpness capabilities.

Historically, camera manufacturers quoted horizontal lines of resolution as the prime measurement of the performance of their cameras. These numbers referred to the limiting resolution or the horizontal resolving power of the lens-camera system. It was an attempt to simplify a complex performance assessment to a singular number. Regrettably, this became an industry yardstick — a competitive horsepower number (in that bigger was allegedly better).

This has always been a flawed approach to the assessment of a lens-

camera's true performance with respect to picture sharpness. The horizontal limiting resolution specification has no bearing on what actually stimulates the television viewer.

Fortunately, today's camera spec sheets do quote an additional horizontal number — usually called modulation depth — in their spec sheets. This is a more important number than the limiting resolution specification. The significance of this percentage number is that it provides a spot reading of the modulation transfer function (MTF) of the HD lens-camera system at one specific spatial frequency.

MTF is a plot of the contrast behavior of image detail of increasing spatial frequency, and it directly relates to perceived picture sharpness. The shape of the plotted MTF curve across the frequency band of the system is what realistically describes the performance of a given lens-camera system (perceived picture sharpness being a function of the square of the area under that curve). The overall MTF information is the only true assessment of the practical resolution performance.

For a contemporary 1080-line HD camera, a typical spec might read: "Depth of modulation: 45 percent or more horizontally (at 800 TV lines at picture center, or 27.5MHz, with typical lens)." Given that the 30MHz bandwidth (defined by a prescribed digital filter) of the 1080-line HD standard is equivalent to 872 TVL/ph, the quoted specification is telling us that the MTF curve near the extremity of the system bandwidth (at a spatial frequency of 800 TVL/ph — equivalent to 27.5MHz in the electronic frequency domain) is reproducing 45 percent of the contrast at low frequencies. Thus, it is a useful indicator of how well the horizontal MTF is holding up across the useful HD band. But, it by no means tells the full story. In comparing lens-camera



systems, there is no substitute for actually measuring the depth of modulation at 200, 400, 600 and 800 TVL/ph and evaluating the MTF profile.

In addition, the above specification is confined to the picture center because the camera manufacturer understandably does not wish to engage in specifying the resolution behavior of the associated HD lens. Unlike the camera, all HD lenses have a variable resolution from picture center to extremities, which is compounded by further alterations over the focal range, with object distance from the lens and with aperture setting. No lens manufacturer publishes such specifications. Given the expense of HD lenses, it is recommended that they be carefully evaluated at different settings of the zoom and the iris.

Curiously, no manufacturers presently specify the vertical resolution for their HDTV cameras, though they continue to quote a limiting vertical resolution number for their respective SDTV cameras.

BE

Find more information at  
[www.broadcastengineering.com](http://www.broadcastengineering.com)

Lens Technology:  
SPECIAL REPORTS

Test Your Knowledge!

See the FreezeFrame question of the month on page 8 and enter to win a Broadcast Engineering T-shirt.

Send answers to [bdick@primediabusiness.com](mailto:bdick@primediabusiness.com)



# An IT Bill of Rights.

**K2** MEDIA SERVER



## A Guide for Broadcasters To No-Compromise, File-based Server/Storage Systems

As the acceptance accelerates for IT-based technologies such as video servers, nonlinear editing systems, centralized storage, and more, broadcasters and video professionals must have options that give them the confidence to commit to moving wholesale to approaches that avoid many obstacles that today block their ability to truly improve their workflows.

### **Certain, Inalienable Rights.**

As a leading provider of premium-quality content, you have certain, inalienable RIGHTS to a server and storage approach that lets you improve quality, reduce costs, increase flexibility, enhance workflows, and deliver better technologies to improve your overall business.

Taken together, these rights enable you to incorporate the latest enterprise server and storage technologies for a powerful yet simple, cost-effective solution that integrates easily into high-performance, networked IP environments—without compromising quality and other issues key to broadcasters and production professionals.

### **An IT Bill of Rights**

1. The right to low-entry pricing and high performance—that remains low for large systems.
2. The right to storage flexibility.
3. The right to easy, reliable, channel scaling and full redundancy.
4. The right to the latest, advanced IT technologies.
5. The right to upgrade without disruption to your current system.
6. The right to robust software applications.
7. The right to boundless format support.

For more information about K2 Media Storage & Delivery Systems visit  
[www.thomsongrassvalley.com/K2](http://www.thomsongrassvalley.com/K2)



# Robbing Peter to pay Paul

BY CRAIG BIRKMAIER

**F**or the past few months, this column has explored the changing landscape of digital television — a landscape that seems to be changing before our very eyes at an accelerating speed.

Next month, we will try to sort out what is happening in Washington with respect to a hard date for the transition from analog NTSC to digital ATSC. Congress is currently trying to iron out the differences between bills passed in the House and Senate to bring NTSC broadcasts to an end in March 2009, immediately after the conclusion of March Madness (the men's NCAA Basketball Tournament).

This would not be the first hard date that broadcasters have been threatened with. The question is whether it will be any more real than the other deadlines set by the FCC and Congress, which were then rendered meaningless by subsequent legislation.

At the same time, Congress is talking about receiver subsidies for view-

ers still reliant on NTSC broadcasts for their TV fix (the roughly 15 percent of U.S households that watch TV without the aid of cable or satellite). And the NAB is working with several vendors to develop a reference platform for low-cost set-top boxes

— and remember why broadcasters went to the FCC in 1987 and asked the commission for additional spectrum to deliver what was then perceived as an important new capability — HDTV. The stated purpose was to allow the over-the-air broadcast ser-

**Wrapped up in all of this is the political wrangling about multicast must carry, which some broadcasters view as a way to generate new revenue streams.**

that would deliver DTV content to generations of legacy NTSC displays. Wrapped up in all of this is the political wrangling about multicast must carry, which some broadcasters view as a way to generate new revenue streams from their investments in the DTV transition.

### Why HDTV?

Just to refresh your memory, let's look back — nearly two decades

vice to remain competitive in the face of increasing competition from multichannel subscriptions services. But the real reason was to stall a move by the land mobile telephone industry to share the spectrum used by television broadcasters.

At the time, it was believed that it would take two 6MHz channels to deliver HDTV. So broadcasters asked the FCC to consider giving them the extra spectrum to develop a service that would augment the existing NTSC broadcasts to produce an HDTV-quality viewing experience.

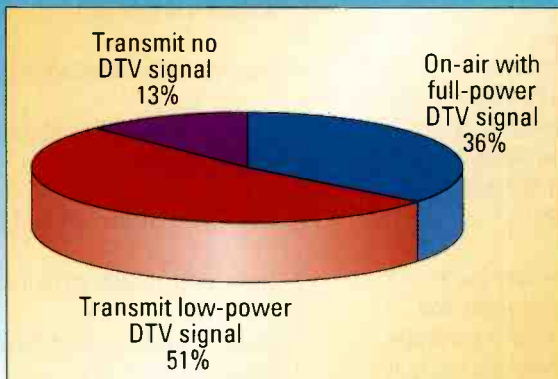
The plan worked initially, but it backfired when General Instruments demonstrated the ability to deliver HDTV in a single 6MHz channel using the same digital compression technology that the company was developing to enable the direct broadcast satellite industry to compete with cable. By 1991, the FCC changed the game, telling broadcasters that they would be loaned a second channel for digital HDTV broadcasts. Then, at the end of the DTV transition, the analog NTSC channels would be recovered.

For the next four years, the focus

## FRAME GRAB A look at the issues driving today's technology

### Commercial DTV broadcast stations

Only 36 percent are on-air with full-power DTV signals



Source: CEA

www.ce.org



# Bring all your viewers into the picture.



## Dolby Pro Logic II: Surround Sound for Stereo Services

Surround sound's not just for HDTV. Dolby® Pro Logic® II delivers compelling surround audio over stereo analog and digital services, bringing impact and realism to the entire TV broadcast audience.

In fact, Dolby Pro Logic II has wide applications. Whether you're creating content for television, HD Radio, video games, or even CDs, the DP563 Dolby Surround and Pro Logic II Encoder gives you the ability to easily generate and deliver five channels of exciting surround sound. In remote TV broadcast applications, the DP563 is ideal for simultaneously creating the surround mix for an analog service from the same discrete 5.1-channel mix that feeds the HD encoder.

Increasingly, many popular shows are broadcasting with Dolby Pro Logic II. Isn't it time to broadcast your programs in the same high-quality surround sound to all your viewers?



[www.dolby.com/tvaudio](http://www.dolby.com/tvaudio)

Dolby, Pro Logic, and the double-D symbol are registered trademarks of Dolby Laboratories. All other trademarks remain the property of their respective owners. © 2005 Dolby Laboratories, Inc. All rights reserved. S05/16642

## Selected programs now airing in Dolby Pro Logic II (where available):

### TV series and specials

*"24"* (FOX); *48th Annual Grammy® Awards* (CBS); *The 78th Academy Awards®* (ABC); *American Idol* (FOX); *Austin City Limits* (FBS); *Crossing Jordan* (NBC); *Desperate Housewives* (ABC); *Las Vegas* (NBC); *Law & Order* (NBC); *Law & Order: Criminal Intent* (NBC); *Law & Order: SVU* (NBC); *Monday Night Football* (ABC); *Monk* (USA); *NASCAR on FOX*; *NBA on TNT*; *NFL on CBS*; *NFL on FOX*; *Six Feet Under* (HBO)

### Additional sports programming

**Comcast Sports Network**  
(selected Phillies, Orioles, and Sixers games)

**NBA TV**  
(NBA, WNBA, and original programming)

**WGN Chicago**  
(Cubs, Sox, Bulls home games)

**YES Network**  
(Yankees games)

was on developing a new digital broadcast service that would deliver a single HDTV channel to replace the single NTSC channel assigned to broadcasters. Multicasting was off the table, as it was perceived in Congress as an expansion of the broadcast franchise.

But at the last moment in 1995, when it was clear that Congress would authorize the transition plan, the ability to deliver multiple channels of standard-definition television was added to the ATSC standard. And when the FCC established the rules for this service, it added a provision allowing broadcasters to offer paid services alongside the one required channel that must be delivered in the free and clear. The price to play is just 5 percent of the revenues generated by these new services.

Broadcasters began to look at the DTV transition in a different light.

Perhaps there was an opportunity here to generate new revenue streams via their DTV broadcasts.

**The cost of prime time**

What is a set of eyeballs worth? According to executives at CBS, the

insert into prime-time programming — an additional revenue stream that the networks would love to control. Current ownership caps prevent the networks from owning sufficient stations to reach more than 40 percent of U.S. homes. It now appears that

**What is a set of eyeballs worth?  
[CBS] generates an average of 36 cents  
in revenue for each viewer who watches  
its prime-time programming.**

network generates an average of 36 cents in revenue for each viewer who watches its prime-time programming. This money covers the cost to the network for the content, operating costs and profits.

Local broadcasters generate additional revenues from the ads they


the networks have found the bypass technology they have been looking for and, with it, the ability to generate more revenue from the programming they control.

Last month, this column explored the realities of hardware and software video encoding and how operational

**TFT-MegaPixel™ Monitors**



**V-R653P-HDSDI**  
Rack Mounted Triple Screen  
HDSDI/SDI Inputs.



**V-R70P-HDA Rear View**



**V-R171P-HD**  
Rack Mount or Desk Top Installation  
Pixel-to-Pixel™ Native Display For All  
Formats.



**V-R82P-AFHD**  
Dual 8.4 TFT High Definition  
Pixel to Pixel Native HD Display.



**V-R82P-AFHD**  
HD Video Assist.  
Shown with HDV Camera.



**V-R231P-AFHD**  
Shown on Stand.  
Native HD Resolution 23 Inch TFT.

**Marshall Electronics**  
Tel.: 800-800-6608 / Fax: 310-333-0688

**LCDRacks.com**





# Introducing DeckLink HD Pro

## The world's highest quality HDTV Dual Link 4:4:4 and NTSC/PAL video card for only \$1,495!



**New Adobe OPEN HD certification**  
 NEW uncompressed Real Time effects  
 NEW compressed DV Real Time effects  
**New DPX file support with  
 Blackmagic FrameLink**

**DeckLink HD Pro Features:** HDTV and standard definition support in 4:2:2 or Dual Link 4:4:4 • All HDTV formats including 1080/24psf, 23.98psf, 50i, 59.94i, 60i, 720/59.94p, 50p, 60p • Standard definition SDI format support for NTSC and PAL • Precision 14 bit analog component monitoring output • Switches between HD or SD • True 10 bit RGB 4:4:4 or YUV 4:2:2 HDTV capture • Instantly switch between HD-SDI and NTSC/PAL • Dual HD-SDI inputs and outputs for Dual Link 4:4:4 • AES-S/PDIF output, AES-S/PDIF input and AES word-clock output • Sony™ compatible RS-422 serial deck control port included • Blackburst & HD Tri-Sync compatible genlock input • HD to SD hardware downconversion.

**Dual platform compatibility.**  
 Includes drivers for Microsoft Windows XP™ and Premiere Pro 1.5™ and Sony Vegas 6™, and on Mac OS X™, QuickTime™ and Final Cut Pro 5™.

**Support for all leading broadcast applications.** Apple Final Cut Pro 5™ • Adobe Premiere Pro 1.5™ • Sony Vegas 6™ • Adobe After Effects™ • DVD Studio Pro • Discreet Combustion™ • iDVT™ • Discreet Cleaner™ • Color Finesse™ • Microcosm™ • Apple Shake™ • Motion™. And most other QuickTime™ and DirectShow™ based applications.



### Blackmagic Design's industry leading range of 10/12 bit Dual Link 4:4:4 products for HD and SD

#### DeckLink HD Pro

Introducing the world's highest quality video card with amazing Dual Link HDTV 4:4:4 SDI for 10/12 bit RGB workflow. DeckLink HD Pro instantly switches between HD and standard definition. Now you can afford the best quality HDTV card available, even if most of your work is in standard definition. DeckLink HD Pro does both!

DeckLink HD Pro features an unprecedented 14 bit 4:4:4 analog monitoring output, retaining the subtle detail of film originated video. Combined with high speed converters adds up to the world's best HDTV monitoring. Monitoring instantly switches between HD and SD. Great features like AES-S/PDIF audio, and black burst & HD Tri-Sync input helped DeckLink HD Pro win 4 leading industry awards.

New Single Link 4:2:2 model of DeckLink HD Pro available! Only RRP \$995

#### Workgroup Videohub

Workgroup Videohub eliminates manual cable patching by connecting everyone together into a fully featured professional routing switcher. Also includes independent monitoring outputs so you can instantly see any deck or editing system in your facility. Workgroup Videohub has 12 fully independent dual rate SDI inputs and 24 independent SDI outputs that auto switch between HD-SDI and Standard Definition SDI.



RRP \$4,995

#### HDLink

HDLink connects SDI video to any supported DVI-D based LCD computer monitor for true HDTV resolution video monitoring. Featuring Dual Link 4:4:4 HD-SDI, 4:2:2 SD-SDI and a fast USB 2.0 input with de-embedded analog RCA audio outputs. Because every single pixel in the SDI video standard is mapped digitally onto the pixels of a 1920 x 1200 resolution LCD display, you get a perfect digital pixel for pixel HDTV image quality. Now features SD anamorphic mode for 16:9 display and HDMI video support.



RRP \$695

#### DeckLink HD

This world leading 10 bit HDTV SDI card has changed the broadcast industry. It instantly switches between HDTV or NTSC/PAL SD eliminating your upgrade risk to HDTV.



RRP \$595

#### DeckLink Extreme

This amazing video card features 10 and 8 bit SD-SDI, HD-SDI down conversion, analog composite and component I/O, balanced analog audio I/O, DV, JPEG, internal keyer, genlock and so much more. Now available with PCI-Express.



RRP \$895

Blackmagicdesign



constraints can influence the delivered quality of broadcast content. That column also noted the ability for consumers to download video content and consume it via portable media players (PVRs).

Even before that column was published, Apple announced that it had sold 1 million music videos and TV shows from ABC during the first 20 days after the service was launched. The networks took notice.

CBS and NBC both jumped on the download bandwagon, announcing deals, with Comcast and DirecTV

set of problems. The 19.3Mb/s payload that can be delivered via an ATSC channel is barely adequate to deliver one high-quality HDTV program using MPEG-2 compression. As more prime-time programming is being produced and delivered using HD formats, less room is left for multicasts.

In Las Vegas — one of the markets where USDTV offers a 20-channel broadcast subscription service — some viewers are complaining about the quality of the free-to-air DTB broadcasts. If a station gives 6Mb/s

These boxes will be bare bones, converting HD broadcast to NTSC. They will not support H.264. They will not have integrated PVRs. In short, the ability of broadcasters to compete will be constrained.

There is an alternative, though it is not clear that the broadcast networks will let their affiliates compete in the paid video download business. There is a huge amount of capacity during the overnight hours to download content to PVR-equipped receivers.

Collecting the fees for this content is a bit more complex, but can be managed with a number of technologies, including networked transactions and smart cards — the same smart cards used in DBS system (and now in cable-ready DTB receivers).

Unfortunately, it now appears that the networks are robbing Peter (their affiliates) to pay Paul (themselves). **BE**

## The problems DTB broadcasters face in generating new revenue streams are not difficult to understand, but they may be difficult to overcome.

respectively, to make some of their prime-time shows available for viewing via VOD services immediately after the networks broadcast the shows.

Comcast will allow viewers to watch CBS shows (with commercials that cannot be skipped) for 99 cents. DirecTV will push some NBC shows to DirecTV receivers with integrated PVRs so they can be viewed without commercials for 99 cents.

The networks all contend that these services will expand the audience for their shows rather than cannibalizing the over-the-air audience. But network affiliates are not convinced. Many see this as another way for the networks to generate new revenue streams at the affiliates' expense. And some are asking why they cannot offer download services too.

### The real-time dilemma

The problems DTB broadcasters face in generating new revenue streams (such as bandwidth constraints) are not difficult to understand, but they may be difficult to overcome.

Multicasts come with their own

to USDTV, it only has 13.3Mb/s left for itself.

Likewise, if stations get into the multicast business, something has to give. And that something is likely to be the quality of the programs that are delivered.

Broadcast competitors are beginning their own transition to such next-generation video compression technologies as H.264, which can deliver the same level of quality with about half the bits now required.

In November, DirecTV began delivering local HD broadcasts in four markets, with plans to serve 36 markets by early 2006. New set-top boxes that can decode both MPEG-2 and H.264 are required to receive these channels. And, as was the case with first-generation set-top boxes, the cost is being subsidized by subscriber fees.

Broadcasters currently have no way to collect subscriber fees, and their platform is constrained to the use of MPEG-2 compression. Only a small percentage of U.S. homes have ATSC-capable receivers. But Congress and the NAB are hoping to deploy millions of receivers over the next few years in anticipation of the 2009 shutdown of NTSC services.

*Craig Birkmaier is a technology consultant at Pcube Labs, and he hosts and moderates the OpenDTB forum.*




View an online product demo whenever you see this logo.

www.broadcastengineering.com



# ENCODING CAN MEAN THE DIFFERENCE BETWEEN CANNES & CANNED



## DETAILS MATTER.

Your genius flowed into every frame, but what will flow out after encoding?

Inlet's advanced VC-1 encoding solutions provide control over the encoding process, preserving the details of your creative vision. Our Fathom™ encoder combines the power of hardware with the finesse of analysis tools, for frame-accurate encoding, in real-time. That means you hit your deadlines, with no frame left behind. Fathom gives you speed, control and, most importantly – quality. Quality, after all, defines your work.

Do you have an eye for detail? We should talk.



Learn more.  
Call: 919-256-8145  
[www.inlethd.com](http://www.inlethd.com)

 **INLET**  
HIGH-DEFINITION

Break-Through Encoding.



## FCC active on the DTV front

BY HARRY C. MARTIN

**W**hile much attention has been paid in recent weeks to Congressional efforts to set a firm date for the DTV transition, the FCC has been busy with its own initiatives aimed at keeping the DTV clock moving.

### Channel election deadlines

The commission released the results from the first round of channel elections and set Oct. 31, 2005, as the deadline for the second-round elections. (The second-round deadline was extended from Oct. 24 to

Oct. 31 at the request of the AFCCE to accommodate some last-minute channel accommodations.) Licensees who did not participate in the first round — either because they lacked an in-core channel or because their proposed channel caused impermissible interference with other channel elections — were required to make a selection by Oct. 31 or wait for the third round of elections, which is expected to take place in early 2006.

### LPTV, TV translator filings

The commission released a public notice that allows LPTV and TV translator licensees to immediately file applications to convert their in-core analog facilities to digital facilities. Class A LPTV licensees have filed such applications for some time.

For these three groups, there is obviously a downside to digital-only operation. In filing an application to convert to digital operations on its current channel, they will give up their right to file for a companion channel in the future.

The FCC previously adopted rules that will permit LPTV, TV translator and Class A stations to select an available digital channel to operate in conjunction with their analog facility once the DTV channel election process is almost completed. A filing window for companion channels might be opened in early 2006.

For this reason and because the DTV hard conversion date is still three years off, only a handful of licensees have converted. But filing now will result in the issuance of a construction permit, perhaps at a new site that will be good for three years. Such a permit, even if it is not immediately implemented, would lock in the station's right to a digital in-core channel.

### Digital-only request

The FCC recently released an order granting a request by a full-power television station to cease operating its analog facility and to operate only as a digital station on its digital channel. A television station in Riverdale, NY, received two out-of-core channels. It sought authorization to turn off its analog facility and agreed to broadcast only in the digital mode.

While it was the only television station licensed to Riverdale, the commission reasoned that any adverse impact on the viewing public would be minimal because the area had more than 92 percent cable penetration. Moreover, the licensee agreed to provide cable systems the equipment necessary to downconvert the digital signal to analog for carriage of the station on their systems.

The licensee mentioned the support given by the company planning to use the 700MHz spectrum being vacated when the analog station is turned off. The commission agreed that these factors weighed in support of the request and granted authorization to terminate its analog service.

The second round of channel assignments should conclude by the end of the year. At that point, the FCC may open a window for filing of companion DTV channel requests by LPTV, TV translator and Class A licensees. This, coupled with adoption of a hard transition date in 2009, will launch us into a new DTV year in which TV licensees will need to be even more vigilant.

BE

## Dateline

Feb. 1, 2006, is the date by which TV, TV translator, LPTV and Class A TV stations in the following states must file their 2006 license renewal applications: Arkansas, Louisiana and Mississippi. TV stations in those states must also file biennial ownership reports and EEO program reports on Feb. 1 with their renewals.

Feb. 1 is the date that TV stations in Indiana, Kentucky and Tennessee must begin their pre-filing renewal announcements in anticipation of filing their renewals on April 1.

Feb. 1 is the deadline for TV stations in the following states to place their EEO public file reports in their public files and post them on their Web sites: Arkansas, Kansas, Louisiana, Mississippi, Nebraska, New Jersey, New York and Oklahoma.

The start date for on-air labeling of core educational and informational programming with the logo "E/I" was stated in last month's column as Sept. 19, 2006. The correct date is Sept. 19, 2005.


Harry C. Martin is the immediate-past president of the Federal Communications Bar Association and a member of Fletcher, Heald and Hildreth.



Send questions and comments to: [harry\\_martin@primediabusiness.com](mailto:harry_martin@primediabusiness.com)



evolve.



**think video. think Terayon.**

Digital video changes everything - how we brand, communicate, entertain and inform. Terayon accelerates your ability to evolve and capitalize on new business opportunities brought on by this digital revolution. Terayon enables you to deliver picture perfect results where it matters most - on the screen and on your bottom line.

[www.terayon.com](http://www.terayon.com) • [info@terayon.com](mailto:info@terayon.com)

**TERAYON**

evolve faster.



## Interfacing with common carriers

BY MICHAEL ROBIN

The common carriers play an important role in the delivery of TV programs to private homes. The original analog monochrome TV transmission concept was remarkably simple: essentially, a camera and microphone, a studio-to-transmitter link (STL), and a visual and aural transmitter. The processing, distribution and transmission of analog video signals is characterized by less than ideal performance in terms of linear distortions, nonlinear distortions and noise.

### The analog world

The use of less than ideal distribution equipment affects the shape of video signals. In an analog world, there is a direct relationship between the wave-shape and the picture quality. The resulting picture impairments can be judged subjectively by observing the picture quality on a picture monitor.

In the early 1950s, national and international bodies developed subjective picture-quality grading criteria, resulting in minimum acceptable performance figures. Maintaining local and intercity network equipment to

meet these figures resulted in satisfactory performance for carrying standard monochrome TV signals but was unsatisfactory for carrying compatible color signals. The introduction of color in the 1950s resulted, therefore, in tightening the tolerances of the performance figures and the introduction of new performance indicative parameters. These parameters quantify the chrominance-to-luminance and luminance-to-chrominance interaction.

The overall performance of a distribution system can be predicted with a certain degree of accuracy by applying a formula developed by CCIR for predicting the performance of international video signal distribution networks. Objective equipment performance measurements use standardized test waveforms tailored to contain frequency domain components best suited for measuring specific types of impairments.

Early approaches involved a television test signal generator at the origination point (MCR) and video test equipment at the destination. This required station shutoff and a long time of tests.

Later approaches involved transmission of vertical interval test signals (VITS) inserted on several blanked horizontal lines in the vertical blanking interval. This allows the performance tests to be carried out at any convenient time without requiring transmission shutoff. Recent test equipment, such as the Tektronix VM700, carries the testing automatically and generates a performance test results printout referenced to specifications.

### The DS3 concept

In the transition from analog to digital systems, there were likely to exist some types of hybrid systems. Early approaches digitizing the signal distribution resulted in the introduction of the DS3 digital distribution network operating at 45Mb/s. Essentially, the NTSC composite video signal is sampled at 4Fsc, and a DPCM compression process is applied to reduce the overall bit rate to nominally 45Mb/s.

This concept made its appearance on the market before MPEG-2. In those days, it was generally agreed that the normal approach to digitization and compression would be the adoption of a subcarrier-related digital sampling strategy. The system consists of an encoder that digitizes and compresses one composite NTSC video channel and, typically, four audio channels. The inputs are NTSC analog video with typical analog video signal performance specifications and analog audio with typical analog audio performance specifications. The system also has a decoder that decompresses and converts one NTSC composite video signal and four analog audio signals to analog.

The performance specifications are typical of analog video and audio systems, and one could ignore that this is a digital compression/decompression

## FRAME GRAB

A look at tomorrow's technology

### Global forecasts by region

By 2010, Asia will surpass North America in VOD/NVOD households

VOD/NVOD households	2005	2010
Asia Pacific	18 million	125 million
North America	63 million	113 million
Europe	39 million	98 million
Latin America	6 million	13 million
<b>Total</b>	<b>126 million</b>	<b>349 million</b>

Source: Informa

<http://group.informa.com>



*Ikegami's HDK-75EX gets the award,  
but our customers are the real winners.*



## HDK-75EX

Star quality. Ikegami's HDK-75EX has it and we're proud that a leading industry publication agrees by choosing the camera as a Superior Technology Award Recipient (STAR) award winner. This cost-effective, fully digital HD camera uses newly developed digital process ICs, precision designed at 0.18 micro-meter rule to achieve unmatched, consistent picture quality.

The camera features a compact and lightweight camera body including integrated fiber adapter (4.5kgs), low power consumption (28W), and excellent sensitivity (f10/2000lx) and S/N ratio (56dB). Ikegami's HDK-75EX received the STAR award, but our customers are the real winners.

## *Another winning Ikegami customer*



[weather.com](http://weather.com)

"We chose Ikegami HDK-75EX HD cameras because we felt strongly that Ikegami produced superior imagery, as well as the ease of installation and complete functionality we were looking for."

Mike Smereski, Chief Engineer,  
The Weather Channel

# Ikegami

Ikegami Electronics (U.S.A.), Inc. 37 Brook Avenue, Maywood, NJ 07607 East Coast: (201) 368-9171  
West Coast: (310) 297-1900 Southeast: (954) 735-2203 Southwest: (972) 869-2363 Midwest: (630) 834-9774


Website @ <http://www.ikegami.com>



"We had an aggressive strategy to create a tapeless, high-bandwidth, mission critical environment that also needed to support multiple file formats and be user friendly. We chose Omneon."

### Alan Popkin

Director, TV Engineering &  
Technical Operations  
KLCS-TV/DT, Los Angeles



When KLCS embarked on an ambitious program to upgrade to DTV, they saw an opportunity to go far beyond just television and is now providing a host of new programming options to almost a million students and teachers.

With Omneon Spectrum™ media servers, KLCS has been able to implement an efficient model for delivering new services. Incorporating Smart Scalability™, Omneon Spectrum systems meet precise format, channel count, bandwidth and storage specifications. What's more, an Omneon Spectrum can be expanded in smart, manageable increments—without replacing the original system and in many cases, without taking the system offline.

To learn more about the unique advantages of an Omneon Spectrum media server system visit [www.omneon.com](http://www.omneon.com).

It's not just  
what you serve.

It's who.



system. The DS3 concept has enjoyed an enormous success. Even today it is generally less costly to install and use than some MPEG-2 systems.

### The MPEG-2 world

MPEG-2 revolutionized the broadcasting world. Using the MPEG-2 video compression system, a 270Mb/s signal can be reduced to 4Mb/s bit rate without visible picture-quality reduction. A contemporary MPEG-2 encoder is typically 1RU and accepts analog composite NTSC and 270Mb/s SDI. The typical NTSC internal (or external) manufacturer-provided decoder uses sophisticated comb filters for luminance and chrominance separation. Earlier encoders were quite bulky and used relatively inexpensive comb filters. The user may choose MPEG-2 4:2:2 or 4:2:0, between 1.5Mb/s and 50Mb/s bit rate and the I-B-P sequence.

The contemporary MPEG-2 decoder is typically 1RU, has SDI 270Mb/s and analog composite NTSC outputs. Some decoders have color-black reference inputs, which allow the NTSC output to be timed and phased to studio reference. The video performance specifications of MPEG-2 systems are analog NTSC and, without exception, no reference is made to compression/decompression-related picture impairments. The advertised data are, therefore, useless. All manufacturers ignore the fact that the picture quality changes dynamically depending on the data rate, the picture complexity and the encoding algorithm used. So, buyers have no available data expressing the picture quality in comparison to that of a number of competing systems.

A significant problem confronts the user of large systems that are made up of a concatenation of encoders/decoders (codecs). Overall system performance is unpredictable. For instance, codec A followed by codec B may not produce the same set of impairments as codec B followed by codec A. Additionally, the use of statistical multiplexing adds a time-varying aspect to the data rate available for the compressed signal, i.e., creating a time-

varying quality factor as pictures have to be subjected to greater compression to fit in the allocated bit rate.

### How do you handle it?

Picture quality is of concern to all people in the broadcast chain. To achieve it, the system design group must use a combination of subjective and objective approaches in specifying and selecting equipment.

Whenever possible, measure equipment performance against an industry standard using a picture quality analysis (PQA) system. System commissioning teams should specify the required picture-quality levels, and these should be followed through production and post-production and to final transmission. Using the selected equipment, an experimental system should be set up in a test lab, and its overall performance, from input of the encoder to the output of the decoder, should be measured using a PQA test system.

I have used a Tektronix PQA system, which presents the measurements results in a single numerical quantity called picture-quality rating. It also presents peak signal to noise ratio values. Several test sequences are available on a CD-ROM. Select a sequence with a lot of detail and one with a lot of movement. Stick to them for all present and future tests to ensure uniformity. Pending an agreed upon set of performance test results, generate your own and keep them for future reference. To maintain low final impairment, the highest standards have to be maintained throughout.

The problems reviewed in this article deal with SD systems. To my knowledge, there is no PQA test equipment designed specifically for HDTV. **BE**

*Michael Robin, fellow of the SMPTE and former engineer with the Canadian Broadcasting Corp.'s engineering headquarters, is an independent broadcast consultant located in Montreal. He is co-author of "Digital Television Fundamentals," published by McGraw-Hill and translated into Chinese and Japanese.*



Send questions and comments to:  
[michael\\_robin@primediabusiness.com](mailto:michael_robin@primediabusiness.com)

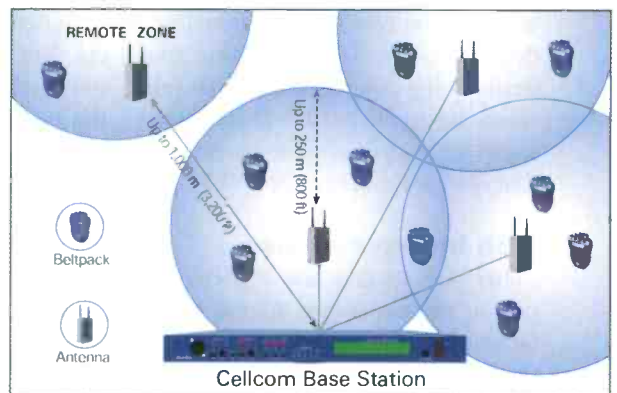




# Revolutionary Wireless

Cellcom 10 digital wireless intercom. Truly new, truly revolutionary. The first stand-alone wireless to offer small group person-to-person conversations among beltpacks.

- Complete programmability with up to six communications routes per beltpack
- The ability to remote and customize coverage area, and connect with two wired partly-line and four digital matrix channels.
- Ten beltpacks per base - all license free, above the UHF television bands with no need for frequency coordination



**Cellcom 10** Join the revolution.



© 2005 Vitec Group Communications | [www.clearcom.com](http://www.clearcom.com)

Americas & Asia | 4065 Hollis Street, Emeryville, California 94608, USA | T: +1-510-496-6600

Europe, Middle East & Africa | 7400 Beach Drive, Cambridge Research Park, Cambridge, CB5 9TP, UK | T: +44 (0) 1223 815000



## Virtual private networks

BY BRAD GILMER

**V**irtual private networks (VPNs) have become a critical part of nearly every broadcast operation. Using VPNs and establishing policies for them can be an important part of your overall networking strategy.

As the name implies, a VPN allows a computer to appear to be connected to a local network, even though the computer may be hundreds or thousands

of miles away. In this article, we will consider the case of a reporter hundreds of miles from the station who needs to log into the local newsroom computer to file a story. Before looking at VPNs, let's analyze an example that does not make use of a VPN.

has taken adequate safeguards to ensure that the system is not vulnerable to an attack. By having the Web interface exposed on the Internet, hackers will try to break into the system. Network engineers design strong security systems specifically to deter attackers from reaching critical internal systems. As Figure 1 shows, most stations employ firewalls and other devices at the Internet ingress

trust that a number of different vendors have taken adequate safeguards to be sure that their systems will not be compromised by an attacker.

### The privacy of a VPN

In the past, there were few practical solutions. You built the best firewall you could, and then you exposed the absolute minimum inside equipment to the outside world. But with VPNs, network engineers have a better solution that provides a high degree of security while actually improving the end-user experience.

As mentioned earlier, the VPN creates a private network of computers, even though some or all of those computers are thousands of miles away running on different physical networks. The net effect of this is that once connected to the VPN, the reporter's laptop sitting in a hotel room acts just as if it were plugged into the newsroom network back at the station.

The communications between the laptop and the station can use encryption, making it difficult for an

**With VPNs, network engineers have a better solution that provides a high degree of security while actually improving the end-user experience.**

of miles away. In this article, we will consider the case of a reporter hundreds of miles from the station who needs to log into the local newsroom computer to file a story. Before looking at VPNs, let's analyze an example that does not make use of a VPN.

### Web browser access

One way to give the reporter access to the newsroom system would be to allow the reporter to log in to the system using a Web browser. The reporter connects the laptop to the Internet, enters the URL of the newsroom system into a Web browser and is presented with a login dialog box. Once the reporter logs into the system, she is able to file her story as if she were sitting at a desk in the local station. While this would work just fine, there are a few critical issues with this implementation, all of which revolve around security.

Using a Web interface to connect to a newsroom system is not a problem in and of itself. The question is whether the designer of that system

point. These devices are specifically designed and updated to foil attackers. But all network engineers face tough challenges when implementing such systems.

On one hand, network engineers would like to protect the inside systems from attack. But they struggle with the security implications of al-

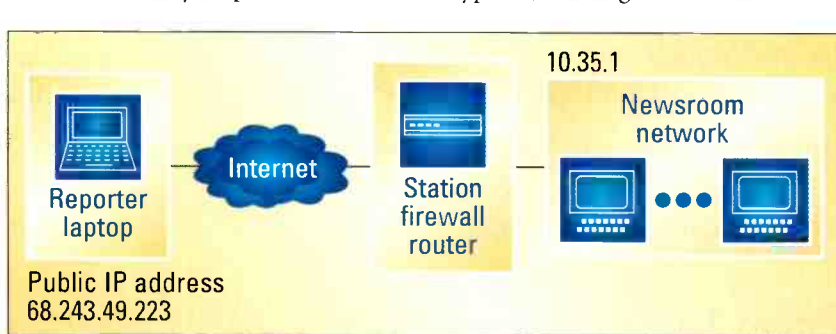


Figure 1. The station firewall can be configured to allow Web access for the newsroom network, but this is a security hazard.

lowing outside connections through the firewall technology they have worked so hard to create. If they have to provide remote access for other systems as well, then the network designers ultimately end up having to

attacker to listen in. And because the VPN connection forces all Internet traffic destined for the laptop to pass through the corporate firewall, the laptop is protected by the same technology on the road as at home.



Small Business

I'VE ALWAYS HAD A CREATIVE VISION.  
NOW I HAVE A  
WORKSTATION THAT  
CAN BRING IT TO LIFE.



Dell recommends Windows® XP Professional

Say hello to Dell and Adobe® and say goodbye to creative constraints. Dell™ Precision™ workstations feature some of the latest processors, loads of memory, and PCI Express x16 2-D and 3-D graphics cards, which were designed to be powerful enough to handle large graphics files quickly and deliver stunning visual effects. Best of all, Adobe® offers a range of Dell™ ISV-certified software options, including the comprehensive Adobe Video Collection 2.5 Standard. Simple solutions – so all I have to do is be creative. Call to find out what Dell can do for your small business.



**Adobe Video Collection Standard**  
Software, documentation or packaging may vary from retail version.

### DELL PRECISION™ 470 WORKSTATION

**\$1699**

Lease as low as **\$45/mo.** (48 pmts\*)  
E-VALUE Code: **05850-S41216m**

#### Scalable, Dual Processor Capable Workstation

- Intel® Xeon™ Processor (2.80GHz, 1MB Cache, 800MHz FSB)
- Genuine Windows® XP Professional
- 1GB Dual-Channel™ DDR2 SDRAM
- 160GB\* (7200 RPM) SATA Hard Drive
- 128MB ATI FireGL™ V3100 PCI Express™ x16 Graphics Card
- 48x CD Burner/DVD Combo Drive
- 3-Yr Economy Service Plan (Ltd. Warranty,\* On-Site Service,\* Tech Support)
- Monitor Not Included

#### Recommended Upgrades:

- 128MB PC e x16 NVIDIA Quadro® FX 1400 Graphics Card, add \$350
- 3-Yr Business Essential Service Plan (24x7 Same-Day On-Site Service,\* advanced Tech Support), add \$408
- Dell™ UltraSharp™ 1905FP 19" Flat Panel Display, add \$429

### DELL PRECISION™ M20 WORKSTATION

**\$1849**

Lease as low as **\$49/mo.** (48 pmts\*)  
E-VALUE Code: **05850-S41218m**

#### Workstation Performance, Notebook Mobility

- Featuring Intel® Centrino® Mobile Technology with Intel® Pentium® M Processor 740 (1.73GHz, 2MB L2 Cache, 533MHz FSB); Intel® PRO/Internal Wireless
- Genuine Windows® XP Professional
- 14.1" SXGA+ Active Matrix Display
- 512MB DDR2 SDRAM; 60GB\* (5400 RPM) Hard Drive
- ATI Mobility™ FireGL™ V3100 64MB PCI Express™ OpenGL Graphics
- 24x CD Burner/DVD Combo Drive
- 3-Yr On-Site Economy Service Plan (Ltd. Warranty,\* On-Site Service,\* Tech Support)

#### Recommended Upgrades:

- 80GB\* (5400 RPM) Hard Drive, add \$20
- 3-Yr Business Standard Service Plan (On-Site Service,\* CompleteCare™ Accidental Damage Service,\* advanced Tech Support), add \$278

Dell™ recommends Adobe® software with Dell Precision™ workstations.

#### Adobe® Video Collection 2.5 Standard

- Package includes Adobe Premiere® Pro 1.5, Adobe After Effects® 6.5 Standard, Adobe Audition™ 1.5, and Adobe Encore™ DVD 1.5.

**Special offer only with purchase of select Dell Precision™ workstations\***  
Only **\$599** Great Value!

#### Adobe® Photoshop® CS2

Operate with powerful, next-generation digital imaging features that are the professional standard for graphic and web designers, photographers, and video professionals.

**\$589** SKU A0472798

#### Adobe® After Effects® 6.5

Add stunning 2D and 3D compositing, animation, and visual effects as well as motion tracking and stabilization to production.

Standard Version  
**\$728** SKU A0365456

#### Adobe® Premiere® Pro 1.5

Revolutionizes non-linear video editing with real-time tools that help provide precise management of virtually every aspect of video and audio editing.

**\$729** SKU A0356041



dell.com/SMB/DCCSolutions

IT'S BOUNDLESS CREATIVITY.



call **877.681.DELL**  
toll free

Call: M-F 7a-8p Sat 8a-5p, CT \*Pricing/Availability: Pricing, specifications, availability, and terms of offer may change without notice. Taxes, fees, shipping, handling and any applicable restocking charges extra, vary and are not subject to discount. Offers may be combined with other select offers or discounts. U.S. Dell Small Business new purchases only. LIMIT 5 DISCOUNTED OR PROMOTIONAL ITEMS PER CUSTOMER. In case of customers leasing under these promotions, please note that items leased will be subject to applicable end-of-lease options or requirements. Dell cannot be responsible for pricing or other errors, and reserves the right to cancel orders arising from such errors. **Adobe Video Collection 2.5 Standard Offer:** Offer valid only with purchase of Dell Precision™ 380, 470, 670, M20 or M70 system. Offer excludes n-series systems. **Warranty:** For a copy of our Guarantees or Limited Warranties, write Dell USA L.P., Attn: Warranties, One Dell Way, Round Rock, Texas 78682. For more information, visit <http://www.dell.com/warranty>. **Dual-Channel Memory:** Dual-channel memory requires 2 each of the same capacity memory DIMMs. **On-Site Service:** Service may be provided by third party. Technician will be dispatched, if necessary, following phone-based troubleshooting. Subject to parts availability, geographical restrictions and terms of service contract. Service timing dependent upon time of day call placed to Dell. **Leasing:** Monthly payment based on 48-month Fair Market Value ("FMV") QuickLease and does not include taxes, fees, shipping and handling charges. Your monthly payment may vary, depending on your creditworthiness. QuickLease arranged by Dell Financial Services L.P. ("DFS"), an independent entity, to qualified Small Business customers. Minimum transaction size of \$500 required. At the end of the FMV QuickLease, you can purchase the equipment for the then FMV, renew the lease or return the equipment to DFS. Please contact your DFS representative for further details. All terms subject to credit approval and availability, and are subject to change without notice. **CompleteCare Accidental Damage Service:** CompleteCare service excludes theft, loss, and damage due to fire or intentional damage. CompleteCare not available in all states. Customer may be required to return unit to Dell. For complete details, visit [www.dell.com/servicecontracts](http://www.dell.com/servicecontracts). **Hard Drive:** For hard drives, GB means 1 billion bytes; actual capacity varies with preloaded material and operating environment and will be less. **Trademark/Copyright Notices:** Dell, the stylized E logo, E-Value, UltraSharp, CompleteCare and Dell Precision are trademarks of Dell Inc. Intel, Intel Centrino, Intel Xeon and Pentium are trademarks or registered trademarks of Intel Corporation or its subsidiaries in the United States and other countries. Microsoft and Windows are trademarks or registered trademarks of Microsoft Corporation in the United States and/or other countries. Adobe, the Adobe Logo and Acrobat are either registered trademarks or trademarks of Adobe Systems Incorporated in the United States and/or other countries. ©2005 Dell Inc. All rights reserved.

## VPN in action

Let's take a look at how this might work. In Figure 2, a station has configured its newsroom system to run on a separate network from the rest of the building, and the network design does not allow any traffic to pass from the firewall to the newsroom system. In this scenario, the newsroom system login screen is not accessible to the outside world — the firewall blocks all access.

At the start of the VPN session, the reporter's laptop is connected to the Internet. The laptop has been assigned

addresses for the VPN link that have been established by the network engineer. Finally, the VPN client reports that it is connected to the VPN.

When the process is complete, several changes have taken place on the reporter's laptop. First, all communications over the VPN are now encrypted, and the only communications between the laptop and the outside world occur over the VPN back to the station. The laptop can no longer communicate directly with other computers on the Internet without those communications first going over the VPN back to the

and it thinks it is inside the firewall on the 10.35.2 network.

Because of the way IP works, the laptop still cannot see the newsroom system, which is on a separate network (10.35.1). Earlier, I mentioned that during the VPN login process, security policies were applied to the connection. Parts of these policies establish which IP addresses get assigned to VPN clients and which routes are established between various networks.

In this case, when the laptop connects to the VPN, a predefined route is established between the 10.35.2 network and the 10.35.1 network. This means the router automatically knows about both networks and effectively connects the two networks so traffic can flow back and forth between the VPN network and the newsroom network.

Now the reporter enters the internal (non-public) URL of the newsroom system in her Web browser. She is presented with the login screen, and she is ready to go.

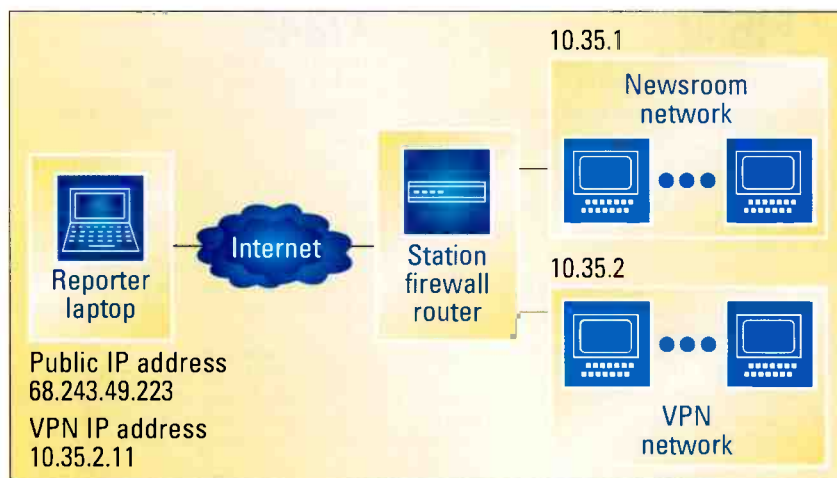
## Caveats

A few notes are in order. First, for those of you who are more advanced at networking, it is more efficient to use sub-netting rather than to use three completely separate networks. Also, DHCP would need to be configured to assign the correct group of IP addresses to the VPN clients so they can access the newsroom system.

Second, this is but one of many ways to configure access to newsroom systems. If your newsroom vendor uses some other secure access technology, this is perfectly fine. I selected the newsroom system as an example that would be familiar with many readers.

Finally, I will write about IP addressing schemes in next month's introduction to networking article, so you might want to reread this column once you have read January's column in order to understand how sub-netting might be a better way to go. **BE**

*Brad Gilmer is executive director of the AAF Association, executive director of the Video Services Forum and president of Gilmer & Associates.*



**Figure 2.** Once connected to the VPN, the laptop is assigned an IP address from the VPN address pool. All traffic across the Internet is encrypted.

a public IP address of 68.243.49.223 by the hotel's ISP. At this point, the reporter can access the Internet, run a Web browser and perform other functions, but the reporter cannot access the newsroom system. The firewall at the station prevents him or her from seeing the inside network on which the newsroom system is located.

When the reporter starts the VPN client and begins the VPN login process, several important steps occur. (Note: This is a simplified description.)

First, the VPN client verifies that the VPN-capable router is available at the station. Second, the VPN client asks the reporter to log in, preventing unauthorized access of the VPN if the laptop is stolen.

Third, the VPN client and router communicate, verifying the login data is correct and then applying any poli-

station and then through the station's firewall out to the Internet. This helps to protect the laptop from attack by applying the same security policies to the laptop as have been established for other computers within the station.

Second, the laptop has been assigned a new IP address within the station's VPN pool. In other words, the laptop now thinks it is attached to a network behind the station's firewall. In this example, the network address assigned to the laptop is 10.35.2.11.

As Figure 2 shows, the station has two separate networks. The newsroom network is 10.35.1, and the VPN network is 10.35.2. Computers connected to the networks are given addresses between 0 and 255. So the main newsroom computer's IP address might be 10.35.1.0. At this point, the laptop is connected to the VPN,



# Clear... Unclear...

RhinoPRO



## Don't Let Sloppy Handwriting Ruin Your Reputation.

**The Choice is Clear...** Of course, you want customers to regard you as a professional. But let's face it – labeling your work with pen and tape is not a good reflection of your work. That's why so many installers have found an easier way to label quickly, permanently and professionally, for under \$150. Their solution? RhinoPRO 5000. The affordable, portable label printer.

### Labeling at the Touch of a Button

Exclusive Hot Keys™ help let you label with one touch of a button:

- WRAP Hot Key – simply select by wire gauge size or cable type to create wraps at the touch of a button.
- PPNEL Hot Key – creates perfect patch panel labels for one port, 48 ports or a whole rack at the press of a button.
- FIXED Hot Key – creates fixed length labels for faceplates, jacks and a variety of work area applications.

### Labels that Last and Last

RhinoPRO combines thermal transfer technology and industrial strength adhesives for smear-proof labels that stick and stay stuck on smooth, highly textured and curved surfaces. RhinoPRO labels resist chemicals, solvents, water, heat and UV light.

### Sign Your Work with Pride

Use RhinoPRO 5000 to put the finishing touch on all your installations.

Available at Accu-Tech, CSC, MilesTek and Worthington



How do you sign  
**YOUR work?**

[www.dymo.com/industrial](http://www.dymo.com/industrial)

# Establishing an audio reference and timing system

BY JIM STARZYNSKI

Two of the most critical jobs a broadcaster needs to tackle when transitioning from analog to digital technology are understanding and establishing a reference and timing system for digital audio. This audio reference is necessary as a foundation for clean digital sound, whether for a simple system or a complete plant.

Delivering high-quality sound on a daily basis requires attention to details for both producing audio and timing it to the rest of the equipment in the video environment. Locking the proper reference to a stable source and establishing proper distribution of this signal will help eliminate the artifacts, which may materialize as pops, clicks or mutes, plaguing an improperly designed system. In addition, an engineer should become familiar with devices

Let's investigate the practices necessary for clean audio that require the attention of today's broadcast engineer. For our purposes here, the digital audio referred to is the pulse code modulation (PCM) type usually transported as dis-

However fascinating, the GPS element of this benchmark system is optional. The most important — and essential — practice for all installations is timing audio and video to a common, stable source.

**The most important — and essential — practice for all installations is timing audio and video to a common, stable source.**

crete AES3 audio pairs or embedded in a serial-digital audio-video bit stream.

### Start at the beginning: Time

Contemporary broadcast reference designs use the Global Positioning System (GPS) as the origin of plant timing. Familiar GPS navigation accuracy is based on acquisition of a precise timing signal established by the atomic clocks in the 24 active GPS satellites orbiting the earth. These signals remotely reference a quartz clock in all GPS receivers. With the satellite signal acquired, a land-based receiver can easily and inexpensively create a clock as accurate as the satellite's atomic one.

Not intended for navigation but for its timing accuracy, a GPS-capable signal pulse generator and master clock outputs several precise reference signals. These include color black, tri-level sync, digital audio

As described, a broadcast signal generator creates a color black video reference signal (in this example at GPS accuracy) and may also supply a synchronous, video standard, 48kHz DARS that is in time with the video reference. (More on DARS later.)

SMPTE 272M states "audio is clock synchronous with video when the sampling rate of the audio is such that the number of audio samples occurring within an integer number of video frames is itself a constant integer." For 29.97, it's 8008/5. This means that exactly 8008 samples of audio will fit in five synchronous frames of video at NTSC's 29.97 frame rate. (See Figure 1.) Once synchronized using DARS, the digital audio and video should stay properly timed and aligned.

Synchronous equipment relies on aligned audio and video frame boundaries for proper operation. When all of this works, switching and processing can occur with minimal audible artifacts.

### Clocking requirements

Whether it is the familiar color black video signal, DARS or the less used Word Clock, one of these signals will usually fulfill most clocking requirements. However, be prepared to provide one of these three signals as a slave to the primary reference you've

reference signal (DARS), longitudinal time code and even a 10MHz clock as a timing source for an external signal generator.

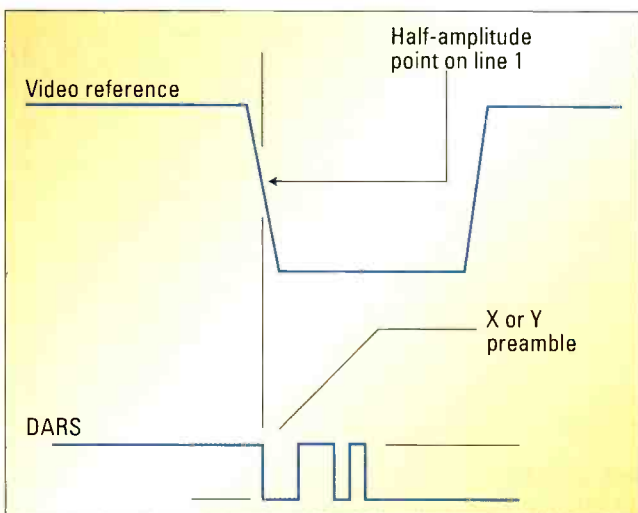


Figure 1. The X or Y preamble of DARS aligned to the half-amplitude point of the leading edge of the sync pulse of the TV signal. For NTSC's 29.97, this happens on the fourth line of every fifth frame. (AES11-2003)

that are available to maintain clean audio during switching and what to do when a source has no external reference capability.



# CALREC BROADCAST SYSTEMS


# SIGMA

## SYSTEM PLUS

### THE EVOLUTION OF BROADCAST AUDIO PRODUCTION

The System Plus platform represents a new milestone in facilities which are now available across the Alpha, Sigma and Zeta range.

Sigma System Plus offers broadcasters a wealth of upgraded specifications. A new programmable monitoring system provides greatly expanded monitoring options and new colour TFT metering enables user defined metering schemes to be individually memorised. Also new is the provision for SNMP reporting to an external network for sophisticated status reporting.



- Up to 64 channel/group faders
- Up to 120 equivalent mono channels
- Automatic redundancy or PSUs, DSP and control processors
- All cards and panels are hot-swappable
- Comprehensive colour TFT metering with full configurability
- Fully configurable monitoring with full-user profiles can monitor up to 112 different sources at any one time
- 8 stereo or mono audio groups
- 12 auxes, 24 IFB / multitrack outputs
- 4 main stereo or 5.1 surround outputs
- Simultaneous LCRS, stereo and mono outputs available from each 5.1 main output
- Console operates independently of PC
- Console and racks boot from power on in less than 20 seconds
- Full control system reset in less than 15 seconds with no loss of audio

COMPATIBLE WITH HYDRA NETWORKING

South and Mid West States:  
North East States and Canada:  
Western States:

Tel: (615) 871 0094  
Tel: (212) 586 7376  
Tel: (818) 841 3000

Email: ericj@redwoodweb.com  
Email: dsimon@studioconsultants.com  
Email: jschaller@audiospec.com

Contact: Calrec Audio Ltd, Nutclough Mill, Hebden Bridge, West Yorkshire, HX7 8EZ, UK  
Tel: 01144 1422 842159 Email: enquiries@calrec.com Web: www.calrec.com



Find out why the world's biggest  
broadcasters trust Calrec with  
their most crucial creative  
decisions at [www.calrec.com](http://www.calrec.com)

chosen. (An example is a digital audio mixing console using Word Clock that can't accept DARS or color black.)

• *Color black.* Color black (black and burst) is frequently used to reference TV audio equipment because of its

ate audio device.

• *Word Clock.* As mentioned in AES11-2003, Word Clock is a square wave at the sampling frequency basic rate. This signal is not standardized, may be looped and is commonly carried

thought out and implemented. Cable lengths should be observed so long distances don't induce timing errors. Reclocking DAs should be used when cable lengths mandate them.

Discrete digital audio is frequently transported on 75Ω coaxial cable. When embedding audio per SMPTE 259M and 272M for SD, and SMPTE 292M and 299M for HD, the audio is also distributed on coax. Sixteen channels can be multiplexed in a single stream on a single cable with video and data. However, the same timing rules apply whether the audio is distributed as discrete AES pairs or is embedded. Synchronization must be maintained for clean signal routing and processing.

## The same timing rules apply whether the audio is distributed as discrete AES pairs or is embedded.

common availability and established video clock accuracy in the broadcast plant.

• *DARS.* A DARS AES11-2003 signal is an AES3-formatted audio signal capable of being referenced, locked and distributed at the precise audio frame rate. It may contain only the preamble portion of the signal without active audio and, if so, is often referred to as AES silence or AES black. It is usually distributed on coax to the appropri-

on coaxial cable. Word Clock is infrequently used to reference broadcast and audio recording equipment; however, it is required frequently enough that it's important to understand how and when to use it.

### Careful distribution

Regardless of the type of timing signal required, the proper reference must be available and properly connected. A series of cable runs and DAs should be

### Using V-fade

Unfortunately, synchronizing the audio may not always be enough to ensure clean switches between sources. Even if the audio and video frames are



# CONVERT OUR WAY!

Real-time convert SD video to and from HD with exceptional image quality. Utilizing our Silicon Optix Realta chip (3 years/\$30 million in development invested), Mini opens a gateway of production applications previously not achievable due to cost factors.

STARTS AT  
**\$2,995**

- Production Trucks
- VTR Conversion and Monitoring
- SD Camera Production Upconversion
- HD Camera Monitoring
- DV to HD Production
- NLE Ingest/Playout Conversion
- Large Venue Projection

Teranex - U.S.A.  
7800 Southland Blvd, Suite 250  
Orlando, FL 32809  
Tel: 407-858-6000  
Fax: 407-858-6001  
www.teranex.com



# mini

Anywhere you need a high-quality low-cost format converter



DIMENSIONS: 1.52" H x 5" W x 8.5" D

### MINI SUPPORTS THE FOLLOWING

- |              |  |
|--------------|--|
| Mini-UPC-2 F | Up Converter - 2 Frame Delay                 |
| Mini-UPC-4 F | Up Converter - 4 Frame Delay                 |
| Mini-DNC-2 F | Down Converter - 2 Frame Delay               |
| Mini-DNC-4 F | Down Converter - 4 Frame Delay               |
| Mini-UDCS    | Up/Down/Cross Converter                      |
| Mini-UDCSN   | Up/Down/Cross Converter with Noise Reduction |

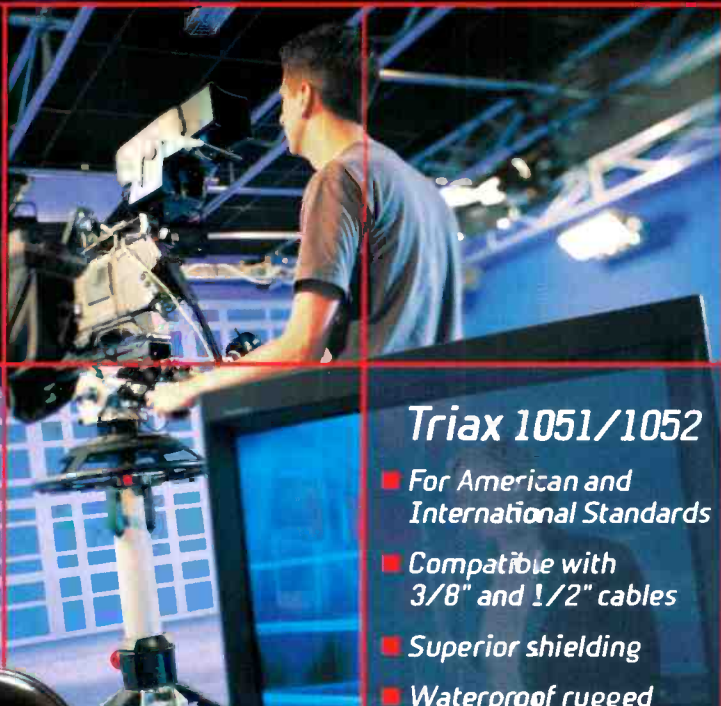
RACK MOUNTABLE • DESKTOP • CAMERA MOUNT



# fischer broadcast connectors



The 1053™ HDTV connector has received the editor's award for "TECHNOLOGY INSIGHT FOR THE BOTTOM LINE" at the 2005 NAB show



## Triax 1051/1052

- For American and International Standards
- Compatible with 3/8" and 1/2" cables
- Superior shielding
- Waterproof rugged design with corrosion resistant finish
- Ideal for multiplex signal transmission
- Precision self-locking connector for low contact resistance and long life

New



## HDTV 1053™

- No Epoxy - No Polish
- Truly field install-able
- Incorporates Corning® UniCam® Fiber-Optic technology
- Outstanding increase in connector simplicity and convenience
- Fast and easy cable termination
- Significant decrease in assembly labor costs



Fischer Connectors, Inc.

1735 Founders Parkway  
Alpharetta, GA 30004

Tel: 800.551.0121

Fax: 678.393.5401

mail@fischerconnectors.com

www.fischerconnectors.com

plus  
CORNING™

fischer™  
CONNECTORS



The new NBC Universal Studio 8H production control room in New York City's Fockefeller Center is equipped with the latest HD video and digital audio technology. These systems get their timing reference from redundant master signal pulse generators locked to GPS receivers that are fed from dual antennas atop NBC Headquarters. Photo by Jim Starzynski.

aligned and a switch happens exactly between audio samples, the transition may occur at extreme opposite polarities of each signal. Switching at this point may cause a sharp transient that yields an audible click in the sound.

One solution is to use a process

## Think of SRCs as the audio equivalent of a video standards converter or frame sync.

known as a V-fade. V-fade is a function of an audio router or switcher that fades down the old source and fades up the new one around the switch point. It reduces the chance for extremes in polarity and cures the problem.

### Sample rate conversion

Sometimes supplying a timing reference to all the digital audio gear installed in the video plant isn't possible.

Not every audio source component is designed to work in a video environment. For instance, CD players work at 44.1kHz and need to properly interface to the 48kHz audio gear used in most video facilities. When the numbers don't match up, the sample rate

conversion (SRC) solves the problem.

As the out of sync source is processed at the input of an SRC-capable mixer, DVTR or frame sync, the SRC realigns this incoming digital audio and times it to the reference of the receiving device. The formerly random source is now properly timed to the rest of the system.

SRCs in distribution gear can also clean up some artifacts left over from

the digital audio switching process. Think of SRCs as the audio equivalent of a video standards converter or frame sync.

### Implementing synchronization

Establishing plant reference, managing its distribution and applying the techniques necessary to solve specific problems are important procedures that need to be performed by the video engineer working in a digital audio world. The standards and practices explained here, along with the many other digital audio references that are available, are a good start to a working understanding of how clean digital sound is produced, distributed and maintained in a modern broadcast facility.

BE

*Jim Starzynski is principal engineer in advanced technology for NBC-Universal.*



# THE NEW WAY to DISPLAY.

# SONY



LMD-232W 23" widescreen monitors\*

## ChromaTru™ color matching technology comes to LCDs.

If you thought only CRTs could provide matched color, welcome to the new way to display. Sony's latest LUMA™ LCD monitors deliver actual SMPTE or EBU color. And our ChromaTru™ technology can match color across an entire wall of monitors at the touch of a button. Sony's two-piece design also gives you incredible mounting flexibility. Compared to CRTs, Sony's LUMA monitors are far smaller, lighter and more energy efficient, impervious to flicker, immune to magnetic fields and less vulnerable to ambient light. So they're the perfect choice to replace the industry benchmark, Sony's own PVM Series. When an LCD can finally match up with CRTs, it's a whole new way to display.

Receive up to \$500 cash back by mail on select LUMA monitor purchases through December 31, 2005! Visit [www.sony.com/LUMA](http://www.sony.com/LUMA) for details.



Two-piece multi-format units



Rack-mount units



One-piece SD units


## THE NEW WAY OF BUSINESS<sup>SM</sup>

WIRELESS NETWORKING | VIDEO OVER IP | AV/IT | 16 X 9 | MULTI-FORMAT HD | SNMP | DISC-BASED RECORDING | LCD MONITORING

© 2005 Sony Electronics Inc. All rights reserved. Features and specifications are subject to change without notice. Reproduction in whole or in part without written permission is prohibited. Sony, ChromaTru and LUMA are trademarks of Sony. The New Way of Business is a service mark of Sony. \*Viewable area measured diagonally.

**LUMA**  
Sony Professional LCD Monitor

SYSTEMS  
DESIGN  
SHOWCASE



# StarCity Recording Company

## BLASTS OFF

BY SUSAN ANDERSON

**W**hen audio professionals Jeff Glixman, Carl Cadden-James and Lily Salinas were looking for a location to launch StarCity Recording Company — their recording and post-production facility — they didn't have to look far. They opened their facility in an 18,000sq-ft studio previously occupied by Angel Mountain Productions, a studio where Glixman and Cadden-James had both done previous work.

When they heard about the studio's

availability, they were thrilled. After all, the facility was already complete, and they knew from experience that the sound it provided was out of this world.

The studio's location was another bonus. The trio wanted to provide a laid-back and creative environment where artists could thrive. They wanted to avoid the pressure, fast pace and high costs associated with big cities. Based in Bethlehem, PA, the facility achieves those goals. It's an hour's drive from New York City and Philadelphia, offer-

ing artists there an alternative for their high-res audio and video projects.


### Prepare for launch

Before opening its doors, however, there was work to be done. Angel Mountain Productions was more corporately driven and therefore had an institutional feel — not the vibe the trio was going for. To provide the transition from a clinical atmosphere to a creative one, they brought in Martin Pilchner, principal of Pilchner Schoustal

Above: Designed for audio and post-production work, Control Room B is equipped with a large-format Digidesign ProControl and a large selection of outboard gear. Inset photo: Live Room B provides an ideal space for sound effects using the facility's six Foley pits.



# Don't Even Think About It



- SD and HD test signals
- Tri-Level Sync
- Audio Option
- Redundant Power Option
- Modular Convenience

With the **5400 Sync Pulse Generator**, you can relax and forget about it. You just want a solid SPG that gives you all the outputs you need and runs forever. Avenue delivers.

The control system and alarms make it easy to integrate. You also get more than 30 test signals including special HD up/down conversion patterns.

And the price is right too.

**AVENUE**<sup>TM</sup>  
Signal  
Integration  
System

**ENSEMBLE**  
DESIGNS

Tel +1 530.478.1830 ▲ Fax +1 530.478.7832  
www.ensembledesigns.com ▲ info@ensemblecsigns.com  
PO Box 993 Grass Valley CA 95945 USA

**Infrastructure and Signal Processing Gear for Broadcast - That's All We Do.**





A Digidesign Control|24 console resides in the C Room, which is ideal for smaller productions. As with all of StarCity's rooms, surround monitoring is by Quedsted.

International. Pilchner spearheaded the design of Angel Mountain Productions, so he was familiar with the

facility. Changes include new paint schemes, carpeting and décor to create an artistic feel. Likewise, a new

client lounge is being added, as well as a mastering suite and a second entrance to the facility.



## Intelligent Master Control

World leader in scalable multi-channel playback



QMC scales from a single channel to over 60, with the flexibility to meet your needs using a unique selection of HD and SD channels, control panels and upstream routers

### NEW QMC-2

- HD or SD operation from a common hardware platform
- Handles dual stream Dolby E for 16 channel audio
- Dual logo stores and up to three external keyers

Toll Free: 888 638 8745

sales@quartzus.com

www.quartzus.com





Orchestrating the systems integration design and implementation is Cadden-James, a 5.1 specialist with experience in both mix and audio post-production.

### Mission control

The facility houses three control rooms, which contain Stewart automatic drop-down MicroPerf screens with projectors providing lock-to-picture images. In addition, all three suites are designed and built to accommodate 5.1 surround production. The spaces are tied together by a Studio Network Solutions storage network with 1.5TB of storage.

Measuring 25ft x 28ft, Control Room A is the largest of the control rooms. It houses an SSL XL 9000 K console with 72 channels; a Studer A827 Gold Edition 2in, 24-track analog tape recorder; five soffited Quedstedt 412s; and a range of vintage and modern outboard gear.

Adjacent to Control Room A is Live Room A, which measures 30ft x 39ft. Ideal for large ensemble recording and

## Technology at work

Amek

9098 ECs

9098 compressor

AMS Neve 33609J compressor

API pres EQs and compressors

Avid AV option for Pro Tools

Aviom cue system

Crane Song STC-8 compressor/limiter

Digidesign

Control|24 console

ProControl console

Pro Tools|HD3 systems in all tracking spaces

Dolby encoding/decoding and monitoring hardware

Empirical Labs distorssors

Focusrite SA 110 EQ

Lexicon

480 digital effects system

960 digital effects system

SSL XL 9000 K console

Stewart MicroPerf drop-down screens for lock to picture

Studer A827 recorder

Studio Network Solutions Fibre Channel SAN

TASCAM DV-RA1000 recorder

TC Electronic

TC 2290 dynamic digital delay

TC M6300 mastering processor

Thermion c Culture The Phoenix compressor

Tube Tech EQ 1A EQ

Universal Audio

2-610 preamp

LA-2A leveling amplifiers

1176 limiting amplifiers

# Your programs. On time. In any time zone. Under \$12K.



## Model 2470 Broadcast Time Delay



360 Systems' new Broadcast Time Delay lets you create delays from 20 seconds to more than 24 hours — enough for any time zone on earth. Now, get outstanding image quality, 4 channels of audio, and all VBI lines at far lower cost than video tape or a traditional server.

### Model 2470 Features


- Outstanding image quality
- MPEG-2 video, 4:2:2 Profile, 30 Mb I-frame
- Embedded audio, AES/EBU and +4 analog
- Composite and SDI video
- RAID-5 disk array, easy drive replacement
- Captures all VBI lines
- Includes frame synchronizer
- Frame-accurate long-term operation
- Operates with or without genlock
- Easy-to-set user interface, non-volatile settings

The new 2470 Broadcast Time Delay sets a new standard for technical excellence with the reliability you need for 24/365 operation. For more information, visit [www.360Systems.com](http://www.360Systems.com), or call us at (818) 991-0360 to discuss your requirements.

**360 Systems**  
BROADCAST

[www.360systems.com](http://www.360systems.com)  
Voice: (818) 991-0360  
Fax: (818) 991-1360

Copyright © 360 Systems 2005



**SYSTEMS  
DESIGN  
SHOWCASE**

StarCity's largest control room is Control Room A. It houses an SSL XL 9000 K, a Studer A827, and a broad collection of vintage and modern outboard gear. Inset photo: Live Room A can accommodate a 40-piece orchestra and is equipped with three isolation booths.

film scoring, the room can accommodate a 40-piece orchestra. It features a Yamaha C7, 22ft-high ceilings and three isolation booths.

Control Room B measures 17ft x 23ft and is designed as an audio post room for film and television work. A 32-fader Digidesign ProControl adorns the room. Other features include five soffit-mounted Quedsted 212s, Dolby encoding, and a large selection of outboard gear.

Like Control Room A, Control Room B has a studio proper — Live Room B. The 13ft x 35ft room lends itself for cutting bass, drums or any other instrument that artists desire. It is equipped with plasma monitors and six Foley pits, making the room ideal for sound effects and ADR.

At 16ft x 20ft, Control Room C is designed for smaller productions. It houses a Digidesign Control|24 console and two isolation booths, each measuring 9ft x 9ft. The room

also employs a Pro Tools|HD 3 with numerous plug-ins and five soffit-mounted Quedsted 212s.

In addition to the control rooms and live rooms, the facility boasts a 30ft x 40ft THX-specified mix theater. It contains 30 seats and was specifically built for 5.1 productions. StarCity's partners removed the existing film console and most likely will replace it with an AMS Neve DFC or Digidesign surface solution. The mix theater features a 6.1 Dolby Digital EX and an 11ft x 20ft projection screen, as well as a large video projector and facilities for two rock-and-roll 35mm projectors.

### Mission accomplished

Business at StarCity has been taking off since the facility unofficially opened its doors four months ago. Among its growing list of clients is Ace Entertainment, which has turned to the facility for recording and mix-

ing projects on the BET Jazz Channel's "Studio Jams" series. On the series, a diverse group of musicians perform together in Live Room A. Cadden-James then mixes the tracks on the XL 9000 K.

Cadden-James says that he and his partners have been so busy servicing their existing client base and revamping the facility that they haven't had time to actively solicit new business. Therefore, he's amazed at the amount of business seeking out StarCity. It must be in the stars. **BE**

*Susan Anderson is managing editor of Broadcast Engineering and Broadcast Engineering World magazines.*

### Design team


Martin Pilchner, Pilchner  
Schoustal International  
Carl Cadden-James, systems  
integration  
Denis DeCamillo, Q Cables



# VIDEOTEK<sup>®</sup> TVM Series

MULTI-FORMAT TEST INSTRUMENTS

► RAISING THE BAR FOR HD/SD TEST & MEASUREMENT




## Reaching New Heights in HD/SD Quality Assurance

In keeping with a tradition of technical innovation, Videotek's new TVM Series offers intelligent architecture that provides unparalleled performance and flexibility for video and audio signal analysis. These feature-rich High Definition and Standard Definition instruments provide waveform, vector, audio and picture all in one fully customizable display. Featuring back-lit controls, one-touch presets, an intuitive navigation system and a compact half-rack configuration, the new TVM-950HD, TVM-900 and TVM-850 are a perfect fit in any environment.

Visit Videotek today at [www.leitch.com/videotek](http://www.leitch.com/videotek) to learn more about our advanced, precision instruments.



[www.leitch.com](http://www.leitch.com)



PCN's studio set is lit with a combination of Videssence fluorescent lighting and halogen backlighting. Four Panasonic cameras are remotely operated from studio control.

SYSTEMS  
DESIGN  
SHOWCASE

# PCN

## DESIGNS NEW DIGITAL FACILITY

BY DEBRA KOHR SHEPPARD

**A**fter 10 years serving as the home of the state's public affairs network, Pennsylvania Cable Network's (PCN) original two-story building had long outlived its usefulness. As the staff grew and equipment needs

increased, the four analog production rooms had taken on multiple functions and had become crowded, making it difficult to produce and air the network's unedited live and taped coverage of Pennsylvania state government activities. An upgrade and im-

provement of on-air quality and appearance became a priority.

PCN decided to expand its headquarters in Camp Hill, PA, from 5500sq ft to more than 21,000sq ft. The task to design a new digital facility became an internal project.



# your news matters

**CNN DC**

**CNN HN Atlanta**

**CNN NY New York**

**CNN.net Atlanta**

**KHOU Houston**

**KNBC Los Angeles**

**KOMO Seattle**

**KPTV Beaverton**

**KPDX Beaverton**

**KQED San Francisco**

**KRON San Francisco**

**KTVT Fort Worth**

**KUTV Salt Lake City**

**KVEA Los Angeles**

**KVUE Austin**

**KWHY Los Angeles**

**Telemundo Network Miami**

**TUTV Puerto Rico**

**WCAX Burlington**

**WCPO Cincinnati**

**WFTV Orlando**

**WFXT Boston**

**WOFL Orlando**

**WTMJ Milwaukee**

*partial list - some stations have multiple Euphonix consoles*

“  
*Our 15 year old analog audio board was becoming problematic and short of inputs and IFBs. Max Air covered all our requirements, including additional channels, is all-digital, and opens up the possibility of incorporating surround elements into our local shows. It has made a big difference to our broadcasts.*

*Ernie Saldaña  
Assistant Chief Engineer, KVUE*



*Max Air at KVUE*

When it comes to the fast-paced environment of the news room you need an audio console that is reliable and easy to operate with enough features to handle the most demanding shows. Join the growing number of news rooms that have chosen either the Euphonix System 5 or Max Air and improve the quality of your audio while making life easier for the operator.

The System 5 and Max Air models can be tailored to exactly meet your current and future news requirements with a simple upgrade path and comprehensive features including surround, full integration with your facility router, automation connectivity to external GPUs, and a modular I/O system. Most importantly, the consoles are easy to learn and operate in a fast-paced on-air environment.

**Be Sure**  
**euphonix.com**

**Euphonix**

digital emotion

**Designing the new facility**

A schedule that included everything from hanging cable to installing equipment and training staff was planned to appropriately correspond with the construction timeline. The challenge was to remain flexible and alter the network's timeline to accommodate construction delays.

This venture required putting up with drilling and hammering for months while continuing to run a television network and handle normal tasks, such as equipment repairs and maintaining a quality air signal.

The new floor plan more than tripled the number of technical rooms. It was designed with efficiency in mind — improving workflow for the staff and room layout.

Due to the nature of the network's master control, that room was given critical attention. Two rooms were formed out of the old master control. The tape room became a spacious quality-control station, where the operations staff checks levels of incoming feeds and decks. With computers and decks now absent from the new master control, a significant reduction in equipment noise allows the operator better concentration.



Master control is a one-person operation and monitored by staff nearly around the clock. All taped and live coverage pass through master control prior to the Uplink. Operators use the Chyron Duet for PCN's intensive lower-third graphic supering. When necessary, the digital Yamaha audio board to the left of the operator allows for EQ and level control.

A curved console provides a more conducive work environment, and a comfortable producer's desk serves as another Chyron station.

**Design strategy**

Cost of equipment and satellite transmission was a significant factor in the decision to implement SD vs. HD. The plan was to design an SDI facility using Leitch and Grass Valley conversion gear to integrate the analog sources.

Using a combination of both digital and analog audio proved to be more cost-effective. For example, continuing to use the current studio microphones and purchasing the Wheatstone SP-

8 analog audio mixer kept the cost down, while still meeting all of studio control's needs. It was also decided that the network select discreet unbalanced digital audio. The flexibility of routing audio separately from video was important. The unbalanced audio was chosen because it could be integrated using the same coax and BNC connectors as the video. Color-coded cables were used to distinguish between the audio and video signals.

**The equipment at the core**

The demand for a mid-sized router that could switch audio, video and control signals was essential to the design. The Grass Valley Concerto

**Curious?** Please visit our website: [www.riedel.net](http://www.riedel.net)



**ARTIST**  
**THE ADVANCED COMMUNICATIONS PLATFORM\***

\*Decentralized master-less intercom architecture, matrix size 1,024 x 1,024, full summing, non-blocking, redundant dual ring fiber optic network, AES3 audio, intuitive configuration software

**PERFORMER**  
**FIRST DIGITAL BELTPACK\***



\*2-channel intercom operation on standard XLR cables, noise-free, digital audio quality, easy analog-style set-up incl. daisy-chaining. Successfully utilized at the 2004 Olympic Games and the 2005 Academy Awards.





# CHECK IT OUT



## HFO Camera Cable Checker

Compact and easy to use

Measures optic loss

Verifies electrical continuity

Features Canare HF connector design

Backlit LCD display for easy reading



Visit us on the web: [www.canare.com](http://www.canare.com)

Discover all our new Optic Products and more!

- Hybrid Fiber Optic Camera Connectors
- Palm-size Camera Cable Checker
- EO/OE Converters and CWDM
- New Mid-size Video Jacks
- Recessed A/V connectors

California: 531 5th Street, Unit A San Fernando, CA 91340  
Tel: 818.365.2446 • Fax: 818.365.0479

New York: 60 E. 42nd Street, Suite 2306 NY, NY 10165  
Tel: 212.682.9661 • Fax: 212.682.9480

**Affordable, compact, Simple and Smart Solutions**

# SYSTEMS DESIGN SHOWCASE

routing switcher was chosen for this purpose. The system consists of one frame configured for 64x64 serial digital routing and one frame configured for 32x32 digital audio, 32x32 analog audio and 32-port RS-422 data routing. The entire system, including remote panels, is configured and controlled using the

Grass Valley Encore control system.

Quality control is the most important function in operations. The staff adjusts levels of all sources, including satellite, microwave and fiber feeds. The challenge was to find a quick and easy way for operations to adjust these incoming analog sources within a digital platform. The solution was

Grass Valley's Newton control panel and its Kameleon modular conversion products. The Newton panel, designed to be part of the quality control station, can be configured to adjust any combination of audio and video characteristics that are available on the Kameleon cards.

As the network's studio productions became more complicated, the Grass Valley 110 production switcher was no longer adequate. The team researched several options and decided on the Grass Valley Zodiac for its versatility and features.

The switcher's flexibility offers many options in mapping buttons and saving multiple effects without tying up the mix effects banks. For example, when trying to accomplish an effect with multiple boxes, the Zodiac required one ME, while a competitor's switcher required the entire switcher.

This proved to be especially beneficial during the network's election night coverage. The continuous five-hour program was less stressful due to the switcher's ability to not only save an ME with the correct DVE but also recall the correct still. To accomplish this with a simple button push resulted in an efficient and seamless production.

The Zodiac's built-in machine controller has several options. Tapes can be cued and rolled using the touch screen panel or by programming the master E-MEM. This is useful because PCN often uses one clip tape with multiple segments. The network uses a more freeform style when it comes to its productions, and the switcher's quick reaction and versatility meets these needs.

## On-air appearance

To improve the on-air appearance and functionality in master control, two major upgrades were needed — an advanced CG system and a digital switcher. The network's master control switcher is used similar to many production switchers. Operators spend much of their time supering live and taped events and then transitioning

## STOP BUYING LIVE TRUCKS!

Instead, **LEASE** a NEW Gerling ENG or DSNG for \$0 down, and turn it in for a NEW one in 4 years!



**New, Turnkey Live Trucks for \$0 Down, and \$2,400 per Month**

Leasing a Gerling ENG or DSNG provides your station with HUGE advantages:

- No huge up-front cash expenditure
- Option to buy outright at end of term
- NEW VAN, NEW systems every 4 years
- Delivery in less than 100 days ARO
- No aging, unsafe vans = less liability
- Industry-leading Gerling Quality

The Gerling ENG FLEXlease; yet another innovation from the World Leader in Remote Television Vehicles, Gerling & Associates.

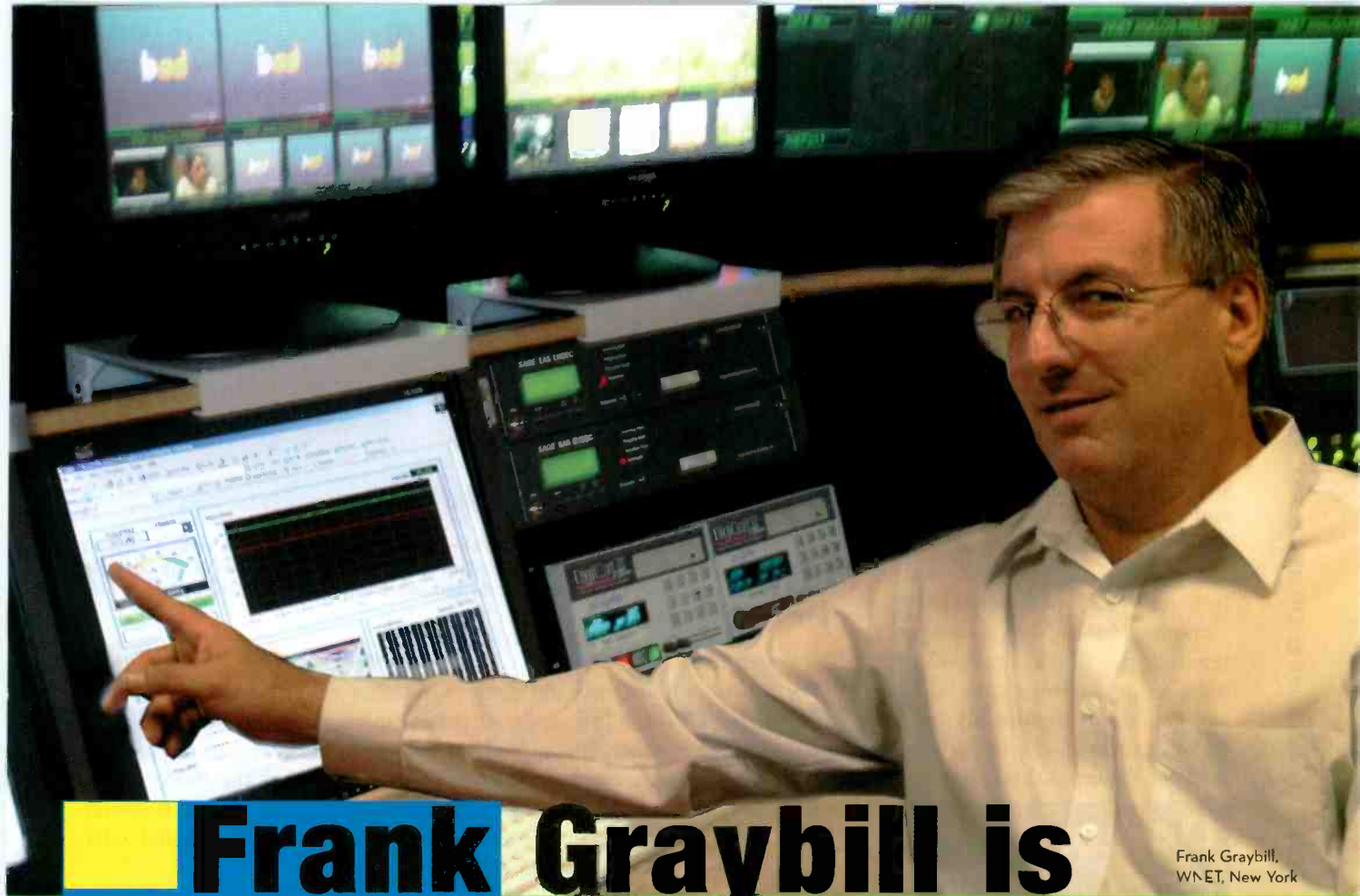


Call Chris DeVol at (740) 965-2888 or email [chrisd@gerlinggroup.com](mailto:chrisd@gerlinggroup.com)



Gerling & Associates, Inc.  
138 Stelzer Court  
Sunbury OH 43074  
[www.gerlinggroup.com](http://www.gerlinggroup.com)





Frank Graybill,  
WNET, New York

# Frank Graybill is

# Choosey...

*"We needed 8vsb Analyzers for both WNET DT New York and WLIW DT Plainview, NY. I made a list of parameters that we needed to analyze and priced equipment. I thought we'd have to spend \$30,000 or more, then we discovered the 8vsb Analyzer from Modulation Sciences for under \$10,000."*

## When WNET Needed 8vsb Analyzers, Frank Picked MSI

The **msi 4400** has many standard features the expensive boxes lack—like full remote control via the internet, alarm and trend logging, automatic email generation and tap weight comparison over time, and most importantly, a commitment of support for the lifetime of the unit.

### All the features we need come standard with the box.

- Eye Pattern & Constellation Displays
- 8 External Alarm Channels
- Signal Quality Metering
- SNR, MER, or EVM Reacout with 20 minute History
- Tap Weight Equalizer – Display, Zero, Freeze & Compare
- Trend & Alarm Data Logs – with Negative Time History
- Bit Error Rates – Raw, pre-RS, & post-RS
- E-mail notification of Alarms
- Fully Web Enabled for Remote Operation
- DVB/ASI and SMPTE 310M TS Outputs



The **msi 4400** delivers accurate real-time data from an antenna at our WNET studios in Manhattan, while at WLIW it takes its signal directly from the transmitter. Our engineers have full access and control of both units from their desks and through remote network connections.

# SYSTEMS DESIGN SHOWCASE

to various sources dedicated to switcher inputs. Graphics must be recalled quickly, and the switcher must be logical and intuitive.

The team chose the Chyron Duet LE character generator and the Grass Valley M-2100 master control switcher. The Duet's two channels are assigned to separate keyers on the M-2100: one channel/keyer for lower-third name and topic graphics and the other for crawls promoting upcoming programs using the animation and effects generator built into the Duet.

Another plus is that graphics can be typed in the Duet's "preview" without altering the two channels on the air. Graphics created in Adobe Photoshop can easily be imported into the Duet for lower-third templates or

## Design team

Cenyx  
High Construction  
Lerro Corporation  
PCN  
Debra Kohr Sheppard, VP of operations  
John Fox, chief engineer  
Mark Kendall, engineer  
Premier Productions  
RF Central  
Systems Wireless



In studio control, the director/TD operates the Grass Valley Zodiak with a Chyron Duet and Panasonic remote camera control unit on either side. Behind the console is the audio booth and a producer's station, which includes the call screener and teleprompter crew positions.

full-screen stills.

The network's four Duets and three PCs running Chyron's Lyric software are networked together. The multiple Duets can serve as a backup to each other or, if need be, one Duet's drive can be simultaneously accessed to super programs in four rooms while still maintaining each Duet's two-channel capabilities.

In addition to the M-2100's keying options, the audio/video breakaway is an important feature. Operators can use the audio follow video option or quickly breakaway from either signal to another source. This provides the flexibility needed in the network's master control.

## Monitoring


Another design consideration was how to monitor the various signals in master control and studio control. The team selected the Barco Hydra Compact and Overview DLP display system instead of traditional CRT monitors.

This multi-image display requires less maintenance and less power and produces less heat than racks of CRT monitors. The display system has more inputs than any of the other manufacturers that were evaluated. The system allows for greater flexibility in sources displayed. The monitor wall layout can be changed quickly with the use of GPIs.

# network

## MOT-BOX

- Mobile Optical Transport Enclosure
- 4 fiber hermaphroditic expanded beam connector
- Ruggedized "outdoor ready"
- Backplanes for all boards in flashlink series
- Houses 2RU flashlink frame
- Low weight



Network Electronics provides unparalleled reliability for mission critical events! Our routing and transport equipment is found at major sporting events across the globe, including the Olympics, Soccer Championships and World Cup Skiing Contests.

ROUTING • SIGNAL TRANSPORT • SIGNAL PROCESSING

Network Electronics US  
800-420-5909  
ussales@network-electronics.com  
www.network-electronics.com/us



### Making a connection

PCN did not have an extensive intercom system until the Drake PICO was purchased. It is a 32-port digital matrix in a 1RU frame configurable from either the front panel or computer interface through a serial port. To continue using some existing RTS equipment, the optional four-channel, two-wire interface was also purchased.

Any of the 32 ports can be configured for use as an intercom panel port, a four-wire telephone interface port or a two-wire audio I/O port. With this arrangement, multiple audio sources can easily be routed to the PICO and assigned to intercom or IFB channels. Multiple configurations or maps can be saved and the intercom setup switched based on the event being covered.

### Testing 1-2-3

Videotek's VSG-204D serial digital sync generator is used for producing



SDI/analog signals are monitored at the quality-control station in the tape room and adjusted using various TBCs. Sony DVCAM tape is the format used both in the field and in the technical rooms. DSR1800s and DSR1500s are used to play and record feeds and for VHS/DVD duplication purposes.

the reference and test signals needed throughout the facility. A second VSG-204D and a Videotek VSX-11D multiformat sync changeover unit were installed to create a fully redundant reference system. Up to 11 sources from the primary and backup

generators can be connected to the VSX-11D. When a loss of signal is detected on any of the primary inputs, a transfer to the backup occurs.

### Backup power

In order to satisfy both the distribution of power and a backup power plan, the network upgraded a 20 KVA

## Why Pay Extra for Service and Support?

- ◆ Ten-Year Warranty
- ◆ 24 Hour Service / Support Line
- ◆ Full Support of All Legacy Products



## Utah Scientific gives you all three at no charge.

When you are choosing a routing or master control system, remember to consider the cost of support.

Only Utah offers these first-class support services to all customers at no additional charge.

**US UTAH SCIENTIFIC**

New Directions in Digital Switching

[www.utahscientific.com](http://www.utahscientific.com)

# SYSTEMS DESIGN SHOWCASE

PCN DESIGNS NEW DIGITAL FACILITY

Leibert UPS to 30 KVA and purchased a new 50 KVA Liebert UPS. The smaller UPS and existing 60kW generator supply backup power to the uplink and such critical areas as master control. The larger UPS provides backup power for the remaining equipment. This UPS can supply power for up to 30 minutes at full load, allowing for a graceful change to alternative programming in the event of an extended power failure.

### Move-in day

The design team carefully scheduled the transition into the new building room by room. Studio control, one linear edit suite and graphics were the first rooms to be functional. The staff practiced in the new master control until the cutover day. The old master control was disassembled and equipment was reallocated into the new building. The



Three workstations provide areas for Leightronix automation, Leitch video server programming and a networked PC that serves several purposes — a Chyron typing location, VHS tape labeling and a Primera Bravo DVD duplicator, which serves as a backup to the two Rimage systems.

relocation was completed with ease.

PCN now offers a professional and inviting atmosphere for guests and the staff. The staff enjoys the spacious environment. The new digital equipment improved the on-air appearance. **BE**

*Debra Kohr Sheppard is vice president of operations for PCN in Camp Hill, PA.*

## Technology at work

- Barco
  - Overview mDG50-DL 50in DLP
  - Overview cDR67-DL 67in DLP
  - Hydra Compact
- BUF Technology VTC-4000
- Chyron Duet LE CGs
- Drake PICO digital matrix intercom
- Grass Valley
  - Concerto multiformat routing
  - Encore router control system
  - Kameleon KAM-AV A/D
  - M-2100 MC switcher
  - Newton modular control
  - Zodiak 2.5 M/E switcher
- Leader LV-5100D/LV-5100D
- Leightronix
  - Net-164 video system switcher
  - TCD/IP video system controller
- Leitch
  - DPS-475 TBCs/converters
  - Genesis amps/converters
  - Logomotion logo generator
  - VR-440 video server
- Panasonic pan/tilt robotic system
- PanoramaDTV video monitors
- Rimage 2000i and 1500
- S-A Power Vu Plus encoders
- Sony DVCAM VCRs
- Videotek
  - VSG-204D sync generator
  - VSX-11D sync changeover unit
- Videssence studio lighting
- Wheatstone SP-8 console
- Wohler AMP2-DA audio monitor
- Yamaha 01V digital mixing console


## Not your typical automation system...



It's the architecture.

All automation processing, machine control, and database management run on our own real-time embedded hardware platform. And for 100% on-line redundancy, simply add one more.

You just can't compare!



**MicroFirst**  
Automation that Works

201.651.9300 ■ www.microfirst.com



Winter

2006

PRODUCT GUIDE

Marshall Electronics

BROADCAST MULTIMEDIA DIVISION

NAB  
Booth # SU4355

# MegaPixel Resolution

Expanding Our New Line of

## TFT-MegaPixel™

High Definition Monitors



V-R72P-2HDSDI  
Price: \$2999.00

Marshall's 1.2 TFT-MegaPixel



Competitor's best resolution



Many of our new products feature TFT-Megapixel™ displays that provide greatly improved images compared to similar CRT and LCD products. This new product line features the highest pixel density available for 10.4-inch to 3.5-inch displays in one, two, three, and four screen configurations. Unlike many other LCD monitor manufacturers who simply package OEM open frame monitor sets, Marshall Electronics has developed these products with newly developed proprietary technology that delivers a totally digital image process onto each screen with greater than twice the resolution of our competition. Significant improvements have also been achieved in brightness, contrast ratio, and viewing angles. Configurations are available with HDSDI, SDI, DVI, Component HD/SD, and composite video inputs. All models feature screens calibrated to SMPTE/IBU standards for color gamut and color temperature.

1.44  
TFT-MegaPixel™

8.4"

800 x RGB x 600



Dual 8.4"



Stand Alone 8.4"

10.4"

800 x RGB x 600



Dual 10.4"



Stand Alone 10.4"

### Inputs

- VGA
- Composite 1, Composite 2
- SDI 1, SDI 2
- HDSDI/SDI
- YPrPb, DVI, XGA, S-Video, Composite
- SDI, YPrPb, DVI, XGA, S-Video, Composite
- HDSDI/SDI, YPrPb, DVI, XGA, S-Video, Composite

V-R82DP-VGA  
\$1799.00  
(January, 2006)

V-R84DP-VGA  
\$999.00  
(January, 2006)

V-R102DP-VGA  
\$1999.00  
(January, 2006)

V-R104DP-VGA  
\$1199.00  
(January, 2006)

V-R82DP-2C  
\$1999.00  
(in stock)

V-R84DP-2C  
\$1399.00  
(in stock)

V-R102DP-2C  
\$2499.00  
(in stock)

V-R104DP-2C  
\$1599.00  
(in stock)

V-R82DP-2SDI  
\$2999.00  
(January, 2006)

V-R84DP-2SDI  
\$1799.00  
(January, 2006)

V-R102DP-2SDI  
\$3399.00  
(January, 2006)

V-R104DP-2SDI  
\$1999.00  
(January, 2006)

V-R82DP-HDSDI  
\$3399.00  
(February, 2006)

V-R84DP-HDSDI  
\$2099.00  
(February, 2006)

V-R102DP-HDSDI  
\$3699.00  
(February, 2006)

V-R104DP-HDSDI  
\$2299.00  
(February, 2006)

V-R82DP-HDA  
\$3099.00  
(March, 2006)

V-R84DP-HDA  
\$1999.00  
(March, 2006)

V-R102DP-HDA  
\$3399.00  
(March, 2006)

V-R104DP-HDA  
\$2199.00  
(March, 2006)

V-R82DP-SD  
\$3699.00  
(March, 2006)

V-R84DP-SD  
\$2199.00  
(March, 2006)

V-R102DP-SD  
\$3999.00  
(March, 2006)

V-R104DP-SD  
\$2399.00  
(March, 2006)

V-R82DP-HD  
\$4299.00  
(April, 2006)

V-R84DP-HD  
\$2499.00  
(April, 2006)

V-R102DP-HD  
\$4599.00  
(April, 2006)

V-R104DP-HD  
\$2699.00  
(April, 2006)

NEW LINE

# LCD Racks Composite

V-R18P



V-R25P



V-R43P



V-R44P



V-R53P



V-R563P



V-R63P



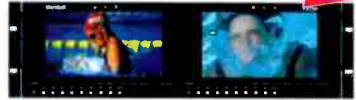
V-R682P



V-R72DP-2C



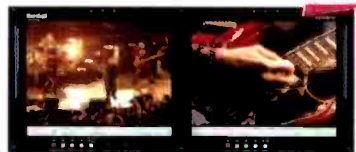
V-R72DP



V-R82DP-2C



V-R102DP-2C



V-R151P



Display	# of Displays	Rack Spaces (Rack Depth)	Resolution (Backlight in cd/m <sup>2</sup> luminance)	Inputs-Video per Display (Total)				Inputs-Audio			Tally	Features	Price	
				S-Video Composite	Component HD/SD	SDI	HDSDI/SDI	VGA	DVI	SDI Embedded				AES/EBU
V-R18P	8	1 D(11")	480 x 234 (250)	1 (8)									<ul style="list-style-type: none"> <li>ONLY tiltable rack mount on the market with 8 monitors in 1U space!</li> <li>High resolution LCD panels</li> <li>Active loop through</li> <li>NTSC/PAL auto recognition</li> </ul>	\$2299.00
V-R25P	10	3 D(2.65")	480 x 234 (250)	1 (10)									<ul style="list-style-type: none"> <li>ONLY rack mount on the market with 10 monitors in 3U space!</li> <li>High resolution LCD panels</li> <li>Active loop through</li> <li>NTSC/PAL auto recognition</li> <li>Blue screen when signal not present</li> </ul>	\$3299.00
V-R43P	3	2 D(1.9")	480 x 234 (300)	2 (6)									<ul style="list-style-type: none"> <li>Ultra compact - Only 2U high</li> <li>Active loop through</li> <li>NTSC/PAL auto recognition</li> <li>Low price</li> </ul>	\$1299.00
V-R44P	4	2 D(1.9")	480 x 234 (300)	1 (4)									<ul style="list-style-type: none"> <li>Ultra compact - Only 2U high</li> <li>Active loop through</li> <li>NTSC/PAL auto recognition</li> <li>Low price</li> </ul>	\$1699.00
V-R53P	3	3 D(2.5")	960 x 234 (350)	2 (6)			1 (3)						<ul style="list-style-type: none"> <li>High resolution LCD panels</li> <li>Each display has extra VGA input</li> <li>Built-in Color Bar Generator</li> <li>Active loop through</li> <li>NTSC/PAL auto recognition</li> </ul>	\$2249.00
V-R563P	3	3 D(2.5")	960 x 234 (350)	2 (6)									<ul style="list-style-type: none"> <li>High resolution LCD panels</li> <li>Built-in Color Bar Generator</li> <li>Blue screen when signal not present</li> </ul>	\$1799.00
V-R63P	3	3 D(2.5")	1200 x 234 (350)	2 (6)									<ul style="list-style-type: none"> <li>Wide Screen Hi Res panels with 16:9 to 4:3 ratio switch</li> <li>Blue screen when signal not present</li> <li>Input config stored in memory, when unit is off</li> <li>NTSC/PAL configuration switch</li> <li>Active loop through; Bar Generator</li> </ul>	\$3099.00
V-R682P	2	3 D(2.65")	1152 x 234 (300)	2 (4)									<ul style="list-style-type: none"> <li>High Resolution 6.8" LCD Panel</li> <li>Bright 300 cd/m<sup>2</sup> luminance</li> <li>NTSC/PAL auto recognition</li> <li>Active loop through feature</li> <li>Built-in Color Bar Generator</li> </ul>	\$1495.00
V-R72DP-2C	2	3 D(2.5")	800 x 480 x RGB (380)	2 (4)									<ul style="list-style-type: none"> <li>1.2 TFT-Megapixel 7-inch wide screen</li> <li>800 x RGB x 480 Dots with 1.2 million pixels</li> <li>100% digital processing</li> <li>Bright 380 cd/m<sup>2</sup> luminance</li> <li>400:1 ratio of contrast between black and white</li> <li>4:3 and 16:9 screen aspect ratios</li> <li>Built in Color Bars</li> </ul>	\$1999.00
V-R72DP	2	3 D(2.5")	800 x 480 x RGB (380)	2 (6)									<ul style="list-style-type: none"> <li>1.2 TFT-Megapixel 7-inch wide screen</li> <li>800 x RGB x 480 Dots with 1.2 million pixels</li> <li>100% digital processing</li> <li>Bright 380 cd/m<sup>2</sup> luminance</li> <li>400:1 ratio of contrast between black and white</li> <li>Any of the 6 inputs can be routed to each screen</li> <li>Each screen can sequence through all active inputs</li> </ul>	\$2995.00
V-R82DP-2C	2	4 D(1.5")	800 x 600 x RGB (500)	2 (4)									<ul style="list-style-type: none"> <li>1.44 million TFT-MegaPixel / 8.4 inch screens</li> <li>Hyper Process plus Match Color Conversion</li> <li>50,000 hour backlight half life</li> <li>500 (cd/m<sup>2</sup>) brightness modification</li> <li>Composite displayed as 10-bit digital</li> <li>On Screen Display (OSD) and Blue "Gun"</li> </ul>	\$1999.00
V-R102DP-2C	2	5 D(1.5")	800 x 600 x RGB (600)	2 (4)									<ul style="list-style-type: none"> <li>Large 10.4-inch screens / 1.44 TFT-MegaPixel</li> <li>More screen in less space than 9-inch CRT</li> <li>Hyper Process plus Match Color Conversion</li> <li>50,000 hour backlight half life</li> <li>Composite displayed as 10-bit digital</li> <li>On Screen Display (OSD) and Blue "Gun"</li> </ul>	\$2499.00
V-R151P	1	6 D(2.25")	1024 x 768 x RGB (250)	1 (1)			1				2		<ul style="list-style-type: none"> <li>Compact - only 6U for 15" LCD</li> <li>Hi Res LCD panel</li> <li>Built-in 125 channel cable ready TV tuner (NTSC only)</li> <li>Built-in speakers</li> <li>NTSC/PAL configuration switch</li> </ul>	\$2199.00




# LCD Racks

# SDI

V-R18P-SDI



V-R25P-SDI



V-R44P-SDI



V-R44DP-SDI

COMING SOON



V-R53P-SDI



V-R563P-SDI



V-R63P-SDI




V-R72P-2SDI

NEW



V-R82DP-2SDI

NEW



V-R82DP-SDI

NEW



V-R102DP-2SDI

COMING SOON



V-R102DP-SDI

COMING SOON



Display	# of Displays	Rack Spaces (Rack Depth)	Resolution (Backlight in cd/m <sup>2</sup> luminance)	Inputs-Video per Display (Total)						Inputs-Audio			Tally	Features	Price	
				S-Video	Composite	Component HD/SD	SDI	HDSDI/SDI	VGA	DVI	SDI Embedded	AES/EBU				Balanced XLR
	8	1 D(11")	480 x 234 (250)			1 (8)								N	<ul style="list-style-type: none"> <li>ONLY tiltable rack mount on the market with 8 SDI monitors in 1U space!</li> <li>High resolution LCD panels</li> <li>Active relocked loop through</li> <li>NTSC/PAL auto recognition</li> </ul>	\$3599.00
	10	3 D(2.65")	480 x 234 (250)			1 (10)								N	<ul style="list-style-type: none"> <li>ONLY rack mount on the market with 10 SDI monitors in 3U space!</li> <li>High resolution LCD panels</li> <li>Active relocked loop through</li> <li>NTSC/PAL auto recognition</li> </ul>	\$4599.00
	4	2 D(1.9")	480 x 234 x RGB (300)			1 (4)								Y	<ul style="list-style-type: none"> <li>High resolution LCD panels</li> <li>4 SDI inputs, each with loop through</li> <li>Blue screen when signal not present</li> <li>Each channel has Hi-Res SDI to Composite Video converter</li> <li>NTSC/PAL configuration switch</li> </ul>	\$2299.00
	4	2 D(1.9")	640 x 480 (250)	1 TFT MEGAPIXEL										Y	<ul style="list-style-type: none"> <li>Four 3.5-inch Advanced Definition 4:3 screens</li> <li>100% digital processing</li> <li>Widest quad screen viewing radius available - 130°</li> <li>Brightest quad screen available - 380(cd/m<sup>2</sup>)</li> <li>4:3, 16:9, and 4:3 of 16:9 DTV aspect ratios</li> <li>On Screen Display (OSD) and Blue "Gun"</li> </ul>	\$2999.00
	3	3 D(2.5")	960 x 234 (350)	1 (3)	1 (3)	1 (3)								Y	<ul style="list-style-type: none"> <li>High resolution LCD panels</li> <li>Active loop through for composite and SDI inputs</li> <li>Built-in Color bar generator</li> <li>Blue screen when signal not present</li> <li>Each SDI channel has Hi-Res 10-bit SDI to Composite Video converter</li> <li>NTSC/PAL auto recognition</li> </ul>	\$3399.00
	3	3 D(2.5")	960 x 234 (350)	1 (3)	1 (3)									Y	<ul style="list-style-type: none"> <li>High resolution LCD panels</li> <li>Built-in Color Bar Generator</li> <li>Each channel has Hi-Res 10-bit SDI to Composite Video converter</li> </ul>	\$2799.00
	3	3 D(2.5") wide	1200 x 234 (300)	1 (3)	1 (3)									Y	<ul style="list-style-type: none"> <li>Wide Screen Hi Res panels with 16:9 to 4:3 ratio switch</li> <li>Each ch. has 10-bit D/A converter</li> <li>Blue screen when signal not present</li> <li>Input config. stored in memory, when unit is off</li> <li>NTSC/PAL configuration switch</li> <li>Active loop through; Bar Generator</li> </ul>	\$3699.00
	2	3 D(2.5") wide	800 x 430 (380)	1 (2)	1 (2)	1 (2)	1 (2)							Y	<ul style="list-style-type: none"> <li>1.2 TFT-Megapixel 7-inch wide screen with 800 x 480 x RGB Dots</li> <li>100% digital processing</li> <li>Bright 380 cd/m<sup>2</sup> luminance</li> <li>400:1 ratio of contrast between black and white</li> <li>4:3 and 16:9 screen aspect ratios</li> <li>Standard multiformat inputs</li> <li>Built in Color Bars</li> </ul>	\$2899.00
	2	4 D(1.5")	800 x 600 x RGB (50C)					2 (4)						Y	<ul style="list-style-type: none"> <li>1.44 million TFT-MegaPixel / 8.4 inch screens</li> <li>100% digital processing</li> <li>Hyper Process plus Match Color Conversion</li> <li>50,000 hour backlight half life</li> <li>500 (cd/m<sup>2</sup>) brightness modification</li> <li>On Screen Display (OSD) and Blue "Gun"</li> </ul>	\$2999.00
	2	4 D(1.5")	800 x 500 x RGB (50)	1 (2)	1 (2)	1 (2)	1 (2)	1 (2)	1 (2)					Y	<ul style="list-style-type: none"> <li>1.44 million TFT-MegaPixel / 8.4 inch screens</li> <li>SDI plus all HD/SD analog signals</li> <li>Hyper Process plus Match Color Conversion</li> <li>50,000 hour backlight half life</li> <li>500 (cd/m<sup>2</sup>) brightness modification</li> <li>On Screen Display (OSD) and Blue "Gun"</li> </ul>	\$3699.00
	2	5 D(1.5")	800 x 600 x RGB (50C)					2 (4)						Y	<ul style="list-style-type: none"> <li>Large 10.4- inch screens / 1.44 TFT-MegaPixel</li> <li>100% digital processing</li> <li>Hyper Process plus Match Color Conversion</li> <li>50,000 hour backlight half life</li> <li>500 (cd/m<sup>2</sup>) brightness modification</li> <li>On Screen Display (OSD) and Blue "Gun"</li> </ul>	\$3399.00
	2	5 D(1.5")	800 x 600 x RGB (50C)	1 (2)	1 (2)	1 (2)	1 (2)	1 (2)	1 (2)					Y	<ul style="list-style-type: none"> <li>Large 10.4- inch screens / 1.44 TFT-MegaPixel</li> <li>SDI plus all HD/SD analog formats/frame rates</li> <li>Hyper Process plus Match Color Conversion</li> <li>50,000 hour backlight half life</li> <li>500 (cd/m<sup>2</sup>) brightness modification</li> <li>On Screen Display (OSD) and Blue "Gun"</li> </ul>	\$3999.00

## LCD Racks

# SDI

### V-R171P-SDI



### V-R191P-SDI



## LCD Racks

# High Definition

### V-R44P-HDSOI



### V-R653P-HDSOI



### V-R72P-2HDA




### V-R72P-2HDSOI




### V-R72P-2HD



### V-R72P-AFHD



### V-R82DP-HDA



### V-R82DP-HDSOI











Display	# of Displays	Rack Spaces (Rack Depth)	Resolution (Backlight in cd/m <sup>2</sup> luminance)	Inputs-Video per Display (Total)					Inputs-Audio			Tally	Features	Price	
				S-Video	Composite	Component HD/SD	SDI	VGA	DVI	SDI Embedded	AES/EBU				Balanced XLR
17" wide	1	6 D(2.5")	1280 x 768 x RGB (450)	1	1	1	1						Y	<ul style="list-style-type: none"> <li>High Resolution wide screen 1280 x 768 Dots with 2.95 million pixels</li> <li>CRT style viewing radius - 170° in any direction provides superior visibility</li> <li>Bright 450 cd/m<sup>2</sup> luminance produces enhanced image quality</li> <li>500:1 contrast ratio</li> <li>4:3 and 16:9 screen aspect ratios</li> <li>Built-in Color Bars</li> <li>Easy to see three color tally indicators</li> </ul>	\$3499.00
19"	1	8 D(2.5")	1280 x 1024 x RGB (300)	1	1	1	1						Y	<ul style="list-style-type: none"> <li>High Resolution LCD panel, 1280 x 1024 pixels, 1,310,720 total</li> <li>CRT style viewing radius - 170° in any direction provides superior visibility</li> <li>500:1 contrast ratio, 4:3 and 16:9 screen aspect ratios for DTV operations</li> <li>Standard multiformat inputs: composite, Y/C and SDI with active loop through, plus VGA/XVGA input with automatic scaling</li> <li>SDI input with standard 10-bit composite output is provided using 12-bit Digital to Analog processing</li> <li>Three color tally indicators</li> </ul>	\$3995.00
3.5"	4	2 D(1.5")	640 x 480 x RGB (250)				1 (4)						Y	<ul style="list-style-type: none"> <li>Four 3.5-inch Advanced Definition 4:3 screens</li> <li>Bright 300 cd/m<sup>2</sup> luminance</li> <li>350:1 ratio of contrast between black and white</li> <li>4:3 and 16:9 screen aspect ratios for DTV applications</li> <li>Works with all SMPTE/ITU SDI/HDSOI production formats and frame rates</li> </ul>	\$3999.00
6.5" wide	3	3 D(2.5")	800 x 480 x RGB (500)				1 (3)						Y	<ul style="list-style-type: none"> <li>3 High Resolution 6.5-inch 1.2 TFT-MegaPixel wide screens</li> <li>100% digital processing</li> <li>Bright 300 cd/m<sup>2</sup> luminance</li> <li>500:1 ratio of contrast between black and white</li> <li>4:3 and 16:9 screen aspect ratios</li> <li>Works with all SMPTE/ITU SDI/HDSOI production formats and frame rates</li> </ul>	\$3999.00
7" wide	2	3 D(2.5")	800 x 480 x RGB (380)	1 (2)	1 (2)	1 (2)			1 (2)				Y	<ul style="list-style-type: none"> <li>2 High Resolution 7-inch 1.2 TFT-MegaPixel wide screens</li> <li>Analog Signals converted to 10 bit digital</li> <li>Bright 380 cd/m<sup>2</sup> luminance</li> <li>400:1 ratio of contrast between black and white</li> <li>4:3 and 16:9 screen aspect ratios</li> <li>Works with all SMPTE/ITU SDI/HDSOI production formats and frame rates</li> </ul>	\$2899.00
7" wide	2	3 D(1.5")	800 x 480 x RGB (380)				1 (2)						Y	<ul style="list-style-type: none"> <li>2 High Resolution 7-inch 1.2 TFT-MegaPixel wide screens</li> <li>100% digital processing</li> <li>Bright 380 cd/m<sup>2</sup> luminance</li> <li>400:1 ratio of contrast between black and white</li> <li>4:3 and 16:9 screen aspect ratios</li> <li>Works with all SMPTE/ITU SDI/HDSOI production formats and frame rates</li> </ul>	\$2999.00
7" wide	2	3 D(2.5")	800 x 480 x RGB (380)	1 (2)	1 (2)	1 (2)	1 (2)						Y	<ul style="list-style-type: none"> <li>2 High Resolution 7-inch 1.2 TFT-MegaPixel wide screens</li> <li>100% digital processing</li> <li>Bright 380 cd/m<sup>2</sup> luminance</li> <li>400:1 ratio of contrast between black and white</li> <li>4:3 and 16:9 screen aspect ratios</li> <li>Works with all production formats and frame rates</li> </ul>	\$3999.00
7" wide	2	3 D(2.5")	800 x 480 x RGB (380)	1 (2)	1 (2)		1 (2)						Y	<ul style="list-style-type: none"> <li>2 High Resolution 7-inch 1.2 TFT-MegaPixel wide screens</li> <li>100% digital processing</li> <li>Bright 380 cd/m<sup>2</sup> luminance</li> <li>400:1 ratio of contrast between black and white</li> <li>4:3 and 16:9 screen aspect ratios</li> <li>Works with all production formats and frame rates</li> </ul>	\$4499.00
8.4"	2	4 D(1.65")	800 x 600 x RGB (500)	1 (2)	1 (2)	1 (2)			1 (2)	1 (2)			Y	<ul style="list-style-type: none"> <li>1.44 million TFT-MegaPixel / 8.4 inch screens</li> <li>Accepts all analog HD/SD formats/frame rates</li> <li>Hyper Process plus Match Color Conversion</li> <li>50,000 hour backlight half life</li> <li>500 (cd/m<sup>2</sup>) brightness modification</li> <li>On Screen Display (OSD) and Blue "Gun"</li> </ul>	\$3099.00
8.4"	2	4 D(1.65")	800 x 600 x RGB (500)				1 (2)						Y	<ul style="list-style-type: none"> <li>1.44 million TFT-MegaPixel / 8.4 inch screens</li> <li>100% digital processing of HDSOI/SDI</li> <li>Hyper Process plus Match Color Conversion</li> <li>50,000 hour backlight half life</li> <li>500 (cd/m<sup>2</sup>) brightness modification</li> <li>On Screen Display (OSD) and Blue "Gun"</li> </ul>	\$3399.00



# LCD Racks

# High Definition

Display	# of Displays	Rack Spaces (Rack Depth)	Resolution (backlight in cd/m <sup>2</sup> luminance)	Inputs-Video per Display (Total)						Inputs-Audio			Tally	Features	Price
				S-Video	Composite	Component HD/SD	SDI	HD/SD/SDI	VGA	DVI	SDI Embedded	AES/EBU			
<b>V-R82DP-HD</b> 	COMING SOON	8.4"	2	4	800 x 600 D(1.5")	1 (2)	1 (2)	1 (2)	1 (2)	1 (2)	1 (2)	Y	<ul style="list-style-type: none"> <li>1.44 million TFT-MegaPixel / 8.4 inch screens</li> <li>Accepts all HD/SD formats/frame rates</li> <li>Hyper Process plus Match Color Conversion</li> <li>50,000 hour backlight half life</li> <li>500 (cd/m<sup>2</sup>) brightness modification</li> <li>On Screen Display (OSD) and Blue "Gun"</li> </ul>	\$4299.00	
<b>V-R842P-AFHD</b> 	NEW	8.4"	2	4	1024 x 768 D(2.16")	1 (2)	1 (2)	1 (2)	1 (2)	1 (2)	1 (2)	Y	<ul style="list-style-type: none"> <li>High Definition Resolution 8.4-inch 2.4 TFT-MegaPixel screen</li> <li>Analog Signals converted to 10 bit digital</li> <li>Bright 400 cd/m<sup>2</sup> luminance</li> <li>400:1 ratio of contrast between black and white</li> <li>Build-in Color Bar Generator</li> <li>Standard Multiformat Inputs</li> <li>Blue Gun for color adjustment</li> <li>Zoom function</li> <li>Build-in Color Bars</li> <li>6 Frame Marker Overlays with Center Mark</li> </ul>	\$5999.00	
<b>V-R102DP-HDA</b> 	COMING SOON	10.4"	2	5	800 x 600 D(1.5")	1 (2)	1 (2)	1 (2)	1 (2)	1 (2)	1 (2)	Y	<ul style="list-style-type: none"> <li>Large 10.4- inch screens /1.44 TFT-MegaPixel</li> <li>Accepts all analog HD/SD formats/frame rates</li> <li>Hyper Process plus Match Color Conversion</li> <li>50,000 hour backlight half life</li> <li>500 (cd/m<sup>2</sup>) brightness modification</li> <li>On Screen Display (OSD) and Blue "Gun"</li> </ul>	\$3399.00	
<b>V-R102DP-HDSDI</b> 	COMING SOON	10.4"	2	5	800 x 600 D(1.5")	1 (2)	1 (2)	1 (2)	1 (2)	1 (2)	1 (2)	Y	<ul style="list-style-type: none"> <li>Large 10.4- inch screens /1.44 TFT-MegaPixel</li> <li>100% digital processing of HDS/SDI</li> <li>Hyper Process plus Match Color Conversion</li> <li>50,000 hour backlight half life</li> <li>500 (cd/m<sup>2</sup>) brightness modification</li> <li>On Screen Display (OSD) and Blue "Gun"</li> </ul>	\$3699.00	
<b>V-R102DP-HD</b> 	COMING SOON	10.4"	2	5	800 x 600 D(1.5")	1 (2)	1 (2)	1 (2)	1 (2)	1 (2)	1 (2)	Y	<ul style="list-style-type: none"> <li>Large 10.4- inch screens /1.44 TFT-MegaPixel</li> <li>Accepts all HD/SD formats/frame rates</li> <li>Hyper Process plus Match Color Conversion</li> <li>50,000 hour backlight half life</li> <li>500 (cd/m<sup>2</sup>) brightness modification</li> <li>On Screen Display (OSD) and Blue "Gun"</li> </ul>	\$4599.00	
<b>V-R171P-HDA</b> 	NEW	17"	1	7	1280 x 1024 D(3")	1 (2)	1 (2)	1 (2)	1 (2)	1 (2)	1 (2)	Y	<ul style="list-style-type: none"> <li>SXGA 1280 x 1024 pixels, 16.7 million colors</li> <li>Compact - fits in EIA standard rack 8U high</li> <li>VESA 75 mount for wall, Ceiling or desk top</li> <li>170° CRT style viewing angles</li> <li>V-Mount battery adapter</li> <li>Composite/Component/DVI/VGA inputs</li> </ul>	\$2995.00	
<b>V-R171P-HD</b> 		17" wide	1	6	1280 x 768 D(2.5")	1 (2)	1 (2)	1 (2)	1 (2)	1 (2)	1 (2)	Y	<ul style="list-style-type: none"> <li>Rack mount and Desktop configurations</li> <li>High Resolution wide screen 1280 x 768 Dots</li> <li>Bright 450 cd/m<sup>2</sup> luminance</li> <li>CRT style viewing radius - 170° in any direction</li> <li>500:1 contrast ratio</li> <li>Pixel response less than 23 ms</li> <li>16:9 and 4:3 screen aspect ratios</li> <li>Build-in Color Bar Generator</li> <li>6 Frame Marker Overlays with Center Mark</li> </ul>	\$4399.00	
<b>V-R231P-AFHD</b> 	COMING SOON	23" wide	1	6	1920 x 1200 D(2.5")	1 (2)	1 (2)	1 (2)	1 (2)	1 (2)	1 (2)	Y	<ul style="list-style-type: none"> <li>Totally Digital WUGA 6.9 Megapixel 1920 x 1200 display</li> <li>Native HD/SD screen formats (640, 720, 1080 vertical lines) in TFT Pixel-to-Pixel™ mode</li> <li>CRT style viewing radius - 176° in any direction</li> <li>Bright 250 cd/m<sup>2</sup> luminance</li> <li>CRT style viewing radius - 170° in any direction</li> <li>500:1 contrast ratio</li> <li>16:9 and 4:3 screen aspect ratios</li> <li>All analog signals internally converted to 24 bit component digital with 5 line adaptive filter</li> <li>6 Frame Marker Overlays with Center Mark</li> </ul>	\$5999.00	

# LCD Racks

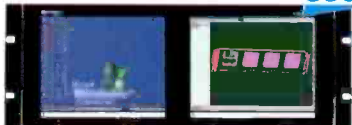
## DVI/VGA

V-R44P-DVI



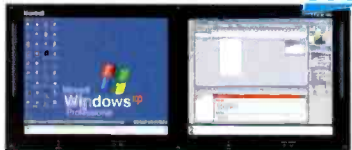
COMING SOON

V-R82DP-VGA



COMING SOON

V-R102DP-VGA



COMING SOON

Display	# of Displays	Rack Spaces (Rack Depth)	Resolution (Backlight in cd/m <sup>2</sup> luminance)	Inputs-Video per Display (Total)					Inputs-Audio			Tally	Features	Price		
				S-Video	Composite	Component HD/SD	SDI	HDSDI/SDI	VGA	DVI	SDI Embedded				AES/EBU	Balanced XLR
4"	4	2	840 x 480 D(1.9") x RGB (300)											Y	<ul style="list-style-type: none"> <li>Four 3.5-inch Advanced Definition 4:3 screens</li> <li>100% digital processing of DVI/VGA signals</li> <li>Widest quad screen viewing radius available - 130°</li> <li>Brightest quad screen available - 380(cd/m<sup>2</sup>)</li> <li>4:3, 16:9, and 4:3 of 16:9 DTV aspect ratios</li> <li>On Screen Display (OSD) and Blue "Gun"</li> </ul>	\$3599.00
8.4"	2	5	800 x 600 D(1.5") x RGB (500)						1	1				Y	<ul style="list-style-type: none"> <li>For PC signals up to SXGA resolution (1280x1040)</li> <li>1.44 million TFT-MegaPixel / 8.4 inch screens</li> <li>Hyper Process plus Match Color Conversion</li> <li>50,000 hour backlight half life</li> <li>500 (cd/m<sup>2</sup>) brightness modification</li> <li>On Screen Display (OSD) and Blue "Gun"</li> </ul>	\$1799.00
10.4"	2	5	800 x 600 D(1.5") x RGB (600)						1	1				Y	<ul style="list-style-type: none"> <li>For PC signals up to SXGA resolution (1280x1040)</li> <li>Large 10.4 inch High Res screens</li> <li>Hyper Process plus Match Color Conversion</li> <li>50,000 hour backlight half life</li> <li>600 (cd/m<sup>2</sup>) brightness modification</li> <li>On Screen Display (OSD) and Blue "Gun"</li> </ul>	\$1999.00

# LCD Racks

## Quads

V-R151P-4



V-R154P



V-RD151-4



V-R171P-4



15.1"	1	6	1024 x 768 D(2.25") (250)	1	4			1						N	<ul style="list-style-type: none"> <li>Compact - only 6U for 15" LCD</li> <li>Hi Res LCD panel</li> <li>Built-in Quad Splitter with on screen display</li> <li>Freeze-zoom function and PIP capability</li> <li>Available in NTSC or PAL config. (V-R151P-4-PAL)</li> </ul>	\$2699.00
15.1"	1	8	1024 x 768 D(3.33") x RGB (250)	1	4			1			8			Y	<ul style="list-style-type: none"> <li>Hi Resolution LCD panel</li> <li>Built-in 125 channel cable ready TV tuner (NTSC only)</li> <li>Built-in speakers</li> <li>Built-in Quad Splitter with on screen display</li> <li>Freeze-zoom function and PIP capability</li> <li>Built-in audio bar graph display</li> <li>Headphone output</li> <li>Available in NTSC or PAL config. (V-R154P-PAL)</li> </ul>	\$4995.00
15.1"	1	1	1024 x 768 D(22") x RGB (250)	1	4			1				2		N	<ul style="list-style-type: none"> <li>High Resolution 1024 x 768 pixels, 786,432 total</li> <li>Bright 250 cd/m<sup>2</sup> luminance</li> <li>4 Video inputs with 75Ω termination and active loop through feature</li> <li>Ultra-compact design fits in EIA standard rack 1U high</li> <li>Built-in Quad Splitter/Sequential Switcher</li> <li>Available in NTSC or PAL format</li> <li>Key lock for secure transportation</li> </ul>	\$2699.00
17"	1	8	1280 x 1024 D(2.5") x RGB (250)	1	4			1						N	<ul style="list-style-type: none"> <li>High Resolution 17" LCD monitor</li> <li>Best viewing angle in the Industry - 170° in <u>any</u> direction</li> <li>Menu driven 4:3 or 16:9 ratio switch</li> <li>Built-in Quad Splitter with on-screen display</li> <li>Freeze-zoom function and PIP capability</li> <li>With optional HDSDI to VGA converter can accept 1080i or 720p</li> <li>Only 2.5" deep</li> <li>Available in NTSC or PAL config. (V-R171P-4-PAL)</li> </ul>	\$3699.00



LCD Racks

# Audio + Video

V-R81PA



V-R71PA-SDI



Display	# of Displays	Rack Spaces (Rack Depth)	Resolution (Backlight in cd/m <sup>2</sup> luminance)	Inputs-Video per Display (Total)					Inputs-Audio			Tally	Features	Price			
				S-Video	Composite	Component HD/SD	SDI	HDS/SDI	VGA	DVI	SDI Embedded				AES/EBU	Balanced XLR	Unbalanced RCA
7.9"	1	4 D(2.65")	1400 x 234 (350)	1	2							4	Y	<ul style="list-style-type: none"> <li>Built-in speakers / Headphone output</li> <li>Ability to choose any audio input to any speaker independently</li> <li>NTSC/PAL auto recognition</li> <li>4 channel bar graph display</li> <li>Low cost</li> </ul>	\$1999.00		
7" wide	1	3 D(2.65")	1440 x 234 (400)	1	1	1						4	2	4	N	<ul style="list-style-type: none"> <li>Wide Screen Hi Res panel with 16:9 to 4:3 ratio switch</li> <li>Accepts all types of audio/video inputs</li> <li>4 channel high res bar graph display</li> <li>NTSC/PAL auto detection</li> <li>Active loop through; Bar Generator</li> <li>Revolutionary Class D digital audio amplifier offers 5W per channel</li> </ul>	\$3299.00

LCD Racks

# Pull-Out Drawers

V-RD151-4



V-RD151P



Display	# of Displays	Rack Spaces (Rack Depth)	Resolution (Backlight in cd/m <sup>2</sup> luminance)	Inputs-Video per Display (Total)					Inputs-Audio			Tally	Features	Price	
				S-Video	Composite	Component HD/SD	SDI	HDS/SDI	VGA	DVI	SDI Embedded				AES/EBU
15.1"	1	1 D(22")	1024 x 768 x RGB (250)	1	4		1					2	N	<ul style="list-style-type: none"> <li>High Resolution 1024 x 768 pixels, 786,432 total</li> <li>Bright 250 cd/m<sup>2</sup> luminance</li> <li>4 Video Inputs with 75Ω termination and active loop through feature</li> <li>Ultra-compact design fits in EIA standard rack 1U high</li> <li>Built-in Quad Splitter/Sequential Switcher</li> <li>Available in NTSC or PAL format</li> <li>Key lock for secure transportation</li> </ul>	\$2699.00
15.1"	1	1 D(22")	1024 x 768 x RGB (250)	1	1		1					2	N	<ul style="list-style-type: none"> <li>High Resolution 1024 x 768 pixels, 786,432 total</li> <li>Bright 250 cd/m<sup>2</sup> luminance</li> <li>Video and S-Video inputs with 75Ω termination and active loop through feature</li> <li>Ultra-compact design fits in EIA standard rack 1U high</li> <li>Built-in Speakers</li> <li>NTSC/PAL recognition</li> <li>Key lock for secure transportation</li> </ul>	\$2199.00

## Monitors VGA

V-RB4DP-VGA **COMING SOON**











V-R104DP-VGA **COMING SOON**







Display	Resolution (Backlight in cd/m <sup>2</sup> luminance)	Inputs					Dimensions	Tally	Features	Price
		S-Video	Composite	Component HD/SD	SDI	HDS/SDI				
8.4"	800 x 600 x RGB (500) <b>1.44 TFT MEGAPIXEL</b>				1	1	3.62" x 3.32" x 0.95"	W	<ul style="list-style-type: none"> <li>Easy to View 8.4-inch screen</li> <li>800x600 Dots (1.44 million RGB pixels)</li> <li>100% digital processing</li> <li>5 Year /50,000 backlight life</li> <li>10 bit Analog to Digital conversion</li> <li>Wide viewing angle - 130°</li> <li>500 (cd/m<sup>2</sup>) luminance</li> <li>500:1 contrast ratio</li> <li>Response rates less than 25 ms</li> <li>4:3 and 16:9 screen aspect ratios</li> <li>Direct access for all adjustments</li> <li>Durable metal enclosure</li> <li>Configurable ¼ 20 Mounting</li> <li>Operates on 12 VDC</li> </ul>	\$999.00
10.4"	800 x 600 x RGB (600) <b>1.44 TFT MEGAPIXEL</b>				1	1	3.62" x 3.32" x 0.95"	N	<ul style="list-style-type: none"> <li>Large 10.4-inch screen</li> <li>800x600 Dots (1.44 million RGB pixels)</li> <li>100% digital processing</li> <li>5 Year /50,000 backlight life</li> <li>10 bit Analog to Digital conversion</li> <li>Wide viewing angle - 130°</li> <li>600 (cd/m<sup>2</sup>) luminance</li> <li>500:1 contrast ratio</li> <li>Response rates less than 25 ms</li> <li>Direct access for all adjustments</li> <li>Durable metal enclosure</li> <li>Configurable ¼ 20 Mounting</li> <li>Operates on 12 VDC</li> </ul>	\$1199.00

# Monitors Composite



Display	Resolution (Backlight in cd/m <sup>2</sup> luminance)	Inputs					Dimensions	Tally	Features	Price	
		S-Video	Composite	Component HD/SD	SDI	HDS/SDI					VGA
<b>V-LCD3.5-PRO</b>  <b>NEW</b>	480 x 234 (250)		1					3.62" x 3.32" x 0.95"	N	<ul style="list-style-type: none"> <li>High resolution LCD Panel</li> <li>Bright 250 cd/m<sup>2</sup> luminance</li> <li>NTSC only</li> <li>Miniature and lightweight package</li> <li>Optional stand</li> <li>Optional Power Supply (V-PS12-500)</li> <li>Weighs only 0.32 lbs</li> </ul>	\$399.00
<b>V-LCD4-PA</b> 	480 x 234 (210)		1					5" x 4.5" x 2.5"	N	<ul style="list-style-type: none"> <li>Plastic cabinet with 1/4" mount</li> <li>Sound and brightness control</li> <li>Built-in speaker and removable stand</li> <li>Power supply and RCA to BNC adapter are included</li> <li>Available in NTSC or PAL format</li> <li>Weighs only 1.12 lbs</li> </ul>	\$299.00
<b>V-LCD4-PRO-L</b> 	480 x 234 (250)		2					5.51" x 3.62" x 1.81"	N	<ul style="list-style-type: none"> <li>Heavy Duty compact metal cabinet with brushed aluminum finish has 1/4" mount for ease of installation</li> <li>Switchable dual video BNC inputs</li> <li>Color, tint, contrast and brightness control</li> <li>Wide viewing angle</li> <li>Active loop through feature</li> <li>Weighs only 0.92 lbs</li> </ul>	\$399.00
<b>V-LCD4-PRO-L-KIT</b> 	480 x 234 (250)		2					5.51" x 3.62" x 1.81"	N	<p><b>Kit includes:</b></p> <ul style="list-style-type: none"> <li>V-LCD4-PRO-L</li> <li>Weather Proof Caring Case</li> <li>High Capacity Battery</li> <li>Charger</li> <li>Can run up to 1 hour and 20 min on the battery</li> </ul>	\$474.00
<b>V-LCD5.6-PRO</b> 	960 x 234 (250)		1					6.4" x 5.3" x 2.0"	N	<ul style="list-style-type: none"> <li>Plastic cabinet with 1/4" mount</li> <li>Side mounted volume, color, contrast and brightness controls</li> <li>Power supply and adapter cables included</li> <li>Built-in speaker</li> <li>Measures 6.4"W x 5.3"H x 2.0"D</li> <li>Weighs only 1.14 lbs</li> </ul>	\$399.00
<b>V-LCD5.6-PRO-KIT</b> 	960 x 234 (250)		1					6.4" x 5.3" x 2.0"	N	<p><b>Kit includes:</b></p> <ul style="list-style-type: none"> <li>LCD5.6-PRO</li> <li>Padded Caring Case</li> <li>High Capacity Battery</li> <li>Charger</li> <li>Cables</li> <li>Can run up to 1 hour and 45 min on the battery</li> </ul>	\$429.00
<b>V-ASL7000</b> <b>NEW</b> 	1440 x 234 (200)		2					7.375" x 4.625" x 1.0"	N	<ul style="list-style-type: none"> <li>NTSC VHF/UHF/CATV (cable ready) 125 channel tuner built-in</li> <li>2 Composite NTSC plus 2 Mono Audio inputs</li> <li>Composite NTSC output</li> <li>Built-in FM Transmitter 87.5 to 89.5 MHz</li> <li>Will work from 10V to 16V DC</li> <li>Weight only 1.75 lbs</li> </ul>	\$549.00
<b>V-ASL7070</b> <b>NEW</b> 	1440 x 234 (200)		2					7" x 4.75" x 1.0"	N	<ul style="list-style-type: none"> <li>Low Cost Wide Screen Field Monitor</li> <li>NTSC/PAL System Selectable</li> <li>Mirror Mode</li> <li>Headphone Jack with volume control</li> <li>IR Audio for wireless headphone</li> <li>On Screen Display (OSD) for adjustment functions</li> </ul>	\$499.00



# Monitors Composite

Display	Resolution (Backlight in cd/m <sup>2</sup> luminance)	Inputs				Dimensions	Tally	Features	Price
		S-Video	Composite	Component HD/SD	Audio				
<b>V-R70DP</b> <b>NEW</b> 	800 x 480 x RGB (380) <b>1.2 TFT MEGAPIXEL</b>	1	2			7.60" x 5.16" x 2.16"	Y	<ul style="list-style-type: none"> <li>High Resolution 7-inch wide screen 800xRGBx480 Dots with 1.2 million pixels</li> <li>Optical grade polycarbonate screen cover</li> <li>Analog signals converted to 10 bit digital</li> <li>Bright 380 cd/m<sup>2</sup> luminance</li> <li>400:1 ratio of contrast between black and white luminance</li> <li>4:3 and 16:9 screen aspect ratios</li> <li>"V" Mount battery adapter included</li> <li>Built in Color Bars</li> <li>Blue Screen for color adjustment</li> </ul>	\$999.95
<b>V-LCD8-PRO</b> 	1440 x 234 (350)	1	1			9.41" x 6.25" x 1.50"	N	<ul style="list-style-type: none"> <li>Plastic cabinet with 1/4" mount</li> <li>Bright and vivid color picture</li> <li>Slim, portable design</li> <li>Low power consumption</li> <li>Accepts composite and S-Video, each with active loop through</li> <li>NTSC/PAL auto recognition</li> <li>Power supply included</li> <li>Weights only 1.7 lbs</li> </ul>	\$949.00
<b>V-R84DP-2C</b> <b>NEW</b> 	800 x 600 x RGB (500) <b>1.44 TFT MEGAPIXEL</b>		2			9" x 6.875" x 2.50"	Y	<ul style="list-style-type: none"> <li>1.44 million TFT-MegaPixel / 8.4 inch screens</li> <li>Hyper Process plus Match Color Conversion</li> <li>Optical grade polycarbonate screen cover</li> <li>Rugged Enclosure with AR/Scratch Resistant screen</li> <li>500 (cd/m<sup>2</sup>) brightness modification</li> <li>Includes V-Mount Battery Adapter / 4 Pin XLR Pwr</li> <li>On Screen Display (OSD) and Blue "Gun"</li> </ul>	\$1399.00
<b>V-R104DP-2C</b> <b>NEW</b> 	800 x 600 x RGB (600) <b>1.44 TFT MEGAPIXEL</b>		2			10.25" x 8.5" x 2.50"	Y	<ul style="list-style-type: none"> <li>1.44 million TFT-MegaPixel / 10.4 inch screens</li> <li>Large 10.4 Screen Field Monitor</li> <li>Optical grade polycarbonate screen cover</li> <li>Hyper Process plus Match Color Conversion</li> <li>Rugged Enclosure w AR/Scratch Resistant screen</li> <li>Includes V-Mount Battery Adapter / 4 Pin XLR Pwr</li> <li>On Screen Display (OSD) and Blue "Gun"</li> </ul>	\$1599.00

# Monitors Composite + VGA

<b>V-LCD12.1-SVGA</b> 	800 x 600 x RGB (210)	1	1			11.50" x 8.75" x 1.25"	N	<ul style="list-style-type: none"> <li>Lightweight and portable</li> <li>Remote control included</li> <li>Built-in speakers</li> <li>Optional VESA adapter available (VESA 75mm Adapter V-LCD-VA)</li> <li>NTSC/PAL switchable</li> <li>Optional Ceiling Mount (\$75.00)</li> <li>Optional Wall Mount (\$75.00)</li> <li>Low cost</li> <li>Weights only 3.25 lbs</li> </ul>	\$1199.00
<b>V-LCD15</b> 	1024 x 768 x RGB (250)	1	1			15.37" x 12.19" x 2.10"	N	<ul style="list-style-type: none"> <li>High resolution LCD panel</li> <li>Remote control included</li> <li>Built-in speakers</li> <li>Optional VESA adapter available (VESA 75mm Adapter V-LCD-VA)</li> <li>NTSC/PAL switchable</li> <li>Optional Ceiling Mount (\$75.00)</li> <li>Optional Wall Mount (\$75.00)</li> <li>Weights only 9 lbs</li> </ul>	\$1499.00

**Monitors**

**Composite + VGA**

V-LCD17



V-LCD20



Display	Resolution (Backlight in cd/m <sup>2</sup> luminance)	S-Video	Composite	Component HD/SD	Inputs	Dimensions	Tally	Features	Price
					SDI HDS/SDI VGA DVI Audio				
17.0"	1280 x 1024 x RGB (250)	1	1		1 1	16.96" x 14.29" x 2.16"	N	<ul style="list-style-type: none"> <li>• Best viewing angle in the Industry - 170° in any direction</li> <li>• Software driven 16:9 to 4:3 switch</li> <li>• HD Ready: will accept 1080i or 720p with optional HD/SVGA converter</li> <li>• VESA 75mm mount compliant</li> <li>• NTSC/PAL switchable</li> <li>• Weighs only 12.95 lbs</li> </ul>	\$2569.00
20.1"	640 x 480 x RGB (450)	1	1		1 1	20.08" x 18.90" x 2.36"	N	<ul style="list-style-type: none"> <li>• Ultra bright 450 cd/m<sup>2</sup> luminance</li> <li>• Highest contrast ratio 400:1</li> <li>• Full function remote control</li> <li>• NTSC/PAL switchable</li> <li>• VESA 75mm mount compliant</li> <li>• Weighs only 17.95 lbs</li> </ul>	\$2799.00

**Monitors**

**SDI**

V-R70P-SD **NEW**



V-R84DP-2SDI **NEW**



V-R84DP-SD **COMING SOON**



V-R104DP-2SDI **NEW**



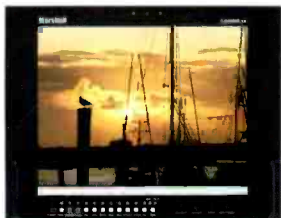
7" wide	800 x 480 x RGB (380) <b>1.2 TFT MEGAPIXEL</b>	1		2		7.60" x 5.16" x 2.16"	Y	<ul style="list-style-type: none"> <li>• High Resolution 7-inch wide screen 800xRGBx480 Dots with 1.2 million pixels</li> <li>• Optical grade polycarbonate screen cover</li> <li>• 100% digital processing</li> <li>• Analog signals converted to 10 bit digital</li> <li>• Bright 380 cd/m<sup>2</sup> luminance</li> <li>• 400:1 ratio of contrast between black and white luminance</li> <li>• 4:3 and 16:9 screen aspect ratios</li> <li>• Includes V-Mount Battery Adapter / 4 Pin XLR Pwr</li> <li>• Built in Color Bars</li> <li>• Blue Screen for color adjustment</li> </ul>	\$1499.00
8.4"	800 x 600 x RGB (500) <b>1.44 TFT MEGAPIXEL</b>			2		5" x 6.875" x 2.5"	Y	<ul style="list-style-type: none"> <li>• 1.44 million TFT-MegaPixel / 8.4 inch screens</li> <li>• Optical grade polycarbonate screen cover</li> <li>• 100% digital processing</li> <li>• Hyper Process plus Match Color Conversion</li> <li>• 50,000 hour backlight half life</li> <li>• 500 (cd/m<sup>2</sup>) brightness modification</li> <li>• Includes V-Mount Battery Adapter / 4 Pin XLR Pwr</li> <li>• On Screen Display (OSD) and Blue "Gun"</li> </ul>	\$1799.00
8.4"	800 x 600 x RGB (500) <b>1.44 TFT MEGAPIXEL</b>	1	1	1	1	9" x 6.875" x 2.5"	Y	<ul style="list-style-type: none"> <li>• 1.44 million TFT-MegaPixel / 8.4 inch screens</li> <li>• Optical grade polycarbonate screen cover</li> <li>• SDI plus all HD/SD analog signals</li> <li>• Hyper Process plus Match Color Conversion</li> <li>• 50,000 hour backlight half life</li> <li>• 500 (cd/m<sup>2</sup>) brightness modification</li> <li>• Includes V-Mount Battery Adapter / 4 Pin XLR Pwr</li> <li>• On Screen Display (OSD) and Blue "Gun"</li> </ul>	\$2199.00
10.4"	800 x 600 x RGB (600) <b>1.44 TFT MEGAPIXEL</b>			2		10.25" x 8.5" x 2.5"	Y	<ul style="list-style-type: none"> <li>• Large 10.4- inch screens / 1.44 TFT-MegaPixel</li> <li>• Optical grade polycarbonate screen cover</li> <li>• 100% digital processing</li> <li>• Hyper Process plus Match Color Conversion</li> <li>• 50,000 hour backlight half life</li> <li>• 500 (cd/m<sup>2</sup>) brightness modification</li> <li>• Includes V-Mount Battery Adapter / 4 Pin XLR Pwr</li> <li>• On Screen Display (OSD) and Blue "Gun"</li> </ul>	\$1999.00



## Monitors

# SDI

V-R104DP-SD



Display	Resolution (Backlight in cd/m <sup>2</sup> luminance)	Inputs						Dimensions	Tally	Features	Price
		S-Video	Composite	Component	HD/SD	SDI	VGA				
13.4"	800 x 600 (600)	1	1	1	1	1	1	10.25" x 8.5" x 2.5"	Y	<ul style="list-style-type: none"> <li>Large 10.4- inch screens / 44 TFT-MegaPixel</li> <li>Optical grade polycarbonate screen cover</li> <li>SDI plus all HD/SD analog formats/frame rates</li> <li>Hyper Process plus Match Color Conversion</li> <li>50,000 hour backlight half life</li> <li>500 (cd/m<sup>2</sup>) brightness modification</li> <li>Includes V-Mount Battery Adapter / 4 Fin XLR Pwr</li> <li>On Screen Display (OSD) and Blue "Gun"</li> </ul>	\$2399.00

**1.44 TFT  
MEGAPIXEL**

## Monitors

# TV Tuner

V-ASL7000 **NEW**



7" wide	1440 x 234 (200)	2					2	7.375" x 4.625" x 1.0"	N	<ul style="list-style-type: none"> <li>NTSC VHF/UHF/CATV (cable ready) 125 channel tuner built-in</li> <li>2 Composite NTSC plus 2 Mono Audio inputs</li> <li>Composite NTSC output</li> <li>Built-in FM Transmitter 87.5 to 89.5 MHz</li> <li>Will work from 10V to 16V DC</li> <li>Weight only 1.75 lbs</li> </ul>	\$549.00
---------	---------------------	---	--	--	--	--	---	------------------------------	---	--	----------

V-LCD-12-TV



12.1"	800 x 600 x RGB (210)	1	1				1	11.5C" x 8.75" x 1.25"	N	<ul style="list-style-type: none"> <li>Lightweight and portable</li> <li>Remote control included</li> <li>Built-in speakers</li> <li>Optional VESA adapter available (VESA 75mm Adapter V-LCD-VA)</li> <li>NTSC/PAL switchable</li> <li>Optional Ceiling Mount (\$75.00)</li> <li>Optional Wall Mount (\$75.00)</li> <li>Low cost</li> <li>Weights only 3.25 lbs</li> </ul>	\$959.00
-------	--------------------------	---	---	--	--	--	---	------------------------------	---	---	----------

V-LCD15-TV



15.1"	1024 x 768 x RGB (250)	1	1				1	15.37" x 12.19" x 2.0"	N	<ul style="list-style-type: none"> <li>High resolution LCD panel</li> <li>Remote control included</li> <li>Built-in speakers</li> <li>Optional VESA adapter available (VESA 75mm Adapter V-LCD-VA)</li> <li>NTSC/PAL switchable</li> <li>Optional Ceiling Mount (\$75.00)</li> <li>Optional Wall Mount (\$75.00)</li> <li>Weights only 9 lbs</li> </ul>	\$1059.00
-------	---------------------------	---	---	--	--	--	---	------------------------------	---	---	-----------

V-LCD17-TV



17.0"	1280 x 1024 x RGB (250)	1	1				1	16.96" x 14.29" x 2.16"	N	<ul style="list-style-type: none"> <li>Best viewing angle in the industry - 170° in any direction</li> <li>Software driven 16:9 to 4:3 switch</li> <li>HD Ready: will accept 1080i or 720p with optional HD/SVGA converter</li> <li>VESA 75mm mount compliant</li> <li>NTSC/PAL switchable</li> <li>Optional Ceiling Mount (\$75.00)</li> <li>Optional Wall Mount (\$75.00)</li> <li>Weights only 12.95 lbs</li> </ul>	\$2059.00
-------	----------------------------	---	---	--	--	--	---	-------------------------------	---	--	-----------

V-LCD20



20.1"	640 x 480 x RGB (45C)	1	1				1	20.08" x 18.90" x 2.36"	N	<ul style="list-style-type: none"> <li>Ultra bright 450 cd/m<sup>2</sup> luminance</li> <li>Highest contrast ratio 400:1</li> <li>Full function remote control</li> <li>NTSC/PAL switchable</li> <li>VESA 75mm mount compliant</li> <li>Weights only 17.95 lbs</li> </ul>	\$2799.00
-------	--------------------------	---	---	--	--	--	---	-------------------------------	---	---	-----------

# Monitors

## High Definition

V-R65P-HD



V-R70P-HDA **NEW**



V-R70P-HDSI **NEW**



V-R84DP-HDA **COMING SOON**



V-R84DP-HDSI **COMING SOON**



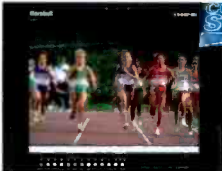
V-R84DP-HD **COMING SOON**



V-R841P-AFHD **COMING SOON**



V-R104DP-HDA **COMING SOON**



V-R104DP-HDSI **COMING SOON**



V-R104DP-HD **COMING SOON**



Display	Resolution (Backlight in cd/m <sup>2</sup> luminance)	Inputs							Dimensions	Tally	Features	Price
		S-Video	Composite	Component HD/SD	SDI	HDSI/SDI	VGA	DVI				
6.5"	800 x 480 x RGB (380) <b>1.2 TFT MEGAPIXEL</b>		1	1		1	1		7.25" x 4.6" x 2.4"	Y	<ul style="list-style-type: none"> <li>High resolution 6.5" wide screen LCD Panel with 1.2 million pixels</li> <li>Bright 380 cd/m<sup>2</sup> luminance</li> <li>Optical grade polycarbonate screen cover</li> <li>16:9 and 4:3 screen aspect ratios for DTV app.</li> <li>Standard multiformat inputs</li> </ul>	\$3799.00
7"	800 x 480 x RGB (380) <b>1.2 TFT MEGAPIXEL</b>		1	1					7.60" x 5.16" x 2.16"	Y	<ul style="list-style-type: none"> <li>High Resolution 7-inch wide screen 800xRGBx480 Dots with 1.2 million pixels</li> <li>Optical grade polycarbonate screen cover</li> <li>100% digital processing</li> <li>Analog signals converted to 10 bit digital</li> <li>"V" Mount battery adapter included</li> <li>Bright 380 cd/m<sup>2</sup> luminance</li> <li>4:3 and 16:9 screen aspect ratios</li> </ul>	\$1599.00
7"	800 x 480 x RGB (380) <b>1.2 TFT MEGAPIXEL</b>					1			7.60" x 5.16" x 2.16"	Y	<ul style="list-style-type: none"> <li>"V" Mount battery adapter included</li> <li>High Resolution 7-inch wide screen 800xRGBx480 Dots with 1.2 million pixels</li> <li>Optical grade polycarbonate screen cover</li> <li>100% digital processing</li> <li>Analog signals converted to 10 bit digital</li> <li>Bright 380 cd/m<sup>2</sup> luminance</li> </ul>	\$1999.00
8.4"	800 x 600 x RGB (500) <b>1.44 TFT MEGAPIXEL</b>		1	1	1			1	9" x 6.875" x 2.5"	Y	<ul style="list-style-type: none"> <li>1.44 million TFT-MegaPixel/8.4 inch screens</li> <li>Optical grade polycarbonate screen cover</li> <li>Accepts all analog HD/SD formats/frame rates</li> <li>Hyper Process plus Match Color Conversion</li> <li>50,000 hour backlight half life</li> <li>500 (cd/m<sup>2</sup>) brightness modification</li> <li>Includes V-Mount Battery Adapter / 4 Pin XLR Pwr</li> <li>On Screen Display (OSD) and Blue "Gun"</li> </ul>	\$1999.00
8.4"	800 x 600 x RGB (500) <b>1.44 TFT MEGAPIXEL</b>					1			9" x 6.875" x 2.5"	Y	<ul style="list-style-type: none"> <li>1.44 million TFT-MegaPixel/8.4 inch screens</li> <li>Optical grade polycarbonate screen cover</li> <li>100% digital processing of HDSI/SDI</li> <li>Hyper Process plus Match Color Conversion</li> <li>50,000 hour backlight half life</li> <li>500 (cd/m<sup>2</sup>) brightness modification</li> <li>Includes V-Mount Battery Adapter / 4 Pin XLR Pwr</li> <li>On Screen Display (OSD) and Blue "Gun"</li> </ul>	\$2099.00
8.4"	800 x 600 x RGB (500) <b>1.44 TFT MEGAPIXEL</b>		1	1	1			1	9" x 6.875" x 2.5"	Y	<ul style="list-style-type: none"> <li>1.44 million TFT-MegaPixel/8.4 inch screens</li> <li>Optical grade polycarbonate screen cover</li> <li>Accepts all HD/SD formats/frame rates</li> <li>Hyper Process plus Match Color Conversion</li> <li>50,000 hour backlight half life</li> <li>500 (cd/m<sup>2</sup>) brightness modification</li> <li>Includes V-Mount Battery Adapter / 4 Pin XLR Pwr</li> <li>On Screen Display (OSD) and Blue "Gun"</li> </ul>	\$2499.00
8.4"	1024 x 768 x RGB (380) <b>2.4 TFT MEGAPIXEL</b>		1	1	1			1	9" x 6.9" x 2.8"	Y	<ul style="list-style-type: none"> <li>High Definition 8.4-inch 2.4 MegaPixel screen</li> <li>"V" Mount battery adapter included</li> <li>Optical grade polycarbonate screen cover</li> <li>Bright 400 cd/m<sup>2</sup> luminance</li> <li>400:1 ratio of contrast between black and white luminance</li> <li>Blue Gun for color adjustment</li> <li>Zoom function</li> <li>4:3 and 16:9 screen aspect ratios</li> <li>6 Frame Marker Overlays with Center Mark</li> <li>Built-in Color Bars</li> </ul>	\$3899.00
10.4"	800 x 600 x RGB (600) <b>1.44 TFT MEGAPIXEL</b>		1	1	1			1	10.25" x 8.5" x 2.5"	Y	<ul style="list-style-type: none"> <li>1.44 million TFT-MegaPixel/10.4 inch screens</li> <li>Optical grade polycarbonate screen cover</li> <li>Accepts all analog HD/SD formats/frame rates</li> <li>Hyper Process plus Match Color Conversion</li> <li>50,000 hour backlight half life</li> <li>500 (cd/m<sup>2</sup>) brightness modification</li> <li>Includes V-Mount Battery Adapter / 4 Pin XLR Pwr</li> <li>On Screen Display (OSD) and Blue "Gun"</li> </ul>	\$2199.00
10.4"	800 x 600 x RGB (600) <b>1.44 TFT MEGAPIXEL</b>					1			10.25" x 8.5" x 2.5"	Y	<ul style="list-style-type: none"> <li>1.44 million TFT-MegaPixel/10.4 inch screens</li> <li>Optical grade polycarbonate screen cover</li> <li>100% digital processing of HDSI/SDI</li> <li>Hyper Process plus Match Color Conversion</li> <li>50,000 hour backlight half life</li> <li>500 (cd/m<sup>2</sup>) brightness modification</li> <li>Includes V-Mount Battery Adapter / 4 Pin XLR Pwr</li> <li>On Screen Display (OSD) and Blue "Gun"</li> </ul>	\$2299.00
10.4"	800 x 600 x RGB (600) <b>1.44 TFT MEGAPIXEL</b>		1	1	1			1	10.25" x 8.5" x 2.5"	Y	<ul style="list-style-type: none"> <li>1.44 million TFT-MegaPixel/10.4 inch screens</li> <li>Optical grade polycarbonate screen cover</li> <li>Accepts all HD/SD formats/frame rates</li> <li>Hyper Process plus Match Color Conversion</li> <li>50,000 hour backlight half life</li> <li>500 (cd/m<sup>2</sup>) brightness modification</li> <li>Includes V-Mount Battery Adapter / 4 Pin XLR Pwr</li> <li>On Screen Display (OSD) and Blue "Gun"</li> </ul>	\$2699.00



## 6.5" and 7" Stand Alone Monitor Kits



A range of pre-packaged kits for 6.5" and 7.0" stand alone monitors are available. Each kit includes options that make these monitors even more portable. Every kit is provided at a discounted package price and no substitution of components is allowed. All of the kits include components required for portable operation and include a durable carry case,

analog component breakout cable, A.C. stand alone power supply and cleaning wipes. A variety of kits are available with batteries, charger, sun hood, plus Anton Bauer Gold and four pin D.C. power adapter cables. Tough, rugged and lightweight, the carry case provides the safest transportable environment for your monitor. Each case is manufactured with a proprietary HPX™ high performance resin, and features secure Press & Pull latches, automatic pressure relief valve and a durable soft-grip handle. This is the most comfortable, toughest case available. Airtight, watertight, dent & shatter-resistant, our carry case is made to defy the elements.

Part Number	Including	Description	Q-ty	Price
V-R65P-HD-K1	V-R65P-HD	6.5" HD monitor	1	3899.00
	RGB-5HD15-6	Analog Video Break-Out Cable	1	
	V-CC1	Carrying Case	1	
	V-PS12-3.3	A.C. Power Supply	1	
	V-HWP-K	Cleaning Wipe	10	
V-R65P-HD-K2	V-R65P-HD-K1	Anton Bauer Gold Power Adapter	1	3999.00
	V-PAC-D	4 pin XLR Power Adapter	1	
	V-PAC-XLR	Viewing Hood	1	
	V-H700P		1	
V-R65P-HD-K3	V-R65P-HD-K2	see above	1	4399.00
	V-R65-BA IDX-E50S	V Mount Battery Adapter Battery	1 1	
V-R65P-HD-K4	V-R65P-HD-K2 IDX-VL-2Plus	see above 2 Channel Sequential Charger	1 1	4999.00
V-R70-K1	V-CC7	Carrying Case	1	249.95*
	V-PS12-3.3	A.C. Power Supply	1	
	V-HWP-K	Cleaning Wipe	10	
V-R70-K2	V-R70-K1	see above	1	449.95*
	V-PAC-D	Anton Bauer Gold Power Adapter	1	
	V-PAC-XLR	4 pin XLR Power Adapter	1	
	V-H700P	Viewing Hood	1	
V-R70-K3	V-R70-K2 IDX-E50S	see above Battery	1 1	649.95*
V-R70-K4	V-R70-K3 IDX-VL-2Plus	see above 2 Channel Sequential Charger	1 1	1185.00*

\* Only when purchase with 7" LCD monitor

## Accessories for Stand Alone / Video Assist Monitors



### V-H7M

Sun Hood for 7" monitors.  
Use for viewing in bright lighting or outdoors.  
Price: \$99.95



### V-H900

Sun Hood for 8.4" monitors.  
Use for viewing in bright lighting or outdoors.  
Price: \$129.00



COMING SOON

### V-H10M

Sun Hood for 10.4" monitors.  
Use for viewing in bright lighting or outdoors.  
Price: TBD



### V-ABA-01

V-Mount to Anton Bauer Adapter.  
Use to power Marshall Electronics monitors that have V-Mount plate with Anton Bauer Gold Mount battery.  
Price: \$199.00



### V-DV-PWR1

Use the DV-Power pack with Marshall Electronics line of Stand Alone monitors. This product is the perfect solution for users of DV and HDV Camcorders.  
Price: \$299.00



### V-R65-BA

Mount for IDX Batteries.  
Attaches to V-R65P-HD monitor.  
Price: \$150.00




### V-CC1, V-CC7

Airtight, watertight, dent & shatter-resistant, carry case for V-R65P-HD.  
Price: \$199.00



### V-LCD-MT-01

Camera Hot Shoe Mount.  
Attaches monitor to camera.  
Price: \$24.95



### V-LCD4-ST

Stand. Use for table top mount.  
Price: \$39.95



### V-PAC-D

Power Adapter Cable. Use with Anton Bauer D-type connection.  
Price: \$60.00



### V-PAC-XLR

Power Adapter Cable. Use with 4 Pin XLR connections.  
Price: \$60.00



### RGB-5HD15-X

Component input cable.  
HD-15 to BNC breakout cable (X = Length in feet: 6, 10, 15, 20)  
Price: \$34.95 to \$68.50  
(See Page 16 for pricing details)



### V-HWP-K

Package of 10 non-toxic, anti-static, alcohol and ammonia free cleaning wipes for LCD displays.  
Price: \$9.95

## Distribution Amplifiers

MD-0114



MD-0114-EQ



BD-0114



MD-0512



MD-0514



BD-0314



BD-0914-D



In	Out	Features	Price
1 Composite	4 Composite	<ul style="list-style-type: none"> <li>Use in short cable run and desktop/multimedia applications</li> <li>Self terminating 75Ω BNC input</li> <li>75Ω BNC outputs (4)</li> <li>Power indicator on front panel</li> <li>All connections in rear of module</li> <li>Install in rack or use on the desktop</li> </ul>	\$89.95
1 Composite	4 Composite	<ul style="list-style-type: none"> <li>Convenient front panel adjustments of gain and high frequency equalization</li> <li>Adjustments to compensate for cable runs up to 1000'</li> <li>Self terminating 75Ω BNC input</li> <li>75Ω BNC outputs (4)</li> <li>All connections in rear of module</li> <li>Install in rack or use on the desktop</li> </ul>	\$159.95
1 Composite	4 Composite	<ul style="list-style-type: none"> <li>Signal Bandwidth up to 300Mhz</li> <li>Use 3 modules for Y-Pr-Pb applications</li> <li>Self terminating 75Ω BNC input</li> <li>75Ω BNC outputs (4)</li> <li>All connections in rear of module</li> <li>Install in rack or use on the desktop</li> </ul>	\$179.95
1 Component 1 RGBHV	2 Component	<ul style="list-style-type: none"> <li>Signal Bandwidth up to 350Mhz</li> <li>Multiple applications</li> <li>HD-15 Input Connection self terminating 75Ω</li> <li>2 HD-15 Output Connections</li> <li>All connections in rear of module</li> <li>Install in wall or use on the desktop</li> </ul>	\$159.95
1 Component 1 RGBHV	4 Component	<ul style="list-style-type: none"> <li>Signal Bandwidth up to 350Mhz</li> <li>Multiple applications</li> <li>HD-15 Input Connection self terminating 75Ω</li> <li>4 HD-15 Output Connections</li> <li>All connections in rear of module</li> <li>Install in rack or use on the desktop</li> </ul>	\$179.95
1 SDI	4 SDI	<ul style="list-style-type: none"> <li>Use for distribution of SDI signals 143Mbs to 540Mbs</li> <li>Self terminating 75Ω BNC SDI input</li> <li>4 reclocked and equalized BNC SDI Outputs</li> <li>Power indicator on front panel</li> <li>All connections in rear of module</li> <li>Install in rack or use on the desktop</li> <li>Can also be used as a signal repeater</li> <li>Includes power supply</li> </ul>	\$299.00
1 HDSDI/SDI	4 HDSDI/SDI	<ul style="list-style-type: none"> <li>Use for distribution of HDSDI or SDI signals 143Mb/s to 1.5Gb/s</li> <li>Self terminating 75Ω BNC SDI input with adaptive equalization</li> <li>4 buffered and reclocked BNC HDSDI or SDI Outputs</li> <li>Power indicator on front panel</li> <li>All connections in rear of module</li> </ul>	\$699.00



Price: \$95.00



Price: \$95.00

### V-CRM2

#### Single RU Conversion and D/A Module Bracket

Single RU (1.75" tall) Conversion and Distribution 2 Module Bracket. Two Marshall Electronics 7.75" wide or one 7.75" plus one 4.75" wide conversion or distribution modules can be securely installed into a standard EIA 19" rack with the V-CRM2 mounting bracket. Every V-CRM2 includes one blank panel and one 4.75" adapter for a clean cosmetic appearance.

### V-CRM3

#### Single RU Conversion and D/A Module Bracket

Single RU (1.75" tall) Conversion and Distribution 3 Module Bracket. Up to three Marshall Electronics 4.75" wide conversion or distribution modules can be securely installed into a standard EIA 19" rack with the V-CRM3 mounting bracket. Every V-CRM3 includes two blank panels for a clean cosmetic appearance.



## Converters

VC-0201-4



**NEW**

4 S-Video      4 Composite

- Compact design can be installed on the tabletop, wall mounted or placed into a standard 19" EIA rack using the optional V-C3M2 rack kit
- Full bandwidth conversion of S-Video (Y/C) chrominance and luminance components to composite video
- Four channels of conversion in each MC-0201-4. This is a perfect fit for use of S-Video signals with the Marshall Electronics 4 screen monitor set model V-R44P
- Low Power consumption less than 10 watt
- Operates from 6 Volt DC
- S-Video signal loops out for use with downstream equipment like switcher, vision mixer, or VCR

**\$189.95**

C-0301-08



1 SDI  
1 S-Video  
2 Composite

- Converts component serial digital signal to analog composite and Y/C
- Active loop through for SDI signal with relocking
- Simultaneous outputs for 2 video and 1 Y/C (S-video)
- PAL/NTSC auto detection with led indicator
- Pedestal on/off selection for NTSC signals
- 10 bit processing with two-times over sampling
- Supports closed captioning
- Includes color bar generator

**\$289.00**

C-0301-10



1 SDI  
1 S-Video  
2 Composite

- Converts component serial digital signal to analog composite and Y/C
- Active loop through for SDI signal with re-clocking
- Simultaneous outputs for 2 composite video and 1 Y/C (S-video)
- PAL/NTSC auto detection with led indicator
- Pedestal on/off selection for NTSC signals
- 10-bit digital encoding with 4x over sampling
- Supports closed captioning
- Includes Color Bar Generator and Power Supply

**\$379.00**

C-0103-08



1 Composite  
1 S-Video

1 SDI

- Converts Composite Video or Y/C to Digital Component (SDI)
- Illuminated power and input signal indicators
- Adaptive filtering removes NTSC interlace artifacts
- 2x over sampling for true color reproduction
- 10 Bit analog to digital conversion
- 8-bit quantization of output signal
- Supports closed captioning

**\$495.00**

C-0103-10



**NEW**

1 Composite  
1 S-Video  
1 Component

1 SDI

- Converts Component, Composite Video or Y/C to Digital Component (SDI)
- Illuminated power and input signal indicators
- NTSC or PAL operation with automatic detection
- Adaptive filtering removes NTSC interlace artifacts
- 2 x over sampling for true color reproduction
- 12 Bit analog to digital conversion
- 10-bit quantization of output signal
- Supports closed captioning

**\$575.00**

C-0909-AD



**COMING SOON**

1 Component  
or  
1 S-Video  
or  
1 Composite

2 HDSDI/SDI

- Converts Analog High Definition (SMPTE-260/274/296M) to Digital (HDSDI)
- Converts XGA, SXGA and WXGA to Digital (HDSDI SMPTE-292M)
- Converts Analog Composite (PAL/NTSC) to Digital (SDI SMPTE-259M)
- Converts Y/C (S-Video) to Digital (SDI)
- End to end 10bit processing
- 2x over sampling of Composite and Y/C signals
- Adaptive comb filter for noise reduction on composite and Y/C signals

**\$1995.00**

C-0909-DA



**NEW**

1 HDSDI  
or  
1 SDI

1 HDSDI/SDI  
or  
1 Component  
or  
1 SDI  
or  
1 Component

- Converts HDSDI to Analog High Definition RGBHV or Y-Pr-Pb
- Converts HDSDI to XGA, SXGA and WXGA
- Converts SDI to Analog Composite (PAL/NTSC)
- Converts SDI to Y/C (S-Video)
- Converts SDI to Analog Component RGB/Y, R-Y, B-Y/YUV
- Converts SDI to VGA
- PAL/NTSC auto detection with led indicator
- Active loop through for SDI signal with re-clocking
- Automatic detection range of 142Mb/s to 1.485Gb/s
- Automatic Compensation of SDI input for cable length up to 1000'
- 10-bit processing with 4x over sampling

**\$999.00**

C-0105



**NEW**

1 Composite  
1 S-Video  
1 VGA

1 VGA

- NTSC or PAL operation with automatic detection
- Illuminated power and input signal indicators
- Converts Composite Video or Y/C ( Svideo ) to VGA ( RGBHV ) for display on projectors or data screens
- Transforms interlaced 525/625 images to Progressive Scan
- Adaptive filtering removes NTSC interlace artifacts
- 2x over sampling for true color reproduction.
- VGA output processed as 4:4:4/RGB
- Automatically scales NTSC input to 640x480 RGB Pixel screen format
- Automatically scales 525 input to 768x576 RGB Pixel screen format
- Automatic Gamma correction. Automatic color space conversion
- Seamless switching between VGA and composite or Y/C inputs

**\$249.00**

## Accessories

**V-R70-2M** Price: \$95.00



**Rack mount adapter kit for all V-R70P and V-R70DP models.**  
The V-R70-2M can be used to mount any of our 7-inch portables into a standard 19-inch EIA rack. Two monitors can be installed or a single monitor with a blank insert that is included.

**V-R84-1M / V-R104-1M** Price: \$99.00



**Rack mount adapter kit for all V-R84DP/V-R104DP models.**  
A single V-R84DP/V-R104DP model with 8.4/10.4 Inch screen can be installed into a standard 19-inch EIA rack with this kit.

**V-CB1**

Price: \$19.95



**Converters and D/A Base Holder for desktop use**  
For desktop applications like editing and graphics, use the V-CB1 stand to reduce the footprint of the conversion or distribution module. The V-CB1 stand provides a sturdy base with a secure attachment to the module while reducing the desk space to under 4 square inches.

**V-BG-P-MS**



Price: \$249.00

**V-BG-PCB-MS**



Price: \$199.00

**Color Bar Generator NTSC/PAL (Handheld and PCB)**  
Use the V-BG-P-MS portable color bar generator in the field or on the desktop. This dual model runs on a standard 9VDC battery or on optional external power supply, and is used to generate a full field color bar test pattern as a composite video signal for PAL or NTSC Systems.

**RGB-5HD15-X**

RGB-5HD15-6	6ft	\$34.95
RGB-5HD15-10	10ft	\$39.95
RGB-5HD15-15	15ft	\$59.95
RGB-5HD15-25	25ft	\$68.50



### BNC Breakout Cables

Our RGB-HD-15-X cables are available in 6, 10, 15 and 25 foot lengths and are used to transform individual signals, such as RGBHV from BNC connections to a Female DB/HD-15 connector.

### Power Supplies

V-PS12-3.3A



V-PS12-500 / V-PS12-1000



V-PS6-1.2A



Part No	Description	Price
V-PS12-500	12VDC (500mA) regulated power supply w/coax plug	\$16.00
V-PS12-1000	12VDC (1A) regulated power supply w/coax plug	\$24.95
V-PS12-3.3	12VDC (3.3A) w/coax plug	\$79.95
V-PS12-5V-1	12VDC (5A) P/S w/twist lock connector	\$89.95
V-PS6-1.2A	6V (1.2A) P/S w/twist lock connector	\$39.95

## COMING SOON

### AV-840 / AV-1040

#### Pedestal Microphone with 8.4/10.4-inch TFT-MegaPixel Monitor



- Desktop or recess install
- Precision gooseneck microphone
- High Resolution 8.4/10.4-inch screen
- Display tilts to store/view
- Internal Speaker plus Audio Jack
- 100% digital processing
- 5 Year /50,000 backlight life
- Accepts VGA, SVGA, and XGA plus composite and S-Video
- Wide viewing radius - 130°
- Microphone PTT/PTM/On/Off
- Remote control RS-232, GPI or IR
- GPI Input output
- 500 (cd/m<sup>2</sup>) brightness
- 500:1 contrast ratio
- Excellent quality moving images
- 4:3 and 16:9 screen aspect ratios
- Security enclosure locks microphone and local adjustments
- Lighted Controls

Use our TFT-MegaPixel AV-840/AV-1040 as a direct replacement for podium microphones and benefit from the extra versatility of the integrated computer and Audio/Video monitor. The gooseneck microphone is manufactured by our renowned MXL division and delivers maximum clarity while the video/computer display expands the applications where a podium microphone is required. The system can be operated locally or via remote control RS-232 and GPI, plus there are General Purpose Outputs to provide interface to projectors, screens, lights, etc.

A Universal voltage DC Power supply is also included for the system and phantom power.

Price: TBD

## Marshall Electronics

Toll Free: 800-800-6608 • Direct: 310-333-0606 • Fax: 310-333-0688 • [www.LCDRacks.com](http://www.LCDRacks.com)



## Portable news systems: Smaller, lighter and smarter

BY RICH WILDE

**A**s a cameraman and satellite engineer based in Cyprus in the early 1990s, I used to spend about nine months a year on the road traveling from hotspot to hotspot. I would be sent out with the rest of the team to provide live coverage of everything from the genocide in Rwanda to the war in Chechnya via the inevitable long stints in Sarajevo. It was an exciting, though often dangerous, occupation.

Aside from the obvious buzz of being on-site while history was being made, the sheer logistical nightmare of what we were trying to do made it a job not for the faint-hearted. We would regularly travel with up to 120 flight cases on large satellite deployments, which could be scaled down to about 40 for a more straightforward job.

At around two metric tons, our excess baggage bills shot up into the tens of thousands of dollars, giving us instant VIP treatment from any airline we chose to travel with. Back then though, a 15-minute satellite feed used to be priced at around the \$2500 mark. So, although the outlay was high, the rewards of being the first on-site were potentially huge.

However, it was about six months into this exciting new profession that I realized I was becoming a bit of a regular with my chiropractor. Imagine arriving at the Israeli border crossing into Gaza with a flatbed truck full of equipment and being told you had to carry it across into the Occupied Territories (a mere 700ft walk) to load it into a Palestinian truck on the other side — all this in the 100° heat of midsummer.

### Lightweight flyaways

I did this for 10 years, until I'd finally had enough of getting shot at. I moved to the UK to become slightly more desk-bound in an operational management role. Much to my chagrin, it was about this time that the first of the lightweight flyaways started to appear. Over the last few years, the technology changed from analog to digital, and the units became smaller, lighter, smarter, lower-cost and easier to operate.

Then 9/11 happened. It was instantly clear there was going to be a lot of international news from often hostile environments that would require, above anything, mobility. Things were going to change, and fast.

Sure enough, the next few months witnessed an explosion in videophone reports and of the much smaller Sony PD150 camcorders over the traditional Betacam units. Although the quality of videophones back then was somewhat dubious, the benefits of being able to have a full kit that weighed the same as your personal luggage were undeniable, not to mention the financial savings that could be made compared with the traditional satellite feeds.

### Store and forward

Along with this advance came the development of store-and-forward technology. Using simple FTP protocols, this technology gave journalists in the field the ability to send their news packages over satphone systems (as well as ISDN or landlines where available) back to their stations.

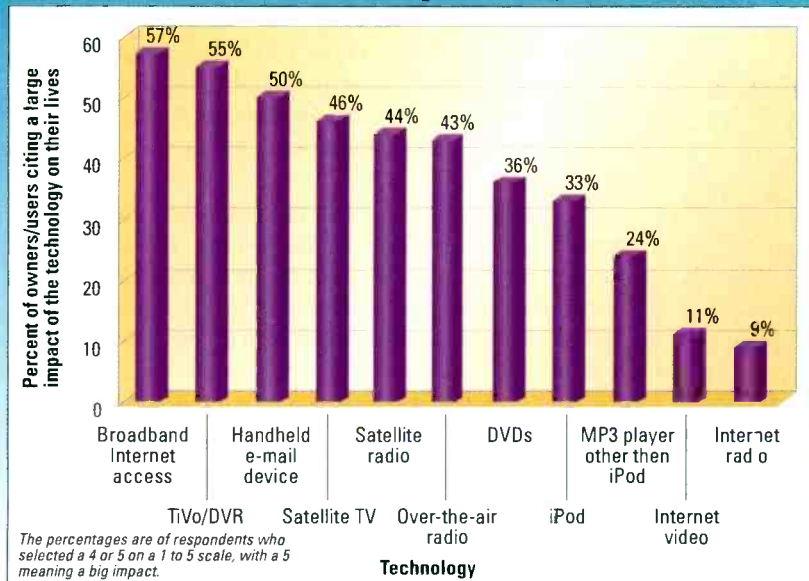
Suddenly, the world of newsgathering was looking like a different beast altogether. Portability and cost-effectiveness gave almost infinite possibilities to an industry where immediacy is crucial.

### FRAME GRAB

A look at the consumer side of DTV

#### Impact of technology on consumers

Broadband and TiVo/DVR have the greatest impact



Source: Arbitron/Edison Media Research

www.arbitron.com/www.edisonresearch.com

# Broadcasters Trust Telecast Fiber for ALL their Fiber Optic Needs.



## ADDER and ADDER II

Whether you need analog audio, AES, intercom or even A-D and D-A signal conversion, there is an Adder system ready to handle any audio challenge. Up to 256 channels per fiber, at 24-bit resolution, with optical redundancy for quiet, reliable sound.



## SHED/HDX and COBRA

For Triax and hybrid cabled cameras, we have solutions to liberate you from your heavy copper. SHEDs eliminate your costly hybrid cables on HD cameras, while Cobras replace triax on HD or SD camera systems...with ten times the distance.



## VIPER I / SIDEWINDER

For 14 years the Viper and Sidewinder have supported ENG/SNG applications around the globe. The reel-mounted Sidewinder and Viper Mussel Shell are immediately familiar as the workhorse systems that have proven themselves in the most extreme conditions...day in and day out.



## VIPER II

With small "throw down" modules that can be converted to rack mount, the Viper II is an expandable system that grows with your facility. Modules range from video/audio to Ethernet to robotic HD/POV, for incredible flexibility using simple building blocks.



## COPPERHEAD HD/SDI

Our camera-mounted CopperHead makes light work of a wide range of applications, from news coverage to digital cinematography. Turn your ENG camera into a remote production camera, and avoid the cumbersome, expensive triax backs and base stations.



## DIAMONDBACK II

Picking up where its predecessor left off, the DBII now offers 8 channels of broadcast-quality NTSC/PAL video on each wavelength. With optional audio and CWDM technology a huge backbone can be implemented on a single optical core.



Save time on your event production schedule. On a single lightweight cable we support all your broadcast signals from the field and the booth to the truck. From Telecast, the leader in fiber for television broadcast production.



**Telecast**  
Fiber Systems, Inc.

(508) 754-4858

All products mentioned herein are trademarks of Telecast Fiber Systems

[www.telecast-fiber.com](http://www.telecast-fiber.com)



The size of a notebook, this R-BGAN portable satellite terminal from Hughes Network Systems connects to a standard PC using the plug-and-play features available with most Microsoft Windows operating systems.

## Live reporting via videophone

However, it took a little while to develop such technology for live applications. Five years ago, BBC News was one of the first to do this, experimenting initially with live transmission of stills of the Dalai Lama from India. Later, it was used for reports from Sierra Leone, providing images as they happened with no storage or transmission delay either by satphone at 64kb/s or by ISDN at up to 128kb/s.

Since then, we have all become used to the live satphone report. Despite improvements in compression standards and bandwidth availability, however, image quality remains less than desirable.

## 3G takes it a step further

3G mobile telephony is helping with these limitations, and broadcasters are beginning to experiment with the technology. In March of this year, the BBC announced it was introducing 3G video reports to news bulletins from five areas around the UK. The service is provided by Newbury-based All New Video using Radvision technology. It enables news reporters to make video calls to their news studio as part of 10-minute local news segments that viewers can activate interactively. Unlike other 3G services, which work only within the 3G network, this service provides two-way video calls between 3G mobile, ISDN and IP networks.

The image quality of these reports is still not what we term broadcast-quality, but increasingly, news is coming from many sources, not just the professionals. With 70 nonstop news channels around the world, there are more and more opportunities for the man on the street to be the man breaking the news. 3G technology will improve both the quality and immediacy of such contributions.

## Live video over IP

The advent of IP-based technology is the next step in the evolution of newsgathering tools. Developments such as IP-based content exchange platforms, for example, will transform newsgathering. Such systems consist of a laptop with the software application and a USB key to gain access to a





# DMT makes a world of difference in your digital capabilities

Proven Television Transmitters & Antenna Systems



**Digital Multimedia Technologies**

*One Company • One Mission • Quantum Results*

(888) 912-TEAM (8326) • [www.dmtonline.us](http://www.dmtonline.us)

1224 Forest Parkway • Unit 140 • West Deptford, NJ 08066



VPN, plus an Internet connection. At worst, users would need to take a satellite or regional broadband global area network (R-BGAN) unit with them if there's no Internet access.

These next-generation store-and-forward systems work in a similar way to e-mail and text messaging. Unlike the traditional store-and-forward solutions, they do not rely on FTP, which is only point-to-point. Instead, these systems offer the advantage of being able to send files simultaneously to multiple recipients using a hybrid of Internet message access protocol (IMAP) and simple mail transfer protocol (SMTP) through a centrally hosted server. Similar to text messaging, users can also set up their preferences to indicate in what format they wish to receive files. The main server then transcodes the incoming signal on-the-fly to match each recipient's re-

quested format.

Users can send packages not only back to London for transmission, for example, but also to the regional bureau simultaneously so it can re-edit them for the later news bulletin. In addition, any file sent is packetized. So, if the connection is lost, users don't need to resend everything. The server will pick up the download from where the users left off. They can even receive text messages on their phones to tell them their files have been received.

However, the Holy Grail in newsgathering terms is the ability to send live broadcast-quality footage from the field. When I used GlobeCast's IP-based WING content exchange platform and a stripped-down version of an MPEG-4 H.264 software encoder running on real-time protocol (RTP) along the lines of a high-quality webcam, I was live

in seconds. The delay was slightly less than I was used to over a traditional satellite link. At 128kb/s, the quality was better than anything I'd seen on a videophone. There's also a messaging service attached, so I could chat to the folks at the receiving end. The universal nature of IP-based solutions means that users may use any available network, whether it be public (DSL, WiFi hotspot) or dedicated access (a satellite link, IP VPN). The only requirement is that the connection supports Internet protocol.

So here I am, suddenly able to work anywhere, doing what I was doing 15 years ago. But this time, all I have is a laptop and a small camera. Total weight is less than 20kg. Total price to send a three-minute package costs around \$25.

BE

*Rich Wilde is technical advisor to GlobeCast News and Events.*

...Emmis...Media General...CNN and CNN International...Univision...all NBC O&Os...EWTN Global...Telemundo...



**FLORICAL**  
**S Y S T E M S**™

**Over two billion dollars in commercial revenue delivered through Florical automation in 2004.**

Based on published 2004 revenue of US TV broadcasters served by FSI.


**The leader in TV automation.**

**www.florical.com**  
**352-372-8326**






© 2005 Florical Systems, Inc. All Rights Reserved.  
Florical Systems, Inc. and its logo are trademarks of Florical Systems, Inc.



# EXTREME Definition



## HE4000: HD AND SD Encoder

-  HD and SD Encoding Simultaneously
-  Front Panel Monitor
-  Advanced "PUREPEG" Technology
  - Enhanced Low Bit Rate Performance
  - Absolute Finest Picture Quality
-  Satellite and Terrestrial Interfaces
-  1 MB/s to 160 MB/s

**TIERNAN**  
Radwin  
Company

Phoenix: 602-437-9620  
San Diego: 858-458-1800  
UK: 44-1420-540233  
Singapore: 65-6225-4016  
Beijing: 86-10-65831975  
Latin America: 561-487-7972  
[www.radn.com](http://www.radn.com)  
[www.tiernan.com](http://www.tiernan.com)



# HURRICANE SNAPSHOTS

As Hurricane Katrina pounded the Gulf Coast, broadcasters rose to the occasion to keep their viewers informed.

BY PHIL KURZ

**D**esperate people pleading for help from roofs of flooded homes. Mile upon mile of devastation. Water pouring through broken levees. Fires, looting, a cry for help. Each snapshot of Hurricane Katrina evokes memories sure to live in the nation's consciousness for generations to come.

Broadcasters also have mental snapshots of Hurricane Katrina: climbing atop a downtown tower to see if the station's transmission tower 7mi away is still standing; caravanning to a distant city to set up temporary news operations; or abandoning a studio out of fear of flooding, looting or both. Katrina even uprooted a 16,000-lb concrete tower anchor and flung it into a second-story office.

All of these images and thousands more build a mosaic of what broadcasters experienced and did to fulfill their primary mission: public service. It's impossible to chronicle each broadcaster's story, but knowing even a few reveals just how seriously the broadcasters of New Orleans and the Gulf Coast states take their obligation to serve their communities.

Photo: CNN cameraman Scott McWhinnie (left) and correspondent Jeff Koinange (right) in the flooded streets of New Orleans, nearly two weeks after Hurricane Katrina struck. Photo courtesy Radhika Chalasani, Getty Images for CNN.







# HURRICANE

## HD eye in the sky: Helinet Aviation Service

**SNAPSHOT:** Sunday, Aug. 28, at about the time Katrina was upgraded to a Category 5 hurricane, Helinet Aviation Services headed to Lafayette, LA, with an HD-equipped newsgathering helicopter. What followed were 13 12-hour days of aerial reporting.



The first look the nation had at Hurricane Katrina's destruction came from taped footage shot by Helinet Aviation Services. Flying behind Coast Guard helicopters, company owner Alan Purwin and chief technology officer J.T. Alpaugh reached New Orleans about two and a half hours after Katrina hit. They quickly surveyed the damage from the air and realized the historic importance of what they were witnessing.

"I felt it was important to report on what I was seeing. By trade I am not a reporter, but this disaster had to have a voice, so I started reporting," says Alpaugh who sat beside Purwin in the Cineflex HD equipped chopper.

"One of the first things we saw

was the amount of flooding, and it was substantial even before the levees broke," he recalls. "Numerous people were on rooftops trying to signal us by waving flags and towels and makeshift signs stating 'Help us.' People were on rooftops everywhere."

Initially, the pair flew to a fire burning in the marina on the south shore of Lake Pontchartrain. "There weren't just a couple of things to shoot," Alpaugh explains. "There were thousands upon thousands of things. You didn't know where to start."

For two hours the pair documented the immediate aftermath of Katrina. As fuel ran low, they flew to Baton Rouge, where they met up with a satellite truck. "Right as it went up, numerous networks were taking it raw," he says. "It wasn't five minutes after we had landed and the images were going out to world."

## Share and share alike: WPXL

**SNAPSHOT:** WPXL's transmitter site sits on the west bank in New Orleans, a higher area less prone to flooding. That left the station in a position to help the swamped local WDSU and WGNO stations get on the air after losing their transmitters to flood waters.



Debris-strewn roads limited access to WPXL's transmitter site, so it wasn't until Sept. 1 that Paxson vice president of engineering Dave Glenn and a crew made it to the site. When they arrived, the access road was completely blocked off with fallen trees. Working with a tower crew they had met in Tallahassee, FL, they cut and dragged trees for hours to clear the 1000ft transmitter access road.

When the crew made it in, the site's generator was barely running. It was almost out of fuel, so the first job was to fill the tank with fuel brought from Florida. Next, was a site inspection.

Before arriving at the site, the staff was confident the transmitter sustained limited damage. When they tuned to WPXL, all they saw was black. Their suspicion bore out. A damaged, misaligned STL had taken the station

off the air. A couple of hours of repair to the STL re-established the link.

Then Glenn could begin assessing the rest of the damage. "Our main NTSC antenna looked like it was bent; 3in HELIAX was wrapped around guy wires (see photo), and whole arrays of cellular antennas were destroyed," he says.

Prior to going in, Paxson had agreed to carry Hearst-Argyle's WDSU news coverage once the WPXL transmitter was operational. Taking down WDSU's signal at its operation center in Clearwater, FL, Paxson retransmitted it to its own transponder to be received at WPXL and transmitted to New Orleans.

A few days after getting WDSU on, Glenn and his staff returned to the transmitter site to assist Tribune Broadcasting's WGNO in putting the station up on one of its DTV subchannels. Tribune rolled in a satellite receiver at WPXL's transmitter site, and they put the station on the air.



# SNAPSHOTS

## On the road again: Harris Broadcast

**SNAPSHOT:** *Knowing the potential devastation Hurricane Katrina might inflict, Harris Broadcast readied a team to help broadcasters in the hurricane's sights. Tribune Broadcasting's WGNO in New Orleans benefited from that preparation.*

Following the blackout period after the hurricane, one New Orleans broadcaster in need of help was WGNO. A helicopter survey of its transmitter site showed a watermark 6ft high on the doors, indicating the transmitters had been submerged.

"The first priority was to get the analog WGNO on the air," says Joseph Seccia, Harris Broadcast's Katrina project manager. "Unfortunately, we did not have a transmitter in storage or on our test pad that was suitable."

However, WGNO's sister station WTIC in Hartford, CT, recently went on-air with a new PowerCD transmitter and donated its older unit. "In the digital transition era, we are often asked to convert analog transmitters to digital. The task with this transmit-

ter was the opposite," says Seccia.

Tribune contracted United Concrete Products to build two 8ft x 20ft shelters that would be shipped on air-cushioned trailers to New Orleans, where they would be joined to form a temporary transmitter structure.

As work progressed on the shelters, Harris got an exciter and re-tuned the WTIC transmitter. Before decommissioning the transmitter, it was changed in place. Then it was shipped to United Concrete Products.

"The other heroic vendor here was Dielectric," says Seccia. "One of the long lead-time items in a typical IOT transmitter installation is the RF system. A typical six-week item, they built in four days."

Managing this recovery project for



Harris has left Seccia with a valuable perspective on disaster response. "What's important in these situations," he says, "is learning to be as flexible as possible with what you have within reach."

## Anchors away: WLOX

**SNAPSHOT:** *With pieces of the station coming apart around them, the 50 employees inside the WLOX building in Biloxi, MS, managed to keep the station on-air, broadcasting vital information to the people of southern Mississippi during Hurricane Katrina.*

Throughout the day, we experienced hurricane force winds and at some point began to lose pieces of roof over the newsroom," says WLOX vice president and general manager Leon Long, remembering the day Hurricane Katrina made landfall. "We had to evacuate the newsroom, and then we began to lose some areas above the control room. Some of the roof began to disappear."

Things deteriorated even more when an STL tower outside the studio fell and unearthed a 64cu-ft block of concrete, which held a guy wire anchor in place. In the process of falling, the tower's guy wire did not break. As a result, the collapsing tower catapulted the massive piece of concrete — estimated to weigh 16,000lbs — through the second-

story roof of the building. Ultimately, it came to rest on the floor of an unoccupied sales office.

"As we started to lose pieces of the building, we moved to the center of building to find the safest possible spot," says Long. "There were 50 people in the building at the time." Through it all, the staff of WLOX kept the station on the air.

While the WLOX studio sustained severe damage, the station's transmitter 27mi away remained unscathed. Much work remains ahead for the station in rebuilding its studio, as it does for most of the station's employees whose homes were damaged or destroyed by Katrina.

In the immediate aftermath of the hurricane, station owner Liberty sent crews from other stations to Biloxi to give the exhausted WLOX



staff some relief. "We received a lot of help post Katrina," he says. "Had it not been for the relief crews, this ordeal would have been substantially worse."



# HURRICANE

## Sinking feeling: WDSU

**SNAPSHOT:** *New Orleans' WDSU temporarily handed its operations to sister-station WESH in Orlando, FL, as its staff moved to WAPT in Jackson, MS. The station resumed operations from Jackson for 10 days before moving to WESH. Photos courtesy Dan Highland.*



**A**fter disassembling edit bays and servers and moving them to the second floor of the station's studio the night before Hurricane Katrina struck, WDSU chief engineer Chet Guillot and two-dozen station employees waited in New Orleans.

By 6 a.m. Aug. 29, the station was feeling the full force of the hurricane. Guillot and a few others stepped outside into a protected alcove. "We'd never seen these kinds of winds before," he recalls. "They were taking 6ft x 8ft metal sheets, and the buildings were falling apart and flying through the air."

The crew was watching the tower camera when Katrina took the station off the air at 9:20 a.m. At noon they attempted to drive to the transmitter.

"We weren't even on the road six minutes, and the water in New Orleans was up to the roofs of residential houses," he says.

Unable to proceed, the group returned to the station. In an effort to learn whether Katrina had taken down the tower, Raymond Williams, a WDSU engineer, climbed an ornamental tower on the studio building with a digital camera in tow. From there, he snapped a picture of the station's transmission tower 7mi away.

Video from a helicopter revealed that the transmitter building was submerged beneath 5.5ft of water.

With nowhere to go, the station's crew spent the next few days re-installing the equipment on the second floor. On Aug. 31, the need to evacuate became clear. "There was no water in the building," he says, "but we didn't want to wait for it to arrive or have gangs break into the building."

## See ya later alligator: WGNO

**SNAPSHOT:** *Hurricane Katrina and the broken levees in New Orleans destroyed the transmitters of WGNO. The station moved critical news functions and personnel to WBRZ in Baton Rouge, LA.*



**W**e had just finished reinforcing our tower, hung new guy wires at the top level and a new antenna," recalls WGNO vice president and general manager Larry Delia. "After Katrina, we found a small alligator, nutria and fish stuck in chain link fencing around the building. The building and its contents are a total loss."

On Saturday, Aug. 27, Delia called Rocky Daboval, general manager of WBRZ in Baton Rouge, LA, and worked out an agreement to allow his news department to work from WBRZ. With satellite trucks on their way from Houston and Dallas, backhaul of their signal to WGNO's transmitter would not be a problem.

At 2:30 p.m. Sunday, WGNO moved forward with its plan. Five hours later, all but a small contingent of journalists and engineers who volunteered to

stay behind were in Baton Rouge to resume their work.

"We ended up integrating both news staffs," says Delia. "It was unprecedented putting two news staffs together that had nothing to do with each other and for eight days put the joint product on my station and theirs, as well as streaming on our Web site."

Relying on others for help extended beyond WBRZ. In an effort to get his station back on the air in New Orleans, Delia made a personal appeal to the president of Entergy, the regional utility, to re-establish service to the New Orleans World Trade Center, where the station had an old transmitter. Within a day, power was flowing, and 12 hours later WGNO engineers had the old unit operational.

Today, WGNO produces its newscasts from two double-wide trailers parked next to its old headquarters. The station's building won't reopen, and a new studio is 18 months away.



# SNAPSHOTS

## An ounce of prevention: WWL

**SNAPSHOT:** *Belo-owned WWL stayed on-air in New Orleans throughout Hurricane Katrina. Although rising flood waters came within a few blocks of its studios and forced personnel to relocate, the station's transmitter building and tower remained intact.*

**E**ight years ago when WWL director of technology and broadcast media Rick Barber moved to New Orleans, he quickly realized something many Big Easy natives lose sight of: The city is below sea level.

"When you are in New Orleans, you are sitting in a bowl with water around it," he says. That knowledge and the opportunity to redesign the station's transmitter site to prepare for digital broadcasting gave Barber the chance he needed to extract WWL from the bowl.

Drawing on U.S. Army Corps of Engineers' studies about the effect hypothetical hurricanes would have on New Orleans, Barber began his transmitter site design. "After I read that data, I became even more concerned about the vulnerability of our studio and transmitter site to the effects of a severe hurricane," Barber says.

His design called for the transmitter building to be elevated on concrete columns 14ft high. He specified solid concrete, tilt-up walls and a double-T concrete roof.

Envisioning loss of utility service after a hurricane, he specified an additional elevated concrete room to house a 1MW generator with a 1500 gallon feed tank and a separate 10,000 gallon reserve tank. To protect the station's new 1049ft tower, Barber insisted it be built to withstand maximum foreseeable wind speeds.

Uneasy about the vulnerability of the station's headquarters in the French Quarter, Barber added a room to the transmitter building to serve as a small production space to keep the station on-air if a hurricane knocked out its studios.

As it became clear Sunday, Aug. 28, that Hurricane Katrina would strike New Orleans, the station executed its emergency plan. Barber and a small group, including talent and produc-

tion personnel, drove to the mass communications department at Louisiana State University (LSU) in Baton Rouge, LA. After meeting an SNG truck sent from KHOU in Houston, the crew set up an auxiliary studio and a satellite link directly to WWL's transmitter site.

The station sent another crew and talent to the transmitter production room. The setup allowed the station to stay on the air while staff at the main studio could evacuate to a downtown hotel.

For 36 hours, the LSU crew helped keep the station on the air in New Orleans. However, as WWL's evacuated staff began to assemble in Baton Rouge, it became clear a bigger facility was needed. Working out an arrangement with Louisiana Public Broadcasting (LPB), the station set up a temporary facility at the LPB studios in Baton Rouge.

As the WWL news team settled in at LPB and continued its coverage, Barber — escorted by a Belo-hired security team armed with semi-automatic rifles — returned to the transmitter site with a fuel truck to top off the generator's tanks. They met with no problems.

Once Katrina had done her worst, Barber and assistant chief engineer Bob Grass worked with other engineers and technical staff to assess and repair damage to the site. The whole experience has left Barber with a tremendous sense of admiration for his fellow WWL employees — 75 percent to 80 percent of whom lost their homes during the hurricane.

The hurricane has also impressed upon him the vital role of over-the-air broadcasting. "The FCC needs to understand the importance of local over-the-air broadcasting in times like this," he says.

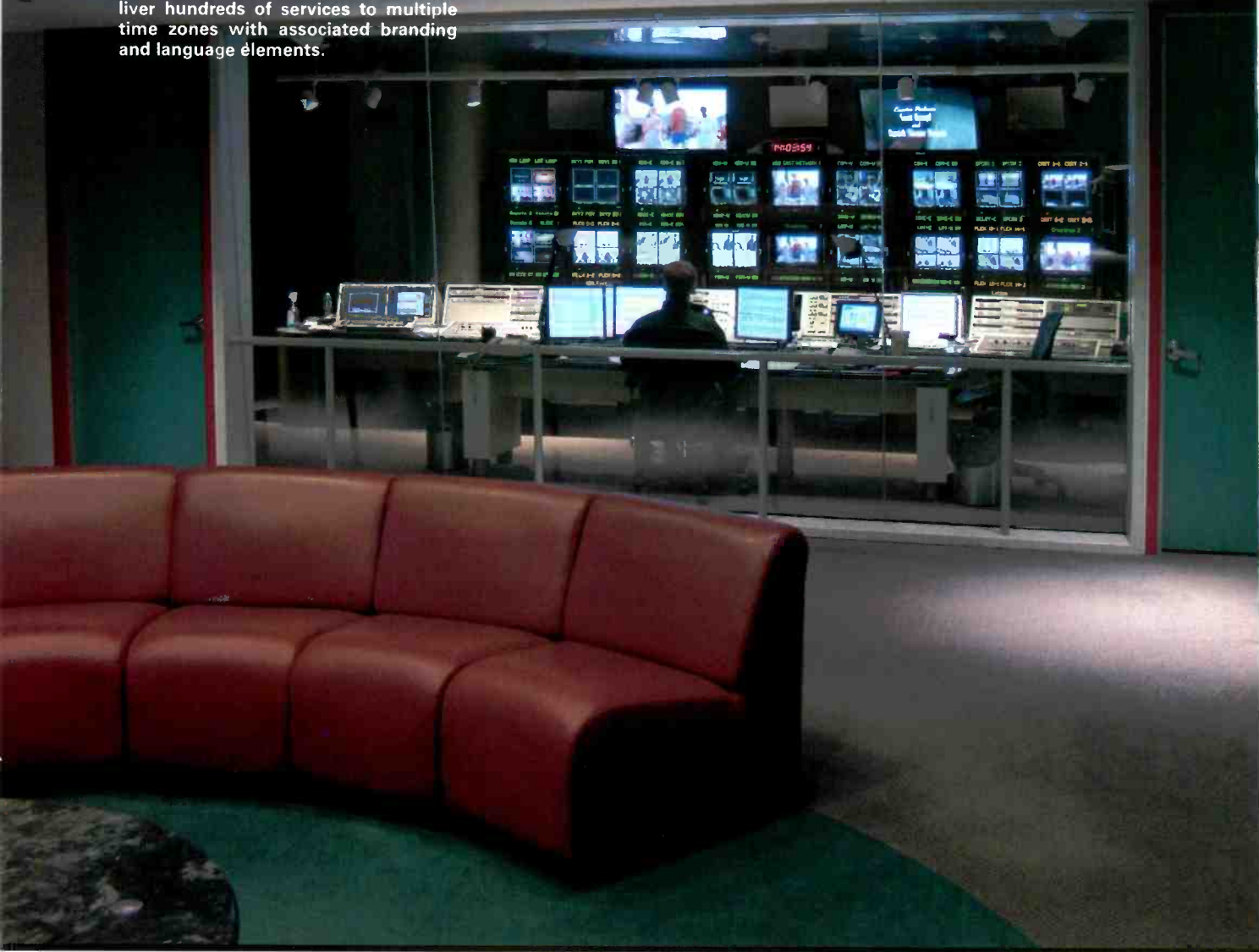
Above all, the experience confirmed



the fundamental truth of a motto Barber learned as a young man. "I was taught in Boy Scouts to be prepared, and it paid off," Barber says. **BE**

*Phil Kurz authors several Broadcast Engineering e-newsletters, including "News Technology Update," "HD Update," "RF Update" and "Sports Technology Update."*

Harris Automation, along with Leitch servers and routers, provides the backbone for HBO's expansive playout facility. These systems enable HBO to deliver hundreds of services to multiple time zones with associated branding and language elements.



# The bottom line on automation

| BY CHRIS LENNON |

It wasn't so long ago that broadcasters first recognized the value of master control automation. In those early days, the key benefits included more reliable playout of commercials and fewer on-air mistakes. Oh, did I mention needing fewer operators? While the later factor may have been the key "unspoken" driver in the purchase of those early systems, that's no longer the case.

Today, broadcasters are looking for ways to deliver more media over more channels, of course without increasing staff. While the early driver of broadcast automation was primarily lower operating costs, the goal today





## Outstanding in the field.

**Outstanding TV measurement performance is finally available in a compact, portable package.**

The unique new R&S FSH3-TV gives you all the functionality you need for demanding TV broadcast and cable TV system field service measurements. It's compact, portable, and battery-powered, and works in almost any lighting conditions.

The R&S FSH3 TV is a combination spectrum analyzer and full-featured TV measurement demodulator. It comes with TV measurement software, pre-amplifier, and tracking generator. It weighs just 6 pounds, and is tough enough for the demands of daily use. It's outstanding in the field.

The R&S FSH3 TV gives you everything you need in the field, at a very reasonable price:

- Spectrum analysis to 3 GHz
- Digital TV measurement demodulator
- Battery-powered field portability


It supports analog and digital broadcast and digital cable standards used throughout the world.

Call us to find out more.



**ROHDE & SCHWARZ**

[rohde-schwarz.com/USA](http://rohde-schwarz.com/USA) • 1-888-837-8772



The HBO Cinemax control room employs a Harris ADC-100 to manage the multichannel Cinemax services.

is often additional revenue.

The harsh reality facing broadcasters is that the marketplace is increasingly fragmented by competing fare not just from the traditional players — cable, satellite and now telco — but also from new entertainment sources. These new competitors for the traditional OTA eyeballs include the Internet, video games, home theater, portable video/audio (MP3) players and other entertainment options. If that's not enough to make you cringe, under the current FCC must-carry rules, the cable and satellite companies, who control the pipeline to more than 70 percent of your viewers, are not required to carry any of your secondary DTV channels. What is a station manager to do?

### Show me the money

The key to profitability in this highly competitive environment is for stations to repackage and repurpose

digital and heritage content. Stations must fill their DTV channels with such unique, innovative and valuable programming that cable and satellite services will choose to carry those channels — and viewers will watch them.

Enough of the challenges. Let's focus on the opportunities. Broadcasters

enable viewers to request more information using their remote controls.

- *T-Commerce*. These programs and spots enable viewers to purchase a product or service via their remote.
- *Advanced EPGs*. New guides could be advertiser sponsored.
- *Video on-demand*. VOD enables viewers to search a menu of program

## To fill these secondary DTV channels, stations must explore and embrace new programming models that can attract today's media-savvy viewers.

now have multiple channels in which to deliver content to viewers. To fill these secondary DTV channels, stations must explore and embrace new programming models that can attract today's media-savvy viewers. Here are a few possible new revenue-producing streams.

- *Interactive advertising*. These spots

choices and select a title to watch from that list with their remote.

- *Dynamic pop-up ads*. These moving video ads, snipes or promos pop up on the screen during a program to ensure it will be viewed, even if a DVR is used to skip commercial breaks.
- *Streaming video over the station's Internet site (sponsored, of course)*.



• *Mobile TV.* This requires reformatting, new resolutions and post-production. An estimated 125 million mobile handsets will be video-equipped within five years. Who has the hottest content — news and weather? Broadcasters!

Most of these new opportunities will require additional investment. Unfortunately, many broadcasters are still reeling from the money they have already spent on their DTV operations. For that reason alone, many are hesitant to invest again until they see how profitable DTV broadcasting is going to be.

### Secret is in the workflow

In order to exploit new DTV programming opportunities, attract new audiences and generate additional revenues, broadcasters will need to make further investments in both

automation and digital asset management (DAM) systems. While this capital outlay may be expensive, a solid return on this investment (ROI) can be realized within as little as 12 months.

## An estimated 125 million mobile handsets will be video-equipped within five years.

Getting to that ROI comes down to:

- Automating time-consuming processes such as ingest, which consume huge amounts of manpower.
- Automating the time-intensive process of finding the media you do have, assuming it resides on servers and other digital storage systems.
- Automating costly, mundane but necessary tasks, such as dubbing tapes and transcoding media files to different formats and resolutions.

• Eliminating redundant efforts through centralized storage and media management. Centralized ingest, quality control and edge servers can save enormous amounts of manpower for group stations.

• Preventing costly broadcast errors, such as missed commercials because of missing assets, improper timing or incorrect metadata.

• Managing captioning, EBS, video programs description, PSIP and other data services. This will become a huge problem for stations as they begin multichannel operations.

### The key is metadata

The enabler of all of these and



## The new OmniBus Colossus v3 Automated Transmission Suite

**OMNIBUS**<sup>®</sup>  
Innovate | Integrate | Deliver


[www.omnibus.tv](http://www.omnibus.tv)

303 237 4868  
USsales@OmniBusSystems.com  
1536 Cole Boulevard, Suite 165  
Lakewood, CO 80401

A perfect mix of affordability and high functionality for playout centers of all sizes

- Dynamic device allocation across multiple streams
- Timeline-based track displays to show multi-layered events
- Fully-featured item preview from either offline or live schedules
- OPUS Content Management integration at all levels of the transmission workflow
- Flexible Desktop displays for customizing user workstations and enhancing user operations

# HBO



Workflows that leverage media metadata provide an efficient means for managing encoding and delivery equipment. HBO uses Harris systems to automate the process of converting movies into different formats as part of its distribution operations.



The Harris ADC-100 provides dual comprehensive redundancy management and failover capability.

even more functionality is metadata. Metadata is the hook that enables intelligent broadcast automation and DAM systems to make critical decisions about everything from ingest, to playout, PSIP generation, captioning and EBS — all the way to archive storage and retrieval.

Once the broadcast facility is equipped to define and handle metadata, the next step is to increasingly automate the broadcast workflow. Typical operational tasks include media ingest, video and audio format conversion, media movement, quality control checks, and play-to-air.

When media arrives at the station — whether it is a live satellite feed, a videotape or a digital file — it is typically accompanied by metadata that describes the content. Ideally, both the media and associated metadata are automatically ingested simultaneously, and the two remain associated throughout the content handling workflow process.

Unfortunately, there isn't really a "how to" metadata standard for broadcast automation and asset management. In fact, there isn't even an "official" metadata dictionary. This means that each station needs to carefully consider what metadata is needed, how to define the fields and then map this information to the tasks that need to be completed.

Typically, metadata provides such identifying information as the program title and type, video format, run-time, house number and perhaps usage rights. All of these characteristics must be understood by both the humans and the equipment in your station. Only then can the technology manage the broadcast workflow that must take place in an efficient, automated way.

For example, if the metadata indicates the incoming commercial is 00:00:29:16 long, then an automation system can automatically ingest that media without needing to have an operator manually time it.



# Under A Whole New Light

## RF & L-Band Fiber Optic Links



### Multiple Receiver Card Cage

Description	Model Number	Frequency
Card Cage	OCC-1	
Power Supply	PS-OCC-1	
L-Band Receiver	OCCR-103000-1	10-3000 MHz
L-Band Transmitter	OCCT-103000-1	10-3000 MHz
C-Band Receiver	OCCR-3442-1	3.4-4.2 GHz
Broadband Receiver	OCCR-95012750-1	0.95-12.75 GHz

The MITEQ Fiber Optic Card Cages are capable of supporting up to ten individual receiver modules at all of the covered frequency bands. The card cage features hot swappable connection and summary alarm contacts for each module. The card cage can be ordered with up to ten receiver modules at any available frequency or any combination of L-Band transmitters or receivers.

### One Third Rack Unit Fiber Optic Transmitter and Receiver

#### Fiber Optic Link Models

Model Number	Frequency
OL-103000-1	10-3000 MHz
OL-3442-1	3.4-4.2 GHz
OL-95012750-1	0.95-12.75 GHz

#### Fiber Optic Transmitter Models

Model Number	Frequency
ORT-103000-1	10-3000 MHz
ORT-3442-1	3.4-4.2 GHz
ORT-95012750-1	0.95-12.75 GHz

#### Fiber Optic Receiver Models

Model Number	Frequency
ORM-103000-1	10-3000 MHz
ORM-3442-1	3.4-4.2 GHz
ORM-95012750-1	0.95-12.75 GHz

For additional information please contact Chris Alfenito  
at (631) 439-9108 or calfenito@miteq.com



100 Davids Drive, Hauppauge, NY 11788  
(631) 436-7400 FAX: (631) 436-7431

[www.miteq.com](http://www.miteq.com)





Rainbow Network Communications uses Invenio, Harris' media asset management system, to manage the programming and distribution of material for 14 cable network clients.

Considering the amount of programming that pours into the typical station, just having this key piece of information can save tremendous amounts of time and free personnel to perform more important tasks.

A good illustration of how metadata can facilitate a broadcast workflow is shown in Figure 1. The five basic steps show media moving from ingest through file conversion, storage, traffic and delivery to a playout server. Such a workflow is seamless, efficient and operates in the background, leaving the station staff free for other duties.

In addition to the typical OTA playout, other workflow tasks should be handled by the automation platform. This workflow centers on the creation and post-production of content for new delivery platforms.

The automation system should be

# 2GHz Relocation Solutions

We Proved it...

Two 6 MHz Live Shots...  
One 12 MHz Channel

Available NOW!



*Don't just replace – upgrade to the best!*

**Easy-to-use products**

**Superior warranty / service plans**



BROADCAST MICROWAVE SERVICES, INC.

12367 Crosthwaite Circle  
Poway, CA 92064 U.S.A.  
www.bms-inc.com

Tel: +1-858-391-3050  
Toll Free (U.S.): 800-669-9667  
Fax: +1-858-391-3049  
E-mail: dept100@bms-inc.com



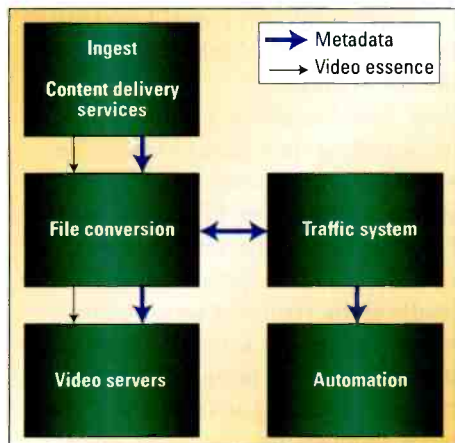


Figure 1. The key to monetizing broadcast content is an integrated metadata flow. The appropriate data must be captured at ingest or generated as the content is produced. For defined media to be fully monetized, the metadata must be accurately maintained through the entire production and transmission process.

able to generate the proper versions and formats for mobile and webcasting operations. These tasks should automatically take place in the background, merely providing reports to the system operators that all the needed versions have been generated and are ready for air or that operator intervention is needed.

### FCC requirements

The expansion of DTV means a wealth of new information must be transmitted. These requirements center on generating captions, visual program descriptions, transmitting proper EAS announcements and PSIP.

The FCC has fined several stations this year for failure to provide proper captioning, or permitting excessive commercials in defined children's-programming hours. A properly-implemented automation system could have monitored these operations and either generated the needed captions, prevented the broadcast of too many commercials in kiddie shows or signaled the need for operator intervention.

A station's PSIP signal will increasingly become critical to viewership, and stations will want to be sure

their listings are correct and up-to-date. When last-minute changes in programming occur, the automation system should automatically update the PSIP schedule.

With multiple 24-hour channels now the norm, there is no practical way for a station to ensure FCC compliance for all of these requirements

without the support of a metadata-equipped automation system.

### The need for DAM

To take full advantage of new DTV opportunities, broadcasters will need to make yet another investment in powerful, sophisticated digital asset management capabilities. These new



## Does your news archive look like this? (it doesn't have to.)

Finally, the world has a practical alternative to tape libraries! Introducing NewsCat, the affordable, integrated cataloging and archive solution for news. With tight integration to newsroom computer systems, video servers and nonlinear edit rooms, NewsCat archives news stories and makes them easily searchable for reuse.

Automation just got easier.



www.crispincorp.com sales@crispincorp.com 919.845.7744

systems will need to be integrated with the station's broadcast automation.

To achieve maximum workflow benefits, it's vital that the asset management system and broadcast automation products be open, integrated, modular, scalable and Web services-enabled. Using open standards ensures that rich media files will move

along the workflow pipeline automatically and efficiently.

In addition to being able to keep the day-to-day operation humming along, an effective DAM should perform the indispensable job of maintaining and updating the vital metadata associated with every media file that is created. Even if you don't want

to air that particular piece of content today, you may need it later. Will you be able to find it?

For broadcasters with large libraries, searching for a desired media file without a proper asset management system is like looking for a needle in a haystack. In the time-sensitive broadcast business, time spent searching for media assets results in lost opportunities. The faster a sought-after piece of media can be found, the sooner revenue-producing decisions can be made about its use.

### Keeping metadata current

Every day a TV station receives perhaps dozens of commercials, ENG news feeds, live and taped network feeds, and special interest programming, such as video news releases or infomercials — all of which have important metadata attached.

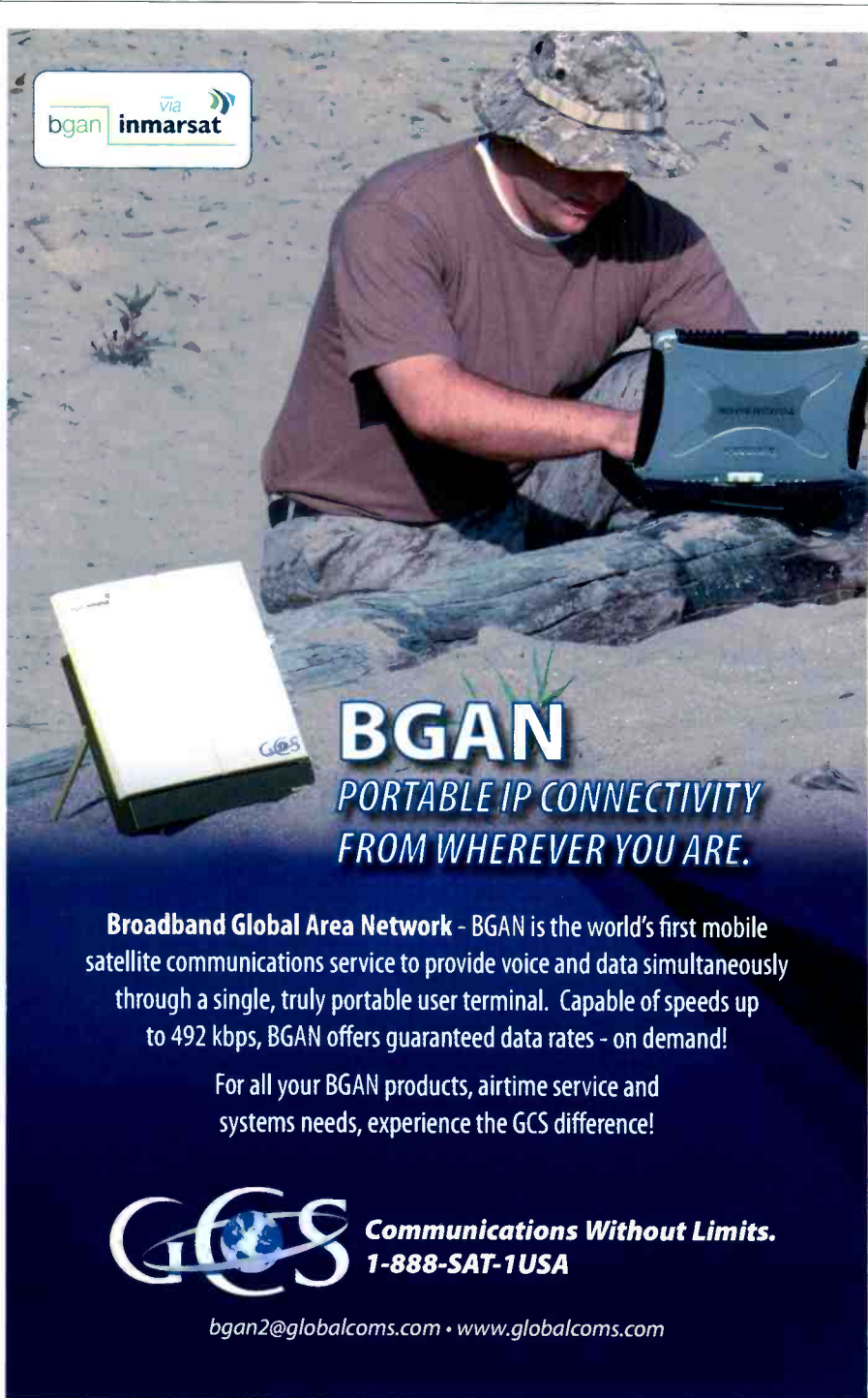
As the media arrives, a sophisticated DAM solution should be able to update the media's own metadata records by adding any house numbers or identifiers, all without human intervention. Once the DAM system is able to generate and update metadata to both traffic systems and

**Time spent searching  
for media assets  
results in lost  
opportunities.**

automation systems automatically, then operators don't need to get involved. The result is fewer errors.

Without this level of integration between a DAM and modern automation system, broadcasters will find it impossible to physically handle all of the tasks related to tracking and managing their ever-growing media archives.

Archives are no longer those dusty, old, barely-labeled tapes in a back room. Today's archive may consist of terabytes of data — all invisibly recorded onto a server. Without a good



**bgan** via **inmarsat**

**BGAN**  
PORTABLE IP CONNECTIVITY  
FROM WHEREVER YOU ARE.

**Broadband Global Area Network** - BGAN is the world's first mobile satellite communications service to provide voice and data simultaneously through a single, truly portable user terminal. Capable of speeds up to 492 kbps, BGAN offers guaranteed data rates - on demand!

For all your BGAN products, airtime service and systems needs, experience the GCS difference!

**GCS** Communications Without Limits.  
1-888-SAT-1USA

bgan2@globalcoms.com • www.globalcoms.com



DAM, there is no way to monetize that investment.

### Building an archive

The process of ingesting a station's existing, tape-based media assets to digital media archives, complete with metadata can seem a monumental process. Some stations may choose to not do so.

Broadcasters also may hesitate to commit to a DAM solution for fear that their investment in building a digital media archive with their chosen metadata method will become obsolete. While it's true that some DAM solutions are closed and proprietary, others are open-stan-

**Without a good DAM, there is no way to monetize that investment.**

dards based, allowing broadcasters to configure their metadata in any manner required.

Ideally, the most seamless interface might result from a single-vendor DAM, traffic, and automation solution. In reality, most installations are hybrids, with bridges between the various components.

### The bottom line benefit

Initially, the digitization of rich media was seen as simply better quality pictures. Today, savvy broadcasters realize that digital media affords them many new benefits beyond a pristine picture. This includes the ability to develop new products and channels along with revenue options that never existed in analog. Stations can now produce, manage and transmit media to additional OTA broadcast channels, station Internet Web sites, VOD and mobile video applications.

For those stations willing to step to the plate by investing in integrated automation and digital asset man-

agement tools will be well poised to provide these new services — and reap the accompanying profits. The time to begin considering these opportunities and how your station will take advantage of them is now. **BE**

*Chris Lennon is product manager, Automation Solutions, Broadcast Communications Division, Harris.*

## ATTENTION READERS!

Sign up now for  
**BroadcastEngineering's**

*Automation Technology Update*  
e-newsletter

at [www.broadcastengineering.com](http://www.broadcastengineering.com)

# Over 1,000,000,000 seconds of precision timing



**W**HEN you require the best, most accurate in precision timing look only to ESE. Designed for "Precision Timing", ESE Master Clocks & Accessories have been the industry standard for over three decades.

Whether using GPS, WWV, Modem, Crystal or line frequency accuracy – all ESE Master Clocks can drive digital or analog slave clocks, as well as interface with video and/or computer based systems. Call or visit our web site for more details.

• 3-Year Warranty •



142 Sierra Street • El Segundo, CA 90245 USA  
Phone: (310) 322-2136 • Fax: 310.322.8127

[www.eseweb.com](http://www.eseweb.com)

# The challenges of simultaneous HD and SD delivery



**T**oday, we are experiencing a rapidly evolving television viewing experience. The analog-to-digital evolution from SD to HD system adoption is occurring. It is believed that 100 to 120 stations per year add — and ultimately transition their operations to — digital production and distribution methodologies. We are in the early stages of the changeover cycle. Broadcast entities tend to go in 10-year cycles, and this transition is proving to be no different. Two years down, eight to go.

## **SD and HD adoption**

We are in the amazing midst of high-

Figure 1. Image displayed in its correct aspect ratio on a 16:9 screen with a center cut for 4:3 viewing (top). Below that is the same anamorphic image displayed on a 4:3 screen.

quality, lower-cost HD video appearing in the marketplace at both the consumer and professional broadcast

levels. There is already a significant use of HD video for broadcast documentary work. And the availability



simple

assembly... durability... value

## Fastest XLR Assembly in the World!

### The AAA XLR Connector

Another first from Switchcraft...the quickest, easy-to-assemble XLR connector available today. The 2-piece construction of the AAA XLR Connector saves time in assembly, and increases your job efficiency.

And second...the all metal, RF shielding body is made with Switchcraft durability.

Put them together and you have a new level of value in critical components!

- Integral strain relief locks cable in shell, while 4 barbs comfortably adjust to cable diameter.
- Exclusive one-piece head with solder pots.
- 2-piece, all-metal, RF shielding construction.
- Available with:
  - 3 to 7 pins, gold or silver plated contacts
  - Black or Nickel finish

Visit [www.switchcraft.com/aaa.pdf](http://www.switchcraft.com/aaa.pdf) for detailed information on the new AAA XLR Connector.



# Switchcraft™

www.switchcraft.com

5555 N. Elston Ave. • Chicago, IL • 60630

ph: 773.792.2700 • fx: 773.792.2129

and economic hurdles of shooting some form of HD are no longer barriers to adoption.

Similarly, as more stations offer HD broadcasts, we will naturally see the

- People are much taller and skinnier.
- Titles and credits disappear off-screen.
- The wide vistas of such a classic are terribly compromised.

## The solution for the producer is to shoot for the 16:9 aspect ratio but protect the important aspects of the image for the 4:3 aspect ratio.

creation of HD-originated programming. Whether or not we experience the immediate cutoff of SD broad-

Figure 1 on page 88 is an example of the obvious effects of improperly displaying the original aspect ratio

- What resolution is required?
- What format should be used?
- What frame rate should be used?
- What aspect ratio should be used?
- How will I derive my HD and SD masters?
- How will graphics, titles and credits be created?
- How will program interchange with rest of world be accomplished?

These questions demand television content producers closely examine the distribution format necessary for both a domestic and worldwide audience. When one takes into account



Figure 2. The figure at right is an obvious distortion of shape and elements that occurs when a graphic originally created for 4:3 (shown at left) is stretched to fit a 16:9 display.

casts, today's television program makers will constantly be reminded of the complexities of feeding both SD and HD audiences.

### Challenge: Legacy

Anyone who has watched a classic epic, such as "Lawrence of Arabia," shot in an amazing aspect ratio of 2.20:1 on a 4:3 television screen can attest that the experience is less than desirable. A number of objectionable artifacts are present:

- Conversations take place between people while you see only one person.

of an image. For the viewer, the solutions are to either view the letterboxed material in its original aspect ratio on the 4:3 screen or to enjoy it with considerably less letterboxing on a 16:9 screen.

### Challenge: Today's programming

Some of the pertinent questions to consider when one is faced with original productions for today's television marketplace include:

- What is the application? News, documentary or film?

the number of distribution formats that are necessary and that may have different aspect ratios, frame rates, resolution requirements and language requirements, it is not unusual to find that upwards of a dozen actual distribution masters become necessary.

Current acquisition and post methodologies for news programming do not demand a change in frame rate. It is expected that content will continue to be acquired at 29.97fps for news applications. Certainly, there will be a migration from 4:3 to 16:9 aspect ratio support.



## Creative challenges and issues

The producer who is faced with creating a program for 16:9, 14:9 (in the United Kingdom) and 4:3 aspect ratio consumption must consider what origination format and aspect ratio to use. If the program is shot in a 16:9 aspect ratio, how will the 4:3 master be derived? What happens to editorial timing? If we see a character enter the frame in the 16:9 version, it could be several moments (seconds) later that we see the character in the 4:3 version. What aes-

exist, they are decreasing in frequency, and it is extremely rare to find HD-originated television programming with a pan and scan version for obvious economic reasons.

## Graphics, titles and credits


There are similar aspect ratio and

placement considerations for the creation of graphic elements and titles that are often overlooked. If a production has originated in 16:9 and is deriving a 4:3 center cut, the creation of all graphic elements should ideally be accomplished in two separate stages.



thetic issues suddenly become important considerations?

The woman cut out of the right image in Figure 1 on page 88 is an example of what can occur when the original aspect ratio of the acquired image does not take into account the display format. The solution for the producer is to shoot for the 16:9 aspect ratio but protect the important aspects of the image for the 4:3 aspect ratio. In so doing, the producer can then derive a 4:3 center cut from the 16:9 image for 4:3 SD viewing. While pan and scan versions of feature films



## Smart Call.

With Sundance Digital automation software, good broadcasting also means improved business results — more efficiency, greater accuracy, increased productivity and higher profitability. Now, how smart is that?

The secret lies in managing digital workflow. By integrating digital television and information technologies, our automation software handles the core operations of your broadcast business. This Digital Workflow Management helps you perform the same complex tasks you're already doing. Only with greater speed, more control and unprecedented flexibility.

That not only improves your on-air product, but also your bottom line. Just the kind of thinking that makes Sundance Digital the smartest call in the business.

**SUNDANCE**  
DIGITAL

BROADCAST AUTOMATION SOLUTIONS

[www.sundancedigital.com](http://www.sundancedigital.com)

972.444.8442

Originating titles and graphics in 16:9 and then resizing to 4:3 (or vice versa) has been the method budget- or time-challenged producers have relied on. (See Figure 2 on page 90.) However, it is much more desirable to generate two sets of original graphics elements for both 16:9 and 4:3 transmissions.

### The four dimensions of a format

The ultimate goal for producing content for television is to master once and derive all required formats from a single master. There are four dimensions for us to examine:

- **Resolution.** Whenever possible, acquire content in the highest possible resolution matched to the resolution that will be required for distribution. If the ultimate goal is an uncompressed 1920x1080 HD master, all attempts should be made to acquire at that resolution.
- **Aspect ratio.** For simultaneous television delivery of content in both 16:9 and 4:3 aspect ratios, it is desirable to acquire in 16:9 and protect for 4:3 transmission via a center cut.
- **Frame rate.** Which frame rate should we acquire at? 24fps, 25fps or 29.97fps? For purposes of program interchange,

at the non-news level, the most logical choice for program mastering is 24fps. It is interesting to note that while news production will continue to maintain its 29.97fps heritage, this may undergo re-examination. As videotape acquisition for news decreases, and as the broadcast infrastructure migrates to a data-centric one, will 24fps adoption be considered?

• **Scan method.** Interlaced or progressive? A progressive scan method allows for the superior derivation of interlaced deliverables. The converse, deriving a progressive master from an interlaced master, requires conversion methods that may yield objectionable spatial and temporal artifacts.

Through the use of a 16:9 HD 24-frame progressive master, one can then derive all NTSC, PAL and 4:3 deliverables. Graphics should be originally composed for both 16:9 and 4:3 aspect ratios. Through the use of template-driven proxies, even on-the-fly substitution of aspect ratio correct graphics can be accomplished. A template-driven proxy allows a content distributor to insert the appropriate graphics (either the 4:3 set or the 16:9 set) as the program is being aired. This is accomplished through the use of triggers within the template that refer to a lookup table of graphics.

### The changing delivery and viewing experience

As we create content for the HD and SD television marketplace, we will certainly face issues as we encounter the changing distribution and viewing experience. When we begin to view content delivered to us over IPTV and when we view content on portable devices such as telephones and digital signage venues, a new host of challenges becomes apparent. What we call the television marketplace today will change rapidly in concept and definition in the near tomorrow.

**BE**

*Tom Ohanian is senior director for Autodesk Consulting Media and Entertainment.*

# DTG

DIGITAL TRANSACTION GROUP

## Test Your Knowledge

The Xe Automation system below takes up 11 rack units. How many channels will it support?

A. Two channels      C. Eight channels  
B. Four channels      D. All of the above



◀ LAN Networking  
◀ 32 Serial Connections  
◀ XDS Device Server  
◀ Xe Database Server  
◀ Xe Workstations

**Lower the total cost of ownership**  
Non-proprietary, off-the-shelf hardware  
All workstations have same configuration  
Standard networking and cabling

**www.dtgtv.com (512) 837-3737**  
\* The correct answer is D.

## The preferred format for HD and SD television delivery

In order to meet the needs of today's and tomorrow's demanding market for television program delivery, it is desirable to:

- Acquire in the highest possible resolution.
- Acquire in a 16:9 aspect ratio.
- Acquire at 24fps for TV and convert to 29.97fps. News remains at 29.97fps for acquisition.
- Acquire in progressive scan.





**If IP  
Broadcasting  
and the  
transport  
of digital  
motion images  
were made any  
easier, they'd  
do it themselves!**

**Come to the SMPTE Advanced Motion Imaging and VidTrans VSF Joint Conference, January 30 - February 1, 2006, in Hollywood California. We're going to make it easier for you to understand the latest in IP and Motion Imaging Transport and Storage technologies, including:**

- Acquisition Systems
- Bridging between serial digital and packet-network broadcast infrastructure
- Compression Systems for Advanced Motion Imaging Systems
- Digital Master control centers, multicasting and central-casting
- Effects of IP QoS on triple-play - Delivery to the home
- Image display technologies
- IP transport of "Professional" Video
- Is ASI a dead end technology?
- Metadata, content descriptors and wrapper technologies
- Networked Television - Networked Television versus TV Networks
- Studio Digital Infrastructure: What is next, beyond HD-SDI?



**For more information, go to [www.smpte.org](http://www.smpte.org)**

# Panasonic's VariCam:

## An industry workhorse

BY BARRY BRAVERMAN

**P**ro shooters have come to swear *by* it and not *at* it — a remarkable achievement in itself for a complex electro-mechanical device. The Panasonic VariCam has earned its reputation as an industry workhorse, performing with great reliability while producing superb images under extreme conditions.

The camera's natural fall-off of image contrast and color saturation in

with most HD cameras, including the VariCam for that matter, is the tiny viewfinder that fails to provide sufficient reassurance of focus during normal camera operation. It's only logical that the shooter/engineer uses a large enough monitor to see HD's higher resolution and what the heck he or she is recording.

The VariCam akin to most broadcast cameras features a dual filter wheel

as the Sony HDW-F900, which features interlace-type imagers. Variable frame rates from 4fps to 60fps in 1fps increments are selectable now in the camera via a USER button, giving the shooter additional flexibility in higher-end commercial and documentary production.

During my nearly 20 years at the National Geographic, I recall very few scenes (other than sync interviews)



The VariCam AJ-HDC27H permits instant changing of frame rate via a USER button on the side of the camera. Two assignable USER buttons are provided in VariCam models. Photo courtesy Panasonic. All other photos ©2005 by Barry Braverman.

the shadows has always been a notable advantage; its DVCPROHD 100Mb file size also proves more practical and manageable than other HD codecs on desktop workstations and servers. In many ways, however, the camera is still a work in progress. Indeed, low-light performance and noise issues have been addressed in the latest VariCam model — the AJ-HDC27H.

### Basic setup

As is the case when working in the HD arena, the camera's setup requires a sufficiently large monitor (15in or more) to properly assess focus, detail level and colorimetry. My pet peeve



Shooting in bright daylight at small f-stops can produce noisy low-contrast images devoid of life. Your camera's exposure control filters can help by enabling a larger iris setting — an important strategy for VariCam and HD shooters in general.

that should be positioned to reflect ambient lighting conditions. Tungsten (3200° K), daylight (6300° K) and mixed illumination (4300° K) settings are provided along with the usual exposure control filters: clear, 1/4 ND, 1/16 ND and 1/64 ND. In general, shooters should use the strongest ND possible in order to achieve the widest aperture setting. This will help reduce the excessive depth of field condition as well as diffraction anomalies that lead to a significant loss of contrast.

The unit's claim to fame in many ways is its 720p imager, which allows variable frame rate flashing. This is a capability not found in cameras such



As a VariCam shooter, you earn your stripes everyday. Make sure you understand what the zebras are doing in your camera.

shot at "normal" 24fps speed. Shooting out of moving cars or capturing wildlife with long lenses usually demanded higher than normal frame rates just so subjects appeared normally paced on screen. In other words, the (film) camera's variable frame rate capability was not used solely, or even mostly, for slow-motion effects. The savvy shooter uses the camera's multiple frame-rate capability the same way — subtly, almost imperceptibly.

### Setting exposure

In simple terms, correct exposure reproduces white as white, gray as gray and black as black. The shooter targeting a white or gray card typically adjusts the iris while referencing



the camera's two sets of zebras. I usually set pattern 1 to 70 percent and pattern 2 to 98 percent. If you're confused by the jumble of diagonal lines covering the frame, you can disable the lower set; the upper pattern provides a reference to guard against clipping.

### Gamma drama

The VariCam 27H features three gamma curves, two curves for film output and film-like video output, and the traditional video gamma. In the menus, one can select FILM REC mode, which at 9.5 stops of latitude is optimized for output to film scanners. The VIDEO REC gamma also incorporates the extended dynamic range of film while ultimately anticipating output to the video sphere. While some users will appreciate the VariCam's multiple gamma settings, most broadcasters will prefer the standard video gamma for live programs, including sports.

Independent filmmakers and shooters of narrative fare generally will opt for the gentle toe and heel characteristic of cine-look. The cine-look gamma produces more gradations of gray in the shadow areas, which can be desirable as it often adds life to the darkest areas of the frame. On the other hand, the same shadows, if severely underlit, may appear washed out or noisy when lifted in this fashion. For this reason, an on-camera fill or frontal wash should always be considered, especially when shooting close-ups of talent, because overly dark facial shadows may exhibit substantial noise and unusual hue shifts.

The same drill applies for black stretch. If black stretch is applied too aggressively, random noise may bloom in the shadows and wreak havoc throughout a production. Such defects may appear trivial on a set's production monitor, but single-pixel artifacts often are amplified and can become serious troublemakers during subsequent compression to DVD or satellite.

### Grappling with noise

The AJ-HDC27H addresses the noise issue head-on (literally) as the new

imager and block lowers the noise floor considerably. The model achieves this in part through improved heat dissipation through the front of the camera. It feels warmer to the touch at the front of the housing, which is reassuring. It means the camera's redesigned signal amplifier and beefier heat sinks are doing their job.

Panasonic also reduced the noise previously apparent in the blue channel when shooting in low light. This was one of my criticisms of the 27F; the camera lacked flexibility under such conditions. In the updated model, an alternative low-light algorithm is provided for shooting weakly illuminated scenes. Under most routine conditions, shooters will still want to stay with the VariCam's normal compression scheme. For the occasional challenging setup at low or no light levels, however, the alternative setting provides superior results.

There's another dimension to this noise discussion as well. The camera now incorporates a more precise 12-bit DSP (as opposed to the 10-bit version in the previous model), so sampling is more accurate, and a greater amount of highlight detail can be retained. This means that hot areas of the frame such as an exterior window are less likely to appear blown out as the oversampled detail is squeezed into DVCPROHD's 8-bit gamut. The additional detail helps reduce the risk of noise appearing in these areas.

### More to gain

The camera allows a range of gain settings to boost (or reduce) the imager's analog signal. Levels of gain up to +30dB or higher (+36dB with super gain enabled) are possible albeit with dramatically increased noise that may negate any benefit derived in the first place from improvement in gray scale. Many shooters and engineers looking ahead to compression for DVD, satellite transmission or video on demand may want to use a negative gain of -3dB or even -6dB to suppress this shadow noise. But be careful: Blacks can become impen-

etrable at very low gain levels, so caution must be exercised.

A better and simpler approach in my experience is the use of a camera filter to lift dark areas of the frame. The Schneider Digicon or Tiffen Ultra Contrast filter can help transfer surplus highlight values into deficient shadow areas. In urban night scenes, the ultra contrast-type filter is one of the best things you can do to improve the look of your VariCam images. This applies as well to ENG-type footage frequently shot under such conditions.

### Conclusion

Many noise-related improvements in the AJ-HDC27H have their roots in Restrictions On Hazardous Substances (ROHS), a recently adopted mandate that has impelled manufacturers to redesign products in accordance



Night exteriors can be problematic due to noise appearing in underlit areas of the frame. The AJ-HDC27H addresses the noise issue in substantial ways.

with environmental concerns. Fortunately, Panasonic used the opportunity to address key performance issues, most notably the lowering of the noise floor in the VariCam imager. **BE**

Barry Braverman is a veteran cinematographer with more than 20 years experience in feature films, documentaries and music videos. He is currently serving as a digital media expert and consultant to major studios. His latest book, "Video Shooter," is available from CMP Books at [www.cmpbooks.com](http://www.cmpbooks.com).

## Telemetrics' robotic cameras at The Weather Channel

BY MICHAEL SMERESKI

On-camera meteorologists, technicians, operators and producers work in shifts to offer 24/7 weather coverage to more than 89 million homes in the United States. Last winter, The Weather Channel (TWC), headquartered in Atlanta, GA, decided the time had come to update its look. Logos, tag lines and the program line-up were spruced up. And a new studio set and on-camera talent were added. The big behind-the-scenes change was the decision to update its robotics control system.

tem heads were installed in studios 1A and 1B, where "Your Weather Today" and "First Outlook" are produced. A Telemetrics TeleGlide was installed in the new Studio 1C, home to the new "Weekend View." The track system and the camera pedestals are controlled by the the new Telemetrics control system.

### Five-location control

At the heart of the new camera control system is the Telemetrics CPS-ST-S studio control system software installed on dedicated computers next to the "Your Weather Today"

control all 17 cameras on the three systems from any of the five locations, calling up presets and making adjustments. Operators can also build story boards with the on-board GUI, store shots in memory, preview live video display and control the outdoor HD-HOU-W weatherproof housing and camera.

### Revamping two studios

For "Your Weather Today," three PT-LP-S3 servo pan-and-tilt heads with virtual studio interfaces and RS-422 control were deployed with three Ikegami HDK-75EXCF cameras. The



The Weather Channel's new Studio 1C uses the TeleGlide camera track system.



The camera system for The Weather Channel's new show, "Weekend View," is controlled by the CPS-ST-S.



This Ikegami HDK-75EXCF camera hangs from the ceiling in Studio 1C on a dual-rail track TeleGlide.

The original robotics system was installed in 1996 when TWC moved into the building. Last winter, we met

set and outside the "Weekend View" studio. CP-D-3A desktop serial control panels were installed in both of

setup offers operator-like moves with programmable, timed presets to start and stop all axes simultaneously.

On the set of "First Outlook," two additional servo pan-and-tilt heads and cameras are used, and four are placed between the anchor desk and chroma key sets. New Ikegami cameras were also added.

**The design allows operators to control all 17 cameras on the three systems from any of the five locations.**

with several manufacturers, looking for a company with a viable solution to merge and control three systems, including an existing camera pedestal, new track and new studio systems. The Telemetrics system offered the best fit for our needs.

New Telemetrics robotics camera sys-

these locations, which are the primary control stations, as well as in the two production rooms and master control room. All five control areas include pan-and-tilt and pedestal control, as well as DS-4 device servers for Ethernet transmission.

The design allows operators to con-

### New studio, new design

Perhaps the most innovative engineering feat was the custom-designed system for the new Studio 1C. The ECM-PT-S2 camera mount works like a Televator, but instead of being on the floor, it is connected to





To control the camera system, operators use the CD-D-3A desktop serial control with CPS-ST-S studio control software.

the overhead track system. The ceiling-mounted, 35ft, dual-rail track TeleGlide camera trolley system is servo-controlled for smooth operation with location feedback for pre-

set positioning and motion control.

An Ikegami HDK-75EXCF camera is attached to the track system with a PT-HP-S2 pan-and-tilt head with an ECM-PT-S2 extendable camera mount, which allows for more than 2ft of vertical travel. This offers additional camera shot options. And the wraparound cradle-type pan-and-tilt device allows the camera to be rotated directly on the center line. The extended arm allows for additional tilt range and camera orientation. An additional camera and pan-and-tilt head with camera control is ceiling mounted on a custom mount in the producers' area.

In addition to increasing range and speed, the new design incorporates the older pedestals into the overall control system. The Televator interfaces with two legacy pan-and-tilt and pedestal devices through the CP-D-3A, which adds a roving pedestal option. A DS-4 was changed to translate between the

Telemetrics protocol and the existing robotics system. And control was added to the CPS-ST-S. This blending of the old and new system has worked well, providing us with more camera angles and looks.

### The final product

Another advantage of the system is the control redundancy because it is both Ethernet and serial based (RS-232/RS-422). This allows easier workarounds when something goes down. Many of the necessary signals can be sent through the system using its control and signal capabilities, which cleans up the cabling and control system. The new Telemetrics camera robotics system allowed us to improve both the technical side and the look of our productions.

**BE**

*Michael Smereski is chief engineer for The Weather Channel.*

# TRUST

## The guy you want sitting next to you...



### Broadcast Engineering is that guy.

Want information about what's going on at the FCC that might affect the way you do business? Say no more.

How about news regarding the ever-changing technical data, specs, interfaces, industry trends, and equipment needed to stay that crucial techno-step\* ahead?

We'll look no further than **Broadcast Engineering's E-Newsletters:**

- RF Update • Digital Signage Update • News Technology Update
- Sports Technology Update • Strategic Content Management • Show Updates

And the great thing is, we'll never ask to borrow money for lunch.

Subscribe today and thrive tomorrow: <http://www.broadcastengineering.com>

*\*Testimonial courtesy of Kevin White, Independent Program Producer*

## TRUSTED, Technology Industry Leader

## New camera technology

BY JOHN LUFF



**C**an anything really still be new in camera technology after all these years?

Consider the advancements in the last 40 years, from the introduction of color to the miniaturization of cameras. Engineers in Japan, Europe and, to a much more limited degree, the United States produce something new out of an old concept each year.



With Sony's XDCAM HD, users can record 1080i video at three data recording rates: 18Mb/s, 25Mb/s and 35Mb/s.

It is actually quite simple: Focus light on an electronic sensor, assemble the image in a serial fashion, transmit it to a monitor some distance and time away, and display the picture. It is the very nature of television, which the German language descriptively calls *fernsehen*, literally translated as "to see far away."

### The latest advancements

The latest round of advancements are wrapped up in new camcorder technology, which is not so much the acquisition of the image, but a novel way to record it and move the recording to a distant point. In the last couple of years, it was the introduction of HDV camcorders. These small marvels are true HDTV samplers with good-quality recording, wrapped up in a quasi-consumer/professional package for less than \$6000. Moreover, HDV is not only cheap, but it also outputs multiple standards and multiple frame rates.

In addition, it records standard DV and long GOP MPEG.

Although the format was conceived of for HDTV consumer camcorders, it immediately found its way into professional use. Event photographers, news professionals, documentary filmmakers and even commercial producers snapped up the first units and recorded some pretty stunning



Grass Valley's Infinity camcorder features SD and HD video formats and 14-bit digital signal processing using JPEG 2000 coding.

footage. Edit system manufacturers were quick (a relative term) to provide packages that allow all the usual range of nonlinear editing functions.

What sets this new idea apart is that HDTV has dramatically dropped in

the introduction of solid-state recording of HDTV images by both Japanese and European companies at IBC this year, the medium moved further along. These were not consumer products gussied up, but rather products intended for professionals, geared to entertainment production. I read this as a huge shift in the market, and the ripples will be felt in many ways.



Panasonic's AG-HVX200 DVCPRO HD P2 handheld camcorder provides 1080i and 720p recording with 100Mb/s DVCPRO HD quality.

### Working technology

There were three important introductions that happened at IBC2005. Sony showed working models of professional Blu-ray XDCAM cam-

**Although these cameras are not the tools George Lucas wants for primary photography in the entertainment business ... they democratize the acquisition of HDTV images.**

price. Although these cameras are not the tools George Lucas wants for primary photography in the entertainment business, at least they democratize the acquisition of HDTV images and accelerate the shift in consumer electronics. The most insidious fact is that \$50,000 camcorders contain much of the same electronics. With

camcorders in HD. Panasonic featured the AG-HVX200, a P2-based palm-corder in HD. Grass Valley introduced the Infinity Series: a line of solid-state and removable drive camcorders with matching workflow products.

What began with JVC's introduction of a consumer crossover camcorder a couple of years ago has



blossomed into a wide range of products that drop the entry-level price of HD into unprecedented territory. Editing system manufacturers have delivered products to support some or all of the new approaches.

### **Solid-state recording vs. spinning media**

Under the hood, the debate about solid-state vs. spinning media recording goes on. Grass Valley claims to offer both, with Iomega REV removable disks and SD memory. Panasonic has gained traction with P2, which consists of repackaged consumer memory technology. Sony offers the highly portable and IT-friendly, DVD-like, high-capacity disk, which is based on proprietary Blu-ray technology. Ikegami has developed a hard-disk-based HD camcorder using a codec developed by Avid. Hitachi developed another hard-disk-based recording

system that mates with its Z-3500 and other cameras to make a complete camcorder system.

What all of these have in common is a fresh look at what the recording medium is and the impact of workflow on field production cameras. If you get the impression that linear tape is on its way out as a field medium, I agree.

How soon? Maybe three to five years before videotape begins to disappear. If you remember how long U-Matic lasted, you might understand how the inertia in the industry changes. In this case, nonlinear editing has made the switch to nonlinear camera recordings more compelling.

### **Fernsehen**

But in front of the recorder, we will always find cameras with sensors and lenses. After all, the point of all of this camera technology is to turn photons into electrons and deliver a represen-

tation of reality to a distant screen (remember fernsehen).

What is new in cameras is incremental in nature, but profound in the ability of manufacturers to deliver incredible product performance for a lower cost. This is partly based on the penetration of high-quality cameras into consumer markets. The research and manufacturing expertise put into still and moving image electronic cameras benefit the professional marketplace.


The HDV cameras showing up in professional use are a clear example of this consumer crossover business. The monochrome moguls of the '50s and '60s would hardly believe we are so lucky today with the newly-minted technology. **BE**

*John Luff is the senior vice president of business development for AZCAR.*



Send questions and comments to:  
[john\\_luff@primediabusiness.com](mailto:john_luff@primediabusiness.com)

# TRUST



## SUBSCRIBE

### to the Trusted Technology Leader and Stay on Top of the Industry!

For over 45 years, readers have learned to **TRUST** *Broadcast Engineering* editors to bring them timely, reliable and indispensable technical information.

You can **TRUST** *Broadcast Engineering* to deliver the best: It is ranked #1 most authoritative global source of technology information in the industry.\*

Stay on top of the latest technology developments, new players, products & decision-makers.

**SUBSCRIBE** to *Broadcast Engineering*.

To start your **FREE** subscription, go to [www.broadcastengineering.com](http://www.broadcastengineering.com) and click on **SUBSCRIBE NOW**.

\*2003 Paramount Research Study



Celebrating 45 years  
as the Technology Leader.

## TRUSTED, Technology Industry Leader

## VIRTUAL STUDIO SYSTEM

**FOR-A digiWarp-EXII:** 3-D graphics system allows artists to create complex scenery composed of four object layers with a live blue screen image; expands the limits for depth of field production in 3-D space beyond what is possible with a single background layer; the priorities between the blue screen talent and each background layer can be swapped freely and instantly during live broadcast.

714-894-3311; [www.for-a.com](http://www.for-a.com)



## MULTICHANNEL MONITORING SYSTEM

**Genelec 8020.LSE Espresso:** Monitoring system designed for recording studios and post-production suites with control rooms measuring up to 2500cu ft; consists of five Genelec 8020 two-way, bi-amplified active monitors matched with the Genelec 7050B LSE series active subwoofer.

508-652-0900; [www.genelec.com](http://www.genelec.com)

## FIBER INTERFACE

**Aviom and Fiberplex LightViper EF2:** Ethernet snake is A-Net compatible for use with all Aviom Pro16 products; converts Ethernet-based data to fiber for transmission over distances up to 1.25mi; consists of the EF2/i input module and the EF2/o output module.

610-738-9005; [www.aviom.com](http://www.aviom.com)



## MULTICHANNEL SOURCE IDENTIFIER

**Eyeheight SI-10:** Source identifier gives users control of crosspoint allocation; operates via a panel of 2x12 user-legendable pushbuttons; is housed in a sub-chassis with an integral 100-240V AC 50/60Hz local power supply for the control-panel modules.

866-469 2729; [www.eyeheight.com](http://www.eyeheight.com)

## SAN

**Avid Unity ISIS:** Infinitely scalable intelligent storage (ISIS) system enables 16 individual storage blades housed within a single storage chassis to process media, while simultaneously sharing data and balancing workflow between groups of connected storage drives; has storage capacity of up to 64TB; can link multiple systems.

212-983-2424; [www.avid.com](http://www.avid.com)



## TUNER BASE STATION FRAME

**Sony MB-X6:** Single-rack-space tuner frame provides slots for up to six plug-in tuners; includes slots for either the WRU-806B or URX-M1 plug-in tuner modules; has auto channel assignment functionality and two passive antennas.

800-686-7669; [www.sony.com/professional](http://www.sony.com/professional)



## ENCODING CONVERTER

**Crystal Vision ENDAC:** 12-bit encoder converts SDI into flexible combinations of analog signals; four analog outputs are selected by adjusting on-board jumper links and piano switches; outputs configurable as composite or as a mixture of composite and Y/C, YUV or RGB.

954-788-3334; [www.crystalvision.tv](http://www.crystalvision.tv)



## VIDEO PROCESSOR

**EGT ALTO:** H.264/MPEG-4 video processing platform offers two channels of H.264 encoding in 1RU; has GigE interfaces, integrated ProMPEG FEC and simultaneous ASI and IP output; allows xDSL operators to provide television services over low bit-rate networks.

404-591-4800; [www.egtinc.com](http://www.egtinc.com)

## HD/SD VIDEO TEST GENERATOR

**Doremi Labs HDG-20:** Palm-sized test generator includes sync input to genlock the unit to an external sync source; has PC and Mac software GUI for serial remote control and new video patterns; operates on 5V to 18V.

818-562 1101; [www.doremilabs.com](http://www.doremilabs.com)





## DATA ACCELERATOR

**Isilon Systems Isilon IQ Accelerator:** Dynamic performance acceleration software automatically turbo-charges data storage performance in 15 seconds, with no manual provisioning or system downtime; doubles the performance of data storage; provides 6GB/s of total aggregate throughput from a single file system.

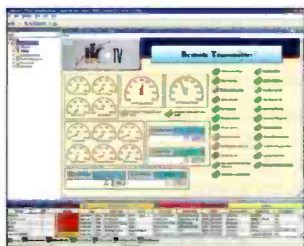
206-315-7500; [www.isilon.com](http://www.isilon.com)



## DIGITAL CONSOLE

**Solid State Logic C300:** Audio mixer features more than 500 mix inputs and 80 mix busses; process linking and stacked channel grouping puts stems and groups under one fader; includes integrated 128-input, multiformat surround monitoring.

212-315-1111; [www.solid-state-logic.com](http://www.solid-state-logic.com)



## IPTV NETWORK MANAGEMENT SOFTWARE

**ILC MaxView 5.0 for broadband:** Management system consolidates networks into one view; reduces integration time; diagnoses the source of a network failure; issues a trouble ticket; automates recovery activities; can manage third-party systems; interface can be accessed from anywhere with a network connection.

404-504-7400; [www.ilc.com](http://www.ilc.com)

## MINIDV CAMCORDER


**Panasonic AG-DVX100B:** Handheld camera allows camera-to-camera time-code sync and user-settable file transfer over IEEE 1394; is 24p/30p/60i; includes 16:9 letterbox display mode on the electronic viewfinder and 3.5in color LCD monitor for distortion-free squeeze mode or anamorphic display.

201-348-5300; [www.panasonic.com](http://www.panasonic.com)

## ISCSI BRIDGE

**Paralan iS500:** Complete family of iSCSI to SCSI bridges; connects parallel SCSI devices to an IP SAN and direct attached storage devices in networked iSCSI storage environments; provides fast, wire-speed iSCSI throughput; built-in addressable GUI using Web browser through a GigE port.

858-560-7266; [www.paran.com](http://www.paran.com)



## AUDIO PROCESSOR

**Vistek V6302:** Operates as an audio adjunct to Vistek's range of HD video processing modules; de-embeds up to four groups of audio data; mix, swap and delay any individual channels in that data, and then re-embed them; handles Dolby E or Dolby Digital streams.

973-313-6416; [www.vistek.tv](http://www.vistek.tv)



## DTV CONVERTER

**Teranex Mini:** Portable palm-sized DTV format converter features PixelMotion de-interlacing;

multi-direction diagonal filter eliminates "jaggies;" has a two- to four-frame delay mode and per-pixel temporal recursive noise reduction; includes aspect ratio conversion and nonlinear anamorphic aspect ratio; has embedded audio handling and scene change detection.

407-858-6000; [www.teranex.com](http://www.teranex.com)

## BUNDLED DTV SOLUTION

**Triveni Digital GuideBuilder metadata management system and Harmonic DiviCom Ion multichannel MPEG-2 encoder:** Package includes the Harmonic DiviCom Ion and Triveni GuideBuilder; provides all of the MPEG and PSIP functions needed for LPTV stations converting to digital; supports multiple video channels; offers digital video services such as push VOD.

609-716-3500; [www.trivenidigital.com](http://www.trivenidigital.com)

800-788-1330; [www.harmonicinc.com](http://www.harmonicinc.com)

## STORAGE SYSTEM

**Exanet ExaStore version 2.2:** NAS features a wide range of heterogeneous hardware support and an increased list of certified hardware; includes a new user interface for the systems administrator application; consolidated management console supports easy installation, management and upgrade.

888-539-2638; [www.exanet.com](http://www.exanet.com)

## DESKTOP CONTROL PANEL AND HD SWITCHER

**Evertz 9700DCP:** Provides consolidated switching and keying control in a compact panel; used in conjunction with the HD switcher and 12x4 router; viewable 640x480 TFT display for adjustments; logo control includes cue in/out/all out, plus full horizontal, vertical and gain adjustments.

905-335-3700; [www.evertz.com](http://www.evertz.com)

## TALLY MAPPER™

- ◆ Tally Routing & Mapping
- ◆ One Button Operation
- ◆ Store Maps Internally
- ◆ Edit From a PC/Laptop



A Compact Solution,  
Ideal for Mobile Units and  
Multiple Production Setups.

**Videoframe™**

Control System Solutions  
Tel: 530-477-2000

[www.videoframesystems.com](http://www.videoframesystems.com)

## Time Code Hassles

**TCP-50 \$499**



**"Universal"  
Time Code  
Processor**

- Translates between 23.976, 24, 25, 29.97, and 30 fps time codes.
- Adds +/- offset to TC out from TC in.
- Error analyzer detects and displays six common time code errors.
- "Auto" or manual setup modes.

*Unconditionally Guaranteed!*

**HORITA®**

[www.horita.com](http://www.horita.com)  
(949) 489-0240

## Transport Stream Encoder With ASI or IP (With Pro-MPEG) Out



**MPEGOvia™**

- Real time, embedded Linux® based transport stream encoder
- Selectable S-Video and composite, PAL and NTSC video inputs
- Video over IP output
- Encodes at 1.5 to 7.5 Mbps
- Web-based interface and SNMP v3 control for easy configuration and remote management
- Complies with the latest Pro-MPEG Forum FEC standards, for flawless broadcast-quality video transport

For a **free 30 day trial\*** of MPEGOvia or other DVEO products, please call 858-613-1818, or visit [www.dveo.com](http://www.dveo.com).  
\*Visit Web site for details.

**DVEO**  
Pro Broadcast Division  
by **CMI**

DVB

Systems PCI Cards Software

## Your Single Source for Broadcast Solutions

- Antennas
- Filters and Combiners
- Transmission Line
- RF Components
- Towers

**ELECTRONICS RESEARCH, INC. ERI®**

Call Toll-free at 877 ERI-LINE • Visit Online at [www.eriinc.com](http://www.eriinc.com)

ENTERTAINMENT TECHNOLOGY

## eClassifieds

Reach more than 1.1 million  
web visitors!

The Entertainment eClassifieds are the user friendly, affordable way to connect buyers, sellers, job seeker and employers.

- Immediate response
- Sell your gear to an interested market
  - Post items yourself, anytime with self-service tool
- Include a photo, audio or video file
  - Power search capabilities

Find what you need, sell what  
you don't!

[www.videosystems.com/  
emarketplace](http://www.videosystems.com/emarketplace)



## Products & Services

- Multi Format LCD Monitors
- HD/SD Converters



HD Up Converter SD AD-DA Converter



HD DA Converter HD DOWN Converter Multi Format Analog to SDI Converter

### LVM - 070W

7 inch Multi Format Monitor

- Input - 1 D-SUB, 3 BNC (Analog), 2 BNC (HD-SDI)
- Output - 1 BNC (Selected SDI Channel - Active Thru Out)
- LCD Resolution - 800X480 (15:9)
- Contrast - 300:1



### LVM - 084

8.4 inch Multi Format Monitor

- Input - 1 D-SUB, 3 BNC (Analog), 2 BNC (HD-SDI)
- Output - 1 BNC (Selected SDI Channel - Active Thru Out)
- LCD Resolution - 1024X768 (4:3)
- Contrast - 400:1



### LVM - 170W

17.1 inch Multi Format Monitor

- Input - 1 D-SUB, 3 BNC (Analog), 2 BNC (HD-SDI)
- Output - 1 BNC (Selected SDI Channel - Active Thru Out)
- LCD Resolution - 1280X768 (15:9)
- Contrast - 400:1



### LVM - 230W / LVM - 240W

23 / 24 inch Multi Format Monitor

- Input - 1 D-SUB (23") / 1 DVI (24"), 3 BNC (Analog), 2 BNC (HD-SDI)
- Output - 1 BNC (Selected SDI Channel - Active Thru Out)
- LCD Resolution - 23 inch - 1366X768 (16:9), 24 inch - 1920X1200 (16:10) - Full Native HD
- Contrast - 300:1 (23"), 1000:1(24")



[www.postium.com](http://www.postium.com)

Postium USA  
1520 Richardson Dr. #1423 Richardson TX 75080 Tel : (972) 234-6672

Developed by  
**TVlogic**

## Help Wanted



### MOBILE UNIT ENGINEERS

NEP Broadcasting is seeking Mobile Unit Engineers of all experience levels to manage and monitor mobile unit broadcast operations at remote sites, perform preventative maintenance, troubleshoot, execute changes and engineering updates on the mobile unit. Degree, training, 3+ years experience in broadcast technology, equipment, facilities, and production or any combination considered. Please send resume and salary history to NEP Broadcasting LLC, hr@nepinc.com, Fax: 412-820-6045, 2 Beta Drive, Pittsburgh, PA 15238. An Equal Opportunity Employer. [www.nepinc.com](http://www.nepinc.com).

### BROADCAST MAINTENANCE ENGINEER

KTEH-TV is seeking an experienced Broadcast Maintenance Engineer to join our Engineering team. The applicant must be proficient with computers/networking technologies, analog and digital video recorders, digital audio/video systems, Harris Flexicoder/NetVx plus microwave and UHF transmitters. Applicant must have a positive attitude and a strong work ethic, along with good verbal communication skills. Requires 5-7 years direct experience in a TV Broadcast/Production environment and a strong working knowledge of Digital TV Standards. SBE certification or FCC credential preferred.

Please submit your resume and cover letter to:

KTEH Foundation  
Attn: Director of Engineering  
1585 Schallenberger Road  
San Jose, CA 95131-2434  
[jobs@kteh.org](mailto:jobs@kteh.org)

KTEH Foundation is an equal opportunity employer

### DIGITAL SNG TRUCK OPERATOR

Miami Florida leading Independent Television News Services is looking for an experienced Digital SNG Truck operator, Good pay good benefit. 305 796-9297

### CHIEF ENGINEER

Tired of long cold winters? Want to avoid another winter in the Northeast? A member of the NYT Broadcast Group is looking for a sharp Chief Engineer. Responsibilities include supervision of our engineering maintenance staff and maintenance of electronic broadcast equipment. Requires a minimum of ten years experience in the television broadcast field managing a professional staff. Must be knowledgeable in video, audio, computers and servers. Oversee and maintain both Analog and Digital RF transmitter systems. SBC Cert. A plus.

Send resumes to:  
Human Resources  
WTKR-TV, 720 Boush Street  
Norfolk, Virginia 23510  
or email:  
[HR@wtkr.com](mailto:HR@wtkr.com) EOE

# Broadcast Engineering

THE JOURNAL OF DIGITAL TELEVISION

BROADCAST ENGINEERING IS AIMED AT THE MARKET THAT INCLUDES  
CORPORATE MANAGEMENT, ENGINEERS/TECHNICIANS AND OTHER  
MANAGEMENT PERSONNEL AT COMMERCIAL AND PUBLIC TV STATIONS,  
POST-PRODUCTION AND RECORDING STUDIOS, BROADCAST NETWORKS, CABLE, TELEPHONE AND  
SATELLITE PRODUCTION CENTERS AND NETWORKS.

**TO REACH INDUSTRY PROFESSIONALS,  
PLACE YOUR AD TODAY!**

**SUSAN SCHAEFER**

P 484.478.0154 | F 484.478.0179

[SSCHAEFER@PRIMEDIABUSINESS.COM](mailto:sschaefer@primediabusiness.com)

## Help Wanted

## Help Wanted



### ENGINEER IN CHARGE

National Mobile Television, a leader in sports entertainment broadcasting, has openings for Engineer in Charge (EIC) in Miami, Los Angeles, Boston and the New York/New Jersey area.

#### About the Position

The EIC is responsible for the overall management, operation and quality of a mobile broadcast unit. As supervisor on the unit, the EIC must maintain the unit and must also conduct necessary training of new engineers, assistant engineers and engineer trainees. In addition, the EIC must supervise technical crew and assist them with any technical problems related to NMT owned or NMT rented equipment. As part of the client service team, the EIC must maintain a courteous and professional demeanor at all times, representing the Company's best interest and, leading by example, must ensure the other engineering staff on the unit maintain the same helpful, client friendly attitude.

#### Do you have what it takes?

This position requires a comprehensive understanding of Analog/SD/HD video and audio broadcast production systems. In addition to demonstrated engineering skills, the ideal candidate must possess good written and verbal communication skills and the ability to manage both staff and freelance technical crew. An AS Degree in Electronics (minimum) and SBE Certification or equivalent broadcast experience is required.

#### Are you interested?

If you meet the stated qualifications and are interested in applying for consideration, please submit your resume, with salary history to [careers@nmtv.com](mailto:careers@nmtv.com)

*National Mobile Television, Inc. is an Equal Opportunity Employer and maintains a drug-free work environment. This is an IBEW Local 45 Union Position. Our benefits package includes Medical, Dental, and 401(k), paid holidays and paid vacation accrual. For more information about our company and what we do, visit our website at [www.nmtv.com](http://www.nmtv.com).*

### HIGH DEFINITION ENGINEER

Camera rental company located in New York is seeking an experienced High Definition Engineer. Must know F900, Varicam, F950, and associated equipment. Responsible for camera package preps, equipment evaluation and maintenance, sales engineering and on-set "DIT" engineering services.

This is a career position for the right candidate. Forward resume, cover letter, and salary requirements to: [highdefjobs@gmail.com](mailto:highdefjobs@gmail.com)

### ENGINEER

WLKY-TV, the Hearst-Argyle Television station in Louisville, KY is looking for an engineer. This position involves maintenance and repair of all broadcast equipment and operation of ENG/SNG trucks and video shading. Transmitter or SNG experience helpful, and general knowledge of computers preferred. A general radio operator license or SBE certification required.

Send your resume to:

Jim Mercer, Chief Engineer, WLKY-TV  
PO Box 6205, Louisville, KY 40206. EOE

A PRIMEDIA Publication  
**BroadcastEngineering**  
[www.broadcastengineering.com](http://www.broadcastengineering.com)

Reach Industry Professionals  
Today! For more information about  
classified advertising, please contact:

**Susan Schaefer**

p: 484.478.0154

f: 913.514.6417

[sschaefer@primediabusiness.com](mailto:sschaefer@primediabusiness.com)

### For Sale

**AcousticsFirst™**  
Toll-Free  
Number: **888-765-2900**  
Full product line for sound control  
and noise elimination.  
Web: <http://www.acousticsfirst.com>

### FOR SALE

COMARK DUAL KLYSTRON TRANSMITTER Model S-50 a 50Kw transmitter with ADC exciter package ABS Pulser. Also available Bogner BUI 24 Ch 55 top mount bottom feed slot antenna, 650 ft of matching waveguide. Transmitter is currently on air operating 24/7 and is fully maintained and factory serviced. Available for purchase January 1, 2006. Accepting offers.

Contact: WLNY TV Chief Engineer  
Richard Mulliner - [mullinerr@wlnyt.com](mailto:mullinerr@wlnyt.com)  
631-622-9471

### A PRIMEDIA Publication

**BroadcastEngineering**  
[www.broadcastengineering.com](http://www.broadcastengineering.com)

**Editorial Director:** Brad Dick, [bdick@primediabusiness.com](mailto:bdick@primediabusiness.com)  
**Editor/World Edition:** David Austerberry, [editor@broadcastengineeringworld.com](mailto:editor@broadcastengineeringworld.com)  
**Managing Editor:** Susan Anderson, [sanderson@primediabusiness.com](mailto:sanderson@primediabusiness.com)  
**Assoc. Editor/Webmstr:** Chevon Payton, [cpayton@primediabusiness.com](mailto:cpayton@primediabusiness.com)  
**Assoc. Editor:** Spring Suptic, [ssuptic@primediabusiness.com](mailto:ssuptic@primediabusiness.com)  
**Asst. Editor:** Angela Dauris, [adaunis@primediabusiness.com](mailto:adaunis@primediabusiness.com)  
**Sr. Art Director:** Michael J. Knust, [mknust@primediabusiness.com](mailto:mknust@primediabusiness.com)  
**Art Director:** Robin (Morsbach) Metheny, [metheny@primediabusiness.com](mailto:metheny@primediabusiness.com)  
**Technical Consultants:** Computers & Networking - Brad Gilmer  
Antennas/Radiation - John H. Battison  
Digital Video - Michael Robin  
Transmission Facilities - Donald L. Markley  
Legal - Harry C. Martin  
New Technology - John Luff  
Industry Watcher - Paul McGoldrick  
New Media - Craig Birkmaier

**Sr. VP:** Peter L. May, [pmay@primediabusiness.com](mailto:pmay@primediabusiness.com)  
**Group Publisher:** Dennis Triola, [dtriola@primediabusiness.com](mailto:dtriola@primediabusiness.com)  
**Marketing Dir.:** Kirby Asplund, [kasplund@primediabusiness.com](mailto:kasplund@primediabusiness.com)  
**Online Sales & Marketing Dir.:** Samantha Kafin, [skafin@primediabusiness.com](mailto:skafin@primediabusiness.com)  
**Vice President of Production:** Lisa Parks, [lparks@primediabusiness.com](mailto:lparks@primediabusiness.com)  
**Sr. Ad Prod. Coord.:** Kathy Daniels, [kdaniels@primediabusiness.com](mailto:kdaniels@primediabusiness.com)  
**Classified Ad Coord.:** Sarah Goulding, [sgoulding@primediabusiness.com](mailto:sgoulding@primediabusiness.com)  
**Dir., Audience Marketing:** Barbara Kummer, [bkummer@primediabusiness.com](mailto:bkummer@primediabusiness.com)  
**Group Show Director/LD:** Sharon Morabito, [smorabito@primediabusiness.com](mailto:smorabito@primediabusiness.com)

**PBI Media, Inc.**  
**President/CEO:** John French, [jfrench@primediabusiness.com](mailto:jfrench@primediabusiness.com)  
**COO/CFO:** Andrea Persily, [apersily@primediabusiness.com](mailto:apersily@primediabusiness.com)



### MEMBER ORGANIZATIONS

Sustaining Member of:  
• Society of Broadcast Engineers Missouri Association of Publications   
Member, American Business Media; Member, BPA International,  
The Missouri Association of Publications

**BROADCAST ENGINEERING**, ISSN 0007-1994, is published monthly (except semi-monthly in June and December) by PRIMEDIA Business Magazines & Media Inc., 9800 Metcalf Ave., Overland Park, KS 66212 (primediabusiness.com). Current and back issues and additional resources, including subscription request forms and an editorial calendar, are available on the World Wide Web at [broadcastengineering.com](http://broadcastengineering.com).

**SUBSCRIPTION RATES:** Free and controlled circulation to qualified subscribers. Non-qualified persons may subscribe at the following rates (Prices subject to change): USA and Canada, 1 year, \$70.00, 2 years, \$135.00, 3 years, \$200.00; Outside USA and Canada, 1 year, \$85.00, 2 years, \$165.00, 3 years, \$245.00 surface mail (1 year, 155.00, 2 years, \$295.00, 3 years, \$440.00 airmail delivery). For subscriber services or to order single copies, write to Broadcast Engineering, 2104 Harvell Circle, Bellevue, NE 68005 USA; call 866-505-7173 (USA) or 402-505-7173 (outside USA); or visit [www.broadcastengineering.com](http://www.broadcastengineering.com).

**ARCHIVES AND MICROFORM:** This magazine is available for research and retrieval of selected archived articles from leading electronic databases and online search services, including Factiva, LexisNexis and Proquest. For microform availability, contact ProQuest at 800-521-0600 or 734-761-4700, or search the Serials in Microform listings at [proquest.com](http://proquest.com).

**REPRINTS:** Contact FosteReprints to purchase quality custom reprints or e-prints of articles appearing in this publication at 866-436-8366 (219-879-8366 outside the U.S. and Canada). Instant reprints and permissions may be purchased directly from our Web site; look for the RSCopyright tag appended to the end of each article.

**PHOTOCOPIES:** Authorization to photocopy articles for internal corporate, personal, or instructional use may be obtained from the Copyright Clearance Center (CCC) at 978-750-8400. Obtain further information at [copyright.com](http://copyright.com).

**PRIVACY POLICY:** Your privacy is a priority to us. For a detailed policy statement about privacy and information dissemination practices related to Primedia Business Magazines and Media products, please visit our Web site at [www.primediabusiness.com](http://www.primediabusiness.com).

**CORPORATE OFFICE:** Primedia Business Magazines & Media, 9800 Metcalf, Overland Park, Kansas 66212 • 913-341-1300 • [primediabusiness.com](http://primediabusiness.com)

Copyright 2005, PRIMEDIA Business Magazines & Media Inc. All rights reserved.



	Page #	Advertiser Hotline	Website Address
Avid Technology	4-5		avid.com/broadcast
Blackmagic Design	17		blackmagic-design.com
Broadcast Microwave Services	84	+1-858-391-3050	bms-inc.com
Calrec Audio Ltd.	31	212-586-7376	calrec.com
Canare Cable Inc.	45	818-365-2446	canare.com
Clear-Com Communication Systems	25	1-510-496-6600	clearcom.com
Crispin Corporation	85	919-845-7744	crispincorp.com
Dell Computer	27	877-681-DÉLL	dell.com/smb/dccsolutions
Digital Transaction Group	92	512-837-3737	dtgtv.com
DMT USA	69	888-912-TEAM	dmtonline.us
Dolby Labs Inc.	15		dolby.com/tvaudio
DYMO Corporation	29		dymo.com/industrial
Ensemble Designs	37	1-530-478-1830	ensembledesigns.com
ESE	87	310-322-2136	ese-web.com
Euphonix	43	650-855-0400	euphonix.com
Evertz Microsystems Ltd.	IBC	905-335-3700	evertz.com
Fischer Connectors	33	800-551-0121	fischerconnectors.com
Floral Systems Inc.	70	352-372-8326	floral.com
GCS	86	888-SAT-1USA	globalcoms.com
Gerling & Associates	46	740-965-2888	gerlinggroup.com
Harris Broadcast	3	800-4-HARRIS	harris.com
Ikegami Electronics Inc.	23	201-368-9171	ikegami.com
Inlet Technologies	19	919-256-8145	inlethd.com
Leitch	BC	800-231-9673	leitch.com/inscriber
Marshall Electronics Inc.	16	800-800-6608	lcdracks.com
Marshall Electronics Inc.	51-66	800-800-6608	lcdracks.com
Maxell Corp. of America	9	800-533-2836	maxellpromedia.com
MicroFirst Inc.	50	201-651-9300	microfirst.com
Miranda Technologies Inc.	11	514-333-1772	miranda.com
MITEQ	83	631-436-7400	miteq.com
Modulation Sciences	47	800-826-2603	modsci.com
Network Electronics	48	800-420-5909	network-electronics.com
Omneon Video Networks	24	1-866-861-5690	omneon.com
Omnibus Systems	81	303-237-4868	omnibus.tv
Panasonic Broadcast	7	1-800-528-8601	panasonic.com/broadcast
Quartz USA	38	888-638-8745	quartzus.com
Radyne Corporation	71	602-437-9620	radn.com
Riedel Communications	44	+1-818-563-4100	riedel.net
Rohde & Schwarz	79	1-888-837-3772	rohde-schwarz.com/usa
SMPTE	93		smpte.org
Sony Electronics	35		sony.com/luma
Sundance Digital	91	972-444-8442	sundancedigital.com
Switchcraft Inc.	89	773-792-2700	switchcraft.com
Telecast Fiber Systems Inc.	68	508-754-4858	telecast-fiber.com
Terayon Communications	21		terayon.com
Teranex	32	407-858-6000	teranex.com
Thomson/Grass Valley	13		thomsongrassvalley.com/K2
Utah Scientific	49		utahscientific.com
Videotek Inc.	41	800-800-5719	leitch.com/videotek
Wheatstone Corporation	IFC	252-638-7000	wheatstone.com
360 Systems	39	818-991-0360	360systems.com

## US/CANADA WEST

George Watts III  
(360) 546-0379  
Fax: (360) 546-0388  
georgeww3@aol.com

## EAST

Josh Gordon  
(718) 802-0488  
Fax: (718) 522-4751  
jgordon5@bellatlantic.net

## MIDWEST

Emily Kalmus  
(312) 840-8492  
Fax: (913) 514-6131  
ekalmus@primediabusiness.com

## INTERNATIONAL EUROPE

Richard Woolley  
+44-1295-278-407  
Fax: +44-1295-278-408  
richardwoolley@btclick.com

## Israel

Asa Talbar  
Talbar Media  
+972-3-5629565  
Fax: +972-3-5629567  
talbar@inter.net.il

## JAPAN

Mashy Yoshikawa  
Orient Echo, Inc.  
+81-3-3235-5961; Fax: +81-3-3235-5852  
mashy@fa2.so-net.ne.jp

## CLASSIFIED ADVERTISING

Susan Schaefer  
(484) 478-0154  
Fax: (484) 478-0179  
sschaefer@primediabusiness.com

## REPRINTS

FosteReprints  
(866) 436-8366;  
International inquiries, (219) 879-8366

## LIST RENTAL SERVICES

Marie Briganti, Walter Karl  
(845) 620-0700  
(845) 620-1885

**Customer Service:**  
**913-967-1707 or 800-441-0294**

**BROADCAST ENGINEERING** December 2005, Vol. 47, No. 12 (ISSN 0007-1994) is published monthly and mailed free to qualified persons by Primedia Business, 9800 Metcalf Ave., Overland Park, KS 66212-2216. Periodicals postage paid at Shawnee Mission, KS, and additional mailing offices. Canadian Post Publications Mail Agreement No. 40597023. Canada return address: DP Global Mail, 4960-2 Walker Road, Windsor, ON N9A 6J3. POSTMASTER: Send address changes to Broadcast Engineering, P.O. Box 2100, Skokie, IL 60076-7800 USA. CORRESPONDENCE: Editorial and Advertising: 9800 Metcalf, Overland Park, KS 66212-2216 Phone: 913-341-1300; Edit. fax: 913-967-1905. Advert. fax: 913-967-1904. © 2005 by Primedia Business. All rights reserved.

# Stinkin' standards wars

BY PAUL MCGOLDRICK

**W**e tend to remember decades in our life by something that was close to our hearts, fashion statements or, for far fewer of us, technology progress. For me, the '70s are remembered by real-color television and 2in quadraplex video recorder improvements and the '80s for the war between Sony and almost everyone else over Betamax and VHS.

Sony lost that fight big time, although the company was subsequently smart enough not to let the defeat keep it out of the market. In more recent years, Sony has not been as nimble on its marketing feet as some of us had come to expect of it.

And I have heard regrets from individuals that the prestige of manufacturing broadcast equipment isn't what it used to be. That's not a criticism of Sony; the whole broadcast equipment market has evolved in directions that many of us hardware-oriented engineers have already experienced. And the difference in quality between professional, prosumer and consumer is closing rapidly.

## The current fight

With Sony's experience in the standards wars with its arch rivals Panasonic and JVC, it is interesting to watch the company's behavior concerning the next generation of DVD standards. Would Sony even be in the fight for the market if the company remotely thought it could lose?

I cannot predict the winner of this battle because it will be the consumer who will choose — and not necessarily for any logical reason.

The two proposed standards on the table (hopefully there is no longer any time for a third alternative) are based on using blue lasers instead of the red

lasers in conventional DVD. (It's funny how you can use the word conventional for a system that has been around for such a relatively short time.)

The blue laser, with its much shorter wavelength, allows for a large increase in the amount of data storage, which could be used for longer recordings or higher standards, such as HDTV. Longer storage is not a need at the moment, so both groups are focusing on HD.

## Blu-ray vs. HD-DVD

The protagonists are Sony, with its Blu-ray, and Toshiba, with its HD-DVD. In the Sony camp is long-term rival Matsushita Electric (aka Pana-

sonic) and a PC triple threat of Apple, Dell and HP. In the Toshiba camp sit Samsung, Microsoft and Intel.

From a disc-production perspective, HD-DVD is clearly ahead right now because the architecture is similar to current DVDs, and manufacturers should be able to use existing production equipment. HD-DVD also has its read-only standards fully agreed.

On the other side, Blu-ray's read-only standards should be in place by the time you read this column, and Sony and friends are busy trying to simplify the manufacturing processes for production.

Content is, of course, going to play a major component in the consumers' decisions about which way to jump — or whether to jump at all. And movies are a major part of that content. Paramount was deeply com-

mitted to the HD-DVD camp but has now said it will produce content in both standards. Universal and Warner studios also support HD-DVD, but rumor has it that Warner is also leaning towards playing the neutral role. Supporting Blu-ray are Walt Disney Pictures, Columbia (Sony Columbia, that is) and Twentieth Century Fox.

Paramount's decision to stand middle ground on the issue is widely believed to be because Sony will have a Blu-ray player in the PlayStation 3 when it's released in spring 2006.

## Old rivals, new friends?

With all of these old rivals on the same side and Apple and Microsoft



**Insiders at Microsoft and Intel say that "We don't want no stinkin' standards wars" has become the internal mantra for both companies.**

on opposite sides — with Intel users HP and Dell pitched against Intel itself — it is an odd situation indeed. Insiders at Microsoft and Intel say that "We don't want no stinkin' standards wars" has become the internal mantra for both companies.

The two sides have tried to work together in the past, but both sides have been proprietary about their architectures. At this time, with encouraged reflection about peace on earth, can these two sides get together again and agree on one standard before the disaster of two incompatible systems like Beta and VHS? We will see. Happy New Year!

**BE**


*Paul McGoldrick is an industry consultant based on the West Coast.*



Send questions and comments to:  
paul\_mcgoldrick@primediabusiness.com



**Quartz**



# Xenon

***Unprecedented HD & SD power in a small box***

- *The Xenon from Quartz is a powerful and highly flexible 'Signal Processing' router essential for your broadcast, production or AV facility*
- *Xenon is available in 4RU or 8RU with matrix sizes ranging from 32x32 to 128x128*
- *Find out how Xenon can power your operation - call for a demo now!*

***The Leaders in HDTV and now the Leaders in Routing & Master Control***

US & International Sales  
905.335.3700  
sales@evertz.com

US West Coast Sales  
818.558.3910  
LASales@evertz.com

New York Sales  
newyorksales@evertz.com

Washington Sales  
dcsales@evertz.com

UK Sales  
uksales@evertz.com

Quartz Electronics Inc.  
530.265.2815  
sales@quartz.com

# Inscriber®

SD AND HD BROADCAST GRAPHICS

▶ BECAUSE YOUR IMAGE IS EVERYTHING

**New Galaxies**

**International Scientist Debate  
Galaxy Formation Theories**

**London**

**6:12 PM**

**AVIAN BIRD FLU HAS THE POTENTIAL TO BECOME AN EPIDEMIC**

Image created on a single channel  
Inscriber Studio system

## Inscriber Graphics Products Cover The Full SD to HD Graphics Workflow

There is an Inscriber HD, SD or SD/HD Graphics solution for every workflow. Whether you require graphics controlled by a local operator, a remote operator, an automation system or a custom control application, Leitch has an Inscriber graphics solution to fill your need.

- **Inscriber Studio™** – Premium solution for operator-driven live to air graphics and effects.
- **Inscriber RTX™** – Programmable graphics platform for custom graphics applications.
- **Inscriber titleOne™** – Cost-effective character generator for smaller market stations and non-traditional broadcasters.
- **Inscriber AutoCG™** – Central graphics playout solution under remote, MOS or newsroom automation system command.

For more information on Inscriber products visit [www.leitch.com/inscriber](http://www.leitch.com/inscriber)

PROCESSORS

ROUTERS

SERVERS

MASTER CONTROL & BRANDING

MONITORING & CONTROL

**GRAPHICS**

EDITING

DIGITAL SIGNAGE

TEST & MEASUREMENT



**inscriber**



**LEITCH**

[www.leitch.com](http://www.leitch.com)