

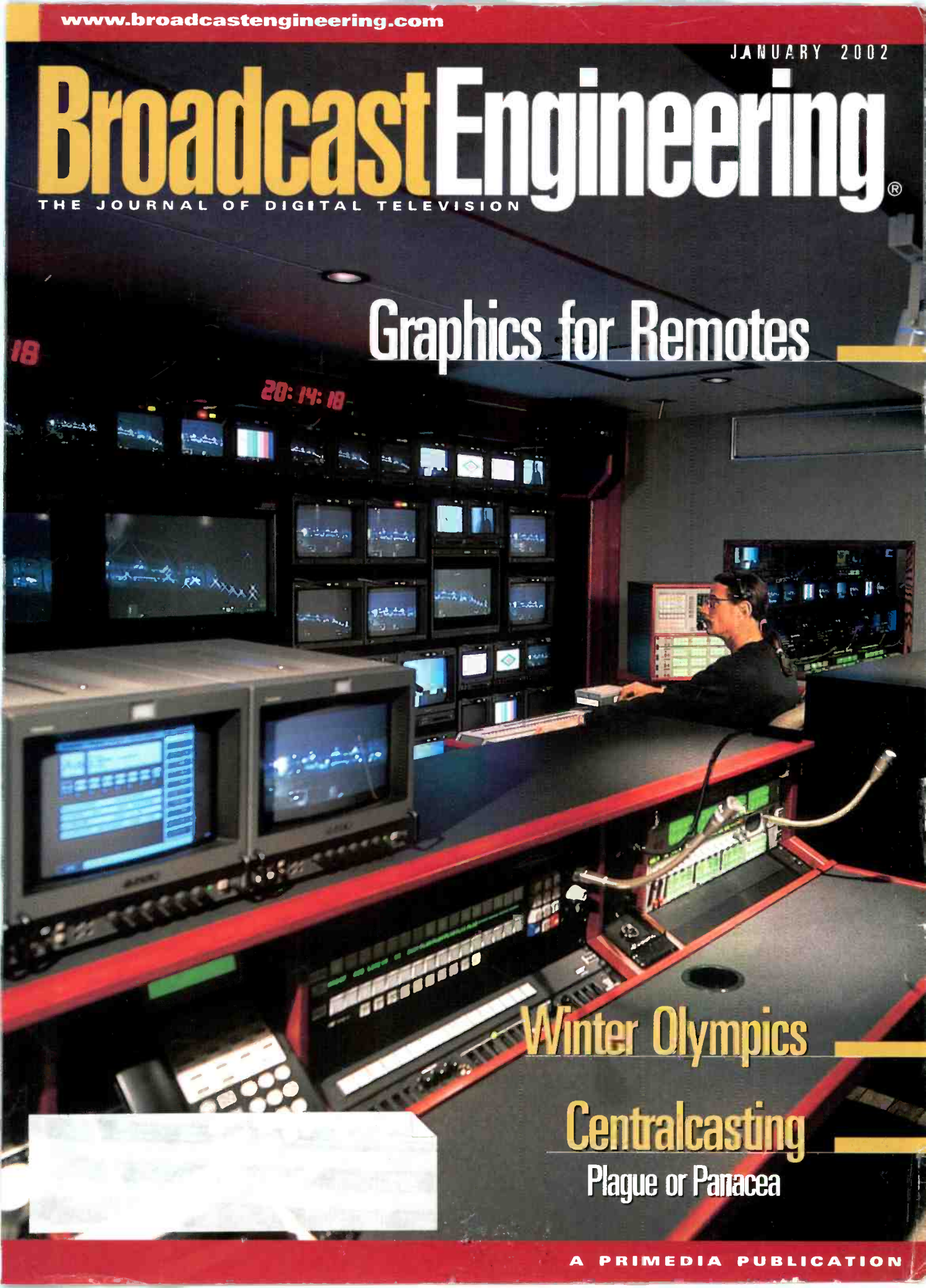
Broadcast Engineering[®]

THE JOURNAL OF DIGITAL TELEVISION

Graphics for Remotes

18

20:14:18



Winter Olympics

Centralcasting

Plague or Panacea



WRAL-TV Raleigh, NC. — The Nation's First Daily HDTV Local News Broadcasts



A pioneer in HDTV broadcast technology, WRAL-TV was the first USA station to broadcast an HDTV signal in 1996 and is the country's first news operation to present HD local news on a continuous basis. The station is committed to delivering the *highest* quality signal to its viewer audience. Their audio board? A WHEATSTONE TV-80 SERIES LIVE TELEVISION CONSOLE.

"Our operators were given ample opportunity to evaluate different consoles," says Craig Turner, chief engineer at WRAL. After an extensive assessment of competitive products "they found the TV-80 easy to operate, with a convenient design that includes all the features necessary to achieve CD-quality audio."

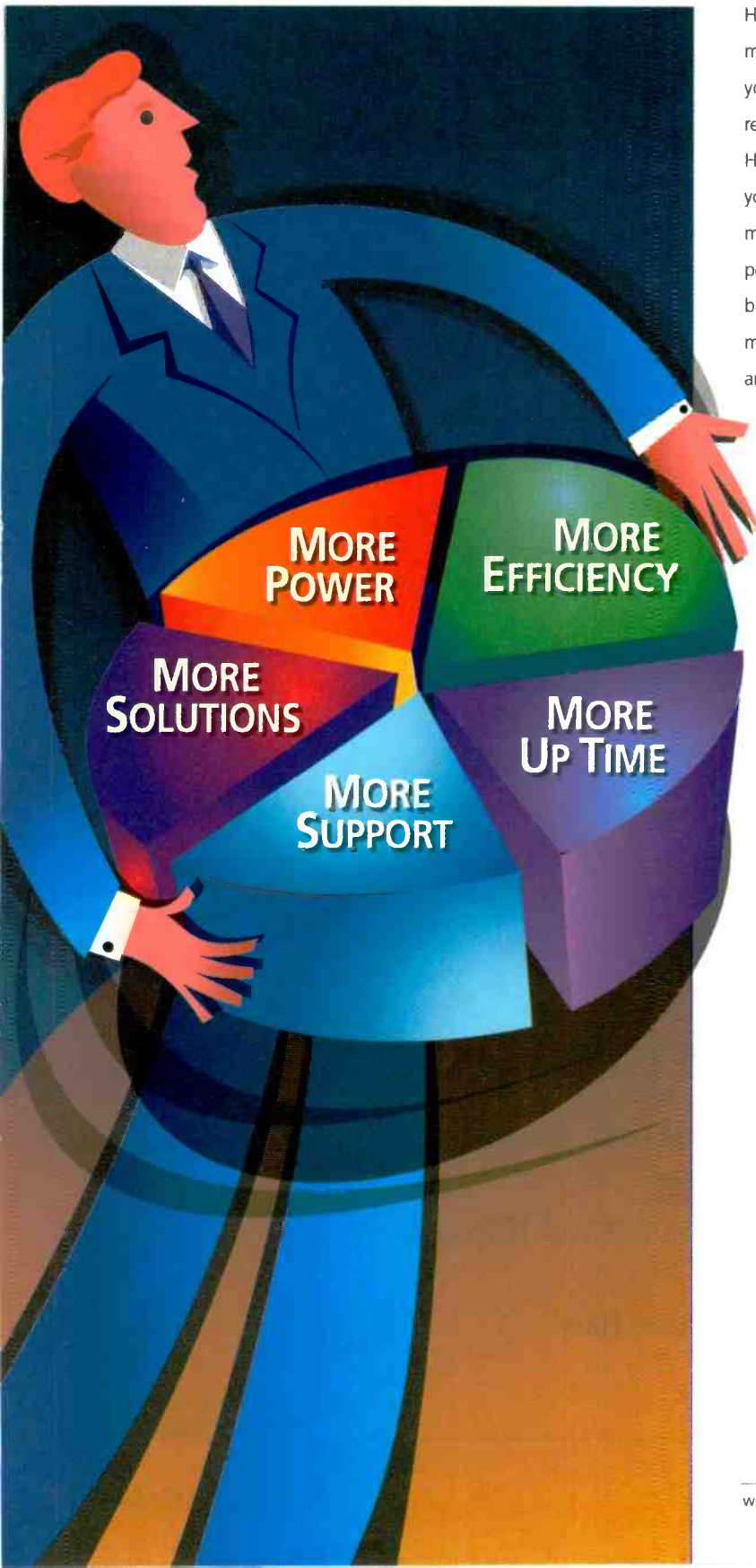
WRAL is at the forefront of television broadcast technologies. YOUR station could be too; contact WHEATSTONE for the best in TV audio!

 **Wheatstone Corporation**

tel 252-638-7000 / fax 252-635-4857 / sales@wheatstone.com
copyright © 2001 by Wheatstone Corporation

TV-80
www.wheatstone.com

Harris Offers You More



Harris transmitters give you more ways to start and complete your transition to digital TV. So regardless of the path you take, Harris has the right solutions for your journey. Plus, Harris has more trained, experienced service people than anyone else in broadcasting. Which means more peace-of-mind today and tomorrow.



More Value. No one delivers higher reliability, legendary 24/7 service, enhanced operating efficiency and greater long-term capability. In short, there is no better value than TV transmitters from Harris.

More Confidence. Harris leads the industry in digital broadcasting. And because Harris builds every transmitter with the future in mind, the system you buy today will serve you well for years to come.

There's much more to the Harris value story, of course. So contact your Harris representative today for all the facts.

next level solutions

SERVICE

SYSTEMS

AUTOMATION

TRANSMISSION

www.broadcast.harris.com

HARRIS

Broadcast Engineering

THE JOURNAL OF DIGITAL TELEVISION

CONTENTS

FEATURES

52 GRAPHICS TECHNOLOGY FOR REMOTE BROADCASTING

By Jim Boston

The technology behind television remote broadcasting is quite elaborate in both ingenuity and cost.

58 CENTRALCASTING: NO BENEFIT WITHOUT RISK


By John Luff

The effects of falling revenue and rising costs have tipped the scale towards increased need for automation.

75 A BROADCASTERS' GUIDE TO PSIP

By Jerry Whitaker

Survey helps recognize need for more education regarding transmission of PSIP information.



BEYOND THE HEADLINES

- Download
- 14 CASTING FOR DTV BUSINESS MODELS
- FCC Update
- 20 USE OF DIGITAL FREQUENCIES FOR ANALOG OPERATIONS
- Business Models
- 22 PPV/VOD

DIGITAL HANDBOOK

- Transition to Digital
- 26 UNDERSTANDING COMPOSITE ANALOG VIDEO
- Computers and Networks
- 32 COMPRESSION, COMPUTERS AND NETWORKS
- Production Clips
- 38 AUDIO FOR POST: FRAME RATE

ON THE COVER:

The NMT HD-2 mobile production truck broadcasting a professional football game from the Oakland Coliseum. The HD truck was designed and integrated by Sony Systems Integration Center, San Jose, CA. Photo courtesy of Sony SIC. Concept: John Benson and Deborah Rice

(continued on page 6)



The right partner makes all the difference.

Panasonic: The Olympic Games' Broadcast Technology Partner.

Gold medal-winning performances require the right partner. As the supplier of leading-edge digital video equipment to host broadcasters for the past four Olympic Games, Panasonic has proven itself a reliable and trusted technology partner. From the skin-drenching humidity of Atlanta to the bone-chilling cold of Nagano, Panasonic DVCPRO systems have flawlessly captured the spellbinding imagery of Olympic sport and pageantry.

At the heart of the Salt Lake Games is Panasonic's 50Mbps DVCPRO50 format, the official recording format. With its full bandwidth, 4:2:2 sampled, studio-quality video and multi-channel, uncompressed audio facilities, DVCPRO50 will preserve the breath-

DVCPRO 50

taking performances of this year's Games for future generations to enjoy.

To acquire your piece of Olympic Winter Games history—the actual equipment used in the production of these Games—visit us at www.panasonic.com/olympicseries. And to learn more about the DVCPRO family's superb technical and operational benefits, visit www.panasonic.com/broadcast.



SALT LAKE 2002



TM ©1997 SLOC

Panasonic

Official Partner of the
XIX Olympic Winter Games

Broadcast Engineering

THE JOURNAL OF DIGITAL TELEVISION

CONTENTS

SYSTEMS DESIGN & INTEGRATION

Systems Design Showcases

42 THE DISCOVERY TELEVISION CENTER

Transmission & Distribution

48 WHAT'S HAPPENING UP THERE?



NEW PRODUCTS & REVIEWS

Applied Technologies

77 SNELL & WILCOX'S SYSTEM HD

78 MIRANDA: NETWORKING THE NETWORK

79 VCI'S STAR II+ TRAFFIC SYSTEM FOR CENTRALCASTING

Technology in Transition

80 NEWS EDITING: CUT ... AND PASTE?

New Products

82 SONY'S DRES777, PLUS OTHER NEW PRODUCTS



DEPARTMENTS

8 EDITORIAL

12 READER FEEDBACK

87 CLASSIFIEDS

91 ADVERTISERS INDEX

92 EOM




Name this VTR



Name and date this VTR. Called a "Videocorder" it claimed "electronic editing" complete with the ability to "tape your material from other tapes, or off the air, or live camera and insert them into your pre-corded tapes with perfect synchronization." Correct entries will be eligible for a drawing of the new *Broadcast Engineering* t-shirts. Enter by e-mail. Title your entry "FreezeFrame-January" in the subject field and send it to: bdick@primediabusiness.com. Correct answers received by Feb. 17, 2002, are eligible to win.

IS YOUR DTV SERVICE MISSING SOMETHING?



Dolby Digital 5.1 surround sound perfectly completes DTV and HDTV broadcasts. For a small investment in your audio, you get a big payoff: the same dynamic, all-encompassing, surround sound programming your audience already experiences on DVDs, at the cinema, and from premium DBS and cable services.

Outfit your station now with the capability to transmit Dolby Digital 5.1 surround sound—the final piece for your DTV programs. For more information on our products and technologies, including our *Equipping for Surround Sound* brochure, please visit our website.

www.dolby.com/DTVaudio

DD Dolby

BREAKING SOUND BARRIERS

Dolby Laboratories, Inc. • 100 Potrero Avenue • San Francisco, CA 94103-4813 • Telephone 415-558-0200 • Fax 415-863-1373
Wootton Bassett • Wiltshire SN4 8QJ England • Telephone (44) 1793-842100 • Fax (44) 1793-842101 • www.dolby.com

Dolby and the double-D symbol are registered trademarks of Dolby Laboratories. © 2001 Dolby Laboratories, Inc. S01/14021

The New Broadcast Engineering

Notice anything different about *Broadcast Engineering*? We've changed.

It's with a lot of pride and enthusiasm that we present the newly designed *Broadcast Engineering* magazine. The staff has spent the last six months working with leading magazine design firm Alpanian Design Group to develop the best looking and most readable magazine possible. We reviewed the latest research in reader needs and preferences for



magazine look and feel. Then, led by Alan Alpanian and his staff, we set about developing a completely new look and feel that we believe is both unique and easier to read. The new format is more open, more colorful and easier on the eye.

Our goal was to improve the presentation, while keeping the award-winning contents that keep readers coming back. We've kept the knowledgeable authors that have made *Broadcast Engineering* the *Journal of Digital Television*. Inside, you'll still find the work of Brad Gilmer, Michael Robin, Don Markley, John Luff, Paul McGoldrick and Harry Martin. Plus, we've added a new technical writer, well-known and respected industry guru, Craig Birkmaier. Craig will be focusing his research and writing on several new topics designed

to help you better understand the application of technology to business.

We've also developed a new column, *Download*, to look at a different technology each month. You'll learn how the technology applies to your business and what it takes to implement it. This will be a "heads-up" look at developing applications that broadcasters and content developers are just now beginning to implement. You'll learn what you can do to bring their success to your facility.

We've also made corresponding changes to our Web site. Perhaps most beneficial to readers is the online classified ad section. Need a job, or want to post a job? See our Web site, www.broadcastengineering.com, for help.

Over the last year, most of you have asked, "Will the industry survive; will business get better?" You bet it will! As evidence, a recent report commissioned by the NAB and MSTV estimates that DTV set penetration could reach 75.5 percent by 2006 if all new sets sold after Jan. 1, 2004, had DTV tuners. And HDTV is increasingly popular. Just visit your local electronics store and watch people plunk down their credit cards for large-screen, HD-capable sets. Indeed, this editor has committed to HDTV with the purchase of his own set. And as soon as my local stations begin HD transmissions, I'll be there with a tuner.

HD Olympic coverage will be provided on NBC and on HDNet on a delayed basis. Millions will now have an opportunity to view the Olympics in HD. When viewers see HD in their friends' homes and at the local electronics stores — they'll want it! And we want you to share in the building excitement.

Over the next year, *Broadcast Engineering* will be bringing you many exciting articles — all designed to help you and your facility be more successful. From implementing HD to datacasting to interactive TV, the answers lie in the upcoming pages of *Broadcast Engineering*.


Broad Dick

editorial director

Send comments to: • direct: editor@primediabusiness.com • Web site: www.broadcastengineering.com

Get a grip with simple switching solutions

Powerful, sleek and reliable. Miranda's Network Series Routing Switchers offer cost effective compact packages in a complete range of analog, digital, audio, video, HD and telecom routing switchers. So compact, they can easily be mounted in the rear of a rack, reducing used rack space to zero. Easy installation and maintenance free, Network Series Routing Switchers are available in sizes of 16x2 up to 128x2, 8x8, 16x16, 32x32 and 64x64. Switch today for the flexibility you want in the size you need.



www.miranda.com/network

Miranda Technologies Inc. tel.: 514.333.1772, ussales@miranda.com

Miranda Europe: eurosales@miranda.com

Miranda Asia: asiasales@miranda.com



THINK PURPLE



Image courtesy of Fox Sports

Image courtesy NBC



Image courtesy of Fox Sports



SGI® Media Commerce™ Solutions
Create • Manage • Deliver • Transact

SGI in Centralcasting

Newsflash! SGI led the centralcasting revolution—even before the term “centralcasting” was coined. It’s a well-known fact that SGI® graphics workstations are a respected staple in broadcast weather graphics, virtual sets and content creation. It’s a less well-known fact that SGI Media Server™ systems are powering centralcasting operations in broadcast, and cable networks. Add the huge number of SGI® Origin® family servers used to cache and store media on the Internet or stream media in video-on-demand deployments and a different picture of SGI® solutions begins to unfold.

Open Standards and Interoperability

The revolutionary SGI Distribute Data, View Video approach to video serving, adopted by European centralized broadcasters, is a key enabler to implementing the centralcasting models currently being proposed throughout North America. The flexible and scalable SGI approach applies open-system design to a variety of centralcasting models. SGI Media Server for broadcast interfaces with popular automation, news automation, and news services applications. A host of powerful SGI partner products can also be integrated for browsing, editing, transcoding, caching, streaming, digital asset management, and archiving.

The SGI Media Server for broadcast is at the center of some highly efficient centralcasting infrastructures already implemented in Europe. These customers see great performance advantages in the combination of video serving and TP (total performance) storage technology from SGI.

SGI Media Server for Broadcast

Proprietary systems are very good at doing what they are supposed to do. That’s the problem. The rules and your needs change and closed systems can’t keep up. Unlike other media servers on the market, the SGI system is based on Origin family servers and the industry’s most robust UNIX® operating system, IRIX®. And its operation is based on open standards for video, data networking, file transfer, and storage. Format agility is key to SGI Media Server for broadcast which supports the most popular broadcast digital formats—MPEG-2 (GXF and MXFile formats), DVCPRO, and uncompressed. For moving video within or between facilities, the SGI Media Server for broadcast manages video as data and distributes files at faster than real-time rates over data networks. It is a powerful and versatile solution for mission-critical applications including acquisition, play to air, commercial insertion, serving digital news editing systems, and distribution between and within facilities.

Digital Asset Management and Centralcasting

A centralcasting model generates a need for asset management. The layer of the centralcasting architecture above media servers is the asset management software that controls the transfer and archive of video files. SGI® StudioCentral™ Library is a digital asset management infrastructure that is globally scalable and built on open standards.

The SGI approach is that asset management and broadcast serving must work hand-in-hand: This is why SGI StudioCentral Library 3.0 integrates with Media Server for broadcast and tape robotics for backup and archives. StudioCentral is engineered to seamlessly scale to global, usage and harness the content-sharing power of fast wide area networks. Media Server for broadcast, StudioCentral, and SGI® Total Performance storage products provide the structural framework for other third-party applications.

Scalable Serving and File Sharing

Regardless of the distance, moving video over data networks with highly scalable Origin family servers preserves the quality of the content. Data is identical from where it left to where it arrives. But, even more important, the speed of the transfer is a business decision that can be controlled by you instead of the server manufacturer because SGI has the largest variety of network interfaces available. The Origin series provides unparalleled sustained throughput for high-speed support of the latest networking protocols. With their superior scalable processors, storage, I/O network connectivity, high-bandwidth, and efficient resource distribution, Origin family servers are performance leaders—the most modular in the industry.

Total Performance Storage

SGI® Total Performance 9400 (TP9400) storage arrays enable customers to solve large, complex content management challenges with standard or customized solutions designed for reliability and throughput. The 2Gb SGI TP9400 storage system with the SGI® CXFS™ clustered file system serves as a broadcast SAN uniquely enabling heterogeneous, simultaneous and faster-than-real-time shared file access between multiple hosts for applications such as direct server editing while simultaneously protecting bandwidth for critical broadcast applications. CXFS software with an SGI TP9400 SAN provides faster time to content creation and distribution by enabling users to share the same video over fast data connections, avoiding the need to move or copy data during each step of the workflow process.

SGI Worldwide, Corporate Headquarters, 1600 Amphitheatre Pkwy., Mountain View, CA 94043, USA

© 2002 Silicon Graphics, Inc. All rights reserved. Specifications subject to change without notice. Silicon Graphics, SGI, Origin, IRIX, and the SGI logo are registered trademarks and Media Commerce, SGI Media Server, CXFS, and XFS are trademarks of Silicon Graphics, Inc. UNIX is a registered trademark of The Open Group in the U.S. and other countries. All other trademarks mentioned herein are the property of their respective owners.

sgⁱ™

SVERIGES TELEVISION (SVT) of Sweden transitioned to all-digital production with 34 SGI Media Servers for Broadcast and an SGI Origin 3400 system, moving all of its news, sports, and current events programming units into a new, all-digital facility in Stockholm supported by the SGI infrastructure.

"Sveriges Television is very pleased to have launched a new digital production system based on Internet technology. The new system was put to a test during the extreme news situation the first week of operation in early September, and came through without failures," said Niklas Krantz, project manager for SVT. "The networked system, where playout is done from seven SGI Origin 200 Media Servers, ingest from three 4-channel SGI Media Servers and file transfers directed through an SGI Origin 3400, covers the whole of Sweden: 10 news rooms in Stockholm and 10 regional news rooms around Sweden, connected on a network for faster than real-time transfers of video files. We have been able to do more than we ever thought possible with SGI Media Server."

THE WEATHER CHANNEL relies on two SGI Origin 2000 servers, and more than 50 Silicon Graphics O2 high-performance graphics visualization systems to deliver weather information to cable head-ends throughout the U.S. Over 2,000 SGI media servers receive the centralcast localized weather information and play to air under central control. SGI systems also enable the Weather Channel to broadcast local weather forecasts to over 10,000 different locations.

"The Weather Channel uses SGI visual workstations to process, store and distribute weather imagery to cable systems throughout the United States," said Raymond Ban, executive vice president for meteorological affairs and operations, The Weather Channel. "Thanks to SGI technology, The Weather Channel is able to bring viewers the newest graphics and most accurate, up-to-the-minute forecasts."

FRANCE TÉLÉVISION PUBLICITÉ, the advertising production subsidiary of national broadcaster France Télévision, converted last year to all-digital ad insertion using SGI Origin servers for their public service networks (France 2, France 3 and La Cinquième) and six cable TV stations.

"La Cinquième broadcasts clips in MPEG-2 formats, which are transferred from a central production to the remote transmission facility then served directly from the SGI Media Server for Broadcast," says Christophe Scherer, France Télévision Publicité's IT director. "It not only saves considerable editing time, but also enables us to react rapidly to any last-minute changes before on-air broadcast."



ATSC Table 3

Michael Robin:

I enjoy reading your articles. In your column *Getting from 4:3 to 16:9* on the *Broadcast Engineering* Web site, you did make one (to some people) faux pas. There is no 720 horizontal format in Table 3 in the ATSC standard.

JOHN GOLITSIS
MISSISSAUGA, ONTARIO, CANADA

Michael Robin responds:

I have several comments as follows:

- 1) Format conversions from 4:3 SDTV to 16:9 HDTV use signal sources as specified by the ITU-R BT.601 Recommendation with a 4:2:2 sampling strategy. Table 1 of the ATSC A53 lists this standard as well as two HDTV standards and refers to them as "Standardized Video Input Formats."
- 2) The "601" signals using the 4:2:2 sampling strategy have an active luminance sampling grid of 720 pixels by 483 lines. While the 720 sample structure is slightly adhered to, some signals may change the active number of lines to slightly different values. In my example, I used the 720x480 source format.
- 3) The change from 720 horizontal pixels to 704 occurs in the ATSC compressor. Table 3 of the ATSC A53 lists the allowed compression formats. The ATSC document does not explain why 720 is changed to 704 in the compressor. Interestingly, the ATSC A63 version intended for countries using the 625/50 scanning format specifies 720 pixels instead of 704. So, this is another ATSC item needing revision.



In response to the *Could Dead Birds Delay DTV?* editorial, *Broadcast Engineering* writer and consultant Don Markley reports:

A few years ago, I had the occasion to testify at a zoning hearing for a new 2000-foot tower north of Des Moines, IA, the third in an existing antenna farm.

Some of the protestors to the new tower presented a paper that had been prepared by either Iowa State or the University of Iowa showing the results of a two-year study of the dead birds around the tower. The protestors used the research to argue that any new structure would simply kill more birds and should not be allowed.

Upon studying the report, we found that none of the dead birds discovered around the towers were on the endangered species list or even presented a concern about their populations. In fact, many of the birds the protestors were concerned about were on the U.S. Department of Agriculture's listing of birds that are considered to be common pests and disease carriers.

We argued that the tower, therefore, provided a valuable public service in reducing the population of those undesirable pests without killing any endangered or concerned species.

While the zoning commission didn't buy our argument as to the public service provided by the tower, they also didn't consider the bird kill to be objectionable and approved the tower.

Is cable preventing HDTV?

Since August of this year, I have been on a list of people waiting for HD boxes from Time Warner cable (located in a large mid-United States city). As of two weeks ago, I was number 492 on a list of 700 or so local people who are also waiting on HD set-top boxes from the cable company. The customer service rep I talked to had no idea how much longer I might have to wait.

This is an improvement over when I first put my name on that list. Then, the customer service rep at the Time Warner office couldn't (or wouldn't) even tell me how long it might take or how many people were ahead of me. In fact, she seemed to want me to stop asking questions and leave as soon as possible.


This time when I called, they had a partial answer for the delay, "They're made by hand."

Aside from the question of hand construction, this seems like a strange way to do business, especially with this kind of demand. If there are 700 people on the list for an HD STB that will cost them an extra \$10 per month into eternity, that amounts to a minimum of \$84,000 per year for the cable company. All that money is sitting on the table right now! And, that doesn't take into account the many potential subscribers who may have gotten discouraged and went to DirecTV.

The slow penetration of HDTV is often rightfully blamed on the broadcasters' lack of HD content. But, with major cable companies like Time Warner as the gateway to these programs, it seems hypocritical for the cable industry to claim that it can't (won't) make HD STBs available to the customers who've been waiting months to get them.

SBE CERTIFIED BROADCAST TELEVISION
ENGINEER
NAME WITHHELD ON REQUEST

***When you dive into an
uncertain future,
make sure you do it
from a secure platform.***



Changing delivery systems. Proliferating standards. Complex asset management. These are just a few of the rapidly emerging demands that can sink most video servers. Good thing the Profile® XP Media Platform does so much more than traditional video servers. The Profile XP features an advanced architecture capable of handling formats from SD and HD to the Internet, for the ultimate in future-proof digicasting.

Take, for example, the new PVS1100. A member of the Profile XP family that's optimized for demanding production applications like news and sports. It offers superior performance in either a distributed, or networked environment. Insulating you from "you guessed it" future changes. Plus, it gives you the world's best off-speed play technology, as well as tight integration with our Digital News Production Solution and major third party applications. Standing behind all this is the Profile XP's built-in redundancies that have zero tolerance for failure. And the Grass Valley Group service team. They're always ready to help with your transition to digicasting. Is it any wonder that more broadcasters and video professionals in more places throughout the world rely on the Grass Valley Group to produce, manage and deliver media content? Come on in, the future feels great. www.grassvalleygroup.com/ad/profile **MEDIA WITHOUT BOUNDS™ SOLUTIONS**

Maximize product performance through Training, <http://www.gvgtraining.com>.



Casting for DTV Business Models

BY CRAIG BIRKMAIER

Is data the big fish that got away?

Two years ago data broadcasting was catching the enthusiastic interest of broadcasters looking for additional revenue streams from their investments in the DTV transition. Everyone was casting their bait into the DTV stream.

Today, a business plan that will turn data broadcasting into a viable business remains elusive.

Questions about modulation and

gress. This despite the fact that ancillary services were authorized by the 1996 Telecommunications Act.

Questions about the allocation of bits for these new services have been raised by the broadcast networks, apparently concerned about the impact on the delivered quality of HDTV programming and/or the ability to entice affiliates to carry network data services.

And the question of how to deploy a sufficient quantity of data-broadcast-

Where's the competition?

Congressional subcommittees of the Justice and Commerce committees held hearings about the proposed merger of DirecTV and Dish Networks on Dec. 4, 2001. As it to demonstrate just how confusing these issues are, at these hearings, most Congressmen took positions for or against the proposed DBS merger, but they did not divide down party lines, or along rural/urban lines.

The fundamental question is who's competing with whom?

If the merger is viewed from the narrow perspective that DirecTV competes only with DISH Networks, it seems clear that the merger would be denied. But DISH and DirecTV argued that the real competitor is cable, and that they need economies of scale to compete more effectively. A key factor in the debate is carriage of local broadcast signals via the DBS services. Since DirecTV and DISH are competing for the largest markets, where they can reach more potential subscribers, they duplicate the local signals they carry. New spot beam satellites are on the way that will make it possible to carry more local broadcast channels, but there would be better synergy if the competing DBS services did not need to duplicate both local channels and the 100 to 200 national channels they deliver today. At the hearings they promised to deliver all signals to 100 markets, including at least one TV market in every state. **BE**

Action on the Internet has shifted to business-to-business applications.

reception have cast doubt on the viability of DTV broadcasting to push IP data and digital media content to the masses.

Questions about the use of the DTV channel to compete with other broadband services have been raised by Con-

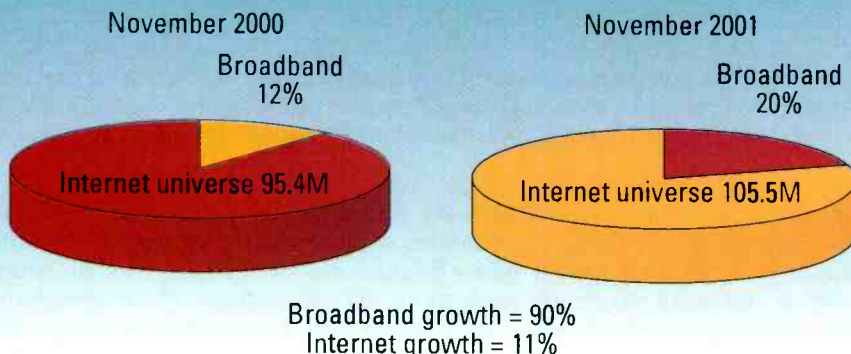
capable receivers to enable a viable business remains unanswered.

Today, the only platform that exists for data broadcasting is a PC, to which one must add a DTV receiver board that costs between \$300 and \$500. External receivers that interface with a PC

FRAME GRAB A look at the issues driving today's technology

Broadband adoption rate continues to soar

One fifth of surfers now use broadband



SOURCE: Nielsen/NetRatings

www.nielsen.com

TAKE THE MAXELL CHALLENGE

SEE WHY NO RECORDABLE MEDIA OUTPERFORMS MAXELL



BILL THOMPSON
Crawford Communications, Inc.



MARK SMIRNOFF
Modern VideoFilm



STEVE WILD
Grace & Wild, Inc.



RANDALL PARIS DARK
HD Vision

Join industry leaders such as Bill Thompson of Crawford Communications, Inc., Mark Smirnov of Modern Videofilm, Steve Wild of Grace & Wild, Inc., and Randall Dark of HD Vision. Find out for yourself what they already know – that no other recordable media outperforms Maxell.

When it comes to outstanding quality, reliability and customer service, Maxell is at the forefront of the industry. No other tape has a better signal-to-noise ratio, better picture clarity & longer life.

We guarantee it.



maxell

PROFESSIONAL

via USB or Firewire have not been developed for ATSC.

The collapse of the dotcoms, not to mention the downturn in television ad revenues, didn't help. Geocast was unable to line up additional funding and pulled the plug March 1, 2001. iBlast managed to secure additional funding, and is now testing the first of more than a dozen proposed services in Los

Angeles. DTVPlus, a joint venture with WRAL-DT, recently launched TotalCast, the first regularly scheduled data broadcast service, in Raleigh/Durham, NC. Dotcast is working with Disney to develop a system that will use both analog and digital broadcasts to deliver movies to local cache storage for consumption on demand. Meanwhile, SpectraRep has focused on business-to-business



DTVPlus and WRAL-DT recently launched a datacasting service to transmit broadband content such as the game shown above directly to personal computers.

applications using encrypted DTV broadcasts.

The PC remains at the center of the datacasting pond, largely because of the rapid proliferation of new forms of digital media based upon the Internet's TCP/IP packet data standards. The programmable nature of the PC enables entrepreneurs and early adopters to test the waters of this new medium in hopes of landing the killer app that will drive DTV into millions of homes.

To address this opportunity, a wide range of companies, with technologies relevant to the development of the markets for datacasting, have formed the PC DTV Promoters Group. Member companies offer technology or services that enable PC users to receive digitally broadcast signals from terrestrial stations, cable services or satellite providers. Products include DTV receiver cards, HDTV software decoders and data broadcasting services.

Business models for datacasting

Despite the lack of success with datacasting to date, there are those who are still optimistic.

Pete Lude, vice president of broadcast engineering for iBlast, is one. Lude believes that the current DTV transmission standard is solid enough to build a viable datacasting service upon. "High-speed cable and DSL data services can't reach everyone today. We can reach more potential customers than cable or DSL in most markets." iBlast counts among its affiliates 255 TV stations in

All the right moves.

Telemetrics' TM-CTS Curved Trolley System turns a new corner in versatility, performance and price. With low-profile aluminum curved and straight tracks that can be easily mounted on lighting truss, the ceiling or shelf. A precision engineered trolley with smooth and quiet operation that can be configured for single coax cable connection and high-speed operation. Plus pan, tilt, zoom and focus capability.

The TM-CTS also integrates with Telemetrics' complete line of control panels, software, receivers and accessories to meet virtually any camera robotics application. Add some new moves to your productions with Telemetrics – the camera robotics company with all the right moves.

Telemetrics Inc.
CAMERA ROBOTICS SYSTEMS

6 Leighton Place, Mahwah, NJ 07430
201-848-9818 • Fax 201-848-9819
www.telemetricsinc.com



1100010011110101101001110110011010111

ROHDE & SCHWARZ

EFA



Model 53

8VSB TV Test Receiver

EFA Family of
Television Test
Receivers

Specifications:

- Model 53 [4.5 ... 1000 MHz, -72 ... +20 dBm]
(w/ option EFA-B3, RF Preselection)
- Simultaneous Decoding & Measurement
- SMPTE 310 Serial Output
- 6 MHz SAW Filter

Measurements:

- Level
- Pilot Value
- Carrier Frequency
- BER, SNR, MER, EVM
- FCC Shoulder

Displays:

- Ghost Pattern
- Frequency Response
- Constellation Diagram
- Amplitude/Phase Response
- Spectrum Display

COMPLETE PRODUCT INFORMATION:
"SEARCH EFA" ON OUR INTERNET SITE.

<http://www.rohde-schwarz.com>

ROHDE & SCHWARZ, INC.

7150-K Riverwood Drive - Columbia, MD 21046-1245
Phone: (410) 910-7800 Fax: (410) 910-7801

11000100111101011001011011010001110010110111001001



Once again Anton/Bauer will be the Battery and Charger of choice for Olympic broadcasters...

SALT LAKE CITY 2002



Anton/Bauer will be available on site February 4th to February 26th 2002



Support team available 24/7



Contact us at 203-521-1397



Service, loaners, rentals, and sales of equipment available



Check us out at www.antonbauer.com



Email questions or equipment needs to: Olympics@antonbauer.com

Anton/Bauer, Inc.
14 Progress Drive
Shelton CT 06484
203-929-1100
www.antonbauer.com

Download

BEYOND THE HEADLINES

156 markets.

Still, Lude' concedes that the real question is "What is the business model?" Hoping to answer that question, iBlast is testing a PC-centric new service called Powercast to deliver news, entertainment, movie trailers and program reviews, with content being provided by iBlast investors.

In Raleigh/Durham, WRAL-DT recently began deployment of the TotalCast service in collaboration with DTVPlus and AccessDTV. The service broadcasts broadband content including video on demand and local programming directly to personal computers

using the digital television signal.

Products that integrate analog television/cable tuners and personal video recording capabilities for PCs have been selling briskly. But the total number of consumers using DTV datacasting services may still number in the hundreds.

Today the real action on the Internet is in business-to-business applications. Most businesses have broadband capabilities, a critical enabling technology for applications enhanced with digital media. One business focused on this opportunity is SpectraRep.

SpectraRep bridges the gap between the content provider and local content distributors by bringing them together by delivering content via satellite to a local broadcast station that then becomes the hub of a local wireless streaming media network. The DTV broadcast infrastructure is used much like an STL. Each reception site benefits from a fixed professional antenna installation and any equipment required for bridging into the facility's analog TV or data networks. For example, SpectraRep is working with its affiliate KLAS-DT in Las Vegas to create distribution networks focused on the trade show business in Las Vegas. The Las Vegas and Sands Convention Centers and a number of area hotels are equipped to receive and distribute the data broadcast.

Cooperation

According to John Able, a former head of the NAB, broadcasters need to work together to develop a competitive business model. He believes they first need to develop a receiving device that supports existing TV sets. **BE**

Craig Birkmaier is a technology consultant at Pcube Labs, and hosts and moderates the Open DTV Forum.

IN ADDITION

Visit our Web site, www.broadcastengineering.com, for more discussion on the options available to broadcasters searching for a way to generate revenue by datacasting.

DOWNLOAD URLs

PC DTV Promoters Group

www.pcdtv.org/

Datacasting companies/services dotcast

www.dotcast.com/htdocs/home.htm

DTVPlus

www.dtvplus.com/

iBlast

www.iblast.com/

SpectraRep

www.spectrarep.com/

TotalCast

totalcast.dtvplus.com/

TV+Internet

www.tvplusinternet.com/

Wavexpress

www.wavexpress.com/

Receiving hardware

AccessDTV

www.accessdtv.com/

B2C2

www.b2c2inc.com/products/pc-products.html

Hauppauge

www.hauppauge.com/


Ravisent

www.ravisent.com/products/indexCPDTV.html

Videon Central

www.videon-central.com/hdtv.phtml

Announcing a technological breakthrough: A serial digital interface audio video delay.



Delaying everything for up to 10 seconds is as easy as pushing a button. Delaying everything for as long as an additional 20 seconds is also an option.

The new D1 Pipeline is Prime Image's popular Pipeline audio/video delay device, but with a serial digital interface. D1 Pipeline features 10-bit video processing, with primary as well as an auxiliary/alternate video input. Audio processing is 24-bit, with four channels in and out; select AES/EBU, digital or analog. Four auxiliary/alternate audio channels (also AES/EBU, digital analog) can be switched with, or independent of, auxiliary video. All that, in a rack-mounted unit just 2U high.

D1 Pipeline. It's about time — delaying it, utilizing the latest high-speed computer technology.

**Prime
Image**[®]

The Digital Video People
Tel (408) 867-6519 Fax (408) 926-7294
www.primeimageinc.com



Use of Digital Frequencies for Analog Operations

BY HARRY C. MARTIN

In September, the FCC issued an order regarding its ongoing 700 MHz "band-clearing" proceedings in which it said television stations now operating on Channels 59-69 can move to their digital channels and operate in the analog mode until the latter of December 31, 2005, or the date in which there is 70 percent penetration of DTV receivers in their markets.

Previously, the Commission had encouraged band clearing by Channel 59-69 licensees, but said that any station moving its DTV channel as part of a band-clearing plan would have to convert to DTV and abandon analog operations altogether by the May 1, 2002, DTV operations deadline.

Various wireless industry groups have been pushing the FCC to adopt procedures to encourage clearing the 700 MHz band so it will be available for public safety and advanced wireless services. The FCC wants to clear the band so it can proceed with a planned June 19th auction of 700 MHz spectrum, which the government hopes will bring in billions of dollars. But with broadcasters occupying the band for the indefinite future, the FCC may be selling "green bananas" and will not likely receive the huge sums it expects.

The National Association of Broadcasters and the Association of Maximum Service Telecasters have been participating in these proceedings in order to en-

sure that existing TV stations do not find their service areas compromised by the new short-spaced analog facilities. The FCC allows a DTV station to cause interference (calculated according to the Longley-Rice method) to up to two percent (2%) of the Grade B service area of an incumbent analog station. However,

standards, there will be very little band clearing until the nation has converted to DTV. With most DTV receivers still on the shelves at Circuit City and Best Buy, such a conversion is years away.

Individual applications now are pending that propose the use of DTV channels in the analog mode. The short-spac-

Various wireless industry groups have been pushing the FCC to adopt procedures to encourage clearing the 700 MHz band.

the analog-to-analog interference rules are based on the minimum mileage spacings contained in Section 73.610 of the FCC's rules. An industry study shows that of the 82 stations in the Channel 59-69 band which have DTV channels in the core (channels 2-51), only two could meet the FCC's analog spacing standards using their DTV channels. This is not surprising. If DTV-allotted channels were fully spaced under the analog rules they would have been added to the Table of Allotments as analog stations years ago.

This means the FCC's September initiative to further encourage Channel 59-69 band clearing may be a complete flop. Such a failure, as noted, would have disastrous consequences for the FCC's efforts to get top dollar at its upcoming 700 MHz auction. Potential bidders for the frequencies will have no idea when they will be vacant and available for wireless use. Unless the FCC agrees in the context of individual waiver requests or through further action in its band-clearing rulemaking proceeding to relax its analog-to-analog interference

ing waiver requests in some of these applications show that less interference would be caused than the FCC has already permitted the station to cause if it operated on the same channel in the DTV mode (e.g., 1.9 percent interference to the co-channel station's Grade B when the new facility is operating in the analog mode vs. 2.0 percent if the facility were operating, as already authorized by the FCC, in the DTV mode). Ultimately, the FCC may need to take the rulemaking route to determine how much protection should be given to the incumbents from the temporary analog operations.

BE

Harry C. Martin is an attorney with Fletcher, Heald & Hildreth PLC, Arlington, VA.

IN ADDITION

For a look at how NCE-TVs may profit from DTV, visit our Web site at www.broadcastengineering.com and click on FCC Update.



Send questions and comments to: harry_martin@primediabusiness.com

Dateline

The deadline for commencement of DTV operations by all commercial stations is May 1, 2002. For non-commercial educational stations, the deadline is May 1, 2003.

NEW

Seamless switching with cuts and dissolves between RGB input #1 and any video input

Color, tint, brightness, contrast, sharpness, horizontal and vertical sizing, and horizontal and vertical centering

Audio switching option

RS-232 control

Internal power supply

Composite video, S-video, component video, HDTV, and RGB inputs (RGB will be passed through on output)

Optional SDI input

Pass-through and scaled RGB outputs available simultaneously on 15-pin HD connector and five BNCs

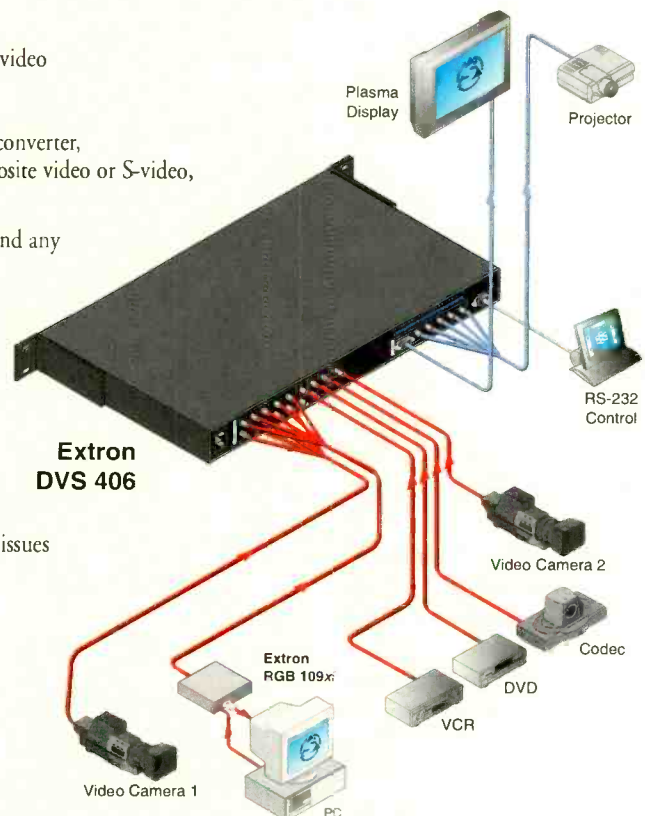
Extron® DVS 406

The Next Generation Video Scaler

Extron introduces the DVS 406, a resolution-enhancing video scaler with an innovative feature set. The DVS 406 combines input flexibility and seamless switching with superior image quality enhanced by Extron's patent-pending scaling technologies: Dynamic Motion Interpolation (DMI™), 3:2 and 2:2 pulldown detection with True-Rate Film Recovery™, and Accu-RATE Frame Lock (AFL™). With this high performance scaler, A/V system integrators can improve image quality and simplify system design while building in future-ready upgradeability.

Extron's DVS 406 video scaler provides the following advantages:

- Converts NTSC, PAL, or SECAM video into high-resolution RGB video
- 33 different output rates, including HDTV
- Six video inputs for input flexibility: One RGB or HDTV to RGB converter, one RGB or interlaced or progressive component video, three composite video or S-video, one SDI (optional)
- Seamless switching with cuts and dissolves between RGB input #1 and any video input
- Dynamic Motion Interpolation™ delivers superior level of image enhancement with no loss of image fidelity
- 3:2 pulldown detection for NTSC and 2:2 film detection for PAL helps maximize image detail and sharpness for materials that originated from film
- True-Rate™ recovers the natural motion dynamics of material that originated from film
- Accu-RATE Frame Lock™ technology solves frame rate conversion issues
- SDI input option
- Key capability allows text to be overlaid onto video
- Aspect ratio control — Ability to resize image to accommodate different aspect ratios
- HD YUV to RGB converter
- Audio option available
- RS-232, contact closure, and optional IR remote control



www.extron.com/4/dvs406



Extron® Electronics

800.633.9876

www.extron.com

PPV/VOD



BY LARRY BLOOMFIELD

Video on demand (VOD) and interactive television (iTV) currently seem to be popular topics with broadcasters.

When it comes to multicasting, the FCC says a television station is only required to transmit its main channel in the clear. Depending on the quality of service needed and the type of multiplexing used, a station can transmit more than a dozen channels to serve almost any need, purpose or audience. Cable and multipoint distribution systems have been generating revenue by subscription and pay per view (PPV) for decades.

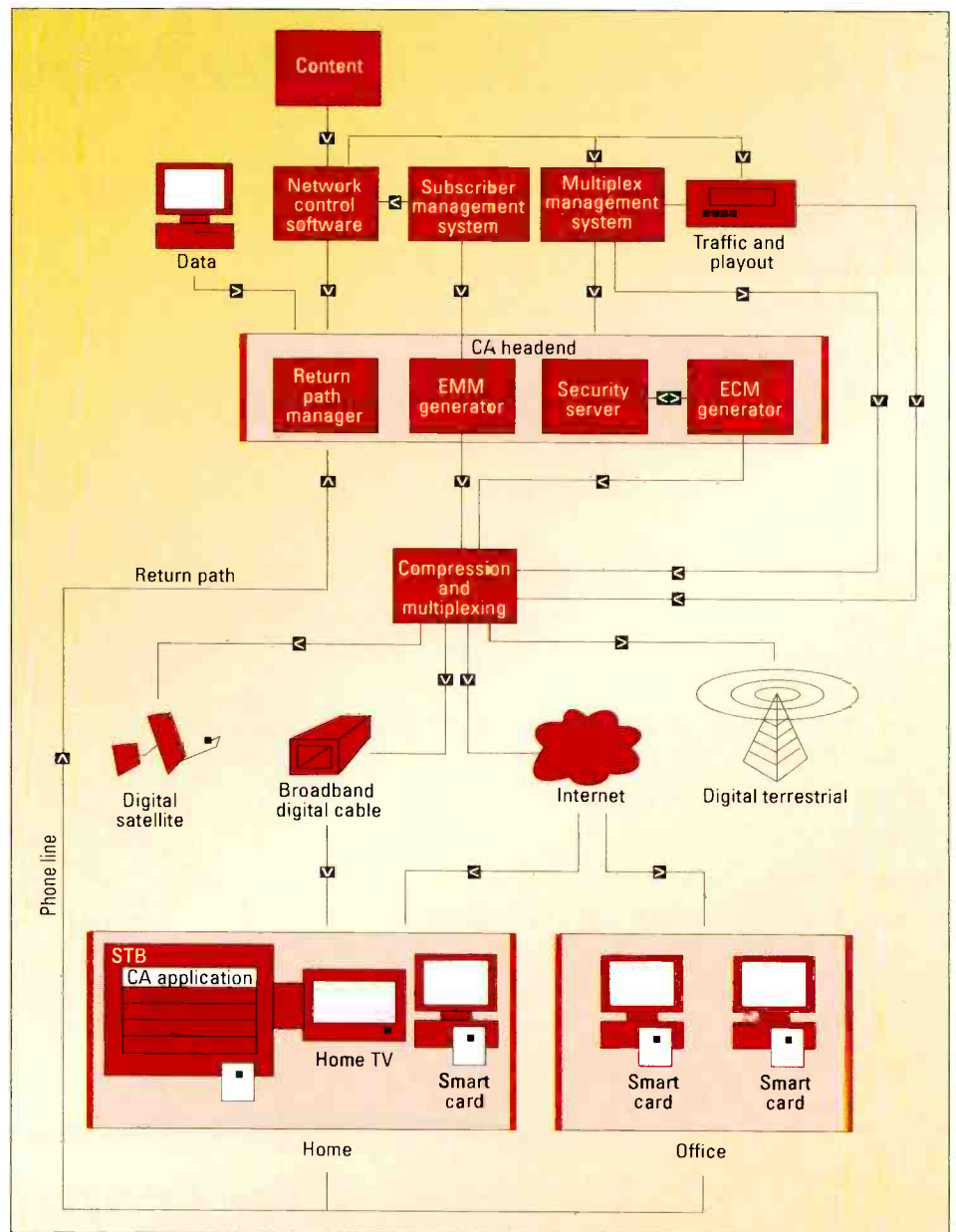
Other potential revenue generators include near video on demand (NVOD) and subscription video on demand (SVOD). But marketable content is critical to making any of these services successful.

The term "pay per view" usually conjures visions of movies, concerts, sports and other special events, but why not add to that educational opportunities or other non-entertainment applications?

In addition to the DTV approach of over the air (OTA) multicast, there is also the option of offering VOD/PPV and iTV material using the Internet. If real-time delivery is not necessary, VOD can offer QoS that could exceed that of HDTV, provided end users have storage and playback facilities in place

to accommodate it. As the quality of IP delivery improves this could become an important alternative delivery approach. iTV is slowly coming into its own also.

There's little question that iTV will make use of both PSIP and IP to afford full two-way digital communication. The University of California at



An integral part of utilizing PPV/VOD for revenue generation is having mechanisms such as the system shown above in place to control access to material and handle billing. Image courtesy NDS.

A Leader is Born

NEO

Dynamic - Modular products for interface, conversion, distribution, processing, routing and more...

Multilingual - Supports analog, hybrid, serial digital, high definition and optical systems

Intelligent - Software tools provide remote control, monitoring, diagnostics and inventory of all products

Diplomatic - Bridges Leitch products with other equipment into a single, seamless broadcast system

Visionary - Scalable architecture designed to accommodate future technologies

Unpretentious - Allows for simple, straightforward operation and upgrades

Trustworthy - Front-loading, hot-swappable modules, power supply and fans with redundant logic cards

The marriage of superlative hardware and revolutionary software has resulted in the birth of NEO, a powerful, modular interface and conversion product line capable of IP-based network control, diagnostics, inventory and monitoring.



Once just a glint in an engineer's eye, our little miracle is undoubtedly destined for greatness.



The NEO series of modular products is engineered to provide a smarter, superior system. Born to be a leader, to skillfully handle any format or standard, NEO has been conceived to simplify the evolution and growth of your facility.

Leitch invites you to come and look upon the face of the future.

www.leitch.com
1-800-231-9673

Berkeley, for example, has a VOD system that is designed to provide access to a large amount of video information over computer networks. Clients can submit requests over the Internet to the VOD system to view audio, video and graphical streams. Data is then streamed from a media file server through the network to the client's computer.

CNN has a rather impressive VOD service available on the Internet, as well as by subscription to other delivery technologies. This technology could be scaled down to fit the needs of a local or regional operation.

If broadcasters wish to get paid for their on-demand services, they need to maintain control of the content. Figure 1 (on page 22) shows a typical demand video system for hire. Whether the delivery method is terrestrial, broadband, hardware or satellite, conditional access is important to the delivery of content.

A subscription management system (SMS) can be used to grant access to

the method of distribution. Once there is a subscriber base, the next level of control grants conditional access to specific material and provides a level of protection to the producer of the content. This is key in light of concerns about copyright protection and intellectual property rights.

Conditional access systems determine the time, delivery method and length of subscriber access to the selected material, ensures they get billed for that access, and protects content from unauthorized viewing.

There are a number of ways of letting subscribers know what is available for purchase, including a menu or GUI where selections can be made. Some systems rely on a set-top box with a smart card that the end user addresses. Other approaches require the subscriber to call in to select what they want to see. Both record the choices for billing purposes.

Broadcasters wishing to implement on-demand video services must have access

to the material they wish to distribute, either in-plant or from one of several "networks" offering these services.

Video servers are becoming a mainstay in most television facilities and can be used to provide local access to material for on-demand services. The capacity and the number of output ports are the only limiting factors in granting access to a video server's contents.

Purchasers of an automation system would be well advised to find out if their intended system will accommodate SMS, CA and other such add-ons; some of the better known names in this field will not at this time.

Cable and DTH operators have found PPV and NVOD lucrative and many are introducing iTV. Broadcasters might do well to give some consideration to this method of generating revenue.

BE

Larry Bloomfield is a consultant in the broadcast industry.

Build a Networked Broadcast Studio



Turn around programming and news faster than ever before. **ACQUIRE** raw feeds directly to disk. **EDIT** in real time. **CREATE** graphics, titles and animations. **PLAYOUT** straight to air. Shared storage and common file formats mean transcoding, tape swapping and running back and forth between recording rooms, edit bays and the playout center are a thing of the past. Welcome to the digital era!

The increased productivity, quality and cost-effectiveness inherent in an all-digital networked broadcast studio can be a reality in your environment. Matrox-based solutions are already making it happen 24/7 in facilities around the world.

Contact us today for a free white paper that describes how you can build and benefit from an all-digital facility.

1-866-270-4636
www.matrox.com/video

cost-effective . flexible . proven



CAM-1

CAM-2


CAM-3

CAM-4



PROGRAM

SAT6



AIR

Strike one, you're out.

A single bolt of lightning can throw you off the air for hours — even days.

Even if your grounding exceeds minimum requirements, you could be in for some major league problems. One New England TV station lost \$140,000 in equipment costs, plus untold amounts in revenue, from lightning damage. A midwestern FM station was tossed off the air for several weeks, costing them thousands of dollars. And lightning doesn't affect just commercial stations. Virtually every transmission tower — whether for police and fire stations, 911 call centers or telecommunications — is at risk.

The only way to play it safe is to upgrade

your grounding system to 1-5 ohm resistance, as recommended by IEEE. At a fraction of what it would cost to repair and replace damaged equipment, you can get a correctly sized, properly installed copper-based grounding system. It's what these two stations did. And lightning hasn't been a problem since.

Learn how to protect your station from striking out — get our Power Quality CD-ROM and case histories today. Call CDA at **888-480-4276**. Or visit us at <http://powerquality.copper.org>.



Copper Development Association Inc.

250 Madison Avenue • New York, NY 10016



Understanding Composite Analog Video

BY MICHAEL ROBIN

All color television systems use the principle of additive colors, with green, blue and red as primary colors. The precise colorimetry coordinates are set in relevant standards. Monochrome compatibility requires the generation and transmission of a full-bandwidth signal representing the brightness component of the televised scene. This component is called the "luminance." The mathematical expression for the luminance signal is:

$$E'_Y = 0.587 E'_G + 0.114 E'_B + 0.299 E'_R, \text{ where}$$

E'_Y = The gamma-corrected voltage corresponding to the luminance information

E'_G = The gamma-corrected voltage corresponding to the green information

E'_B = The gamma-corrected voltage corresponding to the blue information

E'_R = The gamma-corrected voltage corresponding to the red information

In a studio environment, the bandwidth of the luminance signal is restricted only by the state of the art of the equipment used. Normally, the bandwidth of the luminance signal generated by the camera is at least 8 MHz, or a horizontal resolution in excess of 600 LPH.

in the receiver by a suitable combination of the blue and red color-difference signals.

The color-difference signals are scaled in amplitude by suitable multiplication factors to avoid transmitter overloading. The NTSC scaled color-difference signals are:

In a studio environment, the bandwidth of the luminance signal is restricted only by the state of the art of the equipment used.

The chrominance information is conveyed by two of the three primary signals minus the brightness component. These signals are known as the blue and the red color-difference signals. They are:

$$E'_B - E'_Y = -0.587 E'_G + 0.889 E'_B - 0.299 E'_R$$

$$E'_R - E'_Y = -0.587 E'_G - 0.114 E'_B + 0.701 E'_R$$

The $E'_G - E'_Y$ signal can be recreated

$$E'_{B-Y} = 0.493 (E'_B - E'_Y) \text{ and}$$

$$E'_{R-Y} = 0.877 (E'_R - E'_Y)$$

Component analog and digital standards use different scaling factors.

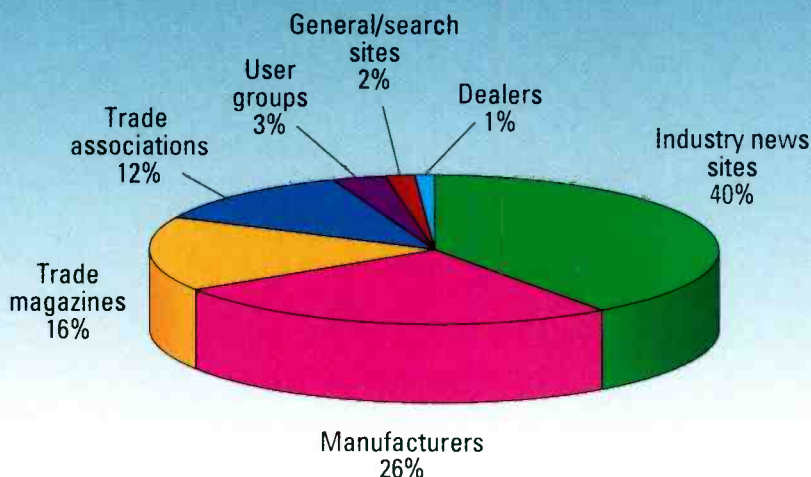
The NTSC system

The NTSC color-television system is a single-channel television concept. Luminance, chrominance and synchronization information are combined to be transmitted in a 6 MHz RF channel originally specified for monochrome transmissions. The transmission of color takes advantage of the characteristics of monochrome video's spectrum. Essentially, the chrominance information is transmitted in the spectrum "holes" of the monochrome information. As described in the SMPTE 170M standard, the concept uses a wideband (4.2 MHz) luminance signal and two narrowband chrominance color-difference signals of equal bandwidth. The color-difference signals may be B-Y and R-Y or I and Q, as in the original 1953 specifications of the NTSC system. The bandwidth of each of the color-difference signals may be 600 kHz or 1.3 MHz, depending on where they are used. The wider bandwidth is used within studio environments where there is no significant bandwidth limitation. But transmission

FRAME GRAB A look at tomorrow's technology

Professionals look to industry Web sites

Industry news is top demand



SOURCE: SCRI

www.scri.com

Nothing "instant" about this replay...



Trash the tape!

Get



- All the advantages of DISK vs. TAPE
- Simultaneous record and playback
- Instant access to replays
- User-friendly operation
- One operator for five channels
- Lower maintenance cost
- No heads to replace
- Less space required

Easily integrated into any production environment and providing instant advantages, Whiplash2™ allows you to gradually transition to disk by replacing one aging slow-motion VTR at a time.

Whiplash2 is designed for the fast-paced environment of live sports. Now you can record an entire sporting event from different camera angles without interruption, while executing simultaneous slow motion replay on demand.

And you can even use Whiplash2 to provide limited playback of pre-recorded clips such as bumpers, promos and commercials on a stadium videoboard.



At last, network-quality slow motion is not limited to those with network-sized budgets. So isn't it time to trash the tape? Put Whiplash2 on the job today.

think video @
LEITCH
www.leitch.com

Canada +1 (800) 387 0233 USA East +1 (800) 231 9673 USA West +1 (888) 843 7004
Brazil +55 (11) 3151 5093 Latin America +1 (305) 512 0045

and reception constrains the chrominance bandwidth to 600 kHz, and the remaining chrominance bandwidth is wasted.

Each of the scaled color-difference signals modulates a subcarrier. The two subcarriers are identical in frequency but differ in phase. The phase difference between the two subcarriers is 90°, so the original signals modulating the two carriers can be recovered without crosstalk. The two subcarriers are obtained from a common crystal oscillator. The type of modulation is suppressed-carrier amplitude modulation. It is consequently referred to as suppressed-carrier quadrature amplitude modulation. Since the subcarrier is suppressed, only the sidebands are obtained at the output of the modulators. This results in the complete cancellation of the chrominance signal when no colors are present.

The frequency of the chrominance subcarrier is an odd multiple of the half horizontal frequency. This results in the interleaving of the luminance and chrominance spectra. The type of spectrum interleaving used in NTSC is called half-line offset. The frequency of the subcarrier is equal to $f_{sc} = 455f_{H}/2 = 3,579,545 \pm 10 \text{ Hz}$. This leads to a slightly modified horizontal (15,734.25 Hz instead of the original 15,750 Hz) and vertical (59.94 Hz instead of the original 60 Hz) scanning frequencies. The chosen subcarrier frequency results in a reduced visibility, on a monochrome receiver, of the subcarrier sidebands and a potential 920 kHz beat between the color subcarrier and the audio carrier.

Figure 1 shows details of the NTSC

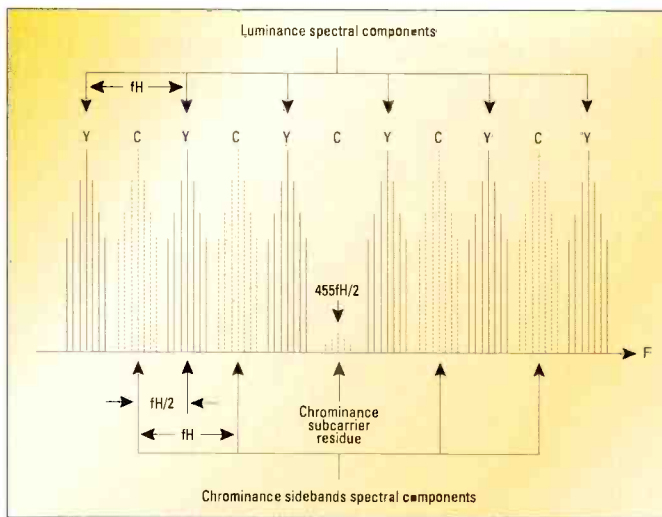


Figure 1. Details of NTSC FDM spectrum around the chrominance subcarrier

frequency-division multiplexing of the luminance and chrominance spectra around the chrominance subcarrier.

Figure 2 shows a simplified block diagram of an NTSC encoder using

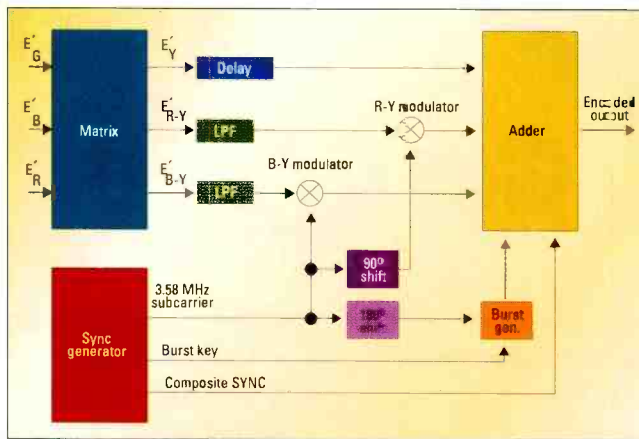


Figure 2. Simplified block diagram of NTSC B-Y/R-Y encoder

B-Y and R-Y color difference signals. Green, blue and red signals are fed to a resistive matrix that algebraically combines percentages of these primary color signals to form the luminance (E'_Y) signal and the two color-difference signals. Each of the color-difference signals is band-limited before being fed to the respective balanced modulators. A

3.58 MHz subcarrier feeds the B-Y modulator and, through a 90° phase-shift network, the R-Y modulator. The E'_Y signal is delayed to compensate for the chrominance delay introduced by the color-difference low-pass filters. The adder combines the luminance, chrominance sidebands, composite (horizontal and vertical) sync and a 180° phase-shifted gated subcarrier burst into a composite color signal.

Figure 3 shows a phase-domain representation of the B-Y subcarrier (0°) and the R-Y subcarrier (+90°). A third subcarrier identifies the synchronizing burst (+180°).

Figure 4 shows a vector representation of the chrominance subcarrier-modulation process. A given color, described by a given set of E'_{B-Y} and E'_{R-Y} signal values, is represented by two amplitude-modulated subcarriers in phase quadrature. The instantaneous values of the two modulated subcarriers result in a vector described by its amplitude and phase angle with respect to the B-Y phase (0°). The vector amplitude represents the color saturation and its phase angle represents the hue.

Figure 5 shows a 100/7.5/100/7.5 (100 percent) color-bar signal waveform resulting from the addition of

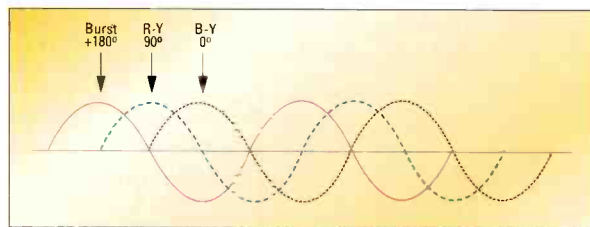


Figure 3. Phase domain representation of the two significant equal frequency subcarriers. The third subcarrier represents the synchronizing burst.

ON AIR

Tuesday Thursday Saturday Sunday
Monday Wednesday Friday

8 Days a Week



 **Euphonix**
the future is digital

Broadcasters rely on Euphonix digital consoles every day

And there are good reasons they do. The System 5-B is built from the ground up with a modular architecture, offering more levels of redundancy than any console available today: instant access to a backup power supply and DSP processing. EQ, dynamics and fader levels can be assigned to alternate channel control strips in seconds. Think of it as audio reliability insurance.

Contact us any day of the week to arrange a personal demonstration of the System 5-B all-digital broadcast console.

New York (212) 889-6869
Southeast US (615) 327-2933
Los Angeles (818) 766-1666
Tokyo (81) 3-3288-4423
London (44) 20-8901-7510
World HQ (650) 855-0400

www.euphonix.com

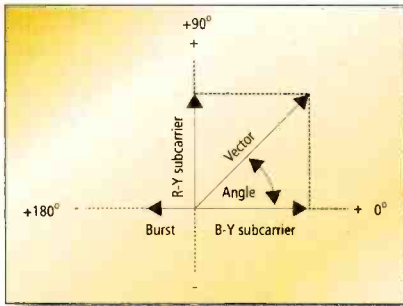


Figure 4. The instantaneous amplitudes of the subcarrier result in a vector whose amplitude represents saturation and phase represents hue.

luminance and chrominance components. A burst of nine cycles of frequency and phase reference subcarrier is transmitted during the back porch of the horizontal blanking interval. This reference signal is used to assist in the regeneration of the suppressed carrier required for the recovery of the B-Y and R-Y signals. Note that the peak positive signal excursion, for yellow and cyan colors, is 130.8 IRE, which is beyond the overload level of a television transmitter. Figure 6 shows the relationship between video signal level and percentage of video-carrier modulation. Television transmitter tests are carried out with a reduced amplitude color bar signal known as 75/7.5/75/7.5

(75 percent) whose maximum signal amplitudes don't exceed 100 IRE. It is important to stress the fact that peak-amplitude green, blue and red primary signals will generate composite color signals equivalent to the 100 percent color bar signal. Since there are no highly saturated yellow and cyan colors in nature, the probability of transmitter overload under normal operating conditions is very low. Problems occur,

however, with synthetic signal sources, such as character generators and graphic systems, which can create primary signals resulting in excessive-amplitude

composite-color signals and lead to transmitter overload. Video transmitter overload problems will affect not only the transmitted picture quality but also the accompanying sound. The sound is recovered in the television receiver by using the intercarrier beat frequency approach. This approach creates a signal that is frequency-modulated by the audio signal and amplitude-modulated by the video signal, resulting in a modulated beat frequency of 4.5 MHz to recover the audio signal. The 4.5 MHz signal is filtered by a bandpass filter to remove the video-signal component and is




Figure 5. NTSC 100/7.5/130/7.5 color bars signal waveform

Overmodulation of the video transmitter will result in cancellation of the video carrier. Under extreme circumstances, the derived 4.5 MHz audio carrier is periodically cancelled at the video horizontal and vertical scanning rates. This results in the so-called intercarrier buzz effect. This can be avoided by carefully monitoring and controlling video-signal levels to avoid transmitter overmodulation. **BE**

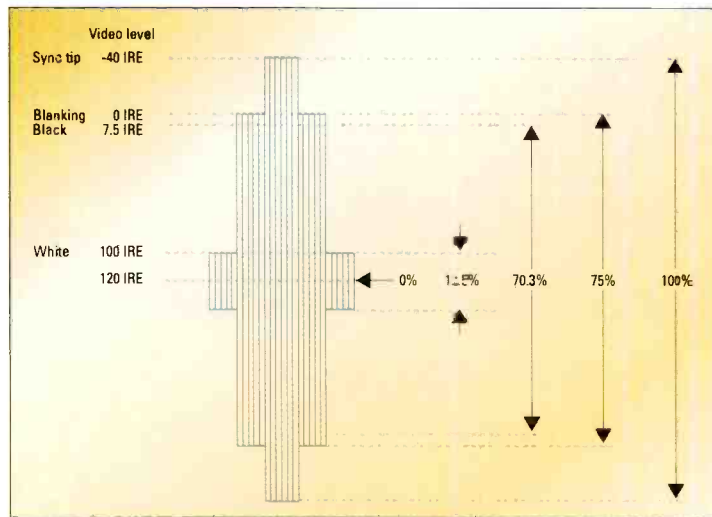


Figure 6. Significant video signal levels shown as a percentage of carrier amplitude in negative amplitude modulated systems

treated as a frequency-modulated carrier. It is amplitude-limited to remove video interference, and FM-detected to recover the original audio information.

Michael Robin, former engineer with the Canadian Broadcasting Corp.'s engineering headquarters, is an independent broadcast consultant located in Montreal, Canada. He is co-author of Digital

Television Fundamentals, published by McGraw-Hill.



Send questions and comments to: michael_robin@primediabusiness.com



MIDAS B2000 BROADCAST

TELEVISION AUDIO PRODUCTION CONSOLE

"One Less Thing To Worry About When On Air"

www.midasconsoles.com



Compression, Computers and Networks

BY BRAD GILMER

Compression is one of the enabling technologies that allow computers to process video.

It is vital because it conserves precious storage space. Uncompressed video files are big. How big? Well, 100 hours of uncompressed video (the average size of an active commercial library in a local television affiliate) requires about 8.5 terabytes. That's a lot of storage.

But storage is only one dimension of the problem. Moving uncompressed files over conventional 10BaseT or even 100BaseT networks can take hours. Also, video can crash other applications trying to coexist on a network. Applications may crash due to timeout errors as they wait for an application at the other end to respond. As more video users are added to the network (instead of using simple point-to-point connections), conventional "dumb" hubs must give way to

These early codecs allowed for bit-rate reductions on the order of 50 percent, or 2:1. These schemes reduced the number of bits transmitted by looking for repetition of bit sequences. For example, a scene of a person sitting in front of a white background contains a lot of repetitive information. These codecs look for repetition of strings of bits and compress the data by saying, in effect, "repeat this pattern of bits N times." Such codecs are lossless.

As the name implies, lossless codecs compress a file and then uncompress

to 40 percent bit-rate reduction. However, as soon as you employ these schemes, you introduce artifacts. Lots of effort goes into trying to hide the artifacts from the end viewer. Engineers have engaged in a very interesting interplay between physics and biology to achieve this. Without straying too far from the subject, it is important to realize that the human being at the end of the chain is a vital part of the whole system. The eye and brain have certain characteristics that make them less sensitive to missing

As soon as you start throwing out bits, you no longer have a perfect, lossless copy.

it so that the final result is an exact, bit-by-bit copy of the original. If you have an exact copy of the original, then by definition there are no compression artifacts. Unfortunately, the compression ratio of lossless codecs seems

bits in some areas than others. Engineers developed compression techniques to take advantage of the specific characteristics of the human visual system.

With the advent of more complex compression algorithms, bit-rate reductions up to 100:1 and beyond are now possible, but users have to make tradeoffs between bit-rate reduction and artifacts, editability and delay. A decision about compression quickly becomes a balancing act. One combination of compression choices might be acceptable for transmission from a station to its viewers, but might be unacceptable for a transmission of a sporting event from the field to the station. To further complicate the discussion, there is the issue of time delay through the compression chain. As a general rule, the more aggressive the compression, the more delay involved. A large amount of delay may be acceptable for one-way transmission, but may make a circuit unusable for a two-way live interview. For example, in a live-interview situation, the average

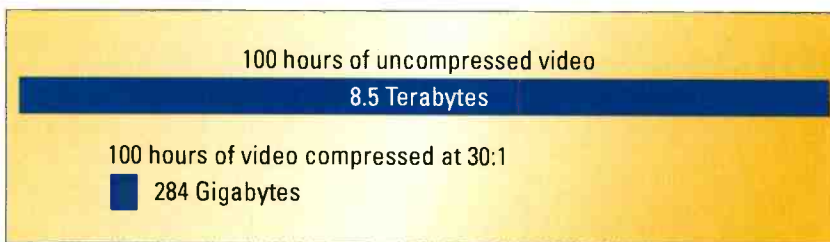


Figure 1. A visual representation of 30:1 compression. One hundred hours of uncompressed video would occupy about 8.5 terabytes of storage. At 30:1 compression, the same 100 hours would occupy about 284 gigabytes.

switching technology to increase available bandwidth to each user. Gig-E or 1000BaseT makes things more tolerable, but large transfers can still bring traffic on these networks to a crawl.

When computer scientists and video engineers first tackled the problem, they applied compression/decompression schemes, also called codecs, that had been used in the traditional IT sector.

to be limited to somewhere between 2:1 and 3:1. Past this point, codecs must achieve some of the bit-rate reduction by "throwing out" bits that are deemed unnecessary. And as soon as you start throwing out bits, you no longer have a perfect, lossless copy.

Most users are willing to sacrifice the perfect copy at the receiving end in exchange for an additional 30 percent

Deadlines?



Create. Deliver. Relax.

- Advanced Broadcast CG
- Paint System
- Image Store
- Motion Effects
- Event Sequencer

Inscribe VMP Studio enables artists to create and deliver stunning graphics in a hurry by integrating 5 video tools into one powerful PC-based solution. VMP Studio also includes a revolutionary timesaving template utility designed for fast graphics creation.

Try out your new deadline assistant today, VMP Studio. Then get ready to relax.



inscribe
TECHNOLOGY

International Headquarters/North & South American Sales—26 Pepler Street, Waterloo, Ontario, Canada N2J 3C4 Toll-free: +1-800-363-3400 Tel: +1-519-570-9111 Fax: +1-519-570-9140 European Sales—Zijdsstraat 72, 1431 EE Aalsmeer, The Netherlands Tel: +31-297-380930 Fax: +31-297-380939 Asia-Pacific Sales—Level 9, AIG Building 1-1-3 Marunouchi, Chiyoda-ku, Tokyo 00-0005, Japan Tel: +81-3-5288-5237 Fax: +81-3-5288-5111 *Inscribe is a registered trademark and VMP Studio is a trademark of Inscribe Technology Corporation. Specifications subject to change without notice.

untrained person is able to communicate over a circuit with a delay up to about 850 ms. Delays larger than that result in the person repeating a question or reply before the person at the other end has a chance to respond. When delays become larger than this, trained on-camera talent is required.

you designing a one-way circuit? Are you planning to edit the video at the receiving end? Are you planning to re-compress the video for onward transmission? What is the end-viewer environment? To give you some frame of reference, bit-rate reductions of about 30:1 result in what may be described as

of uncompressed video, if a 30:1 compression ratio is acceptable, total storage can be reduced to about 284 gigabytes. (See Figure 1.) For many applications, it may be much easier to justify the cost of the smaller system.

Decisions made about the video being fed into the compression system can be as important as decisions about the compression system itself. Compression schemes reduce repetition in the data. If a scene is highly repetitive (a plain background behind a stationary speaker) the scene can be highly compressed without generating observable artifacts. If a scene has very little repetition (sports sequences with lots of action) it will be more difficult to compress. Noisy video images are some of the most difficult to compress because of the random pattern of the noise. For this reason, many compression systems use pre-filtering to increase performance. These pre-filters can be quite complex in their own right, using the

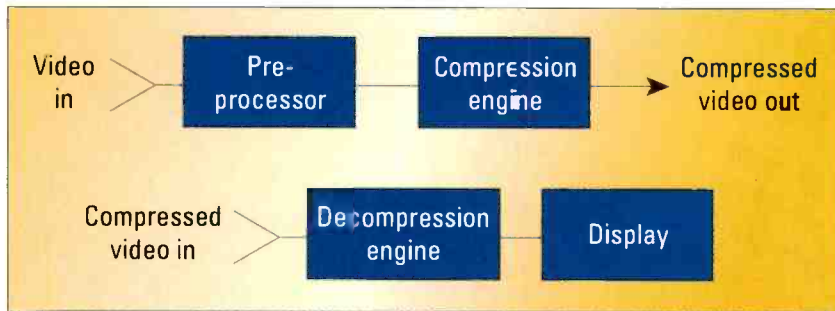



Figure 2. Decisions made about pre-filtering can be as important as decisions made about compression.

So how much compression can you use and still have “acceptable” artifacts and delay? The answer, of course, depends on a number of questions. Are

an acceptable combination of level of artifacts and delay for some applications. Going back to our original figure of about 8.5 terabytes for 100 hours

when one shot is all you've got ... trust fiber



ANY DISTANCE. EVERY SIGNAL. ALL THE TIME.

The new CopperHead™ Fiber Optic Camera Link sends and receives all camera signals over a single, rugged, lightweight fiber optic cable. Just snap the transceiver between your camera and battery, and you've got everything you need for a live remote:

- | | |
|---|--|
| <p>FROM CAMERA TO BASE</p> <ul style="list-style-type: none"> • Program Video • Two Audio Channels <p>BI-DIRECTIONAL</p> <ul style="list-style-type: none"> • Intercom • Remote Camera Control • Auxiliary RS-232 Data | <p>FROM BASE TO CAMERA</p> <ul style="list-style-type: none"> • Return Video • Return Audio (IFB) • Black Burst/ Auxiliary Video • Tally/Call |
|---|--|

Be assured of crystal-clear signals at any distance, without hum or interference. Get on the air quickly and reliably. On time, every time.

CopperHead™ mounts to:



ANTON/BAUER™



PAB™




V™ MOUNT



+1 (508) 754-4858
sales@telecast-fiber.com
www.telecast-fiber.com

The *Tiger* Advantage is clear to see



The PESA **Tiger** is the most recognizable routing switcher in the industry. The reasons for the **Tiger's** overwhelming success are easy to see.

The PESA **Tiger** is adaptable to a wide range of requirements. Standard frames can be populated with a mixture of analog and digital cards in increments of 8 inputs and 16 outputs. This architecture makes expansion very affordable.

Many leading mobile production companies specify the PESA **Tiger** due to its proven reliability and rugged construction. Its compact size is another great advantage.

PESA control options for the **Tiger** are very flexible, too. The versatile **3500** series control systems support a wide range of panel choices. The PESA **e-Route** provides TCP/IP based router control from the desktop.

144x144 Routing Switcher

- Up to 360MB/s for Digital Video
- Analog-video to 250MHz
- Stereo Analog or dual AES/EBU Audio
- 12RU Video Chassis; 8 RU Audio Chassis
- Internal Redundant Power Supplies

Call for more information today!



PESA
Switching
Systems

35 Pinelawn Road • Suite 99E • Melville, NY 11747 • salesinfo@pesa.com
Tel: 631-845-5020 • 800-328-1008 • Fax: 631-845-5023 • www.pesa.com

characteristics of the human visual system to hide the information they are filtering. In addition to filtering noise, pre-filters may also reduce the bandwidth of the video signal fed to the compression engine so that the compressor has less information to compress. There is a direct interaction between choices made in pre-filtering and choices made in the compression engine itself. It can take quite a bit of work to achieve the right combination of pre-filtering and compression. Fortunately, most manufacturers have done a lot of research in this area. Researchers have learned that simple bandstop filters or other non-intelligent pre-filtering algorithms produce poor results. After several years of development, engineers have come up with a number of more complex filtering techniques that are almost imperceptible to the average viewer.

There are many excellent articles and texts on compression. Dave Fibush, Chairman of the SMPTE Technology

Committee on Compression, has written an excellent overview of video compression, which is available at www.tektronix.com/Measurement/App_Notes/backgrounders/vidcomp.html. A much more technical paper on desktop compression systems is available at crl.research.compaq.com/who/people/ulichney/papers/swcodecs96.pdf.

What about more conventional computer compression methods? Here the list seems endless. There are the Windows Media Format, TIF, GIF, MP3, ZIP, and on and on. The best thing to say is that there are many codecs, new codecs come out every day, and the situation is likely to stay this way. The good news is that vendors have developed plug-ins that allow them to support a wide variety of codecs.

But, despite the fact that compression has been one of the key enabling technologies, its importance may be waning. Imagine a time of infinite

bandwidth and free disk drives. In such a world, compression becomes unimportant. You may think that this view is crazy, but a number of top CTOs believe that, while disk and bandwidth will not be free, eventually their cost will become so low that other factors will become much more important. As one CTO explained recently, "If you can build a multiple Gig-E network for several thousand dollars, and if you can get disk storage for \$50 per gigabyte, why worry about compression? Just build a faster network with bigger servers." We will see what the future holds. For now, it's hard to imagine a world where costs are so low that compression becomes unimportant. **BE**

Brad Gilmer is president of Gilmer & Associates, executive director of the AAF Association and technical moderator of the Video Services Forum.



Send questions and comments to:
brad_gilmer@primediabusiness.com

No Fly Zone - No Problem!

Your Problems:

- No Helicopter
- No Line of Site
- Moving Vehicle

Your Solution:



CARRY-CODER COFDM SYSTEM

" This remarkable piece of equipment surpassed all expectations"

-**Lenard Thomas**, Assistant Chief Engineer of **WXIA** on the BMS Carry-Coder's coverage of the Olympic Torch run in Atlanta, GA.

Call today for details!

BMS BROADCAST
MICROWAVE
SERVICES, INC.

P.O. Box 84630 - San Diego, CA, 92138-4630
Tel: 800-669-9667, +1-858-391-3050 - Fax: 1-858-391-3049
Web: www.bms-inc.com - E-mail: sales@bms-inc.com

tattered angel

a Cincinnatus Motion Picture



"You can't beat Panasonic's 27V for its speed, operating cost and indistinguishable film look."

-Michael Caporale, Director of Photography



HD Cinema advances the art of storytelling.

The mobility, versatility and operating cost advantages of Panasonic's AJ-HDC27V variable-frame HD Cinema™ Camera are creating new opportunities for visual artists.

From a music video for the Charlie Daniels Band to a major league baseball documentary, director of photography Michael Caporale has shot demanding projects, including the feature-length movie "Tattered Angel," with the AJ-HDC27V. He praises the lower costs and shortened production time. "We're realizing terrific economies by shooting with the 27V. For 'Tattered Angel,' tape stock was a mere \$1,500 versus \$104,000 for film and processing. Plus, its image quality and dynamic range are truly impressive."

While there will always be a place for film, the AJ-HDC27V's 24-frame- and variable-frame-rate progressive HD capabilities offer storytellers a remarkable new tool to express their vision. To find out more about the AJ-HDC27V and other HD Cinema products, call 1-800-528-8601 or visit www.panasonic.com/hdcinema.

Panasonic

The difference is your image.™



Audio for Post: Frame Rate

BY PAUL D. LEHRMAN

Drop or non-drop? Pull-up or pull-down? 30 or 29? And what is 23.976? All questions that strike terror into the hearts of post-production audio engineers, sound designers and even composers, all over the country.

Anyone who works with sound has his or her own nightmare stories about dealing with this issue. One of my favorites, from the days when analog multitrack ruled the post-production world, involved a studio who striped 29.97 SMPTE on one track and 60 Hz Nagra resolve tone on another and then tried to get their synchronizer to lock to both. The hapless two-inch machine bucked until the tape snapped.

Even now, in the age of digital, we still can't escape problems with sync. I just went through this, working on a score for a 15-minute film on Beta SP video that was being posted by an expensive transfer house in New York. They asked me to provide the music in ordinary DAT format and to tell them at what frame of the film to start the audio.

When I got the videotape back, the audio started right on the money, but it ended about 40 frames after the picture did. For the next three days, the transfer house and I argued about mismatched frame rates and how to make the audio and the video come together. They tried different DAT machines, different video machines and different operators. They tried transferring it from DAT to another videotape, and pulled it up and down, and probably in and

out as well. Ultimately, I determined that the DAT machine wasn't locked to house sync. All of the fretting about frame rates was unnecessary. As long as everything in the house was running from the same master clock, there was no problem.

For many of us, sync issues are routinely solved by having our computers do the required complex math on the fly. But the equipment only works cor-

rectly if it is set up and operated correctly. At some point in the process of scoring this particular film, my synchronizer changed its default clock value to

Sync issues are routinely solved by having our computers do the required complex math on the fly.

rectly if it is set up and operated correctly. At some point in the process of scoring this particular film, my synchronizer changed its default clock value to

in 1953 by the NTSC, it was discovered that the new color signals were susceptible to interference from 60 Hz AC fields, and if there was any difference between the line frequency and the scan rate of the received signal, it would show up as a visual "beating." But if you altered the field rate enough, the beating would speed up to the point that it was no longer visible.

Unfortunately, this version is simply not true. Line-frequency beating never was a problem. And if it were, the cure is worse than the illness. At a field rate of 59.94 Hz, if there really were beating caused by AC-line leakage, you'd see a bar roll across the screen about every 17 seconds. Not pretty.

The real reason for the difference in frame rates is this: The lower frame/field rate is designed to prevent potential visual beating between the chrominance subcarrier in the broadcast signal and the audio subcarrier. For various reasons, the color subcarrier frequency in the television signal needs to be modulated onto the picture carrier at 455/2 times the horizontal line frequency. At 30 frames per second, and



AMS Neve Logic 2 digital mixing console and AudioFile hard disk editor in Chicago Recording Company's new Studio 55A.

30 fps instead of 29.97 non-drop, and suddenly all my hits were in the wrong place and the MIDI tracks weren't agreeing with the audio.

In Europe, their video frame rates are nice, whole numbers. They don't understand why we would make our video run 0.1 percent off, or why we spend so

No Compression No Compromise

The DIGIBAND® DVX-6000
Uncompressed Digital Transport System
is setting the pace!



DVX-6000

- Singlemode (1310, 1550nm) laser-based transmission
- Component Video per SMPTE 259M, 292M, ITU-R 601, CCIR 656
- SDI, HSDI & HDTV up to 1.485 Gb/s Digital
- **10 Bit Code Uncompressed BEF 10¹¹**
- Compatible with NTSC, PAL, and SECAM video signals
- Digital Audio AES/EBU Tech 3250E 24 bits

Model Shown: 19" Rack Mount Chassis
12 Slots/1 PS & 10 Slots/2 PS Redundant

DIGIBAND®

HDTV, DVB & SDI Systems
Fiber Optic Serial Digital Video
Uncompressed Digital Transport

Accept **NO** compromise!
Call today.
(800) 8-OPTICOMM

OPTICOMM designs & manufactures high quality baseband broadcast fiber optic video, audio & data transmission equipment. Our products offer a wide range of solutions to any applications demanding high quality transparent fiber optic transmission.



OPTICOMM

OPTICAL FIBER NETWORK SYSTEMS

OPTICOMM Corporation • 6046 Cornerstone Ct. W. #209 • San Diego, California 92121
info@opticomm.com • (858) 450-0143 • Fax (858) 450-0155 • www.opticomm.com

with 525 horizontal scan lines per frame, this frequency is 15.750 kHz, which means the color subcarrier would have to be at 3.583125 MHz. The sound subcarrier (as established on the first monochrome TV systems) is at 4.5 MHz. If the two subcarriers were to interfere and beat against each other, the 916.875

kHz difference might be visible — and in fact, according to one report presented to the NTSC, it was visible in some monochrome sets at the time, under some conditions. Since backwards compatibility was a major consideration for the NTSC, this was a problem.

This report went on to say that if the

difference signal happened to be an odd multiple of one-half the scan rate, this beating would be reduced. If the frame rate were dropped 0.10001 percent, the scanning frequency would be 15.734264 kHz, the chrominance subcarrier would be 3.579545 MHz, and the beat product (if there was one) would be 920.455 kHz, which is very close to the 117th multiple of half the scan rate.

But a close look at the technical documents and the committee proceedings around this point seems to show that the problem never really existed.

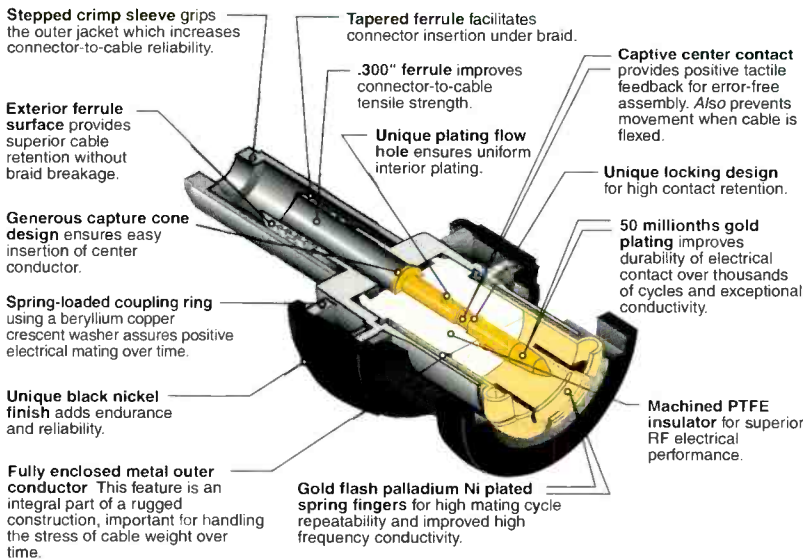
An engineer who was there at the beginning, Rollie Zavada of Eastman Kodak, diplomatically calls the decision to change the frame rate “debatable.” Other sources say that the first generation of color sets, and the black-and-white sets that were made by the time the color standard was adopted, had good enough filters on the audio section that leakage between the subcarriers was simply not an issue. The decision meant expensive alterations to transmission equipment, as the AC line could no longer be used as a frequency reference for sync, according to video engineer Tim Stoffel.

We had the chance to change the frame rate with the advent of digital television and HDTV but didn't. The original HDTV standards all specified a frame rate of 30 fps. Progressive, interleaved, 1080, 720, whatever variation you looked at, there was no mention of 29.97 anywhere in the proposals. But the HDTV programs now in production and going out over the air are running at — you guessed it — 29.97 frames. The FCC mandate for HDTV is incredibly vague, and has over the years been increasingly dictated by the broadcasters themselves, which means networks and stations have been free to do just about anything they want with it. And dropping the frame rate is something that came easily.

BE

Paul D. Lehrman is Insider Audio columnist for Mix magazine, and Web editor for Mix and related sites.

BUILT FOR HDTV FROM THE INSIDE OUT



17 reasons why the UPL2000 is the right choice

Don't be fooled into believing that yesterday's BNC connectors are up to the demands of today's killer application. Because signal clarity is so essential to successful digital broadcasting, you need the high frequency, impedance-matched performance of the UPL2000 from Trompeter. It's the only BNC specifically designed for high bit-rate digital video signal transmission and offers significant performance advantages over standard BNCs (>8db return loss improvement @1.485 Gbps). Don't compromise your signal with yesterday's connectors - select the UPL2000.

HDTV Transmission line product solutions



www.trompeter.com or Call 800 982-2629

360 Systems Announces

ETHERNET AUDIO™

Say Goodbye to Sneaker-Net.

360 Systems' new Ethernet Audio system delivers audio where you want it, when you want it.

Our advanced DigiCart/E is the key part of the Ethernet Audio network. It provides both local and networked audio storage, an excellent set of production tools, and familiar operating controls. Features include record, play, edit, playlists and even programmable Hot Keys. With DigiCart/E enjoy the freedom of audio that's instantly available anywhere in your facility.

The new DigiCart/E protects your existing investment in DigiCart II recorders.

It's 100% file-compatible, 100% disk-compatible, and even uses the same serial control commands.



With Ethernet Audio it's easy to attach other workstations to the network. Now you can share your important production audio, download files from the web, and move content across the room or across the country.



DigiCart/E Ethernet Audio™ Recorder

Ethernet Audio delivers big improvements in speed and convenience – all at a price that makes sense.


Interested? Visit our web site for more information on Ethernet Audio.

360 Systems 5321 Sterling Center Drive
Westlake Village, CA 91361
Tel (818) 991-0360 E-mail: info@360systems.com

Log on
360systems.com®
Get
the
Story

The Discovery Television Center

BY LISA HYAMS AND PEDRO VILLABCNA



DTVC staff member Antonio Barrado operates equipment in the Discovery Television Center control room. DTVC originates 16 feeds for Discovery Networks, Latin America media from seven control rooms. Photos courtesy Videotek.

The Discovery Television Center (DTVC), a subsidiary of the Discovery Communications Latin America/Iberia, recently completed construction on new quality control, editing and post-production suites to support increased services for their Spain, Portugal and Latin American markets. DTVC had to ensure that the facility could meet the challenge of an aggressive network channel rollout and maintain high production quality.

Miami-based Discovery Television

Center is owned by Discovery Communications, a privately held, diversified media company headquartered in Bethesda, MD. The fully digital 50,000-square-foot facility is capable of servicing multichannel uplink, and currently services 16 feeds for Discovery Networks, Latin America/Iberia. It has multilingual capability for language customization in Spanish, English and Portuguese that includes Castilian and Latin American Spanish.

Services

In addition to its network-related services, the Discovery Television Center offers access to producers, writers and graphic designers to take projects from concept to final product on film, video or special effects. For post-production, they are equipped with several Avid Media Composers, a nonlinear DS suite, five digital online edit suites and two nonlinear audio rooms that can incorporate digital audio components such as voiceovers and music composition.


CharterABS Rents:

At Charter ABS, we are expanding our inventory to include the top-of-the-line gear you want. Our manufacturer-certified technicians are available to assist you 24 hours a day.

Call us to discuss your next project.
1.800.655.9115

www.charterabs.com

Routers
DVE
Still Stores
VDAs
Vectorscopes
Frame Syncs
Scan Converters
Time Code Slates
Microphones
Fishpoles
Mixers
Speakers
Amplifiers
Headsets
Wireless Intercom
Cameras
Lenses
Tripods
Pedestals
Jibs
Drones



CHARTER

ADVANCED BROADCAST SERVICES
Atlanta • Chicago • Dallas • Orlando

For network origination and quality control, DTVC has seven master control rooms, each with the

quality and capabilities of a fully digital operation, and they became one of the first to broadcast with an all-digital output/signal in the Latin American

by Videotek to the ergonomic keyboards and Pro Tools workstations, the area required a more multipurpose feel. Rather than having a dubbing station just to dub, Discovery wanted to have the ability to have edit controllers in case a need arose for quick offline edits or machine-to-machine edits. In addition, more tie lines were added to the router and a couple of

Discovery's intent was to get a better quality signal to the market through digital compression.

capacity to control up to three simultaneous feeds. Presently, DTVC originates 16 feeds from RAID-protected, redundant video servers, with the capacity to originate up to 19 feeds. They also provide complete duplication and recording services from simple offline editing to expert mix-to-layback services for tape formats including Beta SP, digital Beta, PAL and NTSC.

DTVC also offers uplink video and multi-language tracks for its satellite services, as well as 24-hour transmissions monitoring and after-hours support for affiliate sales-conditional access.

Design criteria

The facility was originally constructed in 1997 with the intent of handling six feeds for the existing networks servicing Latin America and the Iberian region: Discovery Channel, Discovery Kids, Animal Planet and People + Arts. When Discovery designed the facility, they wanted the

market. Because Discovery planned for future expansion, their intent with going digital was to get a better quality signal to the market through compression.

Discovery chose to use glass walls as part of the interior structure to allow for further expansion. Instead of knocking down walls, the glass panels can easily be removed to allow movement.

There were similar considerations when designing the technical space with a heightened attention to QC. From the scopes and monitoring equipment



DTVC's new QC workstations are multipurpose and are used for machine-to-machine editing, screening and dubbing, as well as real-time quality control with Videotek's VTM-300, to meet increased production demands.

Envision machines were incorporated to make it easier to manipulate and reconfigure audio.

Operational goals

A top priority for the operations was to increase throughput. Taking into account the peaks and valleys in workflow (especially in the domestic market's busy fourth quarter season), the challenge was to meet the needs of an international operation's more aggressive deadlines. For every dub made, the material needed translation and, in the case of the Discovery network in Latin America, not just to one language but to multiple regional languages of Portuguese and Spanish. To address this concern, the design team closely monitored the workflow to come up with the most efficient way of handling it without going overboard on capital expenses.

HDI High Definition Integrated DTV System

- SD, HD, Multiple Encoder Solutions
- Upconversion, Logo Insertion
- EAS & Closed Caption Compliance
- Remote Control Inputs, Monitoring Options
- Front Panel & PC Control
- Preconfigured Systems and Optional Training
- SD Systems starting under 20K, HD under 60K

Call us at
1-800-332-7088.

www.hvs-inc.com
www.hvs-dtv.com
or email: dtv@hvs-inc.com



End the journey.

Heartland Video Systems



SUNDANCE DIGITAL

Television Automation Solutions



Break Automation - Sundance Digital, Inc.

File Inventory Edit Views Special Options HotList HotSwitch Help

Warnings 16:40:36

Schd Time	Act Time	Title	Event Type	ID	Comment	Duration	Transition	TRV#	TC	Status	Type
16:40:19-22	16:40:19-24	1043-F		1043-F	MONTEL WEDNESDAY	TRV#1 00:05:03-25	T		01:05:02-25	Event	No Tape
16:45:23-19		PR1045	PROMOTION KEEET			00:00:30-12	T		01:15:14-00	Event	No Tape
16:46:54-01		L339	JUNIOR TELEVISION			00:01:00-08	T		01:50:00-08	Event	No Tape
16:46:54-10		1364	JUNIOR ACMEVEBNT			00:00:30-06	T		01:50:07-12	Event	No Tape
16:47:24-16		1043-G	MONTEL WEDNESDAY			TRV#1 00:06:39-14	T		01:59:10-04	Event	No Tape
16:54:04-00		PA2704	AMERICAN CANCER SOCIETY			00:00:30-05	T		01:59:57-04	Event	No Tape
							T		01:59:59-53	Event	No Tape
							T		11:43:56-29	Event	No Tape

TRVIE 11:43:56:29

23:19:27 PROMOTION KEEET Next Offset Event

15:58:30 Search

Break Automation

Abort Playback Next

Down Cue Skip Next

SalesView

File Options

SalesView
A FastBreak Component

Play Element

Play Low Res

Select

On Server Sort by Cat

Request

Find Element:

Find Next

ID: Title: Cmnt:

Set Filter

ID	Title
wed01	wed01
wed20	wed20
CM2342	SlimFast
CM3493	Accura
ID0352	Legal ID
PS3425	March of Dim.
CM3254	Ford
CM3452	Daisy Queen
CM9853	Westway
ID0935	Sundance Pri
CM7834	Soleway
PS4563	NBC/Readin
ID1009	Frasier Prom
CM9842	Political

Total Records: 75
Version 1.20a1
TCP/IP Connected

Mark In
Mark Out



Ackerly's Central Casting system in Salinas, CA uses Sundance technology

Sundance Digital:

- * Pioneering Central Casting
 - * Master Control Automation
 - * Commercial Insertion
 - * Timed Event Sequencing
 - * Automated Satellite Recording
 - * Advanced Media Management
- and much, much more!

www.SundanceDigital.com
Sales@SunDig.com

Sundance Digital, Worldwide
Irving, Texas USA
(972) 444-8442 Phone (972) 444-8450 Fax

Sundance Digital, Eastern US
Tampa, Florida USA
(972) 444-8442 Ext. 116 Phone
(972) 444-8450 Fax

Sundance Digital, Asia/Pacific
Sydney, Australia
61 2-9999-1955 Phone 61 2-9999-1985 Fax



In remembrance
9.11.2001

Each room in the core areas, including post-production, audio suites and edit suites, was acoustically designed with a treatment of approximately 200 small wooden boxes, each one with separate dips, for optimum audio reflection. Discovery Television Center wanted nothing to affect the audio, so operators would be able to hear the audio that will air. A primary acoustical concern was the proximity to Miami International Airport and the effects of air traffic on the core areas. The building's physical structure and subsequent glass treatment played a large part in combating this.

Equipment and issues

Discovery Television Center works closely with the home office in Bethesda and typically upgrades as the demands of the network change. An Operations and Technology group

meets on a regular basis to discuss everything from the latest server designs, asset management, technology and upgrades, to efficiencies and how to operate better and more cost effectively.

From that operational initiative, the Discovery Television Center has started creating technology that other

able to handle true digital I/O.

For the edit suites, DTVC selected a combination of Sony equipment – a switcher, audio mixer and DME, as well as an Accom editor and DDR. DTVC required the flexibility to handle everything from complex video compositing to simple conform projects in both

A top priority for their operations was to increase throughput.

branches are now using, including the development of audio file delivery via the Internet for their translation process. The old methodology required the center to receive a Spanish or Portuguese translation on DAT tape via courier (which would often get hung up or lost in customs). Now vendors utilize a customized protocol and transfer the MP3 files using the technology available via the Internet. Because Discovery is mono-mixed it is compatible with the translation files.

Approximately 300 companies create the programs for Discovery coming from Latin America and Europe, which results in varying tape quality. Discovery Television Center staff sets up programs for quality control 11 weeks in advance of the air date. They use Videotek's VTM-300 for automated quality control to ensure that DTVC's signals pass 75 points of test in video and audio before air. The VTM-300 is used to check the tape before dubs are made and sent to the translation houses to create the different language tracks. Before installing the VTM-300, DTVC used to run quality control on three separate units, which caused integration concerns. With all three in one unit, DTVC has been able to streamline their operation and cut costs.

The DTVC added five edit suites to the three existing suites, including two online suites and a DS suite. The new suites allow DTVC to accommodate the increased need for its on-air promotion group and its international programming group's services. For offline editing they have six Avid suites, upgraded with Meridian to be

NTSC and PAL formats. Keeping everything in 601 was another consideration for quality. Finally, DTVC required the ability to keep up with peak workflow demands – therefore device sharing and routing were key factors in the design scheme.

On the audio production side, DTVC clients required a flexible format interchange allowing them to handle a variety of creative projects from M&E recreation to multiple language track recording. The combination of a Pro Tools digital audio workstation and the Solid State Logic Scenaria gave the facility operators this flexibility. The design team, responsible for creating both print and broadcast, uses a combination of Discreet Logic Flint and Macintosh bundled with Photoshop, Quark and Maya 3D.


For broadcast operations, the short-term goal was to move into server technology (again keeping everything in 601) with the longer-term goal of sharing similar content as technology becomes available and asset management becomes more sophisticated. DTVC accomplished the first phase of this plan using Harris/Louth Automation and HP MediaStream servers. One of the challenges they anticipate in the near future is dealing with multiple language tracks in an efficient manner, so eventually DTVC envisions a server that houses the audio files for layout.

Design team

Architecture: Studio Architecture, Phil Olson
Acoustic Design: Russ Berger
Design Group: Russ Berger, Richard Schrag
System Integration: Harris Corp.
System Design: Discovery Communications Inc. and Harris Corp.

Equipment list

Sony DVS 7200 switcher
Sony DME7000
Accom Axial 3000
Accom Extreme and 4224 DDRs
Chyron Max
Sony DMX E3000 audio mixer
Avid DS nonlinear suite
Discreet Logic Flint systems
Sony DAT
Harris/Louth Automation servers
HP MediaStream video servers
Sony DVW A510, A500, A500P (PAL and NTSC)
Videotek VTM-300
Tektronix WFM601A
TASCAM DA98, DA88
Scientific-Atlanta Power Vu Plus



The Golden Rule of Mission Critical Automation:

Really Close *will never be* Real Time

When your revenue stream depends on split second accuracy you can't afford to wait for anything—even a computer.

Some off-the-shelf operating systems decide for themselves which commands to process in which order. That's not always a good idea when you need to execute an on-air playout event right now.

At Thomson, we've been building high performance automation systems for over 20 years, using

reliable deterministic *real time* operating systems—not a general purpose OS. That means your playout commands are always the highest priority, making sure you never miss a deadline.

Our proven automation systems offer a higher level of performance and stability, virtually eliminating miscues, make-goods, down time, and operator errors. Making your operation more profitable.

Thomson Automation. Real time. All the time.



The MC-3000 can control more than 24 on-air channels with over 600 play lists each and 9,000 events per list. Every event happening exactly when it's supposed to.

THOMSON MULTIMEDIA

Thomson multimedia Broadcast & Network Solutions 2255 N. Ontario Street, Suite 150, Burbank, CA 91504
Tel: 1-800-962-4287 www.thomsonbroadcast.com e-mail: broadcast-info@thmulti.com



What's Happening Up There?

BY DON MARKLEY

Traditionally, we monitor the television signal at every stage of the process from the initial generation point in the cameras until it leaves the transmitter itself. We then trust in the antenna to do its thing, hoping that all will be well and that the RF energy will leave the system somehow, please.

In older systems, the forward and reverse power was sampled, usually with probes in the transmission line in the combiner area. Those samples were detected and applied to meter relays. These were electromechanical devices that could be adjusted to a desired level. If the meter exceeded that level it would cause a contact closure that could be used to shut down the system. This was normally done to protect the transmitter in the case of a VSWR trip or in the event of the VSWR increasing gradually until it

reached an unacceptable level, such as would occur if the antenna acquired a significant coat of ice. (As is known by most of the old-timers, some of the old antennas could accumulate enough ice around the feed points to cause the

They were truly on/off type devices in that they could be set for a maximum forward power and a maximum reverse power. If either of those were exceeded, a relay closed, giving you either a contact opening or closing that could be

Transmitters came to be equipped with positive automatic power controls aided by microprocessors in the transmitter control systems.

VSWR to increase to an unacceptable level.) Those devices did act to save the system but had no ability to sense minor gradual change or to predict future system faults.

The next level was the era of in-line monitoring equipment such as the Bird Watcher and similar items from other vendors. These systems worked very well within their design limitations.

used to shut down the transmitter. They functioned a lot like the old meter relays, but they added the service of measuring power continuously. They also added the capability to systems that didn't have the old relay capability, such as the old FM transmitters.

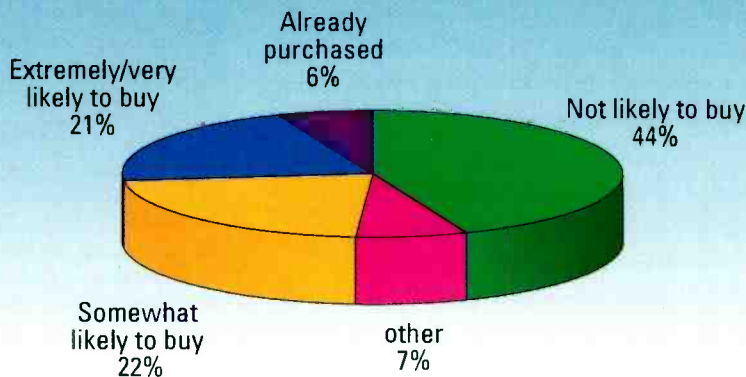
The next level occurred when the transmitter manufacturers started actually including more protection in their equipment. This included VSWR trip circuits and VSWR foldback circuits. The foldback circuits acted to reduce the transmitter power so that the reverse power did not exceed a preset level. Therefore, when the antenna iced up, the transmitter would simply keep backing off on output power to a point that no damage was going to occur to the system. In addition, transmitters came to be equipped with positive automatic power controls aided by microprocessors being utilized in the transmitter control systems.

On to the next level... There is a new Bird power meter, and similar systems are being prepared by other manufacturers. The new Bird system accurately measures average power and provides a digital data stream containing both forward and reverse power levels. This

FRAME GRAB A look at the consumer side of DTV

Are consumers in a DTV buying mood?


One-fifth "extremely" or "very likely" to buy DTV soon



SOURCE: NAB/StrategyOne

www.nab.org

Second-To-None Resolution from Leader



LV 5170D

Side-By-Side Waveform/Vectorscope With True Instrumentation CRT Clarity

- Multi-Format HD-SDI & HD-Analog
- Auto Detection, Setup & Display of 14 HD-SDI Formats
- HD-SDI Monitor Includes 720p, 1080i and 1035i
- Dual Displays for Simultaneous Viewing
- Digital Data Dump and Error Logs are Exportable
- High Quality 10 Bit Picture Monitor Output
- Equivalent Cable Length Measurement
- Gamut Error Monitoring of GBR Components
- Waveform, Vector, Picture, Audio and Hex Data Display Modes
- Strobe of 1-15 Lines to Picture Monitor Output
- Full Line Select Field 1, 2 or All
- Analog Audio Lissajous Display
- HD-SDI Eye Pattern Display Optional (OP71)
- SD-SDI Monitor and Eye Pattern Display Optional (OP70)

For a free demonstration in your facility call:

1 (800) 645-5104 / www.LeaderUSA.com

LEADER

FOR PROFESSIONALS WHO KNOW
THE DIFFERENCE

e-mail: sales@LeaderUSA.com

6484 Commerce Drive, Cypress, CA 90630 Tel: (714) 527-9300 Fax: (714) 527-7490
Regional Offices: Atlanta, Boston, Chicago, Cleveland, Dallas, Los Angeles, New York

provides the basis for more complicated systems to be used, not only for remote control, but also for trend spotting. Furthermore, these systems provide accurate power measurement without field calibration or the need for a calorimeter other than the rather archaic provisions of the FCC rules. Hopefully, those rules will change someday and allow the industry to

take full advantage of the accurate power metering capabilities that are currently available.

The next level leads to devices such as VSWR Vision from Dielectric. Obviously, if the device achieves the level of acceptance that is anticipated, there will be similar systems following from other vendors. This system is online full-time determining the VSWR and

recording the VSWR values. Those values can then be downloaded to a central point where trend-spotting programs can be used to identify problems that are starting to occur in the transmission line. This system monitors VSWR incidents and records the time when they occur. The system will then also call designated parties as part of an alarm function to notify them of a VSWR event. With computer analysis of this data, it is possible to determine where the problem occurred and to have repairs effected before the line is totally burned up.

At the top level are complete integrated systems that are being built utilizing a multitude of devices such as the Bird power meter and/or the VSWR Vision. These large systems monitor forward and reverse power on multiple transmission line/multiple antenna/multiple user systems such as are being installed at major antenna sites. In addition to simply monitoring the RF levels on the transmission lines, these systems calculate non-ionizing RF levels in the vicinity of the antennas on the roof of a building or along the length of a tall tower.

The days of a simple prayer that the RF will go away from the antenna are over. We now have more than adequate systems that allow us to monitor the existing conditions, sense unacceptable conditions and provide good prediction capabilities to avoid failures and future downtime. It is much better to schedule the replacement of a failing component than it is to have it occur during a high-income event. No, it never happens when those commercials are scheduled. Downtime will always occur when revenue is at its highest and all the station brass are touring the transmitter plant. That is, if anybody in the station brass actually knows where the transmitter is located. **BE**

THE AZDEN 1000 SERIES... A QUANTUM LEAP!

The sleek all new Azden 1000 Series, featuring the 1000URX receiver, 1000BT bodypack transmitter, and 1000XT plug-in transmitter, delivers performance and features usually associated with systems costing thousands more.

- 121 UHF channels (723-735MHz) user-selectable, with LCD readout.
- True diversity system with 2 complete front-ends and high-gain antennas.
- Proprietary DLC (Diversity Logic Control) circuitry for reduced dropouts.
- State-of-the-art dielectric filters throughout, for improved image rejection and superior diversity isolation • High 5th order filters for improved S/N ratio.
- Multi-function LCD shows channel number and frequency, battery info, AF level, and diversity operation. • Ultra small, lightweight, switchable, Earphone-out w/level control. • **Note: Order cables specifically for your camera and battery configuration.**



The 1000URX receiver shown here with the Anton Bauer "Gold Mount", is designated the 1000URX-AB

System prices start at \$1350 MSRP

Bodypack transmitter (1000BT) with reduced current-drain for improved battery life, is available with Azden EX-503H, Sony ECM-44H or ECM-55H.

Plug-in transmitter (1000XT) works with dynamic or phantom power mics.



147 New Hyde Park Rd., Franklin Sq. NY 11010
Telephone (516) 328-7500 • FAX (516) 328-7500
E-mail: azdenus@aol.com
web site: www.azdencorp.com

Don Markley is president of D.L. Markley and Associates, Peoria, IL.



Send questions and comments to:
don_markley@primediabusiness.com

WORLD CLASS PRODUCT, WORLDWIDE AUDIENCE.



Scott Jonas
The Ackerley Group
Jonas Jensen Studios,
Seattle

ALPHA 100

DIGITAL PRODUCTION CONSOLE

Worldwide users of the Alpha 100

- Designed specifically for live production and on-air operation
- Easy to learn, intuitive to use
- Excellent audio performance with high input headroom
- Very fast cold boot and re-set time.
- Automatic redundant DSP control and power supply systems
- Hot-swap cards throughout - ALL cards and panels are removable and insertable under power
- Embedded control system allows for power-up and operation without PC
- Uninterrupted audio in the event of control system re-set
- 20 Auxes, Direct Output / Mix-minus System, flexible insert allocation
- 8 Stereo or Mono Groups, 4 Main Outputs providing any combination of Surround, Stereo and Mono
- 48 Multitrack / IFB Busses
- Powerful Input / Output Router

The Ackerley Group

NBC Network

NBC Television Stations

KNSD, San Diego

KXAS, Dallas

WTVJ, Miami

NEP Inc

BBC Television

Channel 4 Television

Granada Television

SIC Portuga

WDR



CALREC AUDIO LTD.
NUTCLOUGH MILL, HEBDEN BRIDGE,
WEST YORKSHIRE HX7 8EZ UK
TEL: +44 (0) 1422 842159
FAX: +44 (0) 1422 842244
EMAIL: enquiries@calrec.com
WEB: www.calrec.com

STUDIO CONSULTANTS (NEW YORK)
TEL: (212) 586 7376
FAX: (212) 582 2169
EMAIL: scidoug@aol.com

REDWOOD (LA & NASHVILLE)
TEL: (615) 871 0094
FAX: (615) 872 7080
EMAIL: redwood@isdn.net



Graphics Technology for Remote Broadcasting

BY JIM BOSTON AND GEORGE HOOVER

Ten years ago, a remote-production truck would have included a character generator (CG), usually with a dedicated operator, and maybe a still store, usually operated by the technical director (TD). In 1994, that started to change radically when Fox wrestled NFL away from CBS. In a few years, the graphics effort grew to include impressive graphic displays and animated moves – with sound effects. Ten years ago, most of us would have never guessed that many CGs today would have audio channels. In that time, the graphics component of

a remote production for at least two of the networks has expanded to require its own 53-foot trailer. At the start of each sports season, the mobile-unit vendors review their contracts and re-configure their production and support trucks for the upcoming season. Network and freelance crews, plus talent, often use the same set of trailers each week. The mobile-unit vendor will configure those units based on the unit's job (A-game unit, B-game unit, etc.). Often, a stand-alone production truck will be re-configured to become the graphics trailer in a particular unit (typically,

three trailers comprise a unit).

In the case of ESPN's Sunday Night Football, the truck vendor, prior to the start of the season, gathers the staff assigned to the graphics-support units at the field shop, along with personnel from the network. Gear supplied by the truck vendor and rental houses are unpacked and installed. Monitors, router heads and communication gear are placed and wired in. This can be one or two items, or, in the case of ESPN, over 100 cases of equipment. Once the gear is wired and in place, the two trucks are interconnected, all the connections,



A production compartment in a remote truck. Many broadcasters use more than one trailer to cover remote events – one housing production and another with graphics equipment. Photo credit Gerling & Associates.

timing and other signal-integration concerns are verified.

ESPN requires a three-trailer unit. The A trailer has production, VTRs and camera controls, along with routing, distribution, and communications infrastructure. The ESPN B trailer carries audio effects (a Calrec C2 console), graphics (two Chyron Duets and an Aprisa), four super-slow-motion systems (two LDK/EVS and two Sony BVP9500/MAV). Other equipment in this unit include robo-cam operating positions and a Grass Valley Profile, which is used to edit feature pieces. The B trailer is a 53-foot expando. The ESPN C trailer carries the Sportvision first-and-ten yellow-line system, the tech manager's office, and the two Chapman sideline camera cranes, along with all the extra equipment, such as lighting gear.

The Fox A game has A and B units only. The B unit has an iNFiT! and an SGI O2, the first-and-ten line equipment, and carryall space for the sideline vehicles. Super slo mos and Profiles are operated from the main truck. The CBS A game is similar to Fox's.

Now let's look at the systems required for many network graphics packages.

Graphics systems

The current workhorse CG for remotes is Chyron's iNFiT!, which was first shipped in 1989. Just about every remote unit on the road has one. Common configurations would find a 68060 processor with Transform II board and a three-channel mix buffer, a 230 MB Zip, and/or 1 GB Jazz drive. It is used for most sports productions. The notable exceptions are ESPN's Sunday Night Football and ABC's Monday Night Football, which use Chyron's newest CG and still store, the Duet and Aprisa. The iNFiT! is used to produce most of the lower-third graphics. It uses proprietary hardware, operating system and application software. Although not used in truck environments, Chyron did begin offering a Windows client (WiNFiT!) in 1997 that runs on a separate PC and controls the iNFiT! via Ethernet.

Most of the network productions call for an SGI Onyx2, or SGI's scaled-down O2 visual workstation running VizRT (formally Peak Everest and RT-SET) Discreet, or Sportvision software. These are real-time animation applications that run on IRIX, which is SGI's implementation of Unix. SGI developed and helped standardize a common set of application-programming interfaces (APIs) known as Open Graphics Library (OpenGL). These APIs are, in essence, applications that sit between the real-time applications that are OpenGL aware and the OS. Calls to an OpenGL API result in calls to an IRIX API. This allows for a common way of creating and manipulating graphics independent of the underlying OS and hardware. The applications OS and hardware just described are used to produce the "Fox Box," which is the little upper-corner

score, down and yards graphic. No matter which network uses this type of graphic, its nickname has become the "Fox Box." Fox has actually reformatted the box to look like a ribbon across the top of the screen. The Onyx2/O2 is used for all those snappy little real-time animations where flags, time outs and first downs fly in and out. It also is used for scoreboards that fly together and then apart. It takes a lot of processing horsepower to perform these complex graphics in real time. The SGI hardware is based on 64-bit MIPS RISC processors. In the graphics display part of the O2 system, an integrated 32-bit, double-buffered (one buffer to air while the other buffer is filling with the next frame of video), OpenGL graphics engine renders very high-quality images for display at up to 1280x1024 pixels at 75 Hz.

The Onyx graphics engine consists of three sub-components. The first is a Geometry Engine, which has a model of the graphic in 2D or 3D. An object modeled in 3D can be made to spin, tumble or appear to be stationary as the viewpoint moves. Objects, which can be text, pictures or banners, are stored and manipulated separately. They are brought together, or composited, only when needed for output. This allows graphics to be constructed only as templates. The template is a framework to hold pointers. These pointers point to one or more Oracle-type databases that contain the actual objects. Thus the player line-up graphic, whose format doesn't change game to game as the players do, stays essentially the same. The template for that graphic might hold only pointers such as quarterback and halfback, which point to a database record that contains additional pointers to such fields as QB_picture, QB_name, QB-stats, etc. This second set of pointers would be the variables that change every week, or even at the last minute. The operator would sit at a PC or a laptop, running a thin client that would be used to input changes such as distance or down, and then send the command via LAN to the SGI system. The system would then perform the transitions from old info to new.

In addition, data streams such as game clock, which are often wrapped in TCP/IP, can also arrive into the same box. Thus the graphics box would have sockets open to the operator's PC and the device providing the clock data via a couple of sockets.

Sockets are a method for communication between a client program (such



Color announcer draws on stylus touch pad overlaid on a monitor. This used to be performed with a light pen. The key is generally performed with a Chyron Codi.

as the operator's control application) and a server program (the graphics applications running on the graphics box) in a network. A socket is defined as "the endpoint in a connection." Most OSs today have API calls that support sockets. Calls to these APIs prompt the OS to open threads (separate processes that wrap outgoing data or unwrap incoming data in the necessary protocol to send the data to the appropriate recipient). Often, the wrapping is a few layers thick. The most common way to initially wrap the data is Transport Control Protocol (TCP), which is a service that lets the receiver put the data back in order (because some packets might take longer paths than others from point A to B), and makes the recipient return a receipt verifying that the data arrived intact. The next layer would be Internet Protocol (IP). It provides the addressing that allows routers on the network to push the data towards the receiver (small networks would not need routers). The third wrap or layer would be the information necessary to traverse the local Ethernet, either to a router for travel onto another LAN or out to the Internet, or, if the receiving device is on the same LAN, straight to the device.

The second SGI graphics component is the Raster Manager, which takes the calculations from the 3D geometry engine and creates a 2D raster. This block does all the pixel operations, color and transparency blending, texture mapping and multi-sample anti-aliasing. It must perform these operations at real-time rates.

The Raster Manager hands its output to the third graphics component, the Display Generator, which converts the digital data into the desired analog or digital format. The internal bandwidth of the Onyx2/02 is greater than 6 GBytes/s, so the box can handle SD or HD video.

The blur between graphics and storage continues to grow. Pinnacle Systems is the main graphics package being used by NBC at the Olympics, by CBS in the U.S. Open Tennis and their NFL game, and by TNT at the Goodwill games. Pinnacle products use Microsoft NT as their OS. Pinnacle has a family of products that treats graphics as a collection of objects. A composite graphic is made up of objects. These objects are stored separately but related to other objects that come together to form a composite or complete video signal only when desired. An object, which could be a block of text, a picture (animated or still), or a background, can be modified individually. Templates are created that bring the required objects together to create a

and even their servers deal in these objects. This means that stills or video clips can be modified remotely by changing a centrally controlled object. In this way, the whole still or clip doesn't need to be replaced, just the changed object. This concept allows objects to be created and edited on laptops, perhaps by a graphics person sitting at the airport waiting for a flight. But, more likely, the changes will be made on desktops back at the network and downloaded over the Internet by the truck crew once on site.

Chyron, which introduced the broadcast character generator, is still a major player in Graphics. ESPN and ABC use the Chyron Duet – the replacement for the iNFiniT! – for NFL games. The Duet (and its family of surrounding products like the Aprisa) also treats composite graphics as an associated group of objects. The Chyron application running on the Duet is Lyric. Lyric is a text, animation and graphics authoring software and contains features such as the animation tool and clip playback device used for creating Monday Night Football's promos, line-ups and animated 3D bar charts. The Duet can even have a digital disk recorder installed in it. This allows for a single-channel clip player in the CG with its storage via a SCSI drive. While the user-interface application on a Duet rides on top of NT, the Chyron's graphic engine uses VXWorks, which

In a few years, the graphics effort grew to include impressive graphic displays and animated moves – with sound effects.

composite output. What is interesting about this approach is that the objects, such as the network's "bug," a banner, or an animated background, can be created on one graphics machine and be made available to other machines. These objects are shared and transferred between machines via an Ethernet LAN. Two machines simply open a socket connection between each other.

CGs are not the only devices that deal in objects. Pinnacle's DVEs, still stores

is a real-time operating system. NT passes the OpenGL-requested tasks off to VXWorks. OpenGL is a part of Lyric.

ESPN and ABC also use Chyron Aprisa for the NFL. The Duet controls the Aprisa 300 systems, which provide Sunday/Monday Night Football directors the flexibility to include animated clips for the Aprisa. During the game, the stand-alone Aprisa 300 systems are used to play back network-promotion material as well as full-screen, rendered

graphic elements. The Aprisa can also run a scaled-back version of Lyric, which allows editing of objects residing on it. The Aprisa comes in a number of variations. The 100 is like the still stores we have known. The difference is an integrated content- and asset-management



Fox box in upper left corner provided by SGI O2, lower banner provided by Chyron Infiniti!, and Sportvision's first-and-ten line provided by SGI equipment. The score in the upper right is a linear key, usually provided by a Digital PC Codi.

database that can manage content across the other Chyron still stores, CGs and servers. The 200 adds a DDR to the 100's capabilities. The 250 is a 200 that has two channels, which can be any combination of clip player, still store or one of each. The 300 adds internal transition effects.

Another item in the graphics racks is the Chyron Codi Telestrator, with a 15" flat-panel touch screen located up in the announce booth that lets the color announcers (John Madden being the most well known) doodle on the screen. Companies such as Sportvision and PVI are now offering systems that use chroma inclusion/exclusion techniques developed for their first-down line to key the drawing in such a way that it appears to be under the players and officials.

Some B games and local college games use a Chyron Maxine, which produces a basic Fox Box without animations.

The four common still stores found on trucks:

Accom (formally Abekas) A-42 still store, the senior member of this

family, has been around for nearly 18 years.

Pixel Power Collage still store/CG Leitch Stillfile

Leitch DSF 3121 four-channel Stillfile

In games where the game clock must still be shot with a camera, older Abekas A-53s are still occasionally used for clock positioning. Many trucks also have a Leitch Logo Compose for bug insertion.

Grass Valley Profiles are used for game bumpers and transitions into and out of replays. Two channels are required for video – one provides a key signal and the other the video fill. Two channel of audio are also used for the audio that now accompanies these transitions. The graphics are usually built back at the network by their graphics departments.

Whereas game statistics used to be collected, compiled and interpreted manually, today a lot of the stats you see on screen and stated by the announcers are created automatically. One company that does this is SportsMEDIA Technology Corp. They perform data integration and

allow for timely updating of the score because most automatic systems won't display a score until it is official. Other game activity is also entered manually into that database. But SportsMEDIA's database can be used to automatically fill template pages created on a character generator. The CG is set to automatically request data updates as records in the database change. In this way, the CG will automatically update its display as the official score, time and other information changes.

One of the most interesting graphics overlays today is the first-and-ten line. Two companies provide these systems, and they are indeed systems. CBS uses systems from PVI, while Fox and ESPN use systems from Sportvision. The Sportvision system comprises four SGI O2s. The system gathers very accurate camera pan/tilt-head and zoom-lens telemetry, which is generated by a Sportvision modified Vinten head. The collected data is sent via a microphone channel down the camera triax. From the camera's CCU, it is sent to a Sportvision computer called the gather PC. The gather PC sends the compiled



The tape compartment in the Supershooter 18 - the Fox A unit. Photos by Nicholas Traub Photography, Pittsburgh, copyright 2002.

pan/tilt-head data to a computer called the FIO. This is one busy processor. It contains a virtual map of the playing field, and makes the geometry calculations to determine where the first-down line is in 3D space. This computer also accepts data from another PC called the matte PC. The matte PC operator decides what colors in the video are to be keyed over, and what colors can't be keyed over. The operator will have to make subtle changes as field, sun and uniform conditions change. In the case of an indoor game, this position is often a set-once-and-forget proposition. The FIO computer must do one other computational operation: It must recognize which camera is on-air. It does this by comparing video fed into the system vs. the video from cameras equipped with the modified heads (usually the three-up cameras at both 20-yard lines and the

distribution services and provide a central place to keep stats. What this means is that raw data generated during a game, such as scores as determined by the official scorer and official time-clock information, are fed into a proprietary database. However, the score is often entered manually to

50-yard line) to determine which camera's telemetry to use. This approach was taken instead of using tallies because the Sportvision equipment is installed downstream from the switcher, and, because of convoluted video paths from sources to switcher, it was felt that cameras couldn't always be guaranteed a tally signal.

The output of the FIO computer is data, which indicate which pixels to write to depict the first-down line. The render PC processes this data, and its output is the key and fill signals for the line. These signals go to a keyer. This process takes 22 frames in NTSC (or SMPTE 259) time. To compensate for this, the dirty video out of the switcher is delayed via a Sierra Video Digilinx and then fed as the background signal to the first-down-line keyer. There is a second operator, the lead operator for the system, who turns the key on and off based on director input. A third operator is upstairs in the booth. He communicates to the lead operator where the first-down marker should be placed.

In the case of PVI's system, the line is added upstream from the switcher. PVI's system also collects pan/tilt-head telemetry and sends it to a box they call the Elvis. This is a proprietary box based on VME-bus technology. The PVI approach is heavily hardware based. This results in only seven frames of processing delay. A second PC running a user-interface application controls the Elvis. PVI's system requires three people to operate also.

When it comes to sheer size of a remote production, nothing compares to the Olympics. The Winter Olympics is no exception. In some ways, the Olympics is like an NFL Sunday, but continues every day for nearly two weeks. Just like NFL games, all the various venues need to be transported back to a broadcast operation center (BOC), processed and sent on to the required destinations. The host broadcaster must make every event available to various broadcasters around the globe. In addition, many broadcasters add their own capability to the mix. NBC, the U.S. broadcaster, adds

a significant amount of infrastructure, much of it for their graphics packages. This system is centered around a central server that is a repository of stills and clips created by Quantel Henrys, HALs and Editboxes, plus Apple G4 Macs running Adobe After Effects. The Apple G4 Macs are used to create special effects and elements that are composited in a Henry. NBC Olympics and Proximity Corp. developed this central-server concept. Thus, the initial creation of graphics occurs in Quantel and Apple equipment. The newly developed central server makes the various graphics content available to CGs and still stores at the various



An EVS slow-motion control in a production truck. Photo courtesy EVS.

venues. NBC is using Pinnacle Fx Deko IIs with ClipDeko internal clip players and Pinnacle Thunder XL four-channel clip/still stores.

The IDS Corp. will provide scoring and event timing data for automatic display. Chyron Codis will input and display event timing data, while results data will be fed into each Fx Deko II at the venues covered. As with football, graphics templates or beds were built by the network – in this case, NBC – in New York.

The two new major items at this year's Olympics are Proximity's "Xenoclip" clip translator and the "2 ME Box." The Xenoclip system allows NBC to translate clips produced on Quantel gear and put them in a data format that is

immediately accessible to all character-generator and still/clip-store gear – not just stills anymore, but the ability to unify all clips into one format accessible to all. The "2 ME Box," produced in collaboration with Pinnacle Systems, allows NBC to have a centralized storage area that contains all the clips translated by Xenoclip. They configure all the Fx Dekos and Thunder XL units to have the "2-ME" setup as a locally attached drive. This provides the ability to drag and drop clips from this server to a local drive (giving it instant access to playback). All venues are connected to the graphics section of the IBC using either ISDN or T1 lines. This provides the venues this drag and drop ability as well. After Xenoclip translates the clips, they are sent to the "2-ME," where anyone, whether local in the IBC or distant at a venue, can acquire either still or moving images for playback.

A significant portion of many remote-production efforts today is graphics. One major network worried as long ago as the mid 70s that graphics would distract the viewer. Today the viewer often gleans as much from visual information presented with the action as the dialog presented by the announcers. The graphics area will continue to expand as many players in the graphics realm are leading the foray into interactive television (ITV). The information gathered and displayed as television signals can now also be "re-purposed" for shipment to "Web servers." As ITV-aware set-top boxes become available to DTV viewers, the ever-growing graphics "engine" deployed in these boxes will generate the data that provide the viewer's interactive experience.

Jim Boston and George Hoover are in the process of writing a book about the remote-truck industry. They have established a Web site to promote this project. If you have anecdotes or other information that you think should be in the book, please visit www.remotetruckbook.com. **BE**

George Hoover is senior vice president and general manager of NEP, and Jim Boston is a West Coast consultant.

Olympic Players

BY LARRY BLOOMFIELD

Listed below are some of the companies providing equipment and expertise for the 2002 Winter Olympics. While space here does not permit a complete listing, you can view the entire report on the *Broadcast Engineering* Web site, www.broadcastengineering.com.

Accom will provide two turnkey equipment packages incorporating the Abekas 8150 Digital Vision mixer with Dveous digital video effects. The equipment will be used by the Finnish broadcaster YLE and the Norwegian broadcaster NRK.

A complement of HyTRON 100 batteries and InterActive 2000 PowerChargers from Anton/Bauer will be used in portable cameras and Ultralights for remote events.

Canon will be the exclusive lens supplier for NBC's coverage of all Olympics through the year 2008.

The Clear-Com Q700 programable, frequency-agile UHF wireless intercom will supplement communications systems for the Opening and Closing ceremonies.

DNF will provide their DMAT and ST300 slow-motion controllers.

Dolby Digital 5.1 sound tasks will be provided through the DP562 digital decoder. Dolby Surround will be handled by the DP563 encoder.

Editware's DPE-551 hybrid editor will be used in some edit suites in the Salt Palace Convention Center. The controller incorporates Graham-Patten's D/ESAM IV protocol.

Evertz Microsystems will be supplying several key products including the 8010-SIE vertical interval SID encoders and Evertz's HD test generators, downconverters and distribution amps.

Fujinon lenses are used on several of the mobile trucks including National Mobile Television, Southwest Television and Corplex Television. Corplex will also use Fujinon's OS-TECH image stabilization adapter at some locations.

At least 16 Graham-Patten D/ESAM 8000s are located in various

edit rooms.

HDNet will provide the 1080i HD feed, which will be delayed 24 hours. The network is using Ampex and Sony servers, and a Snell & Wilcox switcher fed by Sony cameras. The new Sencore TS3030 HD server will handle the delayed playback. Packaging the digital program material will be Divicom and Tiernan encoders.

Microwave Radio Communications and Northwest Communications Systems are supplying some affiliates with CodeRunner equipment for live coverage of the Olympic torch relay.

At the heart of Olympic coverage will be more than 250 DVCPR050 recorders, 50 digital cameras and



A competitor skates at the World Single Distance Speed Skating Championships in the Utah Olympic Oval. ©2001 SLOC photo by Laura Schaffer. Photo courtesy Panasonic.

more than 900 monitors from Panasonic.

Key Panasonic equipment includes: AJ-D910WA 2/3" DVCPR0 camcorders; AJ-D960 DVCPR050 studio editing, slow-motion VTRs; AJ-D950 DVCPR050 studio editing VTRs; AJ-LT95 DVCPR050 laptop editing systems; AJ-D940 DVCPR050 studio players; AJ-D95DC DVCPR050 portable AC/DC VTRs; AJ-HD3700 multiformat D-5 HD VTRs, AJ-D610WA 16:9/4:3 camcorders, a total of 35 Ramsa sound systems at 14 different locations and 16 Astrovision giant displays.

Pinnacle Systems has supplied the Thunder and FX Deko II systems. Several flight packs will feature

Ross Synergy digital production switchers and RossGear terminal equipment.

Snell & Wilcox will provide much of the standards conversion equipment necessary to feed broadcasters outside North America. Seven Network Australia will employ a Snell & Wilcox Alchemist Ph.C TX standards converter. A Snell & Wilcox Mach 1 will feed C7, Australia's cable sports network.

The 2002 Winter Olympics will rely heavily on Sony's new MVS 8000 production switcher. Three 8000s will be used, two for live feeds from the International Sports Broadcasting complex and one for post work.

Telecast Fiber Systems will supply the Viper II modular communications

platform and Adder multiplexers. They will be used to provide coverage of the Opening and Closing, as well as the alpine skiing, snowboarding and freestyle aerial events at the Park City Mountain Resort, Snowbasin Ski Area and Deer Valley Resort.

Telex is providing a 464-port RTS

ADAM intercom system, complete with their custom "Override IFB" feature.

Thomson Multimedia will supply 10 LDK 23HS MKII high-speed super slow-motion cameras. They are also providing their "Service Pit Stop."

Vela is providing their IDS line of integrated, inter-networked distribution products. Included in the package are Vela analog and digital video DAs, monitoring equipment and software.

For more information on the equipment in use at the Olympics, go to www.broadcastengineering.com. **BE**

Larry Bloomfield is a consultant in the broadcast industry.

CENTRALCASTING: No Benefit Without Risk

BY JOHN LUFF

As stations seek cost effective ways to interconnect facilities for content sharing and centralcasting, IP and Ethernet technology are increasingly being tried. Last summer, KCTS-TV, Seattle successfully transmitted a real-time, multiple-program digital stream from Spokane to Seattle via an Ethernet connection. Shown here is the KCTS-TV control room. Photo courtesy Harris.



Broadcast stations used to be largely autonomous. Some still are. Managers of local stations can easily make local decisions on programming, advertising, personnel and all other questions that must be reviewed daily to keep a transmitter on the air. But the economics of broadcasting have dramatically and irreversibly changed. The combined effects of falling revenue and rising costs have tipped the scale permanently towards

less autonomy for all stations, whether they are part of a group or not. Ad revenues have fallen steadily for an uncomfortably long time. Networks are considering reverse compensation to stem their own altered economics. Unfortunately, all this has happened in an era when the FCC has granted the broadcasters' wish to have an extra channel on which to broadcast HDTV (or other services as finally authorized).

Every month, boardroom conversa-

tions consider ways to improve economics for broadcasters. Some broadcasters postulate that centralization, commonly termed centralcasting, may be the only way to save local broadcasting from imploding in the jaws of the economic vise it is caught in today.

Centralcasting, or more generically, centralized operations, can increase cash flow and help balance the balance sheet. But it involves making careful, sometimes difficult, choices. Experts

Sharing is good.



ShareCasting™

distributed broadcast systems

ShareCasting is the next generation of centralcasting systems that can share broadcast control and origin with regional stations. Now TV stations can **maximize localization and reduce operational costs** with regional sales, regional station ingest, central asset acquisition and shared storage.

Can your automation system do that?

Florical Systems led the way in centralcasting with the first hub-spoke automation system to go ON-AIR back in 1996. Our expertise with multiple time zones, multiple device servers, zero timing and control room switching delivers highly reliable and scalable solutions to our many customers who are ShareCasting ON-AIR today.

To find out more, visit

www.sharecasting.com

or call us at 352.372.8326.

4581 NW 6th Street Gainesville, FL 32609 USA sales@florical.com
ShareCasting™ and Florical™ are trademarks of Florical Systems, Inc.



FLORICAL
SYSTEMS™

CENTRALCASTING: No Benefit Without Risk

who have studied centralized operations liken these choices to picking fruit from a tree. The low-hanging fruit represents the easiest changes to implement, the higher fruit more difficult – and some fruit may be out of reach. When broadcasters think of centralcasting, their concept is often

worked hard to output a log from paper records. Now, the staff is decidedly smaller and the work highly automated. By centralizing traffic, a group owner can marginally reduce the number of people required to keep multiple stations operating, and the relatively low bandwidth required to

linear editing and production systems have made sophisticated spot creation less expensive, but the creative individual is no easier to find or cheaper now than in the past. Centralizing promotions also comes with a little penalty in distribution cost. If the central promotions department is created as part of a broader interconnection, the distribution may come nearly for free.

Centralcasting may be the only way to save local broadcasting from imploding in the jaws of the economic vise it is caught in today.

Above the low-hanging fruit lies the potential for large savings over the long haul. The true redundancy among broadcast stations varies with factors that are principally tied to the overlap of the individual programming grids. If all of the stations to be centralized have the same network affiliation, it seems logical that redundant processes can be centralized.

limited to creating a common master-control operation for stations with common parents. But there is other, lower fruit to consider first.

connect a local sales operation to central traffic makes it quite economical.

One candidate for centralized operations is the traffic department. Before today's highly computerized operations, a station's traffic department

Only slightly higher up on the fruit tree is the promotions department. Often, the promotions department bargains hard to get the personnel and capital resources needed to do a good job of promoting the station. Computer non-

One of the approaches first used was based simply on remotely controlling the station from a central site, but not moving any of the video hardware or

We took the best CG application for Master Control and made it even better!


Broadcast Software Solutions has taken the art of video character generation to the next level with GGXPRESS. From dazzling innovations in the user interface to the high quality 601 I/O, CGXPRESS is Pure Graphics Power. CGXPRESS utilizes template pages to offer flexibility that is remarkably easy to use. Never before has this much graphics power been packed into a one rack unit enclosure. Go to www.broadcastsoftware.tv & take a closer look at CGXPRESS. Experience the perfect balance between capability and ease of use. Experience CGXPRESS.



- Supports both TFT & Sage EAS decoders
- 100 logos can be installed for drag & drop
- Video effects include: cut, fade, wipe, dissolve, push, reveal, hide, weave, cover, split & peel
- Import TIFF, TARGA, RGBA, PCX & BMP
- Unlimited Time and temperature templates
- Uses rendered Windows true type fonts
- Supports 32-bit, 24-bit & 8-bit graphics
- Up to 16 fonts can be installed
- One click station logos
- Clock / count up timer
- Drag & drop interface
- Message sequencing
- TV ratings icons
- 16 GPI triggers
- NTSC and PAL



800-273-4033
www.broadcastsoftware.tv



A Completely New Direction in Digital Switching

With the new UTAH-400 High-Density Digital Routing Switcher we are taking the design of large routing switchers in a completely new direction. Just take a look at the features:

- **Reduced Rack Space Requirements** - a 160x160 Matrix in just 8 rack units, 320x320 in only 16 rack units, 640x640 in 48 rack units - The UTAH-400 lets you put more switcher in less space than any router in history.
- **SD/HD Compatibility** - Mix and match standard definition and high definition signals and change the mix as your needs evolve. The UTAH-400 provides complete insurance for HD compatibility.
- **Reduced Power Consumption** - The UTAH-400 uses up to 80% less power than competitive designs. In large systems, this can add up to real operational savings.
- **Full-time Monitoring of Input/Output Signals** - With the UTAH-400's unique signal monitoring features, your router can become the heart of a complete, automated management system for your signal paths.
- **Advanced Digital Audio Routing Capabilities** - The UTAH-400 digital audio matrix gives you complete flexibility in handling any digital audio format.

Utah Scientific has a full range of solutions to the most demanding requirements for audio and video routing and presentation systems. Let us help you find your way through the maze of options to the most cost-effective and future-proof digital signal management plan for your facility. Visit us at www.utahscientific.com or call (801) 575-8801 today for more information.



www.utahscientific.com

CENTRALCASTING: No Benefit Without Risk

content to a central repository. Using software like PCAnywhere, or a remote-desktop control built into Microsoft's free NetMeeting conferencing package, it is easy to see how you could simply remote the display from the automation system to a central site and eliminate the local person watching the screen for errors. When coupled with a return path for low-bandwidth video and control/status on the transmitter, this approach seems to be the least capital-intensive topology possible.

Of course, with low cost comes tradeoffs some stations will find unacceptable. If the connection to the remote PC is lost due to a power failure, the process of restoring control, perhaps even programming, might not be quick. With few, if any, eyeballs watching the store at the local station, minor problems that might be solved in a couple of minutes by a skilled operator become much more complicated.

At the other end of the spectrum lies a fully centralized facility in which a local station without news programming might consist of nothing more than a



Master control operations at KGET-TV, the Ackerley Group's NBC affiliate in Bakersfield, CA. The station provides centralcasting for itself and three other stations. Photo courtesy KGET.

connection to the transmitter and the return status that is required in all interconnection topologies. This allows the local station to avoid any renovation as equipment wears out. And, if the in-

terconnection bandwidth is high enough, the full ATSC DTV signal can be sent from the centralcasting site. If the DTV stream contains a copy of the NTSC programming, it is possible to decode that stream from the multiplex and convert it to NTSC at the transmitter site, reducing the bandwidth to no more than 19.3 Mbits downstream, and perhaps 1.5 Mbits upstream. The central site can provide a level of N+1 redundancy that the local station might not be able to afford, since spares are spread across a larger capital base.

Full centralcasting works best when the stations all are of one network affiliation, since one program stream could be concatenated and only interstitials would vary. But that's a pretty idealized case, to which any owner of multiple stations will attest. Thus, the probability is that a unique program stream is assembled for every station and some of the redundancy the

PORTABLE. POWERFUL. PUNISHABLE.

Field production demands flexibility and performance from every piece of your gear. Which is why we've created the new FP23 and FP24 portables.

Designed for on-location use in any broadcast environment, both provide the highest quality audio for even the most critical of digital recordings. And thanks to their high-strength extruded all-aluminum construction, both are built to withstand the rigors of the field.

For full details, call 1-800-25-SHURE or visit us online at www.shure.com.

SHURE
IT'S YOUR SOUND™

FP23 — Single Channel Mic Preamp

Portable, battery-powered microphone preamplifier with phantom power, 24 hours of battery life, and virtually "unclippable" limiter.




FP24 — Two Channel Mixer/Preamp

Portable, battery-powered microphone preamp/mixer with phantom power, premium-quality input/output transformers, virtually "unclippable" limiters; and adjustable LED brightness for readability even in direct sunlight.

Don't leave your **Signal Sniffing** To the Dogs...



...Use Evertz **AVM's** Instead!




7760AVM

- One SDI 525/625, 270M input
- External or embedded audio
- SDI monitored, reclocked and/or NTSC/PAL output



7761AVM-DC

- Dual NTSC/PAL inputs
- External two audio group inputs
- Dual NTSC/PAL outputs



7765AVM-4, -4A

- Four SDI 525 or 625, 270Mb/s inputs
- Embedded or external audio inputs
- HD, SD, NTSC/PAL or VGA Output



Video, audio, data monitoring cards with on-screen display,
fault messages and VistaLINK™ enabled

Tel: 1-905-335-3700 / Fax: 1-905-335-3573 www.evertz.com

evertz



Centralcasting comes in many flavors and should not be thought as just another way to get rid of people. In fact, centralcasting technology may be the only way some communities can be served by small staffs. Photo courtesy Harris.

centralcasting site could enjoy is lost, requiring more hardware.

Centralcasting has its own Achilles' heel. The cost of interconnection is the combination of local access cost to a high-bandwidth network (local loop), and the long-haul interconnection circuit (often inter-LADA). WAN circuits with the appropriate quality-of-service

money.

Packetized transport, like ATM, offers potentially flexible WAN bandwidth. Some argue that ATM is inappropriate for dedicated video service. While it might suffice to note that FOX Sports and others use ATM on a permanent and full-time basis, the engineering arguments should not be ignored. Con-

guarantees and sufficiently robust disaster-recovery provisions can be expensive. High-quality video can be transmitted in as little as 6 Mbits/s, but full-time 6 Mbit circuits are hard to book unless one uses DS3 service (nominally 45 Mbits/s). The excess bits cost the same as the fully occupied ones, wasting

fusion about the suitability of ATM begins with its ability to deliver isochronous video, i.e., with deterministic delivery. However, ATM adds other features that are potentially useful in centralized operations, including multicasting the same packets to multiple locations, a wide variety of standard computer-industry interfaces, and interfaces designed specifically for converting video data types to ATM.

Another variation on the centralized operations theme stands with one foot in both camps. Distributed broadcasting, a technique that requires careful evaluation by competent personnel, holds the promise of reducing labor to the same extent as centralcasting, but does not necessarily play all programming from the central site. The probability is high that the station has equipment in place to receive and air network programming without receiving it from the hub site. Taking advantage of that existing hardware may reduce the bandwidth requirements in the WAN. Such an approach requires that

I·D·

LESS WEIGHT. MORE POWER.

INTRODUCING THE **NEW** IDX ENDURA **E-80S**



Capacity: 82Wh/5.7Ah

Weight: 1.87lbs (700g)

Mean voltage: 14.4V

Dimensions: 3.4" (W) x 5.6" (H) x 1.97" (D)

I·D·
IDX System Technology

For more information on IDX products, Please contact us at
Tel: (310)891-2800 / Fax: (310)891-3600 Web Site: www.idx.tv / Email: idx.usa@idx.tv

Lithium Ion

KTech

TELECOMMUNICATIONS, INC.

Beat The Deadline!!!

Meet Your Budget!!!



Complete 100W Average DTV Transmitter Includes:

- HARMONIC SD ENCODER
- SINGLE CHANNEL PSIP GENERATOR
- 8-VSB MODULATOR WITH AUTOMATIC ADAPTIVE LINEAR AND NON-LINEAR PRE-CORRECTION
- RF UP CONVERTER
- 100W AVERAGE POWER AMPLIFIER
- DTV MASK BAND-PASS FILTER
- 19" RACK

**Fully Upgradable
Financing Available**



KTech
TELECOM

DTV BROADCAST PRODUCTS

15501 San Fernando Mission Blvd, Suite 100 Mission Hills, CA 91345

Phone (818) 361-2248 Fax (818) 270-2010

E-Mail: sales@ktechtelecom.com Web: <http://www.ktechtelecom.com>

CENTRALCASTING: No Benefit Without Risk

some of the programming plays from the distributed broadcasting site and some plays from the station. While complex, this approach allows distributed servers to move media efficiently between sites in the background using FTP or other techniques under automation and asset-management control.

If all television was recorded and played under automation control, all of

these strategies would work well. But what seems simple becomes potentially difficult when considering live events. In the centralcasting-hub case, it may be necessary to have multiple operators on duty during peak sports times. Networks have a habit of regionalizing networks, and football teams don't coordinate their plays to fit into a standardized model for inserting commercials. A hub

that sends out signals to FOX, NBC, ABC and CBS stations might find a situation quite impossible for one operator to handle, though one operator could arguably control most normal programming on over 10 stations.

As the number of combined stations rises, the potential total capital-cost reduction rises, but not exactly at the same rate. As the number of streams at risk rises, the level of redundancy needs to rise to avoid the catastrophic case of many stations going off the air due to a single failure. It seems unlikely that many broadcasters would have the capital to take such an approach; at least until operations have proven successful for a while and net savings have accumulated. But the savings in capital cost have to be looked at over years. With depreciation on an aggressive five-year basis, a 20 percent savings nets only 4 percent of that amount to the bottom line per year. While the total is important, the boardroom will not see that 4 percent as worth much risk. The real savings are in human resources, traded against the cost of interconnection. This is where the rubber truly meets the road in centralized operations. If the approach you take can save sufficient personnel to overcome the cost of interconnection by a wide enough margin, you will have a persuasive case.

It is worthwhile to note that centralized operations is a fundamental shift in the business operations of the company as well. Broadcasting essentially has been a local business since radio began over 70 years ago. In the last few years, radio has moved aggressively to centralized operations, and the once-marginal local-radio business has returned to profitability. A change at the root of television broadcasting may well achieve the same result. But it will take years to fully explore the quirks in the factory operations required by centralized operations, years to minimize risks and years to see the full benefit of centralized operations come to fruition.

BE

John Luff is vice president of business development at AZCAR.

CANTUS. Digital Diversity.

Whether it's in a broadcast studio, O.B. van, recording studio, dubbing stage or theater - the CANTUS console can be found.

CANTUS, a versatile digital audio mixing system, provides the most comprehensive audio management solution available today.

But there's more to CANTUS than meets the eye: sophisticated design, German engineering, reliability, ease of use and uncompromised quality! Featuring 23-bit TrueMatch™ converters, 40-bit floating-point processing, fiber-optic networking, and the NEXUS routing system, the CANTUS can be customized to meet your every mixing need.

Discover Digital Diversity Today.



SALZBRENNER STAGETEC MEDIAGROUP

Proudly Announces the Opening of

SALZBRENNER STAGETEC USA

19410 Kilfinan Street

Northridge CA 91326

Phone: (818) 364-5153

Fax: (818) 366-5906

salesUSA@stagetec.com

SALZBRENNER STAGETEC MEDIAGROUP

Industriestrasse 53e

D-91552 Reichartshausen, Germany

Phone: +49 9155 440 0

Fax: +49 9155 440 111

sales@stagetec.com

www.stagetec.com



Power **printed beyond the** **word.**

Our ability to help
you solve business
problems extends
beyond the great
editorial in
this publication...

PRIMEDIA

Business Magazines & Media

PrimediaBusiness.com

Power



E-Mail Newsletters.

Get the news you need, as it happens. Sign up for a subscription to one of our e-mail newsletters. Go to PrimediaBusiness.com and click on "I want to subscribe to a newsletter." Or, sponsor one of our targeted newsletters to reach buyers in your market. Contact Rob Shore (rshore@primediabusiness.com or 212-204-2622).

Amplified coverage.

Every Primedia Business publication has a Web site with relevant news and additional resources. Go to PrimediaBusiness.com and click through to the publications you're interested in.



beyond

the

Supplier Directory.

Find a product or service
in our multi-industry
Supplier Directory. Go to
PrimediaBusiness.com
and click on the Supplier
Directory link.





Custom online “special reports.”

Our editorial content and your sponsorship can help you increase your sales.

Contact Christina Julian
(cjulian@primediabusiness.com
or 212-204-1411).

printed

word

Banners.

Properly created and targeted Web banners can actually be incredibly effective. Target by audience or content. Contact Rob Shore (rshore@primediabusiness.com or 212-204-2622).





Industry news, delivered.


Get the latest industry-specific news automatically delivered fresh to your corporate Web site, intranet or extranet. Go to PrimediaBusiness.com and check out Primedia Insight newswire.

Power **printed beyond the** **word.**

We can connect you with the exact buyers you're looking for or bring you the information you need to win in today's markets. Click or call today to tap into the power of Primedia Business.

PRIMEDIA
Business Magazines & Media
PrimediaBusiness.com

A



Consumers' new high-definition TV sets are dependent upon PSIP tables to find broadcasters' digital signals. Photo courtesy Zenith.

Broadcasters' Guide to PSIP

BY JERRY C. WHITAKER

Although proper implementation of the DTV Program and System Information Protocol (better known as PSIP) at the television-station level is not particularly complex, neither is it straightforward. Broadcasters have voiced their need for simplified information regarding the implementation of PSIP Standard A/65A. To this end, the ATSC is developing a draft Recommended Practice to explain the operator-oriented elements of PSIP and to provide practical examples of typical station operation. The draft document will also provide guidelines that should allow designers of PSIP-related hardware and software to

from multiple markets. The PSIP protocol was developed with these real-world situations in mind.

PSIP is a small collection of tables designed to operate within every transport stream (TS) for terrestrial broadcast of digital television. Its purpose is to describe the information at the system and event levels for all virtual channels carried in a particular TS. Additionally, it may incorporate information for analog channels as well as digital channels from other transport streams.

There are two main categories of information in the ATSC PSIP Standard: system information and program data. System information allows navigation

- System Time Table (STT)
- Rating Region Table (RRT)
- Master Guide Table (MGT)
- Virtual Channel Table (VCT)

The Event Information Tables (EITs) are a second set of tables whose packet identifiers are defined in the MGT. The Extended Text Tables (ETTs) are a third set of tables and, similarly, their PIDs are defined in the MGT.

The System Time Table is a small data structure that fits in one transport stream packet and serves as a reference for time-of-day functions. Receivers can use this table to manage various operations and scheduled events, as well as to display the time of day.

The Rating Region Table transmits the rating system in use for each country using the ratings. Provisions have been made for multi-country systems.

The Master Guide Table provides indexing information for the other tables that comprise the PSIP Standard. It also defines table sizes necessary for memory allocation during decoding, defines version numbers to identify those tables that need to be updated and generates the packet identifiers that label the tables.

The Virtual Channel Table, also referred to as the Terrestrial VCT (TVCT), contains a list of all the channels that are or will be online, along with their attributes. Among the attributes are the

PSIP is the glue that holds the digital television signal together.

prepare clear operating instructions for the users of such equipment.

Inside PSIP

PSIP is the glue that holds the digital television signal together. Although PSIP is a voluntary standard of the ATSC, and the FCC only requires parts of the standard, it is, in fact, a requirement in terms of actual real-world operation. In most locations, multiple DTV stations can be received — in some cases,

and access of the channels within the DTV transport stream, and program data provide the information necessary for efficient browsing and event selection. Some tables announce future events and some locate the digital streams that make up an event. The PSIP data are carried via a collection of hierarchically arranged tables. Figure 1 shows the primary components and the notation used to describe them. The base tables are:

channel name and number. This table is critically important as it contains the set of data that enables a receiver to tune and locate the service being broadcast. The VCT is essentially a list containing information about each service that a broadcaster creates (or has announced that it will create) within the DTV major channel assignment, as well as information about the broadcaster's associated analog channel.

advance. At minimum, the first four EITs must always be present in every transport stream, and 24 are recommended.

Basic PSIP requirements

The three main tables (VCT, EIT, STT) contain information that makes it easy for suitably equipped receivers to find the components required to present a program (event). Although receivers are expected to use stored information to speed channel acquisition,

some times parameters must change. The VCT is the table that provides the actual connection path. If nothing has changed since an EIT was sent for an event, the anticipatory use of the data is expected to proceed. When there is a change, the new parts

wrong, there may be severe consequences, depending on the type of receiver. The following are key elements that must be set and/or checked by each station:

Transport Stream Identification (TSID). The station must set the TSID correctly in all three locations (PAT, VCT common information, and virtual-channel-specific information).

System Time Table (SST). The station should check the SST time daily and lock it to house time.

Short Channel Name. This is a seven-character name that the station can set to any desired virtual-channel name. For example, WNABSD1, KNABSD2, WNAB-HD, KIDS, etc.

Major Channel. In most cases, the previously assigned, paired NTSC channel is the major channel number.

Service Type. The service type selects DTV, NTSC, audio only, data, etc., and must be set as operating modes require.

Modulation Mode. This parameter must be set appropriately.

Source ID. The Source ID is a number that associates virtual channels to events on those channels. Typically, it is automatically updated by PSIP equipment or updated from an outside vendor.

Service Location Descriptor (SLD). The PIDs identified here and in the PMT must be the same for the elements of an event/program. Some deployed systems require separate manual setup, but PIDs assigned to a VC should not change (unless there is a good reason).

continued on p. 85

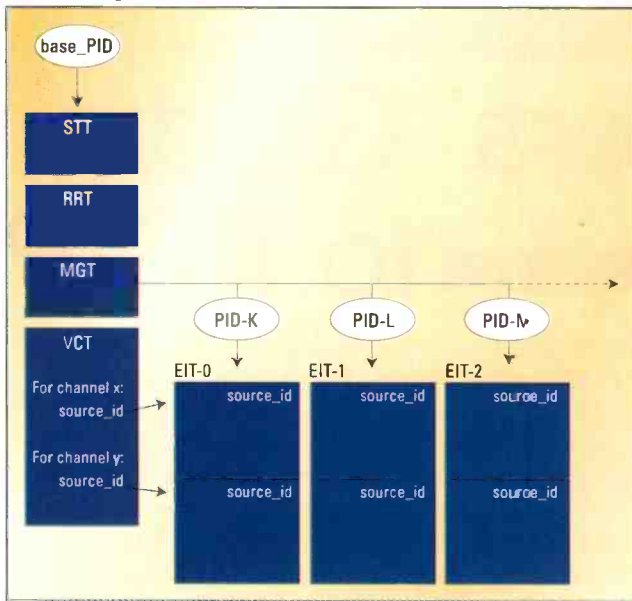


Figure 1. Overall structure of the PSIP tables

There are several Event Information Tables, each of which describes the events or television programs associated with the virtual channels listed in the VCT. Each EIT is valid for a time interval of three hours. Because the maximum number of EITs is 128, up to 16 days of programming may be advertised in

would be used. These relationships — and the tables that carry them — are designed to be kept with the DTV signal when it is carried by a cable system.

There are certain “must have” items and “must do” rules of operation. If the PSIP elements are missing or



Number One in News and Sport

Quantel is now the world's number one supplier of digital news systems, with more stations on air than any other manufacturer. Why not let Quantel's award-winning technology, worldwide support and years of experience in the news business keep you out in front. Find out more at www.quantel.com/news3



Snell & Wilcox's System HD

BY RICHARD SCHILLER AND SPENCER BARR

As more TV stations begin to broadcast in high definition, an area that must be given careful consideration is interconnection. For the most part, TV stations use coaxial cable for SD transmission, driving signals more than 300 meters at the SD data rate of 270 Mbits/s. Once the shift is made to HD, however, the data rate is raised to 1.5 Gbit/s. At this rate, the maximum transmission distance over coaxial cable drops dramatically to a range of 100 to 150 meters, and then only if high-quality coax is used along with a suitable cable equalizer at the receiving end.

The restrictive transmission characteristics of coax at HD data rates make the use of optical fiber transmission very attractive. Two types of optical fiber exist: single-mode and multi-mode. Single-mode fiber has a very small (nine micron diameter) center core, which is used to carry the optical signals.

The worldwide adoption of a single-mode fiber-based solution by the telecom industry has seen many barriers of adopting high-speed optical networks considerably reduced. Widespread component availability at affordable prices is now a reality.

stadium, TV station or even in a large studio. For longer distances, fiber makes sense and often is the only practical alternative. Other considerations include fiber's immunity to electromagnetic radiation as well as its small size and light weight, both of which make it a fantastic signal transport medium.

The single-mode fiber transmitters in the Snell & Wilcox System HD modular enclosure can be supplied with one, two



Up to 12 modules can fit into the Snell & Wilcox System HD, including transmitter, receiver and transceiver cards.

or four optical outputs like traditional coax distribution amplifiers. These multi-output variants are highly cost-effective for one-to-many connections. If the same signal is to be fed to two or more destinations, this is the way to go.

fiber. This is where Wave Division Multiplexing comes in. By ordering transmitters with different wavelengths (colors) of laser light, a combining rear connector panel can join two signals onto one fiber.

Though optical transmission networks provide superior signal handling characteristics to coax networks for long-distance/high data rate applications, they cannot work miracles. A poor quality electrical input signal to an optical transmission system will result only in a poor quality optical signal being transmitted. To simplify the design and installation, System HD's optical modules equalize and re-clock any HD electrical input signals before optical transmission and then re-clock the recovered electrical signals before distribution.

System HD provides comprehensive monitoring of many factors affecting the continuing operation of the system. These can be read locally or remotely using the Snell & Wilcox RollCall equipment monitoring and control system. On an optical transmitter module, for example, monitoring includes board temperature, input signal quality, the presence of CRC (cyclic redundancy check) errors in the video, the line standard and frame rate being transmitted as well as the laser device health status. It also can estimate the length of coax feeding its HDSDI input. **BE**

Richard Schiller is senior product manager, modular products, and Spencer Barr is senior design engineer for Snell & Wilcox.

Widespread component availability at affordable prices is now a reality.

Snell & Wilcox manufactures a range of modular distribution products especially for the demanding world of high definition known as "System HD." These are far from typical as they can drive up to 150m of good coax cable.

Most high-definition products are limited to approximately 100m. Even this capability will not get you very far in a

When designing the fiber system, you'll want to decide whether two signals should share the same fiber. Fibers are small, light and very easy to lay, so you'll want to install enough to cover any requirements. In fact, many people install extra unused "dark" fibers just in case. However, there are times when it is just easier for two signals to share a

IN ADDITION

Visit our Web site, www.broadcastengineering.com, for more discussion on the Snell & Wilcox System HD.

Miranda: Networking the Network

BY LARRY BLOOMFIELD

In the early days of broadcasting, "the patch panel" was the only way to get sources and destinations changed that were otherwise hardwired to each other. It is difficult to credit the person who first came up with the passive mechanical patch panel, but they soon gave way to active devices that would permit one source to be delivered to multiple outputs. Thus, the routing switcher was born.

In the early days of broadcast routing, switchers just switched audio and video. More complex systems that would switch video, multiple channels of audio, time code and even machine control were soon developed. As digital became a part of the broadcast industry, and since all the bits representing each of these functions could be multiplexed together and sent down the same path, wiring became much simpler and easier.

One company capable of addressing all these configurations is Miranda Technologies, with their Network series of routers which offer a complete range of analog and digital, video, audio, high-definition and telecom routers in compact packages.

The goal in designing this equipment is to create a maintenance-free environment. Each router and control panel is equipped with its own local controller, thus ensuring overall system integrity and decentralizing the control of the system.


The routing switchers are compact so they can be easily mounted in the rear of a rack to maximize rack space. The routers can be configured for standard definition or high definition to meet each facility's digital configuration.

The routers offer eight levels of independent control. All models in the se-

ries can be combined with each other to form larger multi-level audio and video systems.

They feature a PC multi-user access control system, and single bus and X-Y control panels are also an option. The monitoring and control of the system is done by using iControl Web-based management software. Addi-

tionally, the routing switchers will interface with nearly any of the automation systems currently available in the



The Miranda Network 8x8 serial digital router is capable of up to 360 Mbit/s with equalization out to 300m.

broadcast marketplace.

Making sure that nearly 200 stations get what they are supposed to, when they are supposed to, is no easy task. An elaborate router system, driven by a specialized automation system, has to be in place to accomplish this. After significant evaluation, NBC selected the Miranda Network 8x8 serial digital router as the backbone for switching their new digital Skypath system and the associated integrated receiver decoders (IRD) at their affiliates to the appropriate outputs.

The model router NBC purchased is capable of up to 360 Mbit/s with equalization out to 300m.

The Miranda Network series routers feature the following options:

- Formats**

The Network series routers are available in wideband analog video (up to 250 MHz), analog audio, digital video

Typical applications for today's modern routers go beyond the single station application.

(143 to 540 Mbit/s), DVB/ASI, HD from 143 Mbit/s to 1.5 Gbit/s, digital audio (balanced 110 ohms or unbalanced 75 ohms), telecom formats 34/45 Mbit/s and 140/155 Mbit/s, and in RS-422 data.

- Sizes**

The Network series routers are available in sizes of 16x2 up to 128x2, 8x8, 16x16, 32x32 and 64x64.

- Control Panels**

A variety of push button control panels are available in sizes of 8x1, 8x8, 16x1, 16x2, 16x16, 32x1, 32x32, 64x1 and universal alphanumeric X-Y. Panels are also available with an optional GPI/Joystick/Tally interface.

- Multi-Level Systems**

All models in the Network series can be combined with each other to form larger multi-level audio and video systems.

For more information on routing switchers go to www.miranda.com. **BE**

Larry Bloomfield is a consultant in the broadcast industry.



VCI's STAR II+ Traffic System for Centralcasting

BY W. LOWELL PUTNAM

The centralcasting discussion most often revolves around master control operations and technology. This is mostly because consolidation of engineering operations offers opportunities for achieving immediate economies of scale. Of equal importance, however, is the consolidation of core business functions, including sales, traffic and accounting.

Traffic system requirements

As the broadcast business continues to evolve, so must its supporting systems. Broadcasters moving towards centralized business operations should begin by evaluating the capabilities of their current traffic system.

Speed is one important element in

for backups or spot placement. The system should be able to complete invoicing during normal operational hours without slowing down the entire system. Finally, the systems

Broadcasters moving towards centralized operations should begin by evaluating the capabilities of their current traffic system.

should allow for expansion of PCs, users and printers without performance degradation.

Reliability is also an important criterion. To increase reliability, the system should take advantage of standard and readily available hardware components, including redundant power supplies, disks and fans.

There should be a reasonable balance between the level of redundancy desired and the expense of implementing it.

Another requirement is for the traffic system to provide a sophisticated automation interface. In the centralized operation, where master control is simultaneously supporting several individual stations, a highly

automated environment is desirable to cut down on manual manipulation of logs. This improves productivity and reduces costly errors.

Integrated sales force automation is also key. Multiple remote sales teams need to be able to interact easily with

the centralized operation. They should be able to manage their accounts electronically and have instant, real-time access to accurate inventory data. The traffic system

should also accommodate different sales philosophies.

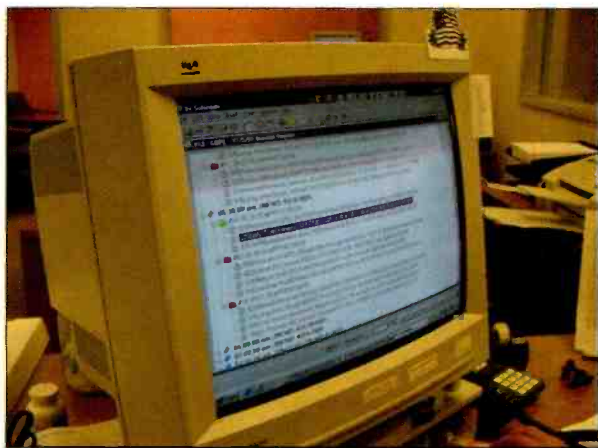
A traffic system should allow for as many data types as needed to support both clusterwide and individual station requirements.

It should also offer flexible reporting to meet unforeseen requirements. With centralcasting still in its infancy, it is difficult to predict the ultimate reporting requirements of any individual group, cluster or station. A modern traffic system should offer flexibility for both consolidated and individual station reporting.

In addition, the traffic system should eliminate redundant data entry to the greatest extent possible and should support large volumes of data.

While an ultimate goal of centralcasting is to achieve economies of scale by consolidating common functions, broadcasters must be careful not to force a cookie-cutter approach on individual stations within a cluster. The system should offer complete flexibility to support unique program formats and sales practices.

BE



VCI's traffic system is an option for broadcasters trying to meet the increased data management requirements of a centralcasting environment.

a traffic system for use in a centralcasting environment because of the volume of data being managed and the number of users being supported.

In addition, it should not be necessary to bring down the entire system

W. Lowell Putnam is president and CEO of VCI.

News Editing: Cut . . . and Paste?

BY JOHN LUFF

I have often wondered what percentage of all editing done for television, broadcast and non-broadcast is done for news purposes. Many of our broadcast clients report putting 75 to 100 cut stories on the shelf on any given day. Multiply by the number of stations in North America that produce news (my guess is over 85 percent of all TV commercial stations) and you get well over 100,000 news stories a week. Add to that the prodigious output of the 24-hour news channels and the thousands of broadcasters overseas and you arrive at some pretty staggering numbers – well into the millions per year. A typical story might have a dozen edits. If the worldwide output is what I think, something like a half a billion edits are done per year. That's enough to

time efficient think of the labor saved or, in economic times like this, put out of work. There are huge issues at stake for users and manufacturers. It ends up all being about workflow. How can you get pictures from a camera and sound from location and voiceover cut

are squeezed every day, so savings generated by workflow are highly valuable.

The bulk of edits in news stories are cuts, and few graphics are added to many stories. When breaking news is considered, it is almost always cuts only. When electronic editing was

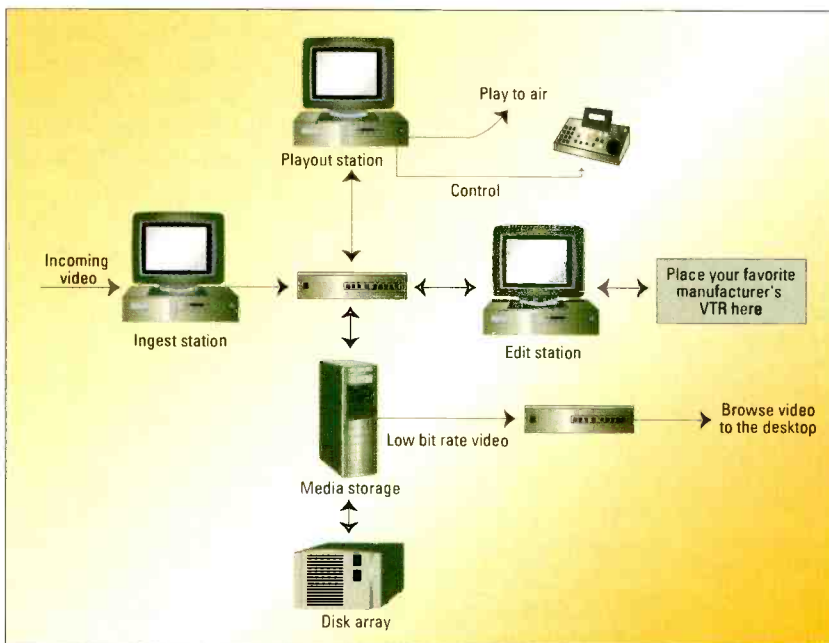

Margins are squeezed every day, so savings generated by workflow are highly valuable.

together coherently and prepped for air with both appropriate technical quality and an editorial approach that makes the media more compelling? At one time, broadcasters looked at news as part of what the Communications Act of 1933 required: use of the public airwaves "in the public interest,

invented and news film was replaced by Umatic tape, broadcasters and networks found huge savings in both the cost of shooting crews and the cost of operation for news. Coupled with the immediacy of being able to air a story minutes after it is recorded to tape, the revolution that electronic editing created is quite incredible.

Now we are on the verge of a second revolution. Computers are ideally suited for cut and paste editing of any kind of media object. We all discovered drag and drop editing for word processing years ago. Now, inexpensive hardware and fast processors are making the same simple process out of editing video. My home computer came with editing software and an IEEE 1394 interface for DV files and cost \$900. In a stand-alone configuration it could easily replace one of two VTRs in a news editing suite and do so with nearly the workflow speed of the ubiquitous Betacam or DVCPRO editing suite that populates broadcast news by the thousands.

So why hasn't it taken hold? Two reasons: complexity and speed. Only recently have nonlinear editing systems for news become networked. True, there have been some attempts in the past to create systems, but they used expensive computers, high-cost high-bandwidth network hardware, and



New editing systems offer broadcasters features not available in VTR-only systems, including a desktop browse system, so editors can view material as it is ingested.

perk up the interest of anyone who sells equipment to that market.

Even more staggering, if you could make that output just 10 percent more

convenience and necessity." Today, the high motives have been joined by big money, and with big savings come profits that can be compelling. Margins

closed proprietary interfaces. They also used an operator interface that was optimized for making editing decisions that you might want to change your mind about. They were not optimized for rapid news editing. Just the ingest process (capturing the content to the hard disk) was a drag on efficiency.

Now many systems can edit directly to the timeline. The VTR is controlled just like it would be in a VTR-to-VTR editing environment. At least one manufacturer permits the stand-alone VTR to control the computer! A "guest" editor who might be competent, indeed very fast, can sit down at such a system and use the "user interface" on the front of a VTR to edit with video stored on the hard disk of the edit system. While not the most efficient way to work, it allows for a more orderly transition for operators.

Some VTRs support high-speed transfer of media for these applications. Doing so can cut the time to load material into the editing environment by a factor of four. In the future we may see the VTR acting as an FTP device to the editing system.

Recently, the availability of low-cost networks to operate at sufficient bandwidth for such dense media as video have transformed the economics of networked news environments completely. The only items of video hardware that impinge on the process are the inputs and outputs of the system, including the optional VTR. The playout goes straight to the production switcher just like the output from a playout VTR would, and remote control panels that would be applicable to a VTR work just fine.

Among the savings is the maintenance of VTRs for ingest and edit. This can be a large cost to a station and one that requires everyone today to have excess machines, or be willing to shut down an editing booth when a VTR dies. The computer certainly can fail, but as the MTBF of the computer hardware is likely much higher and the maintenance cost much lower, the net operating cost can be a substantial savings.

One thing a network can provide

that is not available to closets with VTRs is a desktop browse system. This allows producers, assignment editors, copywriters, reporters and others involved in the workflow to view material as it is ingested to plan the final story before they begin the editorial process. This is the same revolution that newsroom automation software has done for the copy side of news, and these systems will be considered in a future article in this column.

But beyond the simple review of low bit rate copies of the media, some of these systems allow editorial decisions to be made on the "skinny media," and automatically conformed on the "fat media." Imagine the change in workflow this can provide! When the producer moves to the edit suite he has already rough cut the material he wants in the story, allowing the editor to do the polishing he is best at, including mixing audio and packaging the final story for playout. By spreading the production process across more individuals, the workflow can be significantly improved.

It is possible with some systems to complete final versions ready for air without ever resorting to editing on special-purpose systems. For simple stories the crew might be only the reporter. One 24-hour news network has equipped its reporters with laptops that have editing software and hardware. By the time they return from the field the story may well be ready for air. Of course, the danger is that production values will decline without the skills of the professional editor. But these advancements allow the field kit to be a camcorder, fishpole and mic, and laptop. One could even see the transfer of cut stories via FTP directly to the media library, complete with metadata containing the script, graphics requirements, length and other pertinent information, over modest bandwidths when time is not critical. (Cell phone transfers? Maybe so!)

BE

John Luff is vice president of business development for AZCAR.



The uncomplicated Central Casting solution

SIGNAL FORMATS

- NTSC
- PAL
- SDI
- DVB-ASI
- SDTi
- SMPTE 310M
- HDTV
- M2S (Divicom)
- Analog Audio
- AES/EBU
- Control:
RS-422 and GPI
- Datacom:
Ethernet 10/100 BaseT
Gigabit Ethernet
- SONET/SDH:
E4
OC3c (STM-1)
OC12c (STM-4)
OC48c (STM-16)

Flashlink®

The fiber
company that
takes video
seriously

We give you
the world's
most modern
and compre-
hensive range
of fiber
optical trans-
port products.



Call:

1-866-928-4433

www.network-electronics.com

INTEGRATED CAMCORDER

Quantel's iQ integrated with Panasonic's variable-frame-rate HD camcorder: load tapes from the variable-frame-rate HD camcorder into iQ to produce slow- or fast-motion 24 fps clips; iQ uses all of the information from the camcorder and speed changes are automatic; unique resolution allows the 720p clips from the camcorder to be used in HD or SD projects without any preprocessing.

+44 (0) 1635 48222; Fax: +44 (0) 1635 815815

www.quantel.com



SAMPLING DIGITAL REVERB

Sony DRES777: the

reverb processor derives its sound from actual impulse response samples of real acoustic spaces rather than from artificially generated algorithms; up to seven reverb programs can be provided on a single CD-ROM software disk and stored internally for further use; features include 24-bit A/D, D/A

converters, four-channel surround capability and 96 sampling frequency support.

800-686-SONY; 201-930-1000; Fax: 201-930-4752

www.sony.com/professional

NONLINEAR EDITING SYSTEM

Panasonic newsBYTE50 DVCPRO50/DVCPRO: features a built-in 50 Mb/s newsBYTE system; switch between 50 Mb/s DVCPRO50 and 25 Mb/s DVCPRO operation; upload and download video faster than real-time speed; shorten system input and preparation work; intuitive interface features real-time transition effects, direct digitizing to the timeline, eight channels of digital audio, built-in character generator, key learn, real-time video modifications, external VTR control, manual and batch digitize of DVCPRO50 and DVCPRO tapes and additional shortcut keys.

800-528-8601; www.panasonic.com

NONLINEAR EDITOR

Leitch dpsVelocity: mid-tower and rack-mount turnkey systems are built around a dual-processor mainboard; configured with one or two processors; has up to a gigabyte of memory; includes a custom removable drive bay subsystem that allows easy interchange of video hard drives when working on large projects or transporting work to another dpsVelocity system; features a system and audio hard drive, a CD-RW drive, a dual-VGA display card and a rugged chassis.

800-387-0233; Fax: 416-443-3088; www.leitch.com

NOISE REDUCER

Teranex Starfront: noise reducer and pre-compression processor applica-



tion tailored for the broadband, DTV broadcast, satellite broadcast and post-production industries; designed to optimize compressed video distribution; increases the quality of compressed video at any given bandwidth; allows more channels in the same transmission bandwidth; utilizes advanced processor-per-pixel processing to perform de-interlacing, 3:2 pull-down processing, noise reduction, scene change detection, aspect ratio conversion, detail enhancement and proc-amp functions.

407-858-6000; Fax: 407-858-6001; www.teranex.com

WIRELESS MICROPHONE SYSTEM

Telex FMR-10: UHF wireless microphone includes optimized channel frequencies to allow up to 10 simulta-



neous operating systems by combining channels from low and high bands; can have up to seven simultaneous systems with one band; features a 10-channel UHF frequency-agile system with ClearScan auto-channel selection allowing for a quick setup, transmitter matching and new channel selection if RF conditions change.

952-884-4051; Fax: 952-346-4985; www.telex.com

PAN/TILT MECHANISM

Telemetrics Pan/Tilt Mechanism: digital servo-controlled compact mechanism delivers control and programming versatility; simulates smooth camera operator movements; controlled via RS-232 or RS-422 protocol with direct lens and camera interface connectors; smooth motion accomplished using velocity servo controls and convergent pan, tilt, zoom and focus presets.

201-848-9818; Fax: 201-848-9819; www.telemetricinc.com

INTEGRATION SERVICES

Professional Communications Systems (PCS) turnkey systems integration services: company offers extensive experience in station relocation, new construction and custom projects; offers the resources and scale of operation to afford early access and volume procurement of the latest digital technology.

323-436-3500; www.pcomsys.com



It is recommended that broadcasters set up a minimal set of three days of tables. The recommended table cycle times result in a minimal demand on overall system bandwidth.

Most common mistakes

Experience has shown that certain errors are common in many PSIP implementations. Typically, these problems include the following:

- Missing tables, specifically the STT and EIT.
- Major channel number set to the DTV RF channel number, rather than the associated (legacy) NTSC channel number.
- TSID set to 0 or 1, the NTSC TSID, or to another station's TSID; or it is not the same in the three required places.
- System time missing or set to 00:00:00 on 1/6/1980

Some receivers react to these errors by not tuning to that station.

About the VCT

Broadcaster must input essential station-specific VCT information to allow viewers to tune programs properly.

Because the VCT also allows each minor channel to be assigned a permanent short name and channel name, and since each minor channel will keep the same TSID, carrier frequency (zero or not), and modulation mode over time, the PSIP encoder-system software should allow the user to create a local look-up table that associates each minor-channel number with these fixed values. This allows the user to create new VCTs simply by entering the number of the minor channel he or she wants to include in the new VCT. The PIDs for each minor channel should not be changed unless the nature of the virtual channel changes, because it will likely increase the time it takes for the receiver to tune to the station.

Even though the station can permanently assign the TSID and other parameters for each virtual channel, the minor channels that the station is using may change over time. When a program on a new virtual channel is announced in the EIT, the PSIP standard requires that the VCT contain EIT VCT information, and vice versa. Because of this, it is

recommended that broadcasters update the VCT first to reflect a change in the channel lineup and then use the appropriate source_id to construct the EITs.

A broadcaster can transmit a new VCT containing updated information at any time by increasing the version_number by one. However, since a VCT normally describes the channels in the same transport stream, if virtual channels are added to the VCT at arbitrary times they will not be detected by the receiver until it is tuned to that particular transport stream. For this reason, it is highly recommended that broadcasters add channels in advance (with the program_number set to 0) to give receivers the opportunity to scan the frequencies and detect the channel presence. This is one reason for programming three days of EITs for transmission. The system design assumes the receivers scan all RF channels at least once just after being

turned off. For sets that are never turned off or that experience extended power outages, filling three days worth of EITs once a day should reduce the risk of not having information at the time of tuning.

Moving forward

To underscore the PSIP implementation challenge facing broadcasters, WHD-TV — the model station project sponsored jointly by CEA, NAB and MSTV — has released a report on current PSIP implementation issues. The report, dated Nov. 14, 2001, can be obtained from the MSTV Web site at www.mstv.org.



Jerry Whitaker is technical director of the Advanced Television Systems Committee, Washington, DC. The author wishes to acknowledge the work of the ATSC Specialist Group on Data Multiplex/Transport, which developed the draft Recommended Practice upon which this article is based.

Digital Video Conversion and Interface Products by AJA Video







PCI Cards

HD-NTV PCI Bus HD-SDI Video Interface/Framestore	\$7900
SD-NTV PCI Bus SDI Streaming Video Interface	\$2,395

Miniature Converters


HD10C HD-SDI D/A Converter w/SVGA Mode*	\$2,495
HD10M HD Analog to NTSC Monitoring Downcnvrtr.*	\$ 800
D10C SDI to Component Analog Converter, 10-bit *	\$ 800
D10A Component Analog to sDI Converter, 10-bit*	\$1,200
D4E Serial Encoder, SDI to NTSC/PAL or Y/C*	\$ 250
D5CE Serial Encoder, SDI to NTSC/PAL /w Component*	\$ 375
D5D Decoder, 3-line Comb Filter, NTSC/PAL to SDI*	\$ 595
DWP Power Supply, 110 Volt (*requires power supply)	\$ 40

Rack Mount Products

R20D Decoder, 5-line Comb, NTSC/PAL to SDI, 10-bit	\$1,300
R20E Encoder, SDI to NTSC/PAL or Component, 10-bit	\$1,300
F5G Frame Sync/Genlock Module (fits R20E/D Cards)	\$ 600
R44E Four Channel SDI to NTSC/PAL Converter	\$ 990
RD5AD Dual Universal A/D Converter NTSC/PAL or Component to SDI	\$1,600
RD5CE Dual Universal D/A Converter SDI to NTSC/PAL or Component	\$1,300
R5CE Universal Monitoring Distribution Amp, 1X4	\$ 590
FR1D 1-RU, Forced-Air Cooled, 4-Slot Frame, Dual Power Supply	\$ 895
FR2D 2-RU, Forced-Air Cooled, 10-Slot Frame Dual Power Supply	\$1,490

www.aja.com
toll free 800-251-4224
international 530-274-2048

AJA VIDEO



VidTrans 2002

March 3-6, 2002
Lake Buena Vista, Florida
www.vidtrans.org

MASTER THE MEDIUM!

The unprecedented expansion of global communications, infrastructures and the need to supply a host of traditional and emerging media services is creating new challenges for video transport and television professionals. The telecommunications industry will gather at *VidTrans 2002* to learn about the diverse technologies and services that make up this broadband creation, distribution and delivery infrastructure.

VidTrans 2002 features a unique mix of:

- insightful talks by business, government and technology leaders
- educational opportunities unavailable elsewhere
- exhibits and demonstrations by service providers and manufacturers

Register early for conference discount and special rate at the Hilton Walt Disney World Resort. The conference program and registration are available online at www.vidtrans.org

VidTrans is sponsored by the Video Services Forum



Media Sponsors:

Broadcast
ENGINEERING
THE JOURNAL OF DIGITAL TELEVISION

Videography

DIGITALTV
TV TECHNOLOGY
THE SOURCE FOR TELEVISION EQUIPMENT

Post

The "Soundcard Solution"

HENRY ENGINEERING

503 Key Vista Drive
Sierra Madre, CA 91024 USA
TEL (626) 355-3656 FAX (626) 355-0077
FAX-on-Demand Doc #120 (626) 355-4210
<http://www.henryeng.com>




Matchbox II converts unbalanced computer soundcards to professional audio!

Eliminate the hum, buzz, noise, and distortion caused by mismatched levels and impedances. Matchbox II's direct-coupled circuitry will make your digital editor sound its best! It's also idea for use with DAT, CD recorders, and tape decks. Over 30,000 units in use worldwide.



We Build Solutions.

Place your business on top of the world with 45,000+ worldwide circulation! Advertise in *Broadcast Engineering!*



Cut 601... ANYTIME, ANYWHERE.

The go-everywhere, AJ-LT95 Laptop Editor delivers flawless assemble/insert editing in a lightweight portable package. Designed for 50/25 Mbps editing work, the fully-integrated, AC/DC powered editing system brings impressive efficiency to multi-event editing work.

Starting with import and export of EDL data, a 128-event memory and external VTR control, the AJ-LT95 breaks new ground for field editing. It's also equally comfortable on the desktop with familiar numeric keypad and jog/shuttle control for routine editing chores. And individual VTR encoder controls allow for use as a convenient dubbing station or twin playback source machines.

Built within a rugged diecast case, the AJ-LT95 weighs in at 28 pounds and includes two VTRs, a versatile edit controller, two 16.9 7" LCD monitors and a 4-channel audio mixer with long throw faders. For anytime, anywhere editing, you'll want the powerful AJ-LT95



Panasonic
The difference is your image.™

1 (800) 528-8601 • www.panasonic.com/broadcast

TALLY MAPPER™

- ◆ Tally Routing & Mapping
- ◆ One Button Operation
- ◆ Store Maps Internally
- ◆ Edit From a PC/Laptop



A Compact Solution,
Ideal for Mobile Units and
Multiple Production Setups.

Videoframe™
Control System Solutions
Tel: 530-477-2000

www.videoframesystems.com

www.broadcastengineering.com

Professional Services

JOHN H. BATTISON P.E.
CONSULTING BROADCAST ENGINEER,
 FCC APPLICATIONS AM, FM, TV, LPTV
 Antenna Design, Proofs, Fieldwork
 2684 State Route 60 RD #1
 Loudonville, OH 44842
 419-994-3849 FAX 419-994-5419

NETCOM
 STATE OF THE ART ENGINEERING
 FOR AUDIO AND VIDEO
 ENGINEERING DESIGN • CAD DRAFTING SERVICES
 CABLE FABRICATION • PRE-WIRED PATCH PANEL/RACKS
 SYSTEM INSTALLATIONS • EQUIPMENT SALES
(201) 968-0684
 FAX: (201) 968-0688
 20 EAST KENNEDY ST. LACKENSACK, NJ 07601

GILMER & ASSOCIATES, INC.
 TECHNOLOGY / MANAGEMENT CONSULTANTS

 BRAD GILMER
 PRESIDENT
 2207 RINGSMITH DR
 ATLANTA, GA 30345
 TEL (770) 414-9952
 FAX (770) 493-7421
 EMAIL: bgilmer@atlnet.com

D.L. MARKLEY
 & Associates, Inc.
CONSULTING ENGINEERS
 2104 West Moss Ave.
 Peoria, Illinois 61604
 Phone (309) 673-7511 • FAX (309) 673-8128
 www.dlmarkley.com
 Member AFCCE

TELEVISION
 PRODUCTIONS
COLONIE RADIO ELECTRONICS
 Joseph L. Yankovich
 1012 A Kings Rd. • Schenectady, NY 12304
 (518) 346-4361 (24hrs.)

The NLE Buyers Guide
 A buyers guide to nonlinear video
 editing systems and disk recorders /
 servers for editing with a searchable
 database of over 200 products
<http://NLEguide.com>

Classifieds

Services

ROHDE & SCHWARZ
 Service & calibration of broadcast test
 & measurement equipment, analog &
 digital. For information call our toll
 free number: 1-877-438-2880

➔ **VIDEO EDIT SUITES**
 WOODSHOP QUALITY!
 STANDARD OR CUSTOM!
 BUDGET OR PREMIUM!
 by **SPACEWISE®**
 800-775-3660 info@spacewise.com

Classifieds

For Sale

DIGITAL VIDEO DISTRIBUTION AMPLIFIER
1 IN 4 OUT

- High Quality
- Mini Pack Size
- Mounting Ears or Drop Down Use

\$285.00

GMZ Electronics.com
 email@gmzelectronics.com
866.269.8442



Classifieds

For Sale

Studio Exchange

Maximum Flexibility in a Compact Unit



SONY
 Authorized
 Professional
 Reseller

Broadcast Video Equipment—New & Used

Buy Sell Trade Web Store Service

818-840-1351

Fax—818-840-1354
www.studio-exchange.com

Rack Screws – Standard phillips truss head screws, hex and round head thumb screws and unique “quick mount” rack equipment fasteners. All are heat treated and black oxide coated. Wholesale prices. Same day shipping. Order online or call (800) 475-7711. Rack Release Systems - www.rackrelease.com

YOUR CEO NEVER LOOKED BETTER, AND YOU GET ALL THE CREDIT!
 Producing Industrial Videos? Instructional Material? Training videos? TV Ads? Your work can sparkle with originality with the aid of a virtual set. Call us for information on how to obtain one an ORAD Cyber Set O. Become better than you ever dreamed at producing brilliance for **YOUR** boss at a fraction of the price of a new virtual set. Wrap your future in virtual reality at a cost of only \$75,000! The price is right, and you can see it in action before you buy. All elements; Processors, Computers, Server, Network hub, Tracking computers, LED cameras, Keyboards, Monitors, Cables, the works, all at an unbelievable \$75,000! Contact BNB Communications, Chicago, IL at Fax # 312-266-6488, email bnbinc@hotmail.com, or call 312-266-6484.

Classifieds

For Sale

AcousticsFirst
 Toll-Free Number: **888-765-2900**
 Full product line for sound control and noise elimination.
 Web: <http://www.acousticsfirst.com>

WhisperRoom INC.
 SOUND ISOLATION ENCLOSURES
 Vocal Booths
 Broadcast Booths
 etc...

PH: 423-585-5827
 FAX: 423-585-5831
 E-MAIL: whisper@lcs.com
 WEB SITE: www.whisperroom.com
 116 S. Sugar Hollow Road
 Morristown, Tennessee 37813

Classifieds

Help Wanted

BROADCAST TELEVISION SYSTEMS ENGINEER: Rainbow Network Communications is seeking an experienced Systems Engineer for our newly built state-of-the-art Digital Technology Center located in Bethpage, Long Island. Individual must possess a minimum of 4 to 5 years experience in systems maintenance and willing to work nights and weekends. Responsibilities include support and troubleshooting live On-Air Master Control suites and post production equipment. Must possess knowledge of analog/digital systems as well as video switchers, routers, DVE's, DDR's, automation equipment and editing systems. Must be able to work well under pressure situations with minimal supervision, understand schematics and use them in diagnosing On-Air problems. Background should include a hands-on understanding of computer networking, Windows O.S. as well as hardware/software installations and configurations. We offer a competitive salary and an excellent benefits package. For consideration, forward your resume and salary requirements indicating REF # 0102BE0094KMF in cover letter, to: Rainbow Staffing Dept-KMF, 200 Jericho Quadrangle, Jericho, NY 11753. No phone calls please.

CHIEF ENGINEER

Yale University seeks a Chief Engineer for its growing Media Services operation.

Design, installation, testing and repair knowledge of fiber / cable-based media distribution systems and audio / video production equipment required. Hands-on engineering and supervisory experience preferred. Comfort with PC / Macintosh operating systems and networking is a plus.

Must be a self-starter, detail oriented, have good people / communication skills and a commitment to excellent customer service.

Visit www.yale.edu/ms/engineer.html for more information. Please note Source Code EABE7479. EOE



Engineer the Start of a New Career with EchoStar

EchoStar is the fastest-growing satellite provider in the nation! Our Digital Satellite Broadcast Centers are changing the way the world communicates by providing innovative technology, quality products and dynamic services. Opportunities exist now for the following positions:

- Broadcast Engineers** - (Gilbert, AZ, and Cheyenne, WY)
- Video Maintenance Technicians** - (Gilbert, AZ)
- Field Engineers - Head End** - (Nationwide)
- Master Control Operators** - (Gilbert, AZ, and Cheyenne, WY)
- Earth Station Technicians** - (Gilbert, AZ)

To learn more about these and other career opportunities, visit our website at www.dishnetwork.com.

To apply, please send your resume and salary history to: EchoStar, Attn: Human Resources, 530 EchoStar Drive, Cheyenne, WY 82007; or e-mail: HR.Cheyenne@Echostar.com.

For our Gilbert Facility, send your resume to: HR.Gilbert@Echostar.com. Or you can fax your resume to: 307-633-5633.

EOE/Pre-Employment Drug Screening Required

What's next?

get into gear
 Advertise your product or service
 in the **Broadcast Engineering Classifieds!**

Help Wanted



Broadcast Engineering Chief

KAET is looking for a person with a strong background in the conversion to the DTV standards. KAET is in the process of converting all primary broadcast services to SMPTE 259 and 292. KAET-DT is on the air broadcasting in HD or multiple SD channels. KAET is preparing to install video file servers, graphics, automation and local area networks. The person selected will be responsible for all Studio and Transmitter maintenance, including emergency repairs. Will supervise various Broadcast Engineering personnel in the installation and maintenance of broadcast and associated network systems. Be involved in planning, design and installation of NTSC, DTV, LAN and broadcast systems. KAET is on the campus of Arizona State University offering many benefits and educational opportunities. For complete application information and requirements see SR O-106267 at www.asu.edu/hr/jobs or www.kaet.asu.edu. Application deadline is 2/20/02 at 5p.m. or every two weeks thereafter until filled up to 5/29/02. 480-965-6512 AA/EOE

Let us help
you in the job
search.



Check out
www.dmnclassifieds.com
for more career
opportunities!

MSNBC Electronic Maintenance/ Engineer Electronic Maintenance/ Engineering professional needed to do front line trouble shooting of a broad range of electronic systems. Candidate should be well versed in both digital and analog technologies. Candidate should be knowledgeable in computer based audio/video systems as well as the hardware/software components that drive them. Detailed knowledge of the following systems is required: Audio/Video signal Routers, Production switchers, linear and non-linear editing systems, processing and terminal gear, character generators, Audio/Video servers, cameras, VTRs, test & measurement equipment. Understanding of the concepts and components of computer networking is required. Experience with Satellite systems, Earth station science and uplinking / downlinking is a plus. Knowledge of the concepts and techniques of automation and robotics systems is required. Systems design and Project Management experience is required. AutoCAD skills are a plus. Knowledge of the systems and components of the newly emerging technologies in the area of Media Management is required. The Individual must be a highly self-motivated professional anxious to develop and advance their skill sets to keep pace with the rapidly evolving technologies of our industry. Candidate must be able to work in concert with other members of the Engineering group as a team player and contributor in our mission to provide service. Shift work, non-standard days off as well as holiday work may be required. Candidate should have a minimum of 10 years experience in this field with an educational background in Engineering or Computer science. All resumes can be sent via e-mail to employment@msnbc.com Or mailed care of: Jeff Meade, MSNBC, ONE MSNBC Plaza, Secaucus, NJ 07094

Invest your
advertising
dollars where
your prospects
invest their
time...

BroadcastEngineering

A PRIMEDIA Publication

BroadcastEngineering

Editorial Director: Brad Dick, bdick@primediabusiness.com
International Editor: Jerry Walker, jwalker@primediabusiness.com
Technical Editor: Donald Keller, dkeller@primediabusiness.com
Sr. Assoc. Editor: Susan Anderson, sanderson@primediabusiness.com
Assoc. Editor: Laura Collins, lacollins@primediabusiness.com
Asst. Editor: Chevon Payton, cpayton@primediabusiness.com
Asst. Editor: Elizabeth Wakeman, ewakeman@primediabusiness.com
Art Director: Robin Morsbach, rmorsbach@primediabusiness.com
Sr. Art Director: Michael J. Knust, mknust@primediabusiness.com
Technical Consultants: Computers & Networking - Brad Gilmer
Antennas/Radiation - John H. Battison
Digital Video - Michael Robin
Transmission Facilities - Donald L. Markley
Legal - Harry C. Martin
New Technology - John Luff
News Technology Editor - Larry Bloomfield
Industry Watcher - Paul McGoldrick
New Media - Craig Birkmaier
International Technology - Sypha

VP: Peter May, pmay@primediabusiness.com
Publisher: Dennis Triola, dtriola@primediabusiness.com
West Coast Sales: Duane Helner, dhelner@pacbell.net
East/Midwest Sales: Joanne Melton, jmelton@primediabusiness.com
East Coast Sales: Josh Gordon, jgordon5@bellatlantic.net
International Sales: Richard Woolley, richardwoolley@compuserve.com
Japan: Noriko Yoshikawa
Marketing Dir.: Patti McKenna, pmckenna@primediabusiness.com
VP, Production: Thomas Fogarty, tfogarty@primediabusiness.com
Sr. Ad Prod. Coord.: Sonia Shaffer, sshaffer@primediabusiness.com
Sr. Dir. of Production: Curt Porides, cporides@primediabusiness.com
Classified Ad Coord.: Mary Mitchell, mmitchell@primediabusiness.com
VP, Audience Dev.: Christine Oldenbrook, coldenbrook@primediabusiness.com
Circulation Dir.: Sheri Gronli, sgronli@primediabusiness.com
Circulation Mgr.: Gayle Grooms, ggrooms@primediabusiness.com

PRIMEDIA
Business Magazines & Media

CEO: Timothy M. Andrews, tandrews@primediabusiness.com
President: Ronald Wall, rwall@primediabusiness.com
COO: Jack Condon, jcondon@primediabusiness.com
Sr. VP, Integrated Sales: Dan Lovinger, dlovinger@primediabusiness.com

Primedia Business to Business Group - 745 Fifth Ave., NY, NY 10151
President & CEO: David Fern, dfern@primedia.com
Chief Creative Officer: Craig Reiss, creiss@primedia.com

Primedia Inc.
Chairman & CEO: Tom Rogers, trogers@primedia.com
Vice Chairman & General Counsel: Beverly Chell, bchell@primedia.com
President: Charles McCurdy, cmccurdy@primedia.com

MEMBER ORGANIZATIONS

- Sustaining Members of:
- Society of Broadcast Engineers
 - Society of Motion Picture and TV Engineers
- Member, American Business Media; Member, BPA International



BROADCAST ENGINEERING, ISSN 0007-1994, is published monthly (except semi-monthly in May and December) by PRIMEDIA Business Magazines & Media Inc., 9800 Metcalf Ave., Overland Park, KS 66212 (primediabusiness.com). Current and back issues and additional resources, including subscription request forms and an editorial calendar, are available on the World Wide Web at broadcastengineering.com.

SUBSCRIPTIONS: Non-qualified persons may subscribe at the following rates: United States and Canada: one year, \$65.00. Qualified and non-qualified persons in all other countries: one year, \$80.00 (surface mail), \$145.00 (air mail). Subscription information: P.O. Box 12937, Overland Park, KS 66282-2937.

ARCHIVES AND MICROFORM: This magazine is available for research and retrieval of selected archived articles from leading electronic databases and online search services, including Factiva, LexisNexis and Proquest. For microform availability, contact ProQuest at 800-521-0600 or 734-761-4700, or search the Serials in Microform listings at proquest.com.

REPRINTS: Contact Reprint Management Services (RMS) to purchase quality custom reprints or e-prints of articles appearing in this publication at 866-268-1219, ext. 100 (717-399-1900 outside the U.S. and Canada). Obtain quotes and place orders online at reprintbuyer.com or send e-mail to primediabusiness@rmsreprints.com.

PHOTOCOPIES: Authorization to photocopy articles for internal corporate, personal, or instructional use may be obtained from the Copyright Clearance Center (CCC) at 978-750-8400. Obtain further information at copyright.com.

MAILING LISTS: Primedia Business makes portions of our magazine subscriber lists available to carefully selected companies that offer products and services directly related to the industries we cover. Subscribers who do not wish to receive such mailings should contact the Primedia Business subscriber services at 800-441-0294 or 913-957-1797.

CORPORATE OFFICE: Primedia Business Magazines & Media, 9800 Metcalf, Overland Park, Kansas 66212 • 913-341-1300 • primediabusiness.com

Copyright 2002, PRIMEDIA Business Magazines & Media Inc. All rights reserved.

	Page #	Advertiser Hotline	Website Address
AJA Video	85	530-274-2048	aja.com
Anto n Bauer	18	203-929-1100	antonbauer.com
Azden	50	516-328-7500	azdencorp.com
Broadcast Micro Wave Services	36	800-669-9667	bms-inc.com
Broadcast Software Solutions	60	800-273-4033	broadcastsoftware.TV
Calrec Audio Ltd.	51	+441422842159	calrec.com
Charter/ABS	43	800-655-9115	charterabs.com
Copper Development	25	888-480-4276	powerquality.copper.org
Dolby Labs Inc.	7	415-558-0200	dolby.com
Euphonix	29	650-855-0400	euphonix.com
Evertz Microsystems Ltd.	63	905-335-3700	evertz.com
Extron Electronics	21	800-633-9876	extron.com
Florical Systems	59	352-372-8326	sharecasting.com
Grass Valley	13		grassvalley.com/ad.
Harris Corp./Broadcast Div.	3	800-4HARRIS	harris.com
Heartland Video Systems	44	800-332-7088	hvs-dtv.com
Henry Engineering	87	800-4HARRIS	henryeng.com
IDX Technologies	64	310-891-28--	idxtek.com
Inscriber Technology	33	800-363-3400	inscriber.com
KTech	65	818-361-2248	ktechtelecom.com
Leader Instruments	49	800-645-5104	leaderUSA.com
Leitch	BC,23,27	800-231-9673	leitch.com
Matrox Electronic Systems	24	866-270-4636	matrox.com/video
Maxell	15	800-533-2836	maxellpromedia.com
Midas/EVI Audio Co.	31		midasconsoles.com
Miranda Tech. Inc.	9	514-333-1772	miranda.com/densite
NetWork Electronics	81	631-928-4433	network-electronics.com
OptiComm	39	858-450-0143	opticomm.com
Panasonic Broadcast & Digital	5,37,87	800-528-8601	panasonic.com/broadcast
PESA Switching Systems	35	631-845-5020	pesa.com
Primedia Business New Media	67-74	212-204-2622	rshore@primediabusiness
Prime Image	19	408-867-6519	primeimageinc.com
Quantel	76		quantel.com/news3
Rohde & Schwarz	17	410-910-7800	rohde-schwarz.com
Salzbrenner-Stagetec Media	66	818-368-5153	stagetec.com
SGL World wide	10-11	800-800-SGL1	sgi.com
Shure Inc.	62	847-353-3100	shure.com
Studio Exchange	88	818-840-1351	studio-exchange.com
Sundance Digital	45	912-444-8442	sundancedigital.com
Telecast Fiber Systems Inc.	34	508-754-4858	telecast-fiber.com
Telemetrics	16	201-848-9818	telemetricsinc.com
Thomson Automation	47	800-962-4287	thomsonbroadcast.com
Trompeter	40	805-497-6400	trompeter.com
Utah Scientific	61	801-575-8801	utahscientific.com
VideoFrame	87	530-477-2000	videoframesystems.com
VidTrans	86		vidtrans.org
VideoTek, Inc.	IBC	800-800-5719	videotek.com
Wheatstone Corporation	IFC	252-638-7000	wheatstone.com
360 Systems	41	818-991-0360	360systems.com

WEST

Duane Hefner
5236 Colodny Ave., Suite 108
Agoura Hills, CA 91301
(818) 707-6476; Fax: (818) 707-2313
dnhefner@pacbell.net

Chuck Bolkcom
494 Twin Falls Court
Reno, NV 89511
(775) 852-1290; Fax: (775) 852-1291
chuckbolk@aol.com

EAST

Josh Gordon
335 Court Street, Suite #9
Brooklyn, NY 11231
(718) 802-0488; Fax: (718) 522-4751
jgordon5@bellatlantic.net

EAST/MIDWEST

Joanne Melton
249 West 17th St., 3rd Floor
New York, NY 10011-5300
(212) 462-3344; Fax: (212) 206-3618
joanne_melton@primediabusiness.com

INTERNATIONAL

Richard Woolley
Tony Chapman
P.O. Box 250
Banbury, Oxon OX16 8YJ U.K.
+44 (0) 1295 278407
Fax: +44 (0) 1295 278408
richardwoolley@compuserve.com

ISRAEL

Asa Talbar
Talbar Media
P.O. Box 57136
Tel Aviv 61570, Israel
+972-3-5629565; Fax: +972-3-5629567
talbar@inter.net.il

JAPAN

Orient Echo, Inc.
Noriko Yoshikawa
1101 Grand Maison
Shimomiyabi-Cho 2-18
Shinjuku-ku, Tokyo 162, Japan
(3) +81 3235-5961; Fax: (3) +81 3235-5852

REPRINTS

Reprint Management Resources
(717)399-1900; Fax:(717)399-8900

CLASSIFIED ADVERTISING OVERLAND PARK, KS

Jennifer Shafer
P.O. Box 12901
Overland Park, KS 66282
(800) 896-9939; (913) 967-1732
Fax: (913) 967-1735

LIST RENTAL SERVICES

Lisa Maje-wski
9800 Metcalf
Overland Park, KS 66212-2215
(913) 967-1872 Fax: (913) 967-1897

Customer Service:
913-967-1707 or 800-441-0294

BROADCAST ENGINEERING (ISSN 0007-1994) is published monthly (except semi-monthly in May and December) and mailed free to qualified persons by Primedia Business, 9800 Metcalf, Overland Park, KS 66212-2216. Periodicals postage paid at Shawnee Mission, KS, and additional mailing offices. Canada Post International Publications Mail (Canadian Distribution) Sales Agreement No. 0956295. POSTMASTER: Send address changes to *Broadcast Engineering*, P.O. Box 12902, Overland Park, KS 66282-2902. CORRESPONDENCE: Editorial and Advertising: 9800 Metcalf, Overland Park, KS 66212-2216. Phone: 913-341-1300. Edit. fax: 913-967-1905. Advert. fax: 913-967-1904. © 2000 by Primedia Business. All rights reserved.

The Value that is Left Behind

BY PAUL MCGOLDRICK



The importance of employee stock option programs in the world of electronics has never been questioned by those companies that want to attract and retain the best talent available in the field. The fact that such options have become almost ubiquitous for starting enterprises is a measure of both the success of such programs and their effectiveness as a control on the initial costs of getting a new business on its feet. Options are still not as widely adopted, or as generous, on the eastern seaboard of the United States, and I have been continually surprised by the near-naivete of many supposed leaders from that coast.

Not, of course, that options are always a real benefit. For example, we all probably know some people who exercised options in the year 2000 (when, if you remember, the markets were soaring), only to end up paying taxes on money they no longer had at the year's end: Tax traps abound in this area. And many people can look at the options they are holding today and see that the values are totally "upside down," making them similar to the position you will find yourself in if you try to get out of a 36-month car lease after only six months. Some companies have been recognizing that situation and, even with recruiting becoming a good deal easier, they have been re-evaluating their option programs for both new and existing staff to retain the best in their industries. They have also been revising stock purchase plans to take into account the long-term values that might have to be exhibited in today's economy.

Given the whole purpose of stock options (the chance for key, or sometimes all, employees to share in the wealth that they are helping to develop), it would

seem to be rather pointless to deliberately shaft those employees at a later stage. But that seems to be happening more and more frequently as companies get close to the endgame strategy that has been devised, leaving the reputation of some of the executives involved in the garbage can while

as Enron, which got itself into the delivery of broadband data instead of sticking to its core energy business, to see corporate decisions — and delusions — that left its many employees out of work. The decisions tore apart their lives by reducing their 401(k) plans to junk status and made their company-

Some companies have been revising stock purchase plans to take into account the long-term values exhibited in today's economy.

they recycle themselves into their next "opportunities."

A lot of this employee shafting happens using corporate restructuring, changing the type of company in a legal sense, and like methods. Often it happens with many employees being totally unaware that anything at all has taken place. The victims — and that is the only possible descriptor — are often unaware until after the company goes to IPO or the whole enterprise is sold or merged, and then there is no check in the mail.

In one classic case, an operation in the East Bay of San Francisco was restructured before its sale in a way that denied the engineers a penny of its success. The principal stockholder was already extremely wealthy so the few extra millions he gained hardly made a difference to his fortune; but it made one heck of a difference to his reputation. In California, at least, some restructuring has to be approved by a state commissioner, but his power is miniscule when it comes to the protection of employees. Even when hearings prove that the executives involved are totally illogical, the commissioner has the power to embarrass, but not much more.

We can look too at a company such

assisted stock purchases give them returns that you wouldn't even tolerate from a casino slot machine. Never mind the fact that those who masterminded the demise of such a giant of a company walked away with fortunes in their pockets.

Yes, 2001 sure showed a lot of employees that loyalty is expected by the employer, but that the employee should not expect much return for that loyalty, certainly not when it comes to the remuneration that the senior executives or corporate investors want to walk away with.

When you are looking for your next opportunity, make it a point to check out the management's history in these areas. Were any of them at startups that moved forward in another guise? Were there any at operations that did more than one round of mergers? I personally could have one wall in my house papered with options that are as worthless as many of the stock certificates that have been issued over the years for fictitious gold mines, which I guess is exactly the same thing. **BE**

Paul McGoldrick is an industry consultant based on the West Coast.




Send questions and comments to:
paul_mcgoldrick@primediabusiness.com

Miami is Frozen!

MIAMI

We Are Here.

PICK HIT
Broadcast
ENGINEERING
2001



Signal Quality Manager

Introducing
The Next Generation in
Networked Monitoring

People Who Use Videotek Think Clearer.SM

It's 09:15 and without being there or seeing it, you know a signal from Miami is in a freeze frame state. How? With Videotek's multi-format SQM: Signal Quality Manager. With the SQM you can now simultaneously monitor hundreds of sites from wherever you choose, in real-time. The multi-format SQM is capable of monitoring Analog, Digital, HD, and MPEG signals. As a cost-effective, expandable solution for any system network, the SQM allows you to monitor all critical parameters on-screen, with easy-to-understand, color-coded windows. It also allows you to customize and edit signal locations and GPI triggers.

So find out for yourself what hundreds of leading broadcast facilities already know — when you need dependable, reliable broadcast signal solutions — **WE ARE HERE.**

Call Videotek today!

VIDEOTEK[®]
A Zero Defects Company

Toll Free: 800-800-5719 www.videotek.com
Direct: 610-327-2292

This brave little server loves being alone...



VR 445

This 400 series Server has built in storage capable of 15 hours at 15Mb/Sec, making it perfect for the broadcaster or any facility that needs a cost effective server solution.

- * Self contained (no additional outboard processors or disk array enclosures required)
- * Only 4RU of vertical rack space
- * RAID-3 and redundant power supplies are standard
- * Spotbase™ and PlayList™ applications are standard
- * Fully convertible to VR440
- * MPEG-2, DVCAM, DVCPRO all as standard
- * Upgradable for Multichannel use
- * Optional FTP connectivity

Canada +1 (800) 387 0233 USA East +1 (800) 231 9673 USA West +1 (888) 843 7004
Brazil +55 (11) 3151 5093 Latin America +1 (305) 512 0045

©2002 Leitch Technology Corporation
DVCAM & DVCPRO are trademarked by the respective companies.

think video @
LEITCH
www.leitch.com