



RADIO GUIDE

Bulk Rate
U.S. Postage
PAID
Rochester, MN
Permit 445

Address Correction Requested

A Forum for Radio Engineers
Ray Topp Editor/Publisher (507) 280-9668

January 1990 Volume 3 - Issue 1 Copyright 1990 - Rochester Radio 511 18th Street SE Rochester, MN 55904

Do We Pay? - Yes We Do!

During the startup history of Radio Guide we have, from time to time, paid writers for their technical articles. It's been sporadic at best. Not because of any lack of appreciation for your efforts, but simply, the bucks weren't there all the time.

Thanks to your continued efforts, you have helped Radio Guide to establish itself as an effective (young maybe) player in the broadcast publication field. We've still got a long way to go, but I feel we've established the Radio Guide on a solid foundation. After all, the foundation of any endeavor is what really counts. In the publication industry, it should be the readership. It seems that, over the years, many publications drift from their original intent. Sometimes that's a natural evolution, and is in the best interest of their readers. Other publications have not been so fortunate.

Radio Guide will always be just what it has been -- a technical forum for broadcast engineers. The number of pages you see, are in direct proportion to the number of technical articles we receive. Personally, I would like to see the Radio Guide increase its page count. I know that there's a lot more technical information out there. Please get your ideas on paper and mail or fax them in. If you want to see more of a good thing, then more of you are going to have to realize that you are the one I'm talking to, and that your technical information is needed by a lot of engineers out there.

From the start, I've tried to be realistic about your technical article contributions. Many of you have expressed that you will gladly do it for nothing. I'm happy to hear that, but I don't think that's good enough - it simply isn't equitable. The Radio Guide owes its existence to your involvement, and we're finally in a position to do something about it!

Starting with this issue, Radio Guide will pay you for your articles upon receipt! The day we receive an article from you, is the day your payment will be sent. This will give you the timely compensation you deserve, and allow us flexibility in publishing your article.

Help to make Radio Guide the publication you've always wanted. Together, we can make Radio Guide the best engineering publication ever. It is possible -- and it's up to us!



You receive an important extra with every quality TTC transmitter...



We're there with Total Support if you need us. Our 24-hour Total Support Hot Line lets you call for technical, engineering, or maintenance support at any time. All our transmitters and translators are made with strict attention to quality control.

Get to know TTC and our full line of AM and FM Transmitters, made in the U.S.A.—FM from 10 Watts to 40,000 Watts, AM from 500 Watts to 50,000 Watts. For more information, call TTC: Television Technology Corporation (303) 665-8000 • FAX: (303) 673-9900

The Quality is TTC

TTC TOTAL SUPPORT

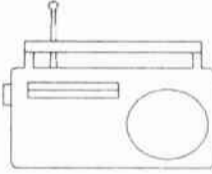
Product Information Service

Starting with this issue, Radio Guide is establishing a Product Information Service. You've probably seen reader service cards in other publications, where you circle the number for information from advertisers. It was great for the advertisers, but not so great for you. If you needed, say, a cart machine, you'd only get info from the one manufacturer you circled. Well, Radio Guide is taking that a step further.


In this issue, you will find a blue postage-paid reply card. Take a look at it and fill it out. You'll be pleased with the results. And hey -- we even pay the postage for you.

When we receive this card, we will notify manufacturers and distributors nationwide of your equipment needs, and where you want the literature sent. Please note that this is not just for the manufacturers found in the Radio Guide pages. You will receive product information (and calls if you wish) from distributors and manufacturers nationwide!

You will get the product information you need, without the hassle of making phone calls and writing letters around the whole country. This is a true information service -- the first of its kind in the broadcast industry. It can only work if you take the time to fill out the card and send it back to us.



Contents



Page 2	FCC Grants STL Reprieve
Page 3-4	How to Make Your STL Legal
Page 6	Cart Mis-Cue Solution
	Roughing Up an MR-2
Page 7	Door Intercom System
Page 8	Using Gentner EFT-9000 as Telco Interface
	SMC Carousel Solenoid Fix
Page 9	TFT-724A Monitor Click Fix
Page 10	High Performance Compression Amp
	Low Cost Equalizer Interface
Page 11	Nautel Amfet-5 Overload Fix
	Excess Wow & Flutter in Cart Decks
Page 12-18	Standby Generator Maintenance Tips
Page 18	Emergency Transformer Impedance Testing
Page 20-24	Equipment Guide
Page 25	Broadcast Computer Bulletin Boards
Page 25-26	Contract Engineer Listing

FCC Grants STL Reprieve

Broadcasters now have until July 1, 1993 to meet the FCC's notification requirements for STLs. The old date of July 1, 1990 has been waived. Below, you find the complete text of the FCC release on this matter.

On Page 3&4, you will find information from each STL manufacturer detailing the procedures to follow to get your existing STL transmitters in compliance with FCC notification requirements. Give them a call if you have any questions.

I'm not minimizing the roll that the SBE and NPR played in this, but the FCC did state that the main reason that the delay was granted was that STL band congestion simply had not developed to the extent that they thought it would. If we think that they are going to grant another reprieve on July 1, 1993, we would be sadly mistaken! Basically -- we lucked out this time!

Let's not treat this extension as a time to sit back and relax. Call the STL manufacturers and do what you need to do to get your unit in compliance.

We've been given notice and enough time to do it. There shouldn't be any complaints in 1993 . . . editor

Before the Federal Communications Commission
Washington, DC 20554
DA 90-37

In The Matter of:

Notification of Broadcast Auxiliary studio-transmitter-link/inter-city relay (STL/ICR) transmitters

ORDER

Adopted: January 12, 1990

Released: January 18, 1990

By the Chief, Mass Media Bureau

1. On October 31, 1985, the Commission adopted a Report and Order in MM Docket No. 85-36, which required that, effective December 16, 1985, studio-transmitter-link/inter-city relay (STL/ICR) transmitters to be operated in the 944-952 MHz band, possess a grant of notification prior to being marketed. Transmitters marketed prior to the effective date of the new rule were to be "grandfathered" for a five year period ending on June, 1990. On or after July 1, 1990, all STL/ICR transmitters must have received a grant of notification. This requirement was adopted to ensure that all STL/ICR transmitters would meet long-standing (and unchanged) technical standards, and to encourage the production of STL/ICR equipment capable of using narrower bandwidths. The latter effect was considered particularly important in view of increasing demands being placed on STL/ICR spectrum, particularly in larger urbanized areas.

2. On November 8, 1989, the Commission received a letter from Booth, Freret and Imlay, counsel for the Society of Broadcast Engineers (SBE). The letter notes that, traditionally, new technical rules will "grandfather" existing equipment from compliance, but that this was not done in MM Docket No. 85-36 because of the expectation of extreme STL band congestion. However, SBE notes that, with few exceptions, new users of the STL band have been accommodated without recourse to the narrowbanding provisions adopted in MM Docket No. 85-36. SBE also indicated that 40% of stations use STL equipment, most of which is pre-1985 manufacture, that the cost of bringing each of these stations into compliance with the notification requirement would be roughly \$2000 per station, and that STL equipment manufacturers would not be able to upgrade all of the equipment by July 1, 1990. Finally, SBE argues that while the broadcast industry would be adversely affected by strict adherence to the equipment notification requirement, it will not receive any benefit from it. Noting that licensees will still have the responsibility to prove at all times that their STL systems are functioning properly, SBE requests that the Commission suspend the STL equipment notification requirement for three additional years.

3. On December 19, 1989, the Commission received a similar request from National Public Radio (NPR) for an indefinite "grandfathering" of STL equipment or, at a minimum, a three year delay in the effective date of the equipment notification requirement. NPR provides limited statistics suggesting that roughly 70% of public radio stations use STL links and that there may be an average of 1.6 STL transmitters in use per station (many stations have backup equipment). NPR estimates the cost of bringing each station into compliance with the equipment notification requirement to be \$4573. This expense would need to be met largely from funds made available from NTIA's Public Telecommunications Facilities Program, and these funds will be inadequate unless equipment upgrade can be spaced over a three or four year period. Like SBE, NPR argues that because unforeseen developments in the broadcast marketplace have led to less congestion than originally anticipated, giving these broadcasters the requested relief would not harm others. NPR also expresses belief that the proper use of antenna systems, transmitter combiners and tuning procedures are more likely, than the application of the Commission's

equipment authorization program, to avoid or correct any cases of interference which may develop. According to NPR, where such equipment causes interference, provisions in Part 74.535(c) of the Commission's Rules will continue to require licensees to take whatever steps are necessary to correct the problem. Thus, because the economic hardship in complying with the notification requirement will be great, and because no significantly adverse consequences will result from the Commission's granting the requested relief, NPR requests a waiver of Part 74.550 or, in the alternative, a three year postponement in the effective date of the rule.

4. The arguments of the SBE and NPR have been repeated in recent letters and telephone inquiries by both public and commercial broadcast licensees.

5. It appears that only recently did many broadcasters using STL/ICR equipment begin to investigate the costs associated with the upgrades required as a result of the equipment notification requirement, and that much of the current concern is due to their lack of planning. By the same token, the STL band congestion has not developed to the extent anticipated back in 1985. This circumstance, more than any other, persuades us that a delay in the effective date of the equipment notification requirements in Part 74.550 is not likely to have any significant adverse impact on STL/ICR service. Nevertheless, we wish to emphasize that, while we will grant the requested delay, all existing STL/ICR equipment must comply with the current technical standards, and must be notified by July 1, 1993, if it is intended to be used after that date. Consequently, this delay should not be interpreted as modifying our intent to require licensees to use more spectrum efficient bandwidths in congested areas where there is need to accommodate new STL/ICR service entrants. In sum, while the equipment notification requirement will be deferred, the other rules adopted in MM Docket No. 85-36, which are intended to foster more efficient use of the STL/ICR spectrum, are being retained and will continue in full effect.

6. Accordingly, pursuant to the authority contained in Section 0.283 and 0.61 of the Commission's Rules 47 C.F.R. Part 0.283 and 0.61, the requirement contained in Part 74.550, that operation of 944-952 MHz equipment not approved under the equipment authorization program may continue until July 1, 1990, after which such equipment must be approved, IS WAIVED until July 1, 1993.

FEDERAL COMMUNICATIONS COMMISSION
Signed: Roy J. Stewart
Chief, Mass Media Bureau

Appendix:

47 CFR Part 74 is amended to read as follows:

1. The authority citation for Part 74 continues to read as follows:
Authority: 47 USC Sections 154 and 303

2. Section 74.550 is amended by revising the date in the first sentence to read as follows:

Section 74.550 Equipment Authorization

Each authorization for aural broadcast STL, ICR, and booster stations shall require the use of notified or type approved equipment, except that operation of 944-952 MHz equipment which has not been approved under the equipment authorization program may continue until July 1, 1993, after which equipment must be approved.

Free Classified Ads!

In this issue, we have integrated the classified ads into the main body of the Radio Guide. The extra costs of producing the separate yellow publication were not justified. In fact, many of you said the yellow section was missing from time to time.

By placing the classified ads in the main body of Radio Guide, we save money. So - - - you guessed it, you don't have to pay anymore! Any classified ads you wish to have published in the Radio Guide will be free of charge, from now on!

There will still be no limit on the number of words you can use to describe your gear. In addition, you can now FAX your equipment list to Radio Guide at (507) 280-9143.

The Radio Guide
Fax Machine
On-line 24 hours a day

(507) 280-9143



How to Make Your STL Legal

Radio Guide called each STL manufacturer, and asked them to submit, in their own words, what they are doing to resolve the STL situation. Starting on this page, and continuing on page 4, you'll find their responses . . . editor

Marti STL Type Acceptance

From Dan Rau - Marti Electronics

Thanks for the opportunity to respond to Radio Guide about the STL Type Acceptance controversy and FCC Rule 74.550. At Marti Electronics we have always had the best interests of our customers at heart, and have taken care to make certain that all of our STL equipment and boosters are Type Accepted and legal for use now, and past the July, 1990 deadline. (This date has been extended by FCC to July 1, 1993 - editor) As a matter of fact, Marti is the only company that has fully complied with FCC Rule 74.550 since it was put into effect in 1985.

It might interest your readers to know that with the introduction of the STL-8, in 1970, we attempted to have it Type Accepted. All the proper documents and engineering data were submitted to the FCC, but they declined to Type Accept the STL-8 because it wasn't required for STLs at that time. Broadcasters using STL-8 equipment can rest assured that they are in full compliance. Although we can't supply new labels with the FCC ID for the STL-8 transmitters, stations operating STL-8s should record the FCC ID for reference in the event of an FCC Filed Engineer questioning the equipment authorization.

The FCC ID numbers for Marti STLs and boosters are:

Model	FCC ID #
STL-8	BEN9EZSTL-8-950
STL-10	BEN9EZSTL-10-950
MW-500	BEN9EZMW-500

TFT Poised to Help With FCC Deadline

From TFT Inc.

TFT, of Santa Clara, California, has advised Radio Guide that all the STL transmitters it has been shipping throughout the years now have FCC Type Notification.

If you are operating a 7700B, 8300 or 8600 transmitter, write a letter to:

TFT Customer Service
3090 Oakmead Village Drive
Santa Clara, CA 95052-8088

This letter must contain the model and serial numbers of the transmitters in use. Further, it must also contain certification that the transmitters were put into service as received from TFT without alteration or modification. TFT will then issue you the appropriate FCC ID tag to affix to the rear panel of your transmitter. There is no charge for this service.

Should you be using a 7700 (no suffix letter) transmitter, a factory update is required at \$1,500 COD or prepaid. This involves the inclusion of an output filter, new power supply board, and the change of certain components. In return, you will have Type Notification on your unit supported by a computer generated test data sheet.

TFT has also indicated that it is making available a new STL transmitter model 9000, at \$2,995. Typical specs are THD of 0.02%, SNR of 82 dB, separation of 60 dB. We were told TFT would allow a \$505 rebate on any brand composite STL transmitter and, if there is not a measurable improvement in audio performance, the 9000 may be returned in 30 days for credit.

For further details on the TFT "STL Rescue" program, call them toll-free at (800) 347-3343.



WORLD STANDARD IN SOLID STATE FM TRANSMITTERS

Solid state quality and efficiency. TTC's new FMS-Series FM Transmitters are available in 1kW, 2kW, 4kW and 8kW models. Broadband, efficient power amplifiers are transparent to the high-spec TTC Exciter.

Redundant systems for high reliability. Individual 1000 Watt plug-in amplifiers provide extremely easy service and maintenance. These transmitters remain on the air automatically—even in the unlikely event of a power amplifier failure. Exclusive "fail-on" control circuits keep the transmitter operating should a control circuit fail.

World-acclaimed TTC Model X Exciter. The Model X provides truly outstanding performance, with all distortions measuring .01% or less and FM composite signal-to-noise ratio an amazing 90dB down. Frequency response is .05dB from 20Hz to 100kHz for unparalleled loudness and clarity.


Made in U.S.A. For details on our full line of AM and FM transmitters and translators, call TTC: Television Technology Corporation, Phone: (303) 665-8000 FAX: (303) 673-9900

The Quality is TTC

- 100% solid state
- Very high efficiency
- Fully automated control
- Superlative specifications
- Integral lightning protection
- Redundant power amplifiers
- Broadband—no tuning required

Digital Quality Transmission

The Model FM 5B 5500 Watt FM Transmitter



- New world standard FX 50 Exciter.
- **Guaranteed** 85 dB S/N.
- **Built-in** synchronous AM noise test facility.
- **Patented** folded half-wave coaxial cavity eliminates plate blocking capacitor and sliding contacts.
- **Self Contained** solid state broadband IPA in slide out drawer.
- **Emergency** 250 watt RF patching.
- **Automatic** power control with proportional VSWR foldback protection.
- **Single** or three phase version available.
- **Optional** microprocessor video display system (MVDS) with diagnostics.
- **Optional** PC Remote Control from MVDS.

With typical performance specifications of 0.02% IMD and 0.01% THD and guaranteed 85 dB FM S/N your listeners will hear the difference from a new FM 5B.

BE BROADCAST ELECTRONICS INC.

4100 N. 24th ST., P.O. BOX 3606, QUINCY, IL 62305, (217) 224-9600, TELEX: 250142, FAX: (217) 224-9607

Moseley STL Type Acceptance Info

From Dave Chancey - Moseley Associates Inc.

Since returning from the recent SBE convention in Kansas City, the telephone has been ringing non-stop with questions concerning the requirement, in Section 74.550 of the FCC Commission's Rules, that all STLs in use after July 1, 1990 (*this has been changed by the FCC to July 1, 1993 - editor*) be notified pursuant to FCC equipment authorization rules.

After numerous discussions between ourselves and the FCC, it was decided that a massive recall of all the STLs we produced since 1985 (when the rule was enacted) was inappropriate. The end user will receive an FCC Identifier label for their Moseley transmitters.

Moseley STL Transmitter ID Numbers:

PCL-606 (FCC ID CSU9WKPCL-606-SEC)

PCL-600 (FCC ID CSU9WKPCL-606-SEC)

PCL-6010 (FCC ID CSU9WKPCL6010)

Post 1984 PCL-505 (FCC ID CSU9WKPCL505)

All a station has to do is call us and request an FCC Notification kit. After receiving the packet, nothing more is required other than the end user complete a certificate of maintenance statement and return the form to Moseley.

To date, we have mailed over a hundred labels to stations that have followed this course of action. In order to comply with an FCC operational temperature spec, PCL-505 users need to install 2 divider chips, which we provide with the FCC label, in the Buffer/Divider module.

PCL-505 transmitters shipped between 1973 and 1984 can be upgraded to the Notification standard. Our information packet gives detailed information on how to accomplish this.

However, we require that pre-1984 PCL-505s be returned to the plant for modification and spectrum analyzer check of the transmitter output. FCC specifications require spurious to be 60 dB down out to the 10th harmonic. Over the years, we have found that a small percentage of older generation STLs, no matter who the manufacturer is, can develop spurious problems. This may be due to component aging or end user adjustments to get that extra watt, in an attempt to overcome fade problems. Not only can this cause interference problems for neighboring broadcasters in an area, but the third harmonic falls in the FAA radar band for commercial airports. Before attaching any FCC label, and assuming a liability of such importance, it will benefit the industry at large to, at least, run a spectrum analyzer check.

In addition, for users looking at replacing an aging STL system, we have initiated a trade-in allowance of \$750 for customers returning a PCL-101, PCL-303, or PCL-505 against the purchase of a new PCL-6000 or PCL-606 system or transmitter only. The FCC package mentioned earlier has all the details.

It is worth mentioning that stations can do the Notification tests and file to the FCC individually. Perhaps Radio Guide can publish an article on how to accomplish this. (*Sounds like a good idea. We'll do it in a future issue - editor*)

We are a manufacturer who took the narrow banding of the STL channels described in Rule 74.550 seriously, and went to a great deal of design effort to be sure our current equipment operates in the adjacent channel environment the rule creates. We feel broadcasters in a panic to get an FCC label for a transmitter are not looking at how the older generation receivers will stand up to interference when and if the FCC follows through with their plans to relieve FCC congestion.

Personally, it's been interesting talking to everyone, and listening to different rumors and opinions everyone has on the subject.

Fix Something?

Send Your Technical Solutions
To the Radio Guide Fax Machine
(507) 280-9143

ECONCO

Now in our 20th year
providing quality rebuilt tubes.

These are a few of
the tubes we rebuild:

3CX2500F3

3CX3000A7

3CX3000F7

4CX5000A

4CX15,000A

4CX3000A

WE BUY DUDS.

WE ALSO REBUILD REFLEX KLYSTRONS.




ECONCO

1318 COMMERCE AVENUE
WOODLAND, CA 95695
TELEPHONE 916-666-7553

OUTSIDE CA 800-532-6626 EXT. 30
FROM CANADA 800-848-8841
TELEX 176756
FAX 916-666-7760

Audio Interfacing Solutions

Whether you need consumer to pro interfacing, line amplifiers or distribution amplifiers, the Series-200 Utility Amplifier System is the solution. Up to 11 input or output modules can be arranged in one 3.5-inch rack chassis to provide the interface you need. We offer a wide variety of standard stock configurations at affordable prices. They include a 1 x 10 stereo DA, two 1 x four stereo DAs, five stereo line amps and 11 consumer-to-pro interfaces. Because each output has individual active balanced amplifiers you get separate gain controls for each. Levels can be easily matched to your exact requirements -- a feature only found on very costly distribution systems. Rear panel connections to the Series 200 are via simple screw clamp connectors for all balanced connections and standard phono jacks for unbalanced consumer interfacing. Contact your local distributor or Broadcast Devices today for more details.



Complete systems start at under \$1400.
Custom configurations are also available.

Affordable solutions for the broadcaster ...
5 Crestview Avenue Peekskill, NY 10566 (914) 737-5032

bdi Broadcast
Devices, Inc.

4, 6 & 8 MIXER, SINGLE AND DUAL CHANNEL STEREO, \$1395 TO \$2950!!

NOW AVAILABLE!!
PROGRAMMABLE, MIX/MINUS BUSS WITH BALANCED OUT.

The incredible, new
xL SERIES audio consoles.



xL82S shown

FIELD PROVEN

The new xL SERIES consoles utilize much of the same high performance technology that has made our audio switchers, DA's, preamps & mixers famous the world over. And, as you are reading this, these new consoles are proving themselves in numerous installations across the country. "No RF problems of any kind"... "Our sound has noticeably improved since installing your boards"... "Our people really enjoy the ease of operation"... "Would recommend your consoles to anyone that asks"... Your console actually tested out better than your spec's".

NEW TECHNOLOGY LOWERS COSTS

Dramatic new developments in IC technology have enabled us to design these consoles with fewer components and naturally less labor. The end results are not only a significant price reduction and higher performance than previously possible but, in addition, higher reliability.

MORE BANG FOR THE BUCK

Huge expanded scale, -40dB to +3dB, multi-colored LED VU meters (4" & readable in bright light across the room); Four individual meters on dual channel units; Switch programmable muting on each mixer and input; Nine input selects on the last channel; Mono sum output; Plug-in modules for ease of service; Optional switch programmable remote control start/stop; Remote start/stops use front panel input and output selects or input select and pot up start/ pot down stop; Double shielding for total RFI protection...and as you'll see in the rest of this ad ...much, much more.

FOR THE SKEPTICS

Anyone can write an ad touting the virtues of their product. Well, we have always felt that we haven't passed muster until you say so. That's why all RAMKO products are shipped on a two week trial basis. You're the final judge. No ifs, ands, or buts! Simply put, if at any time within two weeks of receiving your equipment you are not entirely satisfied, or have just changed your mind, return it in like new condition. Upon verification of condition an immediate refund (less shipping charges) will be issued, for prepayment or C.O.D.s, or your account will be credited if purchased open account. What more could anyone ask? Pricing that will save you hundreds of dollars...Unsurpassed quality & performance...A no risk opportunity to prove to yourself that you get exactly what you want and everything we claim is true. And, everything we manufacture is backed by a 2 year warranty.

DON'T DELAY

Call RAMKO RESEARCH direct or your RAMKO dealer for further information or to place your order. You have nothing to lose except perhaps some preconceived notions about how much quality *really* costs.

TOLL FREE (800)678-1357


FAX (916)635-0907

RAMKO RESEARCH

3501 #4 SUNRISE BLVD.
RANCHO CORDOVA, CA 95742
(916)635-3600

FEATURES OVERVIEW:

1. EXPANDED SCALE VU METERS (-40dB to +3dB) multi-colored LED.
2. PLUG-IN SHIELDED INPUT MODULES.
3. MIC/LINE SELECT JUMPERS ON EACH CHANNEL.
4. MONO/STEREO FEED SELECT ON EACH CHANNEL.
5. GAIN SELECT PATCH PANEL ON EACH INPUT.
6. PROGRAMMABLE MUTING SWITCHES ON EACH INPUT.
7. NINE INPUTS ON LAST CHANNEL.
8. 2 WATT CUE AMP.
9. ROCK SOLID, SHORT CIRCUIT PROOF SUPPLY WITH LED INDICATORS.
10. MONITOR SELECT/GAIN CONTROL. Prog1/Prog2/External.
11. PHONES SELECT/GAIN CONTROL. Prog1/Prog2/External/Cue.
12. INTERNAL CUE SPEAKER.
13. VCA CONTROLLED MIXERS.
14. PADDED ARM REST.
15. MONO SUM OUTPUT.
16. PLUG-IN IC'S THROUGHOUT.
17. FOUR INDIVIDUAL PWR. SUPPLIES. Meters, Cue amp., Power amp., Main audio.
18. INSTANT ACCESS. Two, quarter turn fasteners.
19. ILLUMINATED 5 MILLION OPERATION IN/OUT SELECT SWITCHES.
20. HIGH VOLTAGE SOLID STATE AUDIO SWITCHES. Cannot be overdriven nor damaged by overvoltage.
21. EXTERNAL 20 WATT POWER AMP.
22. ON AIR LIGHTS RELAY.
23. REMOTE START/STOP OPTION. Programmable for operation from in/out select switches or mixer pot-up start & mixer pot-down stop.
24. COMPLETE INTERNAL LABELING. All labeling for in's & out's, gain adjusts, programming, levels, etc., is provided internally for easy installation.



PARTIAL SPECIFICATIONS

INPUTS: Two per channel except the last channel which has nine. Balanced bridging 1k ohms in mic mode & 150k ohms high level. Input #1 of each channel programmable mic thru high level. Input #1 of each channel may be strapped for mono or stereo feed.
OUTPUTS: Balanced low impedance, +25dBm max into 600 ohms. May be used balanced or unbalanced. Stereo sum balanced out. Program outputs factory set for +8dBm but may be recalibrated for

any other level.
METERING: Expanded scale, 4" solid state tri-color with VU ballistics. 2 each on single channel units & 4 each on dual channel models.
MONITOR: Stereo, muted monitor outputs @ +4dBm. External 20 watt stereo amp included. Three position selector for PROG1, PROG2 & EXTERNAL in.
CUE: Mono-sum to 2 watt internal amp & speaker and phones. Switch programmable speaker muting.
S/N: Mic level in @ -50dBm & +8dBm

out; -68db. High level @0dBm in & +8dBm out; -75dB (typically -78dB).
DIST: Below noise floor. Typically .009%.
RESP: 10Hz-20kHz; ±1dB
CROSSTALK: PROG1 to PROG2; -70DB.
SIZE: xL4..19"W x 8.5"H x 17"D.
xL6..25"W x 8.5"H x 17"D
xL8..30"W x 8.5"H x 17"D
POWER: 115VAC, 50/60HZ, 40W. 230VAC available at additional charge.
FINISH: Polyurethane Carbide black, Linear white, Ramko Grey.

MODELS & LIST PRICES:

xL41S	\$1395	xL81S	\$2650	LF6	Contact factory
4 mixer single channel stereo		8 mixer single channel stereo		Linear faders; Available 6/89	
xL42S	\$1650	xL82S	\$2950	LF8	Contact factory
4 mixer dual channel stereo		8 mixer dual channel stereo		Linear faders; Available 6/89	
xL61S	\$1975	RSS4	\$225	PS230B	\$50
6 mixer single channel stereo		Remote start/stop (xL4)		230VAC power source	
xL62S	\$2375	RSS6/8	\$325		
6 mixer dual channel stereo		Remote start/stop (xL6 & xL8)			

Cart Mis-Cue Solution

By Tim Verthein - KOZY/KMFY
Grand Rapids, Minnesota

We recently installed new Sono-Mag Automation equipment at KMFY-FM, in Grand Rapids. I was thrilled to be the engineer for our new studio installation. This system included cart Carousels and dual-deck playback units, plus related switching and programming gear. We also installed a new Audi-Cord DL series play/record dual slot cart machine for the production studio. All equipment is stereo.

After getting all the equipment on the air, we discovered that, in two of the Carousels and two of the dual deck slots, carts would stop at the secondary tone rather than the stop tone. We considered incomplete erasure, or the possibility that the new record deck was getting a pop on the tape along with the secondary tone, or even that the cue detectors were off frequency.

It was finally determined that the new Audi-Cord was putting the tones on with a "burst" and the phase locked loop detectors in the Sono-Mags were detecting this burst as a 1kHz tone, and stopping the cart. What was needed was a way to let the tone build somewhat gradually onto the carts (more of a trapezoid than a square shape). This was easily done with a 5uF electrolytic across the resistor on the base of Q12 (in this case R66-1K). This allowed the tone to build more slowly, eliminating that burst. Since this was a dual deck, the same treatment was given to R43 on Q9, on the slave recording card.

Once the problem was found, it was a very simple modification. Cost was about a buck, plus ten minutes install time. This kept 30% of our carts from mis-cueing. I imagine this problem could occur with any carts made on the Audi-Cord machines and played back in decks with PPL detectors, so keep this in mind should the mis-cues haunt you.

Roughing Up AN MR-2

By Kyle D. Dickson, CE - WCRJ-FM
Jacksonville, Florida
(904) 636-0507

We are using a random access automated system on our AM station. The commercials, liners, IDs, etc., are all aired using the Nakamichi MR-1 and MR-2 cassette decks.

After about a year's use, the MR-2s started having a problem rewinding and fast forwarding. They would move very slowly or not at all. In a random access set-up, you can imagine the problems this caused, especially when more than one deck was having the problem.

First thought was that the reel motor's drive roller had gotten soiled from extensive use. The drive rollers were cleaned thoroughly with very little success. The machines would run okay for a day, then the problem re-occurred.

After going through a trial-and-error period, replacing the decks with new tape, etc., I figured it was time to replace the drive rollers. I ordered a couple from Nakamichi America. They were back-ordered, and I had to wait for delivery. Once they arrived, I popped them in, and it solved the problem.

I had noticed no visible reason why the old ones shouldn't have worked. I figured that they had just lost their gripping action, so I got a small piece of very fine sandpaper and roughed 'em up a little. They have worked great ever since.

The problem can be fixed without removing the machine or removing the drive rollers. By the way, I don't recommend removing them. They are held on by a tiny plastic washer, and are impossible to locate if they are dropped. I haven't been able to locate a company who supplies them. I've got one of my machines customized using a home made washer.

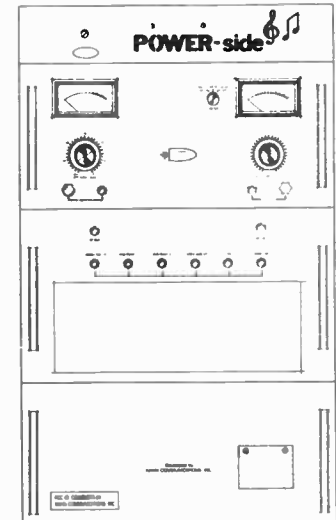
This fix won't save a whole lot of money (the drive roller are only about \$6.00 each), but it will keep the PD off your back while waiting for shipment -- and it's simple.

POWER-side™

PROBLEMS

Adjacent Channel Interference
Antenna Null Distortion
Co-Channel Interference
Power-line Re-Radiation
Building Re-Radiation
Receiver Tuning
Low Fidelity Home Radios
Co-Channel Beat
Selective Fading

SOLUTION!



POWER-side™
The solution to many of AM radio's most serious technical problems

From the developers of the AM STEREO system that isn't afraid of the dark and will let you drive right past FM Stereo

425 MERRICK AVENUE, WESTBURY, NY 11590 • (516) 222-2221

Silence is Golden and less work with telcom c4 for RADIO and TV.



The NR system you just set and forget.

- A product of ANT Telecommunications, Inc.
- No overshooting.
- No wasting time with lining up — not even for tape exchanges.
- No pre or post echo.
- Up to 118dB dynamic range — the widest dynamic range available in any noise reduction system today.
- Applications: Cartridge machines, STL, RPU, Reel-to-reels, Cassettes.
- Over 15,000 channels in use worldwide.
- No breathing or pumping.

telcom c4
Silence by Design

Distributed by:

RAM BROADCAST SYSTEMS INC.

346 W. Colfax Street, Palatine, IL. 60067

New York (516) 832-8080

Chicago (312) 358-3330

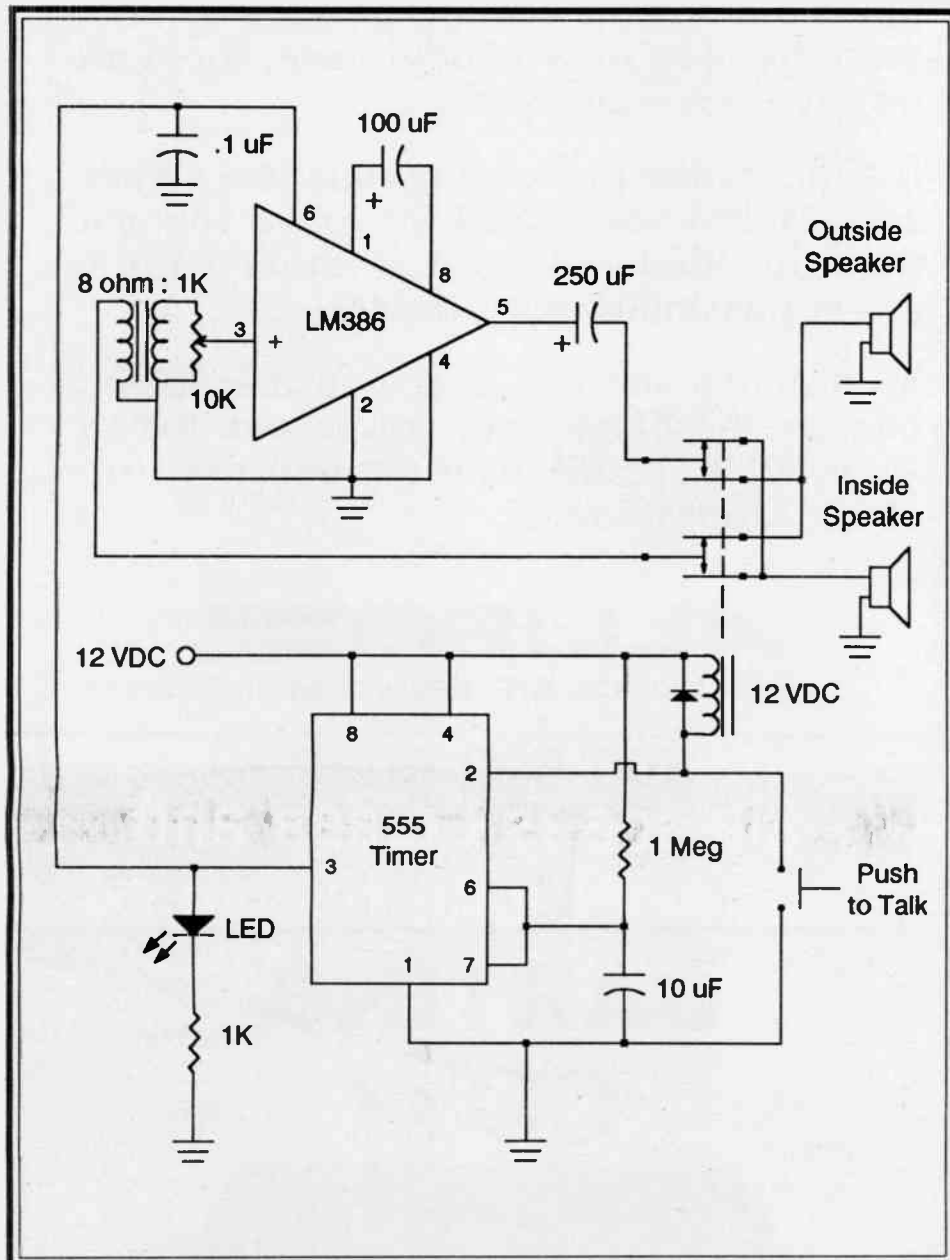
Tennessee (615) 689-3030

Door Intercom System

By David Drlessen - WGBA-TV
Little Chute, Wisconsin

We often get deliveries after 5 p.m., and the door bell was driving everyone nuts. We devised this door intercom to restore peace to our lives. We also don't risk missing an important tape because the delivery person thought no one was "home."

The system consists of a weather proof speaker outside which also acts as a microphone. It is surprisingly sensitive, picking voices up from six feet away outside. Inside, we have a 3-inch PM speaker and a PTT button. Push to talk and, when you let go, it switches to receive for ten seconds and then mutes.



The two chip circuit consists of a LM386 audio amp and a 555 timer. When you push the button, it triggers and holds on the timer which powers the audio amp. The button also switches a DPDT relay which connects the outside speaker to the output of the amp. The inside speaker is connected to an 8 ohm to 1K ohm audio transformer. The transformer matches the low impedance speaker to the high impedance amp input. The low input/output impedance also reduces hum pickup. We connected the outside speaker with about 75 feet of unshielded 20 gauge zipcord! The level control at the output of the transformer allows you to throttle back the gain a little which, because of the 100 uF cap between pin 1 and 8 on the audio amp, is set to about 200. The 250 uF cap at the output removes the DC from the output of this single supply amp.

When you let go of the button the relay drops back, reversing the speakers. The 10 uF cap and the 10 meg resistor provide about a 10 second timeout for the monostable multivibrator. After 10 seconds, the power is removed from the audio amp, preventing any hums or buzzes. An external muting relay is not necessary for the inside speaker. The original circuit oscillated, which was cured with a .1 uF cap across the power supply pin to ground (pin 6 to pin 4) on the audio amp. The LED shows that we have power. A plug-in 12 VDC transformer provides the juice. You should probably bypass the 12 volt supply with 100 uF too. The diode in reverse across the relay prevents inductive spikes from the relay coil from hurting the timer. Use a heavy duty pushbutton to survive everyday use.

TRADE IN

Your Old
Turntables
Cart Machines
Consoles
Monitors

CASH FOR GETTING INTO THE 90'S

with New  **DYNAMAX**

World's #1 Seller



CTR 114 Recorder

Dynamax Quality
and Unsurpassed
Performance at
Barrett Associates'
Low Prices.



CTR-12 Playback

A New Decade of
Broadcasting and
New Fidelipac
Dynamax Cart
Decks. The Perfect
Combination!



barrett associates, inc.

BROADCAST • AUDIO EQUIPMENT

3205 Production, Oceanside, CA
(800) 748-5553

SERIES VI — A SOUND DECISION!



SYSTEM 20-VI

SERIES VI Broadcast Audio consoles are completely modular with a new low profile appearance and new features. Mainframe sizes of 8, 12, 16, 20, and 24 mixers are available. An LED clock/timer, peak level indicators, headphone EQ, monitor "dim", and 3 stereo, plus 1 mono mixing bus, are standard (except for the 8 mixer model). A 5-frequency EQ mixer and equalized Aux Send module are optional. All mixers have mic/line inputs. Double-sided ground plane motherboards are used for RFI rejection, and lowest possible noise and crosstalk. There are no VCA's or ribbon cable audio conductors.

These great sounding consoles are ideal for use with CD's, which require a wider audio bandwidth, to fully exploit their spectacular transient response. Call or write for our new brochure. **SERIES VI - A SOUND DECISION!**

**BROADCAST
AUDIO CORPORATION**

11306 SUNCO DRIVE
RANCHO CORDOVA, CA 95742
(916) 635-1048

Using the Gentner EFT-900 as Telco Interface

By George Whitaker-KSSA
Dallas, Texas
(214) 528-1600

Mr. Whitaker is also the author of "Radio Engineering for the Non-engineer," a home study course for managers or beginners.

On page 13 of the Gentner EFT-900 instruction manual, it shows a hook-up to be used as a standard interface. However, as the unit comes from the factory, this will not give satisfactory results due to the fact that the mix-minus audio is not sufficiently nulled. You can get a usable null by changing R-25 from a fixed resistor to a 1000 ohm multiturn pot. This resistor is located on the lower board adjacent to the input transformer (T-1).

I got my mix-minus by bridging the input of the control room mike pot. This gave me a sample of the mike audio at a level sufficient to drive the EFT-900.

After getting my connections made, I used a pink noise generator connected to an amplifier/speaker to provide audio into the mike at a steady level.

With the mike pot set at its normal operating position, I first turned the mike on and, with the speaker in front of the mike, set the level of the pink noise amplifier to give me 0 VU on the board meter. This made my pink noise roughly equivalent to the volume of the jock's voice. Then I turned the mike switch off.

Next I went to another phone and called the listener line that was connected to the EFT-900. After the call was established, I brought the output of the EFT-900 up on the console, and then, by adjusting the multiturn resistor, proceeded to get the lowest reading of the pink noise I could obtain.

Following this, I had the jock talk as he normally would and adjusted the EFT-900 "send" control to the point just below the threshold of firing the L.E.D. I found that, if the level was high enough to fire the L.E.D., the null was not deep enough and you could hear a change in the sound of the jock on the air when he would bring the phone up. By listening to the air signal, you can back down slowly on the send level and will find a point where the bleed-through of the jocks voice can be adequately eliminated, and yet the caller can still hear the jock. This part of the adjustment is real touchy, and just a few degrees turn on the input control can make the difference between sounding good and sounding terrible.

For doing remotes, I added a simple switch to open the mix-minus feed to the EFT-900 so that, during a remote, the control room mike is not fed into the unit. You could just turn the "send" control all the way down each time. But then you would have to reset it each time you went back to using it for two-way conversation.

By using line switching in front of the Gentner, we can bring any one of our listener lines up on the EFT-900. This gives us the option of using frequency shifting for remotes or two-way communication with our listeners, with only one piece of equipment.

**We Need Your Help
Write for Radio Guide**

SMC Solenoid Fix

By Mark Young - WJON
St. Cloud, Minnesota
(612) 251-4422

Just wanted to add to the solutions of the SMC 350 Carousel solenoid problems found in the October issue of Radio Guide. The solenoid power supply is borderline in the first place and, when the electrolytics start to dry up, the problem of the solenoid not engaging starts to show up -- especially if the machine is fired several times in a short period of time. Replacing the electrolytics has solved this problem for me on several machines. The SMC 700 series decks have the exact same problem.

TRUTH IN MODULATION



Since ModMinder® is a precision modulation monitor which counts peaks differently than the monitor you now have, there are no processing artifacts.

If your station processing runs like a buzz-saw, ModMinder is NOT for you! If your station runs loud and clean, another 1-4dB is a real possibility with ModMinder.

ModMinder assures that you are able to occupy the bandwidth you're entitled to. How? Call us and we'll tell you the truth about ModMinder!

ALLIED
BROADCAST EQUIPMENT
A HARRIS COMPANY

800-622-0022

HARRIS/ALLIED © 1989

CARTING CD's?



YOU NEED SYNCHROSTART! Synchrostart will synchronize your CD player and cart recorder to make carting a one button operation. Eliminate those annoying "clipped intros" that often happen because your CD player starts quicker than the cart recorder. Whether your dubs are done by the PD or by the "nighttime college kid," they'll be tight and consistent. Synchrostart makes CD dubbing fast, accurate, and one-button easy!

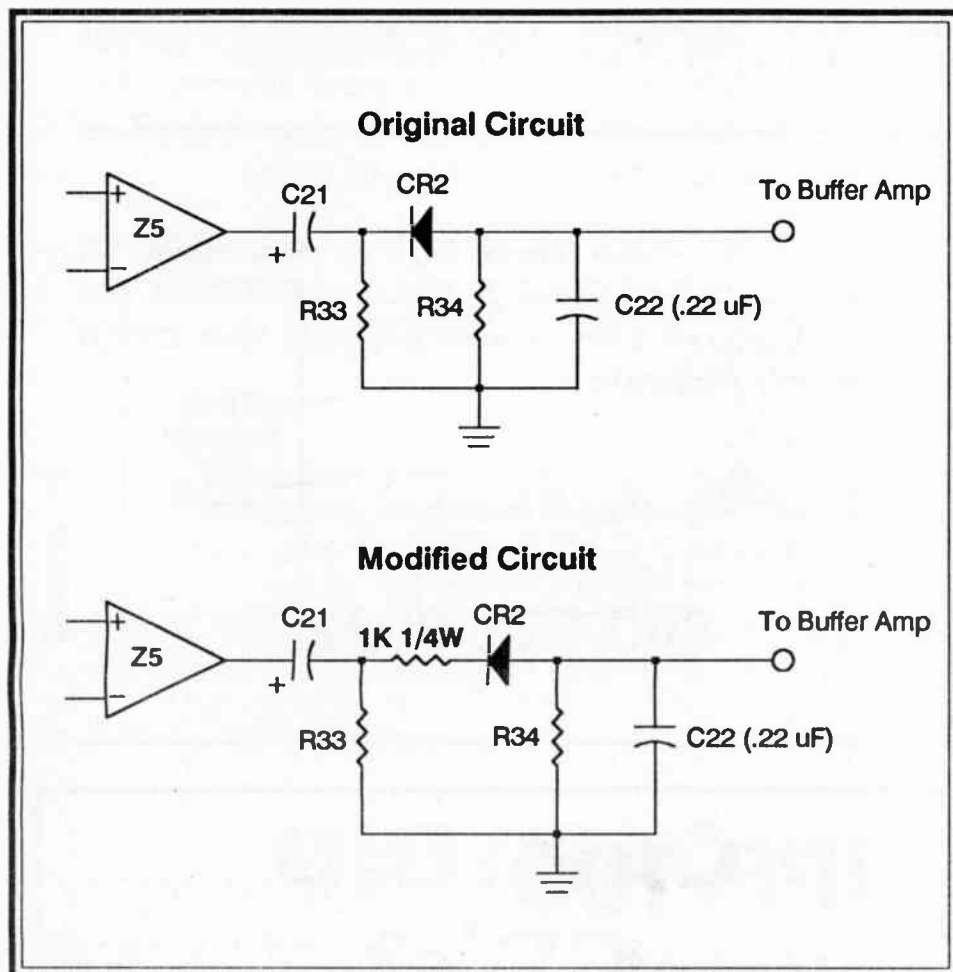
HENRY ENGINEERING
(818) 355-3656
We Build Solutions

TFT 724A Monitor Click Fix

By Bruce Macmillan - WCUW-FM
Worcester, Massachusetts

Our TFT Stereo Monitor has worked flawlessly for 11 years, but recently began having a random "click" noise in the audio outputs -- predominately in the Left channel. This showed up on the Left mod meter as peaks above 100%.

I drove the Composite input with a 1 kHz sine wave, and sure enough, when the indicated level got near 100%, the Left meter started to boogie. On the 'scope, the audio output sine waves showed periodic "bites" out of the negative peaks. I tried replacing opamp chips to no avail. Then I started looking around with the 'scope probe and found that the "bites" were in sync with the charging ramp on the peak holding capacitor (C22) that follows the meter rectifier diode CR2. This diode is driven by a uA301 opamp (Z5) through coupling cap C21 (see diagram).



At negative signal peaks, the diode conducts and essentially connects C22 across the opamp output - the opamp doesn't like that, and puts out a noise spike that gets into everything.

The solution is to add a 1K resistor in series with diode CR2, making a kinder, gentler load that the opamp is happy to drive. Meter calibration is not affected, and the risetime constant of 220 microseconds is still more than fast enough to catch signal peaks.

Harris FM20K Hot Filter

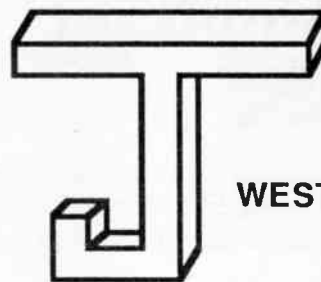
By Tony Wortman - WJAG/KXEL
Norfolk, Nebraska
(402) 371-0780

One day, while doing routine maintenance at our FM transmitter site, I brushed the transmission line at the output of the harmonic filter on our Harris FMS20K and almost burned myself. The transmission line and harmonic filter were very hot. I figured that a bullet had gone bad or lightning had caused some type of problem.

That night I took the unit off the air and, with some help, we wrestled the unit apart. We found that a set screw had worked its way loose, over the years, and eventually destroyed the bullet and end fitting on the harmonic filter.

We replaced the bullet, rebuilt the fitting on the harmonic filter and silver soldered it tight to eliminate any further problems.

If you have this transmitter and harmonic filter setup, I would monitor it from time to time for this problem.



SQUARED
TECHNICAL SERVICE

543 WEST 100 NORTH
WEST BOUNTIFUL, UTAH 84010

801-298-8515


EQUIPMENT REPAIR AND CALIBRATION SERVICE

WE SERVICE MOST AM/FM BROADCAST MONITORS,
REMOTE CONTROL SYSTEMS, EXCITERS, STL's, TSL's,
RPU's, ETC.

GIVE US A CALL

- CHECK OUR RATES-
- TURNAROUND TIME-
- STL LOANER PROGRAM-

This is one reason
we sell more
cart machines
than anyone else.



The 998 series Master Recorder features a patented erase splice-locate and azimuth-adjust system (ELSA)

And here are three more.

Our Authorized 3M Dealers

Allied Broadcast
Equipment
800/622-0022

Broadcast
Services Company
800/525-1037

Broadcast
Supply West
800/426-8434

3M International Teletronics — The World Leader in Cart Machines

3M

© 1989 3M Company

High Performance Compression Amplifier

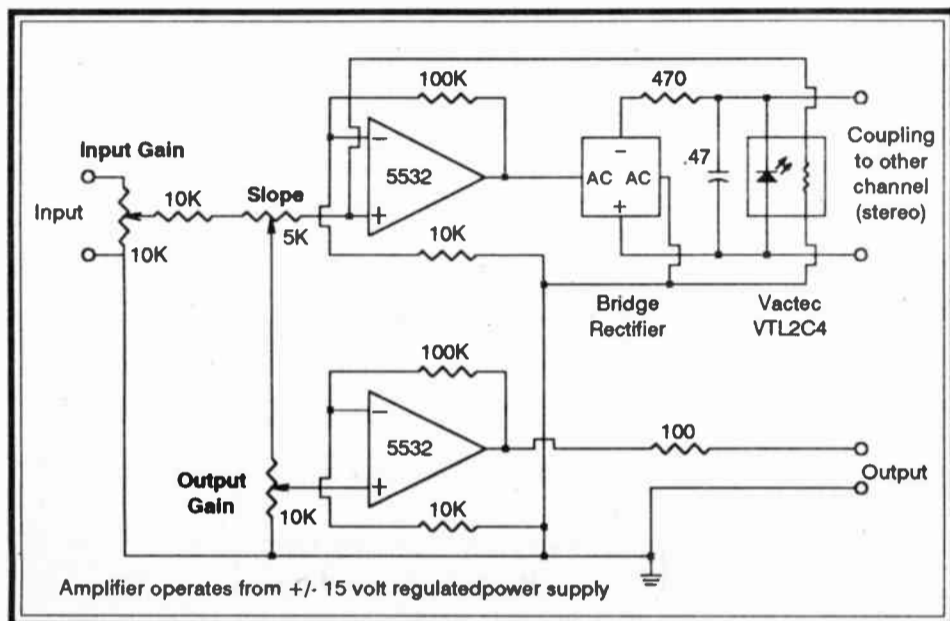
By Frank Berry - WQYK
St. Petersburg, Florida

This amplifier is a refinement of the microphone compressors we use in our BMX consoles. It has been designed to include input gain, output gain, and compression slope controls, and can provide up to 10 dB of system gain.

I have added this amplifier to some of the mixers we use for satellite remote broadcasts, to provide modulation protection for the up-link transmitters.

The IC amplifiers are direct coupled, so any DC offset appearing at the input of this compressor amplifier will be passed along to the output. If additional gain is required, increase the value of the 100K feedback resistors.

The amplifier operates from a +/- 15 VDC supply. The supply should be well filtered and regulated.

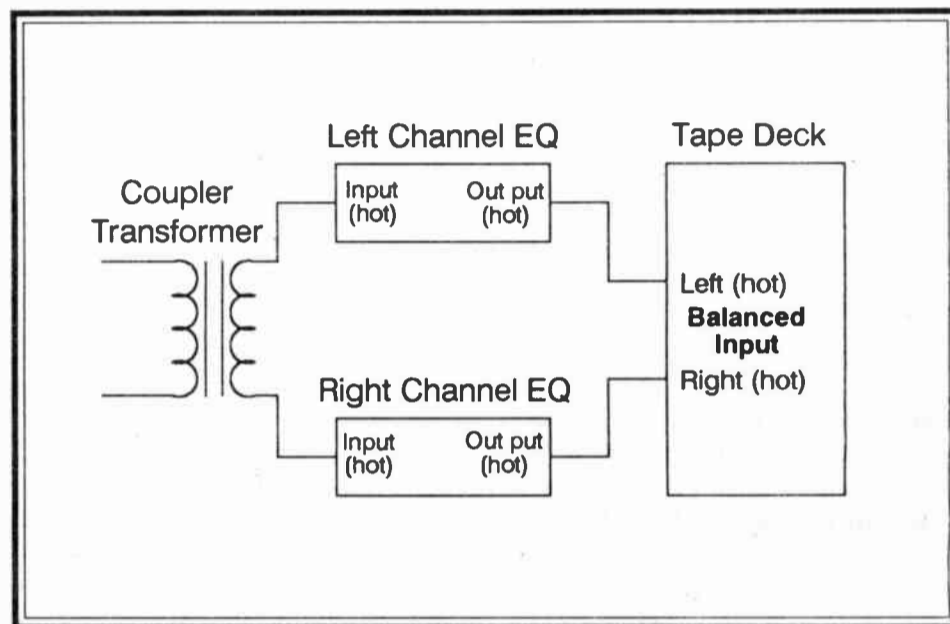


Low-Cost Equalizer Interface

By Rick Pitchford
University of Wisconsin
Oskosh, Wisconsin
(414) 424-3138


In Fall, 1988, we began broadcasting a 30 minute dial-up-delivered daily news program. We needed an equalizer to make it more listenable and, being a non-commercial student run station, it needed to be inexpensive. The equalizer, an \$80 consumer unit, was cheap enough, but an active interface into and out of 600 ohm balanced looked to be more expensive than the equalizer itself.

Before scrounging for a pair of hi-Z/lo-Z audio transformers, I tried something on a whim. I tied the voice coupler transformer high side to the equalizer left unbalanced input hot and the low side to the right unbalanced input hot (see diagram). The output of the equalizer is similarly tied to the recorder's balanced input. This system works well and gives twice the amount of control range, since both channels are used on the mono news feed.



CRL's NEW IPP-100

Create Personality Instantly
... Just Add Voice!



CRL's IPP-100 Instant Personality (mic) Processor is just what your station needs to enhance its personality. The IPP-100 is a fully integrated broadcast microphone processor with 18 pre-set memory positions. A powerful two band, parametric equalizer drives a two band compressor with adjustable band splitting. Mic or line level input and outputs, key lock security system, LED status system, and easy to use analog controls make the IPP-100 simple for anyone to use. Plus the IPP-100 features an external audio loop for special effects processors. An optional remote control unit, the IPP-100R makes control room use a snap! Best yet, get all this digitally controlled power for only \$1495.



IPP-100R
\$395.00



CRL Systems

2522 West Geneva Drive · Tempe, Arizona 85282 U.S.A · (800) 535-7648 · (602) 438-0888 · FAX: (602) 438-8227

Nautel Amfet-5 Overload Fix

By Hal Kneller - WKII
Port Charlotte, Florida
(813) 639-1112

Following about three years of flawless operation, our Amfet-5 started having MOD DRIVER overloads, and the stand-by module would switch on. We were never able to trace the problem, but noted it often happened when heavily modulated low frequency audio was present.

Nautel suggested we check the output power with the NAPC18 module set to PRESET, and the power backed as far down as the trim pot would allow (not the ALC level, the OP control). They said about an eighth of an inch indication should be present; any less would be considered too low, and cause the monitor module to sense a loss of carrier and switch over at heavy modulation. Well, we had that much. We took this to heart, and added a bit of additional power to that minimum by adjusting R35 (MOD BAL) on the NAPC18 module to about 1/2 inch of power deflection (low power setting on output meter switch).

This has cured the problem.

Also note, it is vital the transmitter operate at 71 or 72 volts as indicated on the front panel meter. Any less, and you'll get this same type of overload indication due to the monitor not seeing enough carrier. Any more, and you'll be pressing devices too close to their limits.

Another hint. We pulled out the muffin fans and installed a gutted 2-1/2 ton air conditioner air handler above our ceiling to cut the propeller tip noise (the transmitter is in our main studio). This eliminated all the noise, and with the plenum installed, actually supplies more air than the fans did. We used 12 inch fiberglass duct and our A/C man made a fiberglass box to go over the opening on the rear of the transmitter. A good air filter, in an easy to reach place, is easy to change. We supply approximately 1100 CFM, the muffin fans were about 900.

Excess Wow & Flutter in Cart Decks

By Paul Jellison - WLW
Cincinnati, Ohio

I have noticed that some tape machines seem to have a problem pulling long tapes after a few months of service. Sometimes this problem will even show up on short tapes. In doing a little research, I have found a solution that seems to work.

After you have gone through the normal routine of changing pinch rollers and adjusting pinch tension, and you still have a tape machine with an excessive amount of wow and flutter, inspect the capstan shaft. Is it polished very smooth where the tape runs? If so, you could have a shaft that is so slick that it just won't pull, no matter how much pinch pressure you apply! I have actually observed some machines stop the tape and pinch roller, and yet the capstan keeps running.

In talking with people in the cart machine business, the reason for all this is as follows: Some tape formulations, in the last few years, have become very hard. This causes two things -- excess polishing of capstans and increased pulling tension.

Now for the fix. Remove the motors and disassemble them as if you were changing bearings. Once you have the capstan removed from the motor and the bearings off the shaft, take some masking tape, and cover the bearing surfaces and any threads. Now take the shaft to a machine shop or heat treat shop, and have the shaft blasted. This will rough up the surface, and it should pull tape much better.

I have had good luck with this on several machines, but I don't think it would work on ceramic shafts as they are very hard.

NRSC-2 Dilemma? No Problem.

We deliver the simple, effective, and inexpensive solution to your compliance with the mandatory NRSC specification.

Easily installed in only minutes, our product utilizes digital techniques for full asymmetrical peak control, self-regulating pre-emphasis and no-overshoot lowpass filtering. It works with any existing processing, or can even stand alone as *the only processor you really need!*

NOVONICS MODEL 222 - \$590

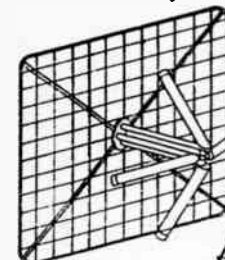
Inovonics Inc.

CALL: 1-800-733-0552
FAX: (408) 458-0554



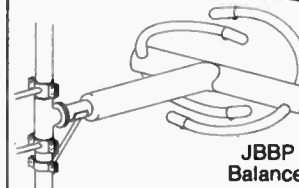
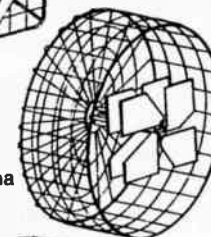
Puts your signal in it's place!

If you need a quality antenna, you need:
JAMPRO ANTENNAS, INC.
The really experienced one for over 30 years.



JAHD CP
Arrowhead
Screen Dipole

JSDP CP Spiral
Broadband Antenna



JBBP FM Antenna
Balanced Excitation

JAMPRO is the world leader in custom-designed, directional, CP antennas.

- With over 1600 of our penetrators delivered, more stations have penetrated their market.
 - Our custom-made directional antennas are operating world wide.
 - Full-scale antenna measurements on **JAMPRO's** all-year, all-weather test range.
 - We custom-make tower structures to duplicate your's, for optimum results.
 - Ask about **JAMPRO's** low-power educational packages.
- Give us your requirements and see how fast we produce.

JAMPRO Antennas, Inc.

6939 Power Inn Road
Sacramento, CA 95828
(916) 383-1177 • Telex: 377321
FAX (916) 383-1182

Standby Generator Maintenance Tips

By Ralph M. Hartwell II - KGLA
Jefferson Louisiana
(504) 733-9281

Most stations have some sort of emergency generator system for handling commercial power outages. Management usually takes very little interest in how the system works. They simply feel that there will be no problem with power failures since the emergency generator will take care of things . . . However, as we all know only too well, Murphy reigns supreme.

At one time or another, many broadcast engineers have had a nasty surprise - when the lights went out, they stayed out - the station's emergency generator failed to operate properly. When this happens, you usually find that management suddenly becomes very interested in how the generator works - or rather why it didn't work, and just why you failed to keep it in operating shape. Never mind that, when you ran the generator the last time, it ran just fine; it did not work when your station needed it. You did test it just last week, didn't you?

When the commercial power finally returns and things calm down a bit, it's time to make a careful investigation into just why the emergency generator failed to do it's job. Better yet, why not set up a comprehensive routine maintenance program to prevent this disaster from happening again.

Over a period of some 30 years, I have found that many broadcast engineers are not aware of the complex high-maintenance nature of the emergency power generators they are responsible for. Some of the maintenance suggestions in this article may make life a bit easier for you when the lights go out. While this information is aimed at gasoline engine powered generator sets, most of the information is applicable to natural gas or LPG fueled engines as well as diesel engines.

It's important for you, as an engineer, to make management aware that the time you invest in routine testing and inspection of the emergency generator will pay off in on-the-air time when commercial power fails. After all, the reason they invested in that generator in the first place was to be able to keep the station on the air when the power fails. Unless you keep it in good repair, the generator cannot be depended upon to perform its function when needed - any more than you would expect a car to start up and make a cross country trip if you had left it stored in the garage for a couple of years with no care or maintenance.

LET'S GET STARTED

First of all, make sure that you have the manufacturer's instruction and maintenance manuals for the engine and generator. If you are in a remote location where it will be difficult for a serviceman to get to the machine in the event of a breakdown, make sure you also have the complete shop overhaul manuals for the engine and generator. You can't have too much information on hand when equipment fails!

The need for an ongoing maintenance program on standby emergency generators is better understood when you realize that standby generator systems are complex machines containing an engine, an alternator (generator), and control circuits to regulate the engine, control the generator output, and transfer the generator power to the load. In addition to these components, a fuel supply and a set of batteries to start the engine are required. There may also be a battery charger installed to keep the batteries fully charged. Each



Recycle Carts

to reduce audio tape and cartridge costs

Improved Tapecaster® X-100 cart loader with single lever control enables error-free loading to one-second tolerance. Long-life, heavy-duty synchronous motors and rugged all-steel chassis and top deck make X-100 the only loader you'll ever need. Among its features are:

- Adjustable tape tension
- Precision electronic timer with automatic reset
- Editall splicing block

For complete information call or write.

TAPECASTER®

a division of



Auditronics, Inc.

3750 Old Getwell Road • Memphis, TN 38118
Phone: 901-362-1350 • FAX: 901-365-8629

additional component increases the possibility of failure.

A failure in any of these subsystems can render the generator set just a useless pile of metal. To prevent this from happening, you have to check everything on a regular basis, preferably weekly, but at the very least, monthly.

This article will address the most common failure of the generator set - the engine either will not start or won't run properly. This can usually be prevented by running the engine on a regular weekly schedule. The preferred test method is to run the engine with a load, but in some cases, this may not be possible.

SPARE PARTS

Look in the engine and generator manuals for the manufacturers recommended spare parts lists. Find out how hard it will be to obtain spare parts for the engine and generator in case of a failure. If there is a reliable source of supply locally, or within 24 hours delivery time, you probably don't need to keep too many spare parts on hand.

(continued on page 13)

INTELLIGENT DIGITAL REMOTE CONTROL. The ITO177 from Hallikainen & Friends, allows fully automatic operation of a Moseley TRC-15 remote control equipped with a TEL171 Digital Telemetry Adaptor. The ITO177 plugs into the memory expansion port of a Commodore-64 personal computer and to the TEL171 data port. Automated transmitter site control of the TRC-15 and access to the meter reading displayed on the TEL 171 is by BASIC statements and functions built in to the ITO 177. An "auto-boot" feature allows the control program to re-load and run in the event of a power failure. 2K of nonvolatile memory saves information from power loss. Make the intelligent choice today based on time tested tradition.

PROGRAMMABLE INTELLIGENT AFFORDABLE ITO177

HALLIKAINEN & FRIENDS

141 SUBURBAN E4
SAN LUIS OBISPO, CA 93401-7590 USA

805 / 541-0200

Remember, the further away you are from the parts depot, the more parts you should have on hand. Be sure that you make management aware that not having a gasket or some other item could make the difference between being on the air or having their listeners turn to another station in an emergency.

Identify any potentially hard to locate parts and consider stocking these as on-hand spares.

If there is not spare parts list, I suggest that, at a minimum, you keep on hand the following items:

- * Tools to service the engine and generator.
- * Battery hydrometer.
- * Any parts which have a higher than normal probability of failure and which may be difficult to obtain on shore notice.
- * A carburetor overhaul kit.
- * A set of spark plugs.
- * A fuel filter.
- * An oil filter.
- * Enough oil for one engine oil change.
- * 2 gallons of antifreeze, or as needed for filling radiator.
- * Fuses for generator and engine control circuits.
- * Fuses for generator main line fusebox.
- * Spare relays for the control circuits.

WEEKLY INSPECTION

CAUTION - Before making any hands-on mechanical inspection on the generator, always be sure to disable the automatic start system to prevent the engine from starting in the event of a power failure. If some part of your body is drawn into moving parts when the engine accidentally starts, you could be seriously injured or even killed. Remember to restore the generator set to automatic operation after the inspection.

Before you run the engine, make sure that the oil and water are

at the recommended levels. Make sure that there are no fluid leaks. Check the fuel supply for contaminants, and drain any water from the fuel tank, filters and sumps.

Inspect the starting batteries and make sure they are not leaking. If any acid has escaped, clean it up and determine the cause. Look for any corrosion on the battery terminals. If there is any, clean it off. If necessary, remove the leads to the battery and clean the posts and connections. Make sure the battery charger is holding the battery at the proper float voltage. Check the electrolyte level and add distilled water if the electrolyte level is low.

Check the fan belts for proper tension. Make sure the belts have not started to crack. Inspect all the hoses and rubber parts. Remember that rubber parts and belts deteriorate with age, and belt failures usually occur without warning. A broken belt will quickly cause a damaged engine, unless the engine over-temperature shut-down operates first.

Start the engine and let it run a few minutes to warm up. Listen for any unusual sounds coming from the engine or generator. After you have run the engine a few times, you will become familiar with the normal sound of the unit when it is running properly.

Listen carefully to the exhaust system for any leaks. These are usually detected by a popping sound which will become louder when the engine is loaded more heavily.

Listen to the sound coming out of the open end of the exhaust pipe. Sticking valves or intermittently missing spark plugs can be detected by a roughness in the exhaust sound. If you've never heard what a missing cylinder in an engine sounds like, just pull off one spark plug wire and start the engine. A properly running engine has a smooth purring sound. Becoming familiar with the sound of the engine is one of the best ways to catch a problem before it becomes serious and causes a failure.

NOTE - Be sure to ground the loose end of the spark plug wire to prevent damage to the ignition system due to the high voltage caused by the disconnected plug. This is very important if the engine uses a magneto.

(continued on page 14)

Little Noisemaker.



This little gray box is about to have a big effect on the way you test your audio equipment.

No longer will you have to bother with individual tones to set proper audio levels. With Delta's SNG-1 Stereo Noise Generator you can make a variety of tests with *true* stereo noise, all at the flip of a switch.

You'll get a much more realistic view of what your equipment is doing. Whether you prefer white, pink, or USASI noise spectra, the SNG-1 provides it, in both continuous and pulsed output modes.

Say goodbye to hit or miss processor adjustments using varying program material. The award-winning SNG-1 spans the entire frequency range, so you'll cover the highs, the lows, and everything in between.

The external gate input permits an infinite variety of pulse shapes and durations so you can test your equipment to the absolute

fullest. For standalone convenience simply switch to the internal pulse mode.

With the SNG-1 you'll always get an accurate and repeatable standard to base your measurements on. And for only \$495, there's no bigger value.

To discover how the Little Noisemaker can help you in a big way, call or write today. And be sure to ask for your free copy of Delta's Noise Primer, "Employ Some Noise." Delta Electronics, Inc., 5730 General Washington Drive, P.O. Box 11268, Alexandria, VA 22312. Phone: (703) 354-3350, FAX: (703) 354-0216, Telex: 90-1963.

The Above Standard
Industry Standard.

DELTA ELECTRONICS



©1989 Delta Electronics, Inc.

Generator Maintenance . . . (continued)

Look for any smoke coming from the exhaust pipe. Black smoke usually indicates a too rich mixture, and blue smoke usually indicates oil burning. A slight amount of smoke immediately after engine start up is to be expected, but if it continues for very long, you should investigate the cause.

Check the generator output voltage and frequency. If the generator has a manual voltage control as well as an automatic voltage control, try them both. Make sure that, when switching to the automatic mode, the voltage settles to the correct voltage without excessive surging or fluctuations. Verify that all meters read correctly without sticking.

If you can switch the generator to a load, do it at this point. Make sure the generator takes the load properly, without the engine stumbling or hesitating. Check the exhaust sound again for any unevenness in the sound which may indicate the need for a slight carburetor adjustment, new spark plugs or wires, or an engine valve adjustment.

Observe the generator output voltage and frequency while running under load. Allow the generator to run until the engine reaches normal operating temperature. Usually this will take from 15 to 20 minutes.

If you cannot switch the generator to a load, then you will have to make do with a no-load test. Make sure the engine sounds right and that the engine temperature and oil pressure readings are OK, and that the generator's output voltage and frequency are correct. After the engine reaches normal operating temperature, shut down the engine and restore the automatic starting controls to automatic operation.

If the generator set has a built in battery charger, make sure it is charging the battery properly while the engine is running.

If you are running the generator on a load, and you are satisfied that everything is running correctly, transfer the load back to the commercial power mains and shut down the generator set. Make sure the system is all set for automatic start in the event of a power failure.

Write down any problems discovered during this testing, and correct them at the earliest opportunity.

MONTHLY INSPECTION

Check everything listed in the weekly inspection.

Measure the battery voltage and make sure it is correct. Adjust the battery charger output voltage if necessary. Remember that as the starting batteries age, their terminal voltage will decrease. This will necessitate lowering the charger voltage over the course of a few years to avoid overcharging the batteries.

Visually inspect the generator commutator segments and slip rings for any evidence of scoring, arcing, or pitting. A normal condition is evidenced by evenly colored segments with no pits in the surface and no evidence of arcing. If it appears that the surfaces are damaged, it may be necessary to have the surfaces of the slip rings or commutator segments refinished.

Start the generator set and observe the brush action and commutator/slip ring surfaces while the generator is supplying power to the load. **CAUTION:** Don't get shocked. Remember, that generator packs more power than your transmitter. Excessive arcing is evidence of a problem that needs to be corrected.

Visually inspect the control system and fuses or circuit breakers for any damage or deterioration. Look carefully for any evidence of overheating, especially after an actual power outage where the generator has had to supply power to the station.

ANNUAL INSPECTION

Perform everything listed in the weekly and monthly inspections.

Drain some of the coolant and, with the aid of a flashlight, inspect for any corrosion in the radiator. If there is any, clean and flush the cooling system and refill with the proper coolant according to the engine manufacturer's specifications.

(continued on page 15)

The Carts You Can Count On



From The Supplier You Can Count On

Demanding broadcasters around the world count on Audiopak broadcast cartridges for consistent response, dependable quality and outstanding reliability. High-performance tape formulations, superior coating processes and rugged, "no-maintenance" casing designs have made Audiopak the international standard. Why settle for other broadcast cartridges? Getting "workhorse" A-2s, "stereo" AA-3s or "digital-ready" AA-4s is as easy as picking up your phone.

BSW

BROADCAST SUPPLY WEST

America's Full-Time Broadcast Supplier

1-800-426-8434

ORDERS • INFORMATION • SPECIFICATIONS

BSW • 7012 27th Street W • Tacoma, WA 98466 • FAX 206-565-8114

Change the engine oil if it has not been done this year. Most generator engines do not get run long enough in a year to require an engine oil change on an accumulated hour basis. However, even a small amount of engine operation will put combustion products, acids and condensed water, into the oil. If these materials stay in the oil, they can cause engine damage; especially if the engine is run infrequently and for short periods. Oil is cheap - engines aren't.

Do a load test of the starting batteries and replace them if necessary. A set of batteries should last about 3 to 4 years in properly adjusted float service. ("Float" service is where the batteries are constantly being charged just enough to replace the energy lost by self-discharge in the battery, plus any power used by the load connected to the battery.) It may be necessary to have a serviceman from a battery distributor come out and check the batteries if you do not have the proper battery tester.

Clean off the engine and generator. Dirt and dust on equipment help raise the operating temperature and can lead to early failure of components. Dust and dirt can also cause management displeasure. A clean machine may not actually run any better, but human nature being what it is, most people (including management), feel it will run better if it is clean.

Make a careful inspection of the exhaust system, including the muffler and all connection pipes. Check for any rusted through areas, or rapidly spreading rust. Replace any defective components immediately. Remember that carbon monoxide gas is odorless and deadly.

Tap any suspect areas on the muffler and exhaust pipes with a small metal object. Solid metal will have a metallic ringing sound, while a rusted out spot will have a very dull sound not unlike tapping a cardboard box. In making an exhaust system repair, beware of using flexible exhaust pipes. These are not airtight, and will allow exhaust gasses to escape into the building.

If you have not been able to make a load test of the generator this year, try to arrange with management for a time when the station is off the air or during a time when a loss of air time would cause the least disruption. Remind them that if you don't know that the generator will switch to the load and power it properly, their expensive machine may well be useless when they need it the most.

FUEL SYSTEM MANAGEMENT

Gasoline is supposed to stay clean and burn without any problems, but as anyone one who has ever had to clean out a lawnmower engine carburetor and gas tank after a couple of years storage can confirm, fuel sometimes causes severe problems!

MOISTURE CONTAMINATION

Fuel can become contaminated by several means, but the most likely cause is atmospheric moisture. Gasoline used for emergency generators is usually stored for long periods of time in vented fuel tanks.


As the outside air temperature rises during the warmer part of the day, the air within the tank warms, expands and escapes through the tank vent. Later in the evening, as the outside air temperature drops, the air inside the tank cools and contracts, creating a partial vacuum inside of the tank. The moisture condenses on the tank walls and runs to the bottom of the tank where it collects beneath the fuel.

This moisture will also cause the exposed tank walls and tank top to begin rusting. Soon, rust flakes begin to fall into the fuel and settle to the bottom. This "rust fallout" causes more rust to begin forming on the tank bottom. If the rust becomes severe enough, the tank begins to leak and must be replaced.

Some of the moisture becomes dissolved in the fuel and when it is drawn into the engine, it can cause corrosion of components in the engine fuel system and carburetor. In severe cases, enough water can collect in the carburetor to stall the engine.

The biggest problem with moisture in the fuel occurs when bacteria start to form in the water standing in the bottom of the tank. These bacteria live in the interface between the fuel and the water layer. They actually eat the hydrocarbons in the fuel and leave a gummy residue called "varnish", which will not readily dissolve in

(continued on page 16)



Optimize — don't compromise:



**If you demand optimum performance from
your tape recording equipment . . .
you need our services!**


JRF maintains a complete lab facility insuring precision relapping and optical alignment of all magnetic recording heads and assemblies. Worn unservicable heads can be restored to original performance specifications. 24-hour and special weekend service available.

- Broadcasting
- Mastering
- Recording Studios
- Tape Duplicating

New and reconditioned replacement heads from mono to 24-track . . . Many in stock.

For repair or replacement, we're at your service!


Call (201) 579-5773




JRF/Magnetic Sciences, Inc.
Kennedy Road • P.O. Box 121 • Greendell, NJ 07839 • Telex: 325-449

125 REASONS TO CALL RADIO RESOURCES

...plus one we can't mention.*

At Radio Resources, we're home to over 125 manufacturers of high quality equipment, supplies, accessories, and rental items. ■ For over 20 years, we've earned the business of thousands of broadcasters like yourself by providing exceptional service and competitive prices — all delivered with a friendly touch.

*** And that other little reason...** it's our ever-changing monthly special. Too outrageous to advertise — you'll have to call each month for details. ■ So pick up the phone — it's on our nickel!

WE'LL EARN YOUR BUSINESS

**RADIO
RESOURCES**

1-800-54-RADIO
in Maryland: (301) 859-1500
24-Hour Fax: (301) 859-3042

7483 Candlewood Road
Hanover, Maryland 21076

Generator Maintenance . . . (continued)

the fuel. Instead, it settles out on everything, forming a brown, smelly, tarry mess. When this varnish gets into the engine fuel system, it can cause blockage of the fuel filters, carburetor clogging, and fouled spark plugs, among other things.

Note that moisture condensation does not generally occur in totally sealed, airtight tanks which have been filled with clean dry fuel.

CONTAMINATION PREVENTION

Fuel tanks should be installed with a drain fitting in the bottom of the tank to allow any condensed water to be drained from the fuel tank.

The fuel tank vent should always be placed outside of the building so that fuel vapors cannot enter the building or be ignited by any source of ignition, such as electrical equipment. The outside end of the vent line must have an explosion proof vent cover on it. The vent should not be placed near any moisture source, such as an air-conditioner water tower, a rain gutter, etc.

Make sure the fuel tank is placed so that it is protected from anything which would cause large changes in temperature in the tank. This reduces expansion and contraction of the air in the tank. If the tank is placed in the sun, paint it with a high reflectance white paint. Don't use aluminum paint. Aluminum paint absorbs infrared energy very well and gets quite hot in the sun.

Remember that all fuel tank installations must meet the local and national fire protection codes. If in doubt, check with your stations insurance agent or the local fire department.

Each month (or more often, if necessary) drain a small amount of fuel into a clean transparent container and inspect it for any water. If water is present, continue to drain fuel out of the tank to remove as much as possible of the water. You can then separate the clean fuel from the water and pour the fuel back into the tank.

ADDITIONAL FUEL TIPS

Be sure to buy your fuel from a reputable supplier. If you can, filter the fuel before putting it into your storage tank. Adding an extra disposable fuel filter ahead of the engine fuel pump will be a great help in keeping small particles out of the engine fuel system and carburetor. Keep a spare filter handy. Remember, most of the trash that clogs a filter will be drawn from the fuel tank when the engine is under full load. This means the greatest chance of a fuel line clog will occur when the generator is running the station during a power failure!

Wait about 24 to 48 hours after filling the tank to allow any water present to separate from the fuel and settle to the bottom of the tank. Then you can drain the water from the tank. Keeping the fuel tank full will help to prevent moisture accumulation in the fuel tank since there will be less air above the fuel to expand and contract and bring fresh outside moisture into the tank.

FUEL ADDITIVES

CAUTION - The following information applies to gasoline fuel systems only. Do not add any additives to diesel fuel unless specifically recommended for such use. Diesel engines are easily harmed by contaminated fuel or improper additives.

While fuel additives are usually not necessary for proper engine performance, they may be useful in climates where the humidity is very high. An additive such as alcohol may be added to the fuel to prevent water from accumulating in the tank. These additives absorb the water and allow it to be burned in the engine. The main component of these additives is alcohol.

Over the past 20 years, I have found that 100% Isopropyl alcohol works very well as a water absorbent in gasoline. This is commonly known as "rubbing alcohol." However, don't use common drug store rubbing alcohol, as it is already diluted with 30 to 50% water. That certainly won't do your fuel any good!

Other possibilities for moisture removal include Methyl alcohol and Ethyl alcohol, however, each of these have drawbacks. Methyl alcohol can corrode metal fuel systems components and attack

(continued on page 17)

Ron Radio Communications, Inc.
P.O. Box 201
Brightwaters, NY 11718

"Always the Best for Less..."

Micro Controls, Inc. Composite STL

Includes:
PTS-10C 10 Watt Transmitter & PTS-10N Receiver
System Specs:
Response .25db 30Hz to 60Khz.
Signal to Noise -65Db or better

RON RADIO PRICED AT \$ 5,995

Micro Controls, Inc. AM Stereo Composite STL

Includes:
PTS-10CD Transmitter & PRS-10 CD Receiver
System Specs:
Frequency Response .5db 50Hz to 15Khz.
Separation -50
Signal to Noise 65Db or Better (74DB Typical)

RON RADIO PRICED \$ 6,495

Sine Systems, Inc. Dial Up Remote Control

8 Channel (Expandable to 64) Metering
16 Functions (8 Raise & 8 Lower) Expandable to 128 with optional RP-8 Panel
Runs on 12 Volts (Power supply supplied)
Dual Audio Fail-safe Option if Required

RON RADIO PRICED AT \$ 1,099

1-800-666-3525


1-516-665-6482 Fax

Want proof that the fifth-generation solid-state Harris THE-1 FM exciter is the one for your station...plus a great deal?
Go for our THE-1 Sound-Off/Trade-In Challenge.
Try THE-1 for 30 days. Compare it with your present FM exciter and hear the difference in your station's sound for yourself. Now, if you don't agree that THE-1 sounds better, just return it to Harris, and the deal is off. But experience tells us that you probably won't want to go back to your old exciter. So pack it up and send it to us—no matter what the condition of your old unit, we'll give you a generous trade-in allowance towards the purchase of your new THE-1!
Since its introduction at NAB '88, over 420 stations worldwide have discovered that THE-1 is the exciter that sounds as good as it specs. This special THE-1 Sound-Off/Trade-In Challenge no-risk offer ends on March 31, 1990. Don't miss out on a great deal—call Harris Radio RF Sales today at 217-222-8200, Ext. 3401.

**OVER 420
STATIONS
HAVE CHOSEN
THE 1 THAT
SOUNDS BEST.**

HARRIS

Harris Broadcast Division • Marketing Department
P.O. Box 4290 • Quincy, IL USA 62305-4290



TRADE UP TO THE-1 FM EXCITER.

rubber fuel lines and carburetor gaskets. Ethyl alcohol works well, but it is expensive and has high taxes on it since it is the drinking kind of alcohol.

Isopropyl alcohol can be obtained in gallon jugs for about \$12.00 per gallon from chemical supply houses. The industrial purity is fine; if you buy the CP (chemically pure) grade, it won't work any better and will cost you lots more.

I have found that adding about a quart of Isopropyl alcohol per 50 gallons of gasoline works quite well. Isopropyl alcohol can absorb roughly half its volume of water and still burn properly in the engine. That means a quart of alcohol will remove a pint of water and still burn well in the engine. The alcohol also has the effect of raising the octane rating of the fuel slightly.

The alcohol will mix throughout the fuel over a period of a few days and remove the water dissolved in the fuel. Be sure you drain any condensed water from the tank before adding the alcohol. I have had some fuel stored for over 15 years this way. It still is clear and smells OK, and it burns well in the engine.

STORAGE BATTERY MAINTENANCE

No matter how well maintained your generator set is, the engine will not start if the storage battery is bad. (In-depth storage battery maintenance will be the subject of another article.)

In order for a storage battery to do its job, it needs to be filled with the proper electrolyte, be fully charged, have clean, solid connections to its terminals, and be kept clean and placed in a reasonable environment.

Storage battery manufacturers state that more storage batteries are damaged by overcharging than by undercharging, so it is quite important to make sure that the battery charger is properly adjusted.

A fully charged storage battery will not require much charging current when on standby. A new storage battery will have a terminal voltage that is slightly higher than the terminal voltage of an old storage battery. As the storage battery ages, this reduction of the terminal voltage, as well as the increased internal losses of the storage battery, will cause the battery charger to send more and more current into the battery in an attempt to keep it fully charged. This gradual increase in charge current will eventually cause overcharging of the battery, leading to its failure.

To prevent this, as the storage battery ages, you should gradually reduce the charger output voltage. Usually, an annual adjustment is all that is required. If the storage battery requires adding water to it more than a couple of times a year, you probably have the charging voltage set too high. The storage batteries should never be warmer than the ambient air when they are on standby.

SAFETY NOTE - Remember that the hydrogen gas given off by the battery during the charging process is extremely explosive. Be careful of accidental short circuits and sparks around the battery. A battery explosion can be dangerous, and will usually splatter sulfuric acid all over the room. It is a good idea to wear safety glasses or a full face shield, for protection when working on batteries. **SAFETY FIRST!**

If your generator set uses several storage batteries in series to crank the engine, measure the voltage across each battery every month and make sure they are equal. Unequal voltages are an indication of improper charging or the possibility of an impending failure. The voltages should be the same within about 0.05 volts per cell.

If you use several storage batteries on your generator set, when the time comes to replace them, you should change them all at the same time, and get them from the same manufacturers lot, if possible. This helps assure that they will age evenly. If one storage battery in a set fails within a year of installation, it is usually OK to replace just the failed battery.

Storage batteries should be kept clean and dry. Sulfuric acid which may collect on the top of the battery will cause corrosion of the terminals and increase the self discharge rate of the storage battery if the acid bridges the terminals. Wipe it off, and neutralize any spills with a solution of bicarbonate of soda and water.

Never add any battery additives to the electrolyte in a storage battery. They may cause a short-term increase in the power output, but it will likely cause the rapid failure of the battery.

Unless acid is spilled from the battery, the only thing you should ever have to add to the storage battery during its life is pure distilled water. Tap water is not good for storage batteries since it contains trace elements such as iron and chlorine which will poison the storage battery in short order. Adding tap water to a storage battery can reduce its operational lifetime by 75% in some cases.


(continued on page 18)

Get
the
carts
you can
count on...



from a
source
you can
count on!

audiopak
AA-4
continuous loop professional broadcast cartridge
SGS-4
audiopak
audiopak
audiopak
audiopak
audiopak



We have the full Audiopak line of broadcast cartridges in stock for immediate delivery at competitive prices.

audiopak
BROADCAST CARTRIDGES

AMERICAN PROFESSIONAL SOUND, INC.
16116 Hart Street
Van Nuys, CA 91406-3903

Phone: In CA (818) 901-9977
Outside CA (800) 777-9550
FAX (818) 901-7812

Generator Maintenance . . . (continued)

In case a storage battery happens to lose a large amount of its electrolyte (for instance if the battery case is damaged or the battery is accidentally overturned), immediately refill the battery with distilled water and then charge it completely until the specific gravity stops rising.

Next, dump out all the electrolyte from the battery, and refill it with fresh electrolyte, which is obtainable from storage battery suppliers. Have the supplier adjust the specific gravity to the value specified by the battery manufacturer for the particular battery you are filling. Place the storage battery back in service.

Do not allow the plates of a battery to dry out. They will be permanently damaged.

Keep the battery terminals clean and the terminal connections tight. Remember that lead is a soft metal and over-tightening the connections will distort the terminals, leading to eventual poor connections and the possibility of acid leakage.

Storage batteries should be placed in a cool, dry location if possible. Do not expose them to heat sources unnecessarily. If you use multiple storage batteries in series, be sure they are all exposed to the same temperature. Remember that storage batteries are a chemical system, and raising the temperature of the storage battery increases the speed of the chemical reactions and hastens the aging process.

CONCLUSION

Each generator set will have its own set of maintenance procedures and problems, however the points mentioned here are common to most standby power systems. Careful attention to these items will help you keep your station's standby power plant ready to go whenever its needed.

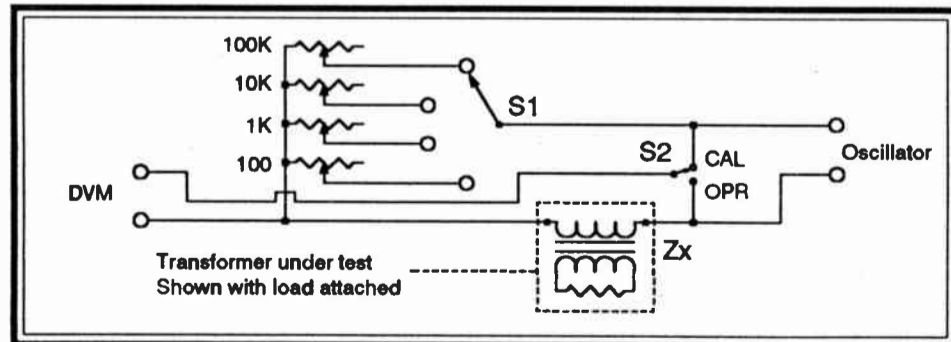
Remember, your emergency power plant may be called on at any time to provide power for your station. Don't leave it to chance - check it out and be sure it really works. One of the nicest sounds you can hear is your well-maintained emergency generator humming merrily away when the power goes down.

Emergency Transformer Impedance Testing

By Howard Enstrom - FM Technology Associates
Mount Dora, Florida
(904) 383-4077

Problem: You're not sure of the winding impedances of a transformer that might be pressed into service. No manual or manufacturer information is on hand, and only common test equipment is available.

Solution: Winding impedances can be measured with fair accuracy using a voltage comparison method. Rig up the circuit shown, using four pots (linear taper) and two switches. Connect to the shop DVM and audio oscillator (set for 1,000 Hz).



Set S1 to the estimated impedance of the transformer winding in question. Alternately, operate S2 between CAL and OPR, while adjusting the selected pot, until equal voltage is read in the CAL and OPR positions. Then determine the value of the selected pot, either by a DC resistance measurement of the pot, or from a calibrated resistance scale. The resistance value will be close to Zx.

Note: The winding impedance is affected, of course, by whatever loads are on other windings. For accuracy, those loads should be connected, using suitable value resistors.

This is a Paid Advertisement

NFR is Noise-Free Radio

About two years ago, I got the wild idea of substituting narrow band frequency modulation for amplitude modulation, on the medium-wave (AM) broadcast band. The experiment worked, but left a lot to be desired. It was not completely compatible with existing AM radios. And, while there was some improvement over AM when the signal was received on a narrow band FM radio, it was still inferior to FM reception.

Next came the idea of combining narrow-band frequency modulation along with amplitude modulation. That was compatible with existing radios. Using a specially designed NFR receiver, it was possible to approach the fidelity and noise reduction qualities of FM broadcast receivers. An experimental low power "transmitter" and NFR receiver have been demonstrated to broadcaster groups, ham radio clubs, and finally to the SBE National Convention in Kansas City in October, 1989.

These demonstrations used a "transmitter" with the amplitude modulation limited to 90% on both the positive and negative peaks, and FM deviation limited to +/- 3 kHz. For an NFR receiver, we used an AM tuner that was modified by retuning the IF transformers from 455 kHz to 428 kHz. This 428 kHz signal, with 3 kHz deviation, was then processed through a series of frequency multipliers where the signal was multiplied 25 times. This resulted in a new IF signal of 10.7 MHz with a deviation of 75 kHz. This signal was then injected into the IF channel of a standard FM broadcast receiver for demodulation.

Sound too good to be true? It did sound good, but there was some cross-talk between the FM and AM signals. To reduce the cross-talk, it was necessary to limit the FM deviation to about 2 kHz. That led me to what may be the final improvement.

The "new" model under construction has transmitter deviation of only 1 kHz, which will be multiplied 75 times in the receiver IF. This is accomplished by multiplying the 455 kHz IF signal 75 times to 34.125 MHz, heterodyning that signal with a crystal oscillator on 23.425 MHz to produce a 10.75 MHz +/- 75 kHz signal to be injected into the IF of the FM broadcast receiver.

On November 16, 1989, the FCC held an open hearing with all seven commissioners present, to discuss the many suggestions being offered to improve the viability of the AM band. I submitted my comments outlining the NFR experiments we have been conducting, and suggesting the FCC look favorably on requests by AM licensees for permission to conduct "on the air" experiments with NFR or other modifications of Standard Broadcast Band transmitters and receivers; modifications that could result in a more effective broadcast service. Authorization for such experiments should require a detailed report of results achieved in the experiment.

On December 10, WQYK, Seffner, Florida submitted a request for permission to conduct NFR tests over a period of 6 months. Other stations, including two 50 kW clear channel stations have expressed an interest in participating in such experiments.

Your comments and suggestions are welcome.

George W. Yazell, PE (retired)
P.O. Box 8086
Lakeland, Florida 33802-8086
(813) 682-2270

RUSSCO'S GOT IT!

Get our catalog!

<p>TELEMOTE 321</p> <p>This tiny phone-remote mixer never needs batteries or AC! Your phoneline gets you on the air for great performance with 2 mic inputs, 1 tape input & pot controlled audio for 3 headsets.</p> <p>Only \$599</p>	<p>STUDIO-MASTER 505S</p> <p>5 channels stereo, 4 built-in preamps, 5th channel accepts 5 inputs on push-buttons, cues any channel with Mod Pots, cue amp & speaker. Great specs, performance & dependability. Mono available too.</p> <p>Only \$2195</p>	<p>MARK V TURNTABLE</p> <p>This solid metal, variable speed adjusts easily 10% & starts Quick for precision play. LED speed readout, heavy aluminum platter with built-in 45, detachable tone arm plate & super performance!</p> <p>Only \$720</p>
---	--	---

TURNABLES, TONE ARMS, PREAMPS, POWER, DIST., & CD AMPS, MIXERS & MORE!

RUSSCO
ELECTRONICS INCORPORATED
5690 E. SHIELDS AVE., FRESNO, CA 93727 • PHONE (209) 291-5591

How to get a \$505 rebate from TFT and meet the FCC STL deadline, at the same time.

Until March 30, 1990 when you trade in **any brand** of non-compliant 950 MHz band aural STL transmitter on the purchase of a new TFT Model 9000 transmitter, you'll get a full \$505

rebate. Which makes your net price only \$2245. And you'll also meet the FCC STL deadline, before the FCC wants to meet you.

CHECK THE SPECS ON OUR NEW 9000 COMPOSITE TRANSMITTER

Frequency Synthesized	944 to 952 MHz
Signal-to-Noise	82 dB
Total Harmonic Distortion	0.05%
Stereo Separation	60 dB
Power Output	7.5 watts
Warranty	2 years
FCC ID	B109000

Our new Model 9000 STL transmitter will give you measurable improvements even with your existing receiver or you can return it within 4 weeks of shipment. Act now. This limited time

\$505 rebate offer ends March 30, 1990. Contact TFT today. 3090 Oakmead Village Drive, P.O. Box 58088, Santa Clara, CA 95052-8088. Or call 800-347-3383.

TFT INC

Sound Quality for 20 Years

Licenses of TFT Models 7700B, 8300 or 8600, need only send us a letter stating model and serial number and certify that the unit was never modified. We will provide you with the appropriate FCC ID tag.

TFT Inc.
3090 Oakmead Village Drive, P.O. Box 58088
Santa Clara, CA 95052-8088
Tel 408-727-7272 FAX 408-727-5942

Equipment For Sale

RF meters, used and tested
Sangamo mica transmitting capaci-
tors, assorted sizes, large variety

Dan's Discount Radio Parts
Cavendish, VT
802-226-7582

CRL FM Processing. SPP-800, SEP-
800, SMP-800, SG-800, and CC-300A.
Excellent condition. \$4500

Top McNally
WMID AM-FM
1825 Murray Ave.
Atlantic City, NJ 08401
609-344-0300

Used radio towers. Fiberglass insula-
tors, lights, tower erection equipment.

James Corlew
P.O. Box 1387
Suffolk, VA 23434
804-539-8365

Pioneer RT-707 1/4-track tape ma-
chine. Like new, used very little. #350
or best offer.

Celwave Model TBC800-2, 900mHz
transmitter combiner. Mint condition,
combines 2 STL transmitters into one
antenna. \$600

Mark Hiner
KRDY-FM
620 Bercut Dr.
Sacramento, CA 95814
916-446-5769

New "Aluma" mobile van towers,
trailer towers, crank-up towers - up to
100 feet. Light, easy to install, special
built towers upon request. Will take
new or good used small power tubes
or Ham gear in on trade. East to ship
by truck to your front door.

McLaren Sales Inc.
W42GG
P.O. Box 2531
951 45th Ave.
Vero Beach, FL 32961
407-567-8224

B&K Model 2125 precision oscillo-
scope. Dual trace 20-mHz, dual time
base, delayed sweep in 18 ranges, X-
Y operation and built-in component
tester for dynamic testing of caps,
diodes, transistors in circuit. Complete
with test probes and instruction
manual. Like new in original box. \$450
or best offer. Will ship COD.

Bill Gentile
KAKN-FM
P.O. Box 0
Mile 2 Alaska Peninsula Hwy.
Naknek, AK 99633
907-246-7492

IGM RAM/NTI Automation System.
Excellent condition.

IGM 48-tray Instacart. Mono, excel-
lent condition.

1) 3-bay Continental type G5CPM
circular polarized FM antenna at 107.1
mHz.

300 foot Windcharger tower. 18"
face, standing.

300 foot Andrew 1-5/8" transmission
line with male connectors at both
ends.

Moseley PCL-303 STL system.
Transmitter, receiver, new crystals at
949.0 mHz.

RCA BTF-10D transmitter. In use
now.

Wegener Satellite receiver with cards
for SMN Country Coast to Coast.

We are up-gradng our facility and
want to move this equipment. Let's
talk.

Jim McBride
KJJC-FM
P.O. Box 464
Osceola, IA 50213
515-342-6536

Orban Optimod 8100A/1. Mint condi-
tion with manual. \$3000

Texar RFC-1 Optlmod #5 card. Mint
condition with manual. \$300

Randall Rocks
KZLS-FM
P.O. Box 1689
Billings, MT 59103
406-248-2681

Fairchild DART-384 15kHz dual audio
card in good working order. We are
selling this as we have two and only
need one. \$650 or make an offer.

Ron Wood or Dick Sehafer
KOWO AM-FM
P.O. Box 505
222 N. State Street
Waseca, MN 56093
507-835-5555

Harris BC-1G AM transmitter. 1000
watts, completely rebuilt and in great
shape. Make an offer - what have you
got to trade? Will be available within
the first quarter.

Gene Kirchner
WRDN
Box 208
200 3rd Ave. N.
Durand, WI 54736
715-672-8989

TRANSCOM CORP.

Fine used AM & FM Transmitters
and also New Equipment

For the best deals on Celwave products
Andrew cable,
Shively & Comark antennas.

1980	CCA FM-28,500	28.5 kW FM
1980	Harris FM-20K	20 kW FM
1976	RCA BTF-20E1	20 kW FM
1978	Collins 828E1	5 kW AM
1984	McMartin 3.5K	3.5kW FM
1976	CCA AM-50,000D	50 kW AM
1974	RCA BTA-5L	5kW AM
1972	Harris BC10-H	10Kw AM

201 Old York Rd.
York Plaza Suite 207
Jenkintown, PA 19046
215-884-0888

Telex No. 910-240-3856 (TRANSCOM CORP. UQ)
Fax No.. 215-884-0738

Wegener Model 1601 satellite receive
gear. Complete set-up for SMN Pure
Gold format. Best offer.

Charles H. Dozier
KKUL-FM
2401 Montana Ave.
P.O. Box 3595
Billings, MT 59101
406-245-2000

2) Sony PCM-F1 digital audio proces-
sors with power supplies. Ideal
processors for 23 GHz STL systems.
Mint condition. \$800 each.

Paul Christensen
WIVY-FM
3101 University South
Suite 200
Jacksonville, FL 32216
904-721-9111

Technics SP-25 quartz direct drive
turntable with S-220 tone arm, Stanton
A-600 cartridge with D6071A stylus.

Primus P/93S stereo dual mono
turntable pre-amp and Pro-Base.
Equipment is used, but cannot be
told from new. Used only 12 hours,
under plastic wrap since new. Best
cash offer.

WM H. Gustafson
WLPE
Box 12155
401 Milledge Rd.
Augusta, GA 30914
404-733-8201

SMC Model 452 (series 800) stereo
carousel playback. Asking \$2,500.

Mr. Danny Klaysmat
WKKQ Inc.
P.O. Box 1060
West Townline Rd.
Hibbing, MN 55746
218-262-4545

RCA BTA-1M AM transmitter. 1000/
500 watts. \$2500

Bendix weather radar, complete from
aircraft. \$1500

Fairchild Model 667B reverb. \$100
Metron Modulation monitor (model
#506-B1). \$100

Clark Rathiffe
WADE
#1 Radio St.
Wadesboro, NC 28170
704-694-2175

Harris FMXL-2E Signal Star low
power circularly polarized FM antenna.
1-1/2 years old, being replaced due to
frequency change. Excellent condi-
tion, tuned to 101.1 mHz. Mounting
brackets NOT included. Best offer by
2/28/90 buys it.

Dave Winegardner
KBTN
Box K
Neosho, MO 64850
417-451-1420

Digimax D-1200 9-digit frequency counter. Brand new, never used, with manual. \$299.95 plus UPS collect.

Wayne Kerr RF bridge. 15kHz to 5mHz. As is. \$50 plus UPS collect.

Precision/Paco E-200-C RF signal marking generator. Good condition with manual. \$75 plus UPS collect.

Broadcast Electronics AM-400 compressor limiter. Working when removed, with manual. \$225 plus UPS collect.

Wilkinson LCG-1 Limiter/AGC unit. Working when removed, with manual. \$225 plus UPS collect.

Akai 4000D reel to reel tape recorder. Stereo 3-3/4 & 7-1/2, works, no manual. \$75 plus UPS collect.

United Transformer power supply chokes. 1)CG-104 and 2)CG-44. Values unknown, unused, new. \$150 for all plus UPS collect

Ohmite, Memcor, IRC. High wattage resistors, vitreous enameled, slide adjustment. 6-3/4 inches long, various wattages, current ratings and resistances. 300 total pieces. Make an offer.

Ampex 6-input mike mixer. \$150 plus UPS collect.

Shure Model SR101 (series 2) audio console. 8-input as is. \$150 plus UPS collect.

Lloyd Spivey

WLLS AM-FM

Splinks Shopping Center

Highway 231 South

Hartford, KY 42347

502-298-3268

Collins 831G transmitter. 20kW, 90% complete but could use new cabinets. Dinged up in shipping. Low time, needs new LPF and some other parts. As is \$11,000.

Mike VandeVort

Route 3 Box 214

Pella, IA 50219

515-628-1724

Jampro JSCP-4 antenna tuned to 102.1 mHz. \$500 you pay shipping.

3) 85-foot reels of Andrew LDF-50A 7/8" (new). \$200 each of \$500 for all, you pay shipping.

Dick Warren

KGMG AM-FM

P.O. Box K

Oceanside, CA 92056

619-560-5464

Background Music System Includes:

6) Tape-Athon 702-10 tape decks

1) Tape-Athon 900 record/play deck

1) Channel Caster controller with amp

1) Custom pause controller

1) Custom finish, 3-rack cabinet

30) Reels of misc. music

Lots of spare parts

Working when removed from service. \$1000 FOB Milwaukee.

Dave or Chuck Janzer

Associates Technical Services Inc.

10010 W. Schlinger Ave.

Milwaukee, WI 53214

414-476-4200

CRL AM Limiters. APP-400, PMC-300A, SEP-400B, SPF-300. NRSC compliant, very good condition, in service 2-1/2 years. \$2500

Michael Tracy

KOAO

P.O. Box 1263

Scottsbluff, NE 69363

308-635-2690

RCA BTF-20E new & used spare parts.

Engineering Dept.

MSE Ltd.

941 Lobella Ave.

Reading, PA 19605

215-921-0477

IGM 12-tray Instacart. As is. \$1200

Shafer 903 Automation system Includes:

3) Reel to reel decks

3) Carousels

2) Printers

1) Remote control

3) Racks

Encoded logging

Extra source cards

Every Option

\$6800 or best offer

ITC RP cart recorder with tones. \$850

ITC WP cart player, mono. \$500

Eumlg FL-1000 microprocessor cassette deck. \$450

Shafer 903 "brain" and power supply. \$3500

Shafer 8000 Computer Automation Includes:

1) CRT terminal

2) Printers

4) New Tascam 32 reel decks

2) SMC Carousel decks

Encoded logging

All Options

Complete extra brain, 4 racks.

Complete system for \$5800

(Extra Carousels available for \$500 each)

Otarl 5050B reel recorder. Super clean, low hours. \$1650

SMC 721 dual cart player. \$350

Harris MS-15 exciter. Includes 100 RF amp. \$2500

TTC FM-300J solid state transmitter with exciter. Brand new. \$7500 or best offer.

Ampex 440 stereo reel playback deck with Shafer stereo electronics. \$200

SMC Carousel 250. Factory reconditioned, less than one hour since reconditioning, looks like new. \$750

103 - AM & FM Transmitters

We Have

All Powers
All Manufacturers
All In Stock
All Spares
All Instruction Books
All Complete

Besco Internacional
5946 Club Oaks Drive
Dallas, TX 75248

Contact Robert Malany

Phone (214) 630-3600
Fax (214) 226-9416

World Leader in AM & FM Transmitters

Gary Gaskey

KWHO-FM

P.O. Box 158

Weed, CA 96094

916-938-3828

Wilkinson AM-1000 transmitter. 1300 kHz, currently in service. \$2000

Texar AM audio processor. \$250

Bill Hearst

WWCH

725 Wood St.

Clarion, PA 16214

814-226-9310

Nems-Clarke 6-tower phase meter (pre-acceptance). Never used, in original box with original manual. \$250

Gates/ERI 3-bay FM antenna (CP) on 95.9 mHz with de-icers. Model #FM39CP. \$3500

Andrew phase monitor. One of the first made. As collector item. \$150

Antenna Specialists 7-element yagi on 450.950 mHz. \$75

Frederick R. Vobbe D.E.

Great Northern Broadcast Company

P.O. Box 5031

Lima, OH 45802

419-228-4199

5) **Scully 270** stereo 15" reel reproducers. \$500 each.

2) **Sparta AS-30** 5-channel stereo consoles. \$350 each.

1) **Sparta AS-30** 5-channel mono console. \$250

1) **Sparta 4510** mono cart player. \$250

1) **Ampex 601** record electronics. \$50

1) **RCA attenuator panel.** \$50

1) **Harris AM processor** model #994-7059-002. \$200

2) **Sparta 800 RP** cart record/play. \$200 each.

1) **Sparta 400RP** cart record/play. \$150

1) **Sparta 800CP.** \$100

2) **McCarta/IGM** cart record/play with sec. tone. \$125 each.

1) **Revox A77** record/play with remote control. \$500

1) **CBS Net Alert** decoder III. \$250

1) **Shively 6813** 4-bay CP antenna on 101.7 mHz. Offer.

1) **SMC Carousel** cart machine. \$400

1) **Russco distribution amp** (2x8) new. \$225

1) **Martl remote control** system. \$500

1) **Moseley TFL-280** limiter. \$250

2) **Ampex record electronics.** \$150 each.

4) **Spotmaster** cart players (2 for parts). \$200 for all.

1) **Electro-sound full-track** reel recorder in rollaround cabinet. \$700

Wang 2200 Computer Mainframe Includes:

3) terminals

2) modems

2) printers

For traffic and accounting system.

Phil Moore

KXFX

1410 Neotomas Ave.

Santa Rosa, CA 95405

707-523-1369

Orban Optlmod 8100A (s/n 1408910). Used less than one year. Pristine with all accessories. \$4000 firm.

S. Schweiger
WLXO-FM
146 Worcester Center
Worcester, MA 01608
508-752-1045

Phasemaster Model T-7500 rotary phase converter. Input single-phase 230 volts. Output 3-phase 230 volts. One year old. \$3000 FOB.

Marvin Sommerville C.E.
KLAD
1020 Pine St.
Klamath Falls, OR 97601
503-882-8833

Harris 9003 Automation Includes:

3) Instacarts
2-5) Revox PR-99 reel decks
Orban stereo synthesizer
Double disk drives
Control & production terminals
Log printer
3) Harris racks
Option to buy 2) ITC triple decks

Just removed from service, ready to ship. 100% working condition. Make offer.

Nell T. Schwantz
WXYT-AM/WVAE-FM
15600 West 12 mile Rd.
P.O. Box 905
Southfield, MI 48037
313-569-8000

Autogram drawer type diode circuit double Carousel random control for two RAS Carousels. \$150

Hallikainen TXA-161 time announce control. \$100

SMC double play mono cart deck. Little use, good condition. \$400

Potomac/RCA WX-2D field strength meter with book. New batteries, good condition. \$500

Moseley SCG-8 and SCD-8. Like new, both for \$1500.

Dorrrough DAP-310 AM processor. Complete, working when removed. \$245

Austin ring lighting transformer. 30 years old, not used, new in crate. \$400

Mountain Media
P.O. Box 1826
Boise, ID 83701
208-344-0947

Pacific Recorders and Electronics
BMX II Includes:

2) Mic input modules
8) line input modules
1) remote line selector panel
Stereo audition and program line amplifiers
1) Telco/mono mix module with meter

TD-2 digital time of day clock
DT-4 digital "up" counter with remote panel
Control room monitor module
Power supply
Spare parts kit, crimp tool/connector kit, and complete manual.

Also includes the following remote control interfaces:

- 1) CI-2 for ITC premium cart machine
- 1) CI-2A for up to 3 ITC Delta/99B series cart machines
- 1) TT-3 turntable interface
- 1) WL-2 warning light relay interface
- 1) TI-2 tape interface

Studio Accessories Include:

Gentner SPH-3 telephone hybrid
Custom monitor speaker fuse panel
Crown D-75 monitor amplifier
2) Electro-voice RE-20 mikes
2) Electro-voice 309 shock mounts
2) White lights microphone arms with risers
2) ATI P-100 stereo turntable pre-amps
ITC Delta I stereo cart machine
2) Electro-voice Sentry 100A studio monitor speakers
Six-foot equipment rack
ATI DA-208 audio distribution amplifier
ADC Pro-Patch T-R-S patch panel (2 rows X 24 jacks)

Other Items Include:

Custom oak studio furniture with recessed turntable cut-outs for Technics SP-15 turntables/SH-15 B1 turntable bases and custom oak copy stand.

Otari RK2B rack mount for Otari MC5050BII reel deck

Various AC outlet strips
Various filler rack panels

Wegner satellite receiver and dish/LNB system for Satellite Music Network Pure Gold format (can be re-tuned for other formats and dish may be re-located as well).

It should be noted that this studio is completely wired for use and can be disassembled, removed and reassembled with minimal time and effort. Studio wiring is fully numbered and documented. All wiring (audio, remote, AC, etc.) remains in place and was done "first rate" including heat-shrink wire numbering and the like. All audio and remote connectors remain in place. This studio was custom constructed in Colchester, Vermont, and NOT by console manufacturer.

Howard M. Ginsberg
WXXX-FM
45 Roosevelt Highway
Colchester, VT 05446
802-655-9530

Wegner Model 1602 sub-carrier receiver frame with model 1619 card for CNN 6.3 MHz sub-carrier and FM modulator card for cable system transmission. \$500 for entire package.
Harris Model 5115 Delta Gain 3-meter dish with sub-reflector assembly and fixed mount. \$800

George Schank
KXYZ
P.O. Box 87190
Houston, TX 72287
713-472-2500

Gates Model BC-1F AM broadcast transmitter tuned to 1380 kHz. Needs new tubes but works on those included. Buyer to move. Best offer considered.

L.W. "Bubba" Reding
KBOP
215 N. Main St.
Pleasanton, TX 78064
512-569-2194

Pioneer RT-7070 reel to reel record/play machine. Works. \$150
Gates "Producer" board. 4-channel mono, solid state, it works. \$200

IGM 700 Automation Equipment
Includes:

Monitor control
Audio chassis
Network switcher
Programmer
Automatic logger with thumbwheel cart encoding electronics
Rack-mount accessories, all manuals, cables, as-is. It worked prior to disassemble and storage. \$300 for all.

Maynard R. Meyer
KLQP-FM
Madison, MN
612-598-7301

Moseley SCG-8 subcarrier generator. 92 kHz, in use about 6 months, newly new. Best offer or will trade for ITC-750 deck and some cash.

Kurt Browall
KTRZ-FM
P.O. Box 808
1002 N. 8th West
Riverton, WY 82501
307-856-2922

Used Equipment:

- 2) Sparta DCU 25Hz & CSU
- 1) Gates ADC control center
- 1) Gates ACC-2 power supply
- 2) Ampex 440 with mono elt./heads
- 1) BE Spotmaster mono
- 1) Ampex 350 mechanics
- 1) Sparta Time Machine
- 1) Ampex 440C with servo
- 1) Advent noise reduction NR100
- 1) Record elt. Ampex 4020257-25
- 1) 440 elt. 260-03

RF Parts:

- 2) Phasor for 550kHz, 2-tower
- 1) 10kV vacuum cap VCSXF 1200
- 1) 5kV vacuum cap CVCD 1000pF
- Mica caps - .0012/20kV, .002/10kV, .0003/20kV, .004/8kV

Several RF ammeters including TCA-5/10

- 1) Current transformer TCT-3
 - 3) Used but good 8438/4-400A tubes
- Various large air variable caps

Tower Stuff:

12" face tower sections
Many tower guy wire insulators
Approx. 300' 1/2" Heliac
1) Staked Yagi for 170 mHz
1) Crouse Hindes dual beacon
1) Roll radial wire
7-strand guy wire - lots of it
1) Time Star sign light controller - still in box (9400-2)
2) Wide sign lights (F400-D)
1) Onan K5000 generator - barely used

Tom Tidwell

WAYR
2500 Russell Road C-209
Green Cove Springs, FL 32043
904-272-1111

BE cart machines:

- 1) Model 2100 RPS stereo record/playback. \$1750
- 3) Model 2100 PS stereo playback. \$1050

1) Model 3200 RP/DL mono record/playback with delay. \$1750
Each is in perfect condition with less than 25 hours playing time. As close to new as you can get without paying full price. Manuals available. Make offer on two or more machines.

Also have one Audlometrics 8X2 stereo distribution amplifier with individual channel gain controls. New, never used, with manual. \$250

Gary Jones

Southwest Mediacast Inc.
P.O. Box 229
Uvalde, TX 78802
512-278-1545 or 512-367-4587

Audio Processing Equipment:

Orban XT2 6-band limiter accessory for use with 8100A/1. With book, new condition, factory carton. \$1700
Koss digital delay/reverb effects system. Rack mount, as new. \$300
Eventide FL201 Instant Flanger effects system. As new, with book. \$400
Sansui QSE-5/QSE-1E 4-channel encoder/decoder system. Rack mount, configured for broadcast and recording, with impedance match box and manuals. \$700 for complete system.
Dolby 334A/FM stereo audio processor with Type 66FM peak limiter module. With manual. \$800
Harris MSP-90 AGC. Stereo, with manuals. \$1000

Antennas and Feedlines:

ERI/Continental G4CPH/37CP-5 high power circular polarized 5-bay antenna. Optimized for leg mounting or side mount with brackets listed below. Includes manual, now on 106.5 mHz. \$4000

Continued on Page 24

Set ERI stainless steel custom mounting brackets for above antenna on large angle member self supporting tower. Make offer.

Jampro LA8A, 8-bay antenna. 8.39 power gain, 28kW maximum input, on 106.5 MHz. With four spare feedthroughs, factory manual. \$500

Remote Pickup and Two-Way:

McMartin TBM-100R dual channel VHF highband rack mount receiver. Very good condition, with book. \$600

Motorola "Expo" 2 channel micro-HT. VHF/high with desktop charger. \$200

2) Motorola "Maxar" single channel transceiver. 10-watt VHF/high. \$200 each.

Audio Tape Recorders:

2) Scully 280-2 stereo recorders. 7.5-15 ips, auto lifters, late model. Includes new spares, manual, one remote control panel. In Ruslang rollaround cabinets with overbridge. \$1500 each.

4) Scully 270-2 stereo playbacks. 7.5-15 ips reversing. Late model, factory manual. \$3000 for all.

Ampex AG350-2 stereo recorder. 7.5-15 ips, with book. \$1250

Ampex AG-440B electronics chassis. Less plug-in cards, blemished. \$100

Telex 4-channel slow speed logger system consisting of two decks, four electronics channels, change over panel. Current model. \$2000

Viking "Studio 96" 10-1/2" stereo recorder. 7.5-3.75 ips, factory manual, very good condition. \$750

Tape-A-Thon "Programmer III" continuous music playback system. Four 10-1/2" playback decks, master and sub-controllers, clock, line & morfitor amps in attractive self-contained 7' locking rack. Typically employed in SCA and background music applications. Unused, current model. \$5000

Audio Consoles:

Harris/Gates Diplomat. 10-pot, dual channel mixer. \$1500

Collins 212V-1. 8-pot dual channel mixer. Similar to Autogram IC-10. With manual. \$1500

RCA BC7A. 10-pot stereo mixer in custom walnut formica console with engraved remote panel. Includes extras and manual. \$1750

STL Equipment:

Moseley PCL-505/C composite stereo STL system. Factory updated, 947.5 MHz. Very good condition with manuals. \$4000

Anixter-Mark dipole assembly/support members for P-9120GM 10' dish or custom system. As new. \$200

E.R. Stolz

KWOD Radio

1425 River Park Dr.

Sacramento, CA 95815

916-929-5000

Fax 916-929-5781

Equipment Wanted

Wanted: Orban 8000As and 8100s.

ITC Cart decks of all types.

Hall Electronics

John Hall

1712 Alled Street

Charlottesville, VA 22901

804-977-1100

Wanted: Dead or alive. Pultec EQs; Fairchild & Teletronix limiters; Neumann, Telefunken, AKG, RCA, and Scheps microphones. Tube Macintosh or Marantz amps and pre-amps. Sontec, ITI, and Lang EQs. Neve or API equipment. Boxes of old tubes. UREI, Orban, United audio, dBx, and other outboard gear. Ampex ATR-102 or 104. Parts for MCI JH-110/114 recorders. Altec 604s/crossovers/Tannoy speakers. JBL 2231; Altec 288-H driver; misc. equipment of all types.

Please call Dan Alexander

2944 San Pablo Ave.

Berkley, CA 94702

415-644-2363

Fax 415-644-1848

Wanted: 5-tower, 1kW phasor cabinet with tuning components. Any frequency OK, good condition, no junk please.

Tom McGinley

WPCG

6301 Ivy Lane

Suite 800

Greenbelt, MD 20770

301-441-3500

Wanted: Bearing supplier for Beau cart motors as used in Gates/ATC Criterion

Supplement chart for PACO T-60 tube tester or test settings of same for 807 tube (it has the socket).

Correct rectifier tube type for Weston model 777 Type 7A series tube-checker. This one has an octal socket with a 5Y3, but is too generous on emission readings. Older models used 4-pin type 01-A.

S. Marshall

WDME

P.O. Box 357

Gulford Road

Dover-Foxcroft, ME 04426

207-876-4120

FM BROADCASTERS!!

We can meet all your FM transmitter needs!!



SOLID STATE - LOW POWER

Amplifiers and transmitters are available at the popular levels of 30W, 100W, 300W, 500W, and 1KW. All units are solid state, broadband, and designed for both local and remote operation.



ONE AND TWO TUBE HIGH POWER

Medium transmitters with broadband solid state drivers and one zero bias grounded grid triode in their PA are available at 1.5KW, 3.5KW, 5.5KW, 7.5KW, and 12KW. Higher power transmitter utilizing two grounded grid triodes (one as a driver) are available at standard outputs of 15KW, 22KW, 25KW, 30KW, 40KW, and 50KW.



Energy-Onix

752 Warren Street Hudson, New York 12534

(518) 828-1690 FAX (518) 828-8476

A Wise Enterprise

Wanted: Have TE-3 exciter, need 300-1000W amp for upgrade on auxiliary facility on 93.1 MHz. Need type accepted working order, fairly cheap unit (tube or solid state).

Wanted: 3-port coaxial patch panel. 3-1/8" with U-link, reasonable, cost-effective economical.

Kurt Browall

KTRZ-FM

P.O. Box 808

1002 N. 8th West

Riverton, WY 82501

307-856-2922

Wanted: IGM Go-Cart 24s.

Gary Gaskey

KWHO-FM

P.O. Box 158

Weed, CA 96094

916-938-3828

Wanted: 75-100 foot self supported tower. Medium capacity, must meet RS-222-D standards for 90 mph. 20 sq. ft. wind loading.

Wanted: 200-1000 watt FM RF amplifier in good condition for use on emergency backup transmitter.

WXPR Public Radio

Attn: Elmer A. Goetsch

303 W. Prospect St.

Rhineland, WI 54501

715-362-6000

Wanted: IGM/SMC or other brand Model 250/350 or Go-Cart. Have Nems-Clarke phase meter, Gates/ERI 3-bay antenna, Andrew phase monitor, Antenna Specialists yagi for possible trade. Will pick up and deliver within reasonable area.

Wanted: FM or AM/FM combo in NW Ohio or SE Michigan. Confidential and serious replies only! No Phone calls.

Frederick R. Vobbe D.E.

Great Northern Broadcast Co.

P.O. Box 5031

Lima, Ohio 45802

419-228-4199

Wanted: Satellite receiver for Mutual/Westwood One programs

Bill Hearst

WWCH

725 Wood Street

Clarion, PA 16214

814-226-9310

Wanted: New Class-A is seeking everything from tower to microphone. Transmitter, antenna, console, cart machine, etc.

Contact N. Norris

WOWE

436 S. Saginaw St.

Suite 100

Filint, MI 48502

313-234-4335

Equipment Guide
Works For You

Broadcast and Media Related Computer Bulletin Boards

Second opinion BBS

24-hours
300/1200/2400/9600 baud - 8/N/1
SBE Chapter 28 news and files
414-771-3032

The Communications Exchange

24-hours
300/1200/2400/9600 baud
SBE Chapter 24 news and files
608-274-7776

Allied/RW Broadcast BBS

300/1200/2400/ baud - 8/N/1
Basic programs and ASCII files
317-935-0531

AV-Sync

24-hours
1200/2400/9600 baud - 8/N/1
Broadcast, recording, engineering files
404-320-6202

Broadcasting Computer Database

24-hours
300/1200/2400/9600
19,200 Baud Hayes/HST
Broadcast, Engineering, Ham radio,
MediaNET, On line database
713-937-9097

Network Communication System Bdcst

BBS
300/1200 baud
Technical tips and schematic graphics
601-373-0160

Flamethrower Broadcast Resource Center

24-hours
300/1200/2400/ baud - 8/N/1
Broadcast engineering and Ham radio
804-730-1291

ICEWEB

24-hours
300/1200 baud
CATV and engineering files and msg. base
608-274-8601

Broadcasters BBS

24-hours
1200/2400 baud
Broadcast and media files and msg. base
804-973-8235

Western Washington Frequency Coordination

24-hours
300/1200/2400 baud
WWFCC coordination pgm. and data files
206-443-6170

Broadcasters Link

24-hours
Announcer/programming orientation
919-739-6150

SBE Chapter 22 (Central New York)

24-hours
300/1200/2400 baud
315-457-5070

Software Link BBS

24-hours
804-397-9263

Ambersoft

24-hours
300/1200/2400 baud
Engineering and programming
219-256-2255

KTOL Radio Point

24-hours
300/1200/2400 baud
206-459-4689

The Rock Board

24-hours
300/1200 baud
Music orientation
201-857-8880

Olympia Broadcasting Networks

24-hours
1200/2400 baud - 8/N/1
Fro Olympia affiliates
314-361-6688

DFW Frequency Coordination

24-hours
300/1200/2400/9600 HST
SBE Chapter 67 frequency coordination
and general broadcast engineering
214-647-0670

Colorado Broadcasters

24-hours
Denver SBE Chapter materials and
Colorado frequency coordination
303-341-0129

Northern California FCC

24-hours
300/1200/2400 baud
San Francisco area frequency coordination
FidoNet 1:125/777
415-391-2657

Broadcasters BBS

24-hours
300/1200/2400 baud
Wide ranging broadcast topics
602-934-4999

Trillion

24-hours
300/1200/2400 baud
Broadcast engineering topics
616-530-0821

Videopro

24-hours
300/1200/2400 baud
Production concerns
703-455-1873

Chapter 75 SBE

24-hours
300/1200/2400 baud
Little Rock Chapter
501-753-6536

Visions Infoline

General media
201-769-1779

Gannett HelpScreen

USA Today
201-525-3982

Rock and Roll Party

Broadcasters
404-982-0960

Broadcasters Forum

Broadcast info
602-395-9978

So. California Media Line

Broadcast
619-454-1629

Programmers Retreat

209-526-9987

Broadcasters BBS

602-872-9148

Colorado Springs Broadcast BBS

New BBS on line
719-471-9600

Black Hole BBS

9600 Baud (HST)
419-228-7236
Fidonet 1:234/16
Amateur radio, Radio & TV engineering.

Call Radio Guide at
(507) 280-9668
Place Your Board Here

Contract Engineers

Tom Becker
Miami, Florida
305-775-1351

Peter C.L. Boyce
Midamerica Electronics Svc.
New Albany, Indiana
812-945-1209

James Boyd
Boyd Broadcast Tech. Svc.
Tualatin, Oregon
503-692-6074

Mike Brown
Portland, Oregon
503-245-4889

Lee Freshwater
Blue Ridge Consultants
Flat Rock, North Carolina
704-693-1642

Chuck Gennaro
Wisconsin Rapids, Wisconsin
715-423-6763

Kirk Harnack
Memphis, Tennessee
901-278-1306

Richard A. Hyatt
Maine Engineering Assoc.
Gardiner, Maine
207-582-4192

John Morton
Durango, Colorado
303-247-8734

Don Musell
Broadcast Engineering Svc.
Mouth of Wilson, Virginia
703-579-4461

Mark Pallock
Marandee Broadcast Eng.
Chatsworth, California
818-882-9475

Ransom Y. Place III
Westport, Massachusetts
508-673-6831

John Ramsey
West Hartford, Connecticut
203-243-4703

Lee Soroca
Soroca Electronics
Syracuse, New York
315-446-6106

Tom Toenjes
Signal Specialists
St. Marys, Kansas
913-437-6549

Dave Wrenn
Aiken, South Carolina
803-649-1663

Brad Johnson
Central California
209-526-6277

Scott Dean
Dean Engineering
Fresno, California
209-434-2358

Gary Smith
Advanced Technical Svc.
Abilene, Texas
915-672-5149

James A. Chase
Electro-Labs
Angola, Indiana
219-665-6427

Gary Reardon
Ware, Massachusetts
413-967-6156

James Droege
Electronic Engineering Svc.
Beatrice, Nebraska
402-228-0780

Michelle Hunt
Denver, Colorado
303-469-1293

Tim Pozar
Broadcast Engineering Cons.
San Francisco, California
415-695-7727

Mark Bohach
Columbus, Ohio
614-385-7583

Bob Ladd
Bellevue, Ohio
419-483-2511

Dave Hebert
Pasco, Washington
509-545-9672

Dave Biondi
The Radio Service Company
Houston, Texas
800-444-2301

Bud Stuart
STURADCO
Susanville, California
916-257-7820

Ronald J. Dot'o Sr.
Salem, Oregon
503-378-7024

John L. Nix
Tower & ground systems
Salem, Oregon
800-321-4056

Steve Agnew
Broadcast Technical Svc.
Lincoln, Nebraska
402-475-8920

Marsh Johnson Sr.
Broadcast Operational Sys.
Albany, Oregon
503-928-8318

Carl Sampieri
Sampieri Engineering
Huntsville, Alabama
205-830-8300

Don Roden
Roden Engineering
Huntsville, Alabama
205-533-3676

Don Haworth
Haworth Engineering
Fargo, North Dakota
701-237-5346

Jim Taylor
Jim Taylor Engineering Svc.
Augusta, Georgia
404-738-2911

Mike Tosch
Interstellar Broadcast Eng.
San Diego, California
619-576-8239

Jeff Twilley
Ocean City, Maryland
301-289-4545

Howard M. Ginsberg
Communications Eng. Inc.
Essex Junction, Vermont
802-878-8796

Donald Frank White
Roanoke Rapids, No. Carolina
919-535-2599

Adam Perry
S&B Communications Inc.
Buffalo, New York
716-832-7090

Thomas C. Taylor
Total Communications Tech.
Old Fort, North Carolina
704-668-7977

Roger Cucci
Techworks
Milford, Connecticut
203-878-3196

Harold Snure
Calvmet Business Comm.
Merrillville, Indiana
219-769-4044

Continued on Page 26

Dwayne Burlison & Assoc.
Houston, Texas
713-890-6565

Rick Cruz
Mount Vernon, Ohio
614-397-6440

Mark Persons
M.W. Persons & Associates
Brainerd, Minnesota
218-829-1326

Hal Ross
Air Com Communications
Greenville, Pennsylvania
412-588-8999

Russell Hines
Cincinnati, Ohio
513-721-7625

Jim Zastrow
Zastrow Technical Service
Mosinee, Wisconsin
715-693-4299

Steve Holderby
Bemsco Inc.
Enid, Oklahoma
405-242-7605

ACM Communications
Napa, California
707-257-6000

R. Michael King
Circuit Doctors
Frisco, Colorado
303-668-3167

Joe Bellis
RMF Associates
Cape Girardeau, Missouri
314-651-4272

Brian Walker
Olympia, Washington
206-438-2390

Jay Brentlinger
Broadcast Engineering Inc.
Phoenix, Arizona
602-867-0181

Ken Bartz
Bartz Engineering Services
Fargo, North Dakota
701-237-3006

Greg Blanchard
Avila Engineering
San Luis Obispo, California
805-473-2396

J. Boyd Ingram
J. Boyd Ingram & Associates
Batesville, Mississippi
601-563-4664

Troy D. Spencer
Bassett, Virginia
703-629-1161

Tom Oja
ACM Communications
Napa, California
707-257-6000
800-354-8600 (CA only)

Tom Lange
TECS Electronics
Kohler, Wisconsin
414-458-1816

Lamarr Ritchie
Lamarco Inc.
Hazard, Kentucky
606-476-8438

Steve Weber Jr.
Fresno, California
209-276-1249

John Simmons
Simmons Communications
Columbus, Georgia
404-596-0265

Jim Slawson
Broadcast Engineering
Swainsboro, Georgia
912-237-2011

Bill Bowin
Bowin Engineering Services
Galion, Ohio
419-468-1771

Steve Gordoni
Wheeling, Illinois
312-870-1463

Chris Scott & Associates
Bowling Green, Kentucky
502-781-1232

Michael G. McCarthy
McCarthy Radio Engineering
Mount Prospect, Illinois
708-640-8965

J.R. Galbreath
Broadcast Technical Services
Colorado City, Texas
915-728-8076

Jim Stanford
New Orleans, Louisiana
504-822-1945

Al Martin
Segue Services Inc.
Merrifield, Minnesota
218-765-3333

Jim Stitt & Associates
Cincinnati, Ohio
513-621-9292

Troy Langham
Tulsa, Oklahoma
918-587-0941

H. Scott Blake
Wilson's Peak Eng.
Mount Wilson, California
805-273-7717

Bill Spitzer
WLS Communications
Rapid City, South Dakota
605-343-6986

Chris R. Holt
San Jose, California
408-985-9459

Bob Biermann
Tacocca, Georgia
404-886-4727
404-886-1912

T. Michael Ezell
Audiotronics Tech Service
Dothan, Alabama
205-793-6519

Dick Warren
Warren Engineering
San Diego, California
619-279-0759

Joe DeRosa &
Frank Bolognino
Brooklyn, New York
718-764-9698

Frank Baker
Towers & Ground Systems
503-775-3366

Paul Easter
D&E Broadcast Services
Corpus Christi, Texas
512-994-0659

Bill Sutton
Bill's RF Engineering
Bamberg, South Carolina
803-245-4902

Mark Sadacca
San Bernadino, California
714-882-2575

Gary Brown
Broadcast Allocations
Nashville, Tennessee
615-662-1526

David Sanford
St. George, Utah
801-628-3075

Sam Garfield
Raleigh, North Carolina
919-870-1289

Joseph Papp
Charleston, South Carolina
803-884-8513

James Parkinson
Siloam Springs, Arkansas
501-248-1108

Joe Furjanic
Furjanic Communications
Monongahela, Pennsylvania
412-379-8311

Ronald J. Meyer
Meyer Communications
Winterhaven, Florida
813-293-9646

Ken Ruhland
Central Bdcst. Eng. Group
West Edmeston, New York
607-847-8244

Griffen E. Dameron
Charleston, South Carolina
803-767-1669

Frank Hertel
Newman-Keys Freq. Meas.
Evansville, Indiana
812-963-3294

Dr. Smokey King
Amarillo, Texas
806-335-1954

Bob Schneider
Broadcast Technical Services
Lubbock, Texas
806-798-2601

Walt Gradski
Marionics Inc.
Toms River, New Jersey
201-240-3119

Phillip Robillard
Robillard Communications
Haynesville, Louisiana
318-624-0105

Larry Fiebig
Cincinnati, Ohio
513-742-3600

Peter Stohrer
Concord, New Hampshire
603-225-5153

Jim Trapani
JT Communications
Ocala, Florida
904-236-0744

Jim Stoneback
Mid-Atlantic states - AM only
703-671-1037

Mark W. Crom
Broadcast Technical Svc.
Pequot Lakes, Minnesota
218-568-5369

Bill Major
Rio Rancho, New Mexico
505-891-0719

Jeff Baker
Technical/Design Service
Fairport, New York
716-258-3380

Mike Loos
Quad City Broadcast Svc.
Blue Grass, Iowa
319-381-2590

Tommy Gray
Broadcast Service Co.
Jonesboro, Louisiana
318-259-8835

Peter Martin
Technical Services
Rupert, Vermont
802-394-7858

Don Cook
Devon Broadcasting
Odessa, Texas
915-362-8300

Phil Wells
Giant Step Enterprises
Facility wiring/reworking
Southern California
619-565-8103

Tom Rusk
T&M Enterprises
Little Rock, Arkansas
501-375-1440

Gorman Broadcast Cons.
Pinellas Park, Florida
813-546-6996

Jack Parker
Independence, Kentucky
606-371-2231

Clifford L. Bryson
Zelienople, Pennsylvania
412-776-5204

Chuck Condron
Condron Broadcast Eng.
Salt Lake City, Utah
801-580-3025

Dennis Silver, PE
West Valley, Utah
801-973-7759

Douglas White
White & Associates
Saginaw, Michigan
517-793-9994

Tim McCartney
Bemidji, Minnesota
218-751-1680

Burt Rickenbacker
Holly Hill, S. Carolina
803-496-5291

Richard A. Franklin
Mid-Atlantic Radio Svc.
Blue Bell, Pennsylvania
215-277-7122

David W. Schmidt
Mid-Atlantic Radio Svc.
Wilmington, Delaware
302-323-0338

JJ Largen
The Largen Companies
Radford, Virginia
703-639-4900

Kurt Elsasavage
K&E Engineering
Aberdeen, Maryland
301-272-4667

Robert J. Lankton
Precision Audio & Engineering
Sarasota, Florida
813-377-1488

Eric Chromick
Waynesville, Ohio
513-885-7360

Dennis Wilson
Grand Rapids, Michigan
218-326-9308

Tom Elmore
Vermont Radio Engineering
Proctorsville, Vermont
802-226-7380

Rob Ramseyer
RJ Communications
Albuquerque, New Mexico
505-266-1237

Mike Patton
Patton Circuit Systems
Baton Rouge, Louisiana
504-292-4189

John Almon
5-9 Communications
Franklin, Tennessee
615-664-6427

Kirk Wallace
Fairfield, Illinois
618-842-7785

Glen Dingley
Ottawa, Illinois
815-433-2580

To Have Your Name
Placed Here
Just Call Radio Guide
(507) 280-9668

- or -



Send a Fax to
(507) 280-9143

**This Space Available
for Your Message**


**Reach Over 10,000
Engineers Each Month**

Call Radio Guide at (507) 280-9668

**FCC's Engineering
AM, FM and TV Data Bases**
On floppy (or) 9-track tape

Call today to request a free sample

Communication Data Inc.
6105 E. Arlington Blvd.
Falls Church, VA 22044
703-534-0034

 (802) 226-7582
FAX: 802-226-7738

COMMERCIAL RADIO COMPANY
Transmitter Parts for: RCA, Gates, Collins
Non-PCB Filter and Mica Transmitting Capacitors

DUTTONSVILLE SCHOOL DRIVE
CAVENDISH, VT. 05142
DANIEL W. CHURCHILL

**SBE STANLEY BROADCAST
ENGINEERING**

James S. Stanley
Engineering Consultant

P.O. Box 24601
Tempe, AZ 85282 (602) 264-8752

Test Equipment
Why Buy When You Can Rent?

POTOMAC - DELTA - BIRD
Other Equipment Available

Call for Rates and Availability

Radio Resources
1-800-54-RADIO (1-800-547-2346)
(301) 859-1500

**NORTHERN
MAGNETICS**
CERTIFIED TAPE HEAD SERVICES

Northern Magnetics is an industry leader in the supply and service of tape heads and tape head products.

Phone: (612) 333-3071
P.O. Box 16409 Minneapolis, MN 55416
Telex: 1561238 MPS UT
FAA Repair Station # C14-57

**The Folded
Unipole:**
*The Ultimate Antenna
for AM Broadcast!*

- Broad bandwidth
- Grounded antenna
- Eliminates isocouplers
- AM-FM site consolidation
- Effective as detuning skirt
- Custom kit; easy assembly

nott ltd.
atmospherics • electromagnetics
Box 761, Farmington NM 87499 • (505)327-5646

Oh-Oh! 

**Call
CORTANA**

For Affordable Lightning Protection
505-325-5336
P.O. Box 2548, Farmington, N. M. 87499
FAX 505-326-2337

**BRENTLINGER
BROADCAST
ENGINEERING, INC.**

Charles Jayson Brentlinger
President

COMPUTERIZED ENGINEERING REPORTS / ALLOCATION STUDIES
AM • FM • AM DIRECTIONALS • AUDIO • STL • SATELLITE COMMUNICATIONS

4338 East Acoma Drive • Phoenix, Arizona 85032 • (602)867-0181

**HE HALL
Electronics**

**THE BEST DEALS ON QUALITY
REBUILT & BRAND NEW
BROADCAST EQUIPMENT**

We BUY & TRADE equipment too!
Please phone or send for our latest flyer.

10:00AM-6:00PM EST
804-974-6466 1305-F Seminole Trail
FAX 804-974-6450 Charlottesville, VA 22901

Tube Rebuilding
Freeland Products

- We Buy Duds - *Since 1940
Save About 50%*

 800-624-7626
504-893-1243
Fax 504-892-7323

Including for TV
RCA Cermolox and UHF Klystrons

 **Kidd
COMMUNICATIONS**

We have the knowledge and ability to provide you the best suited broadcast for your project...always at competitive prices!

CALL US FOR... Audi-Cord Cart Machines & Audiopac Carts
• Bogner TV Antennas • Cablewave Transmission Line
• CRL Audio Processing • Eventide Digital Effects • Gentner Patch Bays
• Jampra FM & TV Antennas • JBL Speakers • M/A Comm Video STL's
• Mark Antennas • Orban Optimod's • Scala Antennas
• Soundolier Equipment Racks • Studer-Revax Tape
Recorders/Disc Players • Technics Turntables/Disc Players
• TTC FM/TV Translators/Transmitters

CALL US TODAY! KIDD COMMUNICATIONS
4096 Bridge Street • Suite 4
Fair Oaks CA 95628
916-961-KIDD(5433)

**Consulting Communications
Engineers**


- FCC Data Bases
- FCC Applications and Field Engineering
- Frequency Searches and Coordination
- AM-FM-CATV-ITFS-LPTV

OWL ENGINEERING, INC.

 1306 W. County Road. F,
St. Paul, MN 55112
(612)631-1338 "Member AFCCE"

NRSC Conversion Products from CRL

PMC-450 Tri-Band Peak Modulation Controller



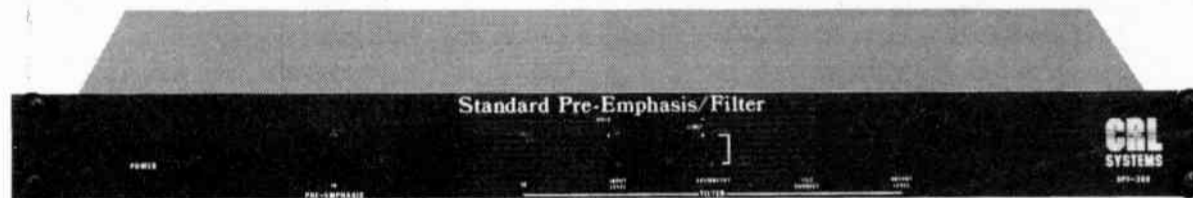
The CRL PMC-450 Tri-band peak modulation controller incorporates many unique designs originally developed for AM stereo. This unit offers state-of-the-art circuitry coupled with precise implementation of the NRSC standards for the loudest, cleanest signal on the AM dial. The PMC-450 consists of a powerful input compressor, followed by a tri-band limiter section and NRSC compliant low-pass filter. The flexible design of the PMC-450 allows it to be used as a stand alone processor, or in conjunction with various audio AGC's and pre-processors.

SMP-950 Tri-Band AM Stereo Matrix Processor



The CRL SMP-950 Tri-band AM STEREO MATRIX PROCESSOR offers state-of-the-art circuitry coupled with precise implementation of the NRSC standards for the loudest, cleanest signal on the AM dial. AM Stereo is quite different from FM and requires special techniques to provide full stereophonic fidelity while maintaining full monophonic compatibility. The CRL patented matrix processing circuitry is designed specifically to meet this criteria.

SPF-300 Standard Pre-Emphasis/Filter for AM Broadcast Transmission



The CRL Standard Pre-Emphasis/Filter contains all the functions necessary to convert virtually any monaural audio processing chain to meet the NRSC (National Radio Systems Committee) Voluntary National Standard of January 10, 1987. This transmission standard defines specific pre-emphasis and filtering requirements which are intended to help solve many of the technical concerns in AM broadcasting. The pre-emphasis curve was developed to allow receiver manufacturers to employ a complementary de-emphasis characteristic in wideband radios while improving the frequency response of narrower and medium-bandwidth radios. The filter specification, which limits transmitted audio bandwidth to 10 kHz, is intended to greatly reduce much of the interference between stations by reducing the conditions that cause "splatter" effects.

MDF-400/800 De-Emphasis/Filter for AM Monitors



The CRL Monitor De-Emphasis/Filter provides all the functions required to update any AM modulation monitor or wideband monitor receiver for the recently approved voluntary transmission standard. This allows easier setup of audio processing equipment by emulating the audio characteristic of the best-possible commercially produced radios. Additionally, the unit has features which can reduce interference typically heard in the station air monitor.

**THE
PROFESSIONAL'S
CHOICE**



CRL Systems
2522 West Geneva Drive
Tempe, Arizona 85282 USA
(800) 535-7648 (For USA Use Only)
(602) 438-0888
TELEX: 350464 FAX (602) 438-8227