


# studio sound

October 1978 60p

AND BROADCAST ENGINEERING


FIVE YEARS OF  
COMMERCIAL RADIO





# Union Studios Munich take C.A.R.E.\*

with the new inline  
D40/40 (WITH 32 TRACK  
BUSSING)  
console  
for 38 track recording



Cadac (London) Ltd.  
141 Lower Luton Road, Harpenden, Herts, England  
☎ 05827-64351 Telex 826323

Cadac (Holland) B.V.  
G.V. Amstelstraat 97, Hilversum, Holland  
☎ 035-17722 Telex 43834

\* Cadac Automated Recording/Remix Equipment

# Cadac



**EDITOR**  
ANGUS ROBERTSON

**ASSISTANT EDITOR**  
NOEL BELL

**PRODUCTION EDITOR**  
DRUSILLA DALRYMPLE

**CONSULTANT**  
HUGH FORD

**EDITOR'S  
PERSONAL ASSISTANT**  
WENDY SMEETH

**ADVERTISEMENT MANAGER**  
MIKE STORMER

**ADVERTISEMENT SECRETARY**  
CHRISTINE BROWN

**PUBLISHER**  
DOUGLAS G. SHUARD

**Editorial and Advertising Offices:**  
**LINK HOUSE, DINGWALL AVENUE,**  
**CROYDON CR9 2TA, ENGLAND**  
Telephone: 01-686 2599  
Telex: 947709  
Telegrams: Aviculture Croydon  
© Link House Holdings Ltd 1978  
All rights reserved.

*STUDIO SOUND is published on the second Friday of the preceding month.*

#### SUBSCRIPTIONS

*STUDIO SOUND is available at an annual subscription of £9.50. All enquiries to: Subscription Dept, Link House, 25 West Street, Poole, Dorset BH15 1LL. Poole (02013) 71171. STUDIO SOUND is also available on a rigidly controlled requested basis ONLY to qualified personnel. For terms of control please see back page.*

#### OVERSEAS READERS

*For overseas readers, outside Europe,\* who require STUDIO SOUND within days of publication instead of weeks, we have the facility to send the magazine by Accelerated Surface Post (USA only) or Airmail. The Accelerated Surface Post charge is \$10 per annum. The Airmail charge is £12 (sterling) per annum.*

*These charges are either in addition to the ordinary subscription rate of £9.50, or stand alone if a qualified reader.*

*If you would like your copies of STUDIO SOUND sent by either of these methods, please write to the Editorial Office at Croydon.*

*On receipt of your remittance all subsequent issues of STUDIO SOUND will be sent to you by ASP/Airmail. \*All copies to Europe are sent Airmail.*

#### BINDERS

*Loose-leaf binders for annual volumes of STUDIO SOUND are available from Modern Bookbinders, Chadwick Street, Blackburn, Lancashire. Price is £2 (UK and overseas). Please quote the volume number or date when ordering.*



*Total average net circulation of 12111 per issue during 1977. UK: 6175, Overseas: 5936.*



THE LINK HOUSE GROUP

# studio sound

AND BROADCAST ENGINEERING

NEWS	22
STUDIO DIARY	28
COMMERCIAL RADIO IN BRITAIN—PART ONE	Tony Attwood 32
DESIGNING CONSOLES FOR RADIO AND TV MUSIC PRODUCTION	Dan Popescu 36
MAKING THE MOST OF A ROCK FESTIVAL	Bill Aitken 42
BUSINESS	48
SURVEY: STUDIO ANCILLARIES	50
STUDIO PROFILE	Eden Studios 56
INTERNATIONAL BROADCASTING CONVENTION, A PREVIEW	60
REVIEWS: Hugh Ford	
INDUSTRIAL RESEARCH PRODUCTS audio program delay	64
AKG BX10 reverberation unit	70
SENNHEISER UPM 550 universal level meter	76

October celebrates the fifth anniversary of commercial radio in Britain—London Broadcast was the first opening on October 8, 1973, while the London music station Capital Radio followed a week later on October 16. A further 17 stations commenced broadcasting around Britain over the next two and a half years finalising with Beacon Radio in Wolverhampton on April 12, 1976. Meanwhile, the BBC has been running some 20-odd local radio stations for about 10 years, and has recently given a regional identity to opt-out services on Radio 4 (such as Radio Scotland). In the White Paper published in July, the government recommended that both IBA and BBC should be permitted to open further stations as recommended by a Home Office working party. The IBA has suggested the following areas as suitable for new commercial stations (providing sufficient consortia are also interested): Cardiff, Tayside, Aberdeen, the Flyde area in Lancashire, Coventry, Northampton, Luton, Norwich, Huddersfield area, Peterborough, Southend, Gloucester/Cheltenham, Bournemouth, Exeter/Torbay, and the western side of Northern Ireland. The BBC has proposed specific towns for local radio: Alnwick, Barnstaple, Barrow, Cambridge, Canterbury, Dorchester, Exeter, Gloucester, Guildford, Lincoln, Northampton, Norwich, Plymouth, Shrewsbury, Swindon, Taunton, Truro, and York. Current thinking is for only one station in each new area, so some of the above duplication will be undoubtedly discussed by the working party when it eventually meets. The BBC is investigating local radio in Guernsey and Jersey, and also community stations in parts of Greater London.

The potential introduction of all these new radio stations will create numerous jobs, both technical and creative. However until training schemes are organised, these new positions will be filled by trained staff from other broadcasting organisations thus causing considerable problems. The BBC in particular has experienced hundreds of trained engineers defecting to ITV and ILR. Maybe now is the time to use some of the considerable profits being made by some commercial radio stations for some form of organised training scheme.

OCTOBER 1978 VOLUME 20 NUMBER 10

# The IE-30A Audio Analysis System from I/IE

- 1/3-octave Spectrum Analyzer
- Full-octave Spectrum Analyzer
- Precision Sound Level Meter
- True RMS AC Voltmeter
- RT<sub>60</sub> (Reverberation)\*
- THD (Harmonic Distortion)\*

For the first time, a real time analyzer and precision sound level meter have been combined into a portable audio analyzer "system" with features and accuracies rivaling the best laboratory instruments available.

The fully digital IE-30A comes standard with a precision laboratory microphone calibrated in dB-SPL and remoteable up to several hundred feet, a test probe with two precision attenuator settings for calibrated dB $\mu$ V measurements (true rms, average or peak), nickel cadmium batteries with charger, and a hard shell, foam lined travel case.

\*Using optional accessories



Other features include selectable detector responses, gated mode operation for measurement of reflections and time delay events, dual involatile memories that store or accumulate data that can be recalled to the IE-30A display up to weeks later.


The IE-30A was designed to accommodate an inexpensive new family of optional accessories. The IE-17A measures RT<sub>60</sub> (reverberation time) in 1/3-octave bands up to 99.99 seconds with 10 millisecond resolution. The IE-15A measures total harmonic distortion (THD) to less than .01%.

## SPEC BRIEFS

- 1/3 octave or full octave bands 30 filters on ISO centers 25Hz to 20KHz.
- Highly selective three pole-pair filters exceed ANSI S1.11-1966 Class III, B.S. 2475-1964, DIN 45652, and IEC255-1966.
- 1/3 octave display weighted A, C or Flat.
- LED array 30 x 16. Resolutions of 1, 2 or 3 dB for display ranges up to 45dB.
- Precision SLM has *Fast, Slow, Impulse or Peak* responses with A, C or Flat filter weightings.
- 4 digit 0.1dB resolution readout with display hold mode.
- Meets requirements of:  
ANSI S1.4-1971 TYPE S1A, S1C, BS 4197-1967  
DIN 45633 B1.1, B1.2 (Impulse) IEC 179-1973
- 30 to 149 dB SPL re 20 $\mu$ N/M<sup>2</sup>
- Microphone is omnidirectional condenser Type 1 (Precision) Flat 10Hz to 20KHz
- Signal outputs for recorders, oscilloscope displays and voice prints.



I/IE ELECTRONICS, INC.  
500 West 1200 South  
Orem, Utah 84057 U.S.A.  
(801) 224-1800  
TELEX or TWX 910-971-5884



Call your nearest I/IE representative for further information:

Australia, Melbourne  
KLARION ENTERPRISES  
Tel 61 3801

Belgium, Brussels  
S.E.D.  
Tel 02-522 70 644

Denmark, Hvidovre  
S.C. SOUND APS  
Tel (01) 47 12 22

Finland, Helsinki  
MS AUDIOTRON  
Tel 410688

France, Paris  
REDITEC  
Tel 935 97 86

Italy, Milano  
ROJE TELECOMUNICAZIONI  
Tel 414.41.41/41/43

Japan, Tokyo  
ELECTORI CO.  
Tel (03) 950-6262

Malaysia/Indonesia, Singapore  
ELECTRONICS & ENGINEERING  
Tel 75873

Netherlands, Amsterdam  
SELECTRONIC  
Tel (02963) 4838/4966

Norway, Oslo  
MORGENSTIERNE & CO.  
Tel (02) '35 61 10

Spain, Madrid  
NEOTECNICA  
Tel 242:0900

Sweden, Stockholm  
ELFA  
Tel 80/730 07 00


Taiwan, Taipei  
ASIA ELECTRIC TRADING CO.  
Tel 5925545-8

United Kingdom, London  
FWO BAUCH  
Tel 01-953 0091

Venezuela, Caracas  
ELECTRONICA GRAMOKO  
Tel 351419



# 32 tracks available now. The complete system: **TELEFUNKEN** "magnetophon" 15A



Unprecedented flexibility and operating ease. A system approach to all accessories: a micro-processor based autolocator with 9-position memory and stop timer, remote track selectors and a capstan speed controller with crystal precise digital speed read-out. The TELEFUNKEN M15A multi-track. All in all a totally new generation of master recorders from the inventors of modern tape recording. Up to 32 tracks on 2" tape! 12 1/2" reel diameter capacity. Versions with the TELEFUNKEN "telcom c4" noise reduction system (built-in for up to 24 tracks). Readily upgradable to higher track configurations. Crystal locked 7.5/15 or 15/30 ips tape speeds, NAB/CCIR/AES switchable equalization and clock-timed record/erase functions to permit gap-less, inaudible electronic splicing. It's the recorder for the engineer who wants to pay for performance - not for gadgets: the experienced professional.

WAK 752



Please send me the brochure on  
»magnetophon 15A  
Multi-Track-Systems«

Name \_\_\_\_\_

Address \_\_\_\_\_

Telephone \_\_\_\_\_

**GOTHAM**  
AUDIO CORPORATION


741 Washington Street  
New York, NY: (212) 741-7411  
1710 N. La Brea Ave.,  
Hollywood, CA: (213) 874-4444  
USA

**Hayden Laboratories Ltd.**,  
Churchfield Road, Chalfont St. Peter,  
Bucks. SL9 9EW  
Gerrards Cross 88447 **HAYDEN**  
U.K.

AEG-TELEFUNKEN  
Magnetbandgeräte  
P.O. Box 2154  
D-7750 Konstanz  
W.-Germany



**professional tape recorders  
by AEG-TELEFUNKEN**



# REW Professional

**We Will Beat Any Genuine Advertised Price**

## Europe's Largest Suppliers of Studio




### EQUALIZERS

**SOUNDCRAFTSMEN**  
Graphic EQ's.  
**SAE** Parametric EQ's.  
**JVC** SEA 10 (2 x 5 Band),  
SEA20 (2 x 7 Band)  
**TECHNICS** SH9010 (2 x 5  
Band), SH9090 (1 x 10 Band)  
**MXR** (1 x 5 Band), (1 x 10  
Band), (2 x 10 Band)  
**MM-Pace** (2 x Band), SR271  
(1 x 27 Band)

### WOLLENSAK

**WOLLENSAK/West**  
End Distributors



High Speed Duplicators.  
£1498.90 + VAT. New 2772A/V  
gives 2 stereo musicassettes in  
under 4 minutes. Call in for a  
demonstration.

### UHER PORTABLE RECORDERS

As used by most  
**Broadcasting Companies.**  
All models in stock plus every  
accessory available.



Very low  
prices, e.g.  
4000IC £225  
+ VAT.  
+ SONY +  
NAKAMICHI  
+ JVC +  
TECHNICS +  
TEAC.  
Portables all  
Off the Shelf.

### REVOX

Incredible stocks at  
ridiculous prices!




A77, B77, A700 Off the Shelf.  
High speed, low speed, vari-  
pitch + all accessories!  
Ring us now for the lowest price.

### TAPE AT TRADE PRICES

Any quantity—  
same price  $\frac{1}{4}$ "  
tape, 10 $\frac{1}{2}$ " reels.

AGFA PEM368 Metal ..... £10.06  
AGFA PEM368 Plastic ..... £7.79  
SCOTCH 207 Metal ..... £9.81  
SCOTCH 207 Plastic ..... £8.03  
MAXELL UD180 Metal ..... £8.89  
TDK AUDUA LB3600 Met £11.40  
TDK AUDUA L3600M Met £9.50  
SONY SLH-11-1100BL Met £10.00  
SONY SLH-740B Metal ..... £6.89  
REVOX 601 Metal ..... £11.80  
REVOX 601 Plastic ..... £10.00  
All above prices exclusive of VAT.  
Also large stocks of 7" & 5" reels.



### 8 TRACKS $\frac{1}{2}$ " or 1"

Both Tascam and Brenell  
Recorders in stock for immediate  
delivery.  
Plus complete range of 8 Track  
ancillaries.

### MICS OVER 500 ALWAYS IN STOCK!



**AKG** We carry every model  
inc. capacitors  
**BEYER** Most dynamic + ribbons.  
**CALREC** 600 Range.  
**SENNHEISER** Large stocks.  
**SONY** All models.  
**NAKAMICHI** All models.  
**E.V.** Selected range.  
**SHURE** Very large range.  
**NEUMANN** All popular  
models.  
+ Cables, Transformers, Stands,  
Connectors & Clips, Windshields,  
etc.

### CANNON XLR'S

ANY QUANTITY—SAME PRICE



XLR-3-11C £1.39 + VAT  
XLR-3-12C £1.06 + VAT  
XLR-3-31C £1.85 + VAT  
XLR-3-32C £1.06 + VAT

### AMPLIFIERS

**HH** S500D, TPA, All stage  
amplifiers.  
**SAE** From 2 x 50 watts to  
2 x 400 watts RMS.  
**QUAD** 405, 303, 50E usually  
in stock.  
**JPS** A fantastic range of budget  
studio amps.  
**AMCRON** DC 300A, D150A,  
D60. Trade prices.



### TEAC-TASCAM CENTRE

Britain's Largest Stockists.

All Models on demo in our studio

3340S 4 CH  
2340SX 4 CH  
3300SX2T 2 TR  
6100 2 TR  
7300 2T 2 TR  
TASCAM 80-8 8TR



### MIXERS

The widest range under one  
roof!

From £35-£2500.

Mixers in stock:  
**SOUNDCRAFT** 16/2, 12/2,  
12/4 Series II.  
**HH** 16/2, 12/2.  
**MM** All models.

**TEAC-TASCAM** Models

1, 2, 3, 5 + Accessories.  
**CANARY** 10/2, 10/4.  
**HILL** 16/2, 10/2.  
**SONY** MX8, MX510, MX650.  
Plus **ALLEN & HEATH**,  
**JVC**, **UHER**, **EAGLE**, etc.



Plus Echoe's, Phasers, Flangers,  
Limiters, Noise Reducers,  
Expanders, Mix-Downs, Mic  
Stands, Cable Drums, Disco  
Gear, Chassis Speakers, Studio  
Monitors, Headphones, Demags,  
Splacers, etc.

# REW

**PRO-AUDIO & DISCO: 146 Charing Cross Road, WC2 01-836 2372**  
**VIDEO & HI-FI: 114-116 Charing Cross Road, WC2. Hi-Fi 01-240 3386 Video 01-240 3066**  
**TAX-FREE EXPORT & EXPRESS MAIL ORDER: REW House, 10-12 High Street,**  
**Colliers Wood, SW19. 01-540 9684 ● Also at 230 Tottenham Court Road, W.1.**

# The Professional Everything Store



# Audio Established 1948

**Largest Stocks Lowest Prices!!**

## & Stage Equipment

### EXCLUSIVE FROM REW

**SAE** A superb range of studio electronics from the U.S.A.



**POWER AMPLIFIERS  
← PARAMETRIC EQUALIZERS**

*Prices exclude VAT*

2800 Parametric equalizer 2 x 4 Bands .....	£408.00
1800 Parametric equalizer 2 x 2 Bands .....	£239.00
4000 Electronic crossover, stereo, variable frequency .....	£155.00
4100 Digital time delay, stereo .....	£354.00
2200 Power amplifier 2 x 100 watts .....	£346.00
2400L Power amplifier 2 x 200 watts .....	£578.00
2500 Power amplifier 2 x 300 watts .....	£755.00
2600 Power amplifier 2 x 400 watts .....	£887.00
5000 Impulse noise reduction unit .....	£176.00

### SOUNDCRAFTSMEN

America's Largest Manufacturer of Graphic Equalizers



#### GRAPHIC EQUALIZERS

2204 2 x 10 Bands .....	£199.00
2205 2 x 10 Bands, rack mount .....	£226.00
2209 2 x 10 Bands, rack mount, 600 ohm balanced in/out XLR .....	£319.00

#### NEW CLASS H POWER AMPLIFIER

MA5002 2 x 250  
watts, meters .....

£399.00  
*Prices exclude VAT*



#### DOKORDER

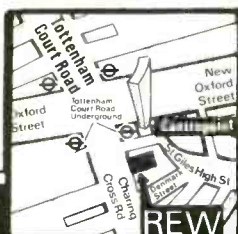
**Pro 1/4" 4 Channel Recorders**

1140. 15 + 7 1/2 ips, 10 1/2" reels. Full motion sensing logic. Auto rewind-play. Auto-sync switching. Front Panel variable bias. Peak LED's. Eye-level electronics. £698 + VAT.


*Open 9.30 am — 6 pm — 6 days a week  
Just walk in — 95% of advertised  
gear available off the shelf*

Payment by: Cash,  
Barclaycard, Access,  
American Express, Diners,  
HP (Instant credit possible)

**THE LOW PRICE HOT  
LINE 01-836 2372**



**NEAREST TUBE STATION  
TOTTENHAM COURT ROAD UNDERGROUND**



for all demagnetising problems  
**LEEVERS-RICH**  
have the answer



LR70 for tapes up to 8 1/4 Dia and 1" wide



LR71 for tapes up to 11 1/2 Dia and 1" wide




LR72 Han-d-mag for demagnetising heads  
and tape path components



LEEVERS - RICH 319 Trinity Road, Wandsworth London  
EQUIPMENT LTD SW18 3SL Tel: 01-874 9054 Telex 923455

# You always perform better with the right equipment

With Neal Ferrograph you get the right equipment for the job, and the best in its class. A good formula for success, of which you can be assured every time you choose from the fully - integrated range of specialist recording and ancillary equipment in the NEAL FERROGRAPH range.



### The NEAL 302.

Incorporating a 3-motor mechanism, controlled by a full solid state logic system actuated by ultra light touch buttons, this is the machine used by top recording studios and broadcasting stations, for quality cassette copies and for in - cassette duplication masters.




### The Ferrograph Logic 7.

A transportable tape recorder of unrivalled facilities; taking all spool sizes up to 27 cm, and providing three speeds, plus positive action push buttons in association with logic circuits ... for fast, safe tape handling under all conditions.

### Studio 8

A professional studio tape recorder logic controlled for superb tape handling characteristics, offering a choice of stereo, twin track and full or half track mono heads, PPM or VU meters, IEC (CCIR) or NAB equalisation, console or transportable models.




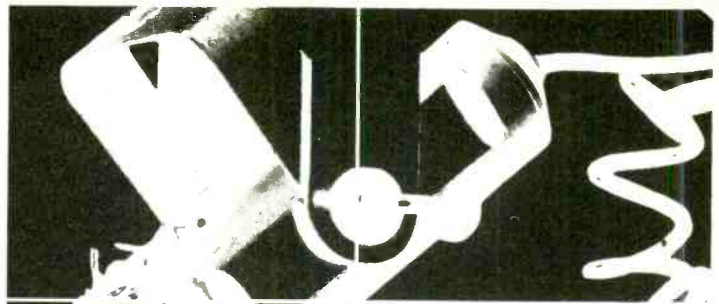

### The RTS 2.

Combines in one easy to use compact instrument the measurement of gain, noise, frequency response, input sensitivity, output power, distortion and the parameters relating to recording equipment, such as wow and flutter, crosstalk, drift and erasure. Its range of application can be extended even further by the addition of the Auxiliary Test Unit **ATU 1**.

**NEAL FERROGRAPH**  
TOTAL TAPE TECHNOLOGY

SIMONSIDE WORKS · SOUTH SHIELDS · TYNE & WEAR NE34 9NX Telephone: SOUTH SHIELDS (0632) 566321 Telex: 537227





# Professionals speak very highly of our microphones and monitors



**In microphones and monitors  
Electro-Voice leads all the way**

What Electro-Voice has to offer by way of microphones and monitors sounds really good. The numerous wireless, TV and recording studios using Electro-Voice microphones and monitors show it.

Where only the best is good enough, Electro-Voice is always there. Be it with studio- or soloist-, omnidirectional-, Single-D-cardioid-, variable-D-cardioid microphones or monitors speakers.

Why not send in the coupon and get detailed particulars? You will immediately realize that every Electro-Voice product is backed up by an outstanding technology, and why professionals always speak so highly of our microphones and monitors.

**PRIMARY DISTRIBUTORS:**

*Theatrescene Limited*  
12/13 Henrietta St.,  
London WC2.  
Tel: 01-240 2116

*Satur Electrical*  
63 Livingstone Rd.,  
Sheffield.  
Tel: 07415 64585

*Sound & General*  
59 Dury Street  
Dublin 2.  
Tel: 711222

## COUPON

*Please forward detailed particulars on:*

- Electro-Voice microphones*
- Electro-Voice loudspeaker systems*

*Name*

*Address*

*Send to: Electro-Voice Division  
Gulton Europe Ltd.  
Maple Works  
Old Shoreham Road  
Hove BN3 7EY*

# R. D. G.

## PRODUCTION COMPANY

12 HILL VIEW  
NEWPORT PAGNELL

Tel. 0908 613009

### MIXING CONSOLES

NEVE 20 x 4 x 16 ... ..	£14000
Cadac Serie E 28 x 16 x 24 less than two years old ... ..	£22000
Cadac Serie E 18 x 16 x 16 pre-wired for 28 x 16 x 16, one year old ... ..	£20000
Cadac Serie E 32 x 24 x 24, as new ... ..	£30000
Trident B 16 x 8 x 16 ... ..	£11500
Studer Model 189 18 x 8 x 8 ... ..	£9000
Allen & Heath Modular 2 16 x 8 x 16 ... ..	£2200
Allen & Heath Modular 2 10 x 8 x 16 with Brennel 8 tracks 1" recorder, two items ... ..	£3100
Allen & Heath Modular 2 10 x 8 x 16 ... ..	£1600
AMEK 2000 20 x 16 x 16 ... ..	£9000

### MULTI TRACK MACHINES


3M M79 24 tracks with auto locate ... ..	£15500
3M M79 24 track, 8 months old ... ..	£18000
Studer A80 Mk 2 16 track pre-wired 24, 1 year old ... ..	£16500
MCI JH 10 24 tracks ... ..	£9500
Ampex MM 1100 16 tracks ... ..	£9250
3M M56 16 track ... ..	£9000
Studer A80 Mk 1 8 track ... ..	£6750
Scully 280 8 track ... ..	£3200
Scully 280 8 track ... ..	£3000
3M M79 Stereo with auto locate, as new ... ..	£4800
3M M79 4 tracks with stereo head block ... ..	£4500
Ampex AG 440 4 track ... ..	£1800
Ampex AG 440 stereo ... ..	£1200

### MISCELLANEOUS

DOLBY A301 Stereo ... ..	£400
JBL 4311 Speakers, new, each ... ..	£255
Brennell Mini 8, as new ... ..	£3100
Neumann U87, used ... ..	£275
Neumann U67 ... ..	P.O.A.
Neumann M49 ... ..	P.O.A.
Neumann M50 ... ..	P.O.A.
Neumann KM56 ... ..	P.O.A.
Neumann KM54 ... ..	P.O.A.
AKG D202 ... ..	£45
AKG D224 ... ..	£80
AKG DI90 ... ..	£22

Opening shortly in Paris: R.D.G. Audio France. Watch this space for further details.

Wanted: all studio equipment. For a realistic quote RING NOW.



Cable, Connectors, and  
Accessories for the  
Broadcasting & Recording  
Industries from

# FUTURE FILM DEVELOPMENTS

36/38 Lexington Street, London W1R 3HR  
Telephone 01-437 1892/3 • Telex 21624 ALOFFD G





# NO COMPETITION

The superb 3.77 is the only choice in compact professional recorders.

## Who says?

Hundreds of satisfied professional users — Broadcast authorities, studios, record companies, universities etc etc.

## What makes it the best?

The 3.77 provides more performance and features for your £ than any other model. Like 3 speeds, flat metal facia with excellent editing facilities, 100% variable speed control, logic control with motion sensing, line-up oscillator.

An **ITA** Product.

1-7 Harewood Avenue, Marylebone Road, London NW1. Tel: 01-724 2497. Telex: 21879

# If you aren't thinking about this you shouldn't be buying a console.

Solid State Logic Ltd. Church Rd. Stonesfield Oxford England. Telephone (099 389) 324. Telex 837400

U.S.A. — Australasia: Sierra Audio Corp. Burbank California U.S.A. Telex 691138.





# Our new 10~4 is BIGGER!

**BIGGER and BETTER~  
with many more  
facilities**



- \* 10 XLR mic. inputs (balanced)
- \* 10 direct outputs
- \* Pre-fade listen
- \* Channel mute
- \* 4 Limiters
- \* Channel insert point
- \* 8 track monitoring
- \* Comprehensive re-mix facilities
- \* Stereo and 4 channel A-B check

**£790 + VAT**

Also available: 16 x 4 and 8 x 2 configurations


**ITAM** the modern approach to recording

1-7 Harewood Avenue, Marylebone Road, London NW1. Tel: 01-724 2497. Telex: 21879

FRANCE: Son Professionnel, 29-31 Avenue André Morizet, 92100 Boulogne (Paris). Tel: 605 3363

# RA200/ADS1

## Frequency response analysis with a difference



The Wayne Kerr RA200/ADS1 is undoubtedly unique. It gives fast, accurate frequency response measurements for any audio system—displaying up to five different curves as gain/frequency plots on a long-persistence CRT. The basic unit, the RA200, performs all the detector and sweep functions, requires no synchronisation, and will adjust automatically to the incoming frequency.

#### Four Channel Digital Store

The matching display store, the ADS1, is a fully compatible digital storage unit powered by the RA200, and can give continual updating of each curve stored to ensure fast, precise readouts.

It incorporates rechargeable batteries to permit stored data to be retained for up to two weeks when the unit is switched off.

#### The RA200/ADS1

This complete unit provides facilities for displaying the difference between any two stored curves, or comparison of any new input with a stored reference curve. Minor variations from a desired characteristic can be readily amplified, and departures from a linear response clearly shown as deviations from a straight line by use of the store 'invert'. Slow-acting pen recorders can also be driven by the unit.

For more details fill in the coupon or contact your nearest distributor:

Tekelec-Airtronic, Cite des Bruyeres,  
Rue Carle-Vernet, 92310 Sevres,  
Paris, France, Tel: 027 75 35.

Keithley Instruments GmbH,  
Heiglhofstrasse 5, 8000 Munchen 70,  
West Germany, Tel: (089) 7144065.

G & P Electronics AG, Bernerstrasse-Nord  
182, Ch-8064 Zurich, Switzerland,  
Tel: (01) 643231.

C N Rood BV, PO Box 42, 11-13 Cort van  
der Lidenstraat, Rijswijk ZH 2109, Holland,  
Tel: (70) 99 63 60.

Unitronics SA, Torre de Madrid, Princesa 1,  
Piso 12 Oficina 9, Madrid 8, Spain,  
Tel: 242 5204.

Scandia Metric AB, Fack 171 19, Solna 1,  
Banvaktsvagen 20, Sweden,  
Tel: (08) 820 410.

Please send me further  
information on the Wayne Kerr  
RA200/ADS1.

Name \_\_\_\_\_

Company \_\_\_\_\_

Address \_\_\_\_\_  
\_\_\_\_\_  
\_\_\_\_\_

Tel: \_\_\_\_\_

 **Wayne Kerr**

Wilmot Breden Electronics Limited  
442 Bath Road, Slough, Berkshire SL1 6BB England

SS/10/78



# The unique TEAC range from ITA

Only ITA offer such a wide range of models—always in stock.

## TASCAM 80-8

This 8 track recorder is available with or without DBX noise reduction.

**Immediate delivery.**



## A2340 SXH

All the advantages of 15 ips operation now available on this model. Outstanding value among 4 channel recorders.

**Exclusive to ITA.**



## A3340S Industrial

This upgraded version of the A3340S standard model features 63dB signal to noise ratio.

**Exclusive to ITA.**



We hold the largest stock of TEAC in the UK for immediate delivery. Visit our new showrooms for a demonstration.



## MIXERS

The Tascam Series Model 3 and Model 5. In stock, and available for demonstration.



# ITA


1-7 Harewood Avenue,  
Marylebone Road, London NW1.  
Tel: 01-724 2497  
Telex: 21879

# THE EVENTIDE MODEL BD955 BROADCAST DELAY LINE

Designed specifically for the broadcast industry, the RAM-based unit offers a maximum delay of up to 6.4 seconds, and is primarily intended for the policing of phone-in or live programmes to eliminate objectionable or profane programme material.

A unique feature of the unit is its "catch up" mode. When the announcer hears the obscenity, he presses the DUMP button. The programme can then continue in real time, while the BD955, by means of an exclusive process, gradually extends the safety margin to maximum. The process is virtually undetectable in operation, and eliminates the need for a taped jingle or announcement.

When not in use for live programmes, the BD955 Broadcast Delay Line is a useful tool for production work. Delays ranging from 6.5 milliseconds to maximum permit such effects as "doubling" (giving the impression of multiple singers or instrumentalists) create unusual echo effects and provide delay for echo chamber feed. The unit can also be used for television application such as delaying land line transmission of audio to match the delay introduced in video signals when they are transmitted by satellite.



Other devices available in the Eventide range include:

- The 1745M Delay System
- H910 Harmonizer
- Flanger
- OmniPressor

Eventide Instant Flanger, OmniPressor and Harmonizer are trade marks designating the products of Eventide Clockworks Inc.



Feldon Audio Limited

126 Great Portland Street London W1N 5PH Tel: 01-580 4314 Telex: 28668



# NEW PRODUCTS BULLETIN

## ITA




### ORBAN from USA


Dual channel multispring reverb unit. Each channel features four springs — far smoother than single spring systems. "Twang" and "boing" are virtually eliminated by incorporating a floating threshold limiter. Bass, mid-range EQ and bandwidth controls. The best compact reverb unit available.

### ITAM 882

New Stereo Mixer, built to a specification not a price! Ultra low noise, -128dB. 8 inputs+8 direct outputs, 2 outputs with VU meters. 2 limiters. XLR mic inputs (balanced). 3 band EQ + mid sweep.  
£395 + VAT




### AURATONE



The amazing 5C Super Sound Cube. Only 6" x 6" — but it sounds enormous!  
Only £38 per pair.

### RSD Studio Master 16 x 4



A really comprehensive budget-priced mixer. 16 inputs, 4 outputs. Pre-fade monitor, multi-band EQ including 3 EQ and 2 sweep controls balanced inputs, XLR connectors, comprehensive monitoring.  
£767 + VAT

Also available: 12x2 model with direct outputs.  
£385 + VAT


### OTARI DP4050 OCF IN CASSETTE DUPLICATOR

Now with 3¼ + 7½ master capability and Ferrite heads. Duplicates 6 cassettes each run at 8 times speed. Over 80 stereo C60 per hour. Unquestionably the finest in cassette copier available from the world's largest duplicator manufacturer.



### QUAD

The new 405 power amplifier is now in stock. 100 watts per channel — simply the best, for £££'s less! Immediate Delivery!



1-7 Harewood Avenue, Marylebone Road, London NW1.  
Tel: 01-724 2497 Telex: 21879

FRANCE: Son Professionnel, 29-31 Avenue André Morizet,  
92100 Boulogne (Paris). Tel: 605 3363

# could you tell the difference...



The Mini 8 reproduces original sounds with a fidelity not previously available to smaller cost conscious studios. Its specification ensures that a full dynamic range can be recorded without noise reduction – a major saving over half inch machines. Now supplied with digital tape timer, the option of remote control and remote varispeed the Mini 8 brings high technology closer to home than ever before.

If you require a compact, portable, **PROFESSIONAL 8 track** using 1inch tape then let us tell you more.

Contact Andy Munro at:-


Allen and Heath-Brenell, Pembroke House, Campsbourne Road, Hornsey, London, N8

Tel: 01-340 3291 Telex: 267727 BATGRP G

AGENTS: Studio Sound & Music, Frankfurt; Fading, Madrid; Son Professionnel, Paris; Audiomarketing, Stamford USA; Texim, Milan; Sun Music, Denmark; Intersonic, Stockholm; Pieter Bollen, Holland; Saturn Audio, Canada.



# THIS MAY NOT CONVINCE YOU



- $\pm 12$  dB boost/cut
- Channel by-pass facility
- Excellent performance parameters
- Centre index fader controls



- All crossover points in phase
- Switchable 2/3 way
- Muting on all outputs
- L.E.D. limit indicator

# BUT THE SOUND WILL

U.K. AGENT



**P.A. Hire & Sales**  
Unit F - New Crescent Works  
Nicol Road - London NW10 9AX  
Telephone 01 - 961 3795



ATC Acoustic Engineers  
Pier House Laundry, Strand-on-the-Green,  
London W4. Telephone: 01-995 3654.

**For further details**  
**PROAUDIO**  
30 WOLSEY DRIVE  
WALTON ON THAMES  
SURREY  
Tel: Walton on Thames 21078

Name: .....  
Address: .....  
Tel. No. ....

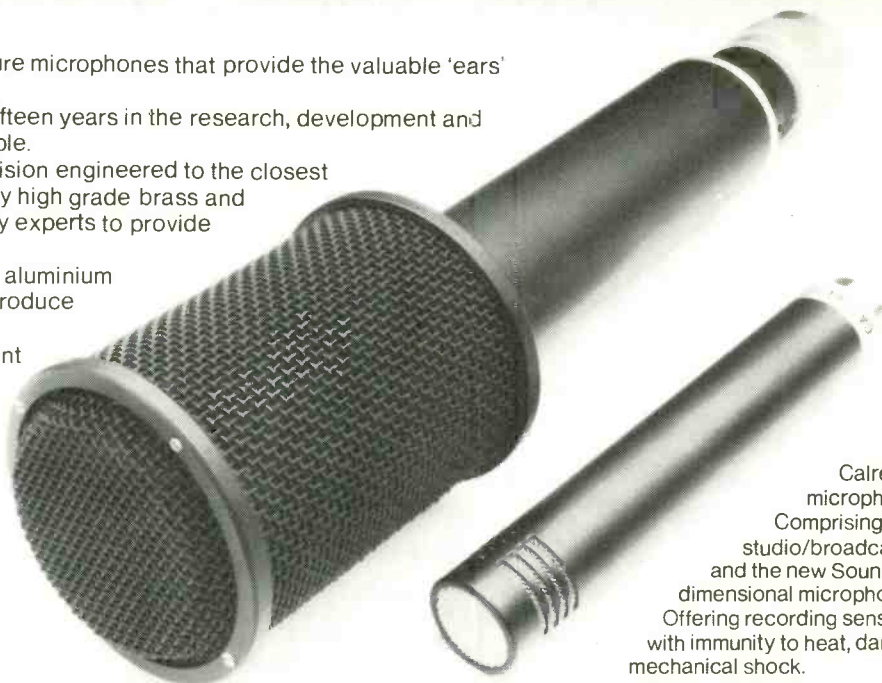
# Ears to your music.

Calrec design and manufacture microphones that provide the valuable 'ears' for your professional recordings.

We at Calrec have invested fifteen years in the research, development and perfection of the condenser principle.

Calrec microphones are precision engineered to the closest tolerances. Manufactured from only high grade brass and stainless steel. Hand assembled by experts to provide strength and reliability.

Calrec capsules have a light, aluminium coated, polyester diaphragm—to produce a smooth virtually flat frequency response, together with an excellent transient response.



Calrec microphones. Comprising condenser studio/broadcast range and the new Soundfield 4 dimensional microphone. Offering recording sensitivity with immunity to heat, damp and mechanical shock.

**CALREC**

Calrec Audio Limited,  
Hangingroyd Lane, Hebden Bridge,  
West Yorkshire, HX7 7DD. England.  
Tel (0422) 842159/842119.  
Telex 51311 Answer Back Relays G Attention Calrec.


**We make the most of our microphones so you can too...**

**Mention the name  
SELTECH...  
and they'll know  
you're a  
Professional**

**BEAUCART  
CARTRIDGE RECORDER**



**ARISTOCART  
CARTRIDGE**



Professional because you choose your equipment from a range that offers the best in high quality and long-term reliability.

Seltech's range of professional audio equipment includes the top-of-the-range Beaucart cartridge recorders and Aristocart cartridges.

BEAUCART equipment is available in a variety of configurations for all standard size cartridges. All models use the unique pancake hysteresis synchronous motor which combines constant speed drive with extreme reliability.

ARISTOCART attention to design and assembly procedures have established a reputation for quality that makes them a reference standard for cartridges in broadcast applications all over the world.

**SELTECH**

SELTECH EQUIPMENT LIMITED 16, York Road, Maidenhead, Berkshire, SL6 1SF, England Telephone:(0628) 36315 Telex:848960





Trident Audio Developments Limited  
cordially invite you to view their  
**FLEXIMIX**

at  
*YOUR OWN PREMISES*

on  
*any date and time to suit you*  
and put it through its paces  
on your own work

RSVP  
by clipping the coupon  
or phoning Chertsey (09328) 60241

Derek Fox or Michael Rogers  
Sales Managers



# SEE FOR YOURSELF...

... how Trident's Fleximix can grow from a small desk today to a big desk tomorrow.

Versatile and reliable, with 'big board' professional facilities, yet so compact.

But don't just take our word for it. Invite us along to your place and put the Fleximix through its paces on your own current project.

We guarantee you won't be disappointed. Just clip the coupon and return to us - TODAY.

To: Trident Audio Developments Limited,  
Shepperton Studios, Squires Bridge Road, Shepperton, Middx

Name \_\_\_\_\_  
Address \_\_\_\_\_  
Tel No \_\_\_\_\_

## APRS Studio Engineer course

The fifth in the highly successful series of technical courses organised for studio engineers, managers and directors is being run by the APRS and being held at the University of Surrey in Guildford between September 16 and 23. The programme includes sessions on location recording, acoustics, listening and monitoring, sound reinforcement, classical recording, microphones, cassette duplication, disc cutting, control desks, limiters, compressors and noise reduction, loudspeakers and room equalisation, use of effects units, tape as a medium, tape machines, automation, digital techniques, role of the record producer, and a multi-track mixing session in a London studio. Course fee is £122 non-resident with campus accommodation £28 extra. Applicants are selected for the course after completing a questionnaire-cum application form which is available from The Secretary APRS, E L Masek, 23 Chestnut Avenue, Chorley Wood, Herts WD3 4HA, UK.

## New UK agents for MXR

The full range of professional products manufactured by MXR, including the new digital delay line, *AutoPhaser*, *AutoFlanger*, *Mini-Limiter* and recently-developed compander system (more details in next month's issue), are now being marketed in the UK by Atlantex Music Limited, 16 High Street, Graveley, Herts. Phone: 0438 50113.

## Trident doing well with TSM

By the time this issue slaps onto your desk (or door mat), Trident should have sold (or be in the process of putting the finishing touches to the sale of) some six *TSM* desks. The first *TSM* was installed a couple of months ago at Soundtrack, Denmark, while the first installation in the USA will probably be at Cherokee in Los Angeles (see Sept Studio Diary). Sarm Studios, London, whose original Trident *B-Series*

desk was damaged in a recent fire (May *STUDIO SOUND*, page 32), will be installing a monstrous 40/24/40 board. Other orders in the pipeline are from Radio Band of America, New York, for a 40/32 desk, Good Earth Studios, London, for a 32/24 desk and Majestic Studios, London, who have shown interest in a similar 32/24 console.

## Inverters

Caracal Engineering of Biggleswade manufacture sine wave inverters that provide 120 to 300VA at 50Hz or 60Hz from 12V or 24V batteries and are ruggedly built in welded steel cases. Output voltages available are 240V, 220V and 115V, the frequency being controlled to within  $\pm 0.2$ Hz. Output voltage is stabilised against load changes and the unit resists overloading, short circuit and reverse battery connection. Automatic cut-out prevents battery damage when nearing exhaustion. Caracal Engineering, 42-44 Shortmead Street, Biggleswade, Bedfordshire, UK. Phone: 0767 81361.

## Eventide 6.4s broadcast delay line

Although primarily intended to provide a profanity delay on live phone-in radio programmes, the new *BD955* digital delay line from Eventide Clockworks can also be used for general production work such as effects or echo delay. Available in either 7.5kHz (for talks) or 15kHz bandwidth versions, the *BD955* is available fitted for a maximum delay of 1.6s, 3.2s or 6.4s using RAM memories. When used for profanity delay, normally the output would be fixed at say 6.4s after the input, but when triggered by pressing the dump button, the



## Studer A800 in detail

Willi Studer is one of a select group of manufacturers whose new products are awaited with particular interest by critical users in the recording industry. The new Studer *A800* multitrack tape transport to supersede the much acclaimed *A80* multitrack is no exception. Referred to cryptically (and hungrily!) in certain well-heeled studio circles as 'the new Studer', it has already built up a reputation as being both revolutionary in concept and completely new in design—and the machine is not even available yet!

As with any new product from a manufacturer considered a giant in the field, reports tend to get a little distorted in the almost hysterical excitement of anticipation. In the sober light of morning the Studer *A800* should be seen as a transport based on proven design principles rationalised to interface with the recording industry's new found treasure, *the microprocessor*; and in this respect there have been some innovations. Not unlike 3M, for instance, whose 32-channel *M79* digital machine will be unveiled in Britain next year, Studer have decided to stay with analogue recording for the time being despite the introduction of a microprocessor based control logic. It seems probable, however, that the *A800* will be the company's last analogue machine.

Channel meters have been re-

arranged above the transport in strips of eight rather than the *A80*'s paired configuration by mounting channel cards, containing all routine alignment adjustments, separately below the tape deck. Other obvious changes are 35.5cm reel capacity and new quick release hublocks. High torque DC spooling motors have been fitted which Studer claim, make for a 'very fast responding transport'. A microprocessor controlled 13MHz crystal reference is compared with the output from two tachos to maintain constant speed on the AC asynchronous capstan motor. The nominal speed can be varied by  $\pm 7$  halftones on the new timer panel mounted to the right of the deck top. The panel includes a  $\pm 10$  hour digital timer and a varispeed deviation digital display. The varispeed is operated by depressing 'down' or 'up' (coarse and fine buttons are provided) until the required speed is attained. Adjacent to the timer display are controls permitting the automatic location of timer zero and one pre-determined timer setting, or 'address' as Studer call it. To the left of the timer panel is the familiar 'edit' pot, featuring constant speed spooling at any given setting and to the left of this is the conventional grouping of basic transport command buttons. The edit pot is brought into circuit by a latching edit button.

Staying with the transport we now move into an area of subtlety afforded by the incorporation of microprocessor based logic revealed in all its breathtaking smoothness and sense only by operation. Having said that, I should make it clear that I haven't operated the machine—yet. Anyhow, the tape response is compared to machine status by the microprocessor via a number of sensors. A sensor roller positioned in the take-up path detects and quantifies tape motion, and specifies direction, by issuing a series of pulses derived from high resolution photo-electric devices. Precision pots in both arms of the tape circuit provide a voltage proportional to tape tension. The microprocessor is able to use information received from tension and motion sensors to achieve smooth mode changes. When play is selected for instance, the capstan pinch roller is placed in 'edit' position and spooling motors engaged to bring tape up to play

24 ►



# Detalab Research DL-1 Digital Delay Unit

## Better Performance...

Full 20-15Khz frequency response, all delay lengths. 5 m/s to 160 m/s.

## Better Dynamic Range ...


Over 90db 'A' weighted on delay settings to 100 m/s, over 85db to 160 m/s.

## Better Operational Flexibility ...

Delay variable in 5 m/s steps to 160 m/s.

## Best Value in Digital Delay Devices Today!

UK Professional User List £726.



Fully professional 'no performance compromise' Digital Delay has at last become available at a reasonable cost with Deltalab Research's DL-1 Delay Unit. Equally suitable for high quality

recording or PA use, the DL-1 is flexible (3 outputs each with selectable delays) easy to install (balanced input/outputs) and small in size (19" x 1 3/4").

For full information on the Deltalab Research DL-1 please contact:

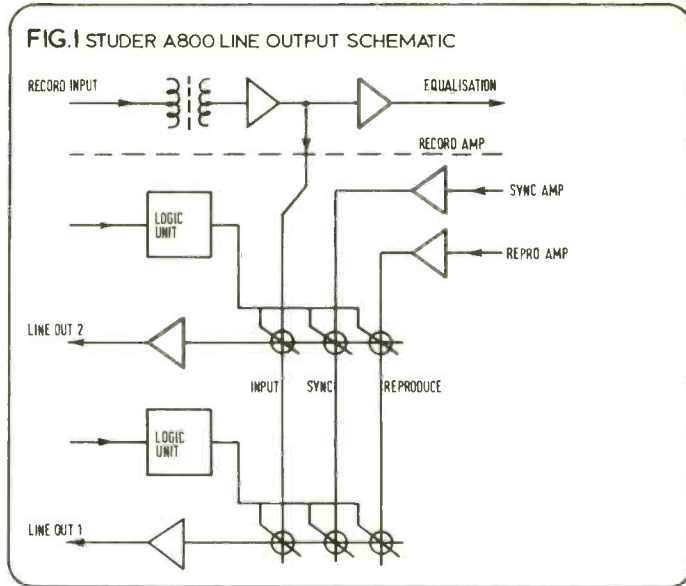


Scenic Sounds Equipment, 97/99 Dean Street, London W1V 5RA.  
Tel. 01-734 2812. Telex 27939.

speed; once this has been achieved the pinch roller pulls in. Studer claim this minimises wear on the tape. Similarly, in going from a wind mode to play, tape is first brought to speed under tape motion control before the pinch roller pulls in to engage the capstan shaft. Record mode is postponed until capstan contact is achieved.

During deceleration when switching from a wind mode, the EMF from each spooling motor is measured and fed to the micro-processor. Combined with information received from tension and motion sensors, these signals permit smooth electronic braking. To protect the tape an optical 'end of tape' sensor and a 'head shield in position' microswitch are incorporated. In addition, each tension detector pot has a 'no tape' switch attached which trips at the minimum tension position. Start of machine is possible only if each of these sensors indicate 'ready'. I was rather mystified by the headshield interlock but Studer argue that when the headshield is in position, possible accidents due to the high torque of spooling motors are 'eliminated to a great extent'. In any event, the headshield may be disengaged after the machine has been started. A 'no start possible' condition is indicated by a flashing stop button. Electro mechanical band brakes are fitted to spool motors in a failsafe configuration and so operate only in the event of power shut down.

FIG.1 STUDER A800 LINE OUTPUT SCHEMATIC



Because audio electronics are located beneath the transport, plenty of space has been made available above the deck for the VU channel meters above which is the master panel. This is bracketed on the fascia into four control groupings (left to right); remote control, operating mode, code channel and audio master. The remote control section selects local or remote operation of transport, audio electronics and code channel by means of 'butterfly' fluorescent dot type push buttons, used extensively throughout the machine. LEDs above each button indicate completion of the command. The operating mode section provides a master mute button cancelling all play-

back outputs. The next four buttons in this grouping work only when the optional delay unit is fitted. Here, the microprocessor controls the sequential switch of erase and record heads going in and out of record mode producing what Studer claim to be 'the most perfect electronic edit'. So, the first button in this grouping is labelled 'rehearse'. This simulates such an electronic edit by switching playback electronics to input or mute when play and record buttons are depressed together—also of course it inhibits recording. The playback switching, however, is timed just as though an actual drop-in were being made. The next button 'drop in delay inhibit' disables drop in delay just described but retains delay on dropping out. To drop out you simply press play as on the A80. 'Auto input' switches playback electronics to input when stop or a wind mode is selected, and 'spot erase' disables the transport for manual erase editing purposes.

The code channel section relates to the bottom edge track (track 16 or 24) used for SMPTE time code locking to other multi-track machines. A 'safe' button protects the track from accidental erasure whilst another switches it out of the audio electronics. Studer's Tape Lock System (TLS2000) programmer interfaces with the code channel output and provides comprehensive locking between machines, including framer advance and retard, and code related external equipment cues. Additional buttons and LEDs control and indicate code channel mode. The last master panel section is labelled 'audio master' but before this is a set of

retracted buttons secured behind a plastic slide. These comprise a master 'safe' button completely disabling record (useful for protecting expensive master tapes!), a master 'NAB/CCIR' button, a master 'output calibration' button and a master 'output +10dB' button which increases the gain of line amplifiers by 10dB for frequency response alignments with the VU meters on the machine.

Before describing the audio master section, it may be a good idea to outline Studer's line amplifier logic. Fig. 1 schematically shows the two line outputs per channel—the 'logic unit' shown is micro-processor controlled and offers the following output possibilities: simultaneous (ie master) control of all 'no 2 outputs,' and simultaneous or individual control of all 'no 1 outputs.' This is borne out in the VU meter panel photograph; the mode select buttons and LED's relate to 'output 1' only. However, safe/ready status is selected individually from each VU panel except where the aforementioned 'master safe' button has been depressed. Also on each VU panel is a jack socket controlled by a two-way toggle switch, for headphone monitoring of either output (1 or 2).

And so onto the master panel's 'audio master' section. This provides master control of audio electronics, with the option of individual channel control of output 1 only. Returning to the channel cards racked beneath the transport, there may be one or two electronic features worth highlighting. Each channel is made up of four standard sized plug-in PCBs; reproduce, sync, record and HF driver. Each HF driver board is equipped with a single bias pot which is used to calibrate all channels to a reference level selected on a two-way switch in 'channel adjustment' position on the master oscillator board. The switch is then thrown to 'bias setting' position and the bias adjusted for all channels simultaneously from the master oscillator board for each of the two transport speeds. On the face of it, this feature looks like a boon for maintenance engineers that should make both routine adjustments and calibration to different brands of tape simple tasks. Studer also provides an LED in the bias section of HF drivers which indicates bias presence. The erase section of the master oscillator board has the conventional 'fast' and 'slow' pots, whilst on each HF driver is a



A800 24-track with remote control and TLS 2000



# AKG

ACOUSTICS



ADV 244/E

Only a short time ago we had our 30 year anniversary as a specialist in the development and production of high-grade studio equipment, headphones and microphones. AKG representatives are to be found in 104 countries. Many of the international events are transmitted by AKG mikes. Many patents are the insurance for our technical lead, which puts us in good contact with studios and dealers. Whenever you have a question about our products, contact the serious Hi-Fi or music stores. There you will be advised and informed about prices.



AKG Acoustics Ltd. 191 The Vale, London W3 7QS, Telephone 01-749 2042 (5 lines), Telex 289 38 (akgmig g)

[www.americanradiohistory.com](http://www.americanradiohistory.com)



## NEWS


tuning pot with an LED indicating optimum resonance of that channel's erase circuit (LED on indicates out of tune condition). Bias frequency is 240kHz whilst the erase frequency is 80kHz, both derived from a 1.9MHz quartz crystal source.

Adjustments available on the three audio amp cards look pretty conventional. The repro amps are fed by plug-in pre-amplifiers mounted just underneath the deck in a shielded box. Transformerless high impedance matching with heads and short leads between heads and pre-amps, make for high crosstalk rejection and very low hum and noise pick-up, Studer claim. They have also phase corrected treble controls in record amps, and bass controls in repro amps, to give 'the best transient phase response.'

Finally, the Studer *A800* remote control unit. This provides all control possibilities for each individual channel excepting individual control of 'reproduce'—this seems fair enough as 'sync' is freely available for each channel, as would be used in most recording situations, and in any case repro outputs can be master

selected. The unit does not, however, provide transport control and is evidently designed to complement the *TLS2000* tape lock programmer, which has these controls fitted. In fact, a trolley console has been produced to accommodate the two units and Studer has chosen to design the remote unit within the *TLS2000* dimensional constraints, and in so doing may have compromised its ergonomics and facilities, I feel. The channel commands are grouped in four rows of six channels (for 24 track) consecutively numbered vertically. VU panels on the machine offering similar facilities are grouped in three rows of eight channels (for 24 track) consecutively numbered horizontally. For the sake of two channels of width, the remote unit could be that much more ergonomically appealing, wouldn't you agree? Similar dimensional constraints prohibited the inclusion of transport controls, I would suggest. In any event, I think they should have been incorporated; the implication otherwise being that every *A800* user should be operating 48-track—an option Studer has made very convenient on this impressive new beast.

**Richard Dean**



### New SMPTE/EBU code generator

EECO has introduced the *MTG550* master timecode generator series which generates standard SMPTE/EBU timecode for both audio and video purposes. EECO has developed a large scale integrated circuit which contains all the logic necessary for presetting and display time, inserting user bit, locking to video or other reference sources, external selection of 25/30 frame rate and selection of drop or non-drop time

codes. Although the *MTG550* is designed for rack mounting and is 4.4cm high, the LSI would enable a very compact portable generator to be produced. Price is \$2,850 for NTSC, \$2,990 for PAL/SECAM units, ie NTSC for USA, PAL/SECAM for Europe.

EECO, 1441 East Chestnut, Santa Ana, California 92701, USA. Phone: (714) 835-6000. Telex: 678420.

Worldwide: Ampex.

sound spread over some 30 tracks. The Sony *PCM 1* adaptor, which enables the owner of a domestic *Betamax* video recorder to tape stereo sound in digital form uses a 13-bit code (see *Business* August page 30). Technics now have a pcm adaptor for use with the Akai, JVC and National *VHS* video recorders. This is stated to be so far incompatible with the Sony *PCM 1*. Of course there are more systems of both fixed-head and helical-scan type. But enough is enough. Already it all adds up to a digital Tower of Babel.

Mercifully there is light at the end of the tunnel. Most of those now involved in pcm had their fingers badly burned over quadraphonics. They have thus already learned the bitter lesson that neither the trade nor the public will show any real interest in any system until it is standardised. On the very day that I visited Technics in Osaka, engineers from that company were talking in Tokyo with engineers from Sony about a domestic digital standard. And, of course, the AES is already struggling to find common agreements over codes, tape speeds and sampling rates to be used for professional digital recording. One suggestion gaining support both inside and outside the AES is that professional standardisation should be on 16-bit linear encoding.

This would make it interfacing between industrial and business computers easier, and thus open the door to an all-digital studio with pcm recording a natural companion to computer mix-down.

**Adrian Hope**

### Raindirk v Central Recorders

In a High Court case against Raindirk Ltd on July 25, Central Recorders Ltd won the repayment of a £6,588 deposit for a mixer console that was never delivered. Mr Justice O'Connor said that Central Recorders ordered a *Quantum* mixing console and other ancillary equipment costing over £25,000 from Raindirk Ltd last year. Central Recorders paid the deposit and delivery was agreed for August, but Raindirk ran into difficulties and the delivery date was put back to September 15. At the end of August Central Recorders closed their studio down and dismantled it in readiness for the new equipment. But on September 1 they were told the mixer would not be ready for another ten weeks. Central Recorders could not afford to close down for three months and asked for their deposit to be returned. Raindirk said the return of their deposit had been subject to them selling off the equipment to another studio, but that the deal had fallen through. The judge said he was satisfied that no such condition had been put on the return of the deposit.

**Press Association**

### Digital standards

This neatly points up the quite desperate and urgent need for some agreement on pcm standardisation. The BBC/3M fixed-head system uses a tape speed of 114 cm/s, with the blocks of data spread out serially along each tape track, so that dropouts will only matter if they extend an inordinate length along the tape. The Sony professional system proposes a tape speed of either 38 or 57 cm/s, with the data spread both serially and transversely over either three or two tracks (respectively). Soundstream use a sampling rate of 50 kHz and description by 16-bit linear words. The first Columbia pcm system used 50 mm tape at a speed of 38 cm/s and a 13-bit linear code. The next generation used 14 bits. The Sony *PCM 2* system, which bridges the gap between professional and semi-professional, records audio in either 14 or 16-bit code on a helical scan video recorder of semi-professional type such as the U-Matic.

All the systems are clearly incompatible with the Technics system and its tape speed of 38 cm/s and each channel of

### Advent SoundSpace controller

Designed to overcome the limited acoustics of a home listening room and to recreate electronically the kinds of acoustic environments in which music is originally performed and recorded, is a unit from the Advent Corporation of Cambridge, Mass. The *SoundSpace* controller works by digitally processing mono or stereo signals, and adding multiple time delays that are mixed and recirculated to expand and vary the acoustic space of a listening room. It models the way sound is delayed and reflected in large listening spaces according to a combination of variable and fixed parameters, and has continuously variable operating controls for size and reverberation. Size defines the audible room size using a displayed digital delay from 1 to 100ms while reverberation determines the 'liveness' of the acoustic space created by multiple reflections and echo. The *SoundSpace* controller can also be used in a delay-only mode.



## NEWS

When used in a listening room, an extra amplifier and speaker pair at the room's rear are driven from the *SoundSpace* controller. Price is \$595.

Advent Corporation, 195 Albany Street, Cambridge, Mass 02139, USA. Phone: (617) 661-9500.

### Recording Arts courses

The Recording Arts and Sciences Institute of Canada, a non-profit educational foundation serving the Canadian recording industry, and Dawson College, one of Canada's largest colleges, has developed *Recording Arts*, a special programme in the art, science and technology of recording. The programme, which includes approximately a third of its time in recording studios, can be structured to different career orientations: record producing, sound engineering or recording industry management. It is hoped to accommodate 100 full time students in the first academic year beginning September 78. A full time student will spend two years (12 hours a week), 15 weeks per term, at a cost of \$1,950 or \$2,950 for non-Canadian students.



Helios 32/24 desk at KPM studios

### Peak programme meters

Controversy and debate go hand in hand with VU and PPM meters. Eric Small & Associates Inc, San Francisco, are adamant supporters of PPMs and are, they claim, the only manufacturers in North America supplying such meters meeting BS4297, a BBC

standard. Using a Weston movement, the PPM electronics are contained on a small board mounted on the meter's rear. The scale is white lettering on black, and is linear calibrated in dB reading -22, -16, -12, -8, -4, 0 and +4dB. Input is high impedance balanced and will directly replace a VU. Meters are available in 89mm or 114mm face widths and the one-off price is \$198.

Dawson College, Victoria Campus, 485 McGill Street, Montreal, Canada H2Y 2H4. Phone: (514) 931-8731.

Eric Small & Associates Inc, 680 Beach Street, Suite 365, San Francisco, California 94109. Phone: (415) 441-0666.

### Contracts

● Helios Electronics has delivered a custom 32/24 desk to KPM Studios in London, part of the EMI Music Group.

● Pye Business Communications has received an order from Queen's Medical Centre, Nottingham, for a Philips M100/4C microprocessor controlled intercom system.

● Neve is retrofitting a Necam computer-assisted mixdown system to an 8048 32/32 desk at Glen Studios in Stockholm.

● Neve has completed a £120,000 turnkey order for ORF, the Austrian broadcast organisation, which included a 40/24/4/2 desk and numerous ancillaries.

● Soundmixers Recording Studios in New York have acquired a Sennheiser Vocoder designed to substitute musical instrument sounds for vocal vowel sounds.

● Brabury Electronics is to supply a 40-channel stereo sound recording mobile to RTV Novi Sad in Yugoslavia, including a VHF stereo relay transmitter and self power for five hours.

● Dell Technical Vehicles has supplied two complex OB vans to the German network ZDF, one a five camera mobile, the other a sound recording vehicle with 36/16 Telefunken desk and 16-track tape recorder.


# elektroimpex

BUDAPEST

THE OFFICIAL SUPPLIER TO THE MOSCOW OLYMPIC GAMES OFFERS

- automation-ready, all-IC mixing consoles for stereo, quadraphonic and multitrack sound recording
- servo controlled tape recorders
- direct drive studio turntables

- solid state switching and routing systems
- field commentator's units
- complete audio systems for Radio and TV studios, including design, supply and installation



ELEKTROIMPEX · HUNGARY

H-1392 Budapest, POB 296

# studio diary

## A concert with a difference

Flautist Stephen Preston was on stage at the Wigmore Hall recently with a few friends and some interesting ideas to coincide with release by Reflection Records of his solo album. The Reflection album, produced by another flautist, Tim Wheeler, is somewhat out of the ordinary for several reasons. For one thing it has Preston playing all manner of odd 18th and 19th Century flutes. Some of these oddities are owned by Preston, and others (even odder) come from the stock of *The Sign of the Serpent*, a shop in Pond Street, Hampstead which specialises in old musical instruments and publishes Reflection Records as a side-line.

For both the record and the concert, Preston played an 1850 French flute that doubles as a walking stick and is thus "practical for impromptu serenades" and an 1820 glass flute also from France. Glass flutes are under-

standably somewhat rare. "They have a distinctly ethereal tone and one other characteristic quality—endurance until broken," explained Preston. The Reflection record is also unusual in that, while featuring music written over two hundred years ago, it relies on overdubbing to enable Preston to duet with himself and close miking to capture the sound of the instruments as they were often originally heard, at close range in a living room. As Preston explains, much of the music he plays was never intended for the concert hall.

On stage at the Wigmore Hall a flautist can't normally duet with himself. But Preston, with the help of John Shuttleworth who had recorded the Reflection album in Sussex, had a go. There is nothing new about an artist performing live alongside a pre-recorded backing track, but I can't recall ever seeing the artist lay down the track and then run

segue into a duet with what he has just recorded but this is just what Preston did. First he played one half of Bordet's *Imitation du tremblant doux du l'Orgue* duet on a glass flute into a crossed pair of AKG 414 microphones. Backstage at the Wigmore Hall, John Shuttleworth recorded the part on a Nagra. As Preston finished he went into a trill and sustained note while out of sight Shuttleworth rewound frantically to the starting point, using two extra pair of hands to brake the Nagra spools. As Preston on stage ran out of breath on the trill, the Nagra recording was replayed through a Quad 405 and a pair of large cabinet speakers home-built to Radford design for domestic use. The result, instant self-duet. The audience loved it and I'll bet that instant-duets become a regular part, and even trade mark, of Preston's future stage performance. If so it might actually pay dividends to cut corners. Recording and replay was in stereo with the speakers at each side of the stage, but in practice this creates more problems than it is worth. Professional film makers have long ago learned that only a small fraction of the audience will be sitting in the centre of a cinema, and thus in an ideal stereo seat. So most stereo film sound dialogue is panned mono to the centre

speakers. Likewise in a concert hall it might prove far better for instant duets to record in mono and replay in mono via a single speaker alongside the performing musician. Surely there isn't too much stereo in a flute recording anyway?

Finally an interesting side thought. The only noticeable difference between the sound of Preston live, and the sound of Preston off tape (other than a slight discrepancy in level) was the extra breathiness of the taped sound as captured by the relatively close mics. Yet another reminder of the very real difference between live sound as heard from a seat in the stalls and the liver-than-live sound of a close mic recording which the public at large is now accustomed to expect from the records they buy.

Adrian Hope


## SARM bounce back

Remember that awful fire suffered by SARM (Sound And Recording Mobile) Studios of London we described so vividly in the May News column? Well, co-director Jill Sinclair tells us the studio has now recovered from the disaster. After months of dedicated stripping (the walls and floors, you fool!), the 'completely re-vamped' studio

30 ►

## Kritz International, Belgium

Based in Kuurne, Belgium, Kritz International recording studio 2 has recently been entirely redesigned and the control room now features an MCI JH500 series console with plasma display, Lyrec 24-track with varispeed and autolocator, 2-track recorders from Studer (A80, A67, A700), monitoring from Studer, Amcron, ESS, Tannoy and Celestion, reverb from EMT and AKG, Eventide digital delay and *Harmonizer*, UREI limiters, DBX and Dolby noise reduction. The studio has capacity for 100 musicians, is fully airconditioned and features three separation booths and a wide range of instruments including Fender electric piano, Horner clavinet, Weber grand piano, Hammond organ and various drum kits, amps and effects boxes. Rates are £35 per hour, £200 per 8 hour session with extras for weekends and late working. Fritz International Recording Studios, Studio 2, Noordlaan 10, B-8720 Kuurne/Belgium. Phone: 056 351184, 351654.





---

# A REALLY PROFESSIONAL MICROPHONE

---


## THE EAGLE PRO M90 MICROPHONE

A tough cardioid mike for stage use.  
Voice or music. Indoors or out.  
A mike with really good feedback control and an amazing  
40 to 16000 Hz frequency response.  
Three layer windshield. XLR connector.  
Custom-built clip for stand use.  
A mike that will never let you down.



That's why the real professionals use it.

# EAGLE



Please send me details of all the Eagle mikes, mixers, stands and other studio equipment.

Name \_\_\_\_\_

Address \_\_\_\_\_  
\_\_\_\_\_  
\_\_\_\_\_

Phone \_\_\_\_\_

## EAGLE INTERNATIONAL

Eagle International Precision Centre, Heather Park Drive,  
Wembley HA0 1SU, Middlesex. Tel: (01) 902 8832

SS1

## STUDIO DIARY

will be ready to resume business at the beginning of August. "While we were stripping down walls and removing damaged cables we thought we might as well redesign the acoustics and layout," said Jill, "so the studio now seems bigger, and sounds better. But in fact we haven't changed the room structurally."

In addition to changes in finish, the studio will be reborn with an updated equipment inventory. "We're installing a Trident TSM console" (Jill again) "with 40 inputs and outputs, and 24 groups. This will drive two Studer A80 24-track machines linked by Studer's TLS 2000 tape lock system for 46-track recording." SARM's collection of ancillary devices, reputedly among the most comprehensive in the country, were mercifully spared from the blaze. The 2.85m Bosendorfer Imperial piano has been sent back to Vienna for an overhaul.

Initially, the Stevens 32-track tape machine was considered as a master recording machine until it was discovered that the company has no franchise arrangement in the UK. So the Studer pair were selected instead. "It'll be a fabulous studio when it's finished", remarked Jill. "An established studio refitted with the best equipment available but retaining our hallmark of the personal touch." Quite SARM studio, by the sound of it. . .

Richard Dean

## DJM MCI OK?

There's no doubt about it, this sound business can be rather puzzling at times. Daily, radio boasts the prowess of recording studios around the world (well, some of them anyway), and yearly millions of people clammer to buy studio products. And that's not including film and TV soundtracks, of which there are many notable examples. Given that talented people enter the industry at the other end, one might look forward to a remarkable fusion of art and science somewhere in the middle. Well, of course, studios do rely on teamwork. But like a handful of other areas of work where several attributes combine to provide that modicum of glamour, a certain division by cliques is evident, and with it an instinctive nose for gossip. Whilst we don't cultivate gossip of the speculative variety in these pages (we haven't got the space), we're not averse to printing serious rumours that turn out to be untrue. So here goes.

An ostensibly informed 'squealer' recently told us a truly horrifying story. The MCI 42/32 desk at DJM had been supplied without the normal warranty, he claimed, so as to secure a more favourable price, and the worst possible thing had happened. The desk had extensively malfunctioned and was now no more than an expensive wreck!

If anybody knew the truth of the matter, it had to be DJM's studio manager, Alan Florence. So tactfully I confronted him with the



story. "We're a new studio and as such it's inevitable that teething problems should be experienced with the equipment", he said. "Most of the bugs came from the automation system and it's interface with the desk. But now we've ironed out all the snags and are very pleased with the results. Apparently we did do a deal with MCI about the warranty—I've only just heard about that recently myself. But as for the desk col-

lapsing into a pile of rubbish, that's ridiculous!"

Alan went further to dispel this by now obvious myth with a string of names recently visiting the studio, and by all accounts, happy with the results. "Since we opened early this year we've done some very satisfactory sessions", he said. "We've had names like Alan Price, Roy Wood, Maddy Prior, Johnny Guitar Watson and Liverpool Express in here, to name a few. We also had a big name from Spain, Juan Pardo, a client I acquired while working at Sonoland Studios in Spain. In fact, a similar situation arose out there. Sonoland was a new installation, and my job as studio manager was to establish it as a major studio. When we first started, some of the stories going around about the place were unbelievable—pure fantasy most of them—knocking the studio and its facilities. Most of the stories came from competing studios, I feel sure. Yet when I left, having built the studio up over two years, to work for DJM, the place was choc-a-bloc with work. Now it's one of the busiest studios in Spain." Speaking as something of a studio veteran, with 18 years of recording experience behind him, Alan concluded, "I've got used to the stories that circulate in the industry. After all, in the end it's the sound that counts, and the sound at DJM is of a very high standard. Now I intend to build the reputation of the facility to that of a major international studio—I did it in Spain, and I see no reason why I shouldn't do it here."

Richard Dean

## Sinus Sound, Switzerland

Automation comes to Switzerland, and in Berne not Montreux. Sinus Sound has recently taken delivery of the latest MCI 528 automated console with plasma display and Spectra-Vue real time analyser. The reconstructed control room has excellent acoustics and equalised JBL Tannoy Auratone monitors, and features MCI 24-track with full Dolby noise reduction and five 2-track machines. Ancillary equipment includes Eventide Harmonizer, Instant Flanger, Omnipressor, Klark Teknik Analogue Time Processor, six equalisers, and eight limiter/expanders. Instruments resident in the studio include Steinway Grand, Hammond organ, Fender and Ampex amplifiers, drums and various synthesisers and there is a separate drum booth. Video and sound lines enable recording in a local theatre using the Sinus Sound control room.

Located in the heart of Berne, sessions have included the top rock

group Rumpelstilz who have recorded all their work at the studio, other top Swiss artists including Peter, Sue and Marc, Pepe Lienhard Band, Krokus, Sammy Price, Dick Wellstood, Wild Bill Davison, Victor Scott of

Les Humphrey Singers, and Johnny Thomson Singers of Philadelphia. English songwriter and producer Micky Denne has also used Sinus Sound which is located at Munstergrasse 48, CH-3011 Bern, Switzerland. Phone: 031 229099.








# Birth of the two-track masterpiece. Otari MX5050-B2.

The new Otari two-track machine is designed for discriminating recordists. Built with inside-out improvements over our long succession of compact professional recorders. With built-in operation ease and better serviceability. With fidelity, reliability and professional functions indispensable for every critical application you have in mind.

DC-servo direct drive for minimum wow/flutter and speed deviation. With  $\pm 7\%$  pitch control and foolproof IC motion-sensing control logic. Optional remote control for all transport and mode functions. Maximum 30dBm input and 600 ohm +4dBm or -10dBm switch-over output with XLR connectors. Front-panel edit and cue, test oscillator, stepless bias and IEC or NAB equalization. Full professional four heads with extra quarter-track playback. And it's designed for both vertical and horizontal operation.



Resultant performance: smooth punch-in/punch-out mastering at 63dB S/N, 55dB crosstalk and 70dB erase with 30Hz - 20kHz ( $\pm 2$ dB) response. It's the latest and wisest choice for your quality 15/7-1/2 ips masters. For the full story about the new generation recorder/reproducer, contact your nearest Otari distributor and see why we call it the masterpiece.

## OTARI

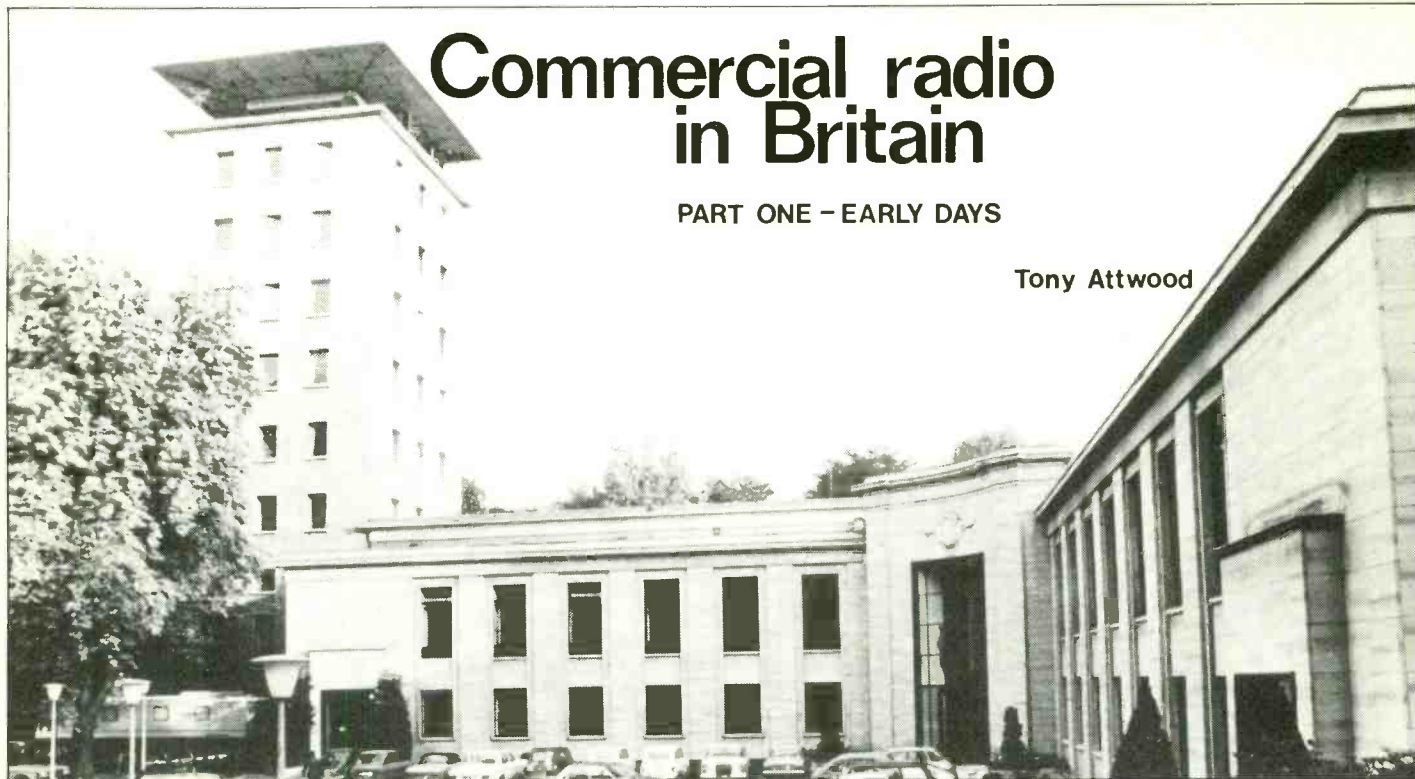
U.K.: Industrial Tape Applications, London  
Phone: 724 2497  
France: Reditec, Paris Phone: 300.9630  
West Germany: Peter Strüven GmbH, Hamburg  
Phone: 801028/29  
Belgium: Trans European Music S.A., Brussels  
Phone: 569 1823  
Italy: Exhilo Italiana S.R.L., Monza Phone: (039) 360021  
Switzerland: Audio Bauer AG, Zurich Phone: 643230  
Australia: Klarion Enterprises Proprietary Ltd.,  
South Melbourne Phone: 613801  
Japan: Otari Electric Co., Ltd., 4-29-18 Minami Ogikubo,  
Suginami-ku, Tokyo 167, Japan

# Commercial radio in Britain

PART ONE - EARLY DAYS

Tony Attwood

Studios in Villa Louvigny, Grand Duchy of Luxembourg



*During October, Commercial Radio will celebrate its fifth anniversary in Britain. In a three part series, we will first be examining the origins of Commercial Radio and how 19 stations came to be set up, next month we will be taking a much closer look at three totally different stations and how they are succeeding, and in the third part publishing varied 'suggestions' as to how the next five years of Commercial Radio could develop. Music on radio was recently covered by Tony Attwood in Wavepower, published in July Studio Sound.*

WHEN Radio Luxembourg opened a long wave service in English on weekday afternoons (and all day Sundays) in 1934, it was not the first station to offer commercial radio to the British Isles, but it was the earliest station to survive up to the present day. Broadcasting continued from Luxembourg until the outbreak of war in 1939 whereupon after being closed down for several months, the station reopened carrying the delicate tones of Lord Haw-Haw (alias William Joyce) telling the British (in language that was never heard on the BBC) how, why, when, and where Germany was going to win the war.

This was obviously a severe embarrassment to the British government, and yet the lesson of Luxembourg was never learned. It must have been clear to everyone at the time that people only listened to the enemy's propaganda because it was more amusing than the regular broadcasts from the Beeb. Despite this there was no great expansion in radio broadcasting after the war. Luxembourg's English language service moved to 208 metres and that was about it.

Twenty years after the end of the war the government's entrenched policy once again resulted in a feeling of embarrassment, this time mingled with paranoia, with the coming of off-shore radio. The first commercially operated radio boat had appeared off the coast of Denmark in 1959, and thereafter others started popping up all over the place including, naturally enough, the Thames estuary, North Sea, Clyde, and Irish Sea.

The pirates combined the well established Luxembourg technique of sponsored advertising with the TV style of spot adverts. However the pirates generally avoided being sponsored by the record companies who had for years kept Luxembourg's early evening shows going, and instead picked up sponsorship from chain stores and (again during the off peak early evening slots) American religious organisations that believe that the world will end when everyone is able to hear God's word.

At about the same time as the pirates were setting up their sound blockade, the Isle of Man, making use of its constitution which conveniently allows independent action on purely internal matters set up its own commercial station, via an Act of Tynwald passed in 1964. Thus when the British government, doubtlessly wishing to

save the human race from the impending end of the world, passed the Marine Offences Act in 1967, Manx Radio was able to carry on regardless along with the broadcasts from the Grand Duchy of Luxembourg (which in October that year started to go out live from the station, rather than being prerecorded in London), and one surviving radio ship, Caroline International.

And there the matter was once more left to rest. There were numerous campaigns around at the time to get legal onshore commercial radio introduced, but the Home Office would hear nothing of it. When the government had sought powers in Parliament to outlaw the pirates the centre of their case had been the problem of frequency space. It was argued that the radio ships were causing interference with emergency services, maritime communications and so on, and that even the offers by the station operators to go onto other frequencies was not acceptable as there were no other frequencies to move onto.

This, of course, was simply untrue. The Ministry of Defence had previously been allocated all sorts of frequencies which they were not using at all (although which ones cannot be reported as it is classified information). Some (but by no means all) of these unused frequencies have now been given up. This strange desire on the part of Government departments not to make proper use of the frequencies available was given greater prominence when, after the 20 BBC local stations had been set up, no-one seemed worried that most evenings many people could choose any one of five different frequencies on which to listen to the paired output of Radio 1 and 2, and the nearest local station. But this wilful waste of a finite resource by a government sponsored body has never deterred the government itself from using the old frequency limitation argument to hold back the development of commercial local radio in this country.

The first breakthrough on the question of frequencies came in the 1971 government white paper *An Alternative Service of Radio Broadcasting* in which a network of up to 60 stations throughout the UK is proposed to be administered by the then Independent Television Authority. Appendix A to the report suggested that article 8 of the Copenhagen Convention of 1948 could be utilised in a





**Left:** Recent Neve console at Radio 210 Thames Valley. **Right:** Early Neve at Radio Luxembourg.

way that the government had never previously admitted was possible, that is by asking countries that had been given certain frequencies under the Convention to allow British stations to operate on them using low power transmitters. In addition it was suggested that the BBC might give up some of its frequencies (in the event the Corporation gave up 251m and 194m). The development of directional medium frequency aerials completed the argument against the view that there were simply not enough frequencies to go round.

On the VHF band, the government's desire to hold on to everything it possibly could for its own (undefined) use had been equally apparent—although never challenged by the pirates who stuck to medium wave transmission. Britain had become (and still is) the only European country not making use of the whole 88 to 100MHz range for broadcasting, despite the fact that the BBC led the protests in pressing for the use of all frequencies up to 108MHz for local radio as is the case in some parts of the world. The white paper however envisaged that the 60 IBA stations could be accommodated between 95 and 97.5MHz after some rearrangement of the frequencies used by the local BBC stations. Those interested in pursuing the proposal further may like to read Appendix B of the white paper which lays down frequency planning standards for the proposed new stations.

The white paper put the responsibility of overseeing the setting up and day to day running of the new stations firmly in the hands of the IBA. The Authority had to decide where the stations should be, and exactly how many there should be (60 was merely the maximum number allowed), and then run things in accordance with the guidelines. These guidelines encouraged the IBA to develop stations not only serving the big conurbations but also small stations for country towns, with an eye to finding out just what the smallest community capable of sustaining a commercial station might be. In the event the smallest VHF catchment area of any IBA station is 200,000 people for Radio Orwell in Ipswich, which is a considerably larger area than that served by Manx Radio (total island population 68,000).

There were other suggestions too—the stations should be firmly rooted in their locality, and there was talk of an exchange of new music and other programmes through a network of stations. A major

ingredient of the stations' output would be local news and information. In the longer term there was the suggestion that in the larger cities several stations could be set up, each offering a different service, whilst small stations in country areas might link up from time to time, carrying the same programme, possibly through the evening and night time hours.

These issues were taken up again and formalised in the Independent Broadcasting Authority Act 1973 which opened with the magnificent command:

Be it enacted by the Queen's most Excellent Majesty, by and with the advice and consent of the Lords Spiritual and Temporal and Commons, in this present Parliament assembled, and by the authority of the same as follows . . .

What followed was an act which gave the IBA the authority to set up the stations. The act contains a vast realm of details relating to programmes, advertising, contracts, finance, and even remarks on such matters as competitions, prizes and charity appeals. The Authority is charged with the responsibility of making sure that nothing is included in the programmes which offends against good taste, that proper proportions of the recorded and other matter included in the programmes are of British origin and British performance, and so on. This being enshrined in an Act of Parliament it meant that it was (and of course still is) open to any citizen to take the Authority to court on the grounds that it is not acting within the Act—as Norris McWhirter did in 1973 when he alleged that by allowing one of its TV companies to show an Andy Warhol film the Authority was breaking the television act. Although McWhirter lost, his action is a reminder that it is open to anyone to challenge the IBA's work at any time.

After the 1973 Act was passed, the IBA listed the areas where it wanted stations and put the franchises up for offer. Any organisation that fancied running a commercial radio station in one of the areas chosen by the IBA could apply, although the number of applications from companies received was much lower than many might expect—the highest number being eight applications to run the London General station. On the other hand only one application was received to run the Wolverhampton station.

## COMMERCIAL RADIO IN BRITAIN

In the event the station at Wolverhampton was the last one to get under way, opening on 12 April 1976, for after coming to power in 1974 the Labour Government stopped the IBA from issuing any more franchises pending a government report on the matter. That left the IBA with just 19 stations to oversee. In order to facilitate this process, the IBA came up with their own 'Code of Practice for Independent Local Radio Studio and Outside Broadcast Performance' along with specifications of independent local radio broadcasting standards. The code of practice covers everything from signal paths and tape recorder tolerances to the operational requirements of the whole system.

It soon became clear that although the Labour Party jibe that the franchises were licenses to print money might be true in the long term, in the short term the newly formed companies were having to fork out large sums of cash in order to meet the requirements of the engineering code, for the use of copyrighted material and of course to pay the rent on the transmitters, all of which are owned by the IBA. The transmitter rental (which is the only source of income for the IBA) consists of a primary rental, which is a fixed sum revised each year for each station (thus allowing the IBA to charge a higher rental for transmitters situated in large conurbations than for those serving smaller populations) plus a secondary rental which the company starts to pay when its profits reach 5% of the advertising revenue. When the companies make a loss (as LBC did during its early years of operation) the primary rental may be deferred for a while, although it can't be written off.

In order to carry out its duty of overseeing the day to day programming of stations, the IBA requires the ILR companies to keep log tapes for up to three months of their programmes—these then being made available to the IBA should they be requested. In addition there are small local advisory committees attached to each station. One third of the membership of each committee is made up of nominees put forward by the local authority for the area, and the remainder are private individuals selected (as always) to reflect the make up of the local populace. Thus there has to be the statutory woman, the representative of the ethnic minorities, one man from the 'working classes' and so on. The committees, normally numbering between nine and 12 people are continuous, with a slow turnover caused by resignations and deaths, and report straight to the IBA although membership of the committee is not kept a secret from the stations.

Anyone really interested in altering the face of a local station could do worse than start making reports to the local advisory committee (the local station or the IBA should be able to tell you who the chairman is.) Persistence in making reports may well lead to you being invited to sit on the committee.

As to what the committees say to the IBA, that is up to them. Doubtlessly they get carried along by the whims of one or two strong-willed members, as do all small committees, and yet the IBA do take a lot of notice of them. The favourite areas of complaint and suggestion however seem to be in the fields of religion and drama—the last always being a thorny issue as anything other than a reading by one person in the studio of a novel is liable to cost a very large sum of money, which is something the IBA won't require the station to do if it is still struggling to pay its transmitter rentals. However any complaint dealing with a matter covered directly by the Act will meet with a quick response from the IBA, as with matters relating to the use of local material and the provision of a local news service.

The IBA insists (as it is obliged to by the Act) that all the ILR stations are truly local stations. This means that any thought of going over to automated programming is unlikely to meet with IBA approval as it is hard to see how such a system could cope with the spot inserts the IBA love so much (traffic news, weather reports, consumer advice and so on.)

However, even before the last ILR station went on the air, forces opposed to what the stations were doing (although not always opposed to ILR itself) were starting to make themselves heard. One of the main targets for attack was the fact that none of the stations was sticking to the promises made in the programme plans they submitted to the IBA when asking for franchises. Section 20 of the Act required the IBA to make these plans public and that was all the ammunition that some people needed.



Colin Slade in Radio Hallam Studio A.

On 22 January 1975, the Guardian published an article attacking ILR stations that it accused of deliberately misleading the public. It cited the example of Piccadilly Radio who had promised a policy of widely varied pop music, but instead played little but top 40. Hallam promised to employ DJs from Yorkshire, but instead recruited all they could get from the Beeb. In fact criticisms of this sort were so strong that by the time the Annan Commission started receiving submissions, a number of major organisations (including the Musicians' Union and the Liberal Party) were calling either for the further development of commercial stations to be stopped, or, in some cases, for the stations now operating to be closed down.

In the face of such criticism the IBA remains calm. Its main argument is that the companies seeking the franchises made proposals, not promises. They point out that the initial statements made by the companies were made in a different economic climate from the one that existed when the stations eventually started broadcasting; a factor which clearly affected their abilities to pull in advertising revenue. The IBA line is that after three years it is reasonable to expect the stations to be doing what they proposed to do, but at the same time there should be new ideas coming through as well.

Of course the IBA does retain the whip hand. The contracts are reviewed each year for the next three years, and thus any company could find itself with three years notice to quit—and if the IBA pull out the transmitter plugs there is no one else for a company to turn to. The white paper, engineering code, code of advertising (put out in consultation with the Home Secretary) and all the rest of the rules and regulations, leave the stations with little chance of suddenly moving off to explore new uncharted fields. Even the number of hours per day that the station broadcasts is subject to IBA approval. The Authority's Annual Report for 1976-7 for example reveals that Thames Valley Broadcasting was given a one hour extension on Saturdays and Sundays in March 1977, whilst Radio Trent was allowed to cut back its hours by 115 minutes a day in 1976.

Meanwhile, unfettered by all these controls, Manx Radio has been happily going its own way, following a policy of developing its own programmes for the rather special requirements of the island's locals (plus the half million tourists in the summer). The station currently offers a middle of the road approach (a sort of zappy Radio 2) during the weekdays with a number of talk programmes at weekends. The religious organisations are not left out either. Having lost the pirates, and being specifically refused permission to advertise on the ILR stations, Manx is the last refuge, and between them they take 7pm to 9pm each weekday. Perhaps most interestingly, Manx Radio has proved that it is possible to find advertisers willing to buy time during serious Radio 4 type discussion and talk programmes. Banks and insurance companies for example, not noted for their willingness to pop in and say 'hi' between a stream of top 40 hits, can be induced to take spot adverts during such programmes.

Although Manx Radio has had rough times of it financially for some years it is now starting to make a profit, and plans for the future are big. Later this year they will move from the current 232m

80 ▶





# Designing consoles for radio and tv music production

*Consoles built for multitrack recording and mixdown are not always suitable for use by broadcasters. Dan Popescu of Denmark Radio examines the shortcomings of currently-available desks and goes on to discuss the automation of certain facilities.*

**T**HE DEVELOPMENT of multitrack techniques has led to a simultaneous explosive increase in the sophistication of recording consoles. This is especially the case with facilities such as monitoring, filters, foldback and the automation of level control. Radio and television organisations are also in the process of introducing multitrack techniques, for both studio and outside broadcast productions. Such productions are characterised by the desks being used for not only on-air broadcasting, but also for on-air broadcasting and multitrack music recording.

In this article I intend to discuss such broadcast applications with special reference to anthropometric parameters, one or two-man operation, positioning of controls in relation to the stereo/quad axis, and simplification of the console's layout through the introduction of centrally-controlled functions. Furthermore, the solutions available for automating certain static functions—of special interest for sound in television studios—will be examined.

## Ergonomics

Human factors or ergonomics (from the Greek word *ergon*, meaning work) make up a class of problems that have increasing interest for people engaged in planning and constructing equipment operated by people. One of the reasons why various ergonomic aspects have become so deserving of attention is the effort that goes into developing systems with high reliability. The absolute reliability of a piece of equipment is a function of its basic reliability under operation—as characterised by the 'hardware'—but is, at the same time, a function of the manner in which the human operator uses the equipment. Such systems should not be constructed, therefore, without consultation with the operator, the person who is going to be using it.

One cannot demand a high degree of operator effectiveness if the equipment is not characterised by a layout designed for human operation. In analysing unsatisfactory operation we must investigate whether or not faults are caused by unsuitable equipment design.

These rather general statements about the ergonomic criteria in designing equipment are particularly appropriate for equipment which is found within the audio field (tape machines, audio consoles etc).

In their studies ergonomists often refer to the so-called 'man-machine' system. This can be defined as a working combination of one or more persons with one or more items of equipment—which, acting together, influence some data input to produce a result—without underestimating the effect of the



*A Cadac L-shaped console at Roundhouse Studios, London.*

environment. One simple form of the man-machine is the sound engineer and console or tape machine. In this same area concerned with the description of man-machine systems we can mention the classic box diagrams for the so-called 'closed-loop' systems—both manual and semi-automatic—which in a similar manner can be adapted to the situation found in a control room; ie a 'sound engineer-console' system. The manual system corresponds to the traditional console, while the semi-automatic system analogues with, for instance, a console where the dynamic functions (ie faders) have been automated; the automation assists the operator but does not make the decisions.

A decisive role in the process of designing and constructing equipment to be operated by people, is concerned with the so-called anthropometric parameters. Tables and drawings of dimensions of, for instance, a 'standard person', a 'standard hand' and 'minimum standard between operating elements' (dependent on the size of fingers) are important factors in the design of consoles. We should also take note of, among other things, the Barne's diagram, which shows the maximum working region for a sitting person (fig. 1).

Apart from these more or less physical limitations we must take into account such questions as: pace of work; number of simultaneous or nearly simultaneous activities; and number of control instruments that have to be accessed simultaneously, etc.



## Consoles for music production

Radio and television sound personnel have to accept a situation where the development of recording techniques is decided by the gramophone industry—at least as far as popular music is concerned. Developments in this area, including the number of tracks, facilities available on the console, construction of studios etc, is determined only to a limited degree by technicians working in radio and television studios.

Multitrack productions in recording studios involve at least two phases:

### 1 Recording on a multitrack tape machine

The operations required at the input channels are more or less static. Tracks are filled up without the use of equalisation or reverb, with main activities taking place at the monitor console. It is also possible to store information from the monitor faders in a memory system. Additionally, this information can be used during the mixdown phase.

### 2 Mixdown

The input channels are coupled to the outputs of the multitrack and all the desk's facilities (eq, panning and so on) are now used in the final treatment of the 16/24/32 tracks to a stereo or quad mix.

In the last few years it has become more and more usual for manufacturers to automate the dynamic functions of a console, such as channel, group and sum faders, as is the case with Neve, Harrison, MCI, Cadac and Helios consoles.

## Consoles for radio and tv music productions

Two working methods are typical in making music productions for radio and television:

### Direct productions

Direct productions, for example broadcasting today's or yesterday's concert, is not known in the gramophone industry, and will remain the broadcaster's strong point. If we examine the future development of radio within a ten or 20-year perspective, we are led to the conclusion that activities within radio-producing organisations will be more and more restricted to radio's typical activities—such as: news, radio plays and montage, as well as the playing of 'library' recordings made in conventional studios. These recordings can be made to a higher quality, at a more reasonable price than those produced at the radio organisation's own studios.

This will result in a great development in outside broadcast facilities (because the recording of yesterday's concert will never be on gramophone records today!) especially of ob units equipped with multitrack facilities. The mixdown of these multitrack productions will take place, of course, in modern and complex mixdown facilities.

### Direct stereo productions with simultaneous recording on a multitrack (fig. 2)

Here, we require that the control of levels, which is carried out during the direct stereo production/transmission, should not influence the recording on the multitrack tape machine. Among other things it should be noted that the multitrack outputs are taken after the patch point in order to be able to matrix an M/S programme from a stereo microphone into an X-Y form.

## Solutions

Numerous different products, which solve the described tasks in quite different manners, are presently available from a variety of manufacturers. In looking at these from an ergonomic viewpoint we can detect three separate lines of development:

### Linear or L-shaped consoles (Neve and Cadac)

These consoles are divided up into an input subconsole and a monitor subconsole. With their breadth of between 3.5 and 4m they are really only suitable for two-man operation; during the recording the producer usually sits at the monitor subconsole, while the engineer is placed at the input subconsole (look again at the Barne's diagram, fig. 1).

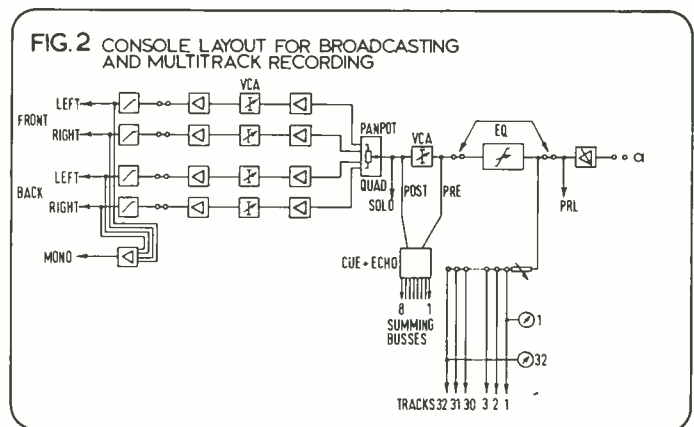
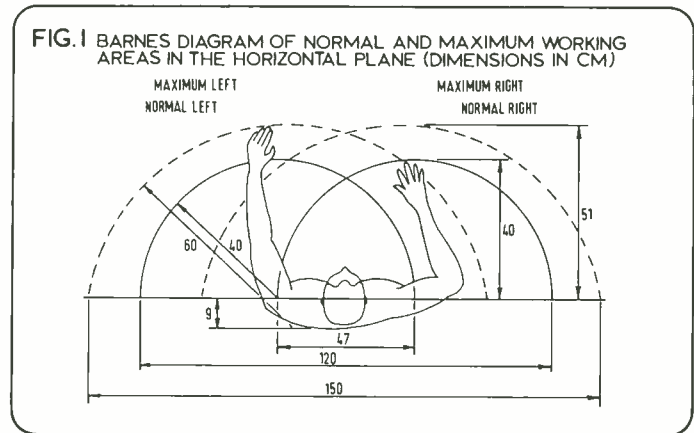
### U-shaped consoles (BBC concept)

This is a characteristic solution for manufacturers such as Helios and Neve, in situations where there are a large number of input channels and one-man operation is desirable.

## 'Compact' consoles (Harrison, MCI and Cadac)

Here the monitor facilities are built into the actual input channels. The console can be operated by a single engineer who is faced with a very complex layout. We can mention some of the standard facilities included in an input channel—filters that can be switched into the monitor circuit and channel faders that can be swapped with the monitor faders. The total number of operating items and indication elements is absolutely enormous. For example, in one Harrison or MCI console which has 40 input channels, there are as many as 4000 operating and indicating elements in an area of less than 2m<sup>2</sup>.

Let us now examine the way in which these approaches to console layout can be used in radio and television productions. Since, even in the future, direct production will be a feature of radio and television, one of the first requirements is that the input channels are located symmetrically in relation to the



stereo/quad listening axis. This will mean that the monitor section of both the linear and U-shaped consoles will be positioned asymmetrically to the listening axis. In spite of this, an interesting solution can be seen on the Helios console installed at Maison Rouge Studios, London. This desk has the monitor section compactly positioned on the righthand side of the central area. However, this monitor section is limited to 24 channels with channels 1 to 12 nearly out of reach (from a sitting position). In addition, the dimensions of this console make it unsuitable for installation in an ob vehicle.

The compact or 'in-line' console is seen by Danish Radio as being the best possible type of console construction, since the axis of symmetry of the monitor section is identical to the axis of symmetry of the input channels. The dimensions of a compact-formed 40-input channel console (without a patch bay) are such that it is possible to install them in larger ob vehicles.

## Problems to be solved

We have noted that the total number of operational elements 38 ►

## DESIGNING CONSOLES FOR RADIO AND TV MUSIC PRODUCTION

and indicators in the compact console is enormous. Ergonomists are unable to believe that this type of console can be operated by engineers who, now and again, have to work in other production rooms with equipment of quite different construction. Specialists in medical optics have warned about possible eye strain as a result of the enormous quantity of information contained within a restricted area. This means that the ergonomically-correct solution found in the design of the compact console creates a new ergonomic drawback: the amount of operating and indicating items related to each channel.

### Central operation

This situation recalls some of the ideas that have been raised by numerous ergonomists, concerning the utilisation of central items for the selection of tracks, grouping and degree of equalisation.

Which functions should be included in a centrally-operated system? Peter Leuning at the 'Tonmeistertagung' held in Cologne in 1975 presented, in a very interesting resumé, the design of future consoles. This had only a very few controls in the operating area, the electronics being contained within a 'blackbox' somewhere within the console's innards or in a rack.

It is impossible to argue against the proposition that someday electronic circuitry will disappear altogether from the console. Likewise the great number of operating items will be reduced considerably through the introduction of central operation. However, Leuning's further vision of a situation where the total number of faders is as low as two—and where the desired channel can be coupled through the use of a keyboard—cannot be accepted.

Channel and group faders, in my view, can never be operated centrally like the rest of the elements (equalisers, cue, foldback, track selection plus possibly panpot, solo and mute). This kind of solution is on the market already in the form of the Allison *Memory Plus*, the Cadac compact routing system, the NTP central-remoted equaliser.

The question of display becomes even more problematic to answer when we consider the central control of channel equalisation. Should a frequency curve be used, or should there be a digital display on a central screen? One idea is based on indicating the selected filter function through the use of leds placed around the operating knob—which can be rotated without limitation, but only gives the direction of plus or minus.

Such a system of central operation will finally solve the problem of static memory in a console. It will be of use in both resetting a previous mix during a mixdown session and, perhaps most useful of all, in a television studio or in a direct broadcasting of a concert, with several orchestras on the stage.

A well-known problem in both television and radio is the demand for consoles with large numbers of input channels. Although they are not always needed to be in use simultaneously, they may be 'prepared' or 'held-in-ready' to cover three or four successive scenes, orchestra changes etc. The use of a static memory system would reduce the dimensions of this type of console, because of its ability to memorise optimum settings for faders, equalisers, panpots etc. (Similar techniques are used in lighting equipment for theatres and television studios.)

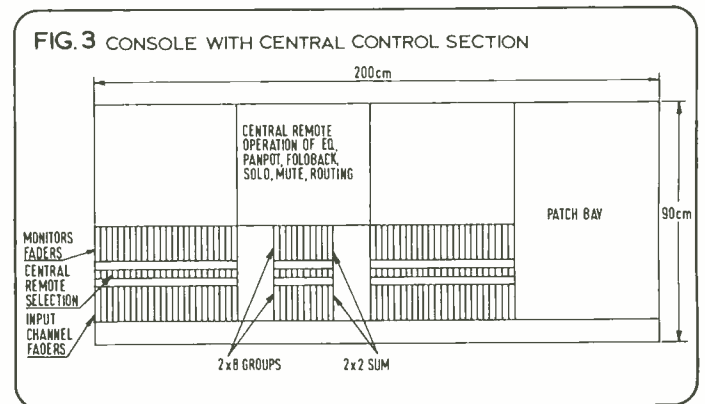
### Positioning of group/sum faders

Taking Barnes diagrams into consideration, it was felt that consoles with 40 or more input channels should have their group/sum faders and the central operating units placed such that there is an equal number of input channels on each side. Without doubt, this solution will prove to be better than placing the group faders and central operating units on the right-hand side of the bank of input channels. (Which results in there being over 2m between channel 40 and the console's most used working area, the group faders.)

We can suppose that the forthcoming generation of consoles will have a considerably reduced total width (even compact consoles with 40 input channels have a width approaching 2.5m).



A Neve in-line console at Utopia Studios.



This can be achieved by reducing the width of the input module (at present standard 40 mm) to perhaps 20 mm (as is the case in the Allison *Memory Plus* system). However, this reduction in channel width is inconceivable at present because of the already very large numbers of operating and indication elements involved (fig. 3).

Another unanswered question that can expect to be put by most console users, is the choice of discrete instruments—for example, led and bar graph or multichannel monitors, connected with a  $\frac{1}{3}$ -octave filter for frequency analysis of channels or group outputs.

### Conclusion

One thing at least is quite certain, both for design and operating staff: really imaginative console designs are on their way. Perhaps the design staff should make even greater efforts to really get to know the engineer's working environment and to solve those problems that develop as a result of the new production methods. We can quite definitely say that the traditionally-built consoles have reached their limits; limits that can no longer be extended due to certain ergonomic aspects that have already been raised. Operating staff must begin to learn the new language which is tied-up, among others, with the central operation of most functions. Perhaps some time in the future this will include all functions, with the exception of channel and group/sum faders. It is only a matter of a few years before these new concepts of operation will be introduced. ■



# Budget dbx Noise Reduction for the Small Multi- Track Studio


## MODEL 158

At a UK list of £1559, the Model 158 provides eight channels of simultaneous encode and decode noise reduction obviating the need for mode switching of the noise reduction unit by operator or machine. The modular construction and inclusion of a spare one channel module within the frame ensures minimum downtime and the provision of both Molex and Phono connectors allows rapid interface.



## MODEL 155

UK list £364. The new four channel switchable record or play noise reduction designed for use with Teac, Otari, Dokorder and other four track tape machines. More than 30db of noise reduction allows for extensive track bouncing without audible build-up of tape noise.



The dbx 158 and 155 noise reduction units are semi-professional versions of the well established dbx professional series of noise reduction units. Recordings made on either unit may be decoded by any studio using professional dbx equipment—and vice versa.

dbx's unique and patented circuitry does not require critical matching of encode (record) and

decode (play) levels, therefore no reference tones or metering are necessary.

- ★ **Unbeatable 30db noise reduction**
- ★ **Total compatibility with dbx professional studio noise reduction equipment**
- ★ **Modular format**
- ★ **Simplicity of operation**

For full details on the dbx 158 or any dbx professional or semi-professional product, please contact :



U.K. Distributors  
Scenic Sounds Equipment,  
97-99 Dean Street,  
London W1V 5RA  
Tel: 01-734 2812

Spain :  
Mike Llewelyn-Jones  
AP Postal 8178  
Madrid 8  
Spain

Denmark  
Lake Audio APS,  
Artillerivej 40,  
DK-2300 Copenhagen S  
Tel: Copenhagen 570 600

France  
3M France SA, Mincom Div.,  
Boulevard de l'Oise,  
95000 Cergy  
Tel: Paris 749 0275

Holland  
Pieter Bollen Geluidstechnik,  
Hastelweg 6,  
Eindhoven  
Tel: Eindhoven 512 777

Norway  
Kvam Audio,  
Tollbugt 7,  
Oslo 1  
Tel: Oslo 412 996

Sweden  
Tal & Ton Musik & Elektronik AB,  
Kungsgatan 5,  
411-19 Gothenburg  
Tel: Gothenburg 130 216

# A REVOLUTION HEAR



Tandberg's revolutionary Actilinear\* system, as in the new TCD 340A cassette deck and TD 20A reel-to-reel system, gives you superior recording quality comparable with that of almost any other current recording technology.

**Why the TCD 340A is the finest cassette deck you can buy.**

*From AUDIO magazine, July 1978.*

"With the development of the new recording system we have left behind and abandoned any form of compromise solution. The new design philosophy is based on the optimization of modules, that is, the whole chain is divided into natural functions, and each function by itself is realized as a module. Hence, a solution is obtained which is optimum on all points at the same time as a system is realized which is more amenable to adjustment to new types of magnetic tape."

Dr. Hermann Lia, Senior Engineer Dept. of Magnetic Research and Development at Tandberg

Improvements compared to conventional

designs can be summarized as follows:

1. More headroom in the recording amplifier (an improvement greater than 18dB), resulting in improved dynamic range.
2. The recording circuitry operates at a lower voltage level and will, therefore, give less intermodulation because of slew-rate limitations.
3. An improved electrical separation between oscillator and recording amplifier which gives less interference with the oscillator.
4. Substantially greater possibilities of adjusting the recording to new high-coercivity tapes such as the new metal particle tapes.

The Actilinear system is unique. It belongs solely to Tandberg, and world-wide patents have been taken out. Only Tandberg's Actilinear system will give you the cleaner, more realistic sound you get with a signal reserve of up to 20dB.



# ONARY NEW NG AID.



Actilinear reel-to-reel recording is already a reality, too. The TD 20A has the same improvements in electronic design.

*Today's machine for tomorrow's tapes.*  
Cassette technology is surging ahead. Completely new high-coercivity tapes have already been announced (metallic tapes) and should be on the market soon. Only the new Tandberg Actilinear

TCD 340A cassette deck, of machines already on the market, can be adapted to use these tapes.

Tandberg's equipment has, traditionally, been aimed almost exclusively at the serious home recording enthusiast: to use the word in its proper sense for once, the amateur—the 'lover.' The development of the Actilinear recording system has made the term even less meaningful: professional recording studios are already using Tandberg cassette and reel-to-reel decks at major recording sessions. We just try to make the finest recording equipment we possibly can.

For more detailed information on the new Tandberg Actilinear system and the whole hi-fi range, write to us at:


## TANDBERG

Tandberg (UK) Limited, 81 Kirkstall Road,  
Leeds LS3 1HR. Tel: (0532) 35111. \*Patents pending.

# Making the most of a Rock Festival

Bill Aitken

Knebworth Park with Sound Tower right, Lighting Tower left.



*Although the BBC has over 50 years experience of recording outside broadcasts, even today, there are still many pitfalls awaiting the intrepid engineers when they arrive on site to make a live recording of a rock concert. Here, Bill Aitken describes the events leading up to the Quadraphonic transmission of Genesis from the Knebworth festival.*

**K**NEBworth House on Wednesday morning was the rendezvous for representatives from the rock festival site management and the BBC sound crew, including myself, who were covering the Genesis performance on the following Saturday. It was intended that this 'live' recording would be transmitted the week afterwards on the *Alan Freeman Show*.

Whether the programme was to be multitracked or not was the subject of discussion between Tony Wilson (the producer) and Genesis' management, and so consequently it had not even been decided whether to use a BBC Outside Broadcast van or hire a commercial mobile recording truck. The alternative to multitracking and remixing was simply to record the mix direct from the PA mixer (right in the middle of the park) and to mix this with audience effect mics in order to pick up audience reaction and ambience (if any) generated as a result of the estimated 100kW of PA exploding across the park. It had been relayed to us via several intermediaries that this more simple approach to the recording was the one favoured by the band, however, like any other sensible engineer, I had doubts about the possible results of such a method, compared with the obvious advantages afforded by multitracking and remixing.

As this programme was also contributing to the BBC Matrix-HJ 'quadraphonic equipment experiment', we had to think about 4-channel aspects of the production, and live reaction was to be picked up by the Calrec prototype *Soundfield* microphone and reproduced all around the sound stage.

The first priority was to rig enough lines for the stereo PA mix and/or separate multitrack feeds, from the PA sound mixing board in the tower, through the audience area to the front of the stage, and from there to the back stage area for connection to whichever technical vehicle ultimately used for the job.

It was for this specific purpose that Tony Wilson, Bob Harrison (assistant to the chief engineer, Radio Broadcasting) and myself were standing there with our shoes and socks soaking in the sodden turf of dear old England, gazing up at the scaffold framework, which at this unfinished stage was more reminiscent of an overgrown Brontosaurus specimen from the Natural History Museum, than a concert platform.

Unfortunately there was no sign of anyone who could give us definite information about how things were going to happen. I had already approached several 'beefy' gentlemen who were occupying themselves by battering some unfortunate looking nails into the wooden parts of the platform with crowbars, spanners, bits of scaffolding—in fact with just about anything except a hammer.

Eventually a rather large gentleman who, with hindsight, was probably the 'under-assistant site sub-contractor supervisor', asked us: "Are you guys signing on as stage-crew?"

"Er, no actually we're from the BBC—you don't know where Steve Hall is, do you?"

"Nope!"

Inactivity resumed and the moisture in my trouser legs was approaching my knee, when up rolled a dark red *Range Rover*, and out jumped Steve Hall who was, in fact, a very helpful and pleasant chap, and who, despite the aggravation of being chased by almost everyone on the site with every conceivable kind of problem, started giving us some definite answers to important questions.

Steve introduced us to the American in charge of the PA sound crew so that we could sort out how to derive signal feeds. He was rather tall and busy and we found it quite difficult trying to keep up with him as he walked around, but we did manage to strain a few meaningful phrases from his thick Texan drawl.



"Ah'm jest trahyin' t' get this rig together . . . An don' wanna talk 'bout it raght naeow!"

Tony then made to my mind a faultless production decision with which Bob and I heartily concurred, and that was to retire to the nearest pub for food, drink, and to let our trousers dry out.

After lunch a somewhat agitated, balding chap arrived to explain to Steve Hall why the sound towers had not been erected.

"Well, you see, the tower that should have been here is on the Continent doing another Festival—but we'll find all the bits necessary to make another one!"

Questioned further about the estimated time of completion, we were told that there would be no opportunity to rig lines until the following day. Bob and I then decided to depart having spent a full day confirming that the lines would be flown, not dug in, and having arranged to be there early the following day when we were assured that all our requirements as regards rigging the lines would be satisfactorily met. This factor was of prime importance, as the prospect of paying out and hoisting cables across a jam-packed festival site on Saturday was one which we intended to avoid at all costs.

Returning on the Thursday, we saw the beginnings of the sound-tower. Almost all of the floor had been constructed, and there were even one or two poles sticking up, but no sign of a catenary cable! As on the previous day we hung around waiting to collar representatives of the various contractors on the rare occasions when they ventured within earshot.

Eventually we spoke to the PA crew, who were hauling out multiway cables between tower and stage in anticipation, we thought, of hoisting them with the overhead cable. The tall American was bending down, taping plastic bags around the multiway connectors in the middle of the cable run, so we seized the opportunity to have a stationary conversation with him.

"Hi, when's the catenary cable going up?"

"It ain't."

"Oh, er, what's going to happen to the cables?"

"They're gonna lay on the graeound!"

As he now seemed more conversational than the previous day, we discussed the matter of sound feeds. He made it quite clear that, as far as he was concerned, he would supply us with a buffered feed of the stereo PA mix, and that there was no way that he would be supplying separate feeds for a multitrack mix. Meanwhile we rigged enough lines to allow for a change of mind, although rumours were spreading that we wouldn't even be allowed to get the truck into the backstage area, and so the recording might not even be possible. So whilst Bob and I rigged four 50 metre 7-way multiway cables, Tony Wilson was frantically trying to sort things out with the various factions involved in London.

We breathed a sigh of relief, and reflected that, although it had taken a day and a half to put the cables in position, the time had been well spent in avoiding having to perform the same operation through a densely populated festival site.

Before we left, we thought that we'd just inform the PA crew of our departure, and remind them about looking after our cables. On doing so, we were advised that it would be risky to leave the cables on the ground as there would be a number of heavy vehicles—tractors and the like—zooming around the site, and that as the crew wouldn't be there all the time to ensure safe keeping, they intended pulling theirs in again after the sound check had been completed.

Bob and I were bitterly disappointed. For a few minutes we talked about leaving the cables where they were, and debating as to whether the multiway connectors would stand up to the battering or not, but the risk involved really wasn't on. With heavy hearts we withdrew the cables and after making the exposed multiway connectors watertight in plastic bags, returned to London having achieved next to nothing.

That afternoon, Tony went up to Knebworth to talk to the band and manager and reported that there was now no problem about the truck and also that the band were happy for us to multitrack the concert on the understanding that we simultaneously recorded the stereo PA mix which, if ultimately more satisfactory, would be transmitted instead.

The multitracking, however, would not entail the more conventional approach of splitting mic signals on stage, but instead recording eight separate premixed mono subgroups. This was the last stage in audio processing on the PA board before these eight

signals were panned and mixed across the main output busses. Feeds of these signals were available on eight post submaster fader jack sockets, each busbar being associated with the total performance of a particular member of the band on various instruments (as mixed by the PA engineer).

The recording truck problem was also resolved because *Nationwide*, who were producing a special feature on Genesis, were hiring the RAK mobile recording truck to cover the event, and instead of the BBC appearing with two trucks, Bob had sensibly arranged that we should split the cost, and share facilities.

There would be only stereo loudspeaker monitoring in the truck, but by recording the B-format signals from the Calrec *Soundfield* microphone we would, with the appropriate decoder, have full control off tape of the 4-channel audience reaction balance.

On Saturday, Bob and I were joined on site by Anthony Pugh, bringing the strength of the BBC radio crew to four. Miraculously, the platform looked complete, the sound tower and two lighting towers were clearly finished, and the huge 'Hush Power' generators were busily humming back stage.

The crowd was much more enormous than I had dared to think, but once we got stuck into the job of hauling out cables, it wasn't as traumatic as we had anticipated. The crowd was most co-operative, and hardly a voice was raised as we trampled over heads, hands, feet, the occasional nose, lots of sandwiches, and other various unmentionables. We connected OB boxes to either end of the two, now continuous 100 metre runs and checked the lines individually using a battery-powered Shure line level microphone and a pair of headphones at the other end. We then decided to rig the Calrec audience effects mic. The ideal spot would have been on the tip of one of the scaffold uprights of the sound tower, but because of the density of crowd, there was no way of getting a ladder in, so we lashed the mic to the right-hand side of the scaffolding as high up as we could safely manage.

By this time Roy Harper had appeared on stage and started the festival off. His strident guitar and inimitable voice sallied forth across the arena, and the PA sounded very good.

It took about 20 minutes to battle our way from the sound tower and when we got back, we could see that the RAK truck had arrived but we were not allowed backstage because, instead of having 'Technical Passes', we had incorrectly been supplied with 'Guest Passes'. Although these magic sticky labels entitled us to go into the guests enclosure where, if we were lucky we might get to rub shoulders with the stars in the beer tent, at this point, however, we wanted to do some work, and by producing a BBC identity card, and getting corroborative support from several officials who provided sworn-statements and suitable hostages, we were eventually allowed past Checkpoint Charlie.

Tim and Vince from the RAK truck were already pulling out their multiway cable. Mains was very quickly provided by a co-operative electrician in a green Southern Electricity Board boiler suit. The outlet we were given was one of a selection of regular 13-amp sockets serving the back stage area. We checked that this source was common to the PA sound mixing equipment in order to minimise the possibility of earthing problems.

At this stage Tony and I thought we'd better liaise with the PA crew about finding appropriate outputs of our feeds. We made our way armed with a collection of connectors, adaptors and cables, and made reasonably good time out to the sound tower. Brand X were now on stage, and the crowd was beginning to get more dense around the tower.

When the band had finished their set, we enquired about the various outputs. The main stereo mix was no problem, and all we needed were two standard mic cables with XLR plugs and sockets to interface with our OB box. The Calrec *Soundfield* mic was similarly no problem, and that too was soon connected.

However, when asked about multitrack feeds, the tall American said that he hadn't been told anything about multitracking. We assured him that the band and the manager had given the go-ahead, and he grudgingly pointed to a row of jack sockets.

The journey back now took about 40 minutes, and we were disappointed to find that only the main stereo PA feeds were giving us anything like sensible sounding signals, although noticeably lacking in bass. We were not sure whether this was due to a mis-match or (as I now with hindsight know) there was considerable modification of the main signals via crossovers and graphic equalisers before the sound reached the audience. This factor presented



## MAKING THE MOST OF A ROCK FESTIVAL

another good argument for remixing the concert for radio presentation.

Lastly, and worst of all, some of the eight submaster feeds didn't appear to work at all, and those that did were one-legged.

We had confirmed that the lines were OK from the OB boxes to the truck, so we now suspected that the eight feeds were not, as we had anticipated, balanced line outputs, but unbalanced. This seemed likely since we were floating all the lines on the multiway cables and the end result was a selection of one-legged signals. As we didn't want to common our earth with theirs, Tim and Bob started making up a set of leads with a PO jack plug at one end, and XLR connectors at the other, but with the wiring arranged so that the sleeve circuits on the PO plugs were now connected to the pin 3 in the XLR connectors, insuring that, despite the earth circuits being discontinuous between truck and PA mixer, we now would be able to receive their unbalanced outputs on pin 3 (now PA mixer earth) and pin 2 (hot wire as normal). As their circuits would now be connected to our balanced lines, any signals from them would have to go via balancing transformers. We hoped that this arrangement would give us good audio signals, and obviate common earth problems.

We found, to our intense relief, that most of these new leads worked and that our reconnection had not interfered with the PA system in any way. After a few minutes we deduced that three submaster PA mixer outputs didn't have anything routed to them or were faulty. However, before we could check, an agitated back stage technician (yet another tall American) approached and asked where our mains supply lead was plugged in. Tim from the RAK truck described the location of the outlet and the American then asked if we had 'official authorisation' to take mains from this source. We explained that a co-operative electrician had plugged us in. The American then decided that as this electrician was clearly not, from the description we gave, a fellow American, he couldn't have had the 'authority' to connect us. In addition, since there was a tripper being blown on stage, and ours was the only plug in the area which he didn't recognise, he was going to pull it out! A few minutes later the power to the truck failed.

Our friendly electrician from the Southern Electricity Board found us another outlet, but instead of being connected to one of the two 100kW generators supplying the PA sound equipment, local lighting and emergency supplies, we were now on the same 250kW generator as the stage lighting system. We switched the truck on and waited apprehensively to hear if there were any earthing problems. To our relief both the PA system and the truck were clean. That only left thyristor problems, but we would have to wait until the evening to find out about that.

Although I didn't relish the thought, I now had to face the journey to the sound tower once more in order to rationalise the situation as regards the multitrack feeds, and to try and engage the tall American in conversation to see if there were any alternative sources for any of the sub-master busses.

It became more obvious as I drew nearer the tower, that I

wasn't going to get around the side of it nearest the entrance, but I managed to get as far as the front wall and one of the security guards in the tower, seeing my predicament, together with one of his mates, lifted me up over the fence, and lowered me into the area below the tower floor.

I called Tony on the intercom, to see if anything had changed since I left the truck. It had. As one band had gone off and the other one had come on, two of the submasters previously not functioning were now 'live' and others were now 'dead'.

The only output which hadn't given anything at all was output 2, and they seemed to be getting everything in the truck except the vocals. I then went up to the sound mixing area and had a good look at the operational state of the mixer. Tony was right about submaster 2, which was now feeding the PA with vocals, but not sending anything to the truck via its associated auxiliary output. Whilst I was on the bridge, I looked for possible alternative outputs such as unused echo/foldback sends and alternative sockets on the jack field. Tom Petty and the Heartbreakers were still on stage, so conversation with the tall American was out of the question (not that it was much more likely between acts), but from what I could make out, both auxiliary send chains on the board were being used for echo and harmoniser effects.

I waited until Tom Petty and Co had finished and saw that the PA board was being set up for Genesis. There was another act scheduled to appear before Genesis, but that was being handled by the second PA mixer which belonged to a different company altogether. This was a stroke of luck, as it meant that we would have plenty of time to sort out problems on the main PA mixing board. However, when approaching the tall American I learnt that he still hadn't been told by the management to go ahead with the multitrack operation, and on mentioning an alternative source of submaster 2 via an insertion point, he became most heated and said that if we broke any of his signals from the PA mix he might just pull our plugs out. Then, having second thoughts on the matter, he said he might just pull all our plugs out anyway! I retired gracefully under the floor, and relayed all this information back to the truck. Tony immediately went off once more in search of Genesis management while we waited.

During the next few minutes I became very irritable and depressed. Just then the tall American shouted at me. To my amazement he alleviated our problems by rearranging the mixing board layout so that submaster 2 would now carry the relatively unimportant percussion mics, rather than the second drum kit (on which Phil Collins occasionally performed a drum duet with the regular drummer Chester Thompson) originally routed to it. In addition, and again to my amazement, the American almost apologised for the faulty output and the fact that he had neither the time nor the resources available to repair it, and added that he was interested to note that we had managed to get any feeds at all as he had never tried using the submaster auxiliary outputs before. I thanked him for his concern (as he had clearly taken the initiative himself, there not having been enough time for anyone to get a message to him).

As I mentioned earlier, a second PA company were servicing Jefferson Starship who had apparently not had the benefit of a sound check. Predictably, the sound at the beginning of the set was horrendous but as time wore on the sound started improving.

Back at the truck, Tony explained that there were too many technical and administrative problems to attempt deriving feeds of the percussion mics from the back stage area and fortunately Tony knew the material and the percussion was not frequently used in the act, so the end result would still be musically satisfactory without it.

We now had the Calrec *Soundfield* microphone powered, and having listened to it, Tony wasn't certain about its position so he had taken the additional precaution of asking Tim and Vince to rig a cluster of Neumann *KM84* mics on a boom stand placed a few metres away from the truck, poking out over the corrugated iron fence into the arena.

After spending 2½ days rigging and checking 18 lines, we could start thinking about recording them. Tim already had this well in hand, as did Lauri Choate and his other two crew members, Stewart and Dave, who had come along as the *Nationwide* film sound recording team. The film crew wanted to take away with them an audio reference tape for cutting the film, so we had to derive sensible reductions of the basic sound elements of the show. Luckily the RAK truck had a convenient audio submastering system, so by pressing a few buttons, it was possible to arrange suitable submixes

Tom Petty on stage at Knebworth





# Roger Squire's PRO-AUDIO

No 1 FOR MICS, MIXERS, MULTITRACK & BROADCAST EQUIPMENT

"Whether your budget is £100 or £10,000, we promise you the best service and the keenest prices."


NB ALL PRICES ARE VAT EXTRA

## MICROPHONES | 2 TRACK MACHINES | BROADCAST EQUIPMENT




**AKG D202 ES** Mic plus lead ..... £86.00  
**AKG D224 E** Mic plus lead ..... £80.00  
**AKG C451 E** Condenser Mic (body) ..... £57.00  
 Choice of uni and omni capsules  
 for the above mics ..... £37.00  
**NEUMANN U87** Studio Mic ..... £375.00  
**BEYER M201-C** (cannon)  
 inc. windshield ..... £71.00  
 Hundreds of microphones in stock from  
**AKG, BEYER, CALREC, NEUMANN & SHURE**  
**MUSICIAN'S MIC** — special offer,  
 Shure UNIDYNE III ~~£55.00~~ £39.00

### PROCESSING EQUIPMENT

**MM 7 band** stereo Graphic Equaliser £67.50 

**ATD** (Allen & Heath 2 ch.) £280.00

**MM EP 141** stereo Compressor Limiter £75.00 

**DBX** — 2, 4 and 8 channel encode/decode units available from £224.00.

**MXR** — flangers, Phases, Distortion Plus, envelope filter compander and graphic equalisers.  
 Full range in stock at bargain prices.


### MIXERS



**SOUNDCRAFT 16/2S** ..... £1,440.00  
**SOUNDCRAFT 16/8** ..... £2,585.00  
**TASCAM 8/4** ..... £571.00  
**A&H 12/2** ..... £430.00  
**H/H 12/2** ..... £330.00  
**MM 12/4** ..... £400.00

**FREE** mixer stand worth £27.00 with each mixer purchased.

### 2 TRACK MACHINES



**REVOX B77 Hi-Speed**  
 The world's No 1 Professional recording machine. Variespeed option & other models available.  
**BIG DISCOUNTS FOR PRO USERS. TELEPHONE FOR PRO-PRICE!**

*PLUS*  
**TEAC A3300 SX-2T** ..... £468.00  
**FERROGRAPH Logic 7** ..... £688.00

### 4 TRACK MACHINES

**TEAC 3340S**  
**SPECIAL OFFER ONLY FROM SQUIRE'S**  
 RRP £779.00  
**SQUIRE'S PRICE ONLY £699.00**



4 ch. DBX noise reduction unit  
 30 db reduction **ONLY £326.00.**

### 8 TRACK MACHINES

**Tascam 80-8**  
 superb 8 track machine with sel-sync and many other features  
**£2,099.00**



**BRENELL MINI 8**  
 beautifully engineered portable studio machine using 1" tape. Features include sel-sync and real time counter. £3,500.00  
 Complete systems inc. cables, plugs etc.




### SPECIAL OFFERS


**HILL Series B 12/4 mixer** ~~£937.00~~ £749.00  
**ALICE 6/2 mic mixer** ~~£316.00~~ £239.00  
**WOLLENSAK** Cassette Duplicator ~~£900.00~~ £833.33  
**KLARK-TEKNIC** Graphic EQs special deals

**AT LEAST 10% OFF ON ALL TEAC-TASCAM PRODUCTS.**


### BROADCAST EQUIPMENT




**RUSSCO INSTANT START TURNTABLES**  
 We are sole agents for Russco in the UK. The Studio-Pro model (illustrated) as used by the BBC. Start time one-sixteenth revolution. £300.00



**GRAY ARMS**  
 The model 206S as used by the BBC, ideal for Radio Station usage. £71.00



**TAPECASTER NAB MACHINES**  
 We are the sole agents for Tapecaster in the UK. Mono and stereo models available. Prices from £470.00



**BROADCAST NAB CARTRIDGES**  
 Large range always in stock.

### MISCELLANEOUS



**ANGLEPOISE MIC ARMS**  
 We are sole distributors in the UK of this special model, which is ideal for studio applications. £25.00



**QUAD 405 100W + 100W**  
 The famous current dumping amplifier. £160.00



**BEYER DT100**  
 Studio monitor headphones £31.30

WE ARE AGENTS FOR: **HIH • AKG • SOUNDCRAFT HILL • A&H • MM • ALICE • SQUIRE • TEAC TASCAM • NEUMANN • BEYER • CALREC • SHURE OTARI • BRENELL • FERROGRAPH • REVOX UHER • NEAL • QUAD • WOLLENSAK • TANNY BOSE • DBX • TECHNICS**

**Send off today for your FREE 60 page Roger Squire's PRO-AUDIO CATALOGUE**  
 No stamp required (UK)



**Roger Squire's PRO-AUDIO**  
 55 Charlbert Street, London NW8 6JN  
 Telephone 01-722 8111 Telex 298133  
 Ask for Dave Whittaker or Branch Manager Cliff Lake  
**TECHNICAL ADVISORY SERVICE • INSTALLATIONS • FINANCE ARRANGED  
 UK DELIVERIES • EXPORT SERVICE • INSTANT QUOTATIONS BY TELEX**

**OPEN TUE-SAT CLOSED MONS.**

Please send latest Catalogue.

Name .....

Address .....

Send to: Roger Squire's, Freepost, London NW8 6YA PA-SS



## MAKING THE MOST OF A ROCK FESTIVAL

from the multitrack feeds which were recorded on a stereo Nagra with pilot tone.

Suddenly, all the lights in the van went off! Bob and Tim raced out and up the ramp to the back stage area. We bit our nails for about ten minutes when, just as suddenly, the lights in the truck came on again. Bob and Tim returned looking happy. Apparently, the second PA company servicing Jefferson Starship were in a hurry to get away and were derigging everything in sight.

We were seeing the tail-end of a glorious sunset, and the evening chill was just setting in as Bob Harris introduced the headline act to a tumultuous reception.

In the van things were going well. Tim kept an eye on levels to the multitrack, constantly applying smooth control to compensate for the fact that we were getting post-fader submaster feeds from the mixing board.

The only technical hitch was caused by a dirty PO socket associated with one of the audience mics. During the brief period in which that problem was causing a panic, Bob Harrison, who was trying to get some well earned sleep in his car, was dragged into the truck to see if he could help. Afterwards, he told us that the meters associated with the truck's power supply had shown the mains frequency momentarily dipping as low as 30Hz apparently due to fluctuations in the operational state of the lighting board (which incidentally had not presented us with any thyristor problems). We were blissfully unaware of this fact, and were in general very happy about the results of the recording (which says a lot for servo controlled capstan tape machines). The bass sounds, guitar and keyboard feeds were all excellent (most of them being derived from DI sources).

The vocal feed was of the sort of quality which we expect from the types of microphones used in these situations. The frequency response was somewhat restricted, but was to some extent compensated by the excellent acoustic separation that was achieved, allowing as much EQ as we wanted later. The vocal submaster feed included vocal effects as mixed by the PA engineer, saving us a lot of note-taking and mixing complications. We weren't happy about the drum sounds—the snare drums and tom-toms were in general 'thin' and 'boxy' and the bass drums tended to be over balanced in the drum mixes and somewhat woolly in quality, but in the circumstances we thought ourselves lucky to get a recording at all, and we had no doubt that, within the context of a live recording, the overall result would be good after remixing.

In comparison to the gargantuan amount of time spent wheeling and dealing our way past administrative, technical and physical problems, the performance was over in a flash, and soon it was time to start derigging. Considering the huge number of people who attended the concert, the arena was cleared very quickly. It didn't take us long to collect the OB boxes and connectors and to haul in the cables, although these were coated in much muck, the possible sources of which I didn't care to think about.

After recuperating on the Sunday, I was in bright and early on Monday morning to BBC Maida Vale, Studio Six. This particular studio has a 24/8 Neve with 16-track quadrasonic monitoring facilities, making it ideal for quad mixing sessions. We managed to rustle up every piece of peripheral electronic processing equipment that was available in the shape of digital delay line, harmonisers, graphic equalisers, a BBC designed magnetic disc (with movable replay head to alter echo delay time), and as well as having two stereo plates for 4-channel reverb, we managed to get hold of an EMT 250 4-channel digital reverb unit.

Bob Harrison had arranged for us to have the loan of a Lyrec 24-track machine for the remix, as we don't have 24-track facilities in the BBC. Finally we plugged in and lined up the BBC Matrix-HJ 4-2-4 quadrasonic encoder/decoder, and associated monitoring circuits.

The first mix was the 2-channel Matrix-HJ version using the PA engineers mix and distributing audience reaction all around the sound stage. The B-format signals of the Calrec *Soundfield* microphone were put through their decoder and rotated to the optimum position. As Tony had feared, we had not really had the chance to put it in the ideal place and it picked up too much close perspective information (chat from security guards and technicians) from inside the tower. Also, our immediate reaction to the musical



BBC Maida Vale Studio 6 'arranged' for the Genesis mixdown. Note Lyrec 24-track with remote controller by Neve console, BBC racked Dolby A units, and central equipment 'stack' comprising (top to bottom) Calrec *Soundfield* decoder, Eventide Harmonizer, Technics equaliser and BBC Matrix-HJ encoder.

ambience arriving at the Calrec mic from the PA was that it was unusable. Being in the open air, the PA sound received at the sound tower was not modified by multiple reflections as in an indoor situation, and except for changes in the frequency response, sounded much the same as it would have done had the mic been much closer to the stage, but with a time delay. However, replaying the relevant tracks off the record heads had the effect of bringing the ambience relatively ahead of the rest in time and allowed us to pull up the ambience mic just enough to colour the sound picture slightly. Listening and panning the *KM8s* appropriately, provided an ideal mixture and gave us the best chance of creating the effect that Tony Wilson wanted.

The various audience/ambience recordings were premixed on the resident 16/4 Neve submixer which appeared as a 4-channel sub-group on the main mixer, so that once I had a satisfactory audience/ambience balance, I didn't have to touch individual channels related to these sounds any more.

Consequently, the only variables in this first mix were the main PA stereo music mix (placed across the front of the quadrasonic picture), and the audience/ambience 4-channel subgroup. We zoomed through this part of the section, and by late afternoon both we, and the film sound recordist, had complete Matrix-HJ 2-channel versions on our respective machines. This part of the operation also gave Tony Wilson another valuable opportunity to listen to the material once more before the multitrack mix.

Before breaking for the evening meal, we set up the 'mix' proper on the first number with the appropriate panning, EQ, compression and effects. We decided on a judicious use of various effects because, although the ambience mics gave us an impression of being at the event, the band's sound panned across the front of the sound stage did not have a lot of what I can only describe as 'depth' again owing to the fact that we had recorded in the open air. As Genesis material is somewhat 'symphonic' in style, and as they frequently made use of various 'cosmic' effects at certain points in the performance, we took the liberty of adding echo and reverb—just enough to give the impression that there was some kind of ambience being reflected on the stage, as well as across the arena. This approach was particularly beneficial to the drum sound.

The second mix went well but as it was now a multitrack music mix, progress was predictably much slower. By the early hours of the next morning, this final version of the whole show had been completed.

All that remained now was to play the results of the band, and to edit the relevant version ready for transmission. On the Wednesday, the band heard a decoded 4-channel playback, and okayed the multitrack remix. They requested removing a few numbers from the programme owing to tuning problems earlier in the set when things hadn't warmed up properly, and by the following Saturday, Tony and Anthony had edited the master tape ready for it to be included as a 1½ hour special within the *Alan Freeman Show*.

Despite the 'negative vibes' about the concert that appeared in much of the press, I witnessed thousands of Genesis fans going off home after what was for them an exhilarating concert and I would hope that a few of those who couldn't make it, shared some of the excitement a week later by turning on their radios. ■



The Soundcraft Series 3 console is ideal for 16- or 24-track recording studios demanding technical sophistication at a reasonable cost. It has been designed with all the facilities the professional engineer expects plus a few extra features you're sure to appreciate. The technical specifications are excellent, partly due to the use of new integrated devices, giving high slew rate, extended power bandwidth and ultra low noise. The front end circuitry is truly state-of-the-art giving a 1dB noise figure. The extended range of modules allows up to 32 tracks of monitor mix independent of the input channels whilst the layout allows engineer and producer to work together without getting in each other's way. Working with Series 3 is a real pleasure. It is logical to use and sounds excellent. Ask for the 8-page colour brochure. We think you'll be impressed.



# Soundcraft Series 3.

4-band EQ, each band with sweepable frequency.  
8 auxiliary sends.  
Auto Solo-pre fade or stereo post fade.  
Penny & Giles conductive plastic faders.  
16, 24 or 32-track monitor mix into mix buss.  
Extensive TT patch bay.  
XLR or punch block interface.  
VU or LED array metering.  
Channel assign to groups and stereo mix buss.  
Series 3 is backed by Soundcraft's comprehensive 2-year warranty.

THD	+4dBv line input to any line output at +4dBv, 20Hz < 0.03%, 1kHz < 0.01%, 20kHz < 0.05% Signal at mic input with 50dB gain (200Ω at source), 20Hz < 0.1%, 1kHz < 0.01%, 20kHz < 0.1%
Frequency response	+4dBv line input to any line output at +4dBv, 20Hz to 20kHz: -1dB Signal at mic input with 50dB gain (200Ω at source), 20Hz to 20kHz: -1dB
Noise	Relative input noise voltage, 20kHz Bandwidth, now -128.5dBv true RMS (200Ω source). Mixing noise, 24 channels routed to mix all at unity gain, < -80dBv (DIN audio weighted)
Input gain	Maximum mic, 85dB Maximum line, 70dB
Output capability	+22dBv into 600Ω (0dBv = 775mV RMS)



**Sophisticated. Reliable. And astonishingly Economic.**

Soundcraft North America  
PO Box 883, JFK Station, Jamaica, New York 11430, USA. Tel: (212) 528 8158 Telex: 01-2203  
Soundcraft Electronics Ltd.  
5-8 Gt. Sutton Street, London EC1V 0BX, England. Tel: 01-251 3631 Telex: 21198

Prices (correct at time of going to press) 24/16 £10,712 \$27,426 (FOB New York), 32/16 £13,350 \$33,986 (FOB New York). All other territories on request.

## Long waves?

JUDGING FROM the recent welter of published correspondence and comment it seems only those making and selling radio sets and Howard Newby (managing director of BBC Radio) welcome the wavelength changes to be adopted by the BBC on November 23. Added to that perhaps EMI, who are getting £438,000 to install new tuners at three mf transmitters and whatever firms have landed any other necessary conversion contracts. As a nation, we inevitably resist any change, but the BBC changes which centre around the transfer of Radio 4 from the medium to the long wave, do seem guaranteed to create even more than the normal quota of resistance—and not just from Jimmy Saville who was recently reported to have taken delivery of a £40,000 Rolls with a number plate tuned to a now obsolete Radio 1 wavelength.

For a kick off, anyone with a portable or car radio which receives only medium wave will no longer be able to listen to Radio 4. This will doubtless make LBC in London very happy indeed, as the station thereby overnight receives a massive free gift of news seeking mw listeners on a plate. Listeners with their medium wave sets tuned to Radio 1 will suddenly find themselves hearing Radio 3, but after the initial shock will doubtless curse and simply learn to cope with the situation. After all, both Capital and LBC had to kick off in London on temporary medium wavelengths and switched to spots right at the other end of the dial at a crucial time when both were still fighting for listeners. As proved by the Capital-LBC switch, very few listeners are so stupid that they cannot cope with a wavelength change—provided of course that they can receive the new wavelength being used. Listeners with mw only won't be able to cope with the Radio 4 change without buying a new set. Sorry about that granny, blame Auntie. Probably even more significant but much less well recognised and less argued in the popular press; is the question of *quality* of reception, especially resistance to interference. Assuming the non-vhf Radio 4 listeners already have or are prepared to go out and buy a set with long wave capability they may well find themselves encountering reception problems with Radio 4 that they never knew existed. At the root of the problem is our old friends thyristors and triacs, mentioned in passing in a previous column.

A final thought—while the BBC juggles medium wavelengths, BBC local Radio stations continue to notch up their tenth birthdays (Radio Leicester was the first local radio station to go on the air on November 8 1967). Isn't it about time that the BBC

allocated funds for all its local stations to go *stereo* on vhf, and so have a reasonable chance of competing with the all-stereo commercial stations already existing and the new batch due soon, subject to Home Office approval . . .

## More razor blades

THE SAD TALE of the disappearing single-sided razor blade produced some useful reactions. Although you are unlikely ever again to find single-edged blades at Woolworths or your local chemist, there are now several sources in the UK. Space doesn't permit me to thank all correspondents individually but here is a collation of the nitty gritty. Industrial Blades Ltd, Hawksley Avenue, Sheffield, has apparently just *started* manufacturing single-edged blades and one university department found they could buy a thousand at £22.85. Feldon Audio Ltd has been importing blades from the States for a while and sells them at £5 per 100. Stanley Productions at 147 Wardour Street, London W1, will sell you single-edged blades over the counter at 7p each with discounts for quantity and Sounds Interesting at 37 Hillfield Road, London NW6, sells blades imported from the States at around the same price. There is also another alternative. Some chemists (although I've never found any) are reputed still to have Valet auto-strop blades which are made in the UK by Gillette. These are single-edged but don't have the solid rib backing along the blunt edge and are thus less easy to use than the good old type to which most tape editors have been accustomed. Thanks again to all those who wrote or phoned in and with whose help the great razor blade famine has been narrowly averted.

## Hill and dale video disc

THE EUROPEAN record pressing industry has a hard time ahead. The new Japanese video disc system, *Visc*, has as its main advantage the fact that the video disc can be pressed on conventional audio disc presses using a conventional vinyl plastics mix. The recorded signal is full colour video, plus two discrete channels of sound (either for stereo music or bilingual dialogue) and is cut as frequency modulation on carriers in a hill and dale groove.

As Edison repeatedly argued a hundred years ago, and on into the early 20th Century, with a hill and dale cut there is

no lateral movement of the groove and stylus. As a result the groove pitch can be kept constant and very fine. So far it has proved possible with *Visc* to cut up to an hour of colour video and 20 kHz bandwidth audio using a rotational speed of 450 rpm and a track pitch of 2.3 microns.

Now for the bad news. Although the audio and video signals, being recorded as frequency modulation, are remarkably resistant to the effect of dust and finger marks on the disc surface (they can be handled and cleaned in the manner of ordinary audio discs) the system is intolerant of groove wall damage and imperfections. If the stylus, which is a super-fine diamond tracked tangentially by an arm not unlike that found on a cutting lathe, breaks through the groove wall, the result is repetitious picture break up and that portion of the disc is unplayable.

Clearly it will take only the slightest inconsistency in the *Visc* pressing mix to produce groove wall faults and make the pressing unacceptable. Perhaps most sobering for the record-pressing plants is the absolute requirement for pressed *Visc* to be flat to within 300 microns. The stylus will just not track a *Visc* if it is warped by more than that amount. Although Japanese pressing plants have proved themselves well capable of pressing blemish-free discs which are truly flat, the same can most definitely not be said of many European plants, to whom a flat record must seem like the eighth wonder of the world.

## Wake up the neighbours

IN 1977 the annual French hifi exhibition, the Festival du Son, was held almost co-incidentally with the Spring AES Convention, thereby allowing audio engineers and the like with a foot in both the pro and domestic camps to kill two exhibitions with one visit to Paris. This year the Festival du Son (the 20th actually) was on its own at the Palais des Congrès but was typified by a studio and disco approach to domestic sound. Quite simply the French audio market place has gone overboard for loudspeakers and blockbuster amplification capable of generating control room or disco levels of sound in the living room.

Unfortunately, the quality of the systems on show was most often of disco rather than studio standard. Even more unfortunately all concerned seem to have lost sight of the fact that even fewer French than English apartments have thick enough walls and ceilings to cope with anything approaching the levels of sound for which the equipment on show is intended.

Presumably most of the Festival visitors were just living for thrills, vicariously viewing and listening to equipment they have no intention whatsoever of even trying to afford. If so the French audio industry is faced with a serious problem. Just as soon as everyone planning to open a disco has done so and bought their equipment, there won't be any more customers.



# Presenting plug-in 46 track capability.



## Featuring Studer TLS 2000 flexibility.

The difference between a 32 Track Machine and the Studer 46 Track system may only appear to have the obvious advantage of 14 additional tracks and yet it offers unrivalled flexibility.

The principle is simple as is the installation. Merely plug-in two 24 track A80's with the Studer Tape Lock System and 46 Track facility is attained.

And you can go to almost any lengths to install the

system, quite literally. Machines can be positioned side by side or on separate floors, interconnection being by means of a standard 3-pole audio line. Updating existing A80 systems is simplicity itself.

As for flexibility you have the advantage of 46 track capability synchronously locked between the two tape transports for recording and mix down, or the independent use of two 24 track machines.



**Installed and working  
at TRIDENT STUDIOS  
since September 1977.**

## F.W.O. Bauch Limited

49 Theobald Street, Boreham Wood,  
Hertfordshire, WD6 4RZ Tel: 01-953 0091

# STUDER INTERNATIONAL AG

CH-8105 Regensdorf, Phone (01) 840 29 60, Telex 58489

STUDER REVOX AMERICA INC., Nashville, Phone (615) 329-9576, Telex 55-4453

STUDER REVOX CANADA LTD., Toronto, Phone (416) 423-2831, Telex 06-23310

STUDER FRANCE S.à r.l., Paris, Phone 533 58 58, Telex 24-744

# Survey: studio ancillaries

This survey includes the more unusual, but nevertheless important, items of studio gear that are often overlooked.

Forthcoming surveys include broadcast and PA mixers (December) and multitrack consoles (January), film sound and dubbing (February).

## AMOS

Amos of Exeter Ltd, Weircliffe, Exwick, Exeter EX4 2AG.  
Phone: 0392 72132. Telex: 42786

## TAPE BULK ERASERS

## BAUCH

F W O Bauch Ltd, 49 Theobald Street, Borehamwood, Herts WD6 4RZ.  
Phone: 01-953 0091. Telex: 27502

## PITCH SHIFTERS

CABLES  
CONNECTORS (Amphenol, Tuchel and Switchcraft)

## BIB

Bib Hi-Fi Accessories Ltd, Kelsey House, Wood Lane End, Hemel Hempstead, Herts HP2 4RQ.  
Phone: 0442 61291. Telex: 826437

## HEAD CLEANING KITS

EDITING KITS  
CASSETTE SPlicing KITS  
WINDERS  
DEMAGNETISERS

## C.A.E.

Communication Accessories and Equipment Ltd, 70 Akeman Street, Tring, Herts HP23 6AJ.  
Phone: 044 282 4011. Telex: 82362.

## JACKFIELDS

PANELS  
PATCH CORDS



Above: Weircliffe 16 bulk tape eraser.

Below: Selection from Bib.



## EARDLEY ELECTRONICS

Eardley Electronics Ltd, Eardley House, 182/184 Campden Hill Road, London W8 7AS.  
Phone: 01-221 0606

NEUTRIK CONNECTORS (These connectors are generally to XLR pattern)  
JACKS  
AUDIO TEST SETS

## EL-TECH

El-tech, 16 Music Circle Square, Nashville, Tenn 37203, USA.  
Phone: (615) 256-1650

## TAPE LOCATORS

## MIXERS

The tape locator is an add-on using light reflected from tape spool spokes

## EMO

EMO Systems Ltd, Durham Road, Ushaw Moor, Durham City, DH7 7LF, UK.  
Phone: 0385 730787

## DI BOXES

Emo Direct injection Box



## FUTURE FILM DEVELOPMENTS

Future Film Developments, 36/38 Lexington Street, London W1R 3HR.  
Phone: 01-437 1892. Telex: 21624.

## GPO JACKS

JACKFIELDS  
PATCH CORDS  
SWITCHCRAFT XLRs  
TERMINAL BLOCKS  
ATTENUATORS  
CANNONS  
AUDIO CABLES  
INSTRUMENTATION CABLES

# STEREO DISC AMPLIFIER 2

FOR BROADCASTING, DISC MONITORING AND TRANSFER WITH THE HIGHEST QUALITY

Stereo Disc Amplifier 2 is a self-contained mains powered unit which accepts cartridge inputs and produces balanced line level outputs. Permanent rumble filtering and switched scratch filtering is included.

1 KHz at 6 mV set for 0dBV.7 output. Loaded 600 ohms.

### Total harmonic distortion

Output +10 dBV.7 30 Hz-20 KHz below noise  
Output +20 dBV.7 1 KHz —88 dB, 0.004%  
30 Hz-20 KHz —82 dB, 0.008%

Static intermodulation distortion 50 Hz+7 KHz, 4:1 Output +10 dBV.7 —90 dB, 0.003%

Dynamic intermodulation distortion 3.18 KHz square wave (single pole —3 dB at 100 KHz)+15 KHz sine wave, 4:1. Relative to 15 KHz component. Pre-emphasised input 500 mV pk-pk —70 dB, 0.03%

Frequency response RIAA accuracy 30 Hz-20 KHz Within 0.5 dB

**Surrey Electronics** The Forge, Lucks Green, Cranleigh, Surrey GU6 7BG (STD 04866) 5997

### Cartridge impedance interaction on frequency response

High inductance cartridge, 1H Less than 0.2 dB.  
Clipping at 1 KHz Output +24 dBV.7

Clipping point complementary to RIAA curve 30 KHz-20 KHz Within 1 dB.  
Clipping determined by onset of peaky distortion products or THD exceeding —80 dB.

Differential phase shift 50 Hz-20 KHz Within 0.5°  
Worst error at LF and HF filter turnovers Within 5°



# Studio Compressor-Limiter



A new product designed and developed with care by **Audio Developments** – The quality and performance you expect.

The ADO55 is for rack mounting. The controls on the attractive front panel are clearly laid out and colour-coded for greater simplicity. All the input and output connectors have XLR, DIN and PO Jacks fitted as standard.

The ADO55 Compressor is a dual channel compressor/limiter with a comprehensive range of useful facilities. The two identical systems may be linked for stereo operation.

## Specification

RATIOS 2 : 3 : 5 : 1 Limit (20 : 1)  
 RELEASE TIME Adjustable – 75mS 150mS 300mS 600mS 1.2sec 2.4sec  
 ATTACK TIME Adjustable – 0.25mS 0.5mS 1mS 2mS 4mS 8mS  
 FREQUENCY RESPONSE 1dB 20Hz to 30kHz NO COMPRESSION  
 DISTORTION 0.1% at 1kHz to 10kHz NO COMPRESSION +8dB input  
 MAX. COMPRESSION 25dB  
 MAX. OUTPUT +19dB at 1kHz +12dB at 20Hz  
 MAX. INPUT Dependent on the MAX OUTPUT and MAX COMPRESSION  
 NOISE Wideband –68dB Band Limited –71dB

# Audio



Developments

Hall Lane, Walsall Wood  
 WALSALL, W. Midlands, WS9 9AU  
 Telephone: Brownhills 5351/2/3 (STD Code 05433)  
 Telex: 338212 Audio

# ITC

## -the first name in cartridge machines

ITC's engineers are acutely aware that broadcasters need cartridge machines which are both simple to use and ruggedly made. That's why the baseplate of every deck is hewn from a half-inch thick slab of toughened aluminium. All sub-assemblies are pluggable (not hard wired), thus dismantling and service is rapid and simple.


The RP recorder/reproducer deck is a desk-top unit of full 19" rack width. The pressure roller assembly utilises ITC's innovative air-damped solenoid via a chain and sprocket linkage for fast, reliable and above all, *quiet* operation.

You can order the RP as a mono or stereo machine, with single or additional secondary and tertiary cue tones, with or without high speed cue (4 times nominal 7.5 ips). All operational controls: stop, start, record and cue-tone record are available as remote outputs.

Discover for yourself why ITC have won the respect of numerous broadcasting studios on both sides of the Atlantic.

## F.W.O. Bauch Limited,

49 Theobald Street, Boreham Wood, Hertfordshire WD6 4RZ.  
 Telephone: 01-953 0091.



## SURVEY: STUDIO ANCILLARIES

Future Film cont'd


TUCHELS  
PREHS  
FADERS  
SESCOM TRANSFORMERS  
DI BOXES

### GARDNERS

Gardners Transformers Ltd, Christchurch,  
Dorset BH23 3PN.  
Phone: 02015 2284. Telex: 41276

MICROPHONE TRANSFORMERS  
LINE TRANSFORMERS  
SPECIAL TRANSFORMERS

Three types of Gardners transformers



### GARNER

Garner Industries, 4200 North 48th Street, Lincoln,  
Nebraska 68504, USA.  
Phone: (402) 464-5911

BULK TAPE ERASERS

### LECTRIFLEX

Lectriflex Cables and Accessories Ltd,  
2 Bedford Road, London, N2 9DA.  
Phone: 01-883 0007. Telex: 28915.


MULTICORE CABLES  
CONNECTORS  
WIRING ACCESSORIES

### LEEVERS RICH

Leavers-Rich Equipment Ltd, 319 Trinity Road,  
Wandsworth, London SW18 3SL.  
Phone: 01-874 9054. Telex: 923455

BULK TAPE ERASERS  
DEGAUSSERS  
TAPE TRANSPORTS

Lemo patch/monitor connector



### LEMO

Lemo (UK) Ltd, 6 South Street, Worthing,  
West Sussex BN11 3AE.  
Phone: 0903 204651


MULTIWAY CONNECTORS  
COAXIAL CONNECTORS  
AUDIO CONNECTORS

### KEITH MONKS

Keith Monks (Audio) Ltd, 26 Reading Road  
South, Fleet, Hants.  
Phone: 02514 20568. Telex: 858606.

FLOOR STANDS (COLOURED)  
CABLE DRUMS  
SPLITTER BOX

Cable drum from Keith Monks



### MOSSSES AND MITCHELL

Mosses and Mitchell Ltd, Weydon Lane, Farnham,  
Surrey GU9 8QL.  
Phone: 02513 21236

JACK SOCKETS  
JACKFIELDS

### MUSIC LAB

Music Laboratory, 74 Evershot Street, London  
NW1.  
Phone: 01-388 5392/359 1975.

DI BOXES  
SPLITTER BOXES  
HEADPHONE EQUIPMENT

### NORTH AMERICAN PHILIPS

Philips Audio Video Systems Corporation, 91  
McKee Drive, Mahwah, NJ 07430, USA.  
Phone: (201) 529-3800

CONNECTORS  
DELAY LINES  
MIC TRANSFORMERS  
JACKS  
AUDIO TEST SETS

### PARTRIDGE

Partridge Electronics, 56 Fleet Road, Benfleet,  
Essex.  
Phone: 03745 3256

PO LINE INTERFACES  
PRE-AMPS  
EQUALISATION SYSTEMS  
METERING SYSTEMS

# Worldwide agents for audio & design recording.

### Australia

Audio & Recording, Holden Hill, S.A.  
Tel: 261 1383

### Austria

Soundmill Vienna, Peter J. Müller.  
Tel: 222 9 444 233.

### Brazil

Serion Ltd, Sao Paulo. Tel: 34 8725.

### Canada

Noresco (Mfg) Co. Ltd., Ontario.  
Tel: (416) 661 0541.

### Caribbean

Dynamic Sounds Recording  
Jamaica  
Tel: 933 9138 & 9168 Tlx.: 2296

### Denmark

Ole Christensen, Audiophil,  
Copenhagen. Tel: (01) 341 622.

### Eastern Europe

Denis Tyler Ltd., West Drayton, UK.  
Tel: (089 54) 43681. Tlx 23977.

### Finland

Harold Burgen, Helsinki. Tel: 692 5308.

### France

3M France, Paris.  
Tel: (1) 031 61 61. Telex: 695185

### West Germany

Elmus GmbH, Berlin.  
Tel: (030) 312 2012.

### Greece

Audiolab Hellas, Athens.  
Tel: 822 5222. Tlx 5800.

### Holland

Pieter Bollen, Eindhoven.  
Tel: (040) 512 777 Tlx 59281

### Italy

Roje Telcomunicazioni, Milan.  
Tel: 415 4141. Tlx 39202.

### Japan

Nissho-Iwai Co. Ltd., Tokyo.  
Tel: (03) 544 8311.

### New Zealand

General Video Co. Ltd., Wellington.  
Tel: 872 574. Telex: 31255.

### Norway

Siv. Ing. Benum & Co., Oslo, 2.  
Tel: (02) 56 57 53.

### South Africa

Eltron (Pty) Ltd., Johannesburg.  
Tel: 23 0018.

### South East Asia

Brunei, Indonesia, East Malaysia,  
West Malaysia, Singapore — c/o  
O'Connor's (Pty) Ltd., Singapore 5,  
Tel: 637 944. Tlx Oconsin RS 21023

### Sweden

KMH ljud Ab, Stockholm.  
Tel: (08) 72 56 877 Telex: 13366.

### United States of America

Audio & Design Recording Inc.,  
Honolulu. Tel: (808) 845 7226.

### UK and All Other Territories

audio & design (recording) ltd.,  
Reading, UK. Tel: (0734) 53411.  
Telex: 847605 a/b Tillex G.



# THE 19" PARKING SPACE



**S03 Sweep Equaliser**  
A 3-band sweep equaliser offering 40dB control range switchable on each section. Input attenuator and optimum modulation indicator.

**S04 Parametric Equaliser**  
A 3-band fully parametric equaliser with 40dB range; shelf option with variable slope on Hi and Lo sections. Each section switchable with optimum modulation indicators.

**S23 PAN effects module**  
offers different *pan* patterns with *trigger*, *speed* and *envelope* following functions.

**S27 Dual Electronic Crossover**  
Provides *stereo* dual crossover, or *mono* triple crossover networks at 18dB/oct.

**S05 Dynamic Noise Filter**  
This programme controlled high-pass filter automatically attenuates hum and rumble. It has variable slope (0-18dB/oct) and three t/o frequencies. Can also be used as a 20/40dB noise gate.

**S06 Dynamic Noise Filter**  
Similar to S05 but being the low pass version, cleans up hiss and HF splash without affecting wanted HF transients. Alternatively acts as a wide-band noise gate.


**S07 Octave Equaliser**  
Ten-band octave equaliser set on standard ISO centre frequencies from 31.25Hz — 16kHz. Optimum modulation indicator.

**S14 Quad PPM l.e.d column**  
has brightness control and can be ganged with other S14 modules.

**S01 Compressor-Limiter**  
A simple-to-operate multi-ratio compressor with overall peak limiter and l.e.d gain reduction meter.

**F300 Expander-Gate**

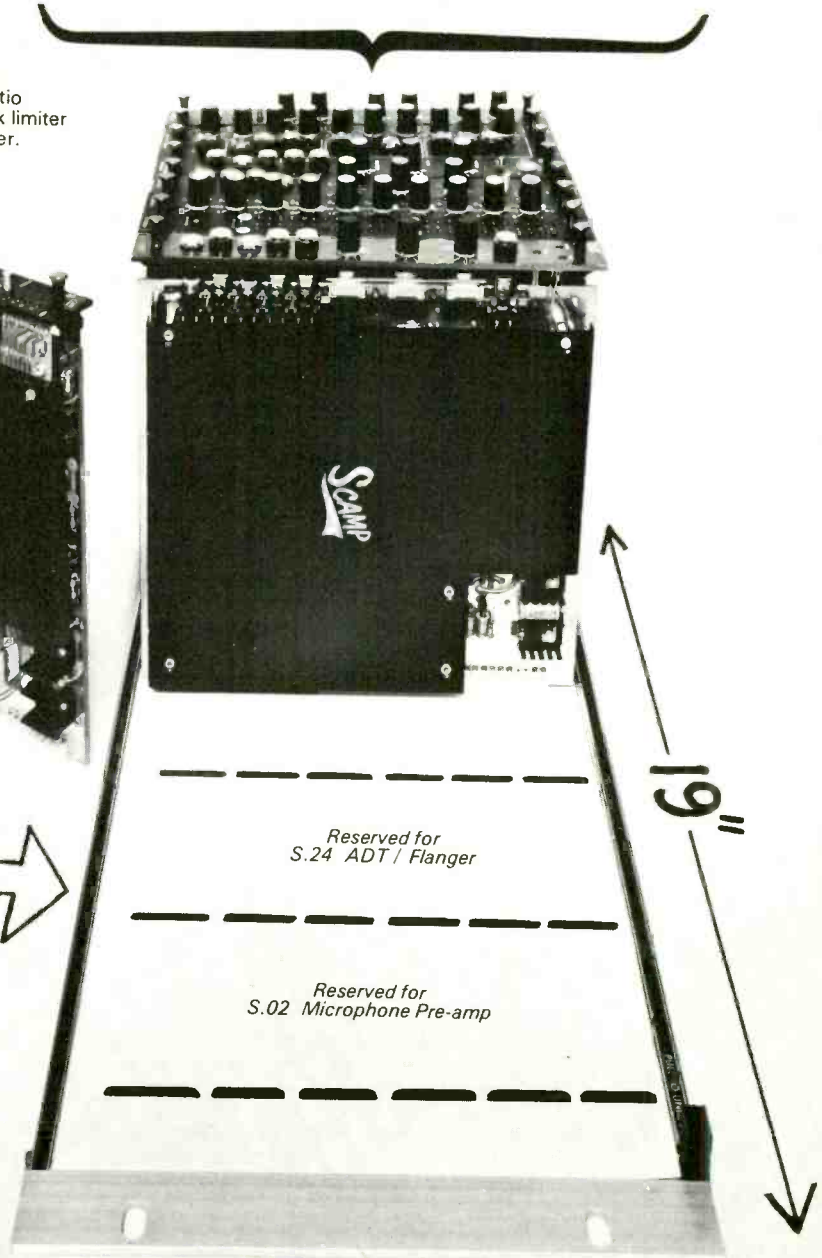
Peak and averaging side-chains; variable slope with up to 40dB range; adjustable release/attack and external trigger create the most sophisticated unit available.



In this 19" parking space there is ample room for an impressive array of the kind of equipment successful studios need.

You choose the unit combination that suits your need and budget. Parking lot flexibility means that as your business grows so can your SCAMP system. Simply add the units you need, when you want them.


There's nothing comparable on the market.




**audio & design (recording) ltd.**  
84 Oxford Road, Reading, Berks., England

Telephone: Reading (0734) 53411

Telex: 847 605 a/b Tillex G



# Cuemaster CARTRIDGE MACHINES



Cetec Broadcast Group

schafer SPARTA



## Granet

Communications Ltd.

39 BEECHCROFT MANOR, OATLANDS  
DRIVE, WEYBRIDGE, SURREY KT13 9NZ

Weybridge (0932) 47785

## SURVEY: STUDIO ANCILLARIES

### PENNY & GILES

Penny & Giles Conductive Plastics Ltd, New-  
bridge Road Industrial Estate, Pontllanfraith,  
Blackwood, Gwent.  
Phone: 0495 223771

FADERS  
JOYSTICK POTS  
QUAD PAN POTS

### PYE TVT

Pye TVT Ltd, PO Box 41, Coldhams Lane,  
Cambridge CB1 3JU.  
Phone: 0223 45115

TALKBACK MODULES  
PROGRAMME MODULES  
PROGRAMME METERS  
POWER SUPPLIES  
JACKFIELDS

### RYCOTE

Rycote, Edgehill Farm, Edge, Stroud, Glos GL6  
6PA.  
Phone: 0452 813615

MICROPHONE WINDSHIELDS  
MICROPHONE SHOCK MOUNTS

### SESCOM

Sescom Inc, PO Box 590, Gardena, Ca 90247,  
USA.  
Phone: (213) 770-3510

TRANSFORMERS  
FILTER MODULES  
COMPRESSORS  
OSCILLATOR MODULES  
LINE AMPS  
CABLING  
IN LINE TRANSFORMERS  
MICROPHONES  
DI BOXES  
COMBINERS



'In line' attenuator A15A  
from Shure

### SHURE

Shure Bros Inc, Evanston, Ill 60204, USA.  
Phone: (312) 866-2200.  
UK: Shure Electronics Ltd, Ecclestone Road, Maid-  
stone ME15 6AU.  
Phone: 0622 59881

EQUALISERS  
EQUALISER TEST SETS  
ATTENUATORS  
FILTERS  
BRIDGING TRANSFORMERS  
MATCHING TRANSFORMERS

### SONY

Sony (UK) Ltd, 134 Regent Street, London W1R  
6DJ.  
Phone: 01-439 3874. Telex: 264149

PHONO AMPLIFIERS  
CONNECTORS

### SOUNDEX

Soundex Ltd, 91 Farmer Road, Leyton, London  
E10 5DJ.  
Phone: 01-539 3385

PEAK PROGRAMME METERS  
MIXERS

### SOWTER

E. A. Sowter Ltd, PO Box 36, Ipswich IP1 2EL.  
Phone: 0473 52794/219390.

TRANSFORMERS  
SPLITTER  
INPUT  
OUTPUT  
BRIDGING  
WIDE BAND  
MINIATURE

### SQUIRE

Roger Squire's Professional Audio, 55 Charlbert  
Street, London NW8 6JN.  
Phone: 01-722 8111

EQUALISERS  
CROSSOVERS  
ANGLEPOISE MICROPHONE ARMS

### STANLEY PRODUCTIONS

Stanley Productions, 147 Wardour Street,  
London W1.  
Phone: 01-439 0311

FILM SPLICING EQUIPMENT  
SPLICING BLOCKS  
SPLICING TAPE  
SPOOLS

### SURREY ELECTRONICS

Surrey Electronics, The Forge, Lucks Green,  
Cranleigh, Surrey GU6 7BG.  
Phone: 04866 5997

PPM DRIVE CIRCUITS  
STEREO DISC AMP  
PEAK DEVIATION METER

### SUSAN BLUE

Sun Recording Services Ltd, 34-36 Crown Street,  
Reading, Berks.  
Phone: 0734 595647

DI BOXES  
SPLITTERS  
SWEEP AND NOTCH FILTERS

### WADSWORTH

Leonard Wadsworth & Co (Electronics) Ltd, PO  
Box 423, 64 Kimber Road, London SW18 4PR.  
Phone: 01-874 0464

CABLES

### WHIRLWIND MUSIC

Whirlwind Music, PO Box 1075, Rochester, New  
York 14603, USA.  
Phone: (716) 663-8820.

CONNECTORS  
STAGE BOXES  
CABLE DRUMS  
SPLITTERS  
MATCHING BOXES  
CABLE




turnkey

# Our business is helping you with yours...

Considering or upgrading a multitrack system ?  
We offer a select range of studio equipment, backed with advice, demonstration and service. Turnkey sell, install, lease or hire.



For many years QUAD amplifiers have been a standard in UK Studios for quality monitoring. Their latest model, the 405 current dumping design is now available from TURNKEY.



We supply and install the TEAC TASCAM multitrack system. Mixers Models 2, 3 and 5, and tape recorders 3300S, 3340S and 80-8 are suitable for both multichannel and audio production applications.


## VARISPEED

By popular demand we have produced a compact vari-speed unit that can be easily connected to any fixed speed recorder. The power oscillator is housed in a free standing case and connection is via two wires to the capstan motor.

The hand held remote switches between fixed speed operation and a plus or minus 15 percent pitch control.



Custom rolling consoles for all TEAC recorders. A unique design permits tape storage or mounting noise reduction. Sold as a flat-pack kit.



Low capacitance cables prevent high frequency loss. Now available in standard Tube-Paks.  
8 Pack 18 ms. patch  
4 Pack 6 ft. interconnect  
2 Pack 12 ft. interconnect



A new range of signal processing equipment designed specifically for budget installations. A versatile, expanding system that features quality and low cost.

Limiter/compressor - input, output, attack and release controls.

Parametric Equaliser - Two band boost cut control with peak frequency tuning.

Reverb Unit - For mic or line application with equalisation and mix controls.

Dual Notch - Twin tunable low frequency notches for programme filtering.



With every four track that we sell, we supply, free of charge, the remarkable 1478 mixdown mixer. Tone pan and fader on each channel, and no noise, distortion or overload.

**Stop Press** - Just announced, the budget stereo ten band graphic from Statik Acoustik. Phone now for details.

Monitoring Systems



Microphones and Accessories



Signal Processing



Are you ready for Multitrack ?



The Turnkey book includes comprehensive information about our products and accessories.

Please write or call for your free copy.

Teac's 16 page booklet "Are you ready for multitrack ?" is also available on request.

Call Andrew Stirling at:

turnkey



8 East Barnet Road, New Barnet, Herts EN4 8RW Supply & Installation of Recording Equipment Telephone : 01-440 9221 Telex : 25769

# work

## Home from home at Eden



Chiswick may not be the hub of the throbbing metropolis but it has much to commend it—a nice stretch of river, non-trendy real ale pubs and a compact music centre called Eden.

Down a quiet residential road near Chiswick Park Eden stands, externally unimpressive until you pass under its arched entrance and then things are different. On a blazing summer day you're plunged (well almost) into a continental courtyard with Russian vines, garden chairs, sun shades and ice-cream. A small door hides a very calm and relaxed 24-track recording studio that belies some of the more frenetic music generated there by people like Elvis Costello, Graham Parker and the Rumour, and Nick Lowe.

The calm and collected Piers Ford-Crush, one of the trio who started and still run Eden, introduced himself. Mike Gardner appeared a fraction later but the third, Philip Love had completely vanished from the face of the earth in a frenzy of moving house.

Piers and Mike worked together as technicians in the Beeb. Philip, then a budding song writer, was introduced and the demo studio developed from there. These were the heady days when demos were mostly on acetates and you could still charge £8 an hour for 4-track. After five years of successful part-time operation the studio, then in

separates the inner complex from outer wall. As there was no external LF vibration, the deeply concreted floor didn't have to be floated but a lot of energy was expended in making the control room as massive, in weight, as possible. Piers explained, "the control room has been heavily concreted on top. If you are going to drive it at the kind of sound levels you need, it's got to be a really massive structure. I'm sure that the ideal control room would be built like the Tower of London." Working from scratch has really paid off here, the bass in the control room is very firm even with the recently installed JBL 4350s driven flat out.

The Shearer treatment was executed by Graham Anthony and Peter Wadley, two 'real' architects



Eden Street, Kingston, was compulsorily purchased which prompted the decision to go full-time, big-time.

The studio was built inside an existing store building and Piers is convinced that starting as near from scratch as possible yielded the best results. "It took us over three years to find these premises, the main requirements being a large open space—very hard to find without building from nothing". They brought in Ken Shearer for the basic design because the trio felt in sympathy with his attitudes about sound treatment. It is very much a room-within-a-room design with a respectable sized studio and a moderately low ceiling. "It works out very well in fact, just as Ken Shearer said it would. We can get, without a word of a lie, a 35 piece line up in here, brass strings and timps."

The studio, control room and vocal booth are in fact built completely separate from each other with small air gaps between all the internal walls. A 60cm airspace

who have contributed enormously to the atmosphere of Eden. The walls are finished with panels that are multi-diaphragms that selectively remove the room fundamentals. Slipped in between the irregular ceiling panels is light tracking, a new innovation at the time the studio was built three years ago. The lighting is in various colours and can be used up full when the studio is packed or turned down to make the studio more comfortable for vocals and solos.

In the far corner is a semi-permanent drum booth sectioned off with four of Eden's rather smart screens. These were done by Anthony and Wadley around Ken Shearer's basic principles—they're bright blue with large windows and notches in the top and bottom giving the impression of a giant N. To complement these, the half screens are waist height E's and D's just to remind you where you are. The idea of a permanent booth had been kicked around but its present form has a lot of ad-

vantages. First it works as a booth should with no spillage, but at the same time the drummer still feels part of the studio with no sense of claustrophobia. On the back walls of the booth is another simple and effective touch, again on Ken Shearer's suggestion—two fairly short curtains that can be drawn across for a dead 'disco' sound, or left open, as they were now, for a much more live effect.

Everything was ready for an album session with the Rumour who had booked Eden (again) for four weeks. Among the usual complement of AKG 45/s and Neumann 87s were one or two unusual beasts. The team were initially appalled at Roger Bechirian's (resident engineer) choice of *Soundstars* for the booth and especially toms. But now they defend them totally. "Sometimes you find a mic that has exactly the right sound without any EQ and that happens to be one of them." So there.

"Phones are an eternal problem with studios," Mike Gardner said picking up one of the well used and taped up Beyer DT100s, "so with a regular turnover of cables being pulled out or otherwise destroyed, something easily replaceable from our own stock of spares is important."

Eden's aim seems to be towards allowing groups to feel at home with people and a place that is easy and comfortable to work in rather than go hell for leather into every new device available. Everything about the control room reflects this attitude.

Again, it is a comfortable size, seating about eight. In a perfect world Piers might have considered something a little larger but in fact it has turned out to be ideal. "You don't always want people in the control room and if it's crowded then that's a good reason for people to get out. If somebody hasn't got a seat they probably shouldn't be there anyway." A lot of what Piers and Mike said related to the long chain of human problems, the way people use things and react to equipment. It was no surprise to find that communications between the control room, studio and the overdub booth down the side of the control room, were excellent. Large windows, so that everyone can see everyone else, and a comprehensive talkback system that includes microphones in the roof of the studio and booths to avoid mimed gesticulations when overdubbing instrumentals.

The mixer was built and designed in-house whilst the rest of the building work was going on. It is a basic 20 input design, with a centrally placed 24-track monitoring section

58 ▶





"The original A77 had set a standard by which I have judged other domestic and semi-professional recorders for many years. It is now clear that the new B77 sets a new standard not easily surpassed at its price"

Angus McKenzie (March 1978)

# REVOX

F.W.O. Bauch Ltd. 49 Theobald St. Boreham Wood, Herts. WD6 4RZ

[www.americanradiohistory.com](http://www.americanradiohistory.com)







# fact: you can choose your microphone to enhance your productions.

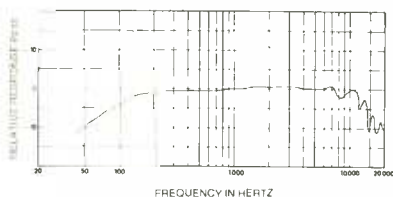
Shure makes microphones for every imaginable use. Like musical instruments, each different type of Shure microphone has a distinctive "sound," or physical characteristic that optimizes it for particular applications, voices, or effects. Take, for example, the Shure SM58 and SM59 microphones:

## SM59

**Mellow, smooth,  
silent...**

The SM59 is a relatively new, dynamic cardioid microphone. Yet it is already widely accepted for critical studio productions. In fact, you'll see it most often where accurate, natural sound quality is a major consideration. This revolutionary cardioid microphone has an exceptionally flat frequency response and neutral sound that reproduces exactly what it hears. It's designed to give good bass response when miking at a distance. Remarkably rugged—it's built to shrug off rough handling. And, it is superb in rejecting mechanical stand noise such as floor and desk vibrations because of a unique, patented built-in shock mount. It also features a special hum-bucking coil for superior noise reduction!

**Some like it essentially flat...**

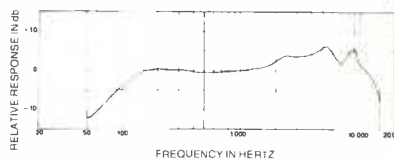


## SM58

**Crisp, bright  
"abuse proof"**

Probably the most widely used on-stage, hand-held cardioid dynamic microphone. The SM58 dynamic microphone is preferred for its punch in live vocal applications... especially where close-up miking is important. It is THE world-standard professional stage microphone with the distinctive Shure upper mid-range presence peak for an intelligible, lively sound. World-renowned for its ability to withstand the kind of abuse that would destroy many other microphones. Designed to minimize the boominess you'd expect from close miking. Rugged, efficient spherical windscreen eliminates pops. The first choice among rock, pop, R & B, country, gospel, and jazz vocalists.

**...some like a "presence" peak.**



professional microphones...by



Shure Electronics Limited, Eccleston Road, Maidstone ME 15 6AU—Telephone: Maidstone (0622) 59881

# International Broadcasting Convention, a preview

THE 7th International Broadcasting Convention is this year being held at the Wembley Conference Centre, having outgrown the Grosvenor House. Demand for space has been such that exhibitors will be found tucked into the most unusual corners around the complex. The first IBC was held in London in 1967 with some 30 exhibitors attracting 550 delegates, while this year there are some 88 with over 3,000 delegates expected. The International Broadcasting Convention is second only to the Montreux Symposium as Europe's broadcasting exhibition. This is quite simply because Montreux regularly offers 7,200 square metres of exhibition space while IBC is limited, even at Wembley, to 2,062 square metres. In contrast, Photokina in Cologne which is held the week before, is this year using about 100,000 square metres of exhibition space.

Dates for IBC are September 25 to 29 with the exhibition opening from 09.00 to 18.00 each day except 10.00 opening on Monday, and 16.00 closing on Friday. Of course a major part of the Convention is the Technical Programme which for the most part runs in two parallel sessions. Principal headings are:

- Microprocessors and Minicomputers in Broadcasting
- Point-to-Point Transmission
- Video Signal Origination and Processing
- Transmitters and Transposers
- Video and Audio Recording and Storage
- Transmitting Antennae
- Satellites in Broadcasting
- Teletext Broadcasting Systems
- Stereo and Quadraphonic Sound Systems (Sept 28, morning)
- Teletext Subtitling Systems
- New Broadcasting Systems (including Carfax and digital sound broadcasting, Sept 28, afternoon)
- Future Possibilities in Radio Receiver Design (Sept 28, afternoon)

Despite numerous comments from exhibitors at the IBC, the only concession made for the majority of delegates who only want to attend the exhibition is a £3 ticket valid only for Friday Sept 29. Otherwise the charge for a full-time convention delegate is £62.64, for one day only £15.66, and for research students £31.32 for the week. Enquiries concerning registration should be made to IBC Secretariat, 1EE, Savoy Place, London WC2R 0BL. Phone:

01-240 1871 ext 261, telex: 261176. During the convention call 01-902 8833 ext 286/7/8.

This preview is only concerned with sound and broadcasting aspects of IBC and is not intended to be complete.

Agfa Gevaert will be showing studio quality mastering tapes *PEM468* and *PEM525*, and *PEM526* master tape low noise with black antistatic coating and improved surface quality of magnetic layer for minimum shedding and headwear.

Sound mixing equipment designed for broadcasting will be exhibited by **Audix** including the *3500 series* of 35mm wide modules designed and built for ITN which offer comprehensive equalisation and routing facilities for up to eight groups and six aux outputs. Also a BBC Radio stereo desk built to a BBC specification. Other items of interest will include a new intercommunications system providing intercoms for both technical and office areas produced in co-operation with Barkway Electronics.

**FWO Bauch Ltd** handles a wide range of studio and broadcasting equipment including: Studer *A800* multitrack linked via *TLS2000 TapeLock* system to a VTR, *A80* and *B67* tape recorders, Revox *B-series*, Neumann FET condenser microphones including new shotgun mic *KMR82i* and handheld *KMS84i*, EMT direct-drive turntable *EMT-950*, Albrecht magnetic film recorders, ITC cart machines, Ivie portable

spectrum analysis systems, Lexicon digital delay lines, Urie sound processors, Switchcraft connectors, Klein & Hummel monitor speakers and MRL test tapes.

**Brabury Electronics** provides a systems design and manufacture service and supply custom-made parts to many companies including racking, mains distribution units, automatic voltage stabilisers, tally light panels, on-air/rehearsal lights and a range of video jack fields. The new Soundfield microphone which provides unprecedented operational flexibility will be shown by **Calrec Audio**.

In addition to promoting A and B Dolby systems, a paper will be presented by David Robinson concerning automatic switching of FM tuners for Dolby-B decoding. Basically, a 15kHz tone at -70dB relative to Dolby tone is used and detected by heterodyning with 15.2kHz derived from the stereo decoder providing an easily detectable 200Hz signal.

**Philip Drake Electronics** will be exhibiting a full range of studio and OB talkback equipment as well as audio switching matrices and related equipment for broadcasting. The new *Mini-Mobile* package catering for two areas, two externals and three cameras, will be introduced. **EMI Sound & Vision Equipment** will be introducing the *8200 series Transicom III* intercommunication system designed to satisfy all requirements for communications talkback and cueing in broadcasting and studios. Modular construction allows specific requirements to be met.

**Granet Communications** will be showing a complete Cuerac automation system with a basic capacity of 500 cartridges with complete random selection manufactured by Consolidated Electronic Industries. From Cetec Broadcast group, the Schafer *Model 7000* automation system and Spectra solid state transmitters, and Fidelipac wow and flutter meter and cartridges.

Although 3M will not be showing the new digital audio recorder developed jointly with the BBC, the system will be discussed during a BBC paper 'Microcomputer mixing and processing of digital audio signals'. The well established *M79* 24-track will be featured with *Scotch 256* studio mastering tape and *Scotch 262* broadcast stereo tape.

**NEAL-Ferroglyph** will be exhibiting the *Studio 8* professional tape recorder in a broadcast console and with synchroniser and pulse rate converter. The *Logic 7* semi-professional tape

Agfa Gevaert PEM 468 tape





# EVERYBODY'S GETTING BEHIND BGW

## Even Crown and Yamaha



POWER* @ 8 OHMS	HEATSINKS/COOLING SYSTEM: TOTAL # OF OUTPUT TRANSISTORS: @ 4 OHMS	SPEAKER PROTECTION:	MAINS (AC) PROTECTION:	CONSTRUCTION DESIGN:	TURN-ON DELAY:	CIRCUITRY:	T.I.M.	PRICE**	YEAR INTRODUCED
BGW 750 B/C	225 Watts/ch. 360 Watts/ch 20	Forced air cooling for 2 massive removable modules	Active arc-interrupting circuitry	Front panel magnetic circuit breaker	Modular all Teflon wiring	Relay operated transient delay circuitry	Full complimentary	\$ 999 — Model 750C \$1099 — Model 750B	1978
CROWN DC300A	155 Watts/ch. NO FTC RATING 16	Passive airflow only	None provided	Rear panel fuse only	Hard-wired, non-modular	None	Quasi-complimentary	Not specified* \$ 919	1974
YAMAHA P2200	200 Watts/ch. NO FTC RATING 12	Passive airflow only	None provided	Rear panel fuse only	Hard-wired, non-modular	None	Full complimentary	Not specified* \$1095	1976

Here they are — The big guns of professional amplification: The respected Crown DC300A, The cosmetically impressive Yamaha P2200, And BGW's new, no-nonsense 750B/C.

Top-of-the-line professional power amplifiers from the industry's most respected manufacturers. All boasting impressive reputations. All costing about \$1,000.

The table reveals the specifications.\* You decide which one is best.

### THE RELIABILITY FACTOR

Above all else, professional musicians and audio engineers want to know two things about their power amplifiers: How dependably they function under extreme conditions, and how well they interface with other components.

BGW's new 750 Series amplifiers have taken the lead in both areas. Twenty (20) output transistors as opposed to Crown's 16 and Yamaha's 12 provide a Safe Operating Area unmatched by either the DC300A or the P2200. While both Crown and Yamaha rely on passive "convection" cooling, the extensive heat sinks on BGW's pro amps are cooled by forced air for reliable, continuous performance even on the hottest outdoor concert stages. Unique new arc-interrupting circuitry protects speakers — not just the

amplifiers themselves — from catastrophic DC offset.

Like all BGW amplifiers, the 750B and C feature modular construction and front-panel circuit-breakers rather than hard wiring and cumbersome rear-panel fuses. The result: Maintenance is easier both onstage and in the studio — when time and tempers can be very short.

### CLARITY AND PRESENCE

Now that audible Harmonic and Intermodulation Distortion have been all but eliminated from professional power amplifiers, Transient Intermodulation Distortion (TIM) has become important. Neither Crown nor Yamaha specifies TIM levels whereas TIM specs for BGW's 750's Series are published with the greatest of pride. The 750B and C consequently produce clearer, warmer, and more open sound.

Pros will also appreciate another BGW exclusive: A delay circuit that eliminates all transient "thumps" when the 750B and C are activated. Neither Crown nor Yamaha has anything like it.

### POWER

This is where BGW really leaves the competition behind. While the Crown DC300A and the Yamaha P2200 are rated at

155 and 200 watts, respectively, BGW's 750B/C delivers a full 225 watts per channel into 8 ohms, \*\* leaving the competition behind entirely at 4 ohms, with a whopping 360 watts. Only BGW has FTC rated 4 ohm power specifications.

Both the DC300A and the P2200 are good power amplifiers by conventional standards. But real recording pros don't deal with convention.

They get behind BGW.  
Because the competition already is.

\*Based on manufacturers' published specifications and prices available 7/1/78.

\*\*BGW 750B/C FTC Specification: 225 watts minimum sine wave continuous average power output per channel with both channels driving 8 ohm loads over a power band from 20Hz to 20kHz. The maximum Total Harmonic Distortion at any power level from 250 milliwatts to 225 watts shall be no more than 0.1%.



Get Behind Us!

**BGW Systems, INC.**  
13130 S. Yukon Avenue  
Hawthorne, California 90250  
In Canada: Omnimedia Corp., 9653 Cote de Liesse  
Dorval, Quebec H9P 1A3


cannot produce resonances that can be heard or measured."

"The SME Series III is the first tone-arm in our experience where the choice of pick-up is not limited by excessive tone-arm mass or insufficient damping of resonances."

The above comments were made by Knud Sondergaard concluding a detailed technical review of the Series III precision pick-up arm in the December 'ny elektronik' (Denmark).

"Our technical test of the Series III tone-arm shows without any doubt that SME has succeeded in developing and producing a pick-up arm which enables high as well as low compliance cartridges to do their best."

"The effective mass of the arm is so low that the resonance frequency with a soft (high compliance) pick-up can be placed above the critical area below 5Hz, and the damping of resonance is so good that a stiff (low compliance) cartridge



Write to Dept 1048 SME Limited, Steyning, Sussex, BN4 3GY, England


## IBC, A PREVIEW

recorder, NEAL 302 three motor logic controlled cassette recorder, and audio test equipment will also be seen.

Neve Electronics International Ltd are showing one of a pair of 30 channel sound mixing desks ordered by Harlech TV in Bristol which features 16-track recording capability especially adapted for television production work. Also on show the 5315 general purpose console designed for music recording, broadcast production or OB use, and the Necam D computer aided mixdown system especially

developed for post production dubbing work. NTP Elektronik A/S will be exhibiting a range of peak programme meters, compressors, limiters, equalisers and introducing an EBU meter with gas discharge tube, LED display PPM, tone burst generator for PPM alignment, stereo compatibility meter using LEDs, and a programmable equaliser facilitating central controlling and display.


Shure will be displaying the new SM81 unidirectional condenser microphone especially suitable for applications requiring extremely wide frequency response, low noise and distortion characteristics, very low RF susceptibility and highly reliable operation. ■



## Exhibitors list

- Acron Video
- AEG-Telefunken
- Agfa-Gevaert AG
- Allotrope Ltd
- Ampex International
- Aston Electronic Developments Ltd
- Audix Ltd
- Autocue Products Ltd
- Avcom Systems Ltd
- Aveley Electric Ltd (Rohde & Schwarz)
- Barco-Cobar Electronic NV
- FWO Bauch Ltd
- Bell & Howell AV Ltd
- BM/E's World Broadcast News
- Bosch Fernseh (Robert Bosch Ltd)
- Boston Insulated Wire (UK) Ltd
- Brabury Electronics Ltd
- British Broadcasting Corporation
- Calrec Audio Ltd
- Canda Television Equipment Ltd
- CCA Electronics Corporation
- CMC Technology Corporation
- Alexander Cole Ltd
- Consolidated Video Systems Inc
- Continental Microwave Ltd
- Michael Cox Electronics Ltd
- Crow of Reading Ltd
- Datatron Inc International
- Digivision Ltd
- Dixons Technical Ltd (Ikegami)
- Dolby Laboratories Inc
- Philip Drake Electronics Ltd
- Dynamic Technology Ltd
- Electrocraft Consultants Ltd
- Electronic Visuals Ltd
- Elektroimpex
- EMI Sound and Vision Equipment
- EMI Varian Ltd
- Engineering Designs & Supplies Ltd
- English Electric Valve Co Ltd
- Evershed Power-Optics Ltd
- Yves Faroudja Inc
- Ferranti Ltd
- Fuji Photo Optical Co Ltd
- Granet Communications Ltd
- Guild of Television Cameramen
- Hitachi Denshi (UK) Ltd
- Independent Broadcasting Authority
- International Video Corporation
- Keeline Productions
- Key Electronics
- Leevers-Rich Equipment Ltd
- LGT—Laboratoire General des Telecommunications
- Link Electronics Ltd
- L-W International
- 3M UK Ltd
- Marconi Communication Systems Ltd
- Marconi Instruments Ltd
- MCI (Professional Studio Equipment) Ltd
- Merlin Engineering Works
- Microtime Inc
- Microwave Associates Ltd
- Mullard Ltd
- Neve Electronics International Ltd
- NEC Telecommunications Europe Co Ltd
- North East Audio Ltd
- NTP Elektronik A/S
- Nurad Inc
- Pro-Bel Ltd
- Pye TVT Ltd
- Quantel Ltd
- Rank Cintel
- Rank Film Equipment
- Rank Optics—Taylor Hobson
- Redifon Telecommunications Ltd
- Reslosound Ltd
- Screen Electronics Ltd
- Seltech Equipment Ltd
- Shure Electronics Ltd
- Sony Broadcast BV
- Spin Physics Inc
- System Video Ltd
- Tektronix Ltd
- TeleMation Inc
- Thomson-CSF Division Radiodiffusion Television
- Thomson-CSF Electron Tube Division
- VG Electronics Ltd
- Video Electronics Ltd
- W Vinten Ltd





## Superiority Complex!

MXR is the world's leading manufacturer of high quality electronic signal processing equipment.

Our Auto Phaser is designed to be the finest available for professional applications. The wide range of effects, low distortion, and low noise enable it to fill every studio, portable mixing or P.A. phasing need.

The MXR Auto Flanger is the first professional audio delay line capable of producing true flanging, repeatably and economically, designed for both portable use and custom installation. The Auto Flanger reliably meets the most demanding of professional audio uses.

Shown above is the MXR Professional Products Rack. A compact, self-contained enclosure for mounting, powering, and interfacing up to four Auto Phasers or Auto Flangers in any combination.

MXR is constantly designing new products.

In the past, a quality digital delay was just too expensive.

So a studio or musician had to turn to the cheaper, mechanical units, which were noisy and unreliable.

Now MXR bridges the gap.

The MXR Digital Delay system combines the capabilities of short variable delay with long echo delay and also has the capability of double voicing, short slap-back echoes, hard reverberation, flanging, and true vibrato. The Digital Delay system has a dynamic range exceeding 80 decibels and a delay capability between 0.08m.sec and 320m.sec. If required, you can add plug-in memory boards to increase the delay to 1.28 secs.

The MXR Mini Limiter's low noise, low distortion and quick response enable it to effectively control signal peaks. Attack time is fast (approx. 1ms), and release time is both variable via rear trim pot and dependent upon the amount of gain reduction. Four instantly responsive L.E.D.s continuously indicate gain reduction. The Mini Limiter has quick recovery from heavy gain reduction, but approaches maximum gain slowly, a most useful recovery characteristic in application.

For further information fill in the coupon and send it to Atlantex Music Ltd.



I'm interested! Please send me colour brochures of MXR Studio Products.

Name: \_\_\_\_\_

Address: \_\_\_\_\_

I am especially interested in \_\_\_\_\_



# Atlantex

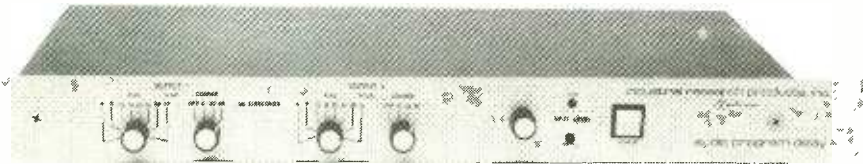
Atlantex Music Ltd. Sole distributors of  
MXR Consumer and Studio Products

16 High Street, Graveley, Herts. Tel: 0438 50113

# reviews

## Industrial Research Products audio program delay

Hugh Ford



### MANUFACTURER'S SPECIFICATION

**Frequency response:** 20 Hz to 15 kHz  $\pm 2$  dB (at  $-2$  dBm output). 30 Hz to 12 kHz  $\pm 2$  dB (at  $+4$  dBm output).

**Dynamic range:** greater than 90 dB.

**Pre-emphasis:** equivalent to 50  $\mu$ s.

**Distortion (thd):** less than 0.25% at 1 kHz at  $+12$  dBm output.

**Input impedance:** 15k ohm transformer-isolated.

**Input level:** adjustable; 10V rms maximum, 250 mV rms minimum.

**Output impedance:** 150 ohm effective (40 ohm optional) transformer-isolated, for 600 ohm (150 ohm optional) or larger impedance terminations.

**Output level:** 6V rms maximum; ( $+18$  dBm, 600 ohm load).

**Gain:** Adjustable; 28 dB maximum.

**Noise:** 90 dB below maximum output level (20 Hz to 20 kHz noise bandwidth).

**Time delay:** 96 ms in 4 ms steps.

**Power:** 115/230V, 50/60 Hz, 10W maximum.

**Weight:** 3.2 kg.

**Number of inputs:** 1.

**Number of outputs:** 2.

**Size:** 483 mm wide x 44.5 mm high x 216 mm behind panel.

**Controls:** coarse and fine delay selection for each output. Coarse settings of 0, 32 and 64 ms. Fine settings in 4 ms increments from 0 to 32 ms and are additive to coarse setting. Input level adjust with two led indicators: red on peak clipping level, green on at 14 dB below clipping level. Terminal block connectors on rear for input and output connections. (XLR-3 type connectors optional.)

**Price:** \$1200.

**Manufacturers:** Industrial Research Products Inc, 321 North Bond Street, Elk Grove Village, Ill 60007, USA.

**UK:** Knowles Electronics Limited, Victoria Road, Burgess Hill, Sussex.

THIS audio delay unit is a slim standard rack mount unit intended as a signal delay in public address systems and similar applications. The audio input and the twin outputs fed from the single input are to the rear of the unit in the form of terminal connections (with the option of XLR connectors: and are fully float-

ing, transformer-coupled connections. Also to the rear of the unit are the fixed mains power lead and its associated Imperial-size fuse, which is not identified in type or value; but, while the audio input and outputs were identified, the polarity of the connections was not indicated.

To the front of the unit is an illuminated power on/off switch, next to which are a red and a green led indicator for indicating signal. The green led indicates a working level and the red one overload conditions. Adjacent to these indicators is a potentiometer input level control—these being the only controls common to both outputs. The remaining front-panel controls comprise four delay time controls—two for each output channel. A coarse delay time control provides for zero, 32 ms or 64 ms delay plus an 'off' position. The adjustment of the fine delay time control is added to the setting of the coarse control, the fine settings being between 4 ms and 32 ms in 4 ms increments. The overall available delay therefore being 0 to

96 ms in 4 ms increments for each output independent of the other.

Within the chassis all the electronics, including the power supplies, are mounted on a single glass-fibre printed circuit board, the layout of which was not particularly tidy and without component identifications to aid servicing—no service manual being supplied with the review sample anyway. Unfortunately, there are several complaints about the electrical safety of this unit in terms of British Standard requirements (BS 415 or BS 4743). Firstly, the fuseholder was connected the wrong way round such that the incoming mains supply was connected to the outer connection of the fuseholder, such that the fuse could be live when being withdrawn. Secondly, printed circuit tracks which are connected directly to the incoming mains do not have sufficient clearance from tracks connected to the chassis of the unit. Thirdly, the metal base of the unit is very close to mains-carrying tracks on the printed board, a thin loose piece of insulating material being rested in the base of the unit as a gesture towards safety.

Other than the statement that the unit uses digital charge-coupled technology, no information was provided about the method of operation. But I have yet to see a ccd delay line without severe restrictions, and as will become clear this device is no exception.

### Frequency response

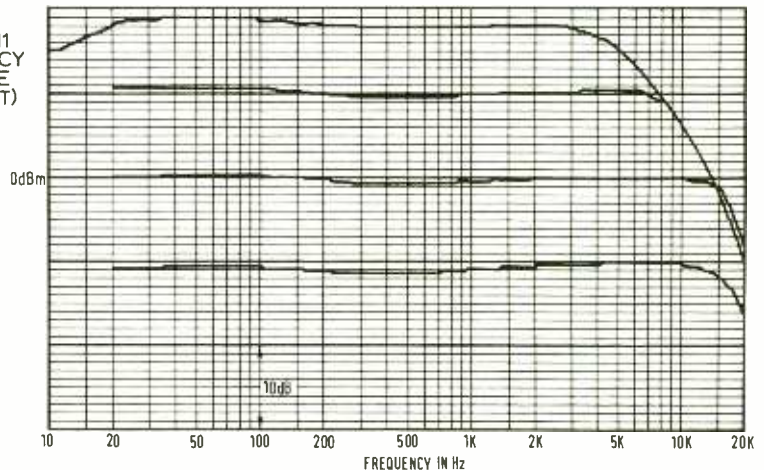
The overall frequency response of both outputs was found to be identical and independent of the time delay setting or output loading with 600 ohm terminations. The use of the specified 50  $\mu$ s pre-emphasis leads to a loss of signal-handling capability of approximately 10 dB at 10 kHz. This is apparent in fig. 1, which shows the frequency response at  $+18$  dBm output at 1 kHz and also at the lower levels of  $+10$  dBm, 0 dBm and  $-10$  dBm. As can be seen the results at 0 dBm and  $-10$  dBm are virtually identical up to 20 kHz, and the unit is in agreement with the manufacturer's specification.

### Distortion

Checking the second and third harmonic distortion at a level of  $+12$  dBm output produced fig. 2. This shows that while the unit is

66 ►

FIG. 1  
IRP DC4011  
FREQUENCY  
RESPONSE  
(SEE TEXT)





# Prime Time™

## Digital Delay Processor

**lexicon**

**PRIME TIME**  
DIGITAL DELAY



### professional quality delay plus special effects



Lexicon's new Model 93 "Prime Time" digital delay processor gives recording studios and entertainers an easy-to-use professional quality time delay with special effects and convenient mixing all at a price you can afford. It combines a degree of flexibility and versatility never before offered in equipment of full professional quality.

- Two delay outputs independently adjustable from 0 to 256 ms
- Complete mixing for delay and reverb processing, freeing up main console channels and tape tracks
- Integral VCO for special effects like vibrato, doppler pitch shift, flanging and automatic double and triple tracking
- Long delay special effects — up to 2 seconds
- All dynamic functions can be footswitch controlled
- 90 dB dynamic range, total distortion below 0.08% at all delay settings

**lexicon**

Lexicon, Inc., Waltham, Massachusetts 02154, USA

F.W.O. Bauch Ltd, 49 Theobald St., Boreham Wood/Herts WD6 4R2. Telephone 01-953 0091

## IRP AUDIO PROGRAM DELAY

within the manufacturer's specification at 1 kHz this is the lowest distortion point, both at this output level and at -10 dBm output—the lower frequency distortion products remained constant and not very good as is shown in fig. 2. As is to be expected, the higher frequency distortion rises at this +12 dBm output level, but at -10 dBm output the second and third harmonic dropped above 1 kHz to rise again to 0.1% at 10 kHz and 0.3% at 15 kHz.

Intermodulation distortion to the CCIF method using two equal amplitude tones separated by a constant 70 Hz and looking at

the difference frequency component produced fig. 3. It can be seen that the intermodulation performance is not particularly good at the -10 dBm output level used for the measurement; in particular, the performance at high frequencies is poor.

The performance of the unit when transmitting pulses or tonebursts is shown in figs. 4 and 5, the former showing what happens to a 1 ms pulse of 1V peak-to-peak amplitude at any delay setting, and the latter the transmission of a 1 kHz toneburst leading to +18 dBm output level. In the case of the latter the 'damage' to the leading edge was found to depend to a large extent on the repetition rate of the burst, which I consider rather suspicious. 68 ▶

## JBL PROFESSIONAL DEALERS IN THE U.K.



**FORMULA SOUND  
LIMITED**

**FORMULA SOUND LIMITED**  
3 Waterloo Road  
Stockport Cheshire  
Telephone 061-480 3781

## GRAHAMS

Graham's Electrical  
86/88 Pentonville Road  
London N1  
Telephone 01-837 4412



P. A. Hire & Sales  
Unit F New Crescent Works  
Nicoll Road  
London NW10 9AX  
Telephone 01-961 3295

## SIGMA SOUND ENTERPRISES

John Penn  
12 Sandringham Drive  
Bramcote Hills  
Nottingham  
Telephone 258625

Rear of Works  
128 Hartley Road  
Radford  
Nottingham  
Telephone 73306

## soundwave

66 Victoria Road  
Romford  
Essex  
Telephone 0708 25919

## REW

REW Audio Visual  
126 Charing Cross Rd.  
London WC2  
Telephone 01-836 2372/7851

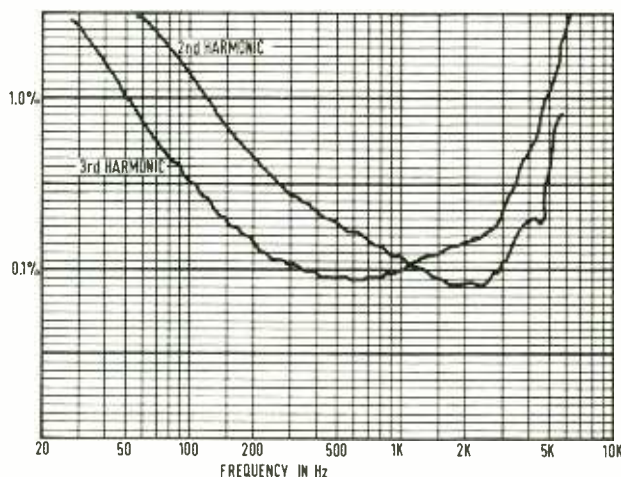
For further information contact  
Harman (Audio) U.K. Ltd.

St. John's Road  
Tylers Green  
High Wycombe  
Bucks HP10 8HR  
Telephone  
0494-815221

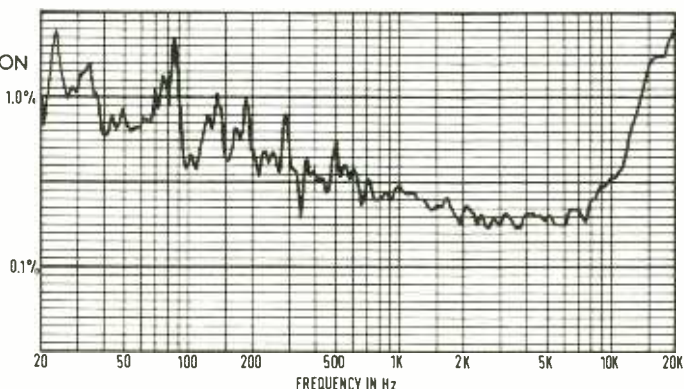


GET IT ALL.


**FIG. 2**  
IRP DC4011  
HARMONIC  
DISTORTION AT  
+12dBm OUTPUT



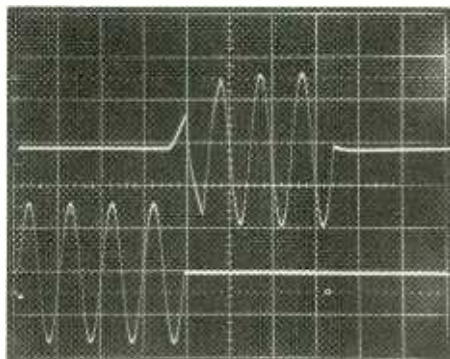
**FIG. 3**  
IRP DC4011  
INTERMODULATION  
DISTORTION



**Fig. 4** IRPI 1ms pulse with delay 1V peak/peak



**Fig. 5** IRPI 1 kHz burst to +18 dBm O/C





## HEAR FROM US BEFORE YOU HEAR FROM THEM.

Today's broadcasting equipment and standards let you transmit things you never could before.

Like tape hiss, cue tone leakage and turntable rumble, to name a few.

And that's precisely why you need the JBL 4301 Broadcast Monitor.

It lets you hear everything you're transmitting. All the good stuff. And, all the bad. So you can detect the flaws before your listeners do.


The 4301 is super-compact, so it fits all EIA Standard racks. 19" h x 11½" d x 12¼" w.

And it's made by JBL. The recognized leader in professional sound equipment.

Just give us your name and address and we'll send you all the 4301's very impressive specs.

Along with the name of your nearest JBL Professional Products Dealer.

He'll tell you everything you need to hear.



GET IT ALL.

James B. Lansing Sound, Inc. / Professional Division, 8500 Balboa Boulevard, Northridge, California, U.S.A.

## IRP AUDIO PROGRAM DELAY

### Noise

During the measurement of the output noise for both channels one channel was found to be faulty, and indeed it was subjectively very poor, so that channel has been ignored in the following measurements. While the manufacturer specifies noise as 90 dB below maximum output level in a 20 to 20k Hz noise bandwidth, this particular parameter was not measured, but the A-weighted noise suggests that the specification was met. However, this is only part of the noise story, the no-signal noise measurements being shown in **table 1** follows:

**Table 1** noise performance

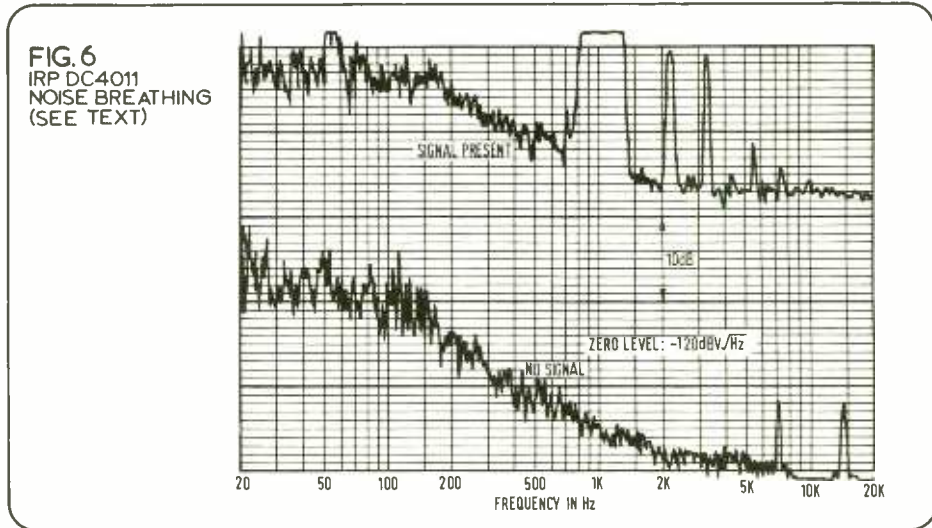
Condition	Noise (dBm output)*
Band-limited 20 to 20k Hz rms	-62 dBm
A-Weighted rms	-73.5 dBm
CCIR-weighted ref 1 kHz rms	-65 dB
CCIR-weighted ref 1 kHz quasi-peak	-60 dB

\*Adding the maximum output of +18 dBm gives the dynamic range.

Unfortunately, although the performance in **table 1** looks good, subjectively there was very severe modulation noise, or noise breathing, in the presence of signals of any output level. This was investigated by undertaking a spectrum analysis of the unit's output both with no input signal and with a 1 kHz tone leading to +10 dBm output. The results are shown on the same scale in **fig. 6**, from which it can be observed that the noise rises by between 30 and 35 dB in the presence of a +10 dBm output signal. If we consider this condition in relation to the A-Weighted noise, the effective dynamic range is not the apparent 91.5 dB(A)—73.5 plus 18—but something like 50 dB—a rather sad story, and that's just what the unit sounds like! In kindness it should be noted that the noise performance is independent of the delay setting or the input gain setting.

### Input and outputs

The input-level handling capability was such that well in excess of +22 dBm could be applied to the input, the maximum sensitivity being such that an input of 0.25V rms gave the rated output of +18 dBm—an overall gain of 28 dB. The floating input was found to have an impedance which varied only slightly with the



input gain setting, being 15.3k ohm at most gain settings but decreasing to 13.7k ohm at maximum gain—all satisfactory in this department.

On the output end both channels could deliver +19 dBm before the onset of severe distortion, with the red overload warning led indicator coming on at the appropriate point. This indicator was found to be satisfactorily fast in action, but it could do with a hold circuit to make it more visible. The green operating light came into action at, on average, +6.5 dBm output which is a sensible choice of signal level.

The outputs, which are transformer-coupled and floating, offered a satisfactorily low output impedance of 110 ohm and took kindly to being loaded into the standard 600 ohm terminations.

### Delay time setting

Checking the time delaying capacity of both channels showed that the setting of the delay time switches was generally within 1% of the nominal delay time, so there is no cause for complaint in this direction.

### Summary

While in many ways the measured performance of this delay unit does not appear bad for sound reinforcement work, I found that the noise modulation performance produced objectionable results. Furthermore the electrical safety of the unit leaves much to be desired. In


short, I cannot recommend this unit in its existing form.

### Manufacturer's comment

*Mr Ford's concluding remark expresses his concern for safety relative to BS 415 or BS 4743. In this regard, models manufactured subsequent to that supplied to Mr Ford include construction changes which render the comments no longer applicable.*

*There have been significant advances in charge-coupled device (ccd) technology for digital storage. The model DC 4011 takes advantage of these advances and uses only four lsi memory elements of 16 384 bits each, whereas our previous models using mos shift registers would have required 64 dual-in-line packages for the same delay configuration. The observations that distortion and noise do not change with delay (or gain) setting is evidence that digital processing is being used in the DC 4011.*

*STUDIO SOUND articles and Mr Ford have discussed at length the nature of noise reduction schemes and how their use has made digital delay economically viable. The curves in figure 6 show the result of a compression/expansion process (cf Studio Sound, September 1976, page 38). Such systems, whether analogue-proportional (for example, dbx) or digitally-coded range selection, as in competitive delay, and applied in a single broadband or to individual narrow bands, have a noise modulation that follows the signal level. The tolerability of the attendant noise modulation must be related to the application in terms of the psycho-acoustic and cost factors. The DC 4011 and other digital delay models manufactured and sold world-wide for more than seven years by Industrial Research Products Inc, for a wide variety including the most critical of applications, are accepted as providing exceptional value and reliability for sound reinforcement system use. The DC 4011 has met its design objective and represents a bold new step in digital delay by providing exceedingly useful sound delay quality at a price heretofore impossible. We are pleased to note that Mr Ford also finds the DC 4011 satisfactory for this application. May we respectfully remind Studio Sound readers of the statement by Lord Rayleigh: 'The sensation of sound is a thing sui generis, directly or indirectly all questions connected with this subject must come from the ear . . . from which there can be no appeal'.*





# There is a Dolby noise reduction unit for every professional application

## Professional recording and transmission applications




### 360

The Dolby 360 is a basic single-channel A-type noise reduction unit for encoding or decoding. This unit is normally used in a fixed mode such as in disc cutting or landline sending or receiving; the operating mode is manually selected.



### 361

The Dolby 361 is similar to the 360, providing a single channel of A-type noise reduction, but with relay switching of operating mode and tape recorder connections. The changeover can be controlled automatically by the recorder.



### M-Series

The Dolby M16H A-type unit is designed specifically for professional multi-track recording, and incorporates 16 channels of noise reduction in a compact chassis only 10 inches high. The similar M8H is an 8-track version, and the M8XH allows simple extension of the M16H for 24-track use.

## Noise reduction module



### Cat no. 22

The Dolby noise reduction module, Cat no. 22, is the basic functional unit employed in all A-type equipment. The Cat no. 22 is available as a spare or in quantity to OEM users for factory installation. A half-speed version of the module (Cat no. 40) is also available.



**Dolby Laboratories Inc.**  
Dolby, Dolbyized and the double-D symbol are trademarks of Dolby Laboratories Inc.

## Motion picture industry




### 364

The Dolby 364 Cinema Noise Reduction Unit is intended primarily for use with Dolby A-type encoded optical sound-tracks. The 364 also includes a standard 'academy' filter for conventional tracks, and provision for playback of magnetic sound tracks with or without Dolby system encoding.



### E2

The Dolby E2 Cinema Equalizer is a companion unit to the 364, and has been specifically designed to solve the response equalization problems of cinemas. Used with the 364 and Dolbyized optical sound-tracks the E2 enables most cinemas to achieve modern sound reproduction standards without replacement of existing equipment.



### CP100

The Dolby CP100 Cinema Processor is designed for the reproduction of all current and presently foreseeable film sound-track formats including conventional optical and magnetic tracks, Dolby encoded monaural optical tracks, Dolby encoded magnetic sound-tracks and the new stereo optical release prints. Up to three noise reduction modules can be incorporated. Typically, three channels of theatre equalization, as in the E2, will be incorporated, but facilities exist for five channels of equalization and the connection of an external quadraphonic decoder.



### CP50

The new Model CP50 is intended for the reproduction of all optical soundtrack formats, Dolby encoded and conventional, mono and stereo. The unit is designed to interface with an existing fader and magnetic stereo installation. A wide range of accessories is available.

731 Sansome Street, San Francisco, CA 94111  
Telephone (415) 392-0300 Telex 34409  
Cable: Dolbylabs

## Professional encoders for consumer media



### 330

The Dolby 330 Tape Duplication Unit is a professional quality unit with B-type (consumer) noise reduction characteristics. The unit is used for encoding duplicating master tapes in the high-speed duplication of Dolbyized cassettes, cartridges, and open-reel tapes. The 330 is a two-channel unit.



### 334

The 334 FM Broadcast Unit allows broadcast stations to encode stereo FM broadcasts with the Dolby B-type characteristic. The unit also provides for a reduction of high frequency pre-emphasis to 25 microseconds; this reduces the need for high frequency limiting, thus allowing a significant additional improvement in reception quality.

## Test set (A-type)



### Cat no. 35

The Dolby NRM Test set, Cat no. 35, permits rapid verification of performance of Cat no. 22 noise reduction modules without their removal or the need for additional test equipment.

## Noise weighting filter



### Cat. Nr. 98A

Noise weighting filter to CCIR/ARM characteristic (recommended by Dolby Laboratories). Filter is used with average responding meter (ordinary millivoltmeter) allowing noise measurements to be made on tape recorders, tapes, FM tuners, etc. with results which correlate closely with the subjective effect of the noise. Filter can be used for the testing of professional and consumer equipment.

346 Clapham Road, London SW9 9AP  
Telephone 01-720 1111 Telex 919109  
Cable: Dolbylabs London

# AKG BX10 reverberation unit

Hugh Ford



## MANUFACTURER'S SPECIFICATION

**A) Both reverberation intensity controls in position 1 (fully dry signal)**  
Nominal input level: -22, -6, +6, and +12 dBm (selectable on printed circuit board).

Maximum permissible level: 18 dB above selected input level.

Input impedance:  $\geq 2k$  ohm per channel, electronically balanced.

Nominal output level: +3 dBm ( $\pm 3$  dB).

Output impedance:  $\leq 100$  ohm, transformer balanced.

Maximum output level: +8 dBm.

Recommended output load:  $\geq 200$  ohm.

Frequency range: 20 Hz to 20 kHz.

Crosstalk between channels:  $\geq 70$  dB.

Weighted s/n ratio at nominal output level:  $\geq 75$  dB rms (DIN 45405).

Unweighted s/n ratio at nominal output level:  $\geq 75$  dB rms (DIN 45405).

**B) Both reverberation intensity controls in position 7 (full reverberation)**

Frequency range: 20 Hz to 12 kHz.

Frequency response: 50 Hz to 8 kHz within a strip of  $\pm 6$  dB from the standard curve.

Bass control range:  $\pm 8$  dB at 150 Hz.

Treble control range:  $\pm 4$  dB at 5 kHz.

Reverberation decay time (measured with  $\frac{1}{3}$ -octave pink noise with mid-frequency at 500 Hz): 1.5, 2.5, and 3.5s—can be set independently for each channel.

Crosstalk between channels:  $\geq 35$  dB (valued according to DIN 45405).

Level difference between channels: adjustable compensation.

Weighted s/n ratio at nominal output level:  $\geq 65$  dB rms (DIN 45405).

Unweighted s/n ratio at nominal output level:  $\geq 60$  dB rms (DIN 45405).

Acoustic feedback safety:  $\geq 100$  dB ie the sound level in close proximity of the device may be up to 100 dB spl before any acoustic feedback occurs.

Hum sensitivity:  $\leq 1$  mV/50 mG field.

Maximum output level: to encounter for the peaks of the reverberation frequency response, headroom up to +24 dBm becomes necessary.

### C) General

Line voltage: 220 or 110V ac +15/-10% (internally selectable) 40 to 60 Hz.

Power consumption: 12W.

External dimensions (whd): 430 X 300 X 490 mm.

Weight: approx 21 kg.

Price: £1225.

Manufacturer: AKG Akustische und Kinogerate GmbH, Brunhildengasse 1, A-1150 Vienna, Austria.

UK: AKG Equipment Ltd, 191 The Vale, London W3 7QS.

THE AKG type BX10 is a twin-channel portable reverberation unit operating on the torsional transmission line principle. The two channels can be operated either in the mono mode, where both channels are driven by a single input signal, or as a twin-channel unit that can be operated in the stereo mode, or as two separate channels with reasonable isolation between the two channels.

In the form of a sombre looking rectangular box with a single carrying handle the unit is completely portable, the plug-in chassis which contains the controls and all the electronics being secured within the box with two captive screws. Sensibly the controls are recessed to minimise the likelihood of damage during transit.

On the control panel, the common controls to both channels are the power on/off switch with its associated indicator, the mono/twin-channel switch and an unidentified main fuse. (I do wish manufacturer's would identify fuse values, it is a dangerous practice not to do so!)

Each channel has a three-position rotary reverberation time control with settings for nominal times of 1.5 seconds, 2.5 seconds or 3.5 seconds. In addition there are separate treble and bass shelving controls which affect the reverberation signal, and also potentiometers for mixing the direct and reverberation signals at the unit's output—a function usually performed on the desk, but a feature that should be very useful in mobile use.

At the other end of the electronics chassis, which is recessed at the other side of the black

box, there are XLR input and output connectors in the form of floating connections and the fiendish flat-pin-type mains power connector—a standard IEC type would be much preferred.

Within the electronics chassis the power supply is housed on a bolted-in printed wiring board, with the mains transformer being well shielded and equipped with a mains voltage selection switch for either 110V or 220V operation. The signal electronics are mounted on two separate (one for each channel) plug-in printed wiring boards which each have four preset potentiometers, the purpose of which is unknown, and a slide switch for setting the nominal signal input level to -22, -6, +6 or +12 dBm.

While there are not any component identifications on the boards to ease servicing problems, and no servicing data is supplied, the boards are not too crowded and are clearly laid-out with reasonable quality components.

As far as the performance is concerned there are two distinct conditions of interest in view

of the facility for mixing the direct and the reverberation signals. This control allows a full range such that in the extreme positions the unit's output is either the direct input signal, or the reverberation signal alone—thus the unit can be permanently in the signal path and its performance is of interest in this role as a line amplifier.

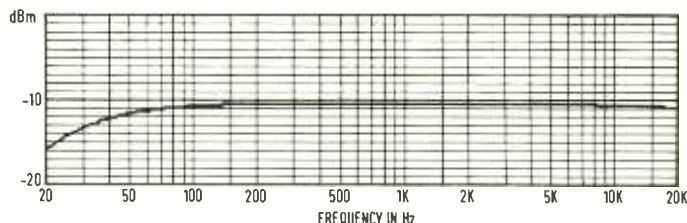
### Direct condition

The overall frequency response from the line input to the line output in this condition is shown in fig. 1. From this it can be seen that even though the high frequency response is satisfactorily flat, the bass end rolls off to a -3 dB point at 30 Hz; it is felt that this should be bettered in the direct mode.

With the +6 dBm nominal input level selected (as was the case with all tests) the overall gain in the direct mode was found to be -2.5 dB, the output level being limited within the unit to +11 dBm by 'built-in limiter

72 ▶

FIG.1  
AKG BX10  
FREQUENCY  
RESPONSE  
(DIRECT)





# The gift of excellence with price

AK

EXPRESS  
DELIVERY



from  
**quad/eight** the coronado

- Integral automation of the third kind
- VCA sub grouping
- Clear development of the I/O principle
- Dual function echo return utilisation
- 3-4 week delivery



from  
**Lyrec**  
the  
TR-532

- Autolocator as standard
- Individual track solos
- Spot erase
- R3 D3 control unit
- 3-4 week delivery

## TOGETHER from Audio Kinetics distribution



Audio Kinetics are the exclusive UK distributors of Quad Eight

AUDIO KINETICS (UK) LTD, Verulam Road, St Albans, AL3 4DH, England. Tel: St Albans 32191. Telex 299951



# REVIEW: AKG BX10 REVERBERATION UNIT

**TABLE 1 NOISE AT OUTPUT**

Measurement method	Channel 1	Channel 2
Unweighted rms 20 Hz to 20 kHz	-77.2 dBm	-72.5 dBm
'A' Weighted rms	-82.0 dBm	-77.0 dBm
CCIR Weighted rms ref 1 kHz	-75.0 dBm	-69.0 dBm
CCIR Weighted quasi-peak ref 1 kHz	-69.0 dBm	-64.0 dBm
DIN Weighted rms	-75.0 dBm	-71.5 dBm
DIN Unweighted	-66.0 dBm	-63.5 dBm

**TABLE 2 REVERB ACCURACY**

Frequency	Time
125 Hz	4s
500 Hz	3.6s
4 kHz	3s
8 kHz	2.4s

circuitry'. This is understandably useful when reverberation is in use, but a doubtful asset in the direct mode.

As can be seen from **fig. 2** the second and third harmonic distortions at 0 dBm output (loaded into 600 ohms) are generally satisfactory but not outstandingly good as a line amplifier. However, the intermodulation distortion to the twin-tone CCIF method using two equal amplitude tones separated by 70 Hz, as shown in **fig. 3**, is to a high standard.

Similarly the crosstalk as measured with one channel driven at 0 dBm output and the other channel with its input terminated in 600 ohms is very good, as can be seen from **fig. 4**. The noise in the output was measured using the common weighting networks and unweighted as shown in **table 1**.

While the noise performance and dynamic range of both channels is good, the large difference between channels is surprising and very clearly audible as a noise difference (as opposed to tones such as mains hum).

### Reverberation channels

Measurement of the reverberation time using bursts of one-third octave pink noise centred on 500 Hz showed that the nominal 3.5s time measured as 3.6s, nominal 2.5s as 2.2s and nominal 1.5s as 1.4s—these accuracies are within the limits of measurement errors and completely satisfactory. Checking the reverberation time at other frequencies using the nominal 3.5s time gave the results as in **table 2**.

Such a consistent reverberation time with change in frequency is not common to normal rooms, with of course the exception of a purpose-built reverberation chamber.

The reverberation characteristic when exciting the unit with a single cycle of 1 kHz sine-wave is shown in **fig. 5**, which suggests a clean exponential decay with multiple diffusion as is desirable.

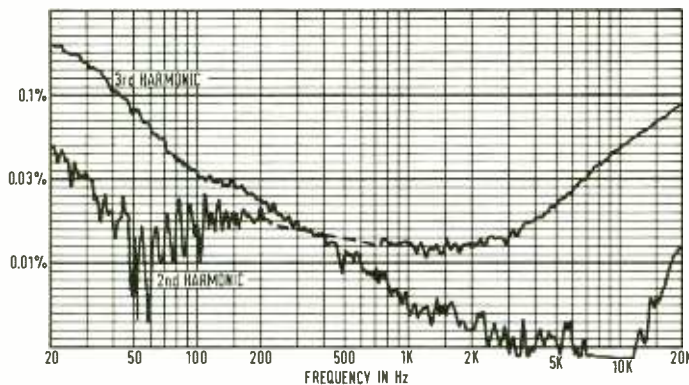
Using white noise as an input and undertaking a spectrum analysis of the output signal was the technique used to determine the overall frequency response of the reverberation channels and the effects of their treble and bass shelving controls. The results of this are given in **fig. 6**, which shows the frequency response with the shelving controls in their mechanical flat position, and also with either control at its extreme positions.

It is to be seen that the shelving controls meet their specification and provide a very useful degree of correction for circumstances where such correction is not available on the desk. Also the overall frequency response is quite adequately flat for a device of this type.

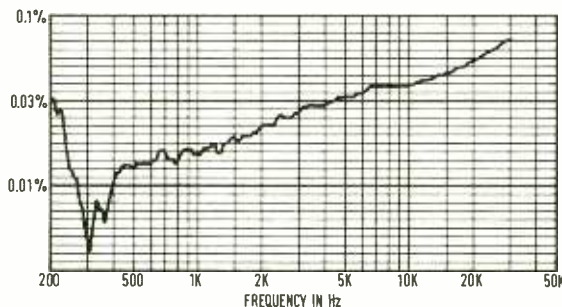
As is to be seen from **table 3**, the noise performance of the two channels was not identical, but exhibited less difference than the 'direct' channel, the overall performance being good for a reverberation unit.

Crosstalk between the two channels in the reverberation mode is shown in **fig. 7** for one channel driven with pink noise and the output of the other channel subjected to spectrum analysis, the upper trace showing the output from the driven channel and the lower trace the crosstalk. It can be seen that having regard for the type of unit the crosstalk performance that the

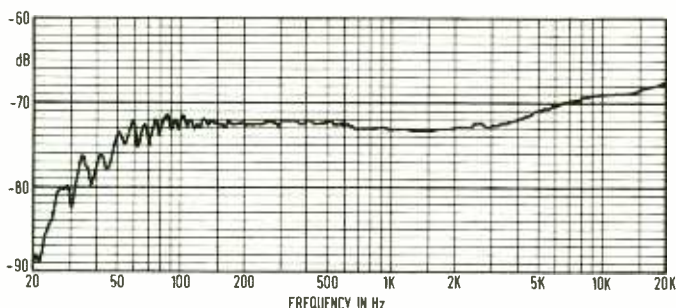
**FIG. 2**  
AKG BX10  
HARMONIC  
DISTORTION  
AT 0dBm  
OUTPUT



**FIG. 3**  
AKG BX10  
INTERMODULATION  
DISTORTION AT  
0dBm OUTPUT




**FIG. 4**  
AKG BX10  
CROSSTALK AT  
0dBm OUTPUT





# PICO mixer PLUS



AD 045

Specially developed at the request of Thames Television and other T.V. and film production companies with Extra facilities not available on standard model.

- E Q Bypass switch.
- Phase-change switch.
- Tone Generator.
- Nickel Cadmium batteries to treble times between charges.
- Novel idea of priority p.p.m. (Two peak programme meters in space of one — reads higher of two outputs all the time with indication of left or right.)

## Audio

Developments

Hall Lane, Walsall Wood  
WALSALL, W. Midlands, WS9 9AU  
Telephone: Brownhills 5351/2/3 (STD Code 05433)  
Telex: 338212 Audio

# Wollensak Duplicator copies music expertly and fast



The Wollensak 2772AV Stereo High Speed Desktop Duplicator (£1498.90 + 8% VAT)

**Quality** The 3M Wollensak 2772AV Duplicator is a high speed cassette to cassette duplicator for fast stereo (or mono) copies — two stereo copies in under four minutes.

If you need to be technical: Crosstalk 45dB, frequency response 50-10,000 Hz  $\pm$  3dB, wow and flutter 0.15% rms max., speed accuracy  $\pm$  1%, s/n ratio within 3dB of master.

**Versatility** Because these copies have such professional quality, leading recording Studios like **Dick James Music** use them. They've a rapidly growing place in university or college music departments, local radio stations, and advertising agencies, too.

**Simplicity** This duplicator sits happily on any desk or table. Its colour-coded illuminated push buttons interlock to prevent accidental damage. Old programme material on copies is automatically erased. Automatic rewind, manual rewind switch, visual and aural monitoring facilities.

**From Fraser Peacock Associates — the audio visual specialists** Use the coupon for more about this machine's ruggedly reliable quality. And remember the Fraser Peacock name for advice on conference presentations, film strips, recording sessions and a complete range of audio visual equipment for sale or hire.

Please tell me more about the Wollensak 2772AV Duplicator.

Name \_\_\_\_\_

Address \_\_\_\_\_

**fpa**

To Fraser Peacock Associates Ltd.  
94 High Street, Wimbledon Village, London SW19  
Telephone: 01-947 7551  
3M and Wollensak are trademarks

## REVIEW: AKG BX10 REVERBERATION UNIT

acoustic isolation of the reverberators was excellent, in that using the unit only 1m from monitor loudspeakers did not introduce any acoustic feedback.

Similarly, the isolation of the reverberators to external vibration was unusually good. However, tapping the case with a finger produced a significant electrical output—it is suggested that the unit should not be used in locations where it is likely to be knocked, or as a table for the usual collection of coffee cups and beer mugs!

Fig. 5

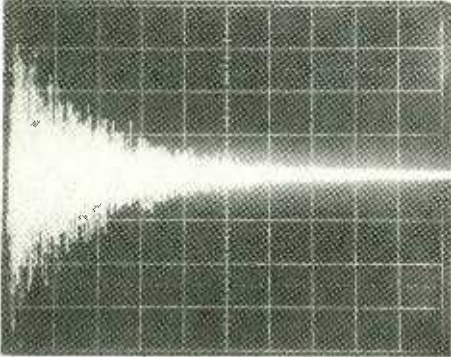


FIG. 6  
AKG BX10  
OVERALL  
REVERBERATION  
FREQUENCY  
RESPONSE AT  
0dBm OUTPUT

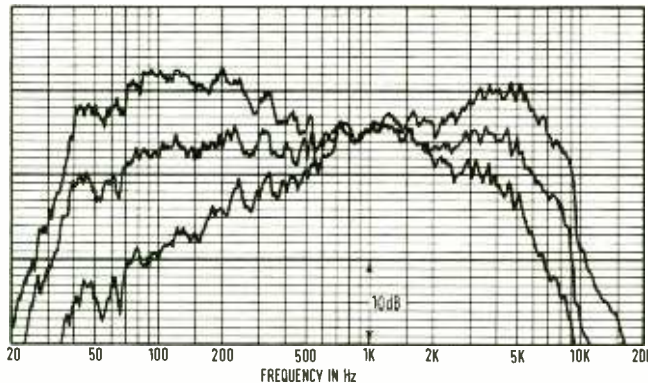


FIG. 7  
AKG BX10  
CROSSTALK IN  
REVERBERATION MODE

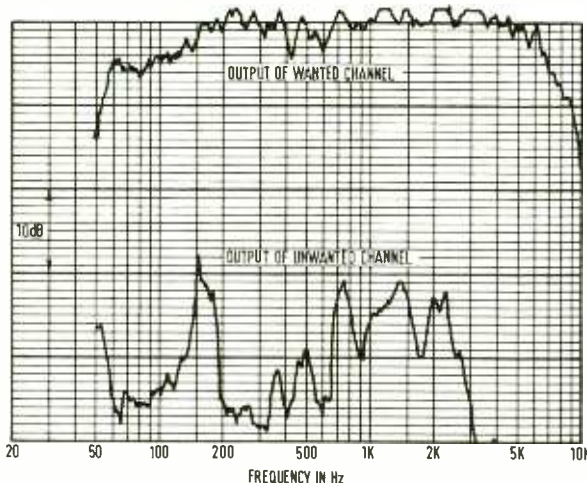


TABLE 3 NOISE AT OUTPUT (see text)

Measurement method	Channel 1	Channel 2
Unweighted rms 20 Hz to 20 kHz	-65.0 dBm	-67.0 dBm
'A' Weighted rms	-73.0 dBm	-70.5 dBm
CCIR Weighted rms ref 1 kHz	-65.5 dBm	-63.5 dBm
CCIR Weighted quasi-peak ref 1 kHz	-60.5 dBm	-59.0 dBm
DIN Weighted rms	-67.5 dBm	-65.5 dBm
DIN Unweighted	-62.5 dBm	-63.0 dBm

### Inputs and outputs

With the nominal input level set to the previously mentioned +6 dBm it was found that the input clipping point was at a meritable +29 dBm into an input impedance of 6500 ohms—which is on the low side for comfort.

As with all reverberation units, the effect of reverberation can build up a large signal as a result of the reflections adding in amplitude and phase, but the *BX10* is capable of delivering +24 dBm into 600 ohms at the output clipping point. As a result of this high drive capability, care must of course be taken to ascertain that the following equipment can handle such levels from the low output impedance of the *BX10*—which was found to be approximately 80 ohms.

### Operation

In operation the *BX10* was found to be a

versatile device highly suited to mobile use and small studios, particularly in view of the inbuilt mixing and equalisation facilities which were most effective.

The subjective quality of the reverberation was generally good, but it was felt that the sound was slightly 'tinny' and not as 'open' as some reverberation devices. However this is not in any way to suggest that the sound has any similarity to earlier spring-type units.

A factor which I do find rather surprising is the use of the inbuilt output level limiter in the direct channel, with only the reverberation channel being capable of clipping the output amplifier. But no doubt AKG have some good reason for this arrangement.

### Summary

The measured performance of the AKG type *BX10* was generally to a high standard, the only 'peculiarity' being the difference in the noise performance of the two channels. But other than the unweighted noise in the direct mode, where I suspect a specification error, the unit met its specifications.

As a portable reverberation unit the *BX10* has a good performance. It is versatile and, very important, it can operate without special location or protection. ■

# agony

Now it can be told . . . Around ten years ago Marlene Dietrich was still on the road, singing, with Burt Bacharach as her md. BB was suddenly getting famous in his own right and quit the Dietrich job. At the time one of our regular correspondents was sharing a flat with some musicians, one of whom was then a very young, very talented keyboards player and arranger. Now he's ten years older and a well established md.

One morning the phone in the flat rang and a husky German voice asked for the young keyboards player by name. 'He's out', the husky voice was told, 'who shall we say called?'. 'Marlene Dietrich', said the voice. 'Piss off Liz', the voice was told. 'we'd recognise your cod German accent anywhere'. She phoned back, twice more, and each time was told to piss off. It wasn't until an agent casually enquired 'whether Miss D had ever phoned', that the awful truth finally dawned. But by then someone else had got the job of md to the great lady.



# Cause for Celebration.

On the 25th September 1957 we manufactured the first production Quad full range electrostatic loudspeaker, which continues to play music in the home of its original owner, Phil Tandy.

It is no accident that 21 years later we still manufacture this loudspeaker unchanged and that it is still widely regarded as the standard by which others are judged.

In a world in which we are constantly led to believe that technology is advancing by leaps and bounds, Quad products are conspicuous for their ability to remain on top, reflecting the care, thought and ingenuity invested in their design and development.

For some, the electrostatic loudspeaker has been a source of pleasure for years, while others are discovering for the first time just how satisfying reproduced music in the home can be. We feel certain that all our customers will find satisfaction in knowing that the Quad electrostatic loudspeaker has come of age.

Next time you listen to music at home, take a little notice of your loudspeakers.

The Acoustical  
Manufacturing Co. Ltd.,  
Huntingdon, Cambs.  
PE18 7DB  
Tel: (0480) 52561

## QUAD

for the closest approach to  
the original sound

QUAD is a Registered Trade Mark



# Sennheiser UPM 550 Universal Level Meter

## MANUFACTURER'S SPECIFICATION

**Voltage ranges:** 0 . . . 30/100/300 $\mu$ V 1/3/10/30/100/300mV 1/3/10/30/100/300V.

**Frequency range for peak rectification:** ranges 1mV to 100V 10Hz-1MHz ranges 30 $\mu$ V to 300 $\mu$ V and 300V 10Hz-100kHz.

**Frequency range for rms rectification:** all ranges 10Hz to 100kHz.

**Tolerance for sinusoidal voltages and measurements without filters:** amplifier (mV and V ranges) 20Hz-200kHz  $\pm 3\%$ , 10-20Hz and 200kHz . . . 1MHz  $\pm 5\%$ . Amplifier ( $\mu$ V ranges) 20Hz-50kHz  $\pm 3\%$ , 10-20Hz and 50kHz-100kHz  $\pm 5\%$ . Input divider  $\pm 5\%$ .

**Dynamic properties:** for peak rectification according to DIN 45405 for rms rectification according to DIN 45402 and DIN 45500.

**Input impedance:** 1M $\Omega$ /50pF.

**Maximum tolerable voltage at input:** DC400V, AC in the mV and V ranges 500V peak, in the  $\mu$ V ranges = 10V rms.

**Noise voltage:** referred to unterminated screened input without filters 20 $\mu$ V eff, unterminated screened input with 1000Hz filter 3 $\mu$ V eff, terminated with 10k $\Omega$  without filters 10 $\mu$ V eff, with 1000Hz filter 2 $\mu$ V eff.

**Outputs:** monitor output 100mV at fsd, source impedance 60 $\Omega$   $\pm 3\%$ . Headphone output 1V at fsd Source impedance 600 $\Omega$   $\pm 3\%$ . Filter output approx 20mV at fsd. Source impedance 600 $\Omega$   $\pm 3\%$ .

**Input Impedance of external filter input:** 600 $\Omega$   $\pm 20\%$ .

**Sensitivity of external filter input:** 2.5 to 12.5mV adjustable on rear panel.

**Standard integrated filters:** 1000Hz filter attenuation at 1000Hz 0dB  $\pm 0.2$ dB, 50dB attenuation at 500Hz and 2kHz. Weighting filter to CCIR 468, attenuation at 1000Hz 0dB  $\pm 0.5$ dB. Weighting filter to DIN 45405 and DIN 45500, attenuation at 1000Hz: 0dB  $\pm 0.2$ dB. dB (A) weighting filter to DIN 45500, attenuation at 1000Hz 0dB  $\pm 0.2$ dB.

**Optional plug-in filters:** two on plug-in board.

**Frequency of built-in calibration generator:** 1000Hz.

**Power requirements:** 45-60Hz, 180-265V for 220V operation. 90-130V for 110V operation. Approximately 15VA.

**Dimensions:** 294x195x156mm.

**Weight:** approximately 6kg.

**Price:** £480.

**Manufacturer:** Sennheiser Electronic, D-3002 Wedemark 2, West Germany.

**UK agent:** Hayden Laboratories Ltd, Churchfield Road, Chalfont St Peter, Bucks.

THIS Sennheiser *Universal Level Meter UPM 550* is the long awaited replacement for the Sennheiser *RV 55* meter which has for many years been the common instrument for measuring quasi-peak noise to the DIN standard or, more correctly nowadays, the CCIR Recommendation 468 which is rapidly becoming adopted in the audio industry.

Time and again I meet confusion about this type of quasi-peak meter so before proceeding further, I will explain a little about the quasi-peak noise measuring meter. Firstly it is *not* a peak reading instrument in the strict sense. That is, it does not have a very fast attack time like for instance the Bruel & Kjaer 2426 which has a rise time constant of less than 50 $\mu$ s. In fact it is a slugged peak detecting meter which bears some similarity to a peak programme meter, but here again it is *not* a peak programme meter and is not interchangeable with any standard type of peak programme meter.

Anyhow, turning to the Sennheiser *UPM 550*, this is a neat and smallish instrument housed in a grey crackle finish metal cabinet, the front and rear panels being silver finish with exceptionally clear markings in black. The large meter on the front is clearly scaled in millivolts, dBm and dBV. The voltage range in use is selected by a rotary switch which, in addition to selecting the range, also illuminates a red LED indicator adjacent to the markings in volts and dB located above the switch. In all, there are 15 ranges covering a maximum input of 300V (+50dBV) to a most sensitive range of 30 $\mu$ V (-90dBV) full scale deflection.

Beneath the range switch there are two further LED indicators which show the usable bandwidth as either 10Hz to 1MHz associated with a red indicator, or 10Hz to 100kHz associated with a yellow indicator. When weighting functions are selected both these indicators are sensibly extinguished.

At the bottom of the front panel there is a row of 11 pushbutton switches each having an adjacent LED indicator illuminated when a particular function is selected thus giving very good readability of the current range and function of the instrument. The two left hand switches are interlocked and select either the quasi-peak rectifier function or true rms rectification with the standard 'fast' meter ballistics associated with sound level meters.

Eight further interlocked switches select the weighting from the following possibilities: off, DIN unweighted, 'A' weighted, CCIS Recommendation 468 weighting, a 1kHz notch (bandpass) filter, a possibility of two further internal weighting networks, an external weighting network. Out of this selection, the two further internal weightings are mounted on a single plug-in printed circuit board, but

at the time of writing no standard additional weighting networks exist. In this context, it is in some ways surprising that the DIN unweighted curve is built-in, while the DIN weighted curve is not included and is not available; but, on the other hand this weighting is no longer of particular interest.

The final and eighth pushbutton disconnects the input to the instrument and applies a 1kHz test tone at a level of -70dBV which is not only useful for checking the instrument, but also for calibrating external weighting networks.

Further front panel features include the BNC input connector adjacent to which the maximum safe input level for various ranges has been very sensibly marked, the mains on/off switch and its associated power on indicator, and finally two output connections. These comprise a BNC connector giving 100mV output at full scale deflection from a source impedance of 60 $\Omega$  for feeding further instrumentation using the Sennheiser as a pre-amplifier and a standard 6.3mm jack connector giving 1V for full scale deflection from a source impedance of 600 $\Omega$ , this being useful for feeding headphones.

To the rear of the instrument there is the IEC standard power line connector, the fuses and mains voltage selection being within the cabinet. BNC connectors provide the external filter input and output connections, there being a screwdriver operated external filter input sensitivity control for calibration purposes. In addition to the very clear markings associated with these features the rear panel includes frequency response graphs of the inbuilt weighting and filter characteristics.

The cabinet includes two good carrying handles which also protect the front panel controls from damage if the instrument is laid on its front, large rubber feet and a tilting bracket for tilting the instrument when it is used on a flat bench.

Internally the form of construction is a mother board into which other boards are plugged by means of pin type connectors thus easing servicing. All printed circuit boards are of good quality and include good quality components, the only exception being the external filter sensitivity control which is in the form of a domestic looking carbon skeleton potentiometer.

## Voltage Reading Accuracy

Initially, the accuracy of the internal 1kHz reference was investigated as this effects the overall calibration of the instrument. The voltage of the reference was found to be stable and to be accurately -70dBV within the readability of the instrument, the frequency which is critical for adjusting some filters, being 988Hz which is clearly adequately close to 1kHz for practical purposes.

Using a 1kHz signal in conjunction with a very accurate digital voltmeter and suitable attenuators, the accuracy of the instrument at full scale deflection on all ranges was found to be within a creditable 1%. As is only to be expected, the accuracy at one third full scale deflection was not as good but all points using rms rectification on all ranges were within 3% with peak rectification giving equally good results except on the two most sensitive ranges where noise adds to the signal giving 4.6% error with 30 $\mu$ V input on the 100 $\mu$ V range and


78 ►





 **Neve** supreme in sound

# unsurpassed in broadcast and recording consoles



Neve's superb range of broadcast consoles includes the following standard models:-

The powerful 5315 Recording and Broadcast Console (shown above) featuring 12 or 24 input channels, 4 group outputs and 2 master outputs ideal for 4 group television production, 4 track recording or stereo broadcast production.

The versatile 5312 'Melbourn' All-purpose Console for recording or broadcast where 12 input channels, 2 group outputs and comprehensive monitoring are required.

The comprehensive 5402A Broadcast Console providing highly flexible radio broadcast facilities for disc jockeys or continuity applications.

The compact 8301 'Kelso' Transportable Console featuring 10 inputs, 2 main output groups, cue, speaker monitoring outputs and talkback facilities.

The portable 5422 'Suitcase' Mixing Console suitable for full professional use and powered either by re-chargeable batteries or from an optional mains supply/charger.

**Neve Electronics Int. Ltd.**, Cambridge House, Melbourn, Royston, Herts. SG8 6AU, England.  
Tel: Royston (0763) 60776. Telex: 81381.  
Cables: NEVE Cambridge.

**Rupert Neve Inc.**, Berkshire Industrial Park, Bethel, Ct. 06801 USA Tel: (203) 744 6230. Telex: 969638

**Rupert Neve of Canada Ltd.**, 2721 Rena Road, Malton, Ontario Tel: 416 6776611. Telex: 21 06 983502

**Rupert Neve GmbH**, D-6100 Darmstadt, Bismarckstrasse, 114. W. Germany. Tel: 6151 87038. Telex: 419581.

# Neve

## SENNHEISER UPM 550

11% error with 10 $\mu$ V input on the 30 $\mu$ V range.

In addition to this accuracy being good, the accuracy with which the filters and weighting curves had been aligned at 1kHz was beyond reproach.

### Frequency Response

As is to be anticipated, the effective frequency response of the instrument without any weighting or filters in circuit depends to a certain extent upon the sensitivity range in use and also upon whether quasi-peak or rms rectification is being used.

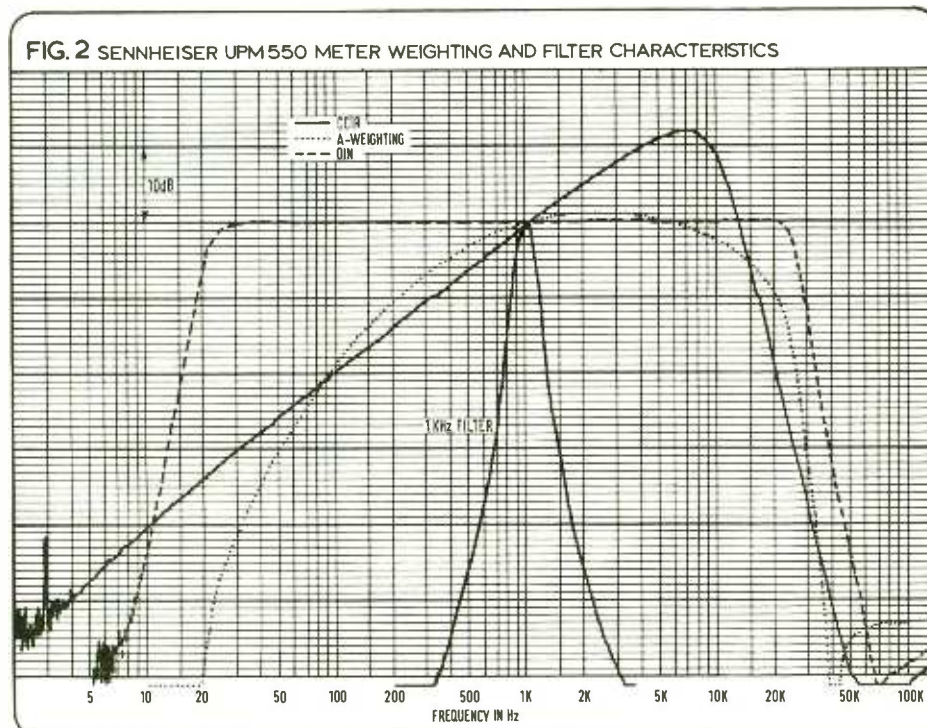
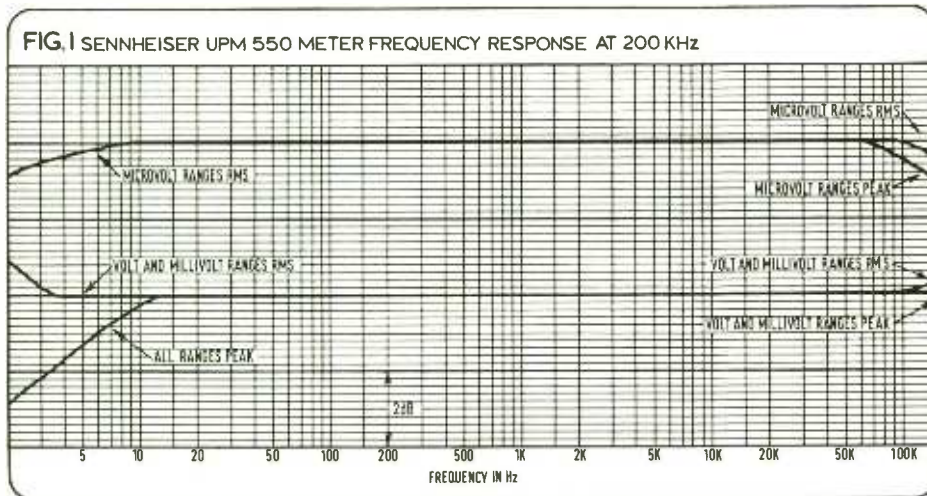
Fig. 1 shows these effects up to a frequency of 200kHz and shows that the instrument is well within its specification with rms rectification, the frequency response in fact rising with rms rectification on the V and mV ranges above

200kHz before falling off.

The characteristics of the weightings and filters are shown in fig. 2 from which it can be seen that the CCIR Recommendation 468 weighting and the 'A' weighting correspond in overall detail to the standard curves. Careful checking of these weightings in relation to the CCIR Recommendation 468 and the IEC Standard 179 (Precision Sound Level Meters) in the case of the 'A' weighting showed that both curves were very well within the permitted tolerances at all frequencies.

The DIN Unweighted curve provides a useful defined bandwidth for noise measurements with the -3dB points at 20.5Hz and 23.96kHz with the attenuation reaching -18dB at 15.66 Hz and 31.09kHz. Furthermore, the characteristic was found to be flat within  $\pm 0.1$ dB from 29Hz to 8kHz rising to +0.3dB at 14.3kHz to fall to 0dB at 18kHz.

80 ►



## AphexDealers

Aphex Audio Systems UK, Ltd  
35 Britannia Row  
London N18QH England  
Tel: 01-359 5275-0955/6  
Contact: Richard Kelley  
Robbie Williams

Aphex West  
7801 Melrose Avenue  
Los Angeles  
Calif. 90046  
Tel: 213.655.1411  
Contacts: Kent Beyer  
Pat Taylor

Aphex New York, Ltd.  
1400 Pleasant Valley Way  
West Orange  
New Jersey 07052  
Tel: 201.736.3422/212.964.7444  
Contacts: Stephan Galfas  
Charlie Conrad

Aphex Systems Canada, Ltd.  
311 Adelaide Street  
E. Toronto  
Ontario M5A 1N2, Canada  
Tel: 416.363.1715  
Contact: Ron Lynch

Aphex France  
42 Rue Pergolese  
75116 Paris France  
Tel: (1) 500-57-87  
Contact: Georges Blumenfeld

Aphex Germany, GmbH  
c/o Rockoko Production  
Elsterweg 4,  
6333 Braunfels  
Germany  
Tel: (06442) 5303  
Contact: Peter Hauke

Aphex Benelux  
18 Avenue Besme  
1190 Brussels  
Belgium  
Tel: (02) 345-4444  
Contact: Lucien F. Velu

Aphex Scandia  
Box 5349  
102 46 Stockholm  
Sweden  
Tel: 08-678069  
Contact: Bengt Olwig

Aphex Systems (Suisse) S.A.  
Place du Grand-Mont  
CH-1052 Le Mont-sur-Lausanne  
Switzerland  
Tel: 021-33 3355  
Contact: Gaston Schaefer

Aphex Audio Systems Australia,  
Pty Ltd.  
21 Pier Street  
Sydney 2000 Australia  
Tel: 261381  
Contact: Ron Purvis

Aphex Hawaii Ltd.  
679 Auahi Street Honolulu  
Hawaii 96813  
Tel: (808) 521-6791  
Contact: Sam Holt





**You won't  
believe your ears  
when you hear  
the quality.  
Or the price.**



UHER CR 240 Stereo Dolby £289\*

UHER 4200 IC Stereo £239\*

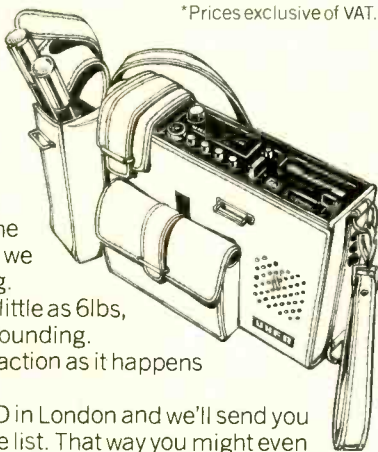


If your soundtrack is plagued by distortion, hiss and noise, it could mean you've never considered Uher portable tape decks — or if you have perhaps the price has put you off.

AVD could make you think again. Because we're offering both the Uher CR240 stereo Dolby and the Uher stereo 4200 IC tape decks at incredibly low prices — because we're one of the biggest London agents we can do that sort of thing.

And weighing as little as 6lbs, their ability really is astounding. Allowing you to record action as it happens and as it sounds.

Drop a line to AVD in London and we'll send you our catalogue and price list. That way you might even doubt your eyes as well.



\*Prices exclusive of VAT.

**UHER** Uher tape decks from the people who distribute Bealieu cameras.

**avd**

AV Distributors Ltd., 26 Park Road, London NW1 4SH. Tel. 01-935 8161



**ELECTRONICS  
SALES LTD.**

Telephone: Watford 47988  
Specialists in Service and Repair of T.R.D. recorders. All parts, motors, etc., available. Collection and delivery: London and Home Counties. Prices ex-Watford. Delivery extra.

**FOR SALE**

1 Ampex MM1100 24 track with auto locate and varispeed + 16 track H/B	£16,000
1 MCI JH10 24 track	£9,500
1 3M M79 24 track 16 H/B like new	£17,000
MCI JH10 16 track	£7,000
1 3M 400 Series 16 track	£5,500
1 Amity Schroeder 16 track	£5,250
1 Scully 280 16 track	£5,000
MM 1000 16 Track	£6,500
Scully 8 track 1"	£2,500
1 Studer J37 8 track valve	£2,400
Telefunken 1" 4 track valve machine	£650
Telefunken M10 valve stereo	£450
Telefunken M9 valve stereo	£350
1 Klark Teknik Stereo T/R, SM2	£2,000
Cadac 32-24-24	£25,000
1 Neve 20-16 mixing desk	£14,000
1 Elcom 10 Mic 8 line in mixer	£500
Sound Techniques 28-24	£19,000
Audio Developments 20-4 desk as new	£3,000
Cadac 28-16-24	£20,500
1 Ampex MM1000 8 track headblock	£500
1 Scully 8 track headblock	£350
Gelf Phaser new	£270
TRD 600 Series Stereo	£220
1 Sennheiser MICH815 Rifle Mic	£375
JBL 4333 monitors (pair)	£800
2 Cadac Monitors + amps	£650
Glen Sound Broadcast monitoring Unit battery/mains	£350
White Spectrum analyser	£1,200

**NEW XLR TYPE CONNECTORS**

Male in line	£1.00
Female in line	£1.00
Male chassis mounting	.80
Female chassis mounting	£1.30

**LIMITED OFFER**

XLR LNE 11c Mains Cannons, new	£1.85
Sign Electronics Oscillators	£35.00

Now available: new Webber laboratory standard test tapes

1/4"	NAB	15ips	£16
1/2"	NAB	15ips	£22
1"	NAB	15ips	£82
2"	NAB	15ips	£150
2"	NAB	30ips	£160

CCIR and other speeds P.O.A.

Manufactured in the United Kingdom.

Why pay more? In stock now.

**WANTED: ALL STUDIO EQUIPMENT**

All prices are exclusive of VAT

**149B ST. ALBANS ROAD  
WATFORD, HERTS.**

Tel. WATFORD 47988

Telex 262741

## SENNHEISER UPM 550

As can be seen, the 1kHz selective filter provides a useful feature for such measurements as tape erasure and crosstalk, but being a sharp filter with 45dB attenuation at 500Hz and at 2kHz, it can be readily used for measuring the third harmonic distortion of a 333Hz tone such as that used for measuring the performance of cassette tapes.

### Noise

The residual noise indicated by the instrument naturally depends not only upon the filters or weighting in use, but also on whether the quasi-peak or the rms rectifier characteristic is in use. The residual noise was measured with the input short circuited and also open circuit and screened as **Table 1**.

As can be seen, the noise performance is very good and furthermore the dynamic range at the 0.1V output was good, see **Table 2**.

### The Meter Ballistics

The effective ballistics of the meter in the rms rectification mode were measured as required by the IEC Standard 179 (Precision Sound Level Meters) and found to precisely correspond to the requirements for the 'fast' sound level meter characteristic which, among other things, means that the instrument may be used as a precision sound level meter in conjunction with a suitable microphone. Not forgetting of course that it has the standard 'A' weighting inbuilt.

So far as the quasi-peak mode is concerned the instrument was measured in terms of the CCIR Recommendation 468 and DIN 45405 and found to be well within the requirements

**TABLE 1**  
Filters and weighting

	Input open circuit		Input short circuit	
	rms	quasi-peak	rms	quasi-peak
Off	11.5µV	19.0µV	6.5µV	7.5µV
DIN unweighted	9.0µV	14.5µV	1.8µV	2.0µV
'A' weighted	8.0µV	13.0µV	1.2µV	1.1µV
CCIR weighted	21.0µV	34.0µV	2.6µV	3.8µV
1kHz filter	2.0µV	2.0µV	<1µV	<1µV

**TABLE 2**  
Voltage range      Dynamic range ref 0.1V  
(22Hz to 22kHz bandwidth)

Above 100mV	54dB
30mV	48dB
10mV & 3mV	54dB
1mV	50.5dB
0.3mV	47dB
0.1mV	37.7dB
0.03mV	28dB

**TABLE 3**  
Output      Voltage at full scale      Impedance

0.1V BNC	99.6mV	60Ω
1V jack	974mV	585Ω
Filter	20mV	588Ω

of the recommendation whilst not always being on the centre line specification.

A further matter which is important for this type of instrument is the overload capability and here again the instrument passed with flying colours with in excess of 20 dB margin above full scale meter deflection.

### Inputs and Outputs

Although the input impedance of the input varied slightly with the meter range setting, it

was for practical purposes constant being 975.6kΩ in parallel with 53.5pF for the ranges of 1V and above. With the ranges between 0.3mV and 30mV, the impedance of the input was found to be 1.02MΩ in parallel with 60pF—all adequately high impedances.

The two front panel outputs were also very close to specification as was the filter output on the rear panel as **Table 3**.

The rear panel filter input was found to have an input impedance of 545Ω with an input sensitivity for full scale meter deflection which could be varied from 1.95mV to 9.13mV by the rear panel potentiometer, these sensitivities not corresponding to the specification. However this is of little consequence and easily modified.

### Summary

This Sennheiser meter is one of the very few available for making measurements with the CCIR Recommendation 468 weighting plus a proper standard quasi-peak reading meter and passed all tests with a more than adequate margin.

It is a versatile instrument made to good professional standards, ergonomically well designed and versatile in its applications. Finally it is far from expensive for an instrument of its class.

## COMMERCIAL RADIO IN BRITAIN

slot on medium wave to the much better 219m and at the same time the output will be upped from 1kW to 4kW, thus bringing the station into the range of many more people on the mainland. The VHF transmissions are due to go into stereo in 1979 and this event should be followed swiftly by a move to 24 hour broadcasting. And all this with just three engineers and a chief engineer who between them cover both the studio and transmitter operations.

There can be no doubt that had the Labour Government not stepped in in 1974 and called a halt to the proceedings we would now have around 60 commercial stations beaming programmes to around 90% of the population. However they did step in and the Annan committee was set up, reporting back in March 1977. Annan's job was to look at all of the broadcasting scene in the UK—TV as well as radio, and much of its time was taken up considering the fourth TV channel.

Nevertheless, despite being crowded out by the problems of the box, Annan's comments on ILR do make interesting reading. 'Too many stations,' it says, 'are trying to find the cheapest form of programming which would attract the maximum audience.' And later: 'There are therefore among us those who think that these stations give an unsatisfactory service to the public . . .'

All the stations, according to Annan, felt that the IBA interfered too much, charged 'punitive' rentals for the transmitters, and required excessively high engineering standards. From Canada, where local radio is very advanced, came the comment that local stations were overstaffed, transmitters were too elaborate, and operating costs unnecessarily high. (The IBAs lowest estimate for setting up a station is £250,000, compared with an estimate of £2,000 to set up a simple loop-induction station on a university campus).

Annan's local radio recommendations section begins with the now famous phrase, 'At present local radio is in a mess.' Annan's

answer was to suggest the setting up of a new body which would handle all local radio—both BBC and IBA, and responses to this, and other questions of radio usage were wide and varied.

On the old question of frequencies Annan seemed satisfied to take some rather over-cautious statements offered to the committee without seeking to find out the whole truth and without pushing the Ministry of Defence to reveal more of what it is doing with its frequency allocation. Although it is true, as John Whitney, managing director of Capital Radio recently pointed out, that there are currently over 80 countries involved in frequency disputes, there are still many solutions to the problem, but by and large Annan gave the impression of not wanting to know.

The proposal that one authority should take over all the ILR stations was rejected by the BBC, but accepted by the IBA, naturally with the proviso that it should be that authority. Great play was made by the IBA of its interest in such developments as twinned stations (as with the one they propose to serve Cheltenham and Gloucester) small scale experiments in neighbourhood radio in the conurbations, and cable radio (which Annan felt would be too expensive).

Clearly we are now approaching a time when these ideas will all have to be sorted out in one way or another—although the history of radio in this country shows that no-one should expect any rapid developments (unless there be moves to actually shut down stations.) With the coming of satellite radio and TV in the 1980s, there is a chance that the government is going to be embarrassed once again if TV Luxembourg decide to throw a couple of stations our way, as they are planning to. That might be a good sign for the development of radio, for if the availability of overseas TV shows on British screens becomes a big issue, the government might be distracted into letting commercial radio look after itself for a few years.

Meanwhile the 19 ILR stations carry on, doing their own thing as best they can. Next month I shall be taking a look at what three of them have been getting up to.



# Mono. Stereo. And now: Aphex.



The <sup>®</sup>Aphex Aural Exciter is an astonishing signal processing instrument, which brings sound to life and makes it louder without any actual level change.

This is the principle behind it.

Sound waves enter our ears with subtle phase information relating to the location of the sound source – left or right, up or down, front or back, direct or reflected. By using a sum and differencing technique, the brain provides us with our critical aural perception.

But collecting sound, mixing it and then recording it often destroys or masks much of the subtle information resulting in a “flatter sound” than the original.

However, the Aphex introduces phase information in the form of a series of minute delays, whose magnitude depends on frequency.

The formula by which Aphex selectively processes the audio signal is not random; it has been designed after considerable re-

search into the mechanisms of the ear, in particular the reflections and minute time delays caused by its shape.

Aphex is best used on selected channels, normally in the remix stage of production, fed from the echo or foldback send. The output from Aphex is then mixed back into the main signal at about –15 to –30dB.

Aphex is already famous for what it does to vocals. But any instruments with natural sound (ie not electronically produced) like snare drums, cymbals, acoustic guitars, strings and brass sound amazing when Aphexed.

Call it what you will, this effect causes no changes in level, confirming that it is truly a psychological effect.

Because the Aphex principal is young, we expect to replace it continually with new and even more exciting versions, so you can't buy it; you must lease it.

Contact us for more details, or to arrange for a demonstration.



APHEX AUDIO SYSTEMS UK LTD., 35 BRITANNIA ROW, LONDON N18QH, ENGLAND. TEL: 01-359 5275/0955.

® APHEX IS A REGISTERED TRADEMARK OF APHEX SYSTEMS LTD OF LOS ANGELES, CALIFORNIA, USA



## Mail Order Protection Scheme (Limited Liability)

If you order from mail order advertisers in this magazine and pay by post in advance of delivery, this publication (*Studio Sound*) will consider you for compensation if the advertisers should become insolvent or bankrupt, provided:

- 1) You have not received the goods or had your money returned; and
- 2) You write to the publisher of this publication (*Studio Sound*) explaining the position not earlier than 28 days from the day you sent your order and not later than two months from that day.

Please do not wait until the last moment to inform us. When you write, we will tell you how to make your claim and what evidence of payment is required.

We guarantee to meet claims from readers made in accordance with the above procedure as soon as possible after the advertiser has been declared bankrupt or insolvent up to a limit of £1,500 per annum for any one advertiser so affected and up to £4,050 per annum in respect of all insolvent advertisers. Claims may be paid for higher amounts, or when the above procedure has not been complied with, at the discretion of this publication (*Studio Sound*) but we do not guarantee to do so in view of the need to set some limit to this commitment and to learn quickly of readers' difficulties.

This guarantee covers only advance payments sent in direct response to an advertisement in this magazine (not, for example, payments made in response to catalogues etc., received as a result of answering such advertisements). Classified advertisements are excluded.

# Trust James not to hear the difference

And neither will you with our duplicated cassettes. You're a professional and so are we.

Prove it? Certainly.

Send us a 1" master (1, 3, 5 & 7) and you'll have our copy by return - free of charge. We can't promise the same delivery with your bulk runs but we won't be far off.

For details of all our professional services ask for our leaflet.



**James Yorke Ltd**

Oak House, Northleach, Gloucestershire  
telephone Northleach (04516) 509

**We have a lot to live up to ... and we do.**

# AH

## Production Mixer S6-2

The A & H S6-2 is neat, black and capable. It features inputs for two microphones, 2 stereo lines and 2 magnetic grams, all fitted with their own 2 way equalisers and variable input sensitivity controls.

Also included is a comprehensive override system and a separate power supply/relay box which is coupled with the remote start controls.

All this represents real value for money at £420+ VAT. The A & H production mixer is just that. A desk to provide pure production-ability.



Showrooms open—  
Tuesday—Saturday 10.00 am.—5.00 pm.  
Late night Weds. until 8.00 pm.  
Local parking—  
5 mins. from St. Johns Wood Tube.  
**EXPRESS UK AND EXPORT  
DELIVERY SERVICE.**

# Roger Squire's

## PRO-AUDIO THE MIXER CENTRE

We have one of the largest selections of mixers, all wired ready for demonstration at our showrooms.

Why not come along and discuss your particular requirement with our team and experience a thoroughly professional approach.

Branch Manager: Cliff Lake  
Sales Engineer: Dave Whittaker  
**Roger Squire's PRO-AUDIO**  
55 Charlbert St., London NW8 6JN  
Telephone: 01-722 8111 Telex: 298133.



# HERE'S ONE TO SUIT YOU

B.E.L ELECTRONICS STUDIO FLANGER BF20 (mono or stereo)  
The latest in a New Line of Studio Effects



Giving full flanging in any of 3 operating Modes with a noise level better than -65DB !

Now Available (off the peg)  
Mono model - as supplied to Group 4 studios, Hollywood, USA  
True Stereo model with Reverse Sweep Control.  
As one side of the stereo signal sweeps up, the other side  
sweeps down giving a most unusual shifting stereo image.  
This is a true stereo unit, not pseudo stereo as most other units  
offer. As supplied to the Music Centre, Wembley.  
Customised Stereo Flanger (made to measure).  
However you want it. We have just customised a unit for  
'YES' which is being used on their current USA tour.

Marketed through:

**Don Larking**  
Audio Sales

96

Agents:  
Kirkham Electronics,  
Mill Hall,  
Mill Lane,  
Pulham Market,  
Diss, Norfolk IP21 4XL

USA:  
Studio Maintenance Inc.,  
12438 Magnolia Boulevard,  
North Hollywood,  
California, USA  
Tel: 213 877 3311

104 High Street, Houghton Regis, Dunstable, Beds.  
Tel: 0582 607192 Daytime or  
0525 (Amphill) 403528 Evenings

**Sound Workshop will introduce the  
Audio Machinery Shared Access  
Memory System at the A.E.S.  
Convention in New York City on  
November 3rd, 4th, 5th, and 6th.**

**It will change all your present concepts  
about digital delay, pitch shifting, and  
digital reverberation.**

**Sound Workshop**  
PROFESSIONAL AUDIO PRODUCTS

**bringing the technology within everyone's reach.**

**Sound Workshop Professional Audio Products, Inc.**  
1324 Motor Parkway, Hauppauge, NY 11787 (516) 582-6210



## The Soundex PPM

— complies with B.S.4297 and I.E.C. 468

- ★ Robust, free-standing unit.
- ★ 24v DC power supply available.
- ★ Illuminated PPM or dB scale.
- ★ Each unit supplied with individual calibration certificate.
- ★ Frequency response from 15Hz to 35KHz.

### Bulgin Electronics

One of the Bulgin Group of Companies

Soundex Ltd

Park Lane  
Broxbourne  
Herts EN10 7NQ

Telephones:  
Hoddesdon 64455 (4 lines)  
Telex: Bulgin Barking 897255

## Probably the best cassette sound you've ever heard

Large runs for record companies and smaller runs for studios all given the same precise attention with regard to quality and speedy turnround. **Blanks wound any length.**


Collection and delivery service door to door for both cassette and master tape copying.



SOUND  
RECORDING  
PLANT

Contact  
Dave Rees  
at  
061-795 7666 to  
discuss your  
requirements.

## OCEAN ELECTRONICS AUDIO SPECTRUM ANALYSER



Audio spectrum analyser for engineers, pa engineers, 'hi-fi' enthusiasts, service technicians and speech laboratories.

10 one octave channels on ISO centers covering 31Hz to 16 KHz. Display is 100 L.E.Ds in a 10 x 10 format. Plotter output. Built in level meter (optional). Supplied with microphone. 600 ohm input jack, attenuator and battery pack. Prices start at £98 for basic unit. Matching Graphic equalisers, Pink Noise Generators and many more Analog and Digital products in stock. Please Write or phone to

**Ocean Electronics (UK)**  
Georgian House 5, Bartholomews, The Lanes,  
Brighton Sussex. BN1 1HG England  
Telephone Brighton (0273) 21952 Telex 877159 RR HOVE G.



## Direct Injection.


The Music Laboratory makes two professionally finished D.I.Boxes, the Standard and the DeLuxe.

Both boxes are currently being used by some of the World's best Studios.

They are highly recommended for use with Guitars, Keyboards and Bass.

Our D.I.Boxes are available on Worldwide distribution.

For further details contact the Music Laboratory on 01-349 1975.



### SPECIFICATION DATA FOR D.I.BOXES

#### Standard


Maximum Input Level +15dB  
Frequency Response 20Hz to 40kHz  $\pm$  5dB  
Input Z 25k $\Omega$   
Output Z 600 $\Omega$   
Voltage Ratio -15dB  
Ground Lift

#### DeLuxe

Maximum Input Level +20dB  
Frequency Response 17Hz to 50kHz  $\pm$  1dB  
Input Z 25k $\Omega$   
Output Z 600 $\Omega$   
Voltage Ratio -13.5dB  
Distortion 0.01 above 40Hz  
Ground Lift



76 Lyndhurst Gardens, London N3. Telephone 01-349 1975/6.



## A COMPLETE RANGE OF COMMERCIAL SOUND EQUIPMENT

Distributed in the U.K. and Ireland by :

**COMMERCIAL DIVISION  
PEAVEY ELECTRONICS (UK) LTD.,  
UNIT 8, NEW ROAD, RIDGEWOOD,  
UCKFIELD, SUSSEX, TN22 5SX**

**Talking about automation is one thing.  
Showing a working system is another.**

**Sound Workshop will demonstrate the  
Series 1600 Recording Console with  
ARMS automation at the A.E.S. Show  
in New York.**

**We suggest you check it out.**

**Sound Workshop**  
PROFESSIONAL AUDIO PRODUCTS

**bringing the technology within everyone's reach.**

**Sound Workshop Professional Audio Products, Inc.**  
1324 Motor Parkway, Hauppauge, NY 11787 (516) 582-6210



Now you can get –  
 very quickly –  
 Multi paired screened cable  
 which is

- \* Cheaper
- \* More flexible
- \* Has more useful pairs  
 than you obtained so far.


Write or phone for further details to:

**LECTRIFLEX CABLES & ACCESSORIES LTD**

01-349 2011  
 01-883 0007

The Paddocks  
 Frith Lane  
 London NW7

# THE NEW MOST IMPORTANT Link



IN THE P.A. CHAIN ...  
**M 260 NS**  
**DYNAMIC RIBBON**  
**MICROPHONE**

**Specifications:**

Frequency Response:	50 – 18 000 Hz
Polar Pattern:	Hypercardioid
Output Level:	0,9 mV/Pa $\triangleq$ -60 dbm
EIA Sensitivity Rating:	- 153 dbm
Electrical Impedance:	200 ohms
Load Impedance:	> 1000 ohms
Excellent anti-feedback characteristic over the whole frequency range.	

Send now for Brochure to:  
**BEYER DYNAMIC (GB) LTD.,**  
 1, Clair Rd., Haywards Heath, Sussex.

NAME .....

ADDRESS .....





# APRS

## TWO DAY RESIDENTIAL COURSE

MANAGEMENT and COMPUTERS

November 10-12 1978

COMPUTERS FOR PRODUCTION  
MANAGEMENT

**FOR RECORDING STUDIOS**  
**FOR RECORDING EQUIPMENT**  
**MANUFACTURERS**

**Sessions include:**

COMPUTERS—WHAT CAN THEY DO - MANAGEMENT SYSTEMS - FINANCIAL AND PRODUCTION MANAGEMENT - THE BEST BUY - HIRE - BUYING COMPUTER TIME - JOINT DISCUSSIONS ON REQUIREMENTS OF THE SMALL AND MIDDLE SIZE COMPANY

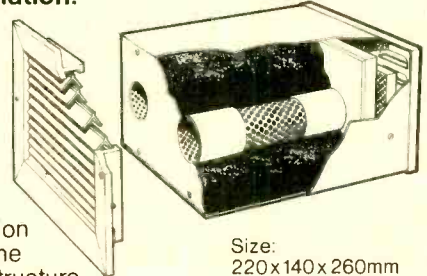
APPLY APRS, 23 CHESTNUT AVENUE, CHORLEY-  
WOOD, HERTS, ENGLAND

ACOUSTIC  
VENTILATOR

## Air in. Noise out.

The Airvac is a new kind of ventilator that cuts problem noise entry to an acceptably low level while allowing natural ventilation.

Compact and easy to install, the Airvac fits into solid or cavity walls and achieves an average noise attenuation of 48dB over the octave band structure of the sound spectrum.



Size:  
220 x 140 x 260mm

Send for our technical literature

### Greenwood Airvac

specialist acoustic ventilator systems

GREENWOOD AIRVAC VENTILATION LTD

PO Box 3 Rustington West Sussex BN16 3LH Tel. (09062) 71021



## 4 from telex



Broadcast Headsets  
MC series cartridge decks  
Model 1300 tape duplicators  
High speed cassette copiers

Rugged, dependable  
equipment, designed to  
operate in a wide range of  
environments.

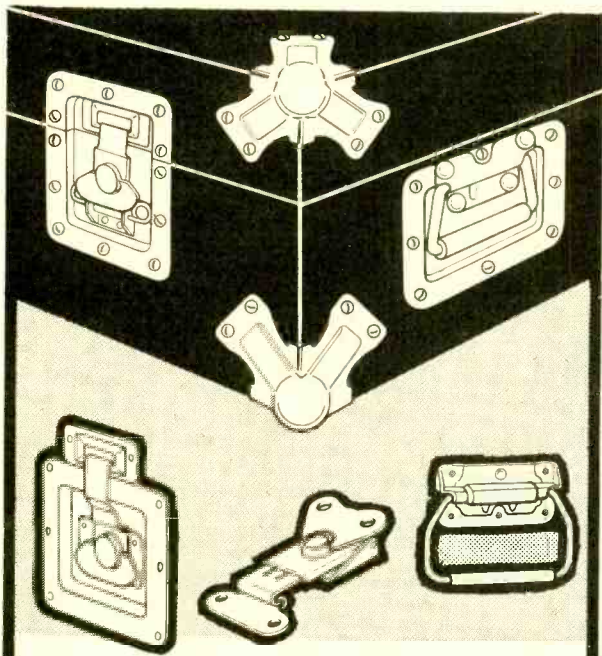
See the full range at IBC 78  
Wembley 25th-29th Sept-  
stand G17 or contact

### AVCOM SYSTEMS LTD

P.O. Box 755 London, W12 7HS  
01-749 2201







Protex quick-release latches, handles, corner pieces and fasteners are used by some of the world's leading manufacturers because they are just right for the job.

**protex** FASTENERS LTD.

Arrow Road, Redditch, Worcs. Tel: Redditch 63231

SON SALES LTD present the new  
**SPR-1 UNIVERSAL SYNCHRONISER**  
 FOR ALL YOUR FILM SOUND TRANSFERS



- \* Handles 50Hz AND 60Hz Neopilot sync. pulses
- \* Resolves 10Hz, 25Hz and 30Hz Subaudio (SN) pulses
- \* Drives and slaves ALL modern portable reel-to-reel recorders
- \* Use with Nagra III/IV and our spool adaptors for ALL 6.25mm. AND 3.81mm (SN) sync. tapes.
- \* Locks to line frequency, built-in crystal or ext. ref.
- \* Unrivalled for versatility and economy

Send for fully descriptive colour brochure to:-

**SON SALES LTD.**  
 2 HIGH ST., PORT ST. MARY, ISLE OF MAN  
 Telephone: 0624 - 83 4294  
 Telex: SON Sales, c/o 629313 COMCAB G  
 New York Agent: John Messenger, Apt 2H, 300 W. 23rd St.,  
 N.Y. 10011 Telephone: (212) 6919567

AVAILABLE SOON - SON - 3 Control Unit for  
 Nagra SN recorders (3 mic inputs)

**SHEFFIELD SOUND CENTRE**

*SPECIALISTS IN HI-FI*

Main agents for Teac, Tascam, AR, Uher, Dokorder, Revox, Spondor, JBL, Dahlquist, Tannoy, Lowther, Ferrograph, Marantz, Bic Technics, Quad, Armstrong, Sony, Nagra, IMF, Dbx, Otari, and many more.

*Competitive prices, terms, part exchange*

**101a and 107 ECCLESALL ROAD**

Tel: 0742 23365



**Our slaves are yours  
 to command**

Loop bin cassette duplicating, Dolby A and B systems, fixing heat-seal cassette labels, open reel duplicating, large or small runs.

Sound Communication (Publishers) Limited,  
 Dewsbury, West Yorkshire. Telephone (0924) 469436

Design,  
 manufacture &  
 installation

Audix Limited  
 Station Road, Wenden  
 Saffron Walden  
 Essex CB11 4LG

Tel: Saffron Walden  
 (0799) 40888  
 Telex: 817444

**audix**

**Sound Broadcast systems**

Please send details

- |  |  |
|--|--|
| <input type="checkbox"/> Audio mixing consoles       | <input type="checkbox"/> Sound O.B. vehicles |
| <input type="checkbox"/> Self-op desks               | <input type="checkbox"/> Intercom systems    |
| <input type="checkbox"/> Sound reinforcement systems | <input type="checkbox"/> Switching matrices  |

Name \_\_\_\_\_

Address \_\_\_\_\_

# Don Larking Audio Sales

104 High Street Houghton Regis  
Dunstable Beds.

Tel: 0582 607192 Day-time 9525 (Ampthill) Evenings

## Multitracks

3M M79 24tr. with Sonaplan Remote. 2yrs.	16,500
Ampex MM1000 16tr. Nearly new heads.	7,000
Ampex MM1000 16tr. spare 8tr. H/B	7,250
Scully 8tr. Portable	3,000
Brennel 8tr.	1,500
Otari 8tr. MX7308. In console immaculate. 1"	
tape.	5,000
Otari 8tr. MX5050. 1/2" tape.	3,000
Otari 4tr. MX7000. 1/4" tape. In console.	1,200
Ampex AG440. 4tr. In console.	1,500

## Stereos

Scully 280 series.	P.O.A.
3M M79	P.O.A.
Revox A700. 1 year old.	850
Revox A77 Mk. 4. As new.	400
Otari MX7000. In console.	1,000
Otari MX5050.	800

## Consoles.

Trident B. 30x16x16	16,500
Amek. 20x16. 18 months old	6,500
Raindirk. Series 3. Unused.	P.O.A.
Sound Techniques. 20x16. Excellent order.	6,000
Audio Applications. 10x4. 3 band EQ.	750
Allen & Heath. 16x8x16. Mod 2.	2,200
Itam 10x4. Multicore & stage boxes.	550

## Various

3M M79 24tr. Head block. new.	2,500
Neumann. U87, U47, U67, M49, M50, KM56, KM54, KM254.	When available.
AKG C451. Used with CK1 caps.	65
AKG C414	180
JBL 4320. Walnut as new.	750 pr
DBX 154.	350
Toshiba cctv. Camera and monitor.	Offers
Eventide. Flanger.	300
Cadac. Monitors with amps.	Offers
Hammond L122. Immaculate.	850

V.A.T. Not Inc. Wanted Urgently: All Studio Equipment.

## May we introduce ourselves...

We have been well established as an important domestic Hi Fi and Video supplier for some years and we have now finalised a formidable professional audio section designed to cater for studios and professional users like yourselves.

To give you some idea of the standard we set, look at the company we keep.

We are main agents for:

JBL (we are the only place to have 4343, 4315, 4301, 4380 monitors on dem and available, and a full stock of drive units).  
KEITH MONKS, complete range in stock:  
TEAC & TASCAM · AKG · QUAD · ALICE · REVOX · ALLEN & HEATH · NEAL · BRENNEL.

We also supply:

Beyer · DBX · Amcron · Studer · Rusco  
Master Room · SIS · EMJ · EMT · Dolby · MCI · Shure · 3M · Sennheiser · BGW · Orban/Parasound · A&R · Klark · Teknik · Agfa to name but a few.

Pricing:

very, very competitive with (proper) professional discount structure.

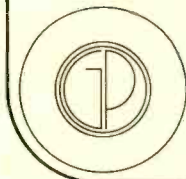
Stock:

big and getting bigger for fast delivery times.

Delivery service, demonstration facilities, consultancy service, and account facilities.

As you can see, a large percentage of your equipment requirements (splicing tape to 24tk masters) can be obtained from one source at your normal pricing. We do the running around and paperwork, you just 'phone.

...give us a try, you have nothing to lose, - you could gain a lot!



# GRAHAMS PROFESSIONAL

86-88 Pentonville Road, London N1.  
Tel: 01-837 4412 Ext. 66 Telex: 299446

supplying studios, schools, the broadcasting industry and governmental departments - carrying a full range of products  
Beyer Revox Neal Quad JBL Phase Linear Tannoy Teac DBX  
AKG Allen and Heath and Brenell  
Turner Ferrograph Uher.

Accessories:

XLR Mics Stands spools De Magnetisers  
Splicers Signal Processors Mixers.

## PRO-WORKSHOP AND MOBILE SERVICE FACILITIES EXPORT

Buy and sell second hand Studio  
Equipment, collections/delivery

now at new premises

THE  
STUDIO  
SHOP  
Oxgate Farm  
Coles Green Rd  
London NW2 7EY  
Ring 01-452 1979



# studio equipment services

LIMITED



# Classified Advertisements

Advertisements for this section must be pre-paid. The rate is 20p per word, minimum £4.00. Box Nos. 55p extra. Semi-display rates on application. Copy and remittance for advertisements in **NOVEMBER 1978** issue must reach these offices by **13th SEPTEMBER 1978** addressed to: The Advertisement Manager, **Studio Sound**, Link House, Dingwall Avenue, Croydon CR9 2TA.

**Note:** Advertisement copy must be clearly printed in block capitals or typewritten.

Replies to Box Nos. should be addressed to the Advertisement Manager, Studio Sound, Link House, Dingwall Avenue, Croydon CR9 2TA, and the Box No. quoted on the outside of the envelope. The district after Box No. indicates its locality. **SEX DISCRIMINATION ACT 1975:** No job advertisement which indicates or can reasonably be understood as indicating an intention to discriminate on grounds of sex (e.g. by inviting applications only from males or only from females) may be accepted, unless (1) the job is for the purpose of a private householder or (2) it is in a business employing less than six persons or (3) it is otherwise excepted from the requirements of the Sex Discrimination Act. A statement must be made at the time the advertisement is placed saying which of the exceptions in the Act is considered to apply.

## STUDIO FACILITIES

★Cathedral Sound manufacture a professional standard compressor/limiter module for under £25, mixer modules, and complete mixer channels. Professional discounts available on Revox, N.E.A.L., Sennheiser, also MM mixers. S.A.E. details. Cathedral Sound, Fourways, Morris Lane, Halsall, Lancs L39 8SX. Tel. Halsall (0704) 840328. X

## IF YOU NEED . . .

Cassette Duplication	Empty Tape Spools
Blank Cassettes	White Tape Boxes
$\frac{1}{2}$ " Tape	BT Cartridge Bodies
Leader Tape	Lubricated Tape
Splicing Tape	Head Cleaner Tape

Why not ring us on 01-399 2476/7 and let us quote you for your next requirements.

**MEDIA TAPE LIMITED, 29a Tolworth Park Road, Surbiton, Surrey.**  
01-399 2476/7

★Wow and flutter meter, Rank Kalee type 1740, similar to latest model, calibrated and in good working order. £150 plus VAT. Burgess Lane & Co. Ltd., Thornton Works, Thornton Avenue, London, W4. 01-994 5752 and 5953. X

### CASSETTE DUPLICATING

High Quality - Low Cost  
No order too small or too large. Inlay cards and labels designed and printed.

**KELLY RECORDS LTD.**  
29A Duke St., Douglas, I.O.M.  
Telephone (STD 0624) 3872

★Revox, Teac, Otari, Brenell, Tascam, Nakamichi, Tannoy sales and service. The Music Laboratory. 01-349 1975. X

## SOWTER TRANSFORMERS

WITH 37 YEARS' EXPERIENCE

we have the expertise to design and manufacture

**ANY TYPE OF AUDIO TRANSFORMER AT THE RIGHT PRICE**

Whilst we specialise in every kind of transformer for audio control decks and mixers, demands are increasing for **LOUDSPEAKER TRANSFORMERS** and **100 VOLT LINE AUDIO OUTPUT TRANSFORMERS** for most kinds of amplifier from 30 watts to 500 watts output. We have standard designs for AMCRON and BOSE amplifiers and can also supply Multi-output transformers for **COLUMN LOUDSPEAKERS** in a wide variety of powers.

A recent tendency is the demand for **OUTPUT TRANSFORMERS FOR ULTRA LINEAR VALVE AMPLIFIERS** using KT88 and KT66 BEAM TETRODES and for these we have standard designs with exceptional performance.

Many of our output transformers for loudspeakers have been installed in Theatres, Television Studios, Lecture and Concert Halls, Churches and Outdoor Arenas whilst others are in constant use for high quality portable Public Address Systems.

We will supply single transformers, or any quantity, with short delivery times and, without obligation on your part, will quote price and exact dispatch on receipt of your requirements.

KINDLY NOTE OUR NEW ADDRESS AND TELEPHONE NUMBER

### E. A. SOWTER LTD.

Transformer manufacturers and designers  
P.O. Box No. 36, Ipswich IPI 2EL, England  
Tel. Ipswich (0473) 52794-219390

# TRAD

## WATFORD 47988

All Studio Equipment bought and sold.  
See our advertisement on page 79.

149B St. Albans Road, Watford,  
Herts.  
Tel. Watford 47988

## SERVICES

★Aerco custom pressing agency. Complete service for studios and smaller record companies saving your time and money. Tel: Woking (04862) 64082. X

High Quality Tape Spools  
Ex Stock or on Short Delivery  
5", 5½", 7" in bulk



TI Plastro Plastics Ltd  
30 Watley Way, Mitcham, Surrey, CR4 4HR  
Telephone: 01-640 0145/9



★If quality and reliable, prompt service matter, study our comprehensive quotation for pressings (short runs, too!) from your or our Master-tapes. Studio facilities (Steinway Grand), mobile units, sleeve printing service. Please detail immediate requirements to Mike Bull, Sound News Studios, 18 Blenheim Road, London W.4. 995-1661. L

## SPR

SPEECH RECORDING  
CASSETTE DUPLICATING  
OPEN-REEL DUPLICATING  
LANGUAGES/AUDIO-VISUAL

## SPEECH-PLUS RECORDINGS LTD

32, PAGES WALK, SOUTHWARK, LONDON SE1 4SB.

01-231 0961/2

### WOLLENSAKS

CASSETTE FAST COPIERS

2770 mono & 2772 stereo, meticulously aligned by Experts. HEAVY DUTY RECORDERS: 2551 Visual Sync & 2520 9 watt.

**SOUND CASSETTE SERVICES Ltd.**

P.O. Box 2, Gerrards Cross, Bucks. SL9 7PH  
Tel. 02813 84409

## SERVICES (Continued)

★Your Tapes to Disc. Mono or Stereo cutting. Vinylite pressings, Sleeves/Labels. Top professional quality. S.A.E. for photo leaflet. Dery Records, "Eastwood," Cove, Dunbartonshire, Scotland. X

### COUNTY RECORDING SERVICE

From your tapes we cut master discs, demo discs, using our Scully lathe fitted with the latest ME/76 UK stereo disc-cutting system. Dolby 'A', Dolby 'B' and DBX Noise Reduction. Telephone Bracknell (0344) 54935. London Road, Binfield, Bracknell, Berks, England

★Fanfare Records. Tape-disc pressings, demo's, masters, any quantity. Studio/mobile Neumann disc cutter. S.A.E. brochure. 1 Broomfield Close, Rydes Hill, Guildford. Tel. 0483 61684. X

## RAC MIXERS

### NEW COMPLETE UNITS

RAC LIM2 limiter/compressor ... £72.50  
RAC E2 Disc preamplifier ... £65.00  
RAC MA4 two channel mike amp ... £87.50  
Also MA3.3 mic amp card meets IBA studio path spec. ... £19.00

ALL PRICES EXCLUDE V.A.T.

### RUGBY AUTOMATION CONSULTANTS

19 Freemantle Road, Rugby, CV22 7HZ  
Tel. 0788-810877

★Disc cutting. Masters and Demos, Pressings, Cassettes, Mobile Recording Studio. Free brochure. TAM Studio, 13a Hamilton Way, London, N.3. Tel. 01-346 0033. F

## REVOX SERVICE CENTRE

Service and overhaul.  
High speed conversions.  
Head changes.  
Sel-sync.  
Automatic double tracking.  
Varispeed/varipitch.

MUSIC LABORATORY 01-349 1975

### CASSETTE FAST-COPYING

Stereo or Mono. High Quality. Prompt Personal Service. Also bulk supplies of excellent virgin cassettes.

### SOUND CASSETTE SERVICES Ltd.

P.O. BOX 2, GERRARDS CROSS, BUCKS.  
Tel. 02813 84409

★Tape copying service. Open reel and cassette available. The Music Laboratory, 01-349 1975. X

### SHORT RUN CASSETTE DUPLICATING

minimum 10, 24 hour service.  
10xc90-£6.80, 10xc60-£5.80,  
10xc45-£5.50, 10xc10-£4.80.  
BR facilities Marylebone/Bicester  
**SIMON STABLE PROMOTIONS**  
08692 (Oxford) 2831

## FOR SALE—TRADE

★For sale: Amber 4400A Multipurpose Audio Test Set, new, in carton, from authorised dealer. \$2,550 delivered (current professional net price \$3,650). Alpha Audio, 2049 West Broad Street, Richmond, Virginia 23220, U.S.A. (804) 358-3852. J

★A note for tape slashers that don't wish to go to the chemist: single-sided blades are available from Stanley Prod., 151-153 Wardour Street, London, W1. Tel. 439 0311. J

★Current MCI Console—JH 528 stereo Quad, 28 in and 24 out, operated only a few weeks, debugged and latest factory mods. Cherokee Recording Studios, phone (213) 653 3412, U.S.A. J

## Scotch®

### PROFESSIONAL TAPE

Type 206, 207, 250, 256  
available on 10½" metal  
NAB reels, 206 and 207 on  
5" reels.

Quantity discounts.  
Prices on application.  
Mail Order service.



01-349 1975

★Spectra Sonics 1024-24 Recording Console, 24 in-out, producer's desk, 18 months old, excellent condition, \$25,000. Phone (805) 966 6630, 966 1271, U.S.A. K

## make it!

Bin, 2 out, Cue and Echo  
Full professional Specs.  
Can be made in 8 hours  
Kit price: £99.95 incl vat  
Full details from sole agents:  
TURNKEY 01 440 9221  
REW 01-836-2372



★H.H. Amplifier TPA 100D bench cabinet, XLR connectors, balanced input, £100 o.n.o. Offers invited for 3 channel mic. mixer with P.P.M., also 3 Beyer mics, quantity of XLR terminated cables, stands, etc. All little used for occasional indoor P.A. work. All prices + VAT. R. Beaumont, Radio, T.V. & Audio Repairs, Ilkley (0943) 607021. J

★8 track 1 inch Brenell £1,750. Tel. 0252 850359. J

★Audio tape, matt black, 2,400ft. hubs, £2 per roll + VAT. Tel. Ed or Chris on 01-734 3325. J

★Have gone 16 track. All in excellent condition: 8 track Leavers Rich £4,500 ovno. 4 track Scully £2,500 ovno. 1 Allen Heath mixer with mods 14-8-8 £1,800 ovno. Hopkins Grand Piano, as new, £1,700 ovno. 16 track 3M M56 poa. Tel. The Old Smyth Recording Studio, Worcester (0905) 820659. K

## FOR SALE—PRIVATE

★Nagra III Recorder, Xtal sync, £1,000 o.n.o. Nagra BM2 mixer—offers. Two AKG D109 neck mics, £12 each. All plus VAT. Tel. 01-998 0318. J

★4 track mobile facility with Studer J37, Revox A77, Soundcraft 16/4 desk, Beyer/Shure/Calrec/AKG mics, stands, all accessories, stage box, Belden and Large 1in tape stock. £3,250, or may split. Tel. 04895 84146 or 07014 61870. J

★16 track Scully tape machine, Amek 16-16-16 desk, 4 track Scully tape machine, 1 pair of Lockwoods LE1-S. £6,500 complete: may split. Tel. 0924 405681. J

## SITUATIONS VACANT

## SALES ENGINEER PROFESSIONAL AUDIO EQUIPMENT

The London based importers of a wide range of specialist electronic equipment for recording studios, broadcasters and industrial users require a young sales engineer for sales office and field work.

A formal qualification in electronics would be useful although the ability to recognise existing and new applications for our products and competence in demonstrating them is of paramount importance. We offer a good starting salary and conditions.

Please apply to: John P. Thomas, Scenic sounds equipment, 97-99 Dean Street, London W1H 7AB.



**UNIVERSITY OF SURREY  
LECTURER IN RECORDING TECHNIQUES**

Applications are invited for the above post in the Department of Music.

The Lecturer will be responsible for teaching practical and theoretical aspects of recording for the Tonmeister Course leading to the degree of BMus (Surrey) (Tonmeister). Applicants should have a thorough knowledge and experience of studio work in the recording/broadcasting industry.

Salary will be within the range: £3,660-£7,308 per annum.

Further particulars may be obtained from the Academic Registrar (LFG), University of Surrey, Guildford, Surrey GU2 5XH, or Tel: Guildford 71281, Ext. 452. Applications from men and women, in the form of a curriculum vitae, including the names and addresses of two referees should be sent to the same address by: 6 October 1978.

★Radio Orwell, Ipswich, has a vacancy for a versatile Sound Engineer. Shift working is involved and duties would include a variety of tasks not strictly connected with pure Engineering. Here is an opportunity for the right person to work in a friendly atmosphere on one of the Country's smallest I.L.R. Stations. Please apply in writing giving full details of experience to: The Chief Engineer, Radio Orwell Limited, Lloyds Avenue, Ipswich, Suffolk. J

★Major New York City recording studio seeking top notch creative maintenance engineer. Excellent opportunity. All enquiries confidential. c/o Studio, P.O. Box 275, Old Chelsea Station, New York (New York 10011), U.S.A. L

**SITUATIONS WANTED**

★Experienced 16 track engineer (25) requires move to a new studio to progress and work in. Box No. 794, c/o STUDIO SOUND. J

★Qualified Audio engineers: three young enthusiastic, BBC-trained maintenance engineers, each with over three years' experience, require interesting jobs in recording studios. Box No. 793, c/o STUDIO SOUND. J

★Experience needed in sound engineering: three years electronic background, very interested in sound recording. Anything considered. Box 792, c/o STUDIO SOUND. J

**WANTED**

★Private buyer seeks 16 track tape machine. Tel. 0252 850359. J

★Secondhand Soundcraft 12/4 Series II Mixer wanted, Penny & Giles faders and sweepable equaliser necessary. Please mention price and your address in your letter. Charisma Musik Productions, Box 3055, 300 03 Halmstad, Sweden. J

★Revox's urgently wanted. The Music Laboratory. 01-349 1975. X

**NEUTRIC PROFESSIONAL CONNECTORS  
NEW LOW PRICES**

'Precision built' XLR type	
MALE PLUG	£0.99
FEMALE PLUG	£1.16
MALE CH. SKT.	£0.75
FEMALE CH. SKT.	£1.42
Prices include VAT, P&P 30p+3p each over 10 items	

**SNR PROFESSIONAL CABLES LTD.**  
6-8 Linkfield Corner, Redhill, Surrey RH1 1BB

★Tannoy GRF corner horns, good price offered for one pair in good condition, damaged ones considered. Tel. Mike 0473 49541. X

★Tannoy Speakers Wanted. The Music Laboratory. 01-349 1975. X

★Wanted. Revox and Teac Tape Recorders. Best prices paid. R.E.W. Professional Audio. 01-836 2372. X

★Teac 3340 (S) urgently wanted. The Music Laboratory. 01-349 1975. X

**ENGINEERS  
REQUIRED**

ITA's expansion programme has created more engineering vacancies. Secure future for engineers with proven ability. Varied and interesting work providing at attractive salary. Contact: **The Chief Engineer, Industrial Tape Applications, 1-7 Harewood Avenue, Marylebone, London NW1. Tel. 01-724 2497/8.**

**Sound Operations  
Manager Brentford.**


**c. £7,500 p.a. + car.** Rank Strand Sound has been set up as a new unit operating within Rank Strand Electric with the objective of achieving the same level of success in the field of professional audio and acoustic systems as the division already enjoys thanks to its sophisticated lighting equipment for auditoria and theatres.

We are confident of a bright future for the new unit as it will be able to capitalise on the division's technical and marketing expertise to develop fully-integrated, processor-controlled sound/lighting systems for a range of applications as broad as the world of entertainment itself.

But before things can really start to happen, we need the right person to fill the key position of Operations Manager. Responsible for a design and sales team that is currently 15-strong, you will need to demonstrate a high degree of commercial ability and an in-depth knowledge of professional live sound systems plus a real understanding of the demanding needs of the professional entertainment industry.

In return for these talents, we can offer an attractive salary and benefits package including company car and the opportunity of overseas travel. Assistance with relocation expenses will also be provided where appropriate.

**Please write with full career details to:  
Chris Hough, Personnel Manager, Rank Audio Visual, P O Box 70, Great West Road, Brentford, Middlesex. Tel: 01-568 9222.**



**RANK AUDIO VISUAL**

# Tape Recording Specialists

...to work in the Tape Laboratory, Denmark Hill, London, on copying and processing tapes, and preparing tapes for specialist tape recorders. Duties also include giving evidence in Court about work carried out on tapes, and occasionally analysing various phenomena of tape recordings using specialist analytical equipment and then acting as expert witness in Court. The successful candidates will be responsible for own case work (initial training given) and will work in close collaboration with Police Officers and with the various Constabularies which will necessitate travel anywhere in the country.

Candidates (aged at least 21) must have ONC in Engineering (with a pass in Electrical Engineering 'A') or C&G Radio, TV and Electronics Technicians Cert No 272, or an equivalent or higher qualification. In addition, they should have a thorough understanding of tape recorders and recording techniques, have experience of work in professional broadcast studios on audio and video tape recorders; and be fully conversant with checking tapes for quality and defects.

Salary, starting between £3750 and £4820 (according to age), rises to £5170. Promotion prospects. Non-contributory pension scheme.

For further details and an application form (to be returned by 13 October 1978) write to Civil Service Commission, Alencon Link, Basingstoke, Hants, RG21 1JB, or telephone Basingstoke (0256) 68551 (answering service operates outside office hours). Please quote T/9881/3.

## Metropolitan Police Office

The attention of advertisers is drawn to "The Business Advertisements (Disclosure) Order 1977", which requires that, from 1st January 1978, all advertisements by persons who seek to sell goods in the course of business must make that fact clear. From the above date, consumers therefore should know whether an advertisement relates to a sale by a trader or a private seller. The penalty for an offence is a fine up to a maximum of £400 on summary conviction.

For Further  
INFORMATION

for

**STUDIO  
SOUND**

contact

**MIKE STORMER**

on


01-686 2599

## INDEX TO DISPLAY ADVERTISERS

<b>A</b>		<b>H</b>		<b>R</b>	
Acoustical Manufacturing .. ..	75	Hayden Laboratories .. ..	5	R.D.G. Production Company .. ..	10
AKG Equipment .. ..	25			Revox .. ..	57
Allen & Heath/Brenell .. ..	18	<b>I</b>		R.E.W. .. ..	6,7
Aphex .. ..	80,81	Industrial Tape Applications ..	11,13,15,17		
APRS .. ..	88	Ivie .. ..	4	<b>S</b>	
Audio & Design Recordings Ltd.	52,53			Scenic Sound Equipment .. ..	23,39,92
Audio International .. ..	OBC	<b>J</b>		Seltech .. ..	20
Audio Kinetics .. ..	71	J.B.C. .. ..	66,67	Sheffield Sound Centre .. ..	89
Audix .. ..	89			Shure Electronics .. ..	59
Avcom .. ..	88	<b>K</b>		S.M.E. .. ..	62
Audio Developments Ltd. .. ..	51,73	Klark-Teknik .. ..	35	Solid State Logic .. ..	12
<b>B</b>				Sound Communications .. ..	89
Bauch, F. W. O. .. ..	49,51	<b>L</b>		Sound Craft .. ..	47
B.G.W. .. ..	61	Larking .. ..	83,90	Soundex .. ..	84
Beyer .. ..	86	Lectriflex .. ..	86	Sound Recording Plant .. ..	84
<b>C</b>		Leavers Rich .. ..	7	Sound Workshop .. ..	83,85
Cadac .. ..	IFC	Lexicon .. ..	65	S.Q.N. .. ..	89
Calrec .. ..	20	<b>M</b>		Squires, Roger, Ltd. .. ..	45,82
Cathedral .. ..	87	Magnetic Tapes .. ..	87	Studio Equipment Service .. ..	90
<b>D</b>		Midas Ltd. .. ..	IBC	Surrey Electronics .. ..	50
Dolby .. ..	69	Music Laboratories .. ..	85	<b>T</b>	
<b>E</b>		Mustang Communications .. ..	87	Tandberg .. ..	40,41
Eagle .. ..	29	MXR .. ..	63	Trad Electronics Sales Ltd. .. ..	79
Electroimpex .. ..	27	<b>N</b>		Trident .. ..	21
Electrovoice .. ..	9	Neal/Ferrograph .. ..	8	Turnkey .. ..	55
<b>F</b>		Neve Electronics Int. Ltd. .. ..	77	<b>U</b>	
Feldon Audio .. ..	16	<b>O</b>		Uher .. ..	79
Fraser Peacock .. ..	73	Ocean Electronics .. ..	84	<b>W</b>	
Future Film .. ..	10	Otari .. ..	31	White Instruments .. ..	58
<b>G</b>		<b>P</b>		Wilmot Breedon .. ..	14
Grahams Professional .. ..	90	Peavey .. ..	85	<b>Y</b>	
Granet Communications .. ..	54	Pro Audio .. ..	19	Yorke, James .. ..	82
Greenwood .. ..	88	Protex .. ..	89		

STUDIO SOUND is available without charge to qualified readers: these are directors, managers, executives and key personnel actively engaged in sound recording, broadcasting and cinematograph industries in any part of the world. The Publisher reserves the right to refuse applications considered inappropriate and restrict the number of free copies sent to any one company or organisation. Non-qualifying readers can buy STUDIO SOUND at an annual subscription of £8.20. All enquiries to: Subscription Department, Link House, 25 West Street, Poole, Dorset BH15 1LL. Tel. Poole (02013) 71171. Published by Link House Magazines (Croydon) Limited on behalf of the proprietors Link House Holdings Limited, Robert Rogers House, New Orchard, Poole, Dorset BH15 1LU and printed by Arthurs Press Ltd., Woodchester, Stroud, Glos. GL5 5PB.





In the critically demanding world of location sound mixing there is one enduring standard of excellence:

The Midas P.R. System.  
International Equipment Hire of Japan and C. S. Sonorisation of France selected Midas for the same essential reasons as Pink Floyd, Clair Brothers, Supertramp, Tasco and Cat Stevens.

High performance reliability at sensible cost.\*  
The Midas System provides quality facilities for sound reinforcement, recording, on-stage monitoring and broadcast applications with total modular versatility.

***Assure your future success by choosing Midas.***

MIDAS AUDIO SYSTEMS LTD., JEFF BAYERS, 54-56 STANHOPE STREET, EUSTON, LONDON N1 1JH, UK. Tel: 01-388-7060. OI-387-7699  
MIDAS EUROPE, LOUIS DE POTESTR, 23 AVENUE D'AVRIL, 1200 BRUSSELS, BELGIUM. Tel: 322-771-3063 322-734-5974  
MIDAS AUDIO CORPORATION, BOB SHELKROUE, 730 MAIN STREET, MORGANA FALLS, NEW YORK 14501, U.S.A. Tel: 716-282-4100  
MIDAS CANADA, FRANK PIMISKERT, GEAR ELECTRO-ACOUSTICS, 365 ADELAIDE ST. EAST, TORONTO M5B 4R9, ONTARIO, CANADA. Tel: 416-868-0328

\*16 info 2 console from £2,950.


# MIDAS



# Progress from HARRISON

Second Edition Models 4032 + 3232

Automated Master Recording  
Consoles



In response to your suggestions,  
Harrison's Second Edition consoles  
offer you many new features and functions.

- Programmable and Manual Muting.
- Group Muting.
- Fader Automation Null Lights.
- 2 Stereo Foldback Systems With Extensive Source Selection.
- Optional High Resolution Phase Meter.
- 2 Phase Meter Source Selection Matrices.
- Pink Noise Generator.
- 48 Volt Phantom Power On/Off Switch.
- Improved Parametric Equalizer Range.
- Optional Step-Type Equalizer.
- Stereo and Quad Meter Source Selection Switches
- Optional 36 Segment, High Resolution Light Meter With Front Panel VU and PPM Characteristic Selection.
- Master VU/PPM Characteristic Selection Switches
- Optional NTP Meter Overbridge.

“Still No Compromise”

**Harrison** 

Harrison Systems, Inc.  
P.O. Box 22964 • Nashville, Tennessee 37202